

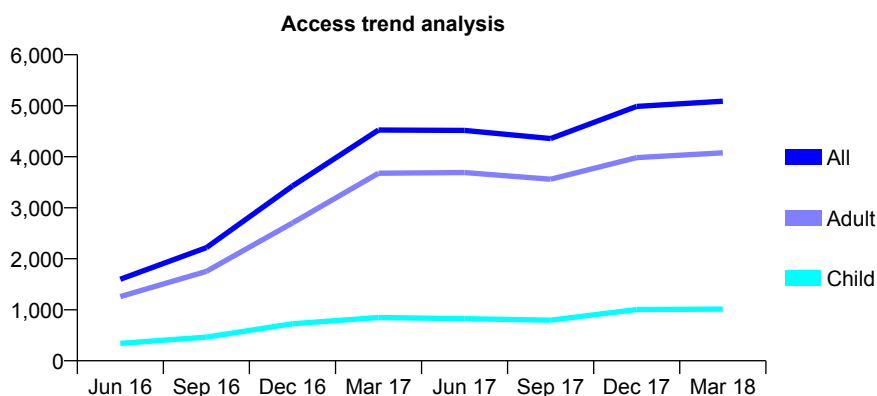
Q56 - Vital Signs At a Glance Contract Report for 100010/0000 - March 2018

Name or company name	M and H Tehrani, Jinesh Vaghela, Jiten Vac
Contract type name	GDS Contract
Purpose of contract	General
Contract start date	01/02/2016
Contract end date	

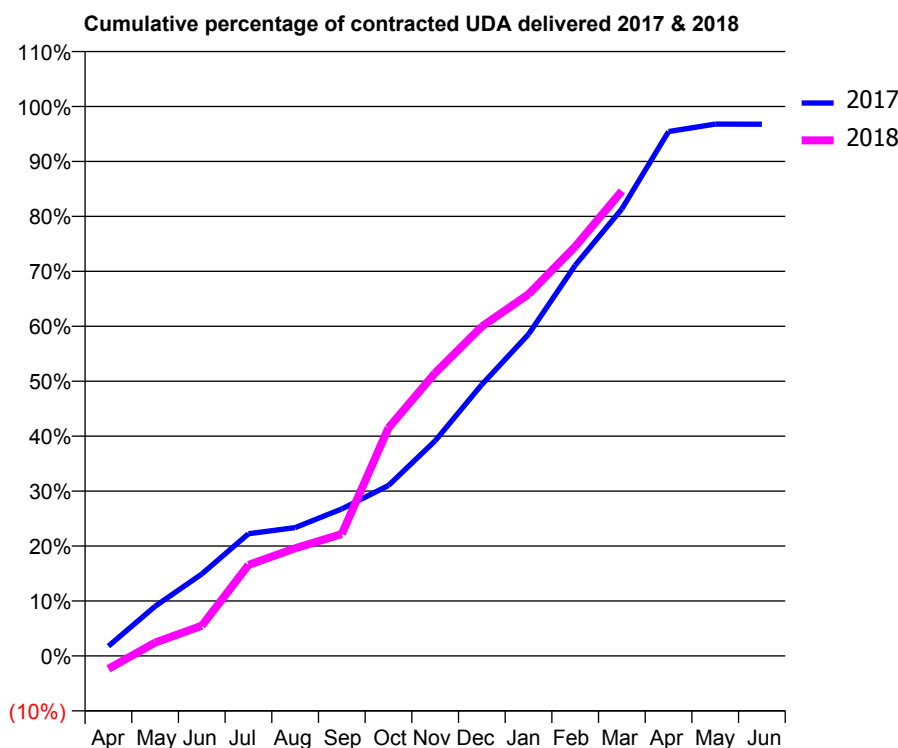
17/18 Contracted general activity (UDA)	11,500
Carry forward general activity (UDA)	372
17/18 Contracted orthodontic activity (UOA)	0
Carry forward orthodontic activity (UOA)	0
Baseline contract value	£279,550.27

ACCESS*

Patients seen in 24 months	Total	Change since previous quarter
Quarter ending March 2017	4,525	
Quarter ending June 2017	4,516	→
Quarter ending September 2017	4,356	↓
Quarter ending December 2017	4,987	↑
Quarter ending March 2018	5,090	↑
Variance since March 2017	12.5%	↑



ACTIVITY



Month	Adjusted Scheduled Activity (UDA)	
	2017	2018
April	206	-271
May	1,038	281
June	1,716	632
July	2,559	1,904
August	2,685	2,253
September	3,078	2,552
October	3,568	4,772
November	4,503	5,924
December	5,682	6,893
January	6,733	7,569
February	8,175	8,569
March	9,355	9,730
April	10,976	
May	11,131	
June	11,128	

QUALITY

	Quantity	Base Number	Contract	AT	Region	England
% of FP17s for the same patient ID Re-attending within 3 months - Children	92	1,492	6.2%	11.0%	11.6%	11.9%
% of FP17s for the same patient ID Re-attending within 3 months - Adults	746	5,929	12.6%	14.6%	15.4%	16.0%
% of FP17s for the same patient ID Re-attending between 3 & 9 months - Children	617	1,492	41.4%	59.6%	59.4%	58.3%
% of FP17s for the same patient ID Re-attending between 3 & 9 months - Adults	2,250	5,929	37.9%	48.5%	51.3%	50.3%
% of FP17s for Band 1 Urgent Courses	516	4,865	10.6%	9.4%	8.0%	9.1%
% of FP17s Relating to Free Repair or Replacements	76	4,865	1.6%	0.8%	0.8%	0.8%
% of FP17s Relating to Continuations	26	4,865	0.5%	1.1%	1.0%	1.0%
% of Patients satisfied with the dentistry they have received	4	5	N/A	92.3%	91.7%	91.5%
% of Patients satisfied with the time they had to wait for an appointment	5	5	N/A	87.4%	88.3%	87.9%

* This is based on patients treated on this contract for their most recent course of treatment. Figures in italics indicate the base number of FP17s or Patient Questionnaire responses are less than 100. N/A is shown where the base number of responses is less than 10 during the period. % is calculated as Quantity/Base number*100

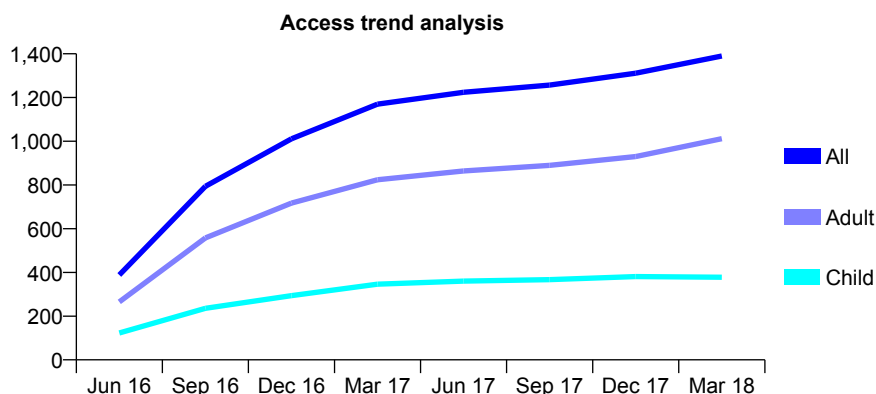
Q56 - Vital Signs At a Glance Contract Report for 100036/0000 - March 2018

Name or company name	Dr Veehar Malde
Contract type name	GDS Contract
Purpose of contract	General
Contract start date	01/03/2016
Contract end date	

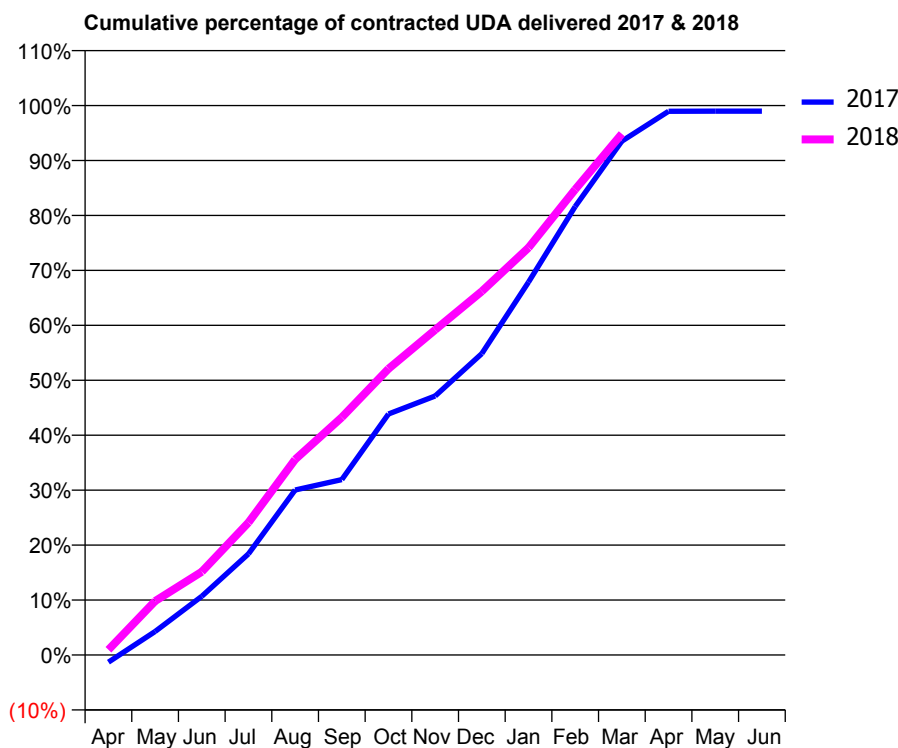
17/18 Contracted general activity (UDA)	4,029
Carry forward general activity (UDA)	42
17/18 Contracted orthodontic activity (UOA)	0
Carry forward orthodontic activity (UOA)	0
Baseline contract value	£100,728.54

ACCESS*

Patients seen in 24 months	Total	Change since previous quarter
Quarter ending March 2017	1,170	
Quarter ending June 2017	1,224	↑
Quarter ending September 2017	1,257	↑
Quarter ending December 2017	1,311	↑
Quarter ending March 2018	1,390	↑
Variance since March 2017	18.8%	↑



ACTIVITY



Month	Adjusted Scheduled Activity (UDA)	
	2017	2018
April	-53	39
May	172	396
June	431	611
July	741	971
August	1,210	1,433
September	1,286	1,743
October	1,767	2,099
November	1,899	2,384
December	2,210	2,667
January	2,734	2,986
February	3,289	3,413
March	3,768	3,821
April	3,986	
May	3,987	
June	3,987	

QUALITY

	Quantity	Base Number	Contract	AT	Region	England
% of FP17s for the same patient ID Re-attending within 3 months - Children	52	661	7.9%	11.0%	11.6%	11.9%
% of FP17s for the same patient ID Re-attending within 3 months - Adults	147	1,412	10.4%	14.6%	15.4%	16.0%
% of FP17s for the same patient ID Re-attending between 3 & 9 months - Children	432	661	65.4%	59.6%	59.4%	58.3%
% of FP17s for the same patient ID Re-attending between 3 & 9 months - Adults	827	1,412	58.6%	48.5%	51.3%	50.3%
% of FP17s for Band 1 Urgent Courses	77	1,994	3.9%	9.4%	8.0%	9.1%
% of FP17s Relating to Free Repair or Replacements	3	1,994	0.2%	0.8%	0.8%	0.8%
% of FP17s Relating to Continuations	18	1,994	0.9%	1.1%	1.0%	1.0%
% of Patients satisfied with the dentistry they have received	1	1	N/A	92.3%	91.7%	91.5%
% of Patients satisfied with the time they had to wait for an appointment	1	1	N/A	87.4%	88.3%	87.9%

* This is based on patients treated on this contract for their most recent course of treatment. Figures in italics indicate the base number of FP17s or Patient Questionnaire responses are less than 100. N/A is shown where the base number of responses is less than 10 during the period. % is calculated as Quantity/Base number*100

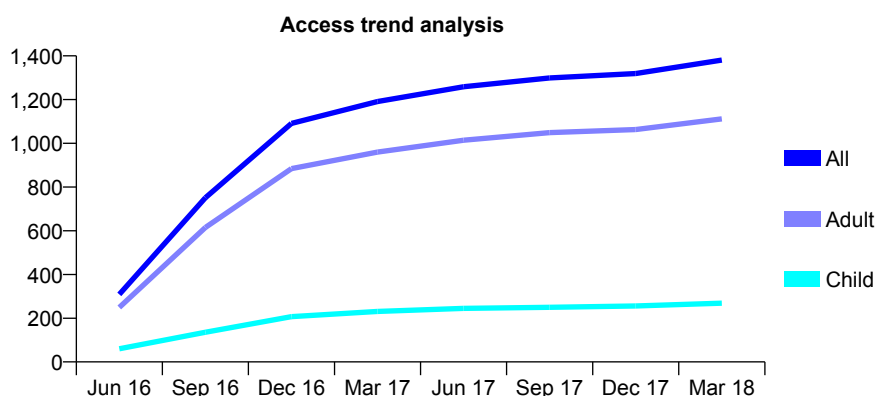
Q56 - Vital Signs At a Glance Contract Report for 100128/0000 - March 2018

Name or company name	Rookwood Dental Practice
Contract type name	GDS Contract
Purpose of contract	General
Contract start date	06/04/2016
Contract end date	

17/18 Contracted general activity (UDA)	3,939
Carry forward general activity (UDA)	-7
17/18 Contracted orthodontic activity (UOA)	0
Carry forward orthodontic activity (UOA)	0
Baseline contract value	£101,285.15

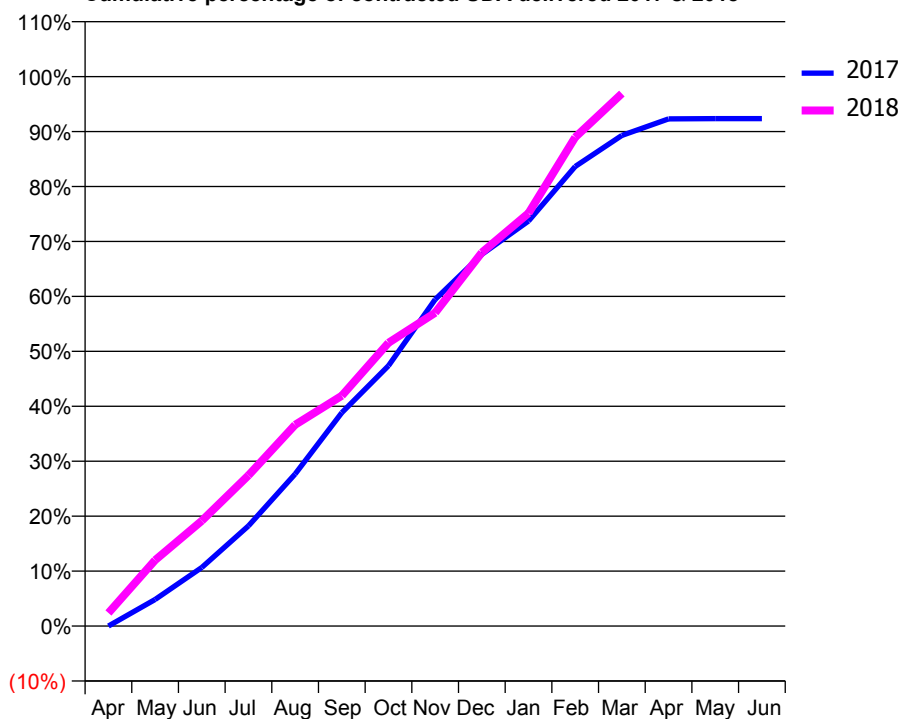
ACCESS*

Patients seen in 24 months	Total	Change since previous quarter
Quarter ending March 2017	1,191	
Quarter ending June 2017	1,259	↑
Quarter ending September 2017	1,299	↑
Quarter ending December 2017	1,319	→
Quarter ending March 2018	1,381	↑
Variance since March 2017	16.0%	↑



ACTIVITY

Cumulative percentage of contracted UDA delivered 2017 & 2018



Month	Adjusted Scheduled Activity (UDA)	
	2017	2018
April	0	94
May	188	473
June	414	755
July	708	1,081
August	1,075	1,443
September	1,509	1,652
October	1,840	2,031
November	2,309	2,246
December	2,627	2,678
January	2,863	2,960
February	3,248	3,504
March	3,468	3,817
April	3,585	
May	3,587	
June	3,587	

QUALITY

	Quantity	Base Number	Contract	AT	Region	England
% of FP17s for the same patient ID Re-attending within 3 months - Children	29	412	7.0%	11.0%	11.6%	11.9%
% of FP17s for the same patient ID Re-attending within 3 months - Adults	163	1,505	10.8%	14.6%	15.4%	16.0%
% of FP17s for the same patient ID Re-attending between 3 & 9 months - Children	270	412	65.5%	59.6%	59.4%	58.3%
% of FP17s for the same patient ID Re-attending between 3 & 9 months - Adults	836	1,505	55.5%	48.5%	51.3%	50.3%
% of FP17s for Band 1 Urgent Courses	66	1,869	3.5%	9.4%	8.0%	9.1%
% of FP17s Relating to Free Repair or Replacements	17	1,869	0.9%	0.8%	0.8%	0.8%
% of FP17s Relating to Continuations	6	1,869	0.3%	1.1%	1.0%	1.0%
% of Patients satisfied with the dentistry they have received	10	10	100.0%	92.3%	91.7%	91.5%
% of Patients satisfied with the time they had to wait for an appointment	9	10	90.0%	87.4%	88.3%	87.9%

* This is based on patients treated on this contract for their most recent course of treatment. Figures in italics indicate the base number of FP17s or Patient Questionnaire responses are less than 100. N/A is shown where the base number of responses is less than 10 during the period. % is calculated as Quantity/Base number*100

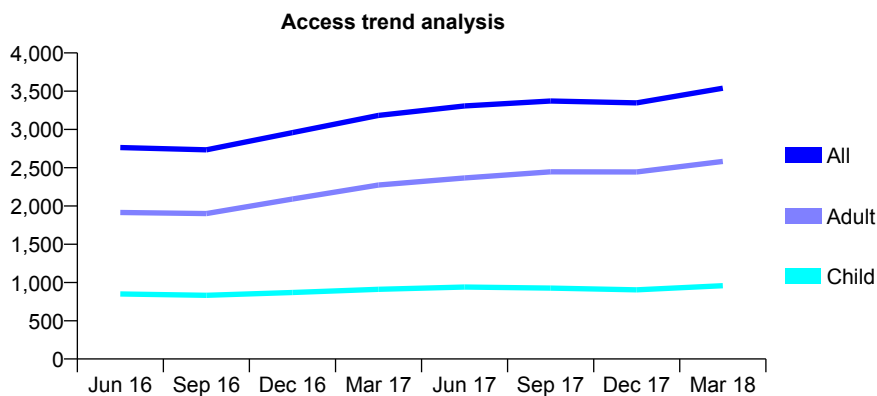
Q56 - Vital Signs At a Glance Contract Report for 101281/0029 - March 2018

Name or company name	OASIS DENTAL CARE LTD
Contract type name	GDS Contract
Purpose of contract	General
Contract start date	01/04/2006
Contract end date	

17/18 Contracted general activity (UDA)	7,953
Carry forward general activity (UDA)	0
17/18 Contracted orthodontic activity (UOA)	0
Carry forward orthodontic activity (UOA)	0
Baseline contract value	£195,106.52

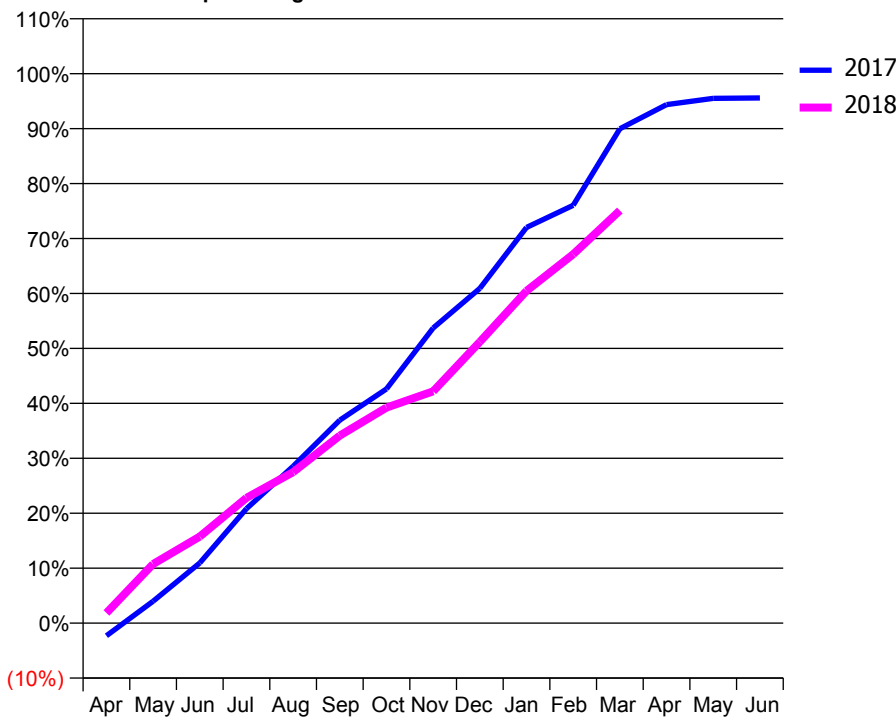
ACCESS*

Patients seen in 24 months	Total	Change since previous quarter
Quarter ending March 2017	3,184	
Quarter ending June 2017	3,307	↑
Quarter ending September 2017	3,372	→
Quarter ending December 2017	3,348	→
Quarter ending March 2018	3,539	↑
Variance since March 2017	11.1%	↑



ACTIVITY

Cumulative percentage of contracted UDA delivered 2017 & 2018



Month	Adjusted Scheduled Activity (UDA)	
	2017	2018
April	-184	148
May	318	856
June	872	1,253
July	1,658	1,814
August	2,271	2,186
September	2,939	2,715
October	3,391	3,119
November	4,272	3,355
December	4,845	4,071
January	5,726	4,808
February	6,048	5,339
March	7,155	5,971
April	7,504	
May	7,596	
June	7,601	

QUALITY

	Quantity	Base Number	Contract	AT	Region	England
% of FP17s for the same patient ID Re-attending within 3 months - Children	110	1,330	8.3%	11.0%	11.6%	11.9%
% of FP17s for the same patient ID Re-attending within 3 months - Adults	395	3,018	13.1%	14.6%	15.4%	16.0%
% of FP17s for the same patient ID Re-attending between 3 & 9 months - Children	728	1,330	54.7%	59.6%	59.4%	58.3%
% of FP17s for the same patient ID Re-attending between 3 & 9 months - Adults	1,345	3,018	44.6%	48.5%	51.3%	50.3%
% of FP17s for Band 1 Urgent Courses	321	4,119	7.8%	9.4%	8.0%	9.1%
% of FP17s Relating to Free Repair or Replacements	21	4,119	0.5%	0.8%	0.8%	0.8%
% of FP17s Relating to Continuations	95	4,119	2.3%	1.1%	1.0%	1.0%
% of Patients satisfied with the dentistry they have received	0	0	N/A	92.3%	91.7%	91.5%
% of Patients satisfied with the time they had to wait for an appointment	0	0	N/A	87.4%	88.3%	87.9%

* This is based on patients treated on this contract for their most recent course of treatment. Figures in italics indicate the base number of FP17s or Patient Questionnaire responses are less than 100. N/A is shown where the base number of responses is less than 10 during the period. % is calculated as Quantity/Base number*100

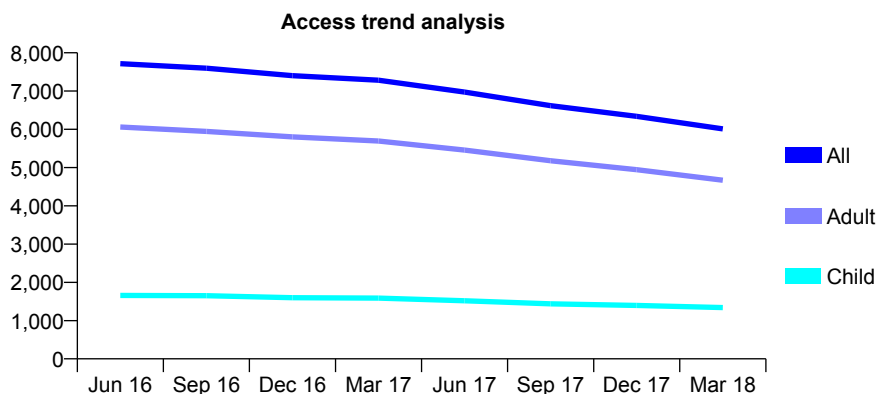
Q56 - Vital Signs At a Glance Contract Report for 101281/0058 - March 2018

Name or company name	OASIS DENTAL CARE LTD
Contract type name	GDS Contract
Purpose of contract	General and Orthodontic
Contract start date	01/04/2006
Contract end date	

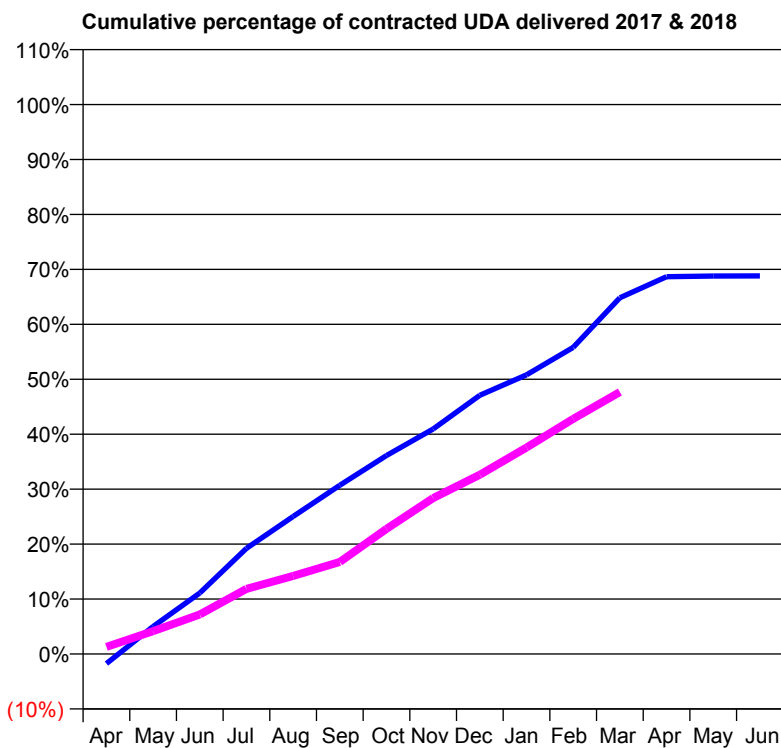
17/18 Contracted general activity (UDA)	23,334
Carry forward general activity (UDA)	0
17/18 Contracted orthodontic activity (UOA)	383
Carry forward orthodontic activity (UOA)	-8
Baseline contract value	£568,383.66

ACCESS*

Patients seen in 24 months	Total	Change since previous quarter
Quarter ending March 2017	7,283	
Quarter ending June 2017	6,975	↓
Quarter ending September 2017	6,617	↓
Quarter ending December 2017	6,340	↓
Quarter ending March 2018	6,010	↓
Variance since March 2017	(17.5%)	↓



ACTIVITY



Month	Adjusted Scheduled Activity (UDA)	
	2017	2018
April	-412	302
May	1,170	970
June	2,593	1,680
July	4,490	2,765
August	5,838	3,317
September	7,165	3,910
October	8,428	5,313
November	9,556	6,620
December	10,988	7,614
January	11,854	8,768
February	13,023	9,985
March	15,128	11,125
April	16,023	
May	16,048	
June	16,055	

QUALITY

	Quantity	Base Number	Contract	AT	Region	England
% of FP17s for the same patient ID Re-attending within 3 months - Children	106	1,679	6.3%	11.0%	11.6%	11.9%
% of FP17s for the same patient ID Re-attending within 3 months - Adults	720	5,341	13.5%	14.6%	15.4%	16.0%
% of FP17s for the same patient ID Re-attending between 3 & 9 months - Children	1,004	1,679	59.8%	59.6%	59.4%	58.3%
% of FP17s for the same patient ID Re-attending between 3 & 9 months - Adults	2,914	5,341	54.6%	48.5%	51.3%	50.3%
% of FP17s for Band 1 Urgent Courses	689	6,542	10.5%	9.4%	8.0%	9.1%
% of FP17s Relating to Free Repair or Replacements	61	6,542	0.9%	0.8%	0.8%	0.8%
% of FP17s Relating to Continuations	90	6,542	1.4%	1.1%	1.0%	1.0%
% of Patients satisfied with the dentistry they have received	10	10	100.0%	92.3%	91.7%	91.5%
% of Patients satisfied with the time they had to wait for an appointment	7	10	70.0%	87.4%	88.3%	87.9%

* This is based on patients treated on this contract for their most recent course of treatment. Figures in italics indicate the base number of FP17s or Patient Questionnaire responses are less than 100. N/A is shown where the base number of responses is less than 10 during the period. % is calculated as Quantity/Base number*100

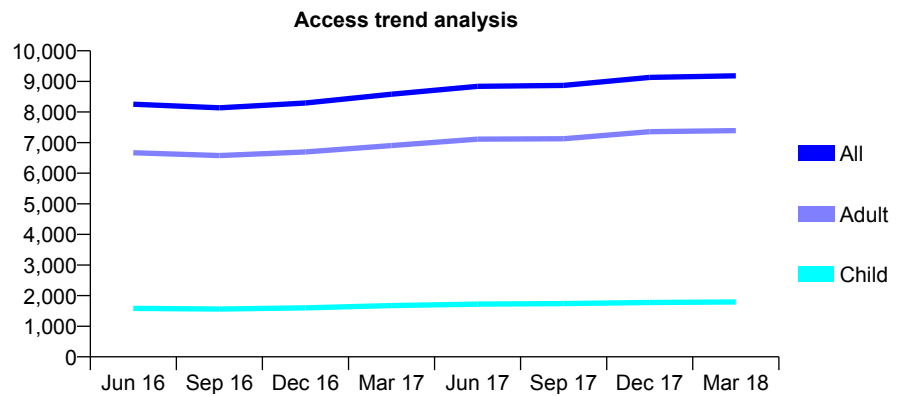
Q56 - Vital Signs At a Glance Contract Report for 101281/0195 - March 2018

Name or company name	OASIS DENTAL CARE LTD
Contract type name	GDS Contract
Purpose of contract	General
Contract start date	13/02/2009
Contract end date	

17/18 Contracted general activity (UDA)	28,270
Carry forward general activity (UDA)	0
17/18 Contracted orthodontic activity (UOA)	0
Carry forward orthodontic activity (UOA)	0
Baseline contract value	£652,196.81

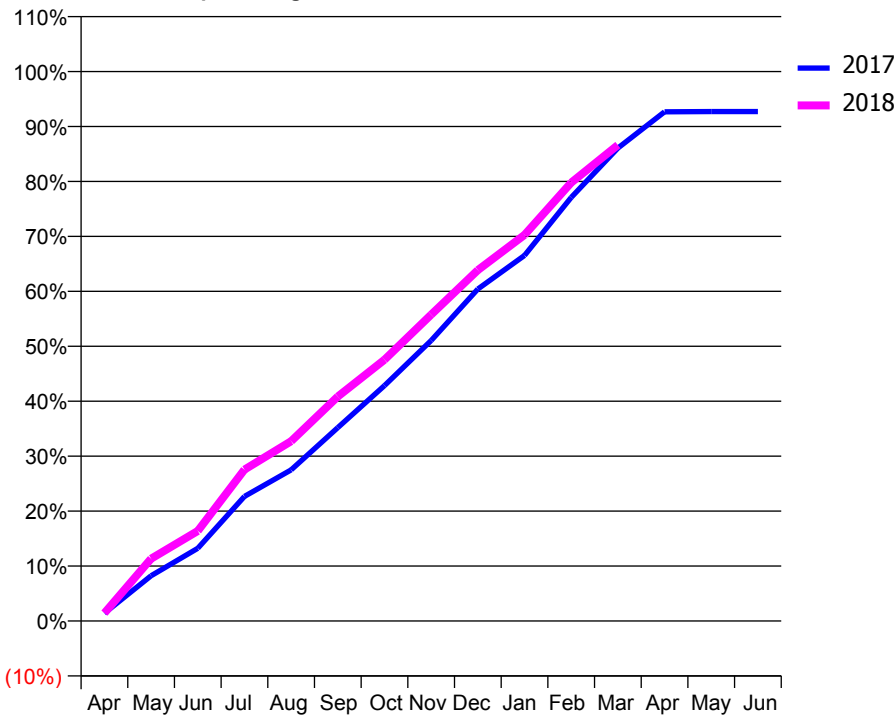
ACCESS*

Patients seen in 24 months	Total	Change since previous quarter
Quarter ending March 2017	8,582	
Quarter ending June 2017	8,840	↑
Quarter ending September 2017	8,870	→
Quarter ending December 2017	9,131	↑
Quarter ending March 2018	9,185	→
Variance since March 2017	7.0%	↑



ACTIVITY

Cumulative percentage of contracted UDA delivered 2017 & 2018



Month	Adjusted Scheduled Activity (UDA)	
	2017	2018
April	400	409
May	2,328	3,208
June	3,745	4,633
July	6,410	7,786
August	7,776	9,252
September	9,950	11,546
October	12,109	13,442
November	14,431	15,760
December	17,076	18,051
January	18,805	19,864
February	21,794	22,554
March	24,329	24,488
April	26,196	
May	26,206	
June	26,208	

QUALITY

	Quantity	Base Number	Contract	AT	Region	England
% of FP17s for the same patient ID Re-attending within 3 months - Children	157	2,564	6.1%	11.0%	11.6%	11.9%
% of FP17s for the same patient ID Re-attending within 3 months - Adults	1,687	11,005	15.3%	14.6%	15.4%	16.0%
% of FP17s for the same patient ID Re-attending between 3 & 9 months - Children	1,503	2,564	58.6%	59.6%	59.4%	58.3%
% of FP17s for the same patient ID Re-attending between 3 & 9 months - Adults	6,156	11,005	55.9%	48.5%	51.3%	50.3%
% of FP17s for Band 1 Urgent Courses	1,413	12,872	11.0%	9.4%	8.0%	9.1%
% of FP17s Relating to Free Repair or Replacements	238	12,872	1.8%	0.8%	0.8%	0.8%
% of FP17s Relating to Continuations	213	12,872	1.7%	1.1%	1.0%	1.0%
% of Patients satisfied with the dentistry they have received	13	15	86.7%	92.3%	91.7%	91.5%
% of Patients satisfied with the time they had to wait for an appointment	13	15	86.7%	87.4%	88.3%	87.9%

* This is based on patients treated on this contract for their most recent course of treatment. Figures in italics indicate the base number of FP17s or Patient Questionnaire responses are less than 100. N/A is shown where the base number of responses is less than 10 during the period. % is calculated as Quantity/Base number*100

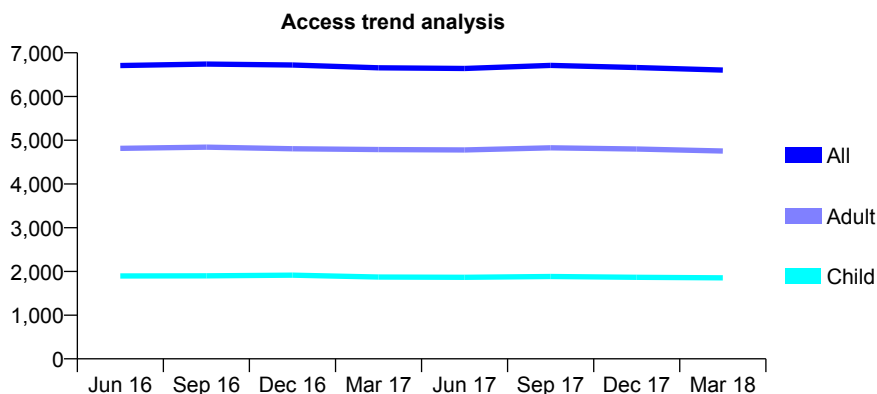
Q56 - Vital Signs At a Glance Contract Report for 101281/0198 - March 2018

Name or company name	OASIS DENTAL CARE LTD
Contract type name	PDS Contract
Purpose of contract	General
Contract start date	27/04/2009
Contract end date	31/03/2020

17/18 Contracted general activity (UDA)	17,904
Carry forward general activity (UDA)	-104
17/18 Contracted orthodontic activity (UOA)	0
Carry forward orthodontic activity (UOA)	0
Baseline contract value	£413,057.99

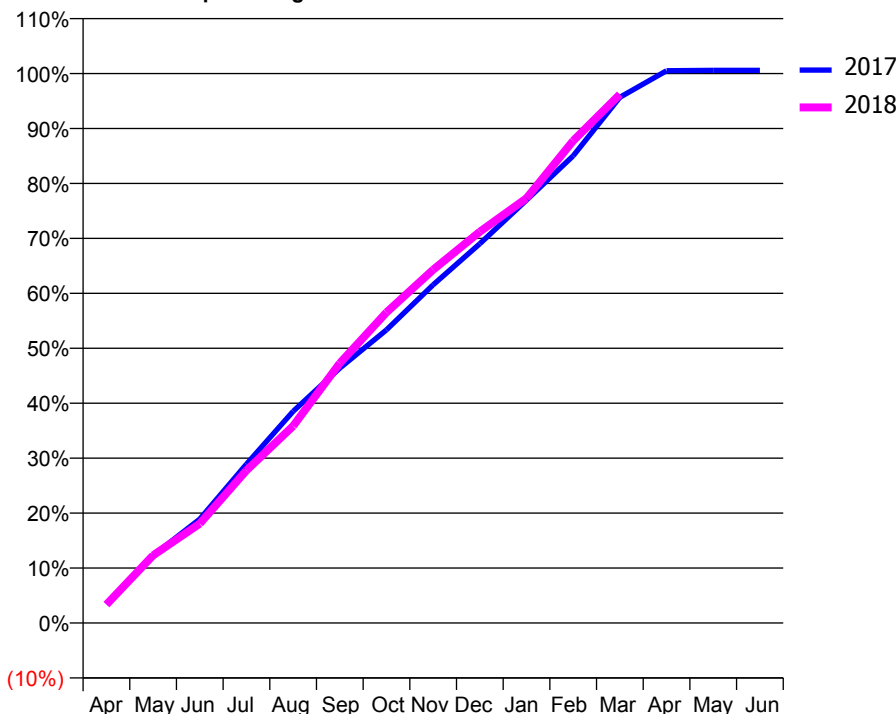
ACCESS*

Patients seen in 24 months	Total	Change since previous quarter
Quarter ending March 2017	6,658	
Quarter ending June 2017	6,643	→
Quarter ending September 2017	6,712	→
Quarter ending December 2017	6,662	→
Quarter ending March 2018	6,605	→
Variance since March 2017	(0.8%)	→



ACTIVITY

Cumulative percentage of contracted UDA delivered 2017 & 2018



Month	Adjusted Scheduled Activity (UDA)	
	2017	2018
April	620	602
May	2,205	2,203
June	3,387	3,241
July	5,178	4,971
August	6,897	6,420
September	8,305	8,466
October	9,550	10,120
November	11,018	11,512
December	12,360	12,751
January	13,779	13,840
February	15,221	15,714
March	17,127	17,225
April	17,992	
May	18,007	
June	18,008	

QUALITY

	Quantity	Base Number	Contract	AT	Region	England
% of FP17s for the same patient ID Re-attending within 3 months - Children	226	2,943	7.7%	11.0%	11.6%	11.9%
% of FP17s for the same patient ID Re-attending within 3 months - Adults	1,130	7,082	16.0%	14.6%	15.4%	16.0%
% of FP17s for the same patient ID Re-attending between 3 & 9 months - Children	1,981	2,943	67.3%	59.6%	59.4%	58.3%
% of FP17s for the same patient ID Re-attending between 3 & 9 months - Adults	3,997	7,082	56.4%	48.5%	51.3%	50.3%
% of FP17s for Band 1 Urgent Courses	600	9,569	6.3%	9.4%	8.0%	9.1%
% of FP17s Relating to Free Repair or Replacements	246	9,569	2.6%	0.8%	0.8%	0.8%
% of FP17s Relating to Continuations	205	9,569	2.1%	1.1%	1.0%	1.0%
% of Patients satisfied with the dentistry they have received	14	14	100.0%	92.3%	91.7%	91.5%
% of Patients satisfied with the time they had to wait for an appointment	13	14	92.9%	87.4%	88.3%	87.9%

* This is based on patients treated on this contract for their most recent course of treatment. Figures in italics indicate the base number of FP17s or Patient Questionnaire responses are less than 100. N/A is shown where the base number of responses is less than 10 during the period. % is calculated as Quantity/Base number*100

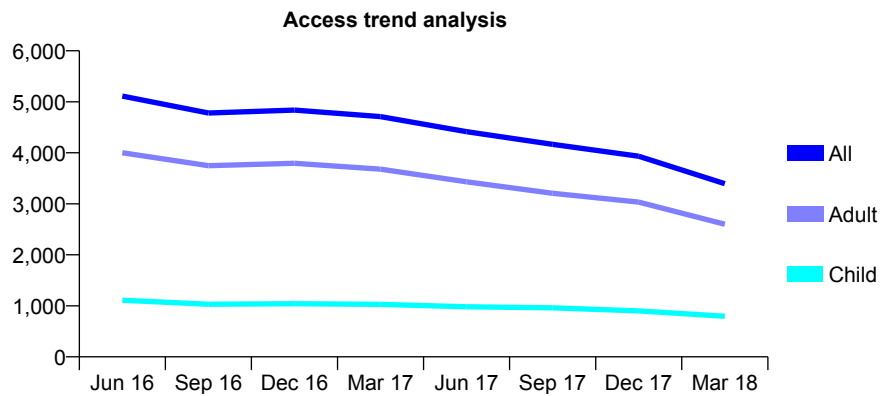
Q56 - Vital Signs At a Glance Contract Report for 101338/0075 - March 2018

Name or company name	Whitecross Dental Care Limited
Contract type name	GDS Contract
Purpose of contract	General and Orthodontic
Contract start date	09/03/2009
Contract end date	28/02/2018

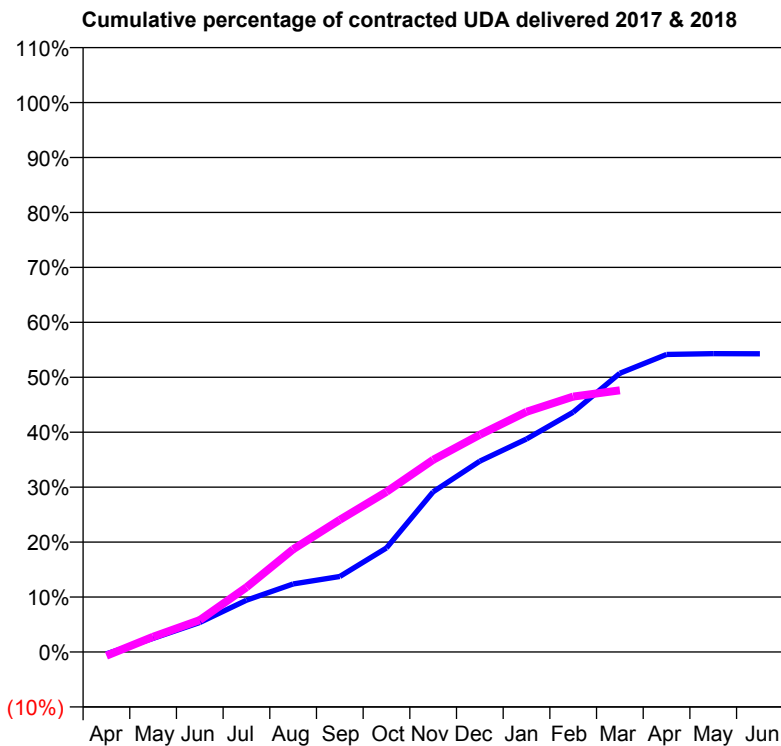
17/18 Contracted general activity (UDA)	12,088
Carry forward general activity (UDA)	104
17/18 Contracted orthodontic activity (UOA)	2,713
Carry forward orthodontic activity (UOA)	0
Baseline contract value	£471,312.35

ACCESS*

Patients seen in 24 months	Total	Change since previous quarter
Quarter ending March 2017	4,710	
Quarter ending June 2017	4,415	↓
Quarter ending September 2017	4,166	↓
Quarter ending December 2017	3,934	↓
Quarter ending March 2018	3,396	↓
Variance since March 2017	(27.9%)	↓



ACTIVITY



Month	Adjusted Scheduled Activity (UDA)	
	2017	2018
April	-47	-83
May	329	336
June	709	702
July	1,242	1,425
August	1,633	2,261
September	1,811	2,910
October	2,498	3,524
November	3,846	4,230
December	4,580	4,781
January	5,111	5,285
February	5,756	5,618
March	6,689	5,757
April	7,140	
May	7,160	
June	7,157	

QUALITY

	Quantity	Base Number	Contract	AT	Region	England
% of FP17s for the same patient ID Re-attending within 3 months - Children	58	888	6.5%	11.0%	11.6%	11.9%
% of FP17s for the same patient ID Re-attending within 3 months - Adults	183	2,039	9.0%	14.6%	15.4%	16.0%
% of FP17s for the same patient ID Re-attending between 3 & 9 months - Children	260	888	29.3%	59.6%	59.4%	58.3%
% of FP17s for the same patient ID Re-attending between 3 & 9 months - Adults	625	2,039	30.7%	48.5%	51.3%	50.3%
% of FP17s for Band 1 Urgent Courses	249	2,489	10.0%	9.4%	8.0%	9.1%
% of FP17s Relating to Free Repair or Replacements	12	2,489	0.5%	0.8%	0.8%	0.8%
% of FP17s Relating to Continuations	41	2,489	1.6%	1.1%	1.0%	1.0%
% of Patients satisfied with the dentistry they have received	3	4	N/A	92.3%	91.7%	91.5%
% of Patients satisfied with the time they had to wait for an appointment	3	4	N/A	87.4%	88.3%	87.9%

* This is based on patients treated on this contract for their most recent course of treatment. Figures in italics indicate the base number of FP17s or Patient Questionnaire responses are less than 100. N/A is shown where the base number of responses is less than 10 during the period. % is calculated as Quantity/Base number*100

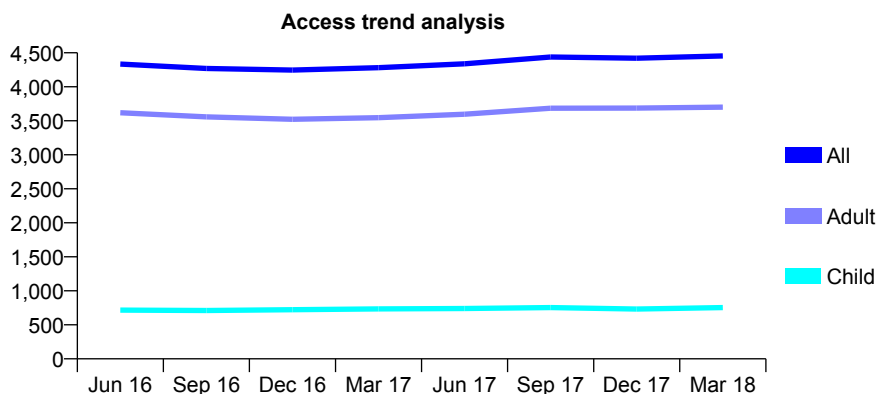
Q56 - Vital Signs At a Glance Contract Report for 101338/0092 - March 2018

Name or company name	Whitecross Dental Care Limited
Contract type name	GDS Contract
Purpose of contract	General
Contract start date	28/07/2009
Contract end date	

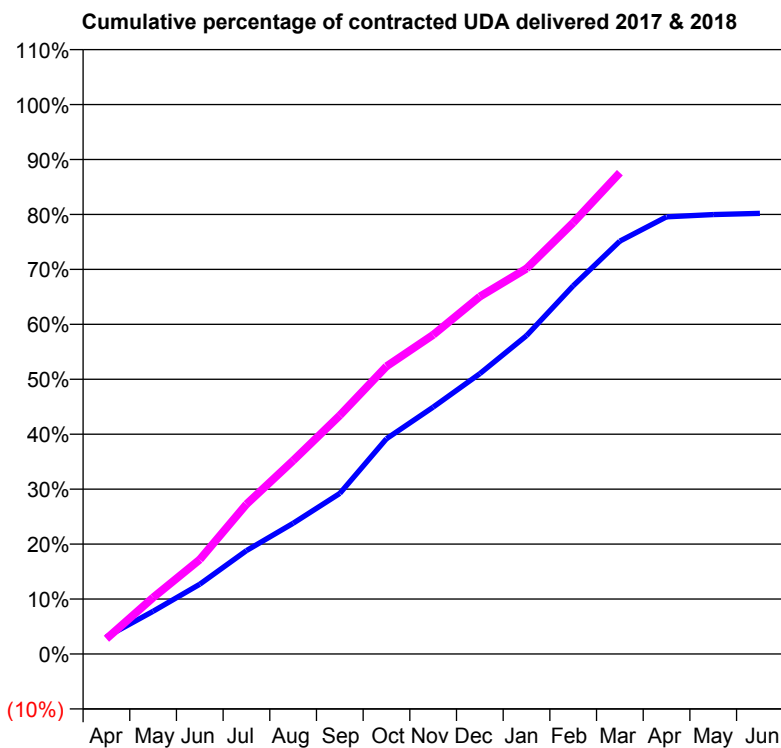
17/18 Contracted general activity (UDA)	13,186
Carry forward general activity (UDA)	0
17/18 Contracted orthodontic activity (UOA)	0
Carry forward orthodontic activity (UOA)	0
Baseline contract value	£336,122.27

ACCESS*

Patients seen in 24 months	Total	Change since previous quarter
Quarter ending March 2017	4,282	
Quarter ending June 2017	4,338	→
Quarter ending September 2017	4,439	↑
Quarter ending December 2017	4,421	→
Quarter ending March 2018	4,453	→
Variance since March 2017	4.0%	↑



ACTIVITY



Month	Adjusted Scheduled Activity (UDA)	
	2017	2018
April	412	365
May	1,026	1,354
June	1,675	2,268
July	2,481	3,594
August	3,136	4,643
September	3,854	5,726
October	5,167	6,904
November	5,924	7,657
December	6,729	8,578
January	7,641	9,250
February	8,836	10,351
March	9,908	11,548
April	10,491	
May	10,546	
June	10,573	

QUALITY

	Quantity	Base Number	Contract	AT	Region	England
% of FP17s for the same patient ID Re-attending within 3 months - Children	26	826	3.1%	11.0%	11.6%	11.9%
% of FP17s for the same patient ID Re-attending within 3 months - Adults	543	4,172	13.0%	14.6%	15.4%	16.0%
% of FP17s for the same patient ID Re-attending between 3 & 9 months - Children	319	826	38.6%	59.6%	59.4%	58.3%
% of FP17s for the same patient ID Re-attending between 3 & 9 months - Adults	1,489	4,172	35.7%	48.5%	51.3%	50.3%
% of FP17s for Band 1 Urgent Courses	487	4,735	10.3%	9.4%	8.0%	9.1%
% of FP17s Relating to Free Repair or Replacements	8	4,735	0.2%	0.8%	0.8%	0.8%
% of FP17s Relating to Continuations	55	4,735	1.2%	1.1%	1.0%	1.0%
% of Patients satisfied with the dentistry they have received	4	4	N/A	92.3%	91.7%	91.5%
% of Patients satisfied with the time they had to wait for an appointment	4	4	N/A	87.4%	88.3%	87.9%

* This is based on patients treated on this contract for their most recent course of treatment. Figures in italics indicate the base number of FP17s or Patient Questionnaire responses are less than 100. N/A is shown where the base number of responses is less than 10 during the period. % is calculated as Quantity/Base number*100

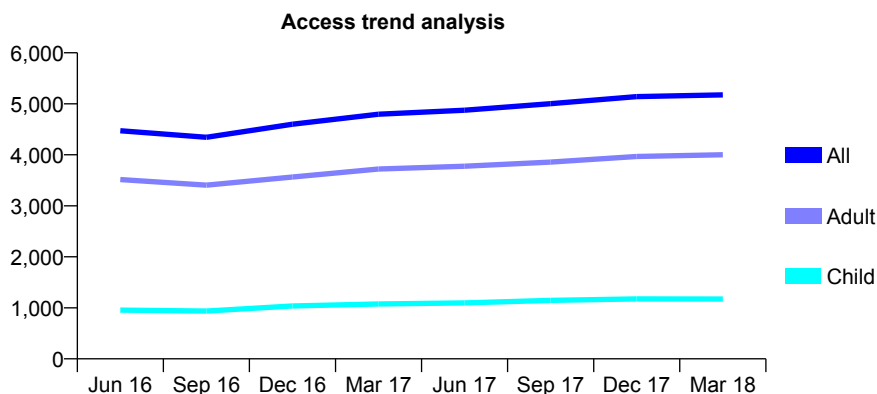
Q56 - Vital Signs At a Glance Contract Report for 101338/0101 - March 2018

Name or company name	Whitecross Dental Care Limited
Contract type name	GDS Contract
Purpose of contract	General
Contract start date	01/10/2009
Contract end date	

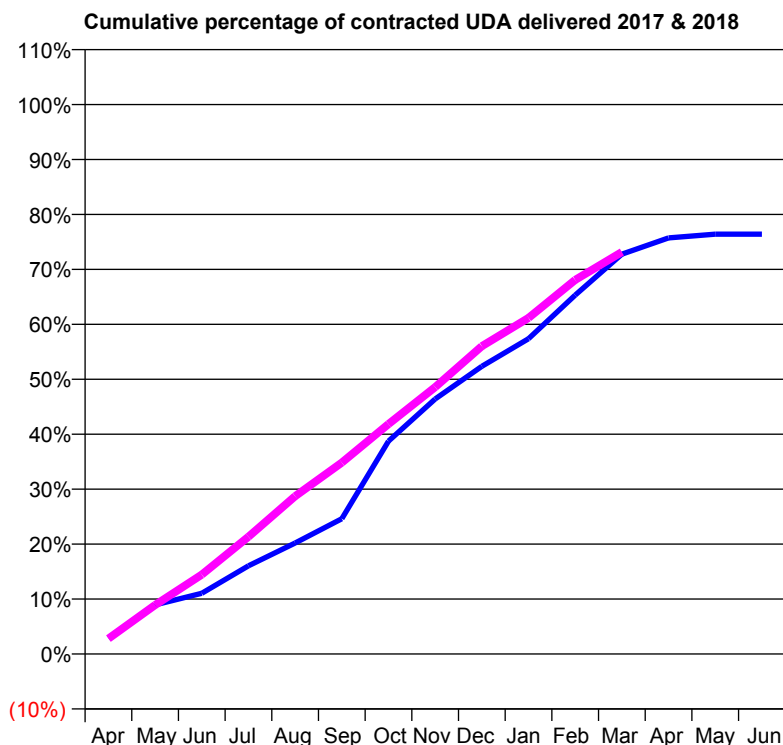
17/18 Contracted general activity (UDA)	14,000
Carry forward general activity (UDA)	0
17/18 Contracted orthodontic activity (UOA)	0
Carry forward orthodontic activity (UOA)	0
Baseline contract value	£348,608.64

ACCESS*

Patients seen in 24 months	Total	Change since previous quarter
Quarter ending March 2017	4,797	
Quarter ending June 2017	4,874	→
Quarter ending September 2017	5,003	↑
Quarter ending December 2017	5,142	↑
Quarter ending March 2018	5,174	→
Variance since March 2017	7.9%	↑



ACTIVITY



Month	Adjusted Scheduled Activity (UDA)	
	2017	2018
April	407	393
May	1,250	1,249
June	1,546	2,023
July	2,248	2,987
August	2,830	4,020
September	3,447	4,877
October	5,423	5,858
November	6,497	6,801
December	7,331	7,844
January	8,033	8,563
February	9,143	9,533
March	10,187	10,242
April	10,601	
May	10,695	
June	10,695	

QUALITY

	Quantity	Base Number	Contract	AT	Region	England
% of FP17s for the same patient ID Re-attending within 3 months - Children	39	1,352	2.9%	11.0%	11.6%	11.9%
% of FP17s for the same patient ID Re-attending within 3 months - Adults	283	4,398	6.4%	14.6%	15.4%	16.0%
% of FP17s for the same patient ID Re-attending between 3 & 9 months - Children	661	1,352	48.9%	59.6%	59.4%	58.3%
% of FP17s for the same patient ID Re-attending between 3 & 9 months - Adults	1,768	4,398	40.2%	48.5%	51.3%	50.3%
% of FP17s for Band 1 Urgent Courses	212	5,477	3.9%	9.4%	8.0%	9.1%
% of FP17s Relating to Free Repair or Replacements	29	5,477	0.5%	0.8%	0.8%	0.8%
% of FP17s Relating to Continuations	56	5,477	1.0%	1.1%	1.0%	1.0%
% of Patients satisfied with the dentistry they have received	2	3	N/A	92.3%	91.7%	91.5%
% of Patients satisfied with the time they had to wait for an appointment	2	3	N/A	87.4%	88.3%	87.9%

* This is based on patients treated on this contract for their most recent course of treatment. Figures in italics indicate the base number of FP17s or Patient Questionnaire responses are less than 100. N/A is shown where the base number of responses is less than 10 during the period. % is calculated as Quantity/Base number*100

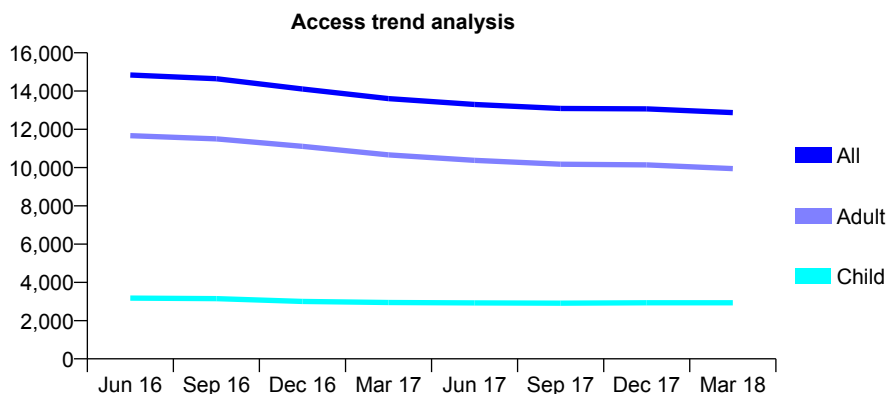
Q56 - Vital Signs At a Glance Contract Report for 101338/0125 - March 2018

Name or company name	Whitecross Dental Care Limited
Contract type name	GDS Contract
Purpose of contract	General
Contract start date	01/10/2010
Contract end date	

17/18 Contracted general activity (UDA)	45,000
Carry forward general activity (UDA)	0
17/18 Contracted orthodontic activity (UOA)	0
Carry forward orthodontic activity (UOA)	0
Baseline contract value	£1,187,006.81

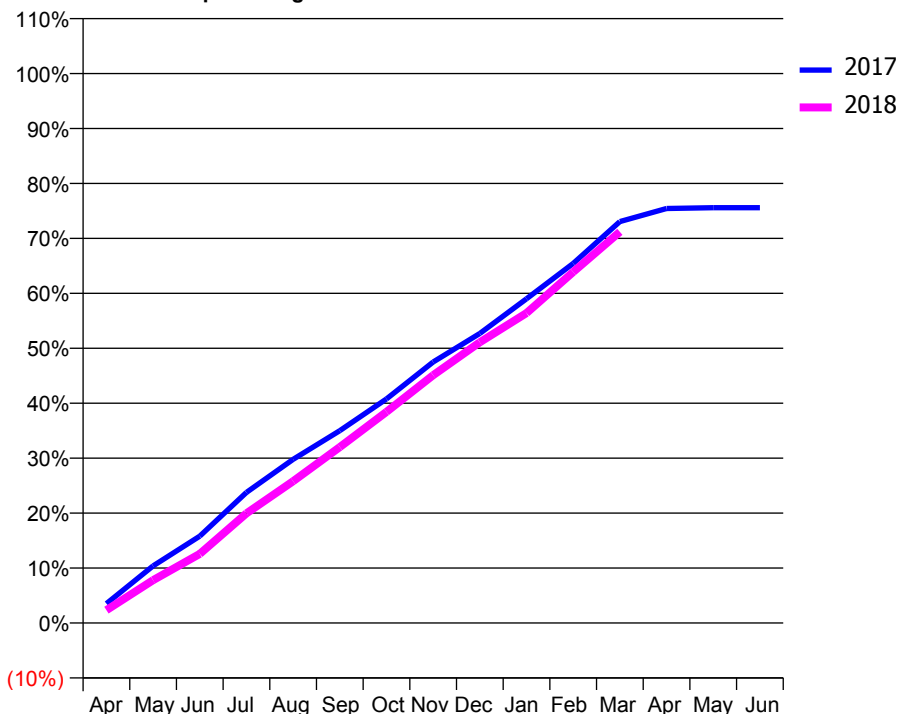
ACCESS*

Patients seen in 24 months	Total	Change since previous quarter
Quarter ending March 2017	13,603	
Quarter ending June 2017	13,301	↓
Quarter ending September 2017	13,088	↓
Quarter ending December 2017	13,071	→
Quarter ending March 2018	12,874	↓
Variance since March 2017	(5.4%)	↓



ACTIVITY

Cumulative percentage of contracted UDA delivered 2017 & 2018



Month	Adjusted Scheduled Activity (UDA)	
	2017	2018
April	1,591	1,056
May	4,680	3,516
June	7,110	5,658
July	10,700	8,979
August	13,405	11,610
September	15,749	14,404
October	18,354	17,293
November	21,378	20,295
December	23,714	22,995
January	26,548	25,380
February	29,445	28,749
March	32,876	32,037
April	33,948	
May	34,005	
June	34,011	

QUALITY

	Quantity	Base Number	Contract	AT	Region	England
% of FP17s for the same patient ID Re-attending within 3 months - Children	167	3,542	4.7%	11.0%	11.6%	11.9%
% of FP17s for the same patient ID Re-attending within 3 months - Adults	788	9,878	8.0%	14.6%	15.4%	16.0%
% of FP17s for the same patient ID Re-attending between 3 & 9 months - Children	1,664	3,542	47.0%	59.6%	59.4%	58.3%
% of FP17s for the same patient ID Re-attending between 3 & 9 months - Adults	3,688	9,878	37.3%	48.5%	51.3%	50.3%
% of FP17s for Band 1 Urgent Courses	687	13,035	5.3%	9.4%	8.0%	9.1%
% of FP17s Relating to Free Repair or Replacements	48	13,035	0.4%	0.8%	0.8%	0.8%
% of FP17s Relating to Continuations	131	13,035	1.0%	1.1%	1.0%	1.0%
% of Patients satisfied with the dentistry they have received	7	8	N/A	92.3%	91.7%	91.5%
% of Patients satisfied with the time they had to wait for an appointment	7	8	N/A	87.4%	88.3%	87.9%

* This is based on patients treated on this contract for their most recent course of treatment. Figures in italics indicate the base number of FP17s or Patient Questionnaire responses are less than 100. N/A is shown where the base number of responses is less than 10 during the period. % is calculated as Quantity/Base number*100

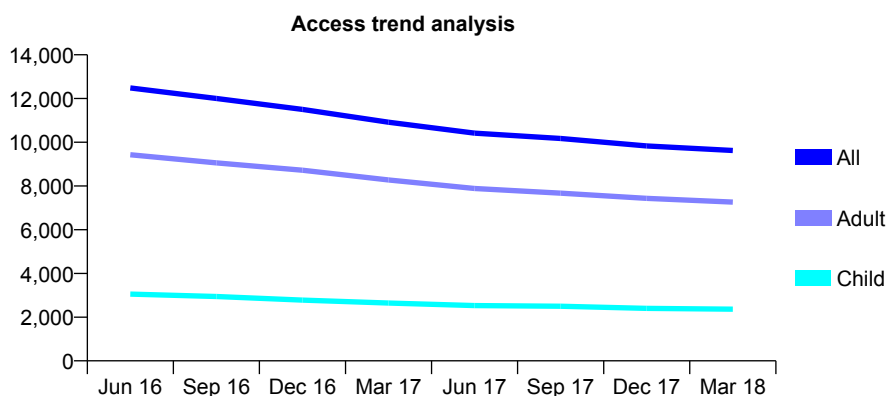
Q56 - Vital Signs At a Glance Contract Report for 101338/0126 - March 2018

Name or company name	Whitecross Dental Care Limited
Contract type name	GDS Contract
Purpose of contract	General
Contract start date	01/10/2010
Contract end date	

17/18 Contracted general activity (UDA)	41,356
Carry forward general activity (UDA)	0
17/18 Contracted orthodontic activity (UOA)	0
Carry forward orthodontic activity (UOA)	0
Baseline contract value	£1,090,679.93

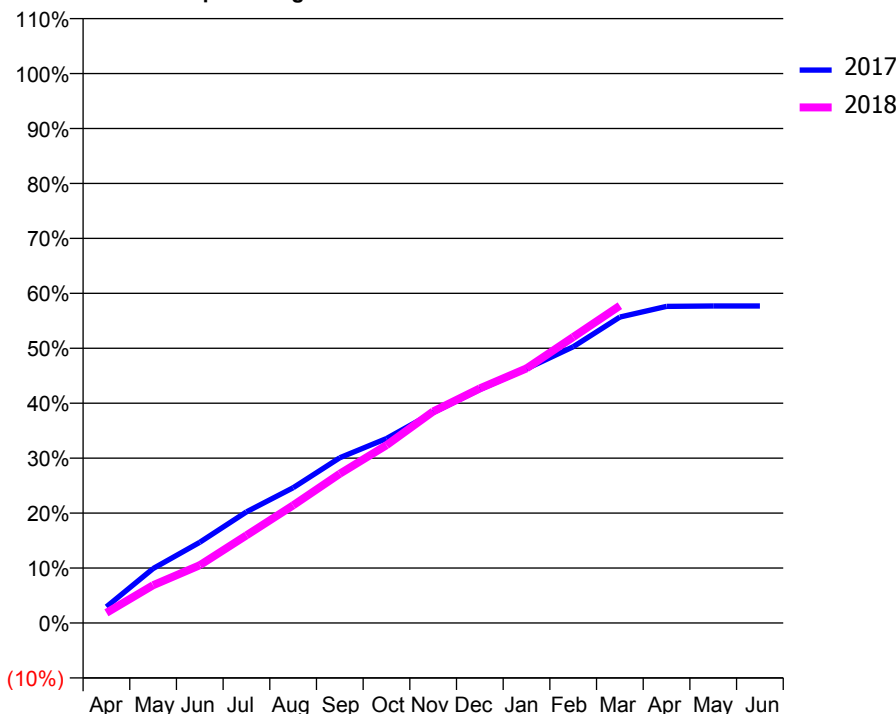
ACCESS*

Patients seen in 24 months	Total	Change since previous quarter
Quarter ending March 2017	10,918	
Quarter ending June 2017	10,414	↓
Quarter ending September 2017	10,170	↓
Quarter ending December 2017	9,832	↓
Quarter ending March 2018	9,626	↓
Variance since March 2017	(11.8%)	↓



ACTIVITY

Cumulative percentage of contracted UDA delivered 2017 & 2018



Month	Adjusted Scheduled Activity (UDA)	
	2017	2018
April	1,224	768
May	4,099	2,843
June	6,077	4,348
July	8,365	6,602
August	10,180	8,857
September	12,436	11,239
October	13,881	13,385
November	15,837	15,918
December	17,579	17,658
January	19,136	19,161
February	20,792	21,519
March	23,028	23,885
April	23,826	
May	23,859	
June	23,860	

QUALITY

	Quantity	Base Number	Contract	AT	Region	England
% of FP17s for the same patient ID Re-attending within 3 months - Children	132	2,869	4.6%	11.0%	11.6%	11.9%
% of FP17s for the same patient ID Re-attending within 3 months - Adults	780	8,465	9.2%	14.6%	15.4%	16.0%
% of FP17s for the same patient ID Re-attending between 3 & 9 months - Children	1,203	2,869	41.9%	59.6%	59.4%	58.3%
% of FP17s for the same patient ID Re-attending between 3 & 9 months - Adults	3,567	8,465	42.1%	48.5%	51.3%	50.3%
% of FP17s for Band 1 Urgent Courses	576	11,014	5.2%	9.4%	8.0%	9.1%
% of FP17s Relating to Free Repair or Replacements	56	11,014	0.5%	0.8%	0.8%	0.8%
% of FP17s Relating to Continuations	113	11,014	1.0%	1.1%	1.0%	1.0%
% of Patients satisfied with the dentistry they have received	10	11	90.9%	92.3%	91.7%	91.5%
% of Patients satisfied with the time they had to wait for an appointment	8	11	72.7%	87.4%	88.3%	87.9%

* This is based on patients treated on this contract for their most recent course of treatment. Figures in italics indicate the base number of FP17s or Patient Questionnaire responses are less than 100. N/A is shown where the base number of responses is less than 10 during the period. % is calculated as Quantity/Base number*100

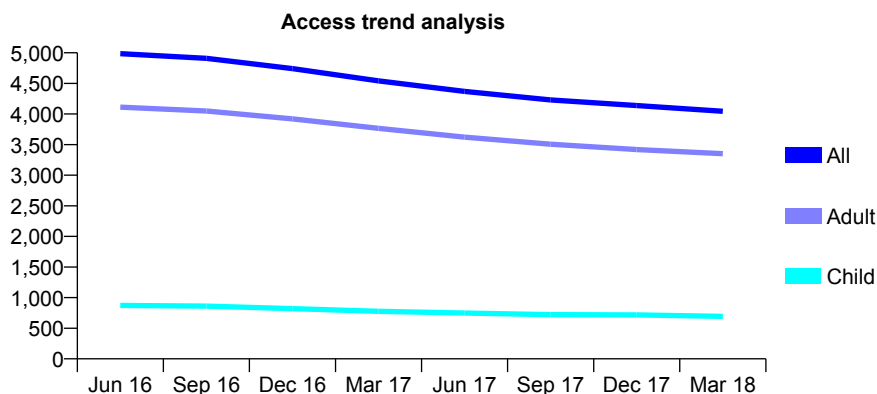
Q56 - Vital Signs At a Glance Contract Report for 101338/0127 - March 2018

Name or company name	Whitecross Dental Care Limited
Contract type name	GDS Contract
Purpose of contract	General
Contract start date	01/10/2010
Contract end date	

17/18 Contracted general activity (UDA)	15,000
Carry forward general activity (UDA)	0
17/18 Contracted orthodontic activity (UOA)	0
Carry forward orthodontic activity (UOA)	0
Baseline contract value	£396,206.50

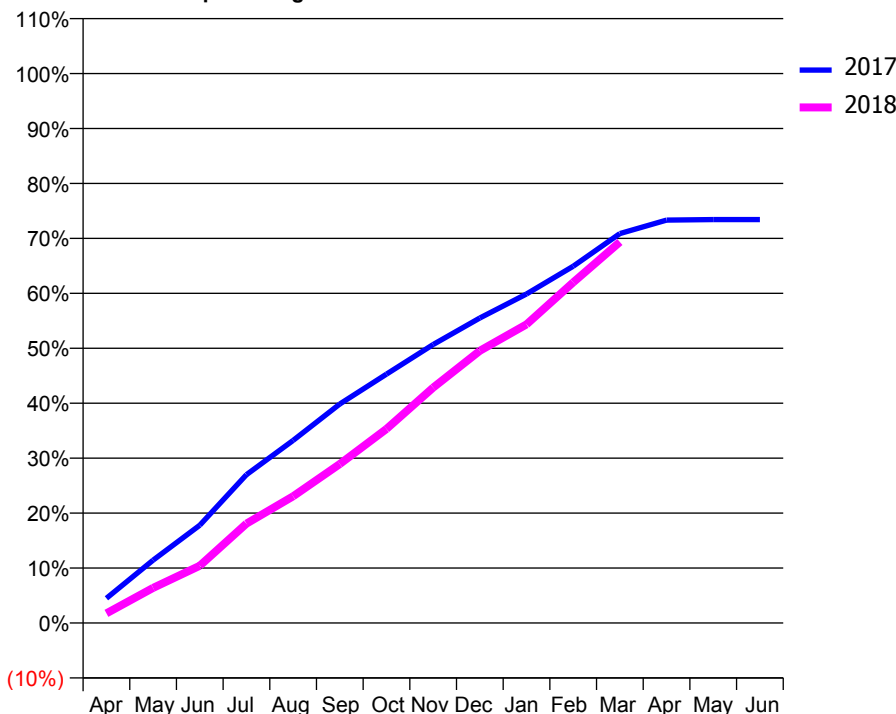
ACCESS*

Patients seen in 24 months	Total	Change since previous quarter
Quarter ending March 2017	4,542	
Quarter ending June 2017	4,369	↓
Quarter ending September 2017	4,230	↓
Quarter ending December 2017	4,138	↓
Quarter ending March 2018	4,044	↓
Variance since March 2017	(11.0%)	↓



ACTIVITY

Cumulative percentage of contracted UDA delivered 2017 & 2018



Month	Adjusted Scheduled Activity (UDA)	
	2017	2018
April	677	262
May	1,718	958
June	2,671	1,564
July	4,050	2,713
August	4,987	3,460
September	5,977	4,342
October	6,794	5,299
November	7,603	6,428
December	8,325	7,429
January	8,980	8,153
February	9,738	9,298
March	10,630	10,403
April	10,999	
May	11,015	
June	11,013	

QUALITY

	Quantity	Base Number	Contract	AT	Region	England
% of FP17s for the same patient ID Re-attending within 3 months - Children	72	950	7.6%	11.0%	11.6%	11.9%
% of FP17s for the same patient ID Re-attending within 3 months - Adults	573	4,396	13.0%	14.6%	15.4%	16.0%
% of FP17s for the same patient ID Re-attending between 3 & 9 months - Children	442	950	46.5%	59.6%	59.4%	58.3%
% of FP17s for the same patient ID Re-attending between 3 & 9 months - Adults	2,081	4,396	47.3%	48.5%	51.3%	50.3%
% of FP17s for Band 1 Urgent Courses	204	5,171	3.9%	9.4%	8.0%	9.1%
% of FP17s Relating to Free Repair or Replacements	55	5,171	1.1%	0.8%	0.8%	0.8%
% of FP17s Relating to Continuations	111	5,171	2.1%	1.1%	1.0%	1.0%
% of Patients satisfied with the dentistry they have received	3	3	N/A	92.3%	91.7%	91.5%
% of Patients satisfied with the time they had to wait for an appointment	1	3	N/A	87.4%	88.3%	87.9%

* This is based on patients treated on this contract for their most recent course of treatment. Figures in italics indicate the base number of FP17s or Patient Questionnaire responses are less than 100. N/A is shown where the base number of responses is less than 10 during the period. % is calculated as Quantity/Base number*100

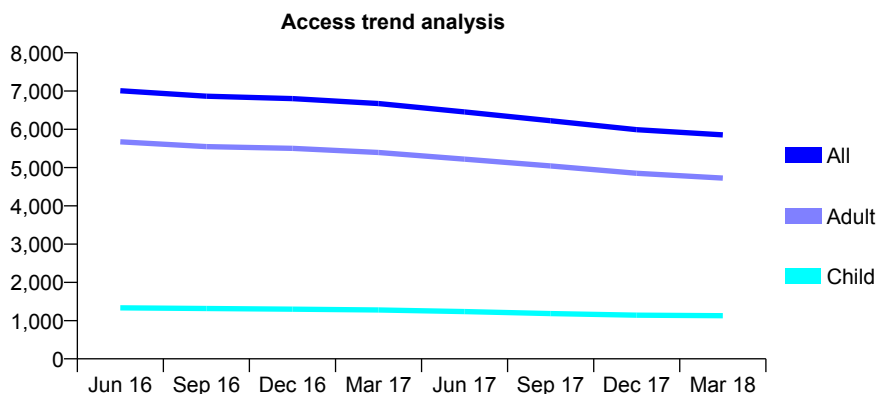
Q56 - Vital Signs At a Glance Contract Report for 101338/0128 - March 2018

Name or company name	Whitecross Dental Care Limited
Contract type name	GDS Contract
Purpose of contract	General
Contract start date	01/10/2010
Contract end date	

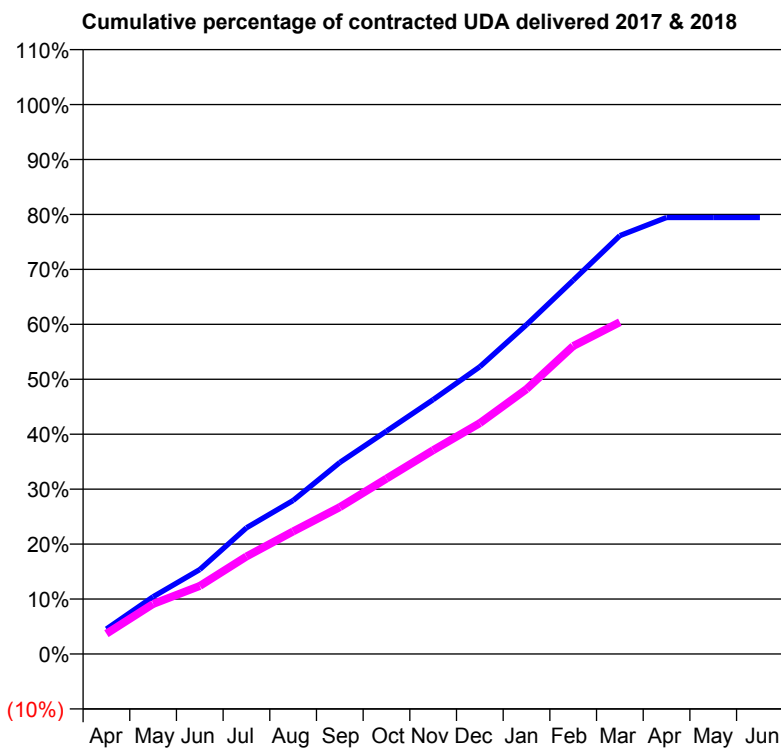
17/18 Contracted general activity (UDA)	21,000
Carry forward general activity (UDA)	0
17/18 Contracted orthodontic activity (UOA)	0
Carry forward orthodontic activity (UOA)	0
Baseline contract value	£558,950.13

ACCESS*

Patients seen in 24 months	Total	Change since previous quarter
Quarter ending March 2017	6,672	
Quarter ending June 2017	6,453	↓
Quarter ending September 2017	6,224	↓
Quarter ending December 2017	5,990	↓
Quarter ending March 2018	5,853	↓
Variance since March 2017	(12.3%)	↓



ACTIVITY



Month	Adjusted Scheduled Activity (UDA)	
	2017	2018
April	954	775
May	2,190	1,915
June	3,227	2,602
July	4,824	3,725
August	5,870	4,687
September	7,320	5,613
October	8,517	6,704
November	9,719	7,792
December	10,979	8,823
January	12,583	10,124
February	14,280	11,768
March	15,991	12,682
April	16,683	
May	16,683	
June	16,683	

QUALITY

	Quantity	Base Number	Contract	AT	Region	England
% of FP17s for the same patient ID Re-attending within 3 months - Children	72	1,357	5.3%	11.0%	11.6%	11.9%
% of FP17s for the same patient ID Re-attending within 3 months - Adults	589	5,176	11.4%	14.6%	15.4%	16.0%
% of FP17s for the same patient ID Re-attending between 3 & 9 months - Children	662	1,357	48.8%	59.6%	59.4%	58.3%
% of FP17s for the same patient ID Re-attending between 3 & 9 months - Adults	1,890	5,176	36.5%	48.5%	51.3%	50.3%
% of FP17s for Band 1 Urgent Courses	443	6,247	7.1%	9.4%	8.0%	9.1%
% of FP17s Relating to Free Repair or Replacements	22	6,247	0.4%	0.8%	0.8%	0.8%
% of FP17s Relating to Continuations	86	6,247	1.4%	1.1%	1.0%	1.0%
% of Patients satisfied with the dentistry they have received	7	7	N/A	92.3%	91.7%	91.5%
% of Patients satisfied with the time they had to wait for an appointment	6	7	N/A	87.4%	88.3%	87.9%

* This is based on patients treated on this contract for their most recent course of treatment. Figures in italics indicate the base number of FP17s or Patient Questionnaire responses are less than 100. N/A is shown where the base number of responses is less than 10 during the period. % is calculated as Quantity/Base number*100

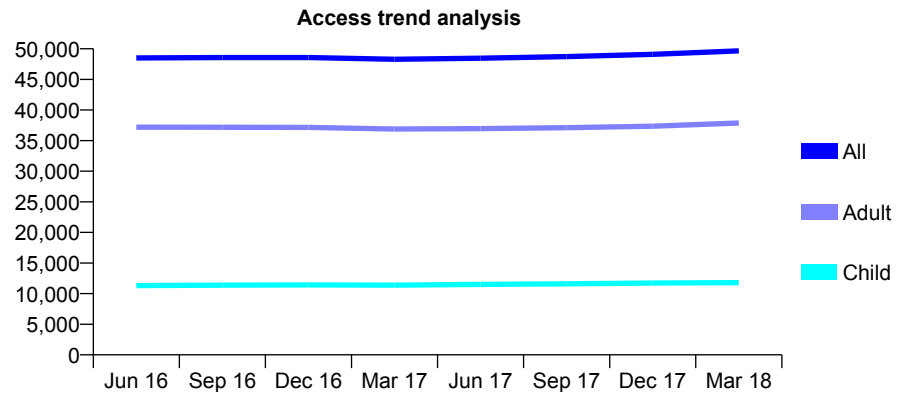
Q56 - Vital Signs At a Glance Contract Report for 101370/0004 - March 2018

Name or company name	Petrie Tucker and Partners Ltd
Contract type name	GDS Contract
Purpose of contract	General
Contract start date	01/04/2006
Contract end date	

17/18 Contracted general activity (UDA)	144,576
Carry forward general activity (UDA)	0
17/18 Contracted orthodontic activity (UOA)	0
Carry forward orthodontic activity (UOA)	0
Baseline contract value	£3,742,506.98

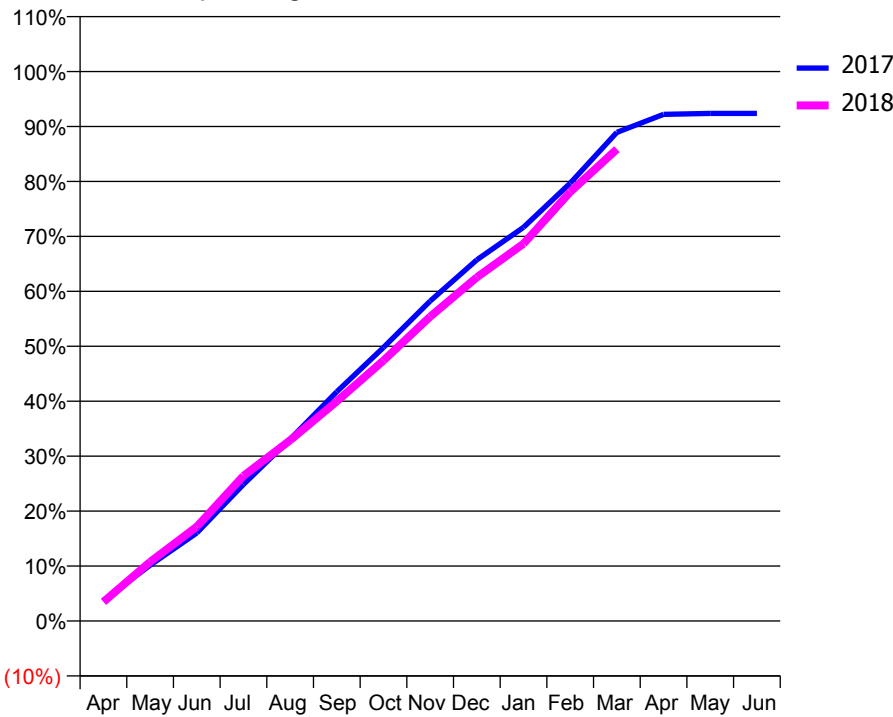
ACCESS*

Patients seen in 24 months	Total	Change since previous quarter
Quarter ending March 2017	48,290	
Quarter ending June 2017	48,472	→
Quarter ending September 2017	48,724	→
Quarter ending December 2017	49,086	→
Quarter ending March 2018	49,663	→
Variance since March 2017	2.8%	↑



ACTIVITY

Cumulative percentage of contracted UDA delivered 2017 & 2018



Month	Adjusted Scheduled Activity (UDA)	
	2017	2018
April	5,425	5,041
May	14,666	15,543
June	23,170	24,823
July	35,949	38,197
August	47,852	47,557
September	60,326	57,797
October	71,976	68,528
November	84,197	80,094
December	95,034	90,417
January	103,578	99,272
February	115,201	112,888
March	128,580	124,158
April	133,292	
May	133,532	
June	133,545	

QUALITY

	Quantity	Base Number	Contract	AT	Region	England
% of FP17s for the same patient ID Re-attending within 3 months - Children	941	16,936	5.6%	11.0%	11.6%	11.9%
% of FP17s for the same patient ID Re-attending within 3 months - Adults	4,692	48,092	9.8%	14.6%	15.4%	16.0%
% of FP17s for the same patient ID Re-attending between 3 & 9 months - Children	10,435	16,936	61.6%	59.6%	59.4%	58.3%
% of FP17s for the same patient ID Re-attending between 3 & 9 months - Adults	24,134	48,092	50.2%	48.5%	51.3%	50.3%
% of FP17s for Band 1 Urgent Courses	2,368	62,817	3.8%	9.4%	8.0%	9.1%
% of FP17s Relating to Free Repair or Replacements	320	62,817	0.5%	0.8%	0.8%	0.8%
% of FP17s Relating to Continuations	1,003	62,817	1.6%	1.1%	1.0%	1.0%
% of Patients satisfied with the dentistry they have received	49	55	89.1%	92.3%	91.7%	91.5%
% of Patients satisfied with the time they had to wait for an appointment	49	55	89.1%	87.4%	88.3%	87.9%

* This is based on patients treated on this contract for their most recent course of treatment. Figures in italics indicate the base number of FP17s or Patient Questionnaire responses are less than 100. N/A is shown where the base number of responses is less than 10 during the period. % is calculated as Quantity/Base number*100

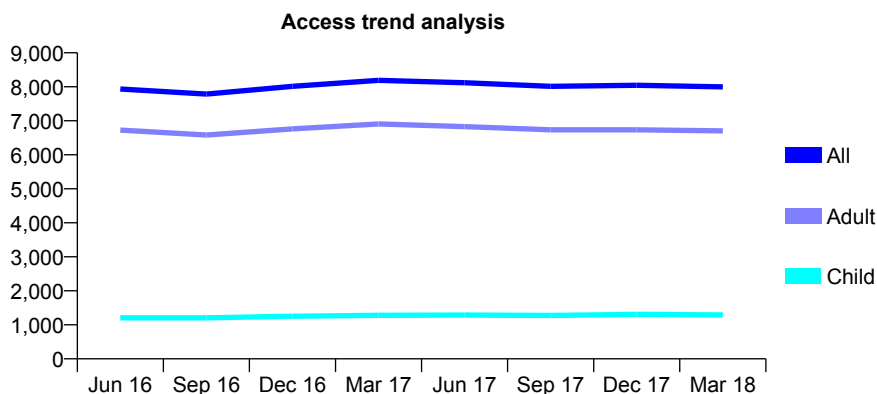
Q56 - Vital Signs At a Glance Contract Report for 101435/0009 - March 2018

Name or company name	IDH Limited
Contract type name	GDS Contract
Purpose of contract	General
Contract start date	01/04/2006
Contract end date	

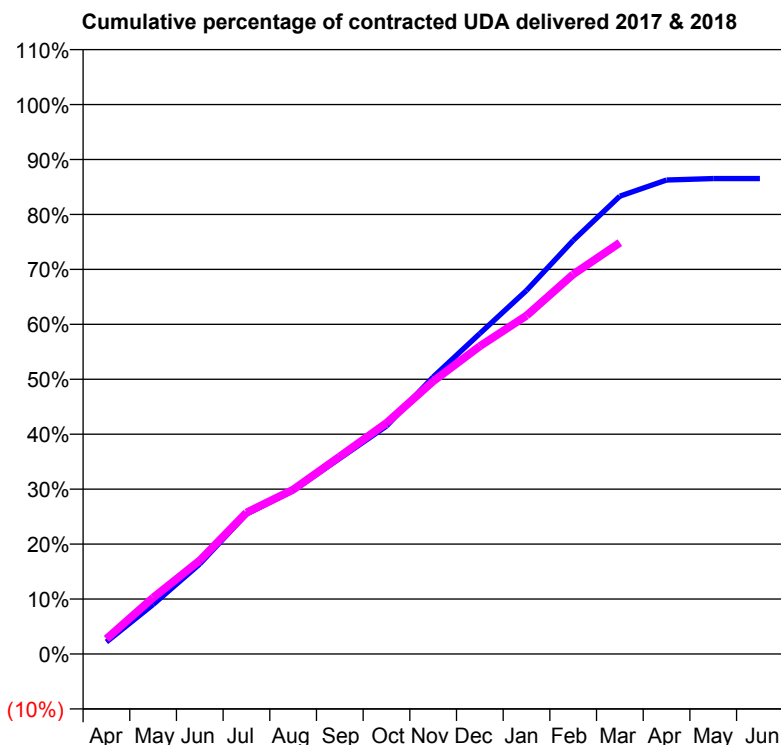
17/18 Contracted general activity (UDA)	25,917
Carry forward general activity (UDA)	0
17/18 Contracted orthodontic activity (UOA)	0
Carry forward orthodontic activity (UOA)	0
Baseline contract value	£567,331.05

ACCESS*

Patients seen in 24 months	Total	Change since previous quarter
Quarter ending March 2017	8,189	
Quarter ending June 2017	8,118	→
Quarter ending September 2017	8,014	↓
Quarter ending December 2017	8,045	→
Quarter ending March 2018	7,997	→
Variance since March 2017	(2.3%)	↓



ACTIVITY



Month	Adjusted Scheduled Activity (UDA)	
	2017	2018
April	571	716
May	2,336	2,654
June	4,246	4,411
July	6,598	6,673
August	7,705	7,752
September	9,230	9,320
October	10,750	10,896
November	13,067	12,865
December	15,114	14,521
January	17,148	15,957
February	19,506	17,907
March	21,596	19,400
April	22,354	
May	22,425	
June	22,425	

QUALITY

	Quantity	Base Number	Contract	AT	Region	England
% of FP17s for the same patient ID Re-attending within 3 months - Children	125	1,654	7.6%	11.0%	11.6%	11.9%
% of FP17s for the same patient ID Re-attending within 3 months - Adults	1,239	8,185	15.1%	14.6%	15.4%	16.0%
% of FP17s for the same patient ID Re-attending between 3 & 9 months - Children	880	1,654	53.2%	59.6%	59.4%	58.3%
% of FP17s for the same patient ID Re-attending between 3 & 9 months - Adults	3,339	8,185	40.8%	48.5%	51.3%	50.3%
% of FP17s for Band 1 Urgent Courses	782	9,464	8.3%	9.4%	8.0%	9.1%
% of FP17s Relating to Free Repair or Replacements	46	9,464	0.5%	0.8%	0.8%	0.8%
% of FP17s Relating to Continuations	298	9,464	3.1%	1.1%	1.0%	1.0%
% of Patients satisfied with the dentistry they have received	7	8	N/A	92.3%	91.7%	91.5%
% of Patients satisfied with the time they had to wait for an appointment	6	8	N/A	87.4%	88.3%	87.9%

* This is based on patients treated on this contract for their most recent course of treatment. Figures in italics indicate the base number of FP17s or Patient Questionnaire responses are less than 100. N/A is shown where the base number of responses is less than 10 during the period. % is calculated as Quantity/Base number*100

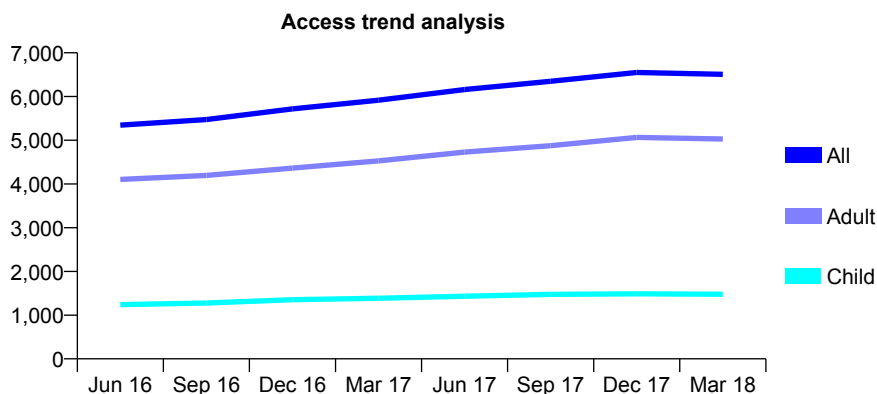
Q56 - Vital Signs At a Glance Contract Report for 101435/0010 - March 2018

Name or company name	IDH Limited
Contract type name	GDS Contract
Purpose of contract	General
Contract start date	01/04/2006
Contract end date	

17/18 Contracted general activity (UDA)	21,213
Carry forward general activity (UDA)	0
17/18 Contracted orthodontic activity (UOA)	0
Carry forward orthodontic activity (UOA)	0
Baseline contract value	£616,013.29

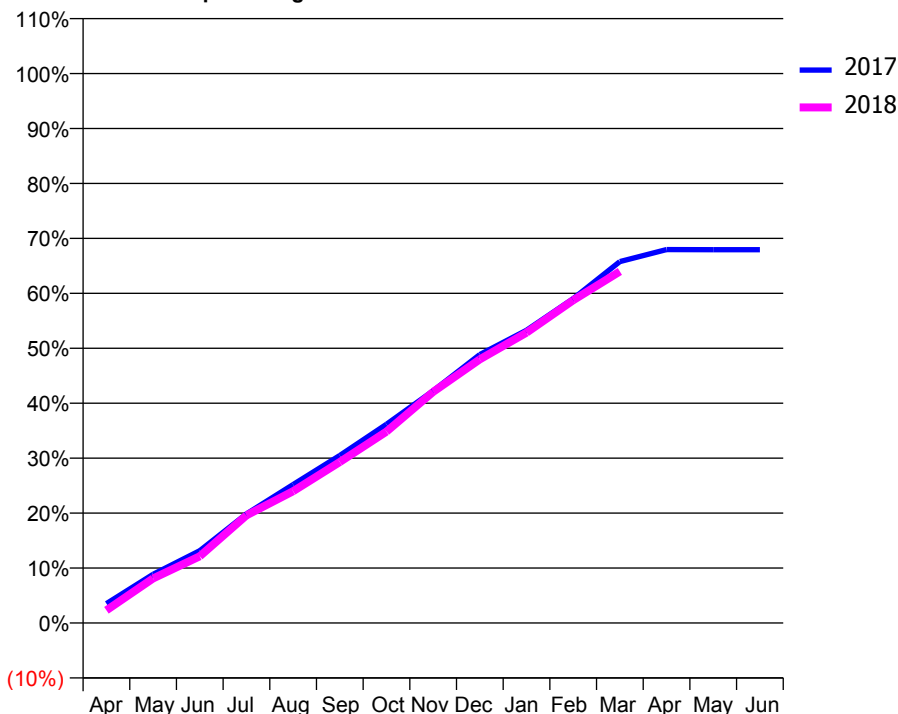
ACCESS*

Patients seen in 24 months	Total	Change since previous quarter
Quarter ending March 2017	5,916	
Quarter ending June 2017	6,161	↑
Quarter ending September 2017	6,349	↑
Quarter ending December 2017	6,551	↑
Quarter ending March 2018	6,507	→
Variance since March 2017	10.0%	↑



ACTIVITY

Cumulative percentage of contracted UDA delivered 2017 & 2018



Month	Adjusted Scheduled Activity (UDA)	
	2017	2018
April	748	490
May	1,883	1,721
June	2,794	2,578
July	4,212	4,158
August	5,346	5,087
September	6,470	6,216
October	7,674	7,387
November	8,966	8,922
December	10,364	10,180
January	11,302	11,212
February	12,520	12,459
March	13,954	13,571
April	14,415	
May	14,412	
June	14,412	

QUALITY

	Quantity	Base Number	Contract	AT	Region	England
% of FP17s for the same patient ID Re-attending within 3 months - Children	106	1,736	6.1%	11.0%	11.6%	11.9%
% of FP17s for the same patient ID Re-attending within 3 months - Adults	575	5,404	10.6%	14.6%	15.4%	16.0%
% of FP17s for the same patient ID Re-attending between 3 & 9 months - Children	751	1,736	43.3%	59.6%	59.4%	58.3%
% of FP17s for the same patient ID Re-attending between 3 & 9 months - Adults	2,068	5,404	38.3%	48.5%	51.3%	50.3%
% of FP17s for Band 1 Urgent Courses	447	6,901	6.5%	9.4%	8.0%	9.1%
% of FP17s Relating to Free Repair or Replacements	50	6,901	0.7%	0.8%	0.8%	0.8%
% of FP17s Relating to Continuations	106	6,901	1.5%	1.1%	1.0%	1.0%
% of Patients satisfied with the dentistry they have received	3	4	N/A	92.3%	91.7%	91.5%
% of Patients satisfied with the time they had to wait for an appointment	4	4	N/A	87.4%	88.3%	87.9%

* This is based on patients treated on this contract for their most recent course of treatment. Figures in italics indicate the base number of FP17s or Patient Questionnaire responses are less than 100. N/A is shown where the base number of responses is less than 10 during the period. % is calculated as Quantity/Base number*100

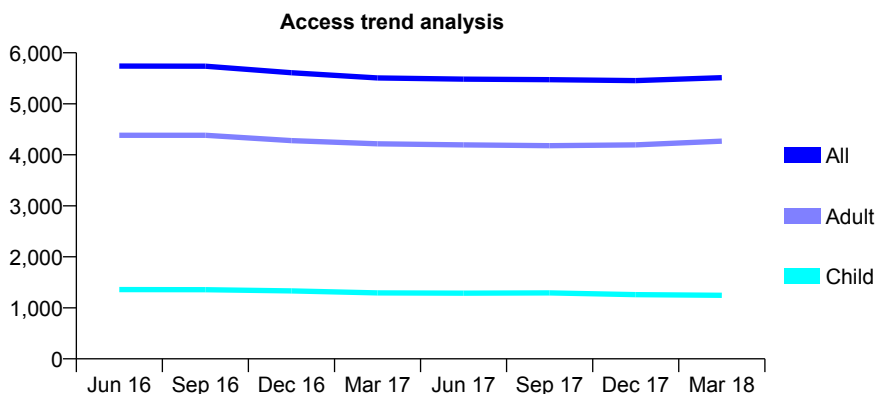
Q56 - Vital Signs At a Glance Contract Report for 101435/0011 - March 2018

Name or company name	IDH Limited
Contract type name	GDS Contract
Purpose of contract	General
Contract start date	01/04/2006
Contract end date	

17/18 Contracted general activity (UDA)	15,130
Carry forward general activity (UDA)	0
17/18 Contracted orthodontic activity (UOA)	0
Carry forward orthodontic activity (UOA)	0
Baseline contract value	£342,826.75

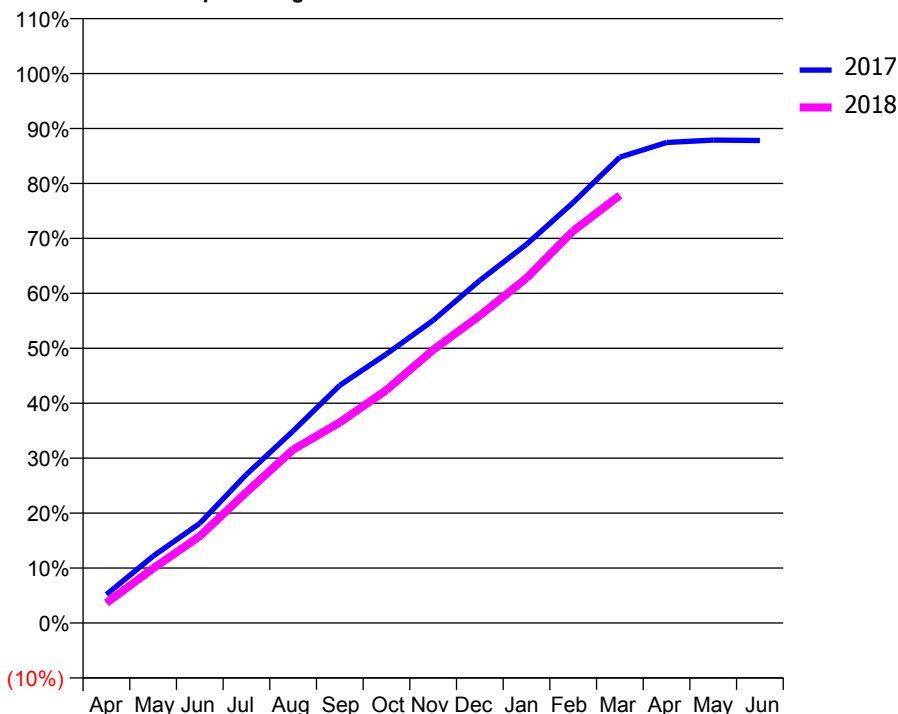
ACCESS*

Patients seen in 24 months	Total	Change since previous quarter
Quarter ending March 2017	5,508	
Quarter ending June 2017	5,483	→
Quarter ending September 2017	5,474	→
Quarter ending December 2017	5,455	→
Quarter ending March 2018	5,512	→
Variance since March 2017	0.1%	→



ACTIVITY

Cumulative percentage of contracted UDA delivered 2017 & 2018



Month	Adjusted Scheduled Activity (UDA)	
	2017	2018
April	783	553
May	1,842	1,503
June	2,746	2,393
July	4,092	3,603
August	5,288	4,776
September	6,543	5,522
October	7,408	6,417
November	8,331	7,520
December	9,432	8,465
January	10,425	9,496
February	11,578	10,798
March	12,827	11,775
April	13,231	
May	13,297	
June	13,286	

QUALITY

	Quantity	Base Number	Contract	AT	Region	England
% of FP17s for the same patient ID Re-attending within 3 months - Children	39	1,717	2.3%	11.0%	11.6%	11.9%
% of FP17s for the same patient ID Re-attending within 3 months - Adults	258	4,806	5.4%	14.6%	15.4%	16.0%
% of FP17s for the same patient ID Re-attending between 3 & 9 months - Children	1,077	1,717	62.7%	59.6%	59.4%	58.3%
% of FP17s for the same patient ID Re-attending between 3 & 9 months - Adults	1,389	4,806	28.9%	48.5%	51.3%	50.3%
% of FP17s for Band 1 Urgent Courses	240	6,299	3.8%	9.4%	8.0%	9.1%
% of FP17s Relating to Free Repair or Replacements	31	6,299	0.5%	0.8%	0.8%	0.8%
% of FP17s Relating to Continuations	41	6,299	0.7%	1.1%	1.0%	1.0%
% of Patients satisfied with the dentistry they have received	5	5	N/A	92.3%	91.7%	91.5%
% of Patients satisfied with the time they had to wait for an appointment	5	5	N/A	87.4%	88.3%	87.9%

* This is based on patients treated on this contract for their most recent course of treatment. Figures in italics indicate the base number of FP17s or Patient Questionnaire responses are less than 100. N/A is shown where the base number of responses is less than 10 during the period. % is calculated as Quantity/Base number*100

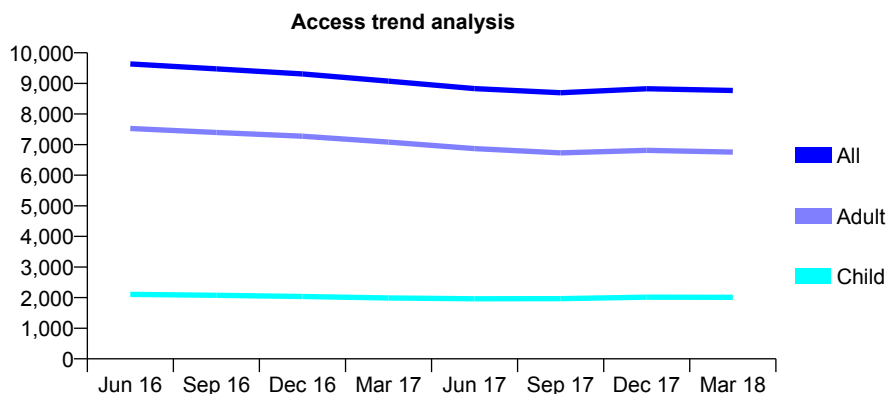
Q56 - Vital Signs At a Glance Contract Report for 101435/0017 - March 2018

Name or company name	IDH Limited
Contract type name	GDS Contract
Purpose of contract	General
Contract start date	01/04/2006
Contract end date	

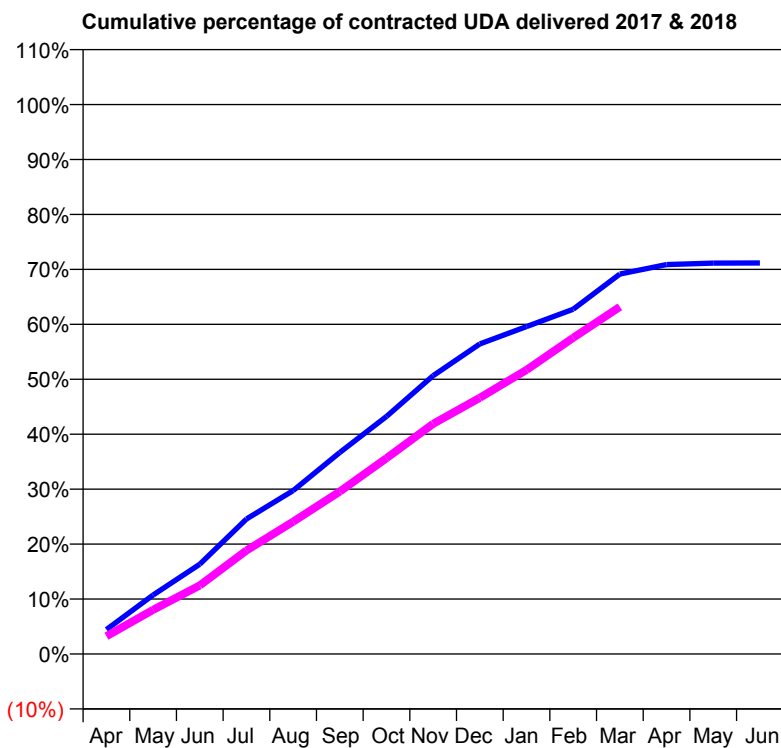
17/18 Contracted general activity (UDA)	34,178
Carry forward general activity (UDA)	0
17/18 Contracted orthodontic activity (UOA)	0
Carry forward orthodontic activity (UOA)	0
Baseline contract value	£757,177.68

ACCESS*

Patients seen in 24 months	Total	Change since previous quarter
Quarter ending March 2017	9,072	
Quarter ending June 2017	8,829	↓
Quarter ending September 2017	8,696	↓
Quarter ending December 2017	8,827	→
Quarter ending March 2018	8,768	→
Variance since March 2017	(3.4%)	↓



ACTIVITY



Month	Adjusted Scheduled Activity (UDA)	
	2017	2018
April	1,520	1,109
May	3,670	2,751
June	5,582	4,264
July	8,398	6,436
August	10,166	8,229
September	12,535	10,108
October	14,773	12,180
November	17,317	14,320
December	19,289	15,940
January	20,366	17,667
February	21,442	19,671
March	23,637	21,597
April	24,222	
May	24,311	
June	24,318	

QUALITY

	Quantity	Base Number	Contract	AT	Region	England
% of FP17s for the same patient ID Re-attending within 3 months - Children	134	2,560	5.2%	11.0%	11.6%	11.9%
% of FP17s for the same patient ID Re-attending within 3 months - Adults	829	8,430	9.8%	14.6%	15.4%	16.0%
% of FP17s for the same patient ID Re-attending between 3 & 9 months - Children	1,190	2,560	46.5%	59.6%	59.4%	58.3%
% of FP17s for the same patient ID Re-attending between 3 & 9 months - Adults	3,982	8,430	47.2%	48.5%	51.3%	50.3%
% of FP17s for Band 1 Urgent Courses	343	10,687	3.2%	9.4%	8.0%	9.1%
% of FP17s Relating to Free Repair or Replacements	56	10,687	0.5%	0.8%	0.8%	0.8%
% of FP17s Relating to Continuations	191	10,687	1.8%	1.1%	1.0%	1.0%
% of Patients satisfied with the dentistry they have received	8	8	N/A	92.3%	91.7%	91.5%
% of Patients satisfied with the time they had to wait for an appointment	7	8	N/A	87.4%	88.3%	87.9%

* This is based on patients treated on this contract for their most recent course of treatment. Figures in italics indicate the base number of FP17s or Patient Questionnaire responses are less than 100. N/A is shown where the base number of responses is less than 10 during the period. % is calculated as Quantity/Base number*100

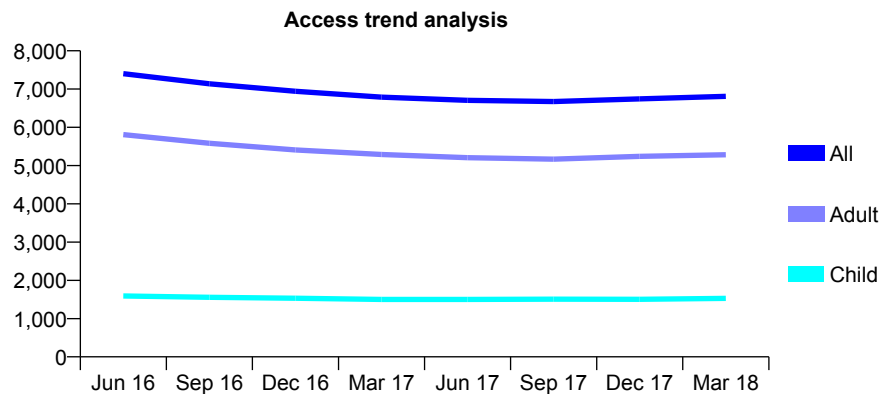
Q56 - Vital Signs At a Glance Contract Report for 101435/0067 - March 2018

Name or company name	IDH Limited
Contract type name	GDS Contract
Purpose of contract	General
Contract start date	19/07/2007
Contract end date	

17/18 Contracted general activity (UDA)	23,462
Carry forward general activity (UDA)	0
17/18 Contracted orthodontic activity (UOA)	0
Carry forward orthodontic activity (UOA)	0
Baseline contract value	£702,088.10

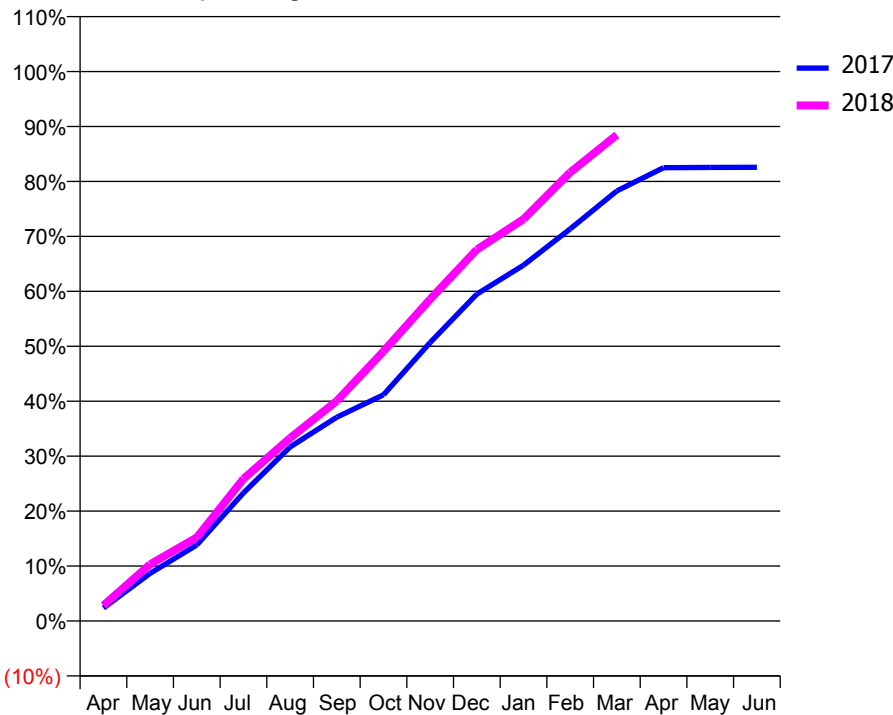
ACCESS*

Patients seen in 24 months	Total	Change since previous quarter
Quarter ending March 2017	6,788	
Quarter ending June 2017	6,705	↓
Quarter ending September 2017	6,675	→
Quarter ending December 2017	6,745	→
Quarter ending March 2018	6,809	→
Variance since March 2017	0.3%	→



ACTIVITY

Cumulative percentage of contracted UDA delivered 2017 & 2018



Month	Adjusted Scheduled Activity (UDA)	
	2017	2018
April	556	661
May	2,033	2,421
June	3,250	3,567
July	5,467	6,070
August	7,434	7,812
September	8,703	9,399
October	9,660	11,513
November	11,891	13,742
December	13,958	15,861
January	15,192	17,157
February	16,745	19,154
March	18,366	20,756
April	19,353	
May	19,367	
June	19,370	

QUALITY

	Quantity	Base Number	Contract	AT	Region	England
% of FP17s for the same patient ID Re-attending within 3 months - Children	156	2,078	7.5%	11.0%	11.6%	11.9%
% of FP17s for the same patient ID Re-attending within 3 months - Adults	1,022	6,514	15.7%	14.6%	15.4%	16.0%
% of FP17s for the same patient ID Re-attending between 3 & 9 months - Children	1,065	2,078	51.3%	59.6%	59.4%	58.3%
% of FP17s for the same patient ID Re-attending between 3 & 9 months - Adults	2,233	6,514	34.3%	48.5%	51.3%	50.3%
% of FP17s for Band 1 Urgent Courses	878	8,235	10.7%	9.4%	8.0%	9.1%
% of FP17s Relating to Free Repair or Replacements	31	8,235	0.4%	0.8%	0.8%	0.8%
% of FP17s Relating to Continuations	218	8,235	2.6%	1.1%	1.0%	1.0%
% of Patients satisfied with the dentistry they have received	8	9	N/A	92.3%	91.7%	91.5%
% of Patients satisfied with the time they had to wait for an appointment	8	9	N/A	87.4%	88.3%	87.9%

* This is based on patients treated on this contract for their most recent course of treatment. Figures in italics indicate the base number of FP17s or Patient Questionnaire responses are less than 100. N/A is shown where the base number of responses is less than 10 during the period. % is calculated as Quantity/Base number*100

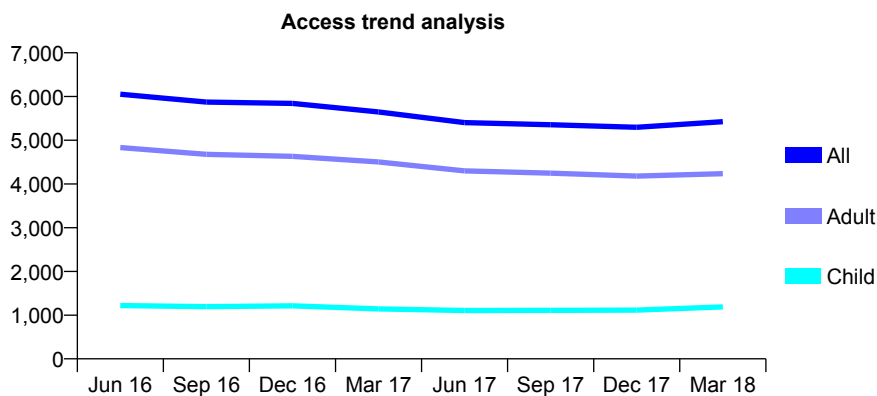
Q56 - Vital Signs At a Glance Contract Report for 101435/0099 - March 2018

Name or company name	IDH Limited
Contract type name	GDS Contract
Purpose of contract	General
Contract start date	01/06/2008
Contract end date	

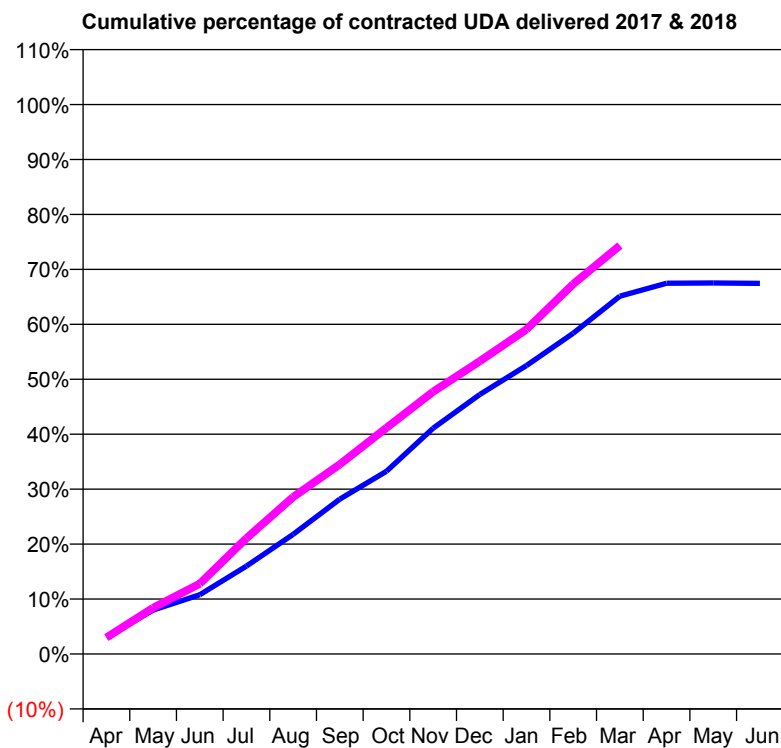
17/18 Contracted general activity (UDA)	18,600
Carry forward general activity (UDA)	0
17/18 Contracted orthodontic activity (UOA)	0
Carry forward orthodontic activity (UOA)	0
Baseline contract value	£496,329.35

ACCESS*

Patients seen in 24 months	Total	Change since previous quarter
Quarter ending March 2017	5,646	
Quarter ending June 2017	5,403	↓
Quarter ending September 2017	5,355	→
Quarter ending December 2017	5,295	↓
Quarter ending March 2018	5,424	↑
Variance since March 2017	(3.9%)	↓



ACTIVITY



Month	Adjusted Scheduled Activity (UDA)	
	2017	2018
April	566	556
May	1,488	1,563
June	2,007	2,381
July	2,976	3,919
August	4,051	5,315
September	5,243	6,421
October	6,186	7,656
November	7,642	8,881
December	8,784	9,915
January	9,765	10,988
February	10,858	12,525
March	12,112	13,826
April	12,548	
May	12,558	
June	12,546	

QUALITY

	Quantity	Base Number	Contract	AT	Region	England
% of FP17s for the same patient ID Re-attending within 3 months - Children	61	1,597	3.8%	11.0%	11.6%	11.9%
% of FP17s for the same patient ID Re-attending within 3 months - Adults	392	4,844	8.1%	14.6%	15.4%	16.0%
% of FP17s for the same patient ID Re-attending between 3 & 9 months - Children	776	1,597	48.6%	59.6%	59.4%	58.3%
% of FP17s for the same patient ID Re-attending between 3 & 9 months - Adults	1,691	4,844	34.9%	48.5%	51.3%	50.3%
% of FP17s for Band 1 Urgent Courses	348	6,283	5.5%	9.4%	8.0%	9.1%
% of FP17s Relating to Free Repair or Replacements	26	6,283	0.4%	0.8%	0.8%	0.8%
% of FP17s Relating to Continuations	77	6,283	1.2%	1.1%	1.0%	1.0%
% of Patients satisfied with the dentistry they have received	4	4	N/A	92.3%	91.7%	91.5%
% of Patients satisfied with the time they had to wait for an appointment	3	4	N/A	87.4%	88.3%	87.9%

* This is based on patients treated on this contract for their most recent course of treatment. Figures in italics indicate the base number of FP17s or Patient Questionnaire responses are less than 100. N/A is shown where the base number of responses is less than 10 during the period. % is calculated as Quantity/Base number*100

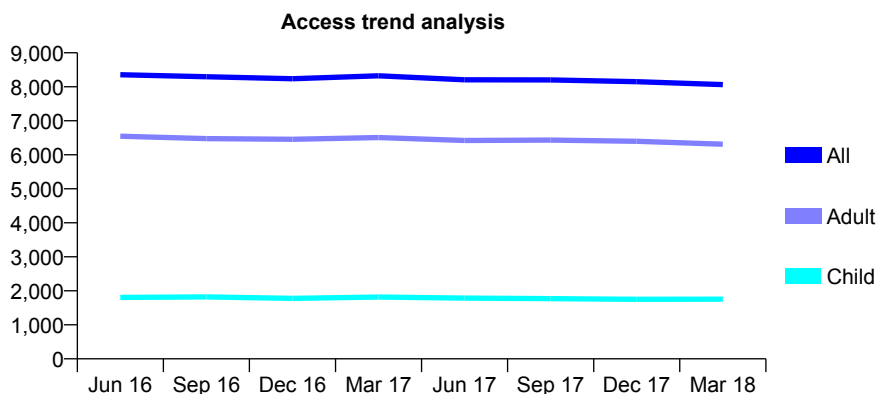
Q56 - Vital Signs At a Glance Contract Report for 101435/0100 - March 2018

Name or company name	IDH Limited
Contract type name	GDS Contract
Purpose of contract	General
Contract start date	01/06/2008
Contract end date	

17/18 Contracted general activity (UDA)	22,891
Carry forward general activity (UDA)	0
17/18 Contracted orthodontic activity (UOA)	0
Carry forward orthodontic activity (UOA)	0
Baseline contract value	£556,249.80

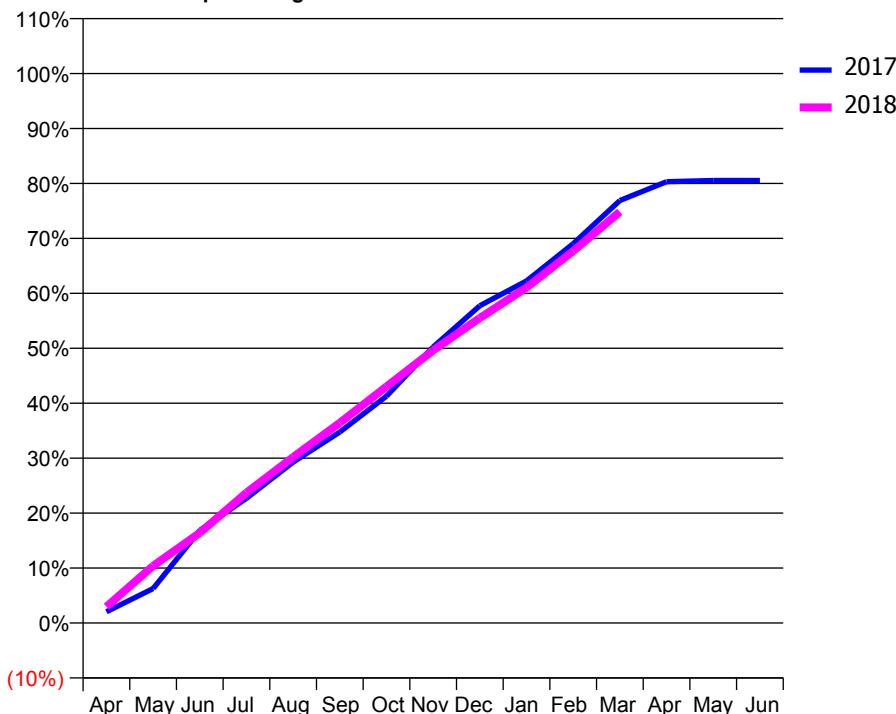
ACCESS*

Patients seen in 24 months	Total	Change since previous quarter
Quarter ending March 2017	8,324	
Quarter ending June 2017	8,207	↓
Quarter ending September 2017	8,201	→
Quarter ending December 2017	8,150	→
Quarter ending March 2018	8,066	↓
Variance since March 2017	(3.1%)	↓



ACTIVITY

Cumulative percentage of contracted UDA delivered 2017 & 2018



Month	Adjusted Scheduled Activity (UDA)	
	2017	2018
April	469	680
May	1,434	2,378
June	3,856	3,761
July	5,195	5,430
August	6,704	6,912
September	7,955	8,338
October	9,453	9,851
November	11,504	11,354
December	13,220	12,707
January	14,252	13,976
February	15,802	15,495
March	17,603	17,129
April	18,383	
May	18,432	
June	18,433	

QUALITY

	Quantity	Base Number	Contract	AT	Region	England
% of FP17s for the same patient ID Re-attending within 3 months - Children	110	2,256	4.9%	11.0%	11.6%	11.9%
% of FP17s for the same patient ID Re-attending within 3 months - Adults	993	7,077	14.0%	14.6%	15.4%	16.0%
% of FP17s for the same patient ID Re-attending between 3 & 9 months - Children	1,289	2,256	57.1%	59.6%	59.4%	58.3%
% of FP17s for the same patient ID Re-attending between 3 & 9 months - Adults	2,109	7,077	29.8%	48.5%	51.3%	50.3%
% of FP17s for Band 1 Urgent Courses	361	8,990	4.0%	9.4%	8.0%	9.1%
% of FP17s Relating to Free Repair or Replacements	99	8,990	1.1%	0.8%	0.8%	0.8%
% of FP17s Relating to Continuations	289	8,990	3.2%	1.1%	1.0%	1.0%
% of Patients satisfied with the dentistry they have received	6	7	N/A	92.3%	91.7%	91.5%
% of Patients satisfied with the time they had to wait for an appointment	5	7	N/A	87.4%	88.3%	87.9%

* This is based on patients treated on this contract for their most recent course of treatment. Figures in italics indicate the base number of FP17s or Patient Questionnaire responses are less than 100. N/A is shown where the base number of responses is less than 10 during the period. % is calculated as Quantity/Base number*100

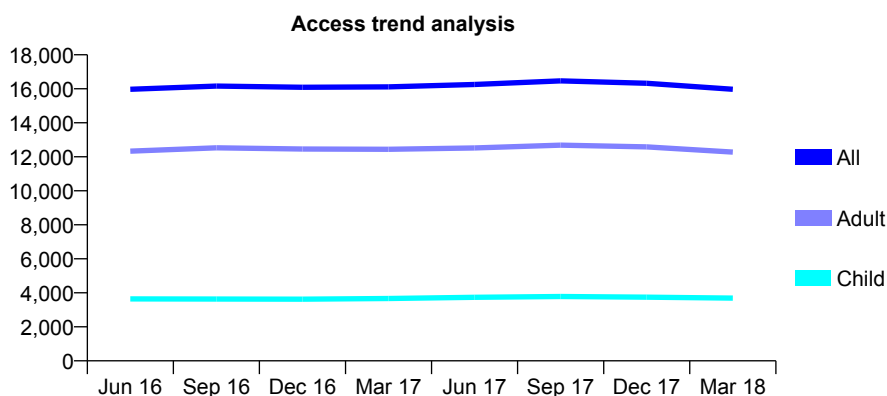
Q56 - Vital Signs At a Glance Contract Report for 101435/0114 - March 2018

Name or company name	IDH Limited
Contract type name	GDS Contract
Purpose of contract	General and Orthodontic
Contract start date	01/09/2008
Contract end date	

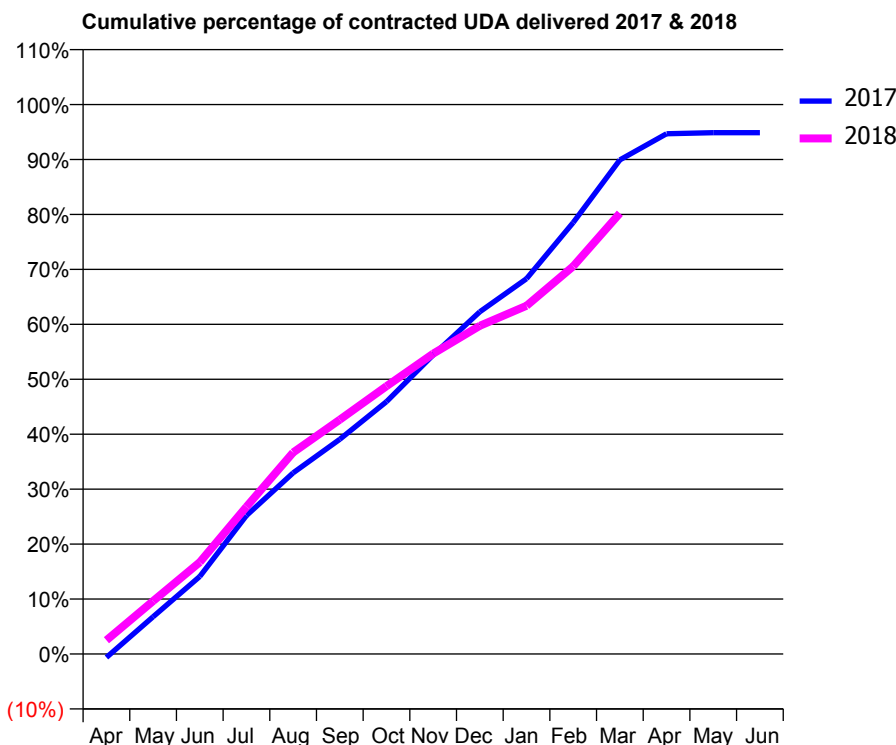
17/18 Contracted general activity (UDA)	41,000
Carry forward general activity (UDA)	0
17/18 Contracted orthodontic activity (UOA)	247
Carry forward orthodontic activity (UOA)	0
Baseline contract value	£1,117,268.48

ACCESS*

Patients seen in 24 months	Total	Change since previous quarter
Quarter ending March 2017	16,115	
Quarter ending June 2017	16,257	→
Quarter ending September 2017	16,470	→
Quarter ending December 2017	16,329	→
Quarter ending March 2018	15,974	↓
Variance since March 2017	(0.9%)	→



ACTIVITY



Month	Adjusted Scheduled Activity (UDA)	
	2017	2018
April	-265	1,033
May	2,782	3,954
June	5,782	6,848
July	10,336	10,991
August	13,521	15,034
September	16,022	17,481
October	18,826	19,980
November	22,312	22,415
December	25,536	24,491
January	27,998	25,984
February	32,191	28,924
March	36,868	32,889
April	38,820	
May	38,897	
June	38,900	

QUALITY

	Quantity	Base Number	Contract	AT	Region	England
% of FP17s for the same patient ID Re-attending within 3 months - Children	284	4,739	6.0%	11.0%	11.6%	11.9%
% of FP17s for the same patient ID Re-attending within 3 months - Adults	1,615	12,930	12.5%	14.6%	15.4%	16.0%
% of FP17s for the same patient ID Re-attending between 3 & 9 months - Children	2,559	4,739	54.0%	59.6%	59.4%	58.3%
% of FP17s for the same patient ID Re-attending between 3 & 9 months - Adults	4,604	12,930	35.6%	48.5%	51.3%	50.3%
% of FP17s for Band 1 Urgent Courses	1,334	16,893	7.9%	9.4%	8.0%	9.1%
% of FP17s Relating to Free Repair or Replacements	94	16,893	0.6%	0.8%	0.8%	0.8%
% of FP17s Relating to Continuations	332	16,893	2.0%	1.1%	1.0%	1.0%
% of Patients satisfied with the dentistry they have received	13	13	100.0%	92.3%	91.7%	91.5%
% of Patients satisfied with the time they had to wait for an appointment	12	13	92.3%	87.4%	88.3%	87.9%

* This is based on patients treated on this contract for their most recent course of treatment. Figures in italics indicate the base number of FP17s or Patient Questionnaire responses are less than 100. N/A is shown where the base number of responses is less than 10 during the period. % is calculated as Quantity/Base number*100

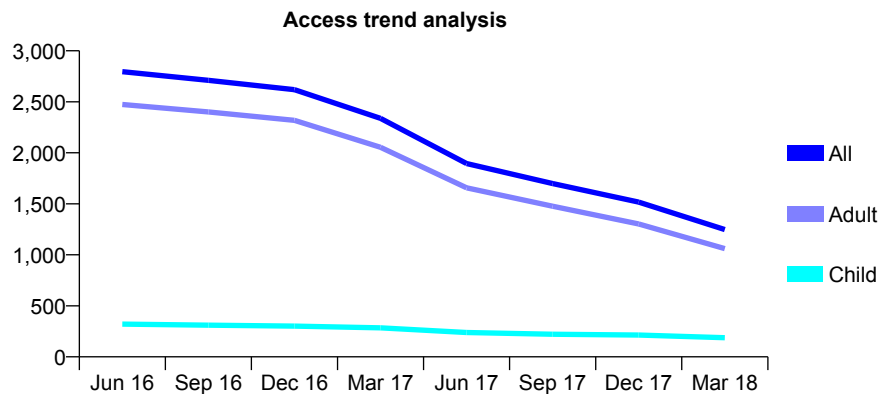
Q56 - Vital Signs At a Glance Contract Report for 101478/0001 - March 2018

Name or company name	CAMBRIDGE UNIVERSITY
Contract type name	PDS Contract
Purpose of contract	General
Contract start date	01/04/2006
Contract end date	30/06/2018

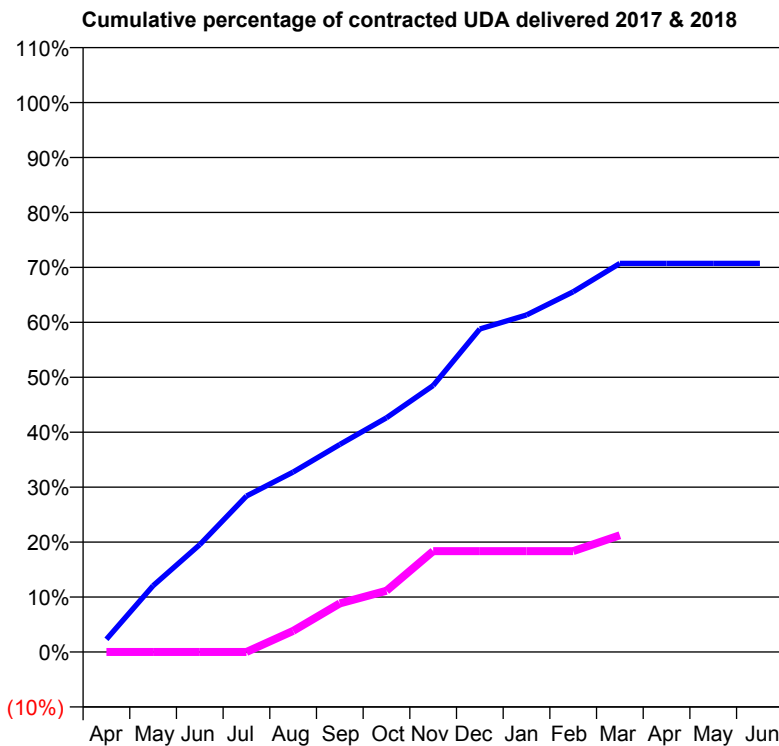
17/18 Contracted general activity (UDA)	3,878
Carry forward general activity (UDA)	0
17/18 Contracted orthodontic activity (UOA)	0
Carry forward orthodontic activity (UOA)	0
Baseline contract value	£108,269.21

ACCESS*

Patients seen in 24 months	Total	Change since previous quarter
Quarter ending March 2017	2,338	
Quarter ending June 2017	1,895	↓
Quarter ending September 2017	1,699	↓
Quarter ending December 2017	1,517	↓
Quarter ending March 2018	1,248	↓
Variance since March 2017	(46.6%)	↓



ACTIVITY



Month	Adjusted Scheduled Activity (UDA)	
	2017	2018
April	90	0
May	469	0
June	758	0
July	1,100	0
August	1,270	149
September	1,465	343
October	1,653	432
November	1,881	712
December	2,280	712
January	2,379	712
February	2,542	712
March	2,742	824
April	2,742	
May	2,742	
June	2,742	

QUALITY

	Quantity	Base Number	Contract	AT	Region	England
% of FP17s for the same patient ID Re-attending within 3 months - Children	0	91	0.0%	11.0%	11.6%	11.9%
% of FP17s for the same patient ID Re-attending within 3 months - Adults	35	348	10.1%	14.6%	15.4%	16.0%
% of FP17s for the same patient ID Re-attending between 3 & 9 months - Children	17	91	18.7%	59.6%	59.4%	58.3%
% of FP17s for the same patient ID Re-attending between 3 & 9 months - Adults	47	348	13.5%	48.5%	51.3%	50.3%
% of FP17s for Band 1 Urgent Courses	66	439	15.0%	9.4%	8.0%	9.1%
% of FP17s Relating to Free Repair or Replacements	2	439	0.5%	0.8%	0.8%	0.8%
% of FP17s Relating to Continuations	9	439	2.1%	1.1%	1.0%	1.0%
% of Patients satisfied with the dentistry they have received	0	0	N/A	92.3%	91.7%	91.5%
% of Patients satisfied with the time they had to wait for an appointment	0	0	N/A	87.4%	88.3%	87.9%

* This is based on patients treated on this contract for their most recent course of treatment. Figures in italics indicate the base number of FP17s or Patient Questionnaire responses are less than 100. N/A is shown where the base number of responses is less than 10 during the period. % is calculated as Quantity/Base number*100

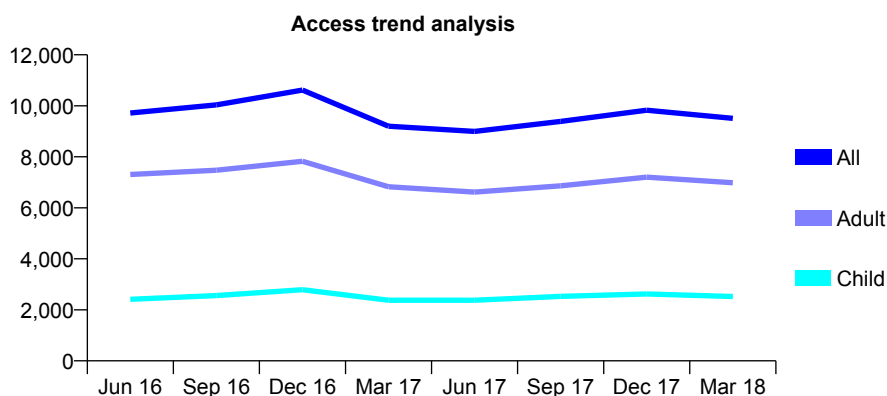
Q56 - Vital Signs At a Glance Contract Report for 101931/0001 - March 2018

Name or company name	Histon Dental Surgery
Contract type name	GDS Contract
Purpose of contract	General
Contract start date	01/04/2007
Contract end date	

17/18 Contracted general activity (UDA)	22,500
Carry forward general activity (UDA)	661
17/18 Contracted orthodontic activity (UOA)	0
Carry forward orthodontic activity (UOA)	0
Baseline contract value	£711,143.14

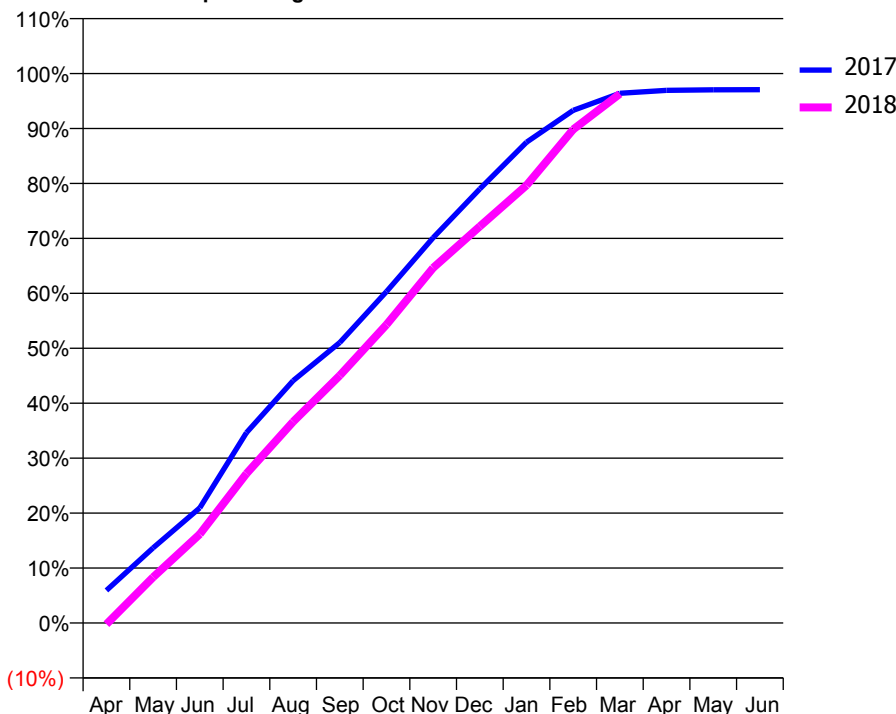
ACCESS*

Patients seen in 24 months	Total	Change since previous quarter
Quarter ending March 2017	9,201	
Quarter ending June 2017	8,995	↓
Quarter ending September 2017	9,390	↑
Quarter ending December 2017	9,825	↑
Quarter ending March 2018	9,506	↓
Variance since March 2017	3.3%	↑



ACTIVITY

Cumulative percentage of contracted UDA delivered 2017 & 2018



Month	Adjusted Scheduled Activity (UDA)	
	2017	2018
April	1,332	-52
May	3,075	1,877
June	4,716	3,638
July	7,793	6,116
August	9,924	8,245
September	11,484	10,139
October	13,570	12,215
November	15,776	14,541
December	17,775	16,240
January	19,684	17,923
February	20,989	20,210
March	21,691	21,671
April	21,812	
May	21,833	
June	21,839	

QUALITY

	Quantity	Base Number	Contract	AT	Region	England
% of FP17s for the same patient ID Re-attending within 3 months - Children	190	3,589	5.3%	11.0%	11.6%	11.9%
% of FP17s for the same patient ID Re-attending within 3 months - Adults	991	9,247	10.7%	14.6%	15.4%	16.0%
% of FP17s for the same patient ID Re-attending between 3 & 9 months - Children	1,647	3,589	45.9%	59.6%	59.4%	58.3%
% of FP17s for the same patient ID Re-attending between 3 & 9 months - Adults	4,086	9,247	44.2%	48.5%	51.3%	50.3%
% of FP17s for Band 1 Urgent Courses	1,090	12,739	8.6%	9.4%	8.0%	9.1%
% of FP17s Relating to Free Repair or Replacements	108	12,739	0.8%	0.8%	0.8%	0.8%
% of FP17s Relating to Continuations	79	12,739	0.6%	1.1%	1.0%	1.0%
% of Patients satisfied with the dentistry they have received	5	5	N/A	92.3%	91.7%	91.5%
% of Patients satisfied with the time they had to wait for an appointment	5	5	N/A	87.4%	88.3%	87.9%

* This is based on patients treated on this contract for their most recent course of treatment. Figures in italics indicate the base number of FP17s or Patient Questionnaire responses are less than 100. N/A is shown where the base number of responses is less than 10 during the period. % is calculated as Quantity/Base number*100

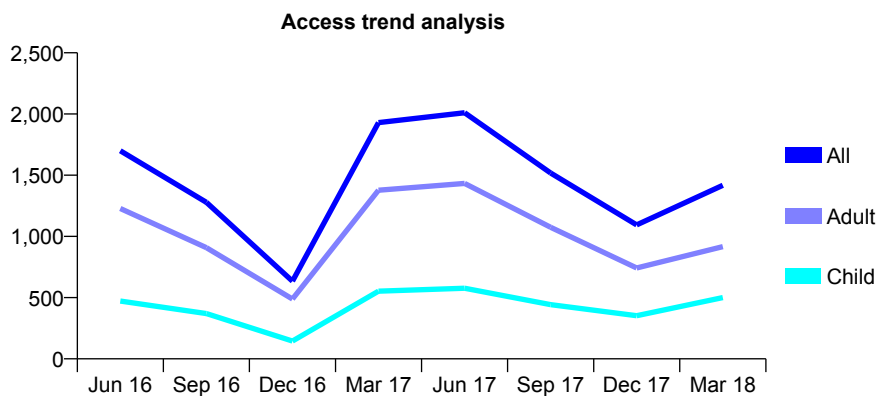
Q56 - Vital Signs At a Glance Contract Report for 101931/0002 - March 2018

Name or company name	Histon Dental Surgery
Contract type name	GDS Contract
Purpose of contract	General
Contract start date	01/04/2013
Contract end date	

17/18 Contracted general activity (UDA)	3,625
Carry forward general activity (UDA)	0
17/18 Contracted orthodontic activity (UOA)	0
Carry forward orthodontic activity (UOA)	0
Baseline contract value	£98,889.39

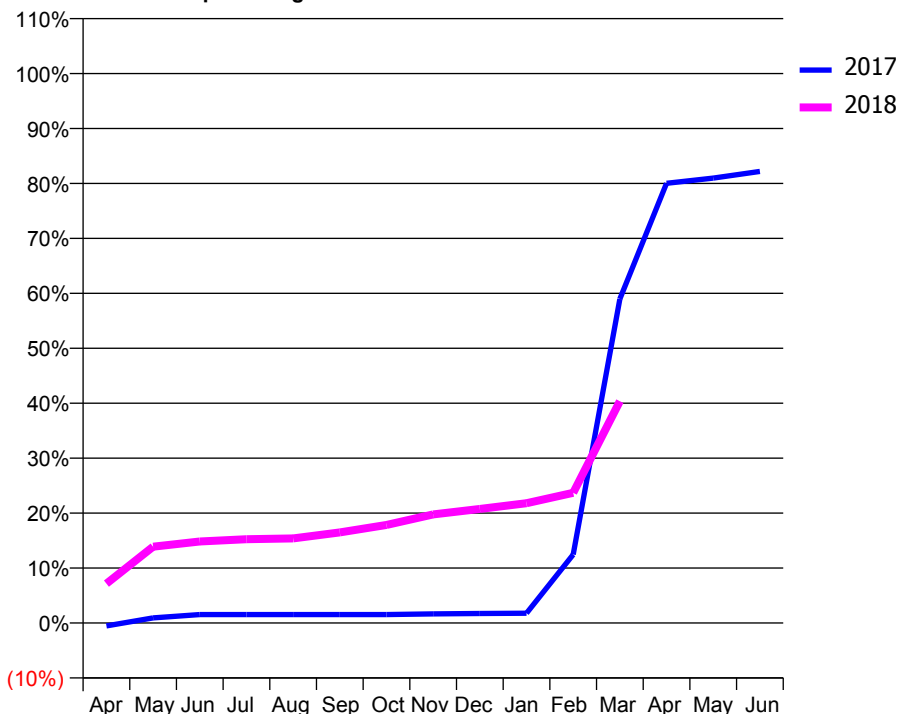
ACCESS*

Patients seen in 24 months	Total	Change since previous quarter
Quarter ending March 2017	1,930	
Quarter ending June 2017	2,010	↑
Quarter ending September 2017	1,518	↓
Quarter ending December 2017	1,094	↓
Quarter ending March 2018	1,418	↑
Variance since March 2017	(26.5%)	↓



ACTIVITY

Cumulative percentage of contracted UDA delivered 2017 & 2018



Month	Adjusted Scheduled Activity (UDA)	
	2017	2018
April	-20	260
May	34	503
June	56	538
July	56	553
August	56	558
September	56	598
October	56	647
November	60	716
December	63	753
January	64	791
February	452	859
March	2,138	1,463
April	2,901	
May	2,935	
June	2,979	

QUALITY

	Quantity	Base Number	Contract	AT	Region	England
% of FP17s for the same patient ID Re-attending within 3 months - Children	10	487	2.1%	11.0%	11.6%	11.9%
% of FP17s for the same patient ID Re-attending within 3 months - Adults	21	842	2.5%	14.6%	15.4%	16.0%
% of FP17s for the same patient ID Re-attending between 3 & 9 months - Children	32	487	6.6%	59.6%	59.4%	58.3%
% of FP17s for the same patient ID Re-attending between 3 & 9 months - Adults	7	842	0.8%	48.5%	51.3%	50.3%
% of FP17s for Band 1 Urgent Courses	41	860	4.8%	9.4%	8.0%	9.1%
% of FP17s Relating to Free Repair or Replacements	3	860	0.3%	0.8%	0.8%	0.8%
% of FP17s Relating to Continuations	10	860	1.2%	1.1%	1.0%	1.0%
% of Patients satisfied with the dentistry they have received	1	1	N/A	92.3%	91.7%	91.5%
% of Patients satisfied with the time they had to wait for an appointment	1	1	N/A	87.4%	88.3%	87.9%

* This is based on patients treated on this contract for their most recent course of treatment. Figures in italics indicate the base number of FP17s or Patient Questionnaire responses are less than 100. N/A is shown where the base number of responses is less than 10 during the period. % is calculated as Quantity/Base number*100

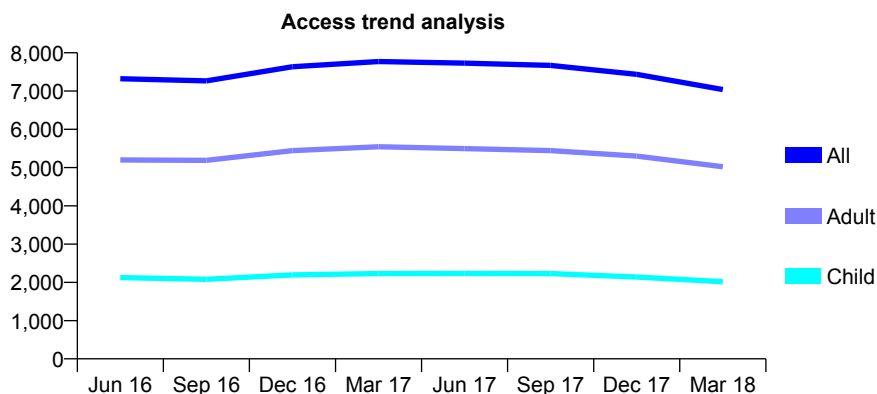
Q56 - Vital Signs At a Glance Contract Report for 102016/0001 - March 2018

Name or company name	The Peterborough Dental Practice Partners
Contract type name	GDS Contract
Purpose of contract	General
Contract start date	01/10/2009
Contract end date	

17/18 Contracted general activity (UDA)	22,500
Carry forward general activity (UDA)	0
17/18 Contracted orthodontic activity (UOA)	0
Carry forward orthodontic activity (UOA)	0
Baseline contract value	£685,950.62

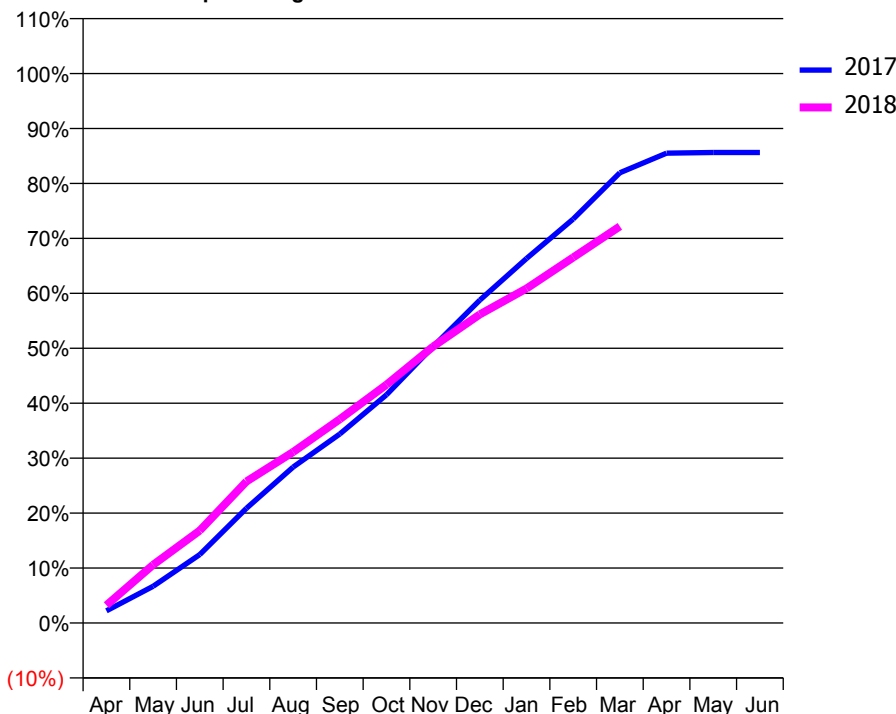
ACCESS*

Patients seen in 24 months	Total	Change since previous quarter
Quarter ending March 2017	7,771	
Quarter ending June 2017	7,730	→
Quarter ending September 2017	7,672	→
Quarter ending December 2017	7,438	↓
Quarter ending March 2018	7,041	↓
Variance since March 2017	(9.4%)	↓



ACTIVITY

Cumulative percentage of contracted UDA delivered 2017 & 2018



Month	Adjusted Scheduled Activity (UDA)	
	2017	2018
April	497	729
May	1,505	2,382
June	2,803	3,785
July	4,699	5,798
August	6,388	7,001
September	7,738	8,347
October	9,345	9,762
November	11,323	11,320
December	13,219	12,637
January	14,923	13,698
February	16,539	14,968
March	18,438	16,242
April	19,239	
May	19,263	
June	19,263	

QUALITY

	Quantity	Base Number	Contract	AT	Region	England
% of FP17s for the same patient ID Re-attending within 3 months - Children	166	2,055	8.1%	11.0%	11.6%	11.9%
% of FP17s for the same patient ID Re-attending within 3 months - Adults	798	4,934	16.2%	14.6%	15.4%	16.0%
% of FP17s for the same patient ID Re-attending between 3 & 9 months - Children	701	2,055	34.1%	59.6%	59.4%	58.3%
% of FP17s for the same patient ID Re-attending between 3 & 9 months - Adults	1,598	4,934	32.4%	48.5%	51.3%	50.3%
% of FP17s for Band 1 Urgent Courses	641	6,728	9.5%	9.4%	8.0%	9.1%
% of FP17s Relating to Free Repair or Replacements	72	6,728	1.1%	0.8%	0.8%	0.8%
% of FP17s Relating to Continuations	171	6,728	2.5%	1.1%	1.0%	1.0%
% of Patients satisfied with the dentistry they have received	5	5	N/A	92.3%	91.7%	91.5%
% of Patients satisfied with the time they had to wait for an appointment	4	5	N/A	87.4%	88.3%	87.9%

* This is based on patients treated on this contract for their most recent course of treatment. Figures in italics indicate the base number of FP17s or Patient Questionnaire responses are less than 100. N/A is shown where the base number of responses is less than 10 during the period. % is calculated as Quantity/Base number*100

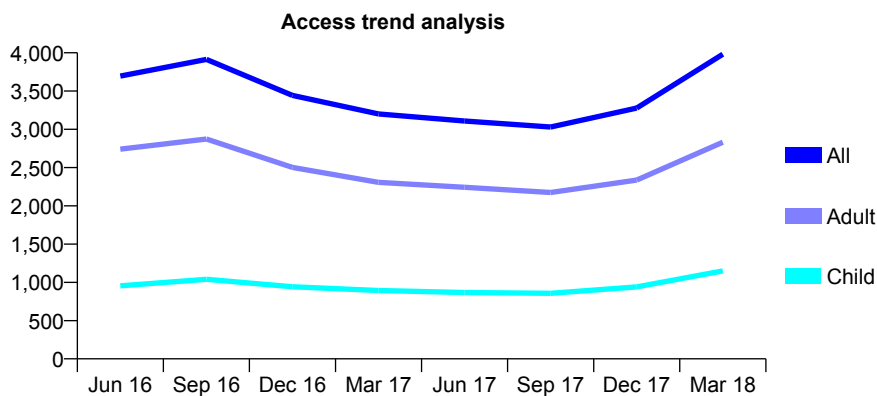
Q56 - Vital Signs At a Glance Contract Report for 102342/0001 - March 2018

Name or company name	Beechcroft Dental Care Ltd
Contract type name	GDS Contract
Purpose of contract	General
Contract start date	01/09/2011
Contract end date	

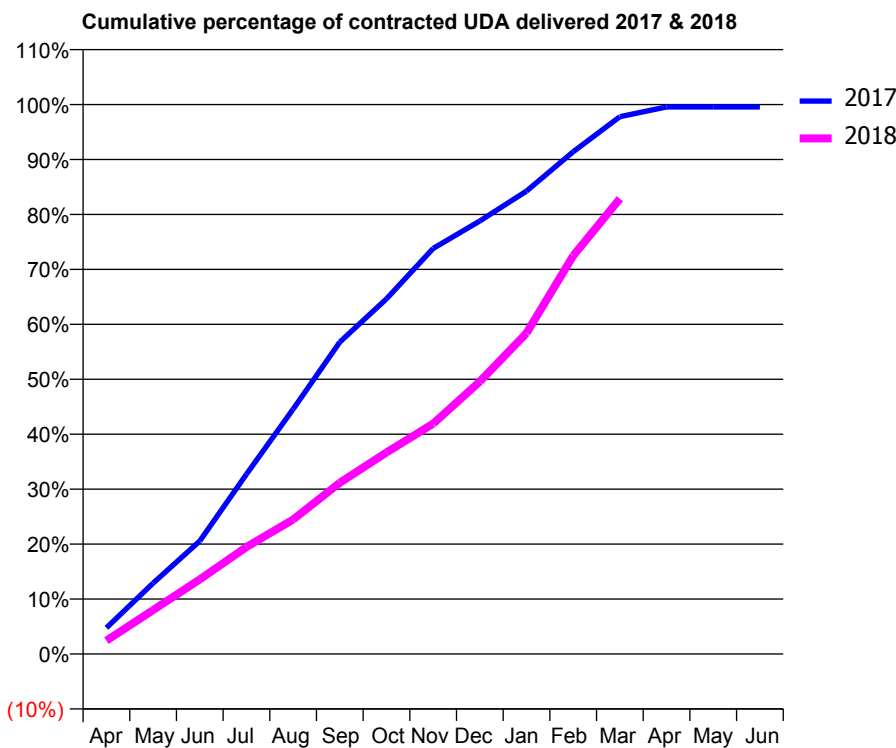
17/18 Contracted general activity (UDA)	11,009
Carry forward general activity (UDA)	48
17/18 Contracted orthodontic activity (UOA)	0
Carry forward orthodontic activity (UOA)	0
Baseline contract value	£246,187.64

ACCESS*

Patients seen in 24 months	Total	Change since previous quarter
Quarter ending March 2017	3,200	
Quarter ending June 2017	3,109	↓
Quarter ending September 2017	3,030	↓
Quarter ending December 2017	3,277	↑
Quarter ending March 2018	3,981	↑
Variance since March 2017	24.4%	↑



ACTIVITY



Month	Adjusted Scheduled Activity (UDA)	
	2017	2018
April	526	268
May	1,420	881
June	2,265	1,495
July	3,603	2,144
August	4,906	2,693
September	6,251	3,432
October	7,116	4,039
November	8,125	4,615
December	8,676	5,460
January	9,275	6,429
February	10,062	7,979
March	10,764	9,121
April	10,959	
May	10,961	
June	10,961	

QUALITY

	Quantity	Base Number	Contract	AT	Region	England
% of FP17s for the same patient ID Re-attending within 3 months - Children	162	1,554	10.4%	11.0%	11.6%	11.9%
% of FP17s for the same patient ID Re-attending within 3 months - Adults	526	3,612	14.6%	14.6%	15.4%	16.0%
% of FP17s for the same patient ID Re-attending between 3 & 9 months - Children	749	1,554	48.2%	59.6%	59.4%	58.3%
% of FP17s for the same patient ID Re-attending between 3 & 9 months - Adults	1,463	3,612	40.5%	48.5%	51.3%	50.3%
% of FP17s for Band 1 Urgent Courses	214	4,497	4.8%	9.4%	8.0%	9.1%
% of FP17s Relating to Free Repair or Replacements	34	4,497	0.8%	0.8%	0.8%	0.8%
% of FP17s Relating to Continuations	136	4,497	3.0%	1.1%	1.0%	1.0%
% of Patients satisfied with the dentistry they have received	4	5	N/A	92.3%	91.7%	91.5%
% of Patients satisfied with the time they had to wait for an appointment	5	5	N/A	87.4%	88.3%	87.9%

* This is based on patients treated on this contract for their most recent course of treatment. Figures in italics indicate the base number of FP17s or Patient Questionnaire responses are less than 100. N/A is shown where the base number of responses is less than 10 during the period. % is calculated as Quantity/Base number*100

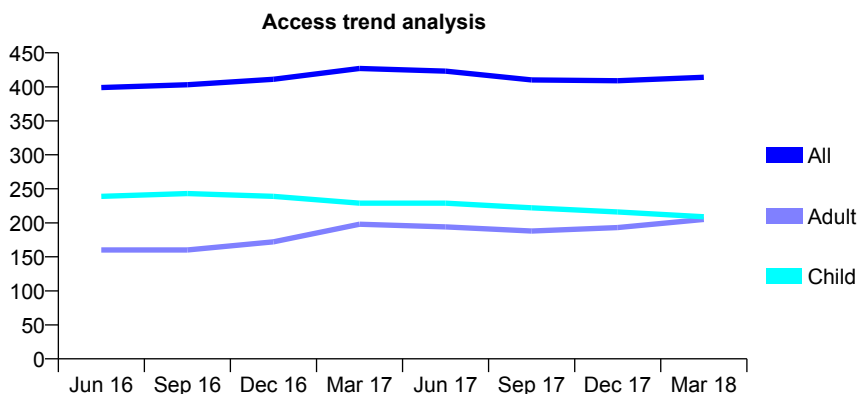
Q56 - Vital Signs At a Glance Contract Report for 102423/0001 - March 2018

Name or company name	Harbour TNGC Ltd
Contract type name	GDS Contract
Purpose of contract	General
Contract start date	01/07/2011
Contract end date	

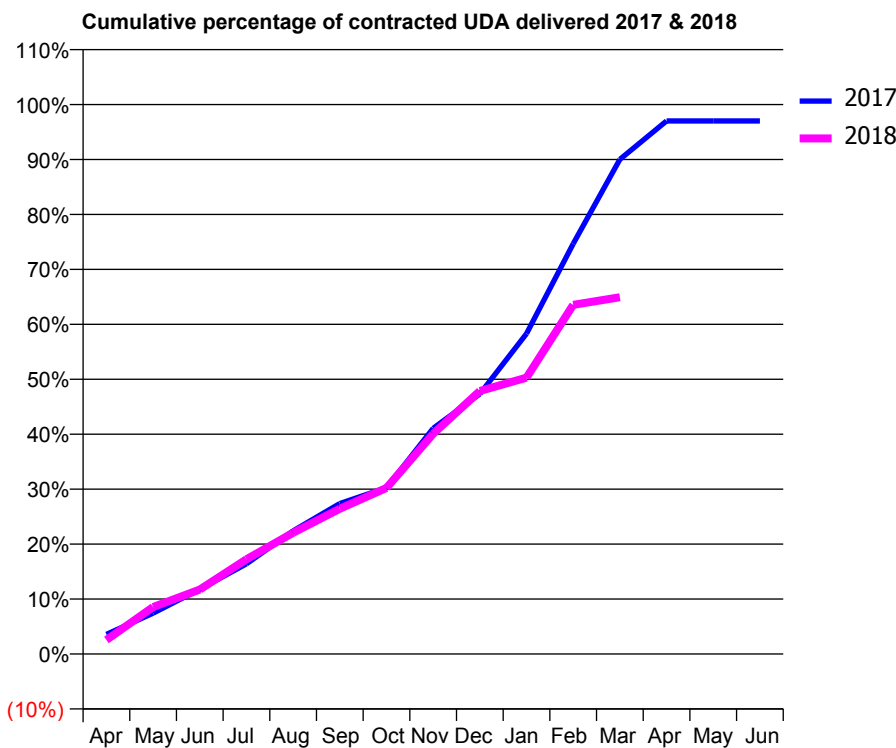
17/18 Contracted general activity (UDA)	1,450
Carry forward general activity (UDA)	43
17/18 Contracted orthodontic activity (UOA)	0
Carry forward orthodontic activity (UOA)	0
Baseline contract value	£32,676.19

ACCESS*

Patients seen in 24 months	Total	Change since previous quarter
Quarter ending March 2017	427	
Quarter ending June 2017	423	→
Quarter ending September 2017	410	↓
Quarter ending December 2017	409	→
Quarter ending March 2018	414	→
Variance since March 2017	(3.0%)	↓



ACTIVITY



Month	Adjusted Scheduled Activity (UDA)	
	2017	2018
April	52	37
May	108	124
June	171	170
July	238	250
August	325	320
September	397	383
October	439	438
November	595	581
December	686	694
January	845	729
February	1,082	921
March	1,305	941
April	1,407	
May	1,407	
June	1,407	

QUALITY

	Quantity	Base Number	Contract	AT	Region	England
% of FP17s for the same patient ID Re-attending within 3 months - Children	16	302	5.3%	11.0%	11.6%	11.9%
% of FP17s for the same patient ID Re-attending within 3 months - Adults	16	184	8.7%	14.6%	15.4%	16.0%
% of FP17s for the same patient ID Re-attending between 3 & 9 months - Children	193	302	63.9%	59.6%	59.4%	58.3%
% of FP17s for the same patient ID Re-attending between 3 & 9 months - Adults	97	184	52.7%	48.5%	51.3%	50.3%
% of FP17s for Band 1 Urgent Courses	2	463	0.4%	9.4%	8.0%	9.1%
% of FP17s Relating to Free Repair or Replacements	0	463	0.0%	0.8%	0.8%	0.8%
% of FP17s Relating to Continuations	0	463	0.0%	1.1%	1.0%	1.0%
% of Patients satisfied with the dentistry they have received	0	0	N/A	92.3%	91.7%	91.5%
% of Patients satisfied with the time they had to wait for an appointment	0	0	N/A	87.4%	88.3%	87.9%

* This is based on patients treated on this contract for their most recent course of treatment. Figures in italics indicate the base number of FP17s or Patient Questionnaire responses are less than 100. N/A is shown where the base number of responses is less than 10 during the period. % is calculated as Quantity/Base number*100

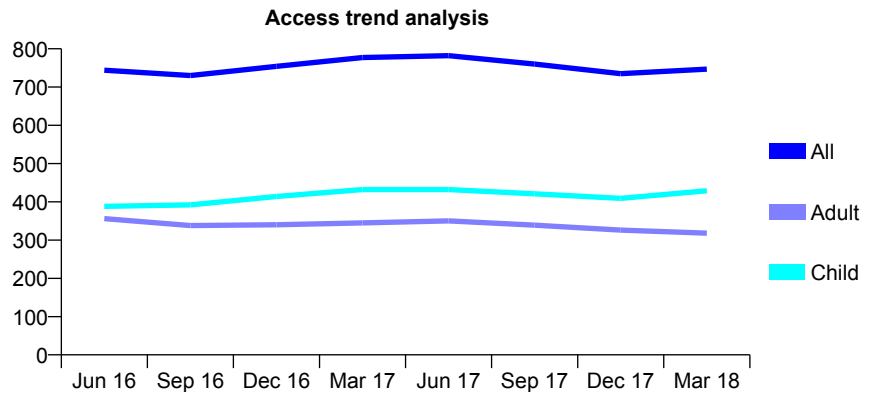
Q56 - Vital Signs At a Glance Contract Report for 102881/0001 - March 2018

Name or company name	Corner House Norwich LLP
Contract type name	GDS Contract
Purpose of contract	General
Contract start date	01/01/2013
Contract end date	

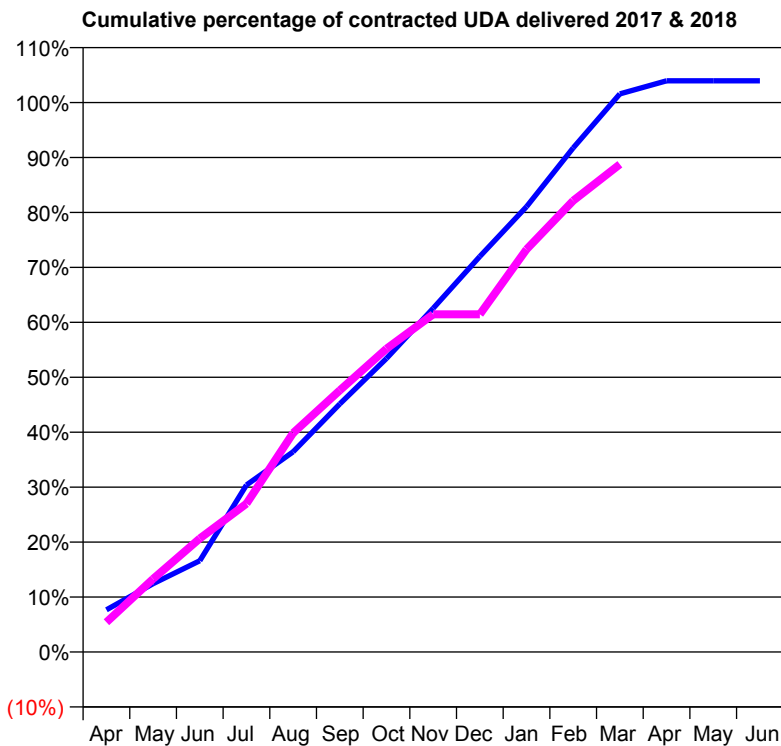
17/18 Contracted general activity (UDA)	1,835
Carry forward general activity (UDA)	-37
17/18 Contracted orthodontic activity (UOA)	0
Carry forward orthodontic activity (UOA)	0
Baseline contract value	£48,901.65

ACCESS*

Patients seen in 24 months	Total	Change since previous quarter
Quarter ending March 2017	777	
Quarter ending June 2017	782	→
Quarter ending September 2017	760	↓
Quarter ending December 2017	735	↓
Quarter ending March 2018	747	→
Variance since March 2017	(3.9%)	↓



ACTIVITY



Month	Adjusted Scheduled Activity (UDA)	
	2017	2018
April	141	100
May	228	244
June	305	379
July	558	496
August	669	731
September	828	874
October	980	1,013
November	1,148	1,128
December	1,321	1,128
January	1,487	1,344
February	1,683	1,507
March	1,864	1,629
April	1,908	
May	1,908	
June	1,908	

QUALITY

	Quantity	Base Number	Contract	AT	Region	England
% of FP17s for the same patient ID Re-attending within 3 months - Children	41	618	6.6%	11.0%	11.6%	11.9%
% of FP17s for the same patient ID Re-attending within 3 months - Adults	31	306	10.1%	14.6%	15.4%	16.0%
% of FP17s for the same patient ID Re-attending between 3 & 9 months - Children	370	618	59.9%	59.6%	59.4%	58.3%
% of FP17s for the same patient ID Re-attending between 3 & 9 months - Adults	153	306	50.0%	48.5%	51.3%	50.3%
% of FP17s for Band 1 Urgent Courses	85	895	9.5%	9.4%	8.0%	9.1%
% of FP17s Relating to Free Repair or Replacements	2	895	0.2%	0.8%	0.8%	0.8%
% of FP17s Relating to Continuations	0	895	0.0%	1.1%	1.0%	1.0%
% of Patients satisfied with the dentistry they have received	0	0	N/A	92.3%	91.7%	91.5%
% of Patients satisfied with the time they had to wait for an appointment	0	0	N/A	87.4%	88.3%	87.9%

* This is based on patients treated on this contract for their most recent course of treatment. Figures in italics indicate the base number of FP17s or Patient Questionnaire responses are less than 100. N/A is shown where the base number of responses is less than 10 during the period. % is calculated as Quantity/Base number*100

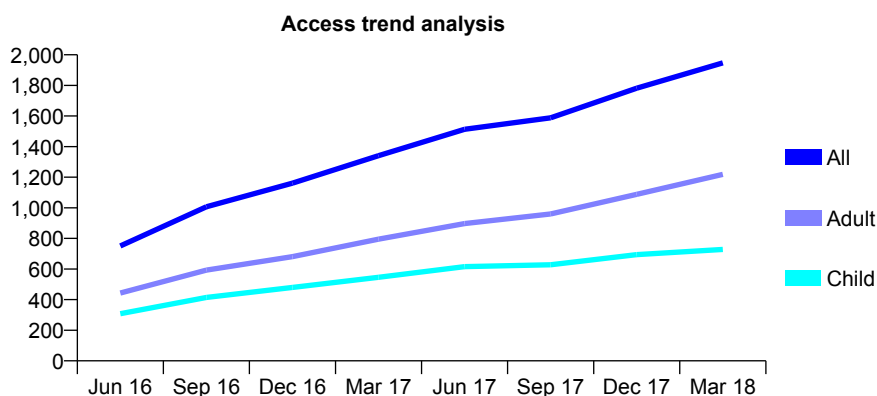
Q56 - Vital Signs At a Glance Contract Report for 103748/0001 - March 2018

Name or company name	Zain Shamoon
Contract type name	GDS Contract
Purpose of contract	General and Orthodontic
Contract start date	07/12/2015
Contract end date	

17/18 Contracted general activity (UDA)	3,783
Carry forward general activity (UDA)	0
17/18 Contracted orthodontic activity (UOA)	1,800
Carry forward orthodontic activity (UOA)	-1
Baseline contract value	£221,910.65

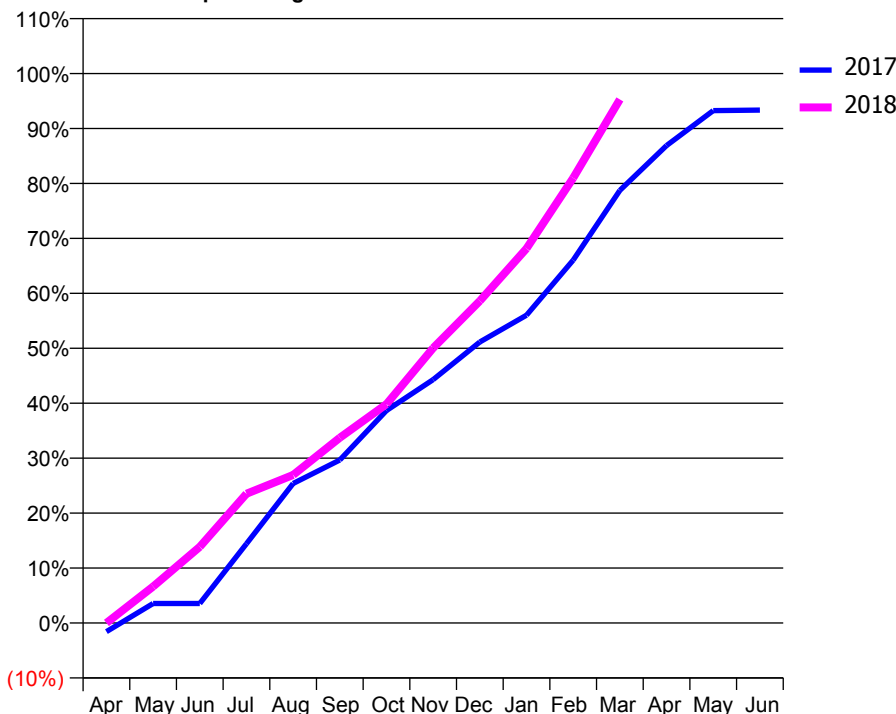
ACCESS*

Patients seen in 24 months	Total	Change since previous quarter
Quarter ending March 2017	1,341	
Quarter ending June 2017	1,513	↑
Quarter ending September 2017	1,588	↑
Quarter ending December 2017	1,782	↑
Quarter ending March 2018	1,947	↑
Variance since March 2017	45.2%	↑



ACTIVITY

Cumulative percentage of contracted UDA delivered 2017 & 2018



Adjusted Scheduled Activity (UDA)

Month	2017	2018
April	-60	0
May	135	251
June	135	525
July	546	890
August	961	1,019
September	1,122	1,275
October	1,463	1,507
November	1,676	1,894
December	1,935	2,217
January	2,119	2,578
February	2,498	3,064
March	2,979	3,605
April	3,287	
May	3,528	
June	3,531	

QUALITY

	Quantity	Base Number	Contract	AT	Region	England
% of FP17s for the same patient ID Re-attending within 3 months - Children	93	1,140	8.2%	11.0%	11.6%	11.9%
% of FP17s for the same patient ID Re-attending within 3 months - Adults	230	1,592	14.4%	14.6%	15.4%	16.0%
% of FP17s for the same patient ID Re-attending between 3 & 9 months - Children	404	1,140	35.4%	59.6%	59.4%	58.3%
% of FP17s for the same patient ID Re-attending between 3 & 9 months - Adults	664	1,592	41.7%	48.5%	51.3%	50.3%
% of FP17s for Band 1 Urgent Courses	166	2,263	7.3%	9.4%	8.0%	9.1%
% of FP17s Relating to Free Repair or Replacements	5	2,263	0.2%	0.8%	0.8%	0.8%
% of FP17s Relating to Continuations	9	2,263	0.4%	1.1%	1.0%	1.0%
% of Patients satisfied with the dentistry they have received	0	0	N/A	92.3%	91.7%	91.5%
% of Patients satisfied with the time they had to wait for an appointment	0	0	N/A	87.4%	88.3%	87.9%

* This is based on patients treated on this contract for their most recent course of treatment. Figures in italics indicate the base number of FP17s or Patient Questionnaire responses are less than 100. N/A is shown where the base number of responses is less than 10 during the period. % is calculated as Quantity/Base number*100

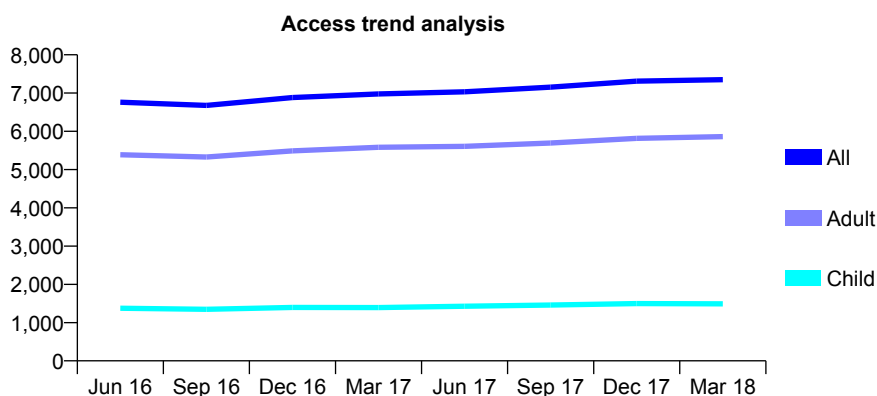
Q56 - Vital Signs At a Glance Contract Report for 104418/0001 - March 2018

Name or company name	Parish Vaid & Snehal Radia & Sanjay Shah
Contract type name	GDS Contract
Purpose of contract	General
Contract start date	08/05/2014
Contract end date	

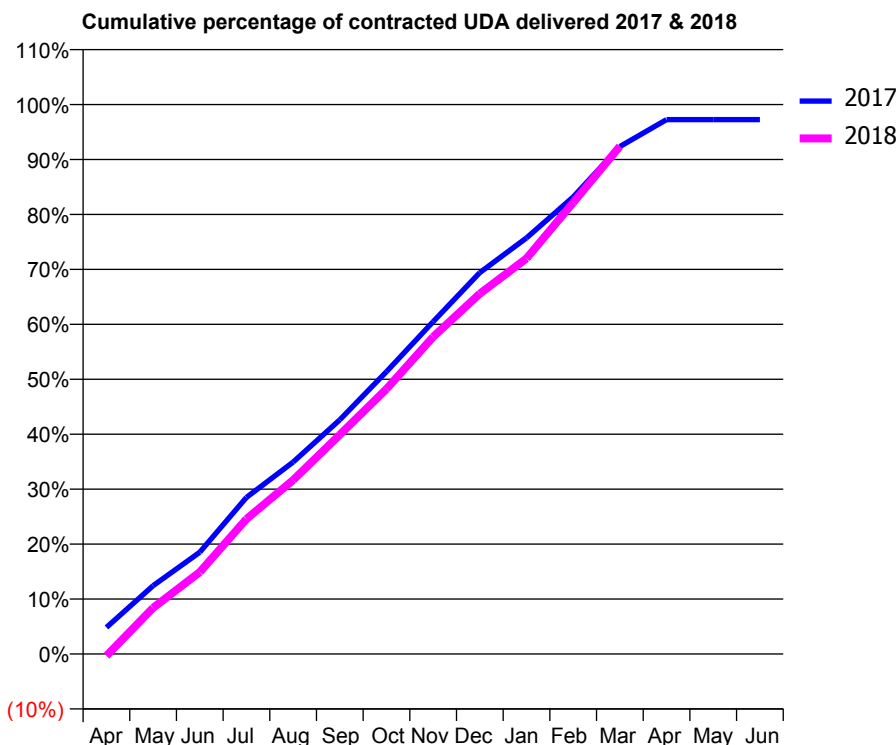
17/18 Contracted general activity (UDA)	21,611
Carry forward general activity (UDA)	592
17/18 Contracted orthodontic activity (UOA)	0
Carry forward orthodontic activity (UOA)	0
Baseline contract value	£489,281.94

ACCESS*

Patients seen in 24 months	Total	Change since previous quarter
Quarter ending March 2017	6,976	
Quarter ending June 2017	7,034	→
Quarter ending September 2017	7,153	→
Quarter ending December 2017	7,313	↑
Quarter ending March 2018	7,350	→
Variance since March 2017	5.4%	↑



ACTIVITY



Month	Adjusted Scheduled Activity (UDA)	
	2017	2018
April	1,046	-78
May	2,688	1,817
June	4,005	3,221
July	6,159	5,311
August	7,549	6,842
September	9,212	8,624
October	11,105	10,423
November	13,073	12,475
December	15,004	14,175
January	16,363	15,559
February	17,976	17,755
March	19,959	19,967
April	21,015	
May	21,018	
June	21,019	

QUALITY

	Quantity	Base Number	Contract	AT	Region	England
% of FP17s for the same patient ID Re-attending within 3 months - Children	173	2,407	7.2%	11.0%	11.6%	11.9%
% of FP17s for the same patient ID Re-attending within 3 months - Adults	1,257	9,202	13.7%	14.6%	15.4%	16.0%
% of FP17s for the same patient ID Re-attending between 3 & 9 months - Children	1,548	2,407	64.3%	59.6%	59.4%	58.3%
% of FP17s for the same patient ID Re-attending between 3 & 9 months - Adults	5,694	9,202	61.9%	48.5%	51.3%	50.3%
% of FP17s for Band 1 Urgent Courses	762	11,095	6.9%	9.4%	8.0%	9.1%
% of FP17s Relating to Free Repair or Replacements	88	11,095	0.8%	0.8%	0.8%	0.8%
% of FP17s Relating to Continuations	101	11,095	0.9%	1.1%	1.0%	1.0%
% of Patients satisfied with the dentistry they have received	12	14	85.7%	92.3%	91.7%	91.5%
% of Patients satisfied with the time they had to wait for an appointment	10	14	71.4%	87.4%	88.3%	87.9%

* This is based on patients treated on this contract for their most recent course of treatment. Figures in italics indicate the base number of FP17s or Patient Questionnaire responses are less than 100. N/A is shown where the base number of responses is less than 10 during the period. % is calculated as Quantity/Base number*100

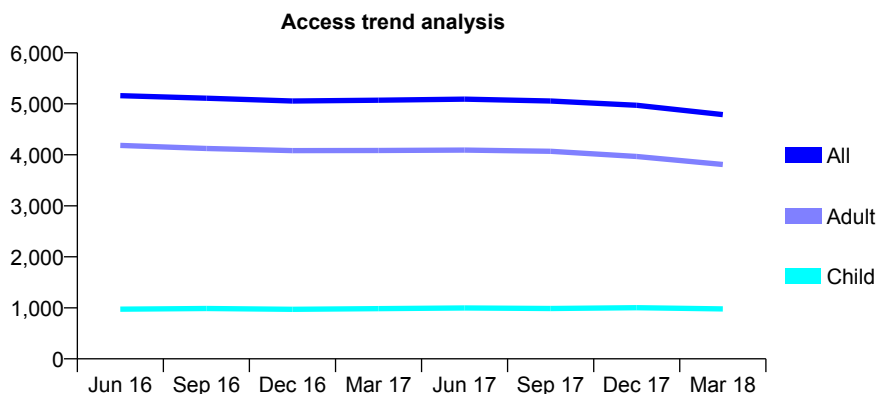
Q56 - Vital Signs At a Glance Contract Report for 104418/0002 - March 2018

Name or company name	Parish Vaid & Snehal Radia & Sanjay Shah
Contract type name	GDS Contract
Purpose of contract	General
Contract start date	13/05/2014
Contract end date	

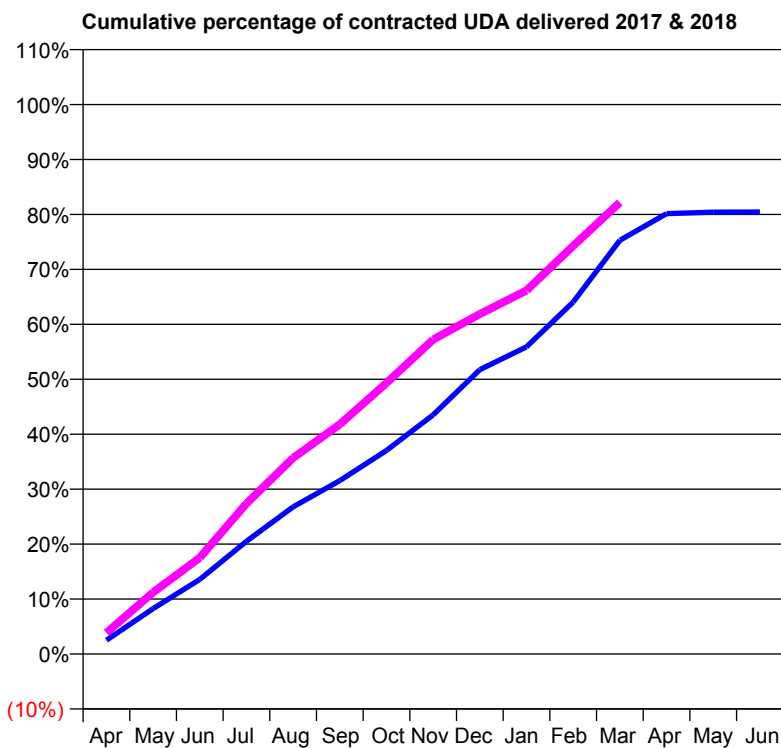
17/18 Contracted general activity (UDA)	16,174
Carry forward general activity (UDA)	0
17/18 Contracted orthodontic activity (UOA)	0
Carry forward orthodontic activity (UOA)	0
Baseline contract value	£444,767.08

ACCESS*

Patients seen in 24 months	Total	Change since previous quarter
Quarter ending March 2017	5,070	
Quarter ending June 2017	5,091	→
Quarter ending September 2017	5,056	→
Quarter ending December 2017	4,970	↓
Quarter ending March 2018	4,789	↓
Variance since March 2017	(5.5%)	↓



ACTIVITY



Month	Adjusted Scheduled Activity (UDA)	
	2017	2018
April	408	626
May	1,338	1,814
June	2,195	2,836
July	3,318	4,430
August	4,330	5,771
September	5,104	6,761
October	5,991	7,977
November	7,038	9,259
December	8,369	10,007
January	9,039	10,703
February	10,359	12,014
March	12,179	13,292
April	12,961	
May	13,004	
June	13,008	

QUALITY

	Quantity	Base Number	Contract	AT	Region	England
% of FP17s for the same patient ID Re-attending within 3 months - Children	93	1,441	6.5%	11.0%	11.6%	11.9%
% of FP17s for the same patient ID Re-attending within 3 months - Adults	711	5,476	13.0%	14.6%	15.4%	16.0%
% of FP17s for the same patient ID Re-attending between 3 & 9 months - Children	822	1,441	57.0%	59.6%	59.4%	58.3%
% of FP17s for the same patient ID Re-attending between 3 & 9 months - Adults	3,186	5,476	58.2%	48.5%	51.3%	50.3%
% of FP17s for Band 1 Urgent Courses	539	6,574	8.2%	9.4%	8.0%	9.1%
% of FP17s Relating to Free Repair or Replacements	26	6,574	0.4%	0.8%	0.8%	0.8%
% of FP17s Relating to Continuations	17	6,574	0.3%	1.1%	1.0%	1.0%
% of Patients satisfied with the dentistry they have received	6	6	N/A	92.3%	91.7%	91.5%
% of Patients satisfied with the time they had to wait for an appointment	5	6	N/A	87.4%	88.3%	87.9%

* This is based on patients treated on this contract for their most recent course of treatment. Figures in italics indicate the base number of FP17s or Patient Questionnaire responses are less than 100. N/A is shown where the base number of responses is less than 10 during the period. % is calculated as Quantity/Base number*100

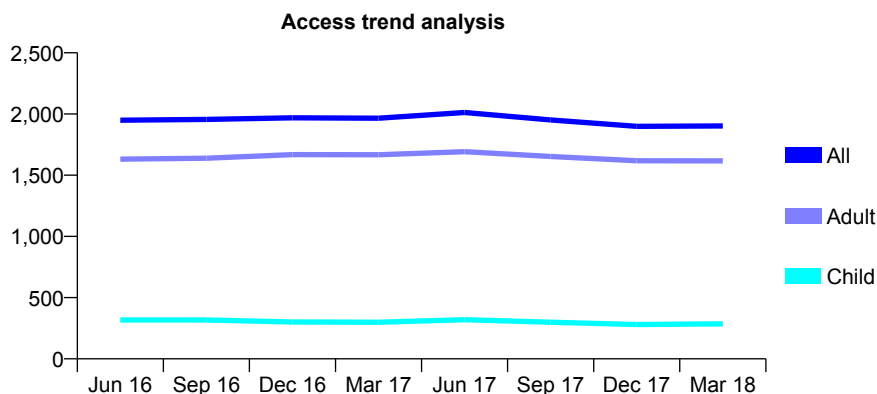
Q56 - Vital Signs At a Glance Contract Report for 105090/0001 - March 2018

Name or company name	Mr Azad Eyrumlu and Mr M Eyrumlu
Contract type name	GDS Contract
Purpose of contract	General
Contract start date	05/02/2013
Contract end date	

17/18 Contracted general activity (UDA)	7,566
Carry forward general activity (UDA)	-5
17/18 Contracted orthodontic activity (UOA)	0
Carry forward orthodontic activity (UOA)	0
Baseline contract value	£181,499.53

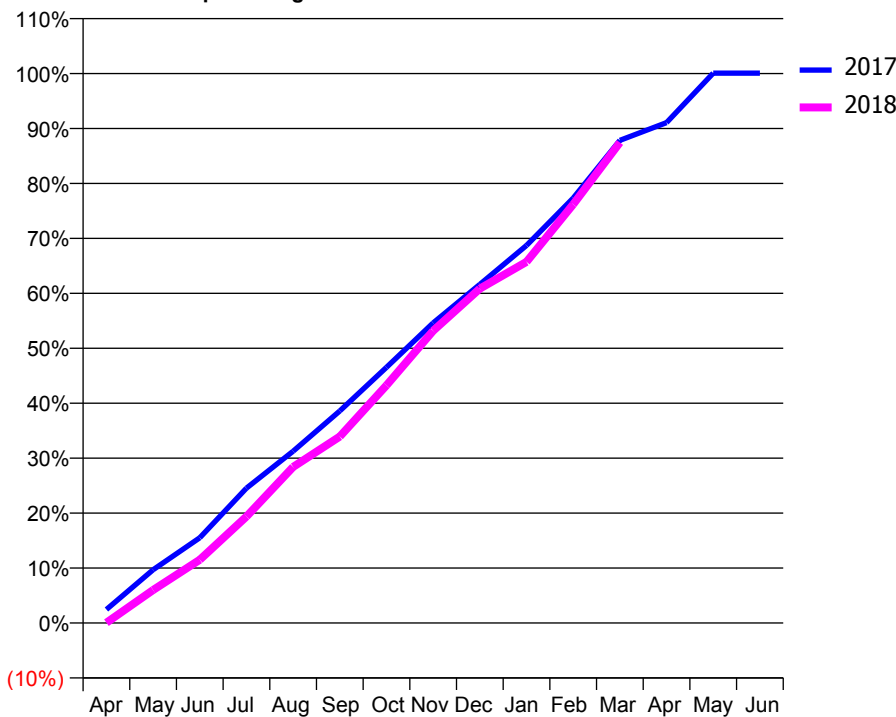
ACCESS*

Patients seen in 24 months	Total	Change since previous quarter
Quarter ending March 2017	1,966	
Quarter ending June 2017	2,012	↑
Quarter ending September 2017	1,952	↓
Quarter ending December 2017	1,899	↓
Quarter ending March 2018	1,903	→
Variance since March 2017	(3.2%)	↓



ACTIVITY

Cumulative percentage of contracted UDA delivered 2017 & 2018



Adjusted Scheduled Activity (UDA)

Month	2017	2018
April	187	5
May	733	455
June	1,173	872
July	1,857	1,466
August	2,365	2,150
September	2,921	2,568
October	3,520	3,272
November	4,132	4,024
December	4,662	4,604
January	5,200	4,973
February	5,851	5,764
March	6,645	6,616
April	6,889	
May	7,571	
June	7,571	

QUALITY

	Quantity	Base Number	Contract	AT	Region	England
% of FP17s for the same patient ID Re-attending within 3 months - Children	40	443	9.0%	11.0%	11.6%	11.9%
% of FP17s for the same patient ID Re-attending within 3 months - Adults	360	2,338	15.4%	14.6%	15.4%	16.0%
% of FP17s for the same patient ID Re-attending between 3 & 9 months - Children	258	443	58.2%	59.6%	59.4%	58.3%
% of FP17s for the same patient ID Re-attending between 3 & 9 months - Adults	1,162	2,338	49.7%	48.5%	51.3%	50.3%
% of FP17s for Band 1 Urgent Courses	274	2,553	10.7%	9.4%	8.0%	9.1%
% of FP17s Relating to Free Repair or Replacements	69	2,553	2.7%	0.8%	0.8%	0.8%
% of FP17s Relating to Continuations	67	2,553	2.6%	1.1%	1.0%	1.0%
% of Patients satisfied with the dentistry they have received	3	4	N/A	92.3%	91.7%	91.5%
% of Patients satisfied with the time they had to wait for an appointment	3	4	N/A	87.4%	88.3%	87.9%

* This is based on patients treated on this contract for their most recent course of treatment. Figures in italics indicate the base number of FP17s or Patient Questionnaire responses are less than 100. N/A is shown where the base number of responses is less than 10 during the period. % is calculated as Quantity/Base number*100

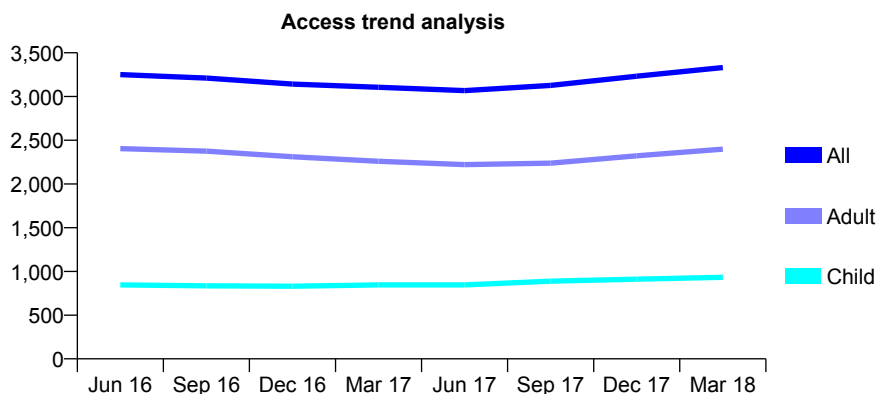
Q56 - Vital Signs At a Glance Contract Report for 105171/0001 - March 2018

Name or company name	Gentle Dental Practices Ltd
Contract type name	GDS Contract
Purpose of contract	General and Orthodontic
Contract start date	01/06/2010
Contract end date	

17/18 Contracted general activity (UDA)	11,416
Carry forward general activity (UDA)	-25
17/18 Contracted orthodontic activity (UOA)	1,260
Carry forward orthodontic activity (UOA)	-10
Baseline contract value	£353,794.99

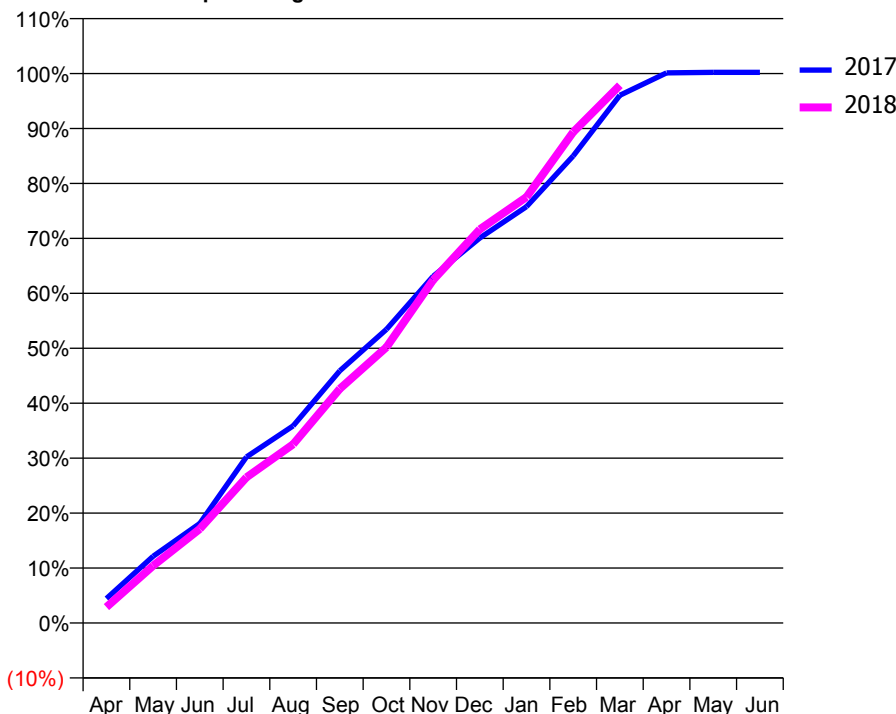
ACCESS*

Patients seen in 24 months	Total	Change since previous quarter
Quarter ending March 2017	3,106	
Quarter ending June 2017	3,067	↓
Quarter ending September 2017	3,127	→
Quarter ending December 2017	3,233	↑
Quarter ending March 2018	3,331	↑
Variance since March 2017	7.2%	↑



ACTIVITY

Cumulative percentage of contracted UDA delivered 2017 & 2018



Month	Adjusted Scheduled Activity (UDA)	
	2017	2018
April	508	331
May	1,387	1,191
June	2,068	1,955
July	3,452	3,026
August	4,095	3,713
September	5,239	4,867
October	6,102	5,731
November	7,205	7,126
December	8,001	8,179
January	8,652	8,850
February	9,703	10,200
March	10,965	11,173
April	11,428	
May	11,440	
June	11,441	

QUALITY

	Quantity	Base Number	Contract	AT	Region	England
% of FP17s for the same patient ID Re-attending within 3 months - Children	201	1,636	12.3%	11.0%	11.6%	11.9%
% of FP17s for the same patient ID Re-attending within 3 months - Adults	617	3,625	17.0%	14.6%	15.4%	16.0%
% of FP17s for the same patient ID Re-attending between 3 & 9 months - Children	954	1,636	58.3%	59.6%	59.4%	58.3%
% of FP17s for the same patient ID Re-attending between 3 & 9 months - Adults	1,576	3,625	43.5%	48.5%	51.3%	50.3%
% of FP17s for Band 1 Urgent Courses	333	4,966	6.7%	9.4%	8.0%	9.1%
% of FP17s Relating to Free Repair or Replacements	39	4,966	0.8%	0.8%	0.8%	0.8%
% of FP17s Relating to Continuations	2	4,966	0.0%	1.1%	1.0%	1.0%
% of Patients satisfied with the dentistry they have received	4	5	N/A	92.3%	91.7%	91.5%
% of Patients satisfied with the time they had to wait for an appointment	4	5	N/A	87.4%	88.3%	87.9%

* This is based on patients treated on this contract for their most recent course of treatment. Figures in italics indicate the base number of FP17s or Patient Questionnaire responses are less than 100. N/A is shown where the base number of responses is less than 10 during the period. % is calculated as Quantity/Base number*100

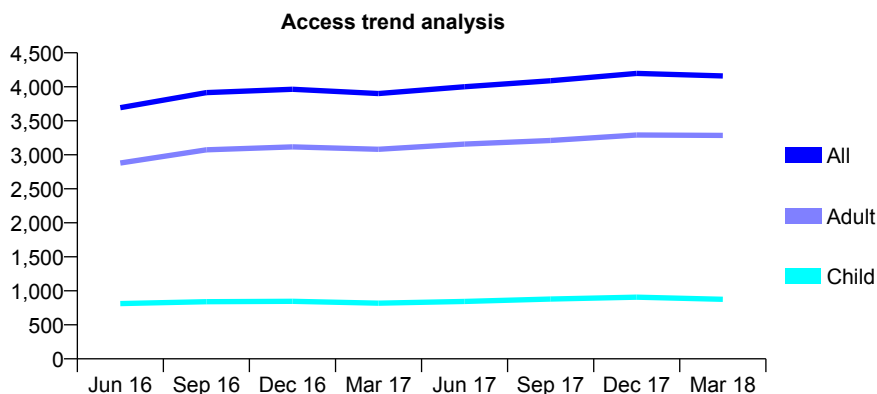
Q56 - Vital Signs At a Glance Contract Report for 105996/0001 - March 2018

Name or company name	Dr A Monzavi Tabrizi Dental Practice Limite
Contract type name	GDS Contract
Purpose of contract	General
Contract start date	01/07/2014
Contract end date	

17/18 Contracted general activity (UDA)	12,090
Carry forward general activity (UDA)	-34
17/18 Contracted orthodontic activity (UOA)	0
Carry forward orthodontic activity (UOA)	0
Baseline contract value	£295,979.57

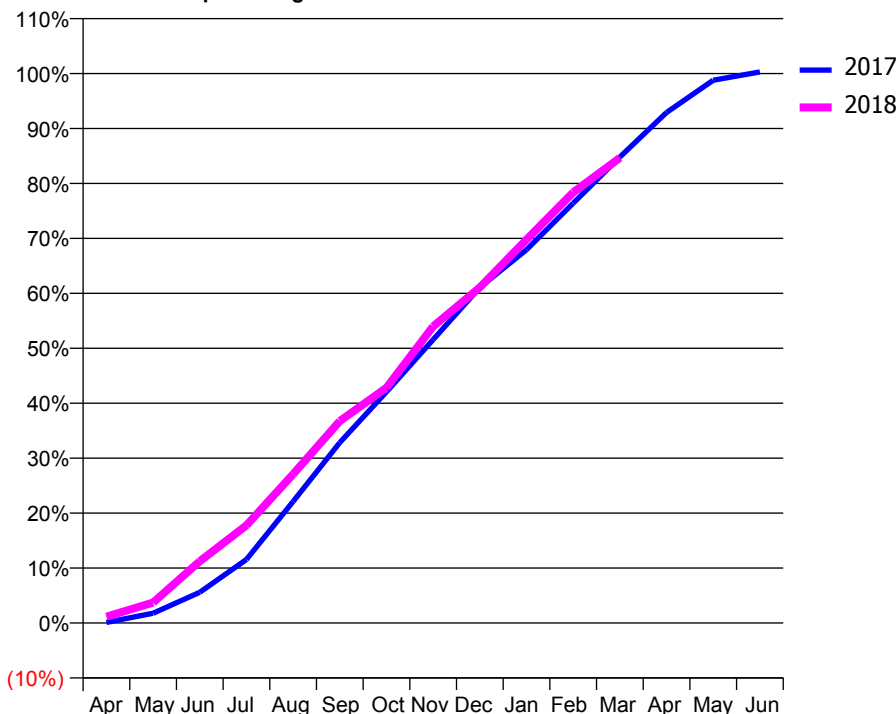
ACCESS*

Patients seen in 24 months	Total	Change since previous quarter
Quarter ending March 2017	3,901	
Quarter ending June 2017	4,001	↑
Quarter ending September 2017	4,090	↑
Quarter ending December 2017	4,197	↑
Quarter ending March 2018	4,160	→
Variance since March 2017	6.6%	↑



ACTIVITY

Cumulative percentage of contracted UDA delivered 2017 & 2018



Month	Adjusted Scheduled Activity (UDA)	
	2017	2018
April	13	139
May	217	450
June	676	1,359
July	1,399	2,150
August	2,675	3,277
September	3,971	4,444
October	5,085	5,176
November	6,236	6,525
December	7,384	7,384
January	8,213	8,438
February	9,238	9,476
March	10,252	10,234
April	11,233	
May	11,944	
June	12,124	

QUALITY

	Quantity	Base Number	Contract	AT	Region	England
% of FP17s for the same patient ID Re-attending within 3 months - Children	160	1,136	14.1%	11.0%	11.6%	11.9%
% of FP17s for the same patient ID Re-attending within 3 months - Adults	739	4,367	16.9%	14.6%	15.4%	16.0%
% of FP17s for the same patient ID Re-attending between 3 & 9 months - Children	461	1,136	40.6%	59.6%	59.4%	58.3%
% of FP17s for the same patient ID Re-attending between 3 & 9 months - Adults	2,091	4,367	47.9%	48.5%	51.3%	50.3%
% of FP17s for Band 1 Urgent Courses	755	4,693	16.1%	9.4%	8.0%	9.1%
% of FP17s Relating to Free Repair or Replacements	7	4,693	0.1%	0.8%	0.8%	0.8%
% of FP17s Relating to Continuations	45	4,693	1.0%	1.1%	1.0%	1.0%
% of Patients satisfied with the dentistry they have received	2	2	N/A	92.3%	91.7%	91.5%
% of Patients satisfied with the time they had to wait for an appointment	2	2	N/A	87.4%	88.3%	87.9%

* This is based on patients treated on this contract for their most recent course of treatment. Figures in italics indicate the base number of FP17s or Patient Questionnaire responses are less than 100. N/A is shown where the base number of responses is less than 10 during the period. % is calculated as Quantity/Base number*100

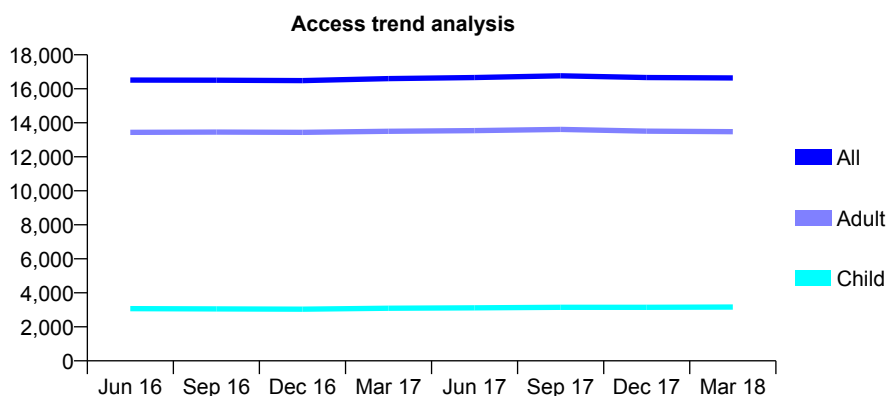
Q56 - Vital Signs At a Glance Contract Report for 106275/0001 - March 2018

Name or company name	Dr P Vaid, S Radia and S Shah
Contract type name	GDS Contract
Purpose of contract	General
Contract start date	01/04/2014
Contract end date	

17/18 Contracted general activity (UDA)	47,200
Carry forward general activity (UDA)	1,440
17/18 Contracted orthodontic activity (UOA)	0
Carry forward orthodontic activity (UOA)	0
Baseline contract value	£1,013,805.53

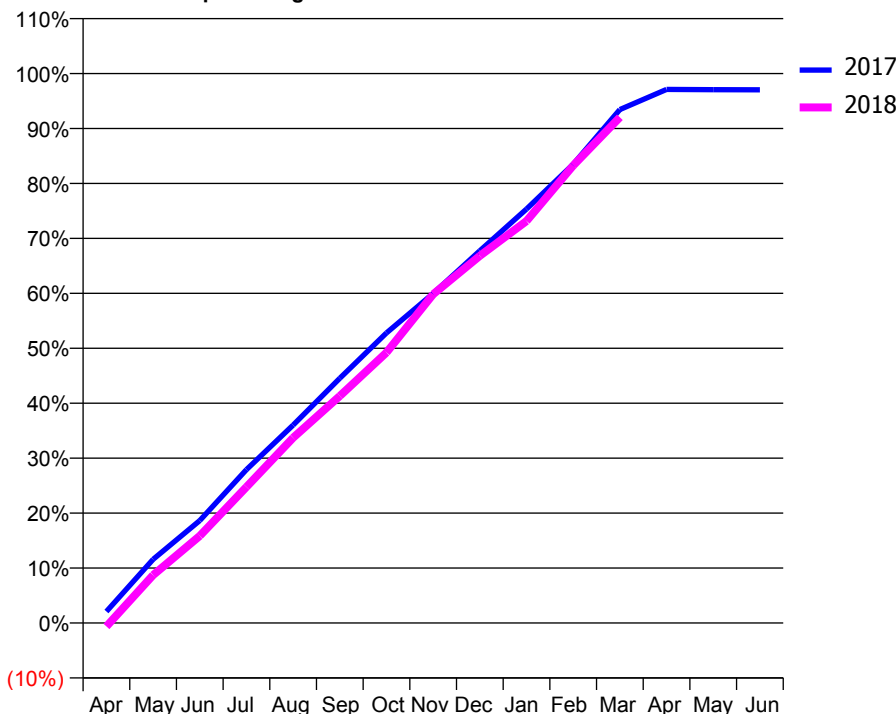
ACCESS*

Patients seen in 24 months	Total	Change since previous quarter
Quarter ending March 2017	16,602	
Quarter ending June 2017	16,660	→
Quarter ending September 2017	16,766	→
Quarter ending December 2017	16,659	→
Quarter ending March 2018	16,641	→
Variance since March 2017	0.2%	→



ACTIVITY

Cumulative percentage of contracted UDA delivered 2017 & 2018



Month	Adjusted Scheduled Activity (UDA)	
	2017	2018
April	1,017	-302
May	5,608	4,113
June	9,031	7,491
July	13,524	11,687
August	17,447	15,917
September	21,565	19,502
October	25,561	23,239
November	29,042	28,242
December	32,809	31,535
January	36,487	34,528
February	40,432	39,295
March	45,253	43,434
April	47,023	
May	46,998	
June	46,986	

QUALITY

	Quantity	Base Number	Contract	AT	Region	England
% of FP17s for the same patient ID Re-attending within 3 months - Children	407	4,561	8.9%	11.0%	11.6%	11.9%
% of FP17s for the same patient ID Re-attending within 3 months - Adults	3,221	19,820	16.3%	14.6%	15.4%	16.0%
% of FP17s for the same patient ID Re-attending between 3 & 9 months - Children	2,623	4,561	57.5%	59.6%	59.4%	58.3%
% of FP17s for the same patient ID Re-attending between 3 & 9 months - Adults	11,229	19,820	56.7%	48.5%	51.3%	50.3%
% of FP17s for Band 1 Urgent Courses	2,735	23,199	11.8%	9.4%	8.0%	9.1%
% of FP17s Relating to Free Repair or Replacements	449	23,199	1.9%	0.8%	0.8%	0.8%
% of FP17s Relating to Continuations	160	23,199	0.7%	1.1%	1.0%	1.0%
% of Patients satisfied with the dentistry they have received	16	19	84.2%	92.3%	91.7%	91.5%
% of Patients satisfied with the time they had to wait for an appointment	16	19	84.2%	87.4%	88.3%	87.9%

* This is based on patients treated on this contract for their most recent course of treatment. Figures in italics indicate the base number of FP17s or Patient Questionnaire responses are less than 100. N/A is shown where the base number of responses is less than 10 during the period. % is calculated as Quantity/Base number*100

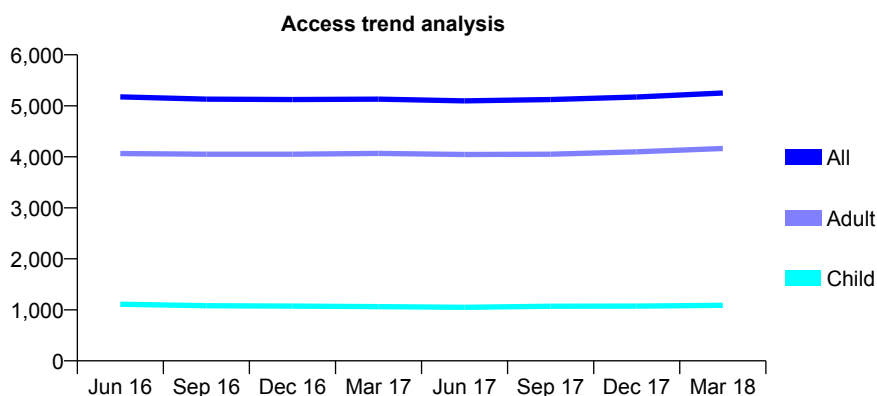
Q56 - Vital Signs At a Glance Contract Report for 106941/0001 - March 2018

Name or company name	Perfect Smile Clinic Limited
Contract type name	GDS Contract
Purpose of contract	General
Contract start date	01/03/2014
Contract end date	

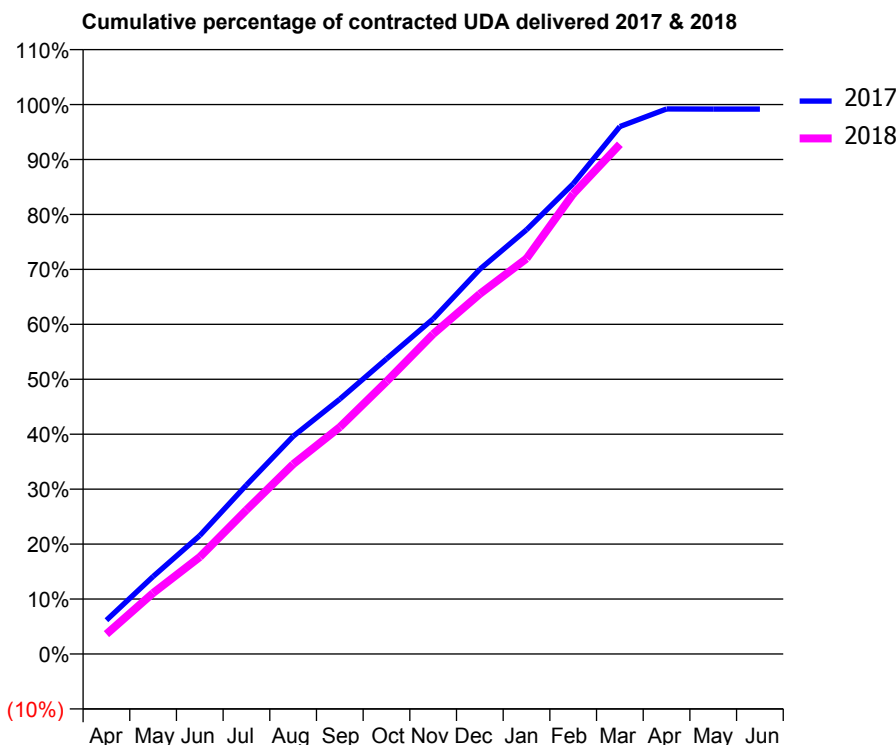
17/18 Contracted general activity (UDA)	17,380
Carry forward general activity (UDA)	145
17/18 Contracted orthodontic activity (UOA)	0
Carry forward orthodontic activity (UOA)	0
Baseline contract value	£405,266.28

ACCESS*

Patients seen in 24 months	Total	Change since previous quarter
Quarter ending March 2017	5,130	
Quarter ending June 2017	5,097	→
Quarter ending September 2017	5,122	→
Quarter ending December 2017	5,173	→
Quarter ending March 2018	5,252	→
Variance since March 2017	2.4%	↑



ACTIVITY



Month	Adjusted Scheduled Activity (UDA)	
	2017	2018
April	1,068	630
May	2,451	1,929
June	3,749	3,069
July	5,347	4,559
August	6,884	6,004
September	8,063	7,175
October	9,334	8,621
November	10,600	10,120
December	12,170	11,389
January	13,418	12,505
February	14,871	14,551
March	16,681	16,122
April	17,240	
May	17,234	
June	17,235	

QUALITY

	Quantity	Base Number	Contract	AT	Region	England
% of FP17s for the same patient ID Re-attending within 3 months - Children	141	1,775	7.9%	11.0%	11.6%	11.9%
% of FP17s for the same patient ID Re-attending within 3 months - Adults	855	6,236	13.7%	14.6%	15.4%	16.0%
% of FP17s for the same patient ID Re-attending between 3 & 9 months - Children	1,124	1,775	63.3%	59.6%	59.4%	58.3%
% of FP17s for the same patient ID Re-attending between 3 & 9 months - Adults	3,737	6,236	59.9%	48.5%	51.3%	50.3%
% of FP17s for Band 1 Urgent Courses	655	7,757	8.4%	9.4%	8.0%	9.1%
% of FP17s Relating to Free Repair or Replacements	38	7,757	0.5%	0.8%	0.8%	0.8%
% of FP17s Relating to Continuations	34	7,757	0.4%	1.1%	1.0%	1.0%
% of Patients satisfied with the dentistry they have received	3	3	N/A	92.3%	91.7%	91.5%
% of Patients satisfied with the time they had to wait for an appointment	3	3	N/A	87.4%	88.3%	87.9%

* This is based on patients treated on this contract for their most recent course of treatment. Figures in italics indicate the base number of FP17s or Patient Questionnaire responses are less than 100. N/A is shown where the base number of responses is less than 10 during the period. % is calculated as Quantity/Base number*100

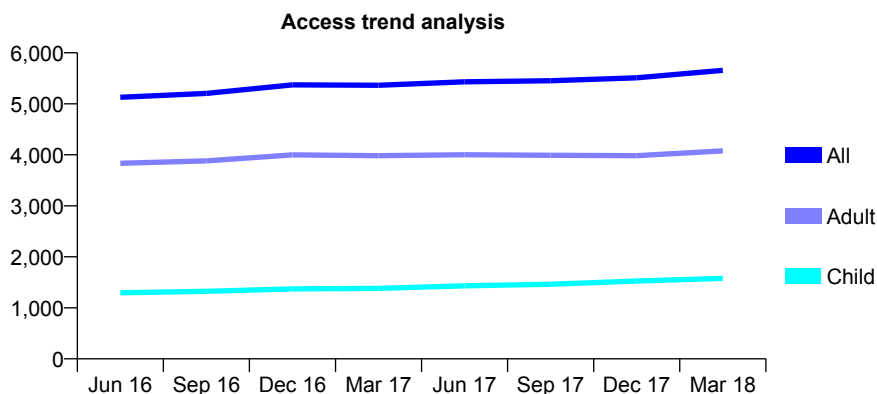
Q56 - Vital Signs At a Glance Contract Report for 109142/0001 - March 2018

Name or company name	Littleport Dental Practice
Contract type name	GDS Contract
Purpose of contract	General
Contract start date	02/07/2012
Contract end date	

17/18 Contracted general activity (UDA)	14,288
Carry forward general activity (UDA)	4
17/18 Contracted orthodontic activity (UOA)	0
Carry forward orthodontic activity (UOA)	0
Baseline contract value	£361,823.38

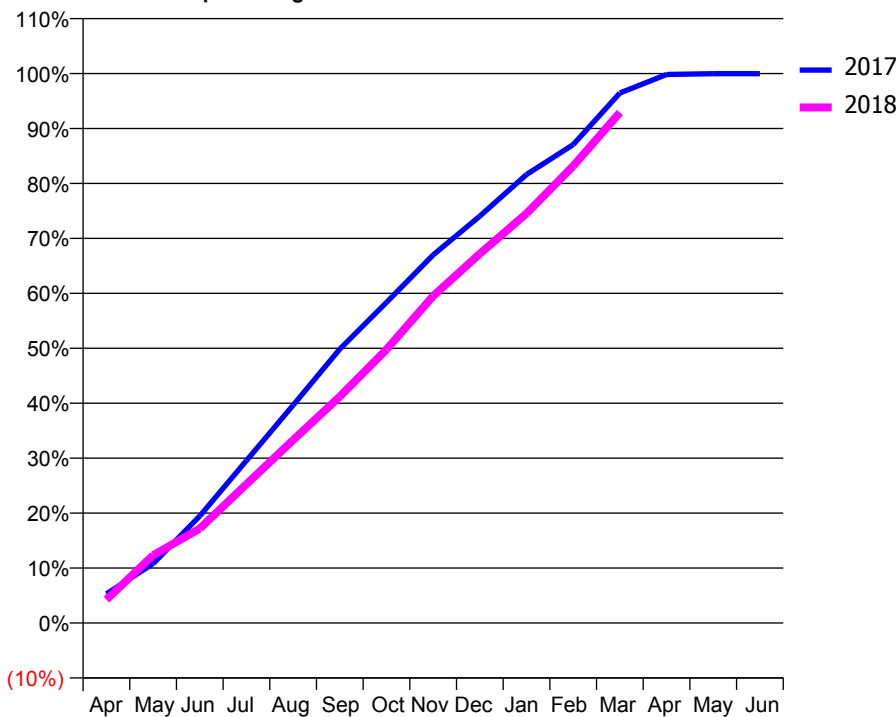
ACCESS*

Patients seen in 24 months	Total	Change since previous quarter
Quarter ending March 2017	5,364	
Quarter ending June 2017	5,431	→
Quarter ending September 2017	5,453	→
Quarter ending December 2017	5,509	→
Quarter ending March 2018	5,655	↑
Variance since March 2017	5.4%	↑



ACTIVITY

Cumulative percentage of contracted UDA delivered 2017 & 2018



Month	Adjusted Scheduled Activity (UDA)	
	2017	2018
April	757	610
May	1,546	1,763
June	2,782	2,457
July	4,226	3,611
August	5,664	4,760
September	7,124	5,888
October	8,335	7,113
November	9,572	8,505
December	10,582	9,603
January	11,661	10,649
February	12,440	11,884
March	13,781	13,273
April	14,263	
May	14,284	
June	14,284	

QUALITY

	Quantity	Base Number	Contract	AT	Region	England
% of FP17s for the same patient ID Re-attending within 3 months - Children	292	2,690	10.9%	11.0%	11.6%	11.9%
% of FP17s for the same patient ID Re-attending within 3 months - Adults	890	5,969	14.9%	14.6%	15.4%	16.0%
% of FP17s for the same patient ID Re-attending between 3 & 9 months - Children	1,733	2,690	64.4%	59.6%	59.4%	58.3%
% of FP17s for the same patient ID Re-attending between 3 & 9 months - Adults	3,295	5,969	55.2%	48.5%	51.3%	50.3%
% of FP17s for Band 1 Urgent Courses	692	7,740	8.9%	9.4%	8.0%	9.1%
% of FP17s Relating to Free Repair or Replacements	43	7,740	0.6%	0.8%	0.8%	0.8%
% of FP17s Relating to Continuations	50	7,740	0.6%	1.1%	1.0%	1.0%
% of Patients satisfied with the dentistry they have received	2	2	N/A	92.3%	91.7%	91.5%
% of Patients satisfied with the time they had to wait for an appointment	2	2	N/A	87.4%	88.3%	87.9%

* This is based on patients treated on this contract for their most recent course of treatment. Figures in italics indicate the base number of FP17s or Patient Questionnaire responses are less than 100. N/A is shown where the base number of responses is less than 10 during the period. % is calculated as Quantity/Base number*100

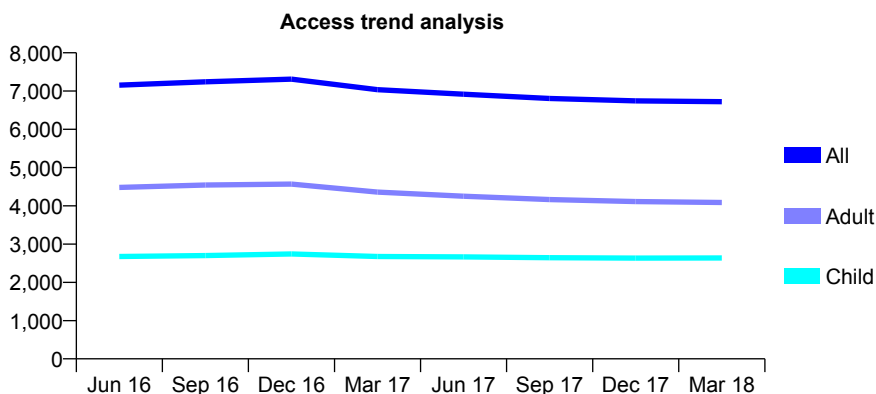
Q56 - Vital Signs At a Glance Contract Report for 109487/0001 - March 2018

Name or company name	Cambourne Dental Practice
Contract type name	GDS Contract
Purpose of contract	General
Contract start date	08/04/2011
Contract end date	

17/18 Contracted general activity (UDA)	17,913
Carry forward general activity (UDA)	-94
17/18 Contracted orthodontic activity (UOA)	0
Carry forward orthodontic activity (UOA)	0
Baseline contract value	£530,532.45

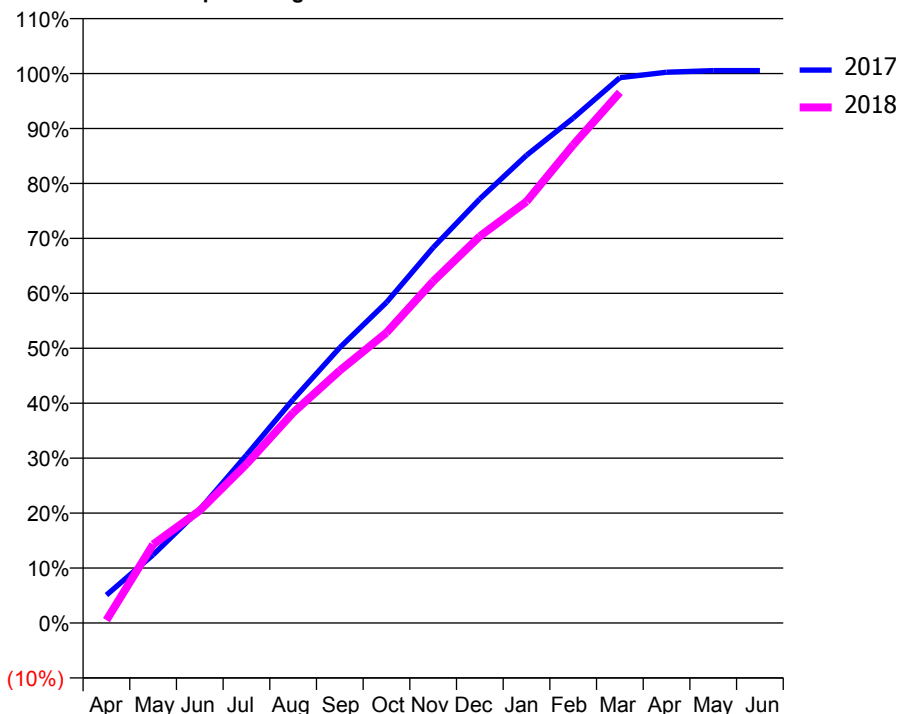
ACCESS*

Patients seen in 24 months	Total	Change since previous quarter
Quarter ending March 2017	7,035	
Quarter ending June 2017	6,916	↓
Quarter ending September 2017	6,806	↓
Quarter ending December 2017	6,745	→
Quarter ending March 2018	6,723	→
Variance since March 2017	(4.4%)	↓



ACTIVITY

Cumulative percentage of contracted UDA delivered 2017 & 2018



Month	Adjusted Scheduled Activity (UDA)	
	2017	2018
April	911	94
May	2,224	2,562
June	3,700	3,668
July	5,476	5,179
August	7,287	6,857
September	8,977	8,231
October	10,452	9,464
November	12,237	11,141
December	13,823	12,610
January	15,247	13,740
February	16,458	15,584
March	17,775	17,301
April	17,955	
May	18,007	
June	18,007	

QUALITY

	Quantity	Base Number	Contract	AT	Region	England
% of FP17s for the same patient ID Re-attending within 3 months - Children	234	4,327	5.4%	11.0%	11.6%	11.9%
% of FP17s for the same patient ID Re-attending within 3 months - Adults	676	6,118	11.0%	14.6%	15.4%	16.0%
% of FP17s for the same patient ID Re-attending between 3 & 9 months - Children	2,900	4,327	67.0%	59.6%	59.4%	58.3%
% of FP17s for the same patient ID Re-attending between 3 & 9 months - Adults	3,861	6,118	63.1%	48.5%	51.3%	50.3%
% of FP17s for Band 1 Urgent Courses	583	10,302	5.7%	9.4%	8.0%	9.1%
% of FP17s Relating to Free Repair or Replacements	65	10,302	0.6%	0.8%	0.8%	0.8%
% of FP17s Relating to Continuations	141	10,302	1.4%	1.1%	1.0%	1.0%
% of Patients satisfied with the dentistry they have received	7	7	N/A	92.3%	91.7%	91.5%
% of Patients satisfied with the time they had to wait for an appointment	7	7	N/A	87.4%	88.3%	87.9%

* This is based on patients treated on this contract for their most recent course of treatment. Figures in italics indicate the base number of FP17s or Patient Questionnaire responses are less than 100. N/A is shown where the base number of responses is less than 10 during the period. % is calculated as Quantity/Base number*100

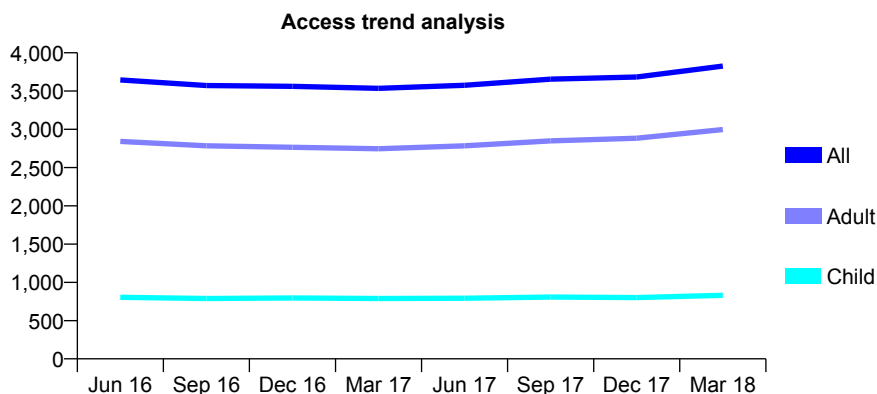
Q56 - Vital Signs At a Glance Contract Report for 110655/0001 - March 2018

Name or company name	The Toothplace Dental Surgery
Contract type name	GDS Contract
Purpose of contract	General
Contract start date	01/09/2010
Contract end date	

17/18 Contracted general activity (UDA)	13,533
Carry forward general activity (UDA)	176
17/18 Contracted orthodontic activity (UOA)	0
Carry forward orthodontic activity (UOA)	0
Baseline contract value	£342,117.95

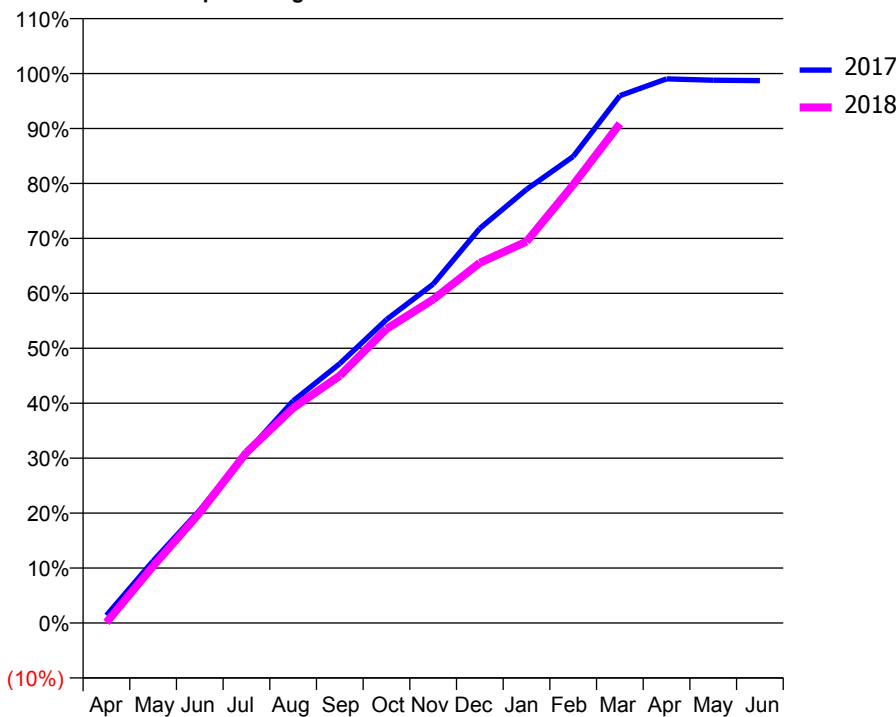
ACCESS*

Patients seen in 24 months	Total	Change since previous quarter
Quarter ending March 2017	3,535	
Quarter ending June 2017	3,576	→
Quarter ending September 2017	3,655	↑
Quarter ending December 2017	3,684	→
Quarter ending March 2018	3,827	↑
Variance since March 2017	8.3%	↑



ACTIVITY

Cumulative percentage of contracted UDA delivered 2017 & 2018



Month	Adjusted Scheduled Activity (UDA)	
	2017	2018
April	188	16
May	1,528	1,402
June	2,781	2,717
July	4,197	4,201
August	5,470	5,296
September	6,388	6,089
October	7,472	7,243
November	8,346	7,968
December	9,720	8,872
January	10,679	9,393
February	11,490	10,793
March	12,985	12,298
April	13,401	
May	13,368	
June	13,357	

QUALITY

	Quantity	Base Number	Contract	AT	Region	England
% of FP17s for the same patient ID Re-attending within 3 months - Children	103	1,345	7.7%	11.0%	11.6%	11.9%
% of FP17s for the same patient ID Re-attending within 3 months - Adults	443	4,249	10.4%	14.6%	15.4%	16.0%
% of FP17s for the same patient ID Re-attending between 3 & 9 months - Children	801	1,345	59.6%	59.6%	59.4%	58.3%
% of FP17s for the same patient ID Re-attending between 3 & 9 months - Adults	2,190	4,249	51.5%	48.5%	51.3%	50.3%
% of FP17s for Band 1 Urgent Courses	250	5,348	4.7%	9.4%	8.0%	9.1%
% of FP17s Relating to Free Repair or Replacements	24	5,348	0.4%	0.8%	0.8%	0.8%
% of FP17s Relating to Continuations	28	5,348	0.5%	1.1%	1.0%	1.0%
% of Patients satisfied with the dentistry they have received	4	4	N/A	92.3%	91.7%	91.5%
% of Patients satisfied with the time they had to wait for an appointment	4	4	N/A	87.4%	88.3%	87.9%

* This is based on patients treated on this contract for their most recent course of treatment. Figures in italics indicate the base number of FP17s or Patient Questionnaire responses are less than 100. N/A is shown where the base number of responses is less than 10 during the period. % is calculated as Quantity/Base number*100

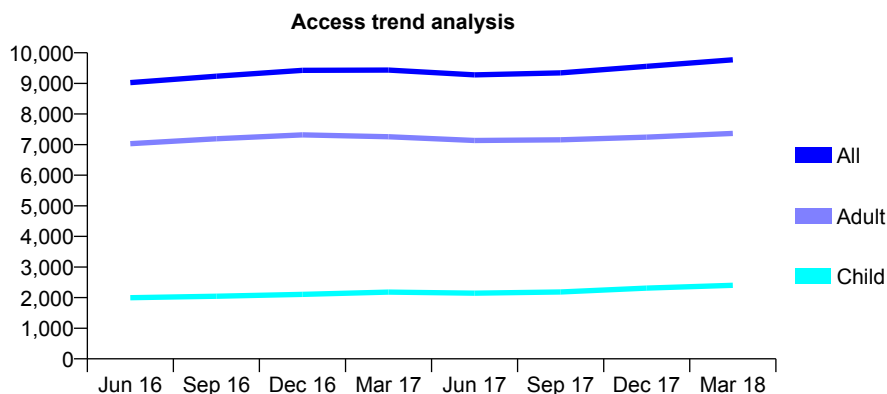
Q56 - Vital Signs At a Glance Contract Report for 110817/0001 - March 2018

Name or company name	1A Group Dental Practice Partnership
Contract type name	GDS Contract
Purpose of contract	General
Contract start date	01/04/2009
Contract end date	

17/18 Contracted general activity (UDA)	27,605
Carry forward general activity (UDA)	0
17/18 Contracted orthodontic activity (UOA)	0
Carry forward orthodontic activity (UOA)	0
Baseline contract value	£640,961.02

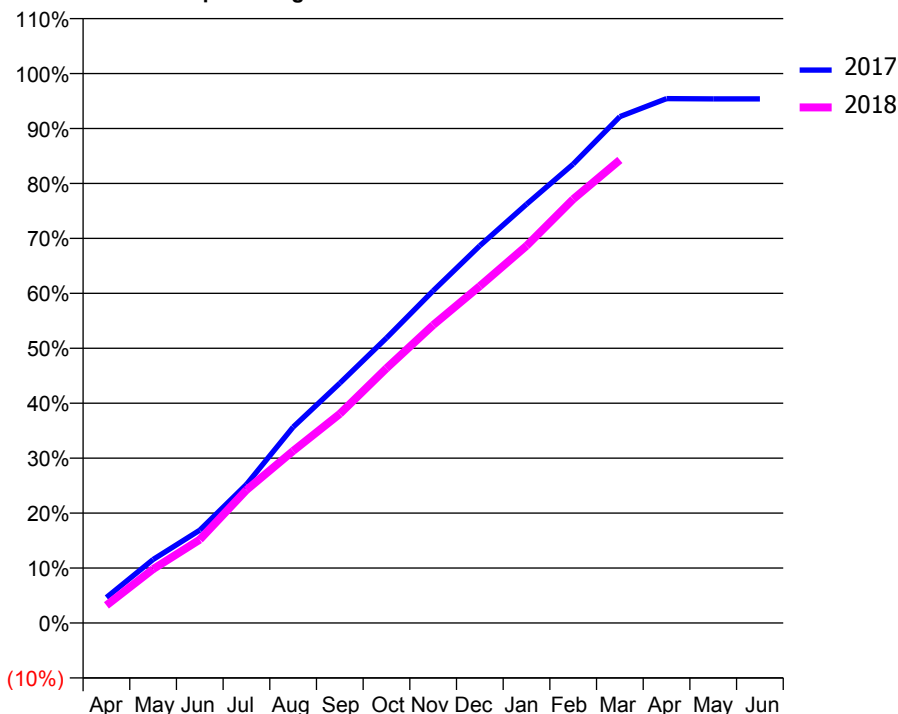
ACCESS*

Patients seen in 24 months	Total	Change since previous quarter
Quarter ending March 2017	9,437	
Quarter ending June 2017	9,281	↓
Quarter ending September 2017	9,344	→
Quarter ending December 2017	9,558	↑
Quarter ending March 2018	9,772	↑
Variance since March 2017	3.5%	↑



ACTIVITY

Cumulative percentage of contracted UDA delivered 2017 & 2018



Month	Adjusted Scheduled Activity (UDA)	
	2017	2018
April	1,244	890
May	3,094	2,711
June	4,527	4,191
July	6,755	6,683
August	9,545	8,645
September	11,684	10,509
October	13,886	12,797
November	16,188	14,966
December	18,385	16,923
January	20,408	18,946
February	22,359	21,292
March	24,673	23,263
April	25,549	
May	25,539	
June	25,539	

QUALITY

	Quantity	Base Number	Contract	AT	Region	England
% of FP17s for the same patient ID Re-attending within 3 months - Children	145	3,652	4.0%	11.0%	11.6%	11.9%
% of FP17s for the same patient ID Re-attending within 3 months - Adults	1,050	9,966	10.5%	14.6%	15.4%	16.0%
% of FP17s for the same patient ID Re-attending between 3 & 9 months - Children	2,135	3,652	58.5%	59.6%	59.4%	58.3%
% of FP17s for the same patient ID Re-attending between 3 & 9 months - Adults	4,975	9,966	49.9%	48.5%	51.3%	50.3%
% of FP17s for Band 1 Urgent Courses	926	13,152	7.0%	9.4%	8.0%	9.1%
% of FP17s Relating to Free Repair or Replacements	70	13,152	0.5%	0.8%	0.8%	0.8%
% of FP17s Relating to Continuations	95	13,152	0.7%	1.1%	1.0%	1.0%
% of Patients satisfied with the dentistry they have received	16	16	100.0%	92.3%	91.7%	91.5%
% of Patients satisfied with the time they had to wait for an appointment	12	16	75.0%	87.4%	88.3%	87.9%

* This is based on patients treated on this contract for their most recent course of treatment. Figures in italics indicate the base number of FP17s or Patient Questionnaire responses are less than 100. N/A is shown where the base number of responses is less than 10 during the period. % is calculated as Quantity/Base number*100

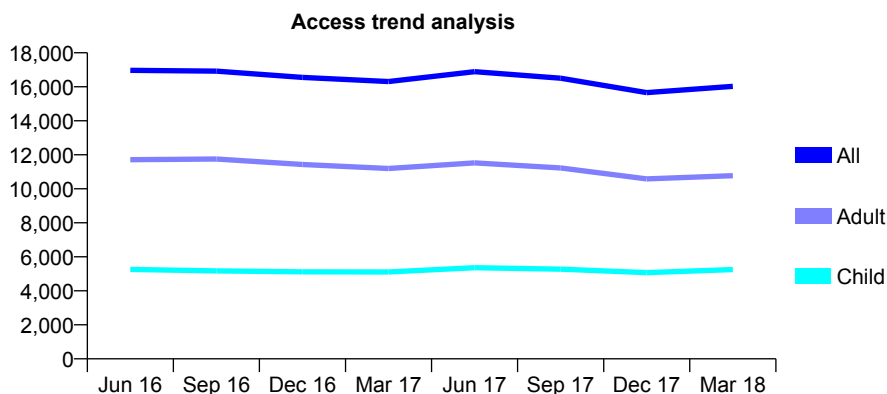
Q56 - Vital Signs At a Glance Contract Report for 110817/0002 - March 2018

Name or company name	1A Group Dental Practice Partnership
Contract type name	GDS Contract
Purpose of contract	General
Contract start date	01/04/2009
Contract end date	

17/18 Contracted general activity (UDA)	50,178
Carry forward general activity (UDA)	0
17/18 Contracted orthodontic activity (UOA)	0
Carry forward orthodontic activity (UOA)	0
Baseline contract value	£1,326,685.84

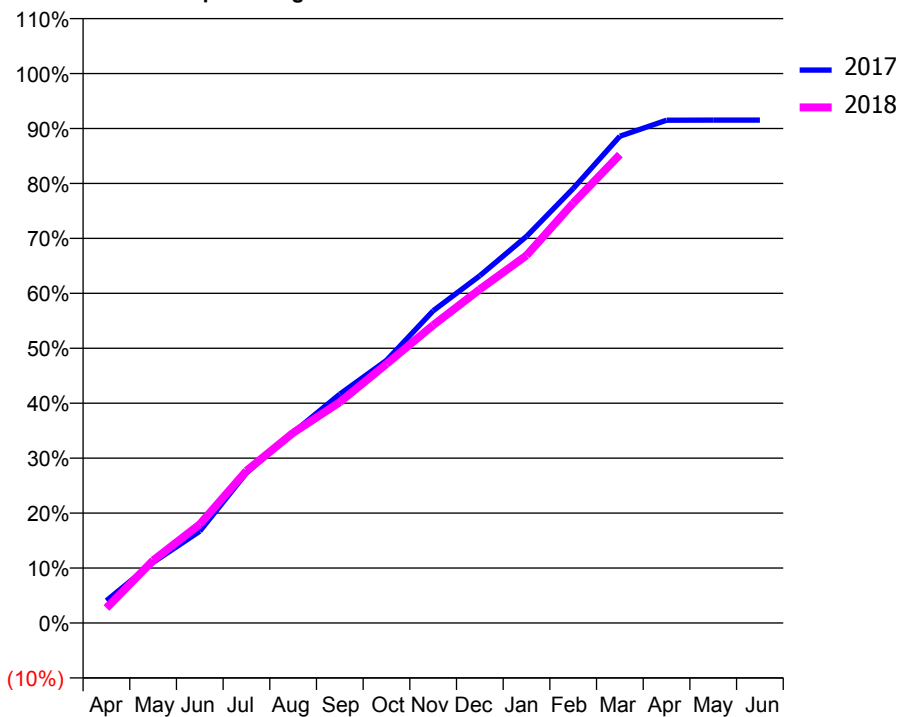
ACCESS*

Patients seen in 24 months	Total	Change since previous quarter
Quarter ending March 2017	16,306	
Quarter ending June 2017	16,887	↑
Quarter ending September 2017	16,502	↓
Quarter ending December 2017	15,657	↓
Quarter ending March 2018	16,025	↑
Variance since March 2017	(1.7%)	↓



ACTIVITY

Cumulative percentage of contracted UDA delivered 2017 & 2018



Month	Adjusted Scheduled Activity (UDA)	
	2017	2018
April	1,998	1,372
May	5,431	5,721
June	8,226	9,016
July	13,441	13,896
August	17,063	17,367
September	20,506	20,167
October	23,532	23,656
November	27,968	27,193
December	31,107	30,476
January	34,630	33,563
February	38,920	38,346
March	43,603	42,770
April	45,043	
May	45,048	
June	45,050	

QUALITY

	Quantity	Base Number	Contract	AT	Region	England
% of FP17s for the same patient ID Re-attending within 3 months - Children	452	6,836	6.6%	11.0%	11.6%	11.9%
% of FP17s for the same patient ID Re-attending within 3 months - Adults	1,546	13,139	11.8%	14.6%	15.4%	16.0%
% of FP17s for the same patient ID Re-attending between 3 & 9 months - Children	2,978	6,836	43.6%	59.6%	59.4%	58.3%
% of FP17s for the same patient ID Re-attending between 3 & 9 months - Adults	5,569	13,139	42.4%	48.5%	51.3%	50.3%
% of FP17s for Band 1 Urgent Courses	1,469	18,928	7.8%	9.4%	8.0%	9.1%
% of FP17s Relating to Free Repair or Replacements	72	18,928	0.4%	0.8%	0.8%	0.8%
% of FP17s Relating to Continuations	215	18,928	1.1%	1.1%	1.0%	1.0%
% of Patients satisfied with the dentistry they have received	8	9	N/A	92.3%	91.7%	91.5%
% of Patients satisfied with the time they had to wait for an appointment	8	9	N/A	87.4%	88.3%	87.9%

* This is based on patients treated on this contract for their most recent course of treatment. Figures in italics indicate the base number of FP17s or Patient Questionnaire responses are less than 100. N/A is shown where the base number of responses is less than 10 during the period. % is calculated as Quantity/Base number*100

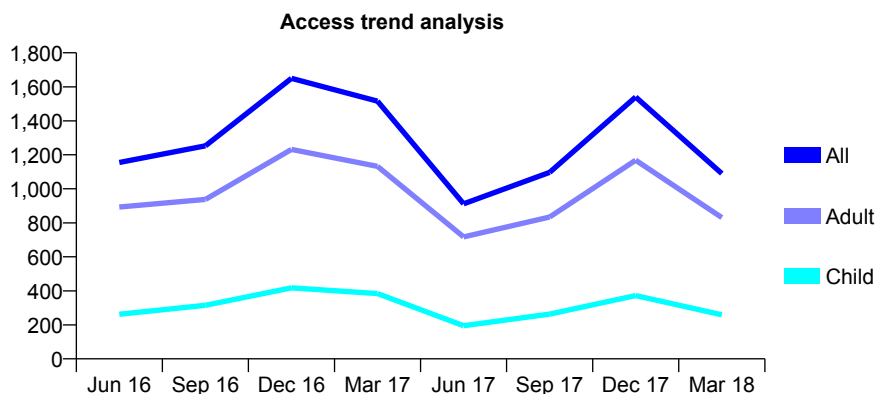
Q56 - Vital Signs At a Glance Contract Report for 110817/0003 - March 2018

Name or company name	1A Group Dental Practice Partnership
Contract type name	GDS Contract
Purpose of contract	General
Contract start date	01/04/2009
Contract end date	31/12/2017

17/18 Contracted general activity (UDA)	2,860
Carry forward general activity (UDA)	70
17/18 Contracted orthodontic activity (UOA)	0
Carry forward orthodontic activity (UOA)	0
Baseline contract value	£72,024.72

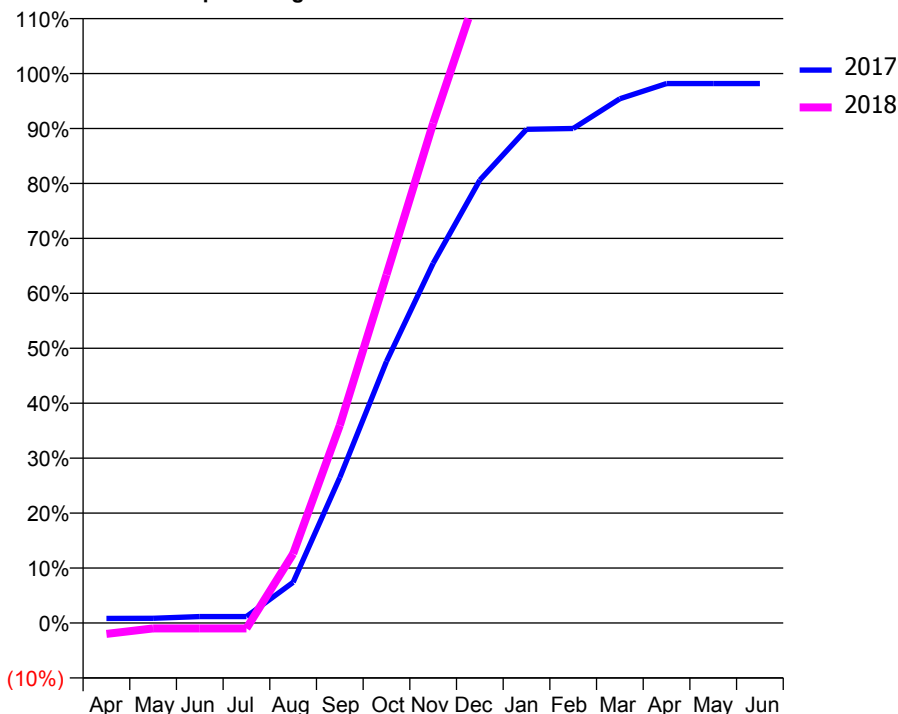
ACCESS*

Patients seen in 24 months	Total	Change since previous quarter
Quarter ending March 2017	1,516	
Quarter ending June 2017	912	↓
Quarter ending September 2017	1,097	↑
Quarter ending December 2017	1,540	↑
Quarter ending March 2018	1,090	↓
Variance since March 2017	(28.1%)	↓



ACTIVITY

Cumulative percentage of contracted UDA delivered 2017 & 2018



Month	Adjusted Scheduled Activity (UDA)	
	2017	2018
April	32	-57
May	33	-29
June	45	-29
July	45	-29
August	283	360
September	1,010	1,029
October	1,815	1,812
November	2,496	2,602
December	3,073	3,322
January	3,426	3,454
February	3,432	3,610
March	3,637	3,610
April	3,743	
May	3,743	
June	3,743	

QUALITY

	Quantity	Base Number	Contract	AT	Region	England
% of FP17s for the same patient ID Re-attending within 3 months - Children	13	401	3.2%	11.0%	11.6%	11.9%
% of FP17s for the same patient ID Re-attending within 3 months - Adults	64	1,198	5.3%	14.6%	15.4%	16.0%
% of FP17s for the same patient ID Re-attending between 3 & 9 months - Children	27	401	6.7%	59.6%	59.4%	58.3%
% of FP17s for the same patient ID Re-attending between 3 & 9 months - Adults	99	1,198	8.3%	48.5%	51.3%	50.3%
% of FP17s for Band 1 Urgent Courses	109	1,555	7.0%	9.4%	8.0%	9.1%
% of FP17s Relating to Free Repair or Replacements	6	1,555	0.4%	0.8%	0.8%	0.8%
% of FP17s Relating to Continuations	14	1,555	0.9%	1.1%	1.0%	1.0%
% of Patients satisfied with the dentistry they have received	0	0	N/A	92.3%	91.7%	91.5%
% of Patients satisfied with the time they had to wait for an appointment	0	0	N/A	87.4%	88.3%	87.9%

* This is based on patients treated on this contract for their most recent course of treatment. Figures in italics indicate the base number of FP17s or Patient Questionnaire responses are less than 100. N/A is shown where the base number of responses is less than 10 during the period. % is calculated as Quantity/Base number*100

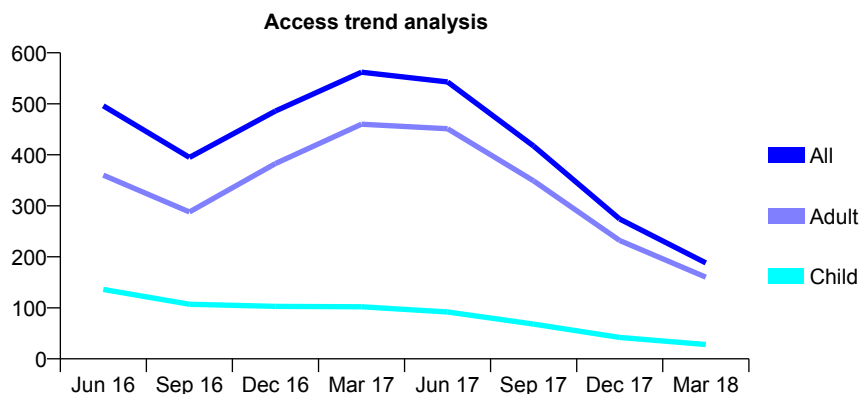
Q56 - Vital Signs At a Glance Contract Report for 110817/0004 - March 2018

Name or company name	1A Group Dental Practice Partnership
Contract type name	GDS Contract
Purpose of contract	General
Contract start date	01/04/2009
Contract end date	31/12/2017

17/18 Contracted general activity (UDA)	2,491
Carry forward general activity (UDA)	0
17/18 Contracted orthodontic activity (UOA)	0
Carry forward orthodontic activity (UOA)	0
Baseline contract value	£62,731.21

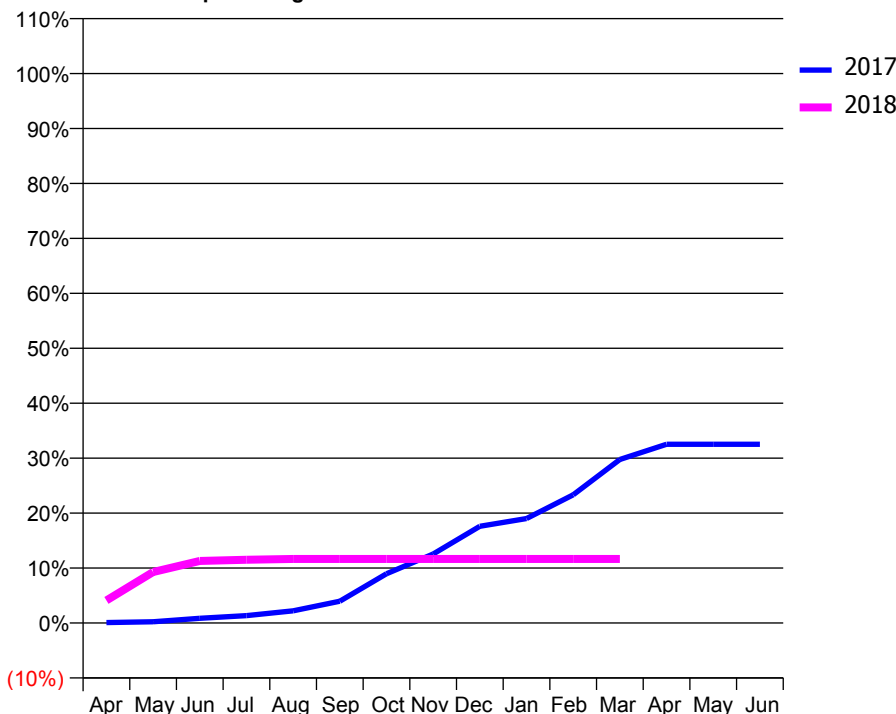
ACCESS*

Patients seen in 24 months	Total	Change since previous quarter
Quarter ending March 2017	562	
Quarter ending June 2017	543	↓
Quarter ending September 2017	417	↓
Quarter ending December 2017	274	↓
Quarter ending March 2018	188	↓
Variance since March 2017	(66.5%)	↓



ACTIVITY

Cumulative percentage of contracted UDA delivered 2017 & 2018



Month	Adjusted Scheduled Activity (UDA)	
	2017	2018
April	3	102
May	8	231
June	29	282
July	45	287
August	74	291
September	132	291
October	298	291
November	417	291
December	585	291
January	631	291
February	775	291
March	988	291
April	1,080	
May	1,080	
June	1,080	

QUALITY

	Quantity	Base Number	Contract	AT	Region	England
% of FP17s for the same patient ID Re-attending within 3 months - Children	1	28	3.6%	11.0%	11.6%	11.9%
% of FP17s for the same patient ID Re-attending within 3 months - Adults	4	133	3.0%	14.6%	15.4%	16.0%
% of FP17s for the same patient ID Re-attending between 3 & 9 months - Children	13	28	46.4%	59.6%	59.4%	58.3%
% of FP17s for the same patient ID Re-attending between 3 & 9 months - Adults	47	133	35.3%	48.5%	51.3%	50.3%
% of FP17s for Band 1 Urgent Courses	8	120	6.7%	9.4%	8.0%	9.1%
% of FP17s Relating to Free Repair or Replacements	0	120	0.0%	0.8%	0.8%	0.8%
% of FP17s Relating to Continuations	0	120	0.0%	1.1%	1.0%	1.0%
% of Patients satisfied with the dentistry they have received	0	0	N/A	92.3%	91.7%	91.5%
% of Patients satisfied with the time they had to wait for an appointment	0	0	N/A	87.4%	88.3%	87.9%

* This is based on patients treated on this contract for their most recent course of treatment. Figures in italics indicate the base number of FP17s or Patient Questionnaire responses are less than 100. N/A is shown where the base number of responses is less than 10 during the period. % is calculated as Quantity/Base number*100

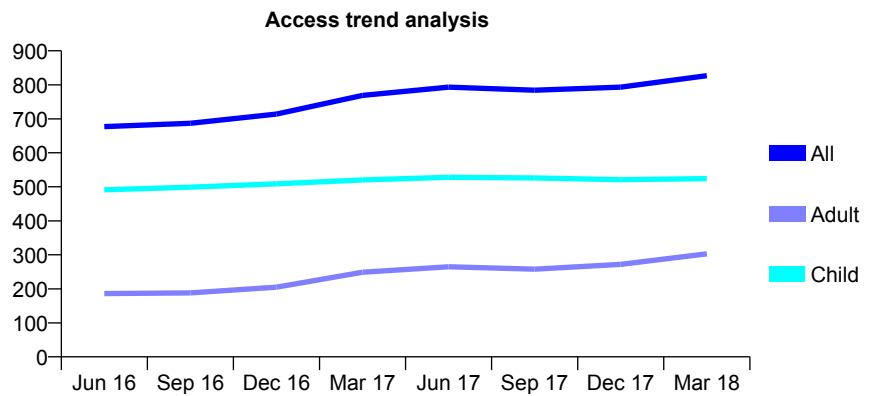
Q56 - Vital Signs At a Glance Contract Report for 112720/0001 - March 2018

Name or company name	Golden Triangle Practice LLP
Contract type name	GDS Contract
Purpose of contract	General
Contract start date	01/04/2008
Contract end date	

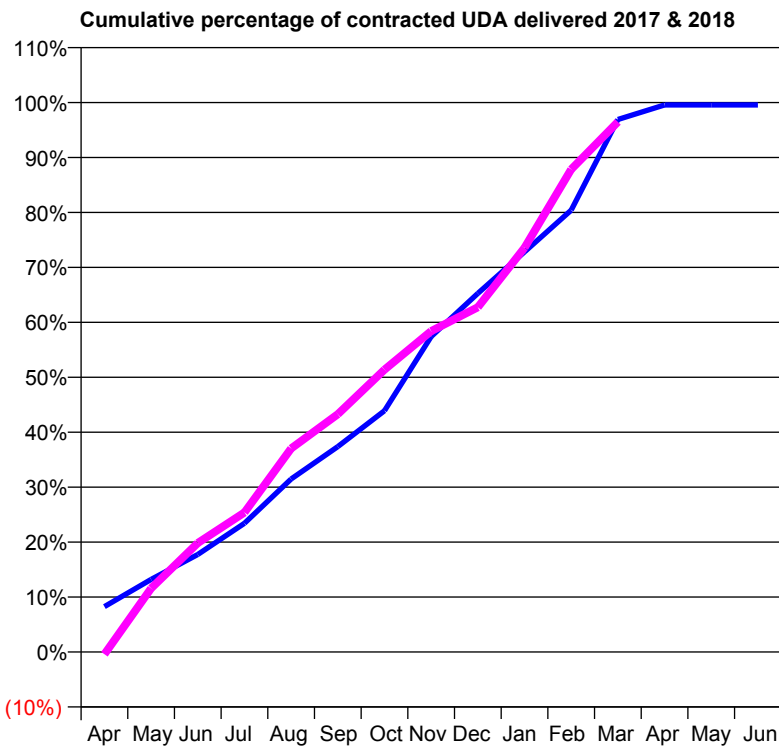
17/18 Contracted general activity (UDA)	2,303
Carry forward general activity (UDA)	10
17/18 Contracted orthodontic activity (UOA)	0
Carry forward orthodontic activity (UOA)	0
Baseline contract value	£64,639.90

ACCESS*

Patients seen in 24 months	Total	Change since previous quarter
Quarter ending March 2017	769	
Quarter ending June 2017	793	↑
Quarter ending September 2017	784	↓
Quarter ending December 2017	793	→
Quarter ending March 2018	827	↑
Variance since March 2017	7.5%	↑



ACTIVITY



Month	Adjusted Scheduled Activity (UDA)	
	2017	2018
April	190	-10
May	304	267
June	409	457
July	540	585
August	725	853
September	861	997
October	1,011	1,184
November	1,322	1,345
December	1,503	1,445
January	1,677	1,694
February	1,852	2,023
March	2,232	2,222
April	2,293	
May	2,293	
June	2,293	

QUALITY

	Quantity	Base Number	Contract	AT	Region	England
% of FP17s for the same patient ID Re-attending within 3 months - Children	62	809	7.7%	11.0%	11.6%	11.9%
% of FP17s for the same patient ID Re-attending within 3 months - Adults	28	219	12.8%	14.6%	15.4%	16.0%
% of FP17s for the same patient ID Re-attending between 3 & 9 months - Children	511	809	63.2%	59.6%	59.4%	58.3%
% of FP17s for the same patient ID Re-attending between 3 & 9 months - Adults	86	219	39.3%	48.5%	51.3%	50.3%
% of FP17s for Band 1 Urgent Courses	85	1,009	8.4%	9.4%	8.0%	9.1%
% of FP17s Relating to Free Repair or Replacements	0	1,009	0.0%	0.8%	0.8%	0.8%
% of FP17s Relating to Continuations	3	1,009	0.3%	1.1%	1.0%	1.0%
% of Patients satisfied with the dentistry they have received	1	1	N/A	92.3%	91.7%	91.5%
% of Patients satisfied with the time they had to wait for an appointment	1	1	N/A	87.4%	88.3%	87.9%

* This is based on patients treated on this contract for their most recent course of treatment. Figures in italics indicate the base number of FP17s or Patient Questionnaire responses are less than 100. N/A is shown where the base number of responses is less than 10 during the period. % is calculated as Quantity/Base number*100

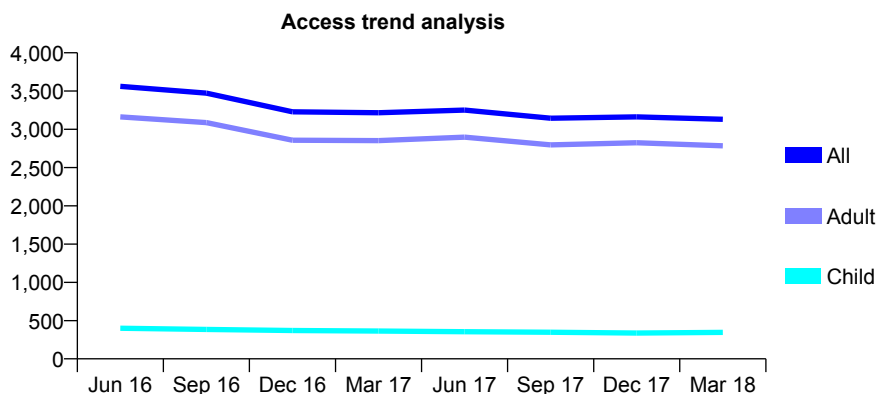
Q56 - Vital Signs At a Glance Contract Report for 117455/0001 - March 2018

Name or company name	UEA Dentists
Contract type name	GDS Contract
Purpose of contract	General
Contract start date	01/03/2012
Contract end date	

17/18 Contracted general activity (UDA)	8,680
Carry forward general activity (UDA)	0
17/18 Contracted orthodontic activity (UOA)	0
Carry forward orthodontic activity (UOA)	0
Baseline contract value	£257,949.87

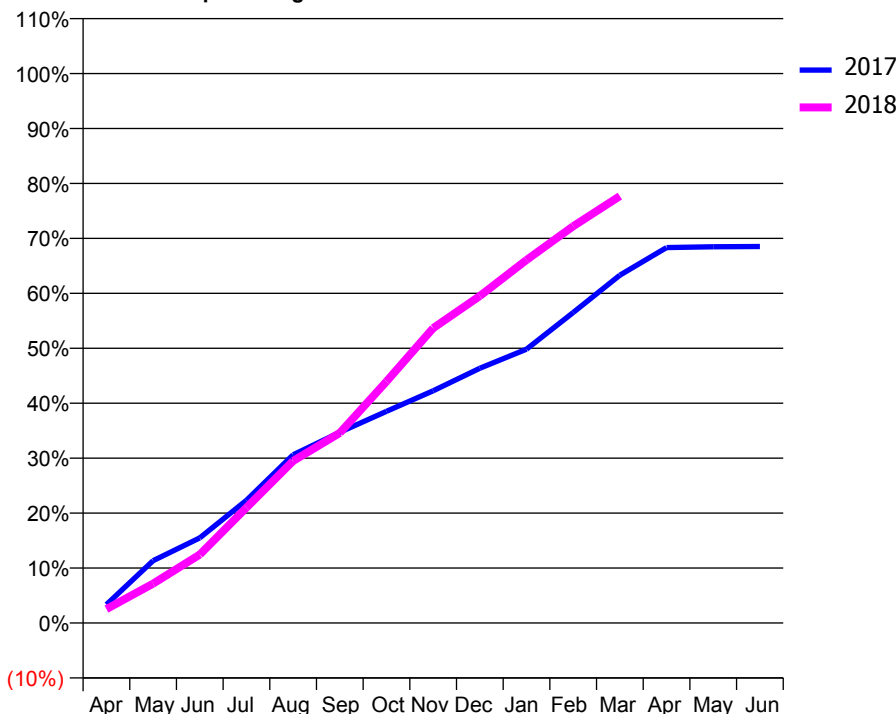
ACCESS*

Patients seen in 24 months	Total	Change since previous quarter
Quarter ending March 2017	3,216	
Quarter ending June 2017	3,251	→
Quarter ending September 2017	3,145	↓
Quarter ending December 2017	3,162	→
Quarter ending March 2018	3,131	→
Variance since March 2017	(2.6%)	↓



ACTIVITY

Cumulative percentage of contracted UDA delivered 2017 & 2018



Month	Adjusted Scheduled Activity (UDA)	
	2017	2018
April	292	219
May	984	623
June	1,345	1,082
July	1,940	1,824
August	2,658	2,561
September	3,013	3,002
October	3,343	3,815
November	3,668	4,659
December	4,025	5,165
January	4,326	5,735
February	4,904	6,268
March	5,495	6,743
April	5,931	
May	5,943	
June	5,947	

QUALITY

	Quantity	Base Number	Contract	AT	Region	England
% of FP17s for the same patient ID Re-attending within 3 months - Children	31	519	6.0%	11.0%	11.6%	11.9%
% of FP17s for the same patient ID Re-attending within 3 months - Adults	479	3,311	14.5%	14.6%	15.4%	16.0%
% of FP17s for the same patient ID Re-attending between 3 & 9 months - Children	308	519	59.3%	59.6%	59.4%	58.3%
% of FP17s for the same patient ID Re-attending between 3 & 9 months - Adults	1,142	3,311	34.5%	48.5%	51.3%	50.3%
% of FP17s for Band 1 Urgent Courses	660	3,599	18.3%	9.4%	8.0%	9.1%
% of FP17s Relating to Free Repair or Replacements	2	3,599	0.1%	0.8%	0.8%	0.8%
% of FP17s Relating to Continuations	33	3,599	0.9%	1.1%	1.0%	1.0%
% of Patients satisfied with the dentistry they have received	0	0	N/A	92.3%	91.7%	91.5%
% of Patients satisfied with the time they had to wait for an appointment	0	0	N/A	87.4%	88.3%	87.9%

* This is based on patients treated on this contract for their most recent course of treatment. Figures in italics indicate the base number of FP17s or Patient Questionnaire responses are less than 100. N/A is shown where the base number of responses is less than 10 during the period. % is calculated as Quantity/Base number*100

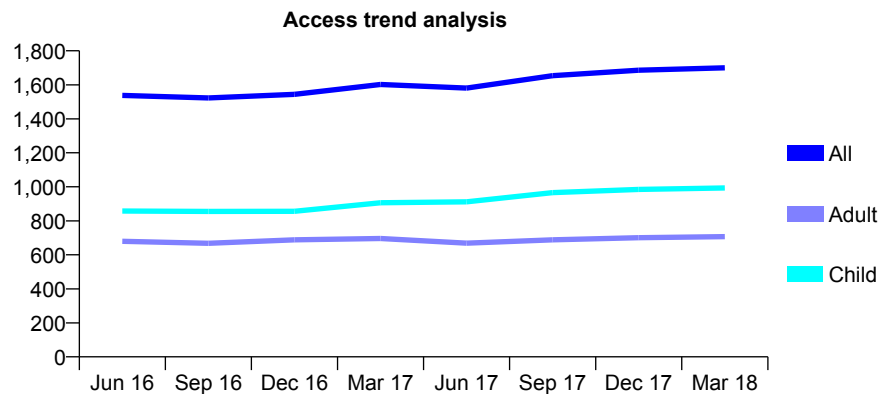
Q56 - Vital Signs At a Glance Contract Report for 117501/0001 - March 2018

Name or company name	The High Street Dental Practice
Contract type name	GDS Contract
Purpose of contract	General
Contract start date	01/10/2010
Contract end date	

17/18 Contracted general activity (UDA)	4,321
Carry forward general activity (UDA)	0
17/18 Contracted orthodontic activity (UOA)	0
Carry forward orthodontic activity (UOA)	0
Baseline contract value	£95,441.07

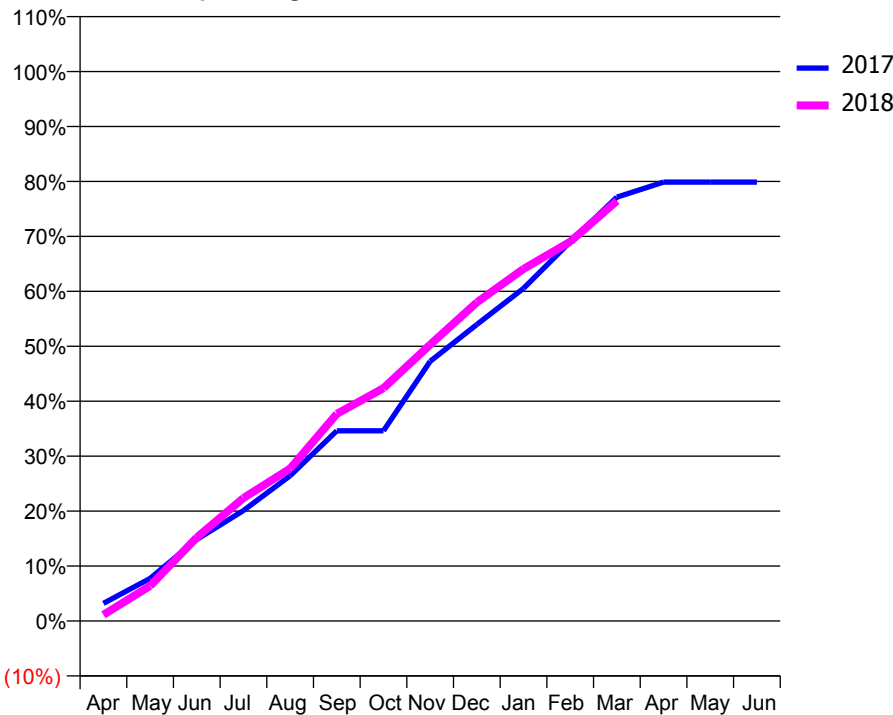
ACCESS*

Patients seen in 24 months	Total	Change since previous quarter
Quarter ending March 2017	1,602	
Quarter ending June 2017	1,581	↓
Quarter ending September 2017	1,654	↑
Quarter ending December 2017	1,686	→
Quarter ending March 2018	1,700	→
Variance since March 2017	6.1%	↑



ACTIVITY

Cumulative percentage of contracted UDA delivered 2017 & 2018



Month	Adjusted Scheduled Activity (UDA)	
	2017	2018
April	139	48
May	335	276
June	641	657
July	869	967
August	1,143	1,199
September	1,496	1,629
October	1,496	1,832
November	2,042	2,173
December	2,332	2,505
January	2,615	2,769
February	2,981	2,982
March	3,333	3,304
April	3,452	
May	3,452	
June	3,452	

QUALITY

	Quantity	Base Number	Contract	AT	Region	England
% of FP17s for the same patient ID Re-attending within 3 months - Children	103	1,612	6.4%	11.0%	11.6%	11.9%
% of FP17s for the same patient ID Re-attending within 3 months - Adults	83	732	11.3%	14.6%	15.4%	16.0%
% of FP17s for the same patient ID Re-attending between 3 & 9 months - Children	1,027	1,612	63.7%	59.6%	59.4%	58.3%
% of FP17s for the same patient ID Re-attending between 3 & 9 months - Adults	308	732	42.1%	48.5%	51.3%	50.3%
% of FP17s for Band 1 Urgent Courses	73	2,269	3.2%	9.4%	8.0%	9.1%
% of FP17s Relating to Free Repair or Replacements	0	2,269	0.0%	0.8%	0.8%	0.8%
% of FP17s Relating to Continuations	50	2,269	2.2%	1.1%	1.0%	1.0%
% of Patients satisfied with the dentistry they have received	1	1	N/A	92.3%	91.7%	91.5%
% of Patients satisfied with the time they had to wait for an appointment	1	1	N/A	87.4%	88.3%	87.9%

* This is based on patients treated on this contract for their most recent course of treatment. Figures in italics indicate the base number of FP17s or Patient Questionnaire responses are less than 100. N/A is shown where the base number of responses is less than 10 during the period. % is calculated as Quantity/Base number*100

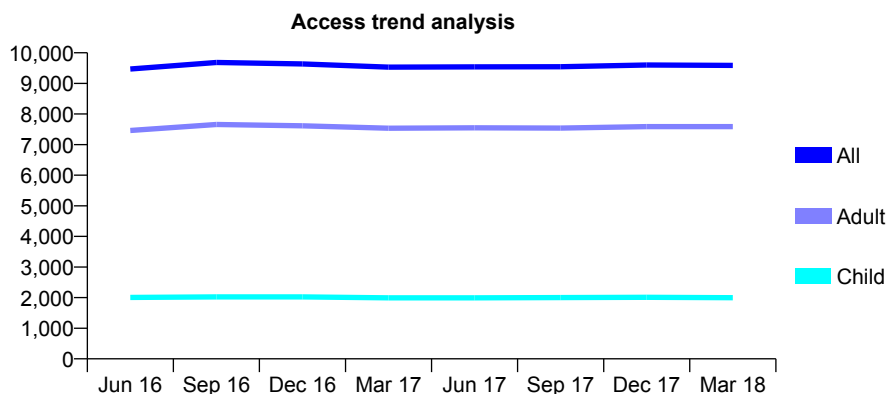
Q56 - Vital Signs At a Glance Contract Report for 117994/0001 - March 2018

Name or company name	Wensleydale Dental Practice
Contract type name	GDS Contract
Purpose of contract	General
Contract start date	01/07/2011
Contract end date	

17/18 Contracted general activity (UDA)	32,267
Carry forward general activity (UDA)	-340
17/18 Contracted orthodontic activity (UOA)	0
Carry forward orthodontic activity (UOA)	0
Baseline contract value	£820,700.10

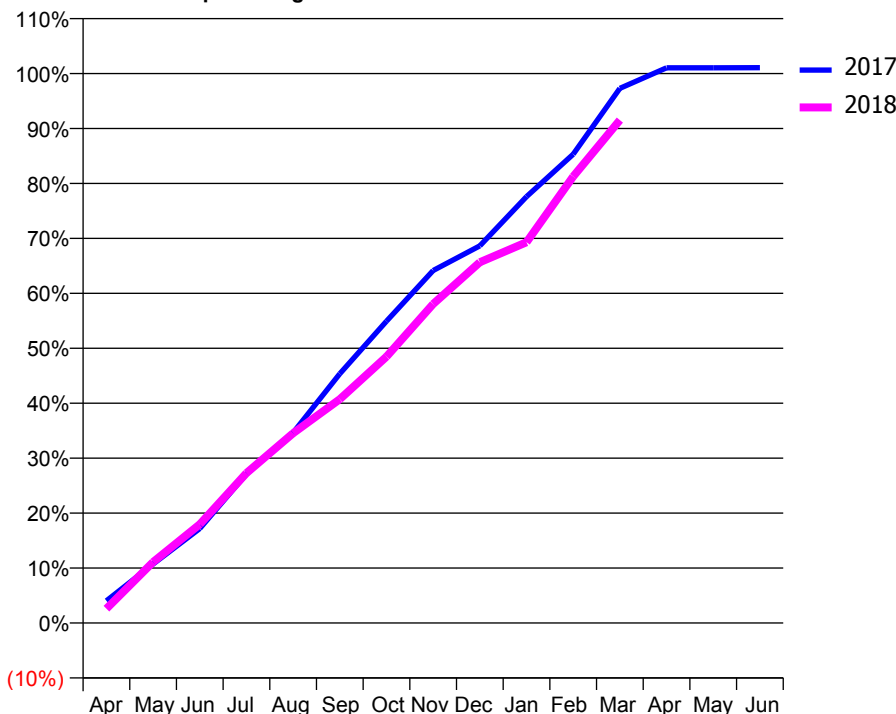
ACCESS*

Patients seen in 24 months	Total	Change since previous quarter
Quarter ending March 2017	9,530	
Quarter ending June 2017	9,542	→
Quarter ending September 2017	9,545	→
Quarter ending December 2017	9,603	→
Quarter ending March 2018	9,587	→
Variance since March 2017	0.6%	→



ACTIVITY

Cumulative percentage of contracted UDA delivered 2017 & 2018



Month	Adjusted Scheduled Activity (UDA)	
	2017	2018
April	1,300	843
May	3,463	3,583
June	5,550	5,801
July	8,749	8,805
August	11,177	11,145
September	14,639	13,144
October	17,726	15,644
November	20,702	18,736
December	22,148	21,181
January	25,040	22,355
February	27,524	26,221
March	31,396	29,535
April	32,600	
May	32,604	
June	32,607	

QUALITY

	Quantity	Base Number	Contract	AT	Region	England
% of FP17s for the same patient ID Re-attending within 3 months - Children	211	3,154	6.7%	11.0%	11.6%	11.9%
% of FP17s for the same patient ID Re-attending within 3 months - Adults	1,490	11,410	13.1%	14.6%	15.4%	16.0%
% of FP17s for the same patient ID Re-attending between 3 & 9 months - Children	2,099	3,154	66.6%	59.6%	59.4%	58.3%
% of FP17s for the same patient ID Re-attending between 3 & 9 months - Adults	7,529	11,410	66.0%	48.5%	51.3%	50.3%
% of FP17s for Band 1 Urgent Courses	820	14,136	5.8%	9.4%	8.0%	9.1%
% of FP17s Relating to Free Repair or Replacements	163	14,136	1.2%	0.8%	0.8%	0.8%
% of FP17s Relating to Continuations	47	14,136	0.3%	1.1%	1.0%	1.0%
% of Patients satisfied with the dentistry they have received	12	12	100.0%	92.3%	91.7%	91.5%
% of Patients satisfied with the time they had to wait for an appointment	10	12	83.3%	87.4%	88.3%	87.9%

* This is based on patients treated on this contract for their most recent course of treatment. Figures in italics indicate the base number of FP17s or Patient Questionnaire responses are less than 100. N/A is shown where the base number of responses is less than 10 during the period. % is calculated as Quantity/Base number*100

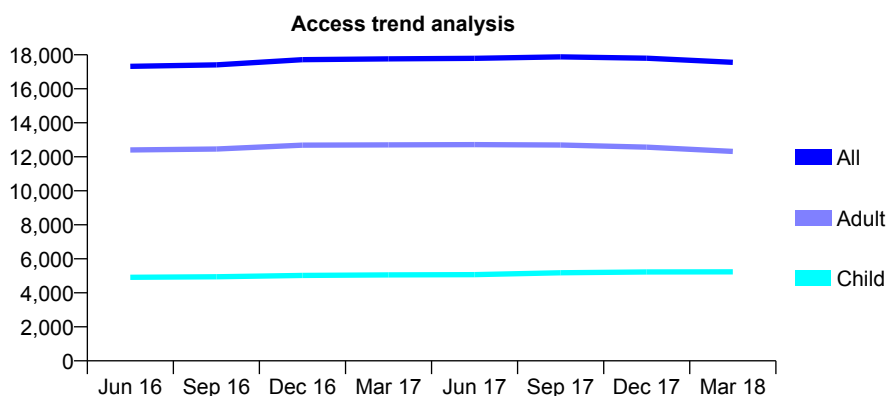
Q56 - Vital Signs At a Glance Contract Report for 118036/0001 - March 2018

Name or company name	DU TOIT & BURGER PARTNERSHIP (IPS)
Contract type name	GDS Contract
Purpose of contract	General and Orthodontic
Contract start date	01/04/2007
Contract end date	

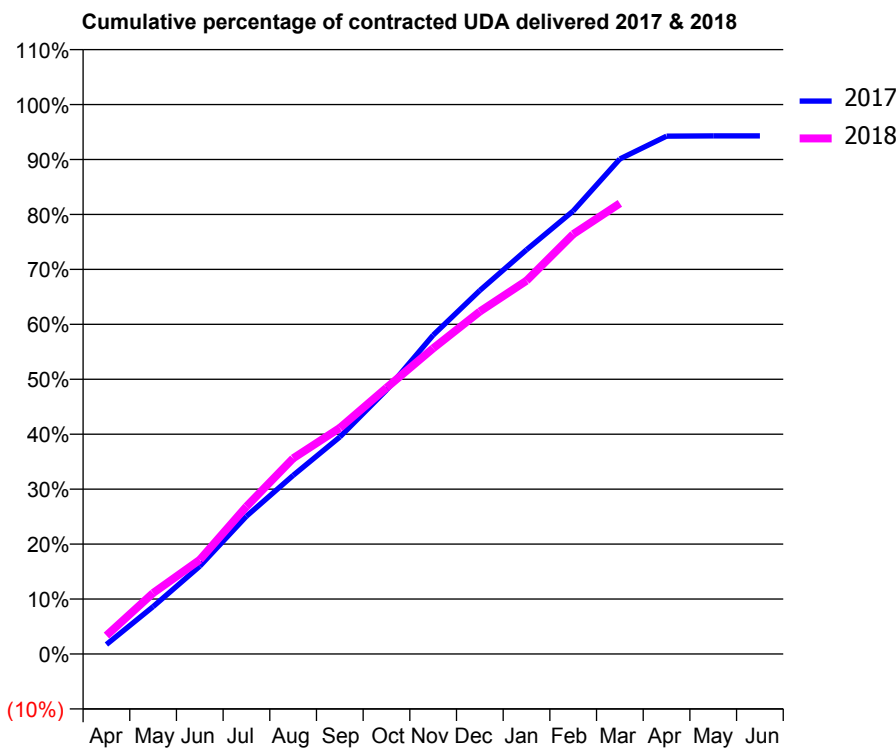
17/18 Contracted general activity (UDA)	42,501
Carry forward general activity (UDA)	0
17/18 Contracted orthodontic activity (UOA)	7,184
Carry forward orthodontic activity (UOA)	-144
Baseline contract value	£1,455,605.56

ACCESS*

Patients seen in 24 months	Total	Change since previous quarter
Quarter ending March 2017	17,762	
Quarter ending June 2017	17,794	→
Quarter ending September 2017	17,875	→
Quarter ending December 2017	17,797	→
Quarter ending March 2018	17,554	↓
Variance since March 2017	(1.2%)	↓



ACTIVITY



Month	Adjusted Scheduled Activity (UDA)	
	2017	2018
April	738	1,427
May	3,665	4,717
June	6,787	7,287
July	10,663	11,408
August	13,812	15,131
September	16,785	17,488
October	20,413	20,591
November	24,668	23,647
December	28,122	26,493
January	31,265	28,873
February	34,265	32,470
March	38,289	34,853
April	40,049	
May	40,069	
June	40,070	

QUALITY

	Quantity	Base Number	Contract	AT	Region	England
% of FP17s for the same patient ID Re-attending within 3 months - Children	692	8,935	7.7%	11.0%	11.6%	11.9%
% of FP17s for the same patient ID Re-attending within 3 months - Adults	961	13,408	7.2%	14.6%	15.4%	16.0%
% of FP17s for the same patient ID Re-attending between 3 & 9 months - Children	5,984	8,935	67.0%	59.6%	59.4%	58.3%
% of FP17s for the same patient ID Re-attending between 3 & 9 months - Adults	5,275	13,408	39.3%	48.5%	51.3%	50.3%
% of FP17s for Band 1 Urgent Courses	1,115	20,693	5.4%	9.4%	8.0%	9.1%
% of FP17s Relating to Free Repair or Replacements	68	20,693	0.3%	0.8%	0.8%	0.8%
% of FP17s Relating to Continuations	140	20,693	0.7%	1.1%	1.0%	1.0%
% of Patients satisfied with the dentistry they have received	7	9	N/A	92.3%	91.7%	91.5%
% of Patients satisfied with the time they had to wait for an appointment	6	9	N/A	87.4%	88.3%	87.9%

* This is based on patients treated on this contract for their most recent course of treatment. Figures in italics indicate the base number of FP17s or Patient Questionnaire responses are less than 100. N/A is shown where the base number of responses is less than 10 during the period. % is calculated as Quantity/Base number*100

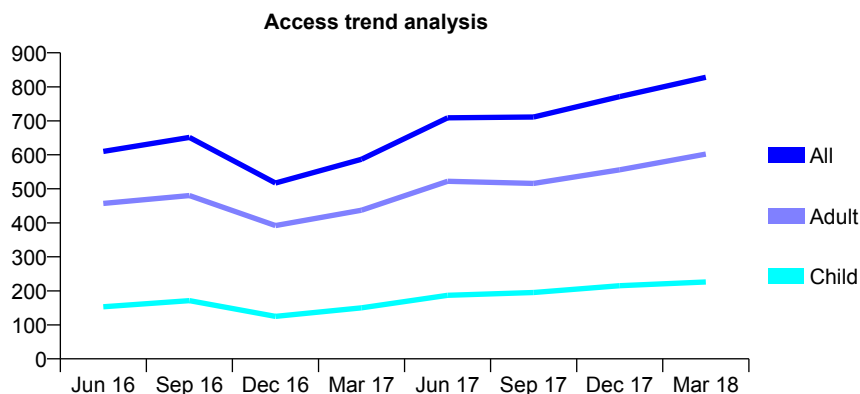
Q56 - Vital Signs At a Glance Contract Report for 119113/0001 - March 2018

Name or company name	Onefiveseven Partnership
Contract type name	GDS Contract
Purpose of contract	General
Contract start date	12/10/2009
Contract end date	

17/18 Contracted general activity (UDA)	1,189
Carry forward general activity (UDA)	-24
17/18 Contracted orthodontic activity (UOA)	0
Carry forward orthodontic activity (UOA)	0
Baseline contract value	£29,809.73

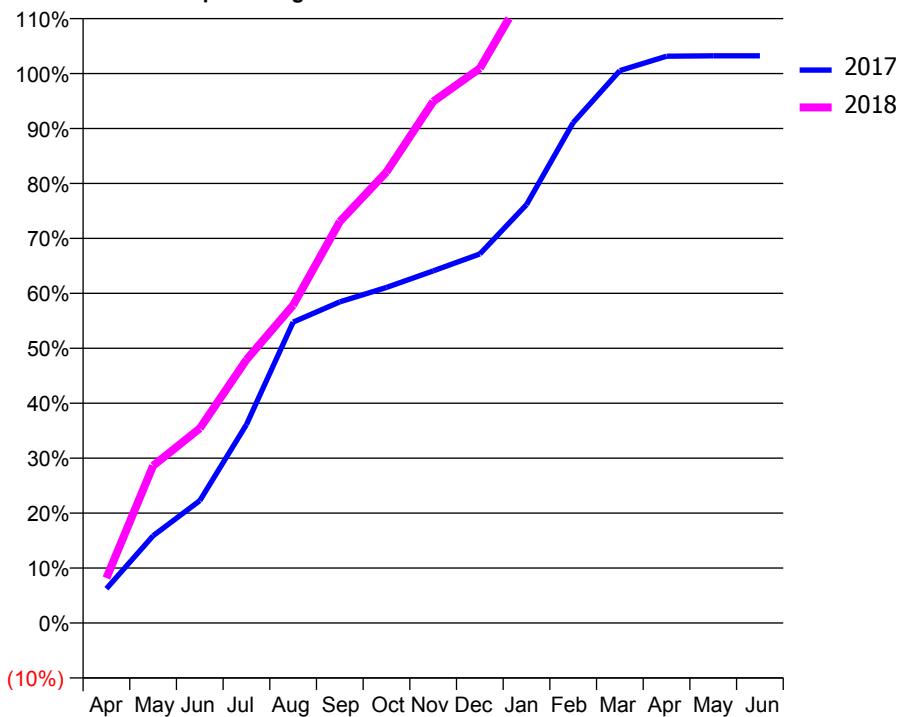
ACCESS*

Patients seen in 24 months	Total	Change since previous quarter
Quarter ending March 2017	587	
Quarter ending June 2017	709	↑
Quarter ending September 2017	711	→
Quarter ending December 2017	771	↑
Quarter ending March 2018	828	↑
Variance since March 2017	41.1%	↑



ACTIVITY

Cumulative percentage of contracted UDA delivered 2017 & 2018



Month	Adjusted Scheduled Activity (UDA)	
	2017	2018
April	74	97
May	189	340
June	265	421
July	429	570
August	651	688
September	695	869
October	726	976
November	762	1,128
December	799	1,200
January	905	1,373
February	1,083	1,559
March	1,195	1,731
April	1,226	
May	1,227	
June	1,227	

QUALITY

	Quantity	Base Number	Contract	AT	Region	England
% of FP17s for the same patient ID Re-attending within 3 months - Children	9	344	2.6%	11.0%	11.6%	11.9%
% of FP17s for the same patient ID Re-attending within 3 months - Adults	70	880	8.0%	14.6%	15.4%	16.0%
% of FP17s for the same patient ID Re-attending between 3 & 9 months - Children	161	344	46.8%	59.6%	59.4%	58.3%
% of FP17s for the same patient ID Re-attending between 3 & 9 months - Adults	409	880	46.5%	48.5%	51.3%	50.3%
% of FP17s for Band 1 Urgent Courses	69	1,200	5.8%	9.4%	8.0%	9.1%
% of FP17s Relating to Free Repair or Replacements	0	1,200	0.0%	0.8%	0.8%	0.8%
% of FP17s Relating to Continuations	23	1,200	1.9%	1.1%	1.0%	1.0%
% of Patients satisfied with the dentistry they have received	1	1	N/A	92.3%	91.7%	91.5%
% of Patients satisfied with the time they had to wait for an appointment	1	1	N/A	87.4%	88.3%	87.9%

* This is based on patients treated on this contract for their most recent course of treatment. Figures in italics indicate the base number of FP17s or Patient Questionnaire responses are less than 100. N/A is shown where the base number of responses is less than 10 during the period. % is calculated as Quantity/Base number*100

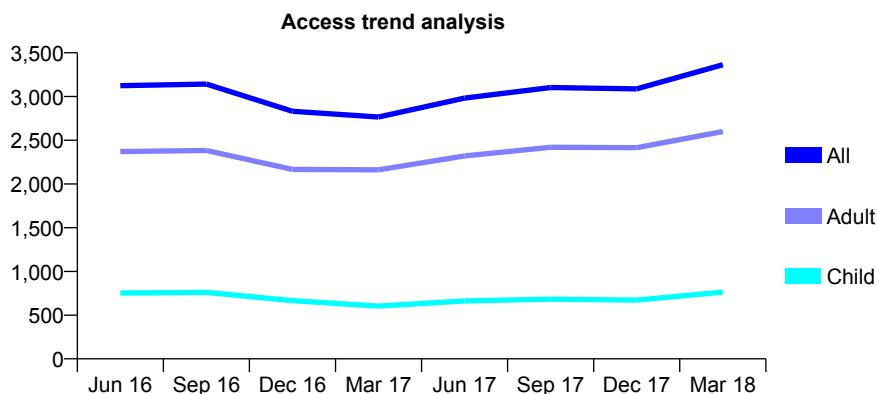
Q56 - Vital Signs At a Glance Contract Report for 119210/0001 - March 2018

Name or company name	Dr K A Fagher & Dr A Surti
Contract type name	GDS Contract
Purpose of contract	General
Contract start date	01/07/2011
Contract end date	

17/18 Contracted general activity (UDA)	8,918
Carry forward general activity (UDA)	0
17/18 Contracted orthodontic activity (UOA)	0
Carry forward orthodontic activity (UOA)	0
Baseline contract value	£208,401.85

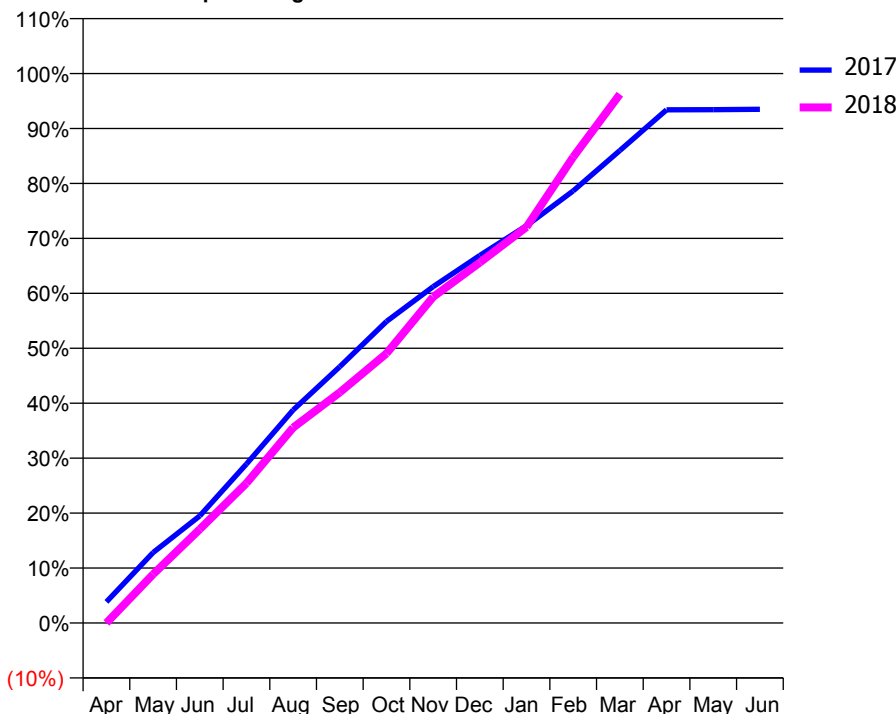
ACCESS*

Patients seen in 24 months	Total	Change since previous quarter
Quarter ending March 2017	2,765	
Quarter ending June 2017	2,983	↑
Quarter ending September 2017	3,103	↑
Quarter ending December 2017	3,087	→
Quarter ending March 2018	3,363	↑
Variance since March 2017	21.6%	↑



ACTIVITY

Cumulative percentage of contracted UDA delivered 2017 & 2018



Adjusted Scheduled Activity (UDA)

Month	2017	2018
April	343	1
May	1,144	791
June	1,739	1,521
July	2,581	2,268
August	3,457	3,172
September	4,161	3,743
October	4,893	4,376
November	5,459	5,293
December	5,966	5,852
January	6,449	6,426
February	7,012	7,564
March	7,669	8,582
April	8,330	
May	8,331	
June	8,337	

QUALITY

	Quantity	Base Number	Contract	AT	Region	England
% of FP17s for the same patient ID Re-attending within 3 months - Children	75	1,240	6.0%	11.0%	11.6%	11.9%
% of FP17s for the same patient ID Re-attending within 3 months - Adults	643	4,105	15.7%	14.6%	15.4%	16.0%
% of FP17s for the same patient ID Re-attending between 3 & 9 months - Children	608	1,240	49.0%	59.6%	59.4%	58.3%
% of FP17s for the same patient ID Re-attending between 3 & 9 months - Adults	1,566	4,105	38.1%	48.5%	51.3%	50.3%
% of FP17s for Band 1 Urgent Courses	496	5,037	9.8%	9.4%	8.0%	9.1%
% of FP17s Relating to Free Repair or Replacements	55	5,037	1.1%	0.8%	0.8%	0.8%
% of FP17s Relating to Continuations	34	5,037	0.7%	1.1%	1.0%	1.0%
% of Patients satisfied with the dentistry they have received	3	4	N/A	92.3%	91.7%	91.5%
% of Patients satisfied with the time they had to wait for an appointment	3	4	N/A	87.4%	88.3%	87.9%

* This is based on patients treated on this contract for their most recent course of treatment. Figures in italics indicate the base number of FP17s or Patient Questionnaire responses are less than 100. N/A is shown where the base number of responses is less than 10 during the period. % is calculated as Quantity/Base number*100

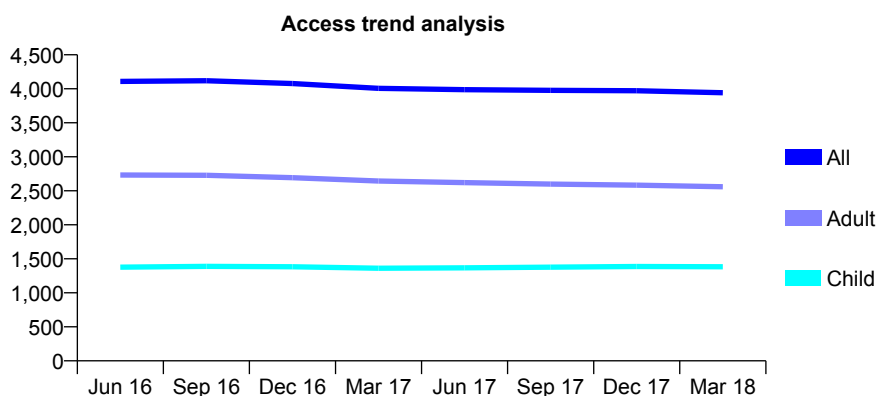
Q56 - Vital Signs At a Glance Contract Report for 119636/0001 - March 2018

Name or company name	Apple Tree Dental Practice
Contract type name	GDS Contract
Purpose of contract	General
Contract start date	25/04/2013
Contract end date	

17/18 Contracted general activity (UDA)	9,642
Carry forward general activity (UDA)	-193
17/18 Contracted orthodontic activity (UOA)	0
Carry forward orthodontic activity (UOA)	0
Baseline contract value	£326,098.41

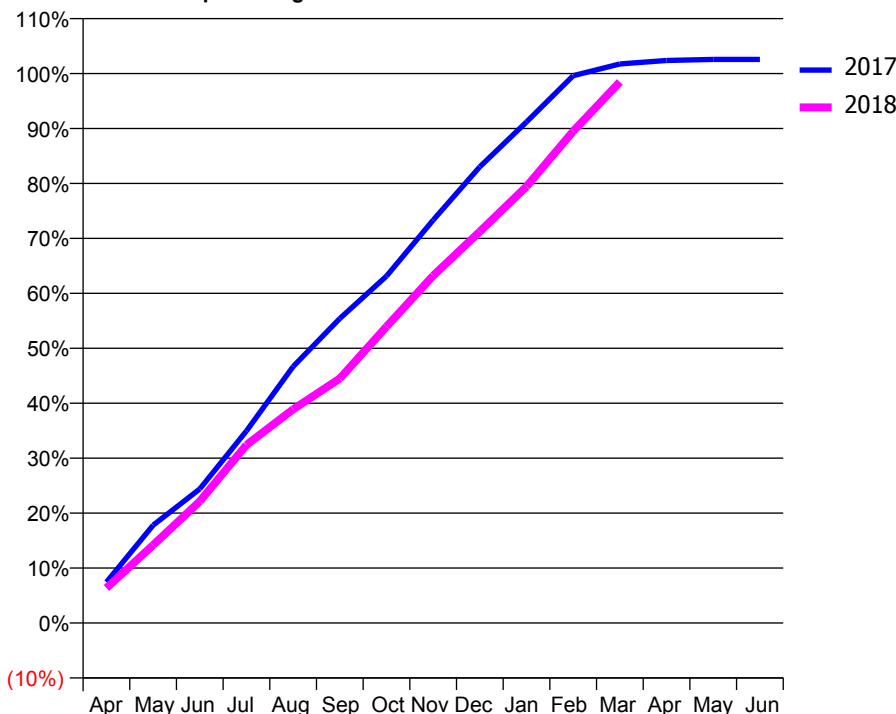
ACCESS*

Patients seen in 24 months	Total	Change since previous quarter
Quarter ending March 2017	4,006	
Quarter ending June 2017	3,988	→
Quarter ending September 2017	3,977	→
Quarter ending December 2017	3,972	→
Quarter ending March 2018	3,943	→
Variance since March 2017	(1.6%)	↓



ACTIVITY

Cumulative percentage of contracted UDA delivered 2017 & 2018



Month	Adjusted Scheduled Activity (UDA)	
	2017	2018
April	718	615
May	1,716	1,367
June	2,352	2,134
July	3,371	3,126
August	4,500	3,749
September	5,342	4,289
October	6,087	5,200
November	7,070	6,093
December	8,006	6,870
January	8,792	7,659
February	9,605	8,629
March	9,809	9,494
April	9,871	
May	9,889	
June	9,890	

QUALITY

	Quantity	Base Number	Contract	AT	Region	England
% of FP17s for the same patient ID Re-attending within 3 months - Children	207	2,541	8.1%	11.0%	11.6%	11.9%
% of FP17s for the same patient ID Re-attending within 3 months - Adults	494	4,002	12.3%	14.6%	15.4%	16.0%
% of FP17s for the same patient ID Re-attending between 3 & 9 months - Children	1,660	2,541	65.3%	59.6%	59.4%	58.3%
% of FP17s for the same patient ID Re-attending between 3 & 9 months - Adults	2,317	4,002	57.9%	48.5%	51.3%	50.3%
% of FP17s for Band 1 Urgent Courses	504	6,468	7.8%	9.4%	8.0%	9.1%
% of FP17s Relating to Free Repair or Replacements	26	6,468	0.4%	0.8%	0.8%	0.8%
% of FP17s Relating to Continuations	14	6,468	0.2%	1.1%	1.0%	1.0%
% of Patients satisfied with the dentistry they have received	5	5	N/A	92.3%	91.7%	91.5%
% of Patients satisfied with the time they had to wait for an appointment	5	5	N/A	87.4%	88.3%	87.9%

* This is based on patients treated on this contract for their most recent course of treatment. Figures in italics indicate the base number of FP17s or Patient Questionnaire responses are less than 100. N/A is shown where the base number of responses is less than 10 during the period. % is calculated as Quantity/Base number*100

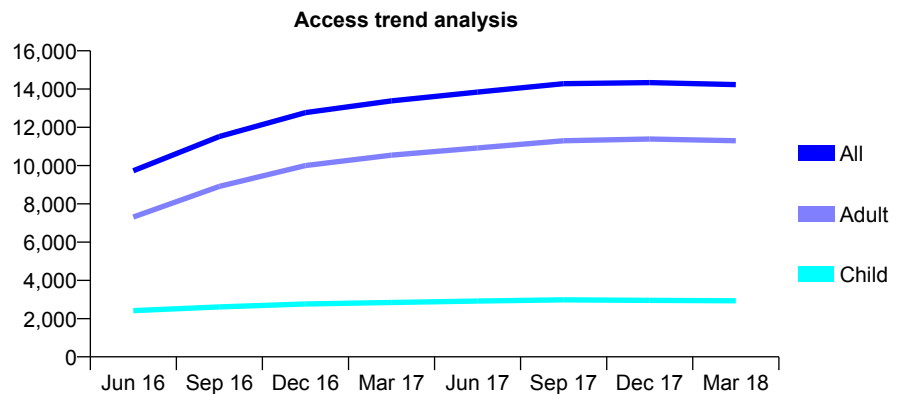
Q56 - Vital Signs At a Glance Contract Report for 120081/0001 - March 2018

Name or company name	Staffa Lodge Dental Group Ltd
Contract type name	GDS Contract
Purpose of contract	General
Contract start date	01/11/2015
Contract end date	

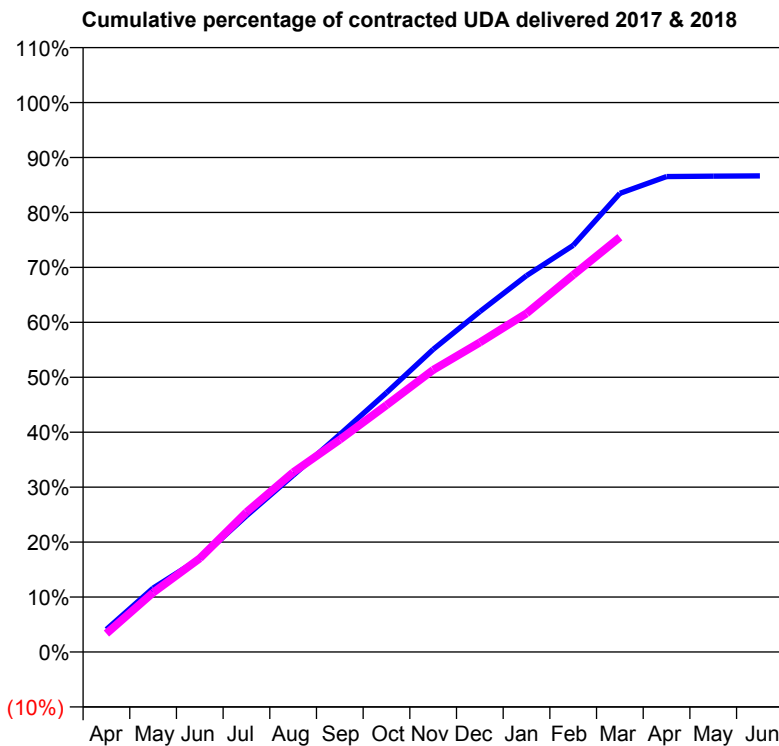
17/18 Contracted general activity (UDA)	40,819
Carry forward general activity (UDA)	0
17/18 Contracted orthodontic activity (UOA)	0
Carry forward orthodontic activity (UOA)	0
Baseline contract value	£877,642.41

ACCESS*

Patients seen in 24 months	Total	Change since previous quarter
Quarter ending March 2017	13,380	
Quarter ending June 2017	13,840	↑
Quarter ending September 2017	14,279	↑
Quarter ending December 2017	14,338	→
Quarter ending March 2018	14,232	→
Variance since March 2017	6.4%	↑



ACTIVITY



Month	Adjusted Scheduled Activity (UDA)	
	2017	2018
April	1,674	1,370
May	4,745	4,414
June	6,945	6,960
July	10,121	10,387
August	13,118	13,351
September	16,159	15,776
October	19,259	18,343
November	22,483	20,954
December	25,279	22,996
January	27,961	25,152
February	30,211	28,010
March	34,069	30,809
April	35,322	
May	35,349	
June	35,365	

QUALITY

	Quantity	Base Number	Contract	AT	Region	England
% of FP17s for the same patient ID Re-attending within 3 months - Children	546	5,051	10.8%	11.0%	11.6%	11.9%
% of FP17s for the same patient ID Re-attending within 3 months - Adults	2,045	15,226	13.4%	14.6%	15.4%	16.0%
% of FP17s for the same patient ID Re-attending between 3 & 9 months - Children	3,594	5,051	71.2%	59.6%	59.4%	58.3%
% of FP17s for the same patient ID Re-attending between 3 & 9 months - Adults	7,255	15,226	47.6%	48.5%	51.3%	50.3%
% of FP17s for Band 1 Urgent Courses	2,099	19,523	10.8%	9.4%	8.0%	9.1%
% of FP17s Relating to Free Repair or Replacements	169	19,523	0.9%	0.8%	0.8%	0.8%
% of FP17s Relating to Continuations	151	19,523	0.8%	1.1%	1.0%	1.0%
% of Patients satisfied with the dentistry they have received	28	31	90.3%	92.3%	91.7%	91.5%
% of Patients satisfied with the time they had to wait for an appointment	30	31	96.8%	87.4%	88.3%	87.9%

* This is based on patients treated on this contract for their most recent course of treatment. Figures in italics indicate the base number of FP17s or Patient Questionnaire responses are less than 100. N/A is shown where the base number of responses is less than 10 during the period. % is calculated as Quantity/Base number*100

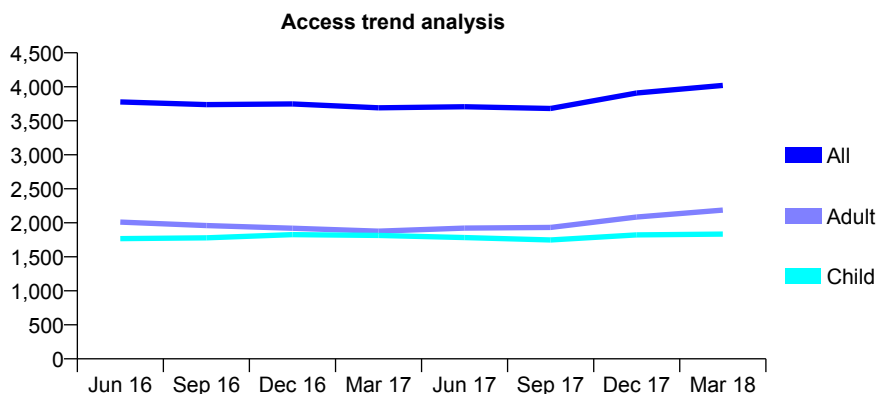
Q56 - Vital Signs At a Glance Contract Report for 120413/0001 - March 2018

Name or company name	Caring Dentistry Ltd
Contract type name	GDS Contract
Purpose of contract	General
Contract start date	01/04/2010
Contract end date	

17/18 Contracted general activity (UDA)	13,335
Carry forward general activity (UDA)	390
17/18 Contracted orthodontic activity (UOA)	0
Carry forward orthodontic activity (UOA)	0
Baseline contract value	£371,851.42

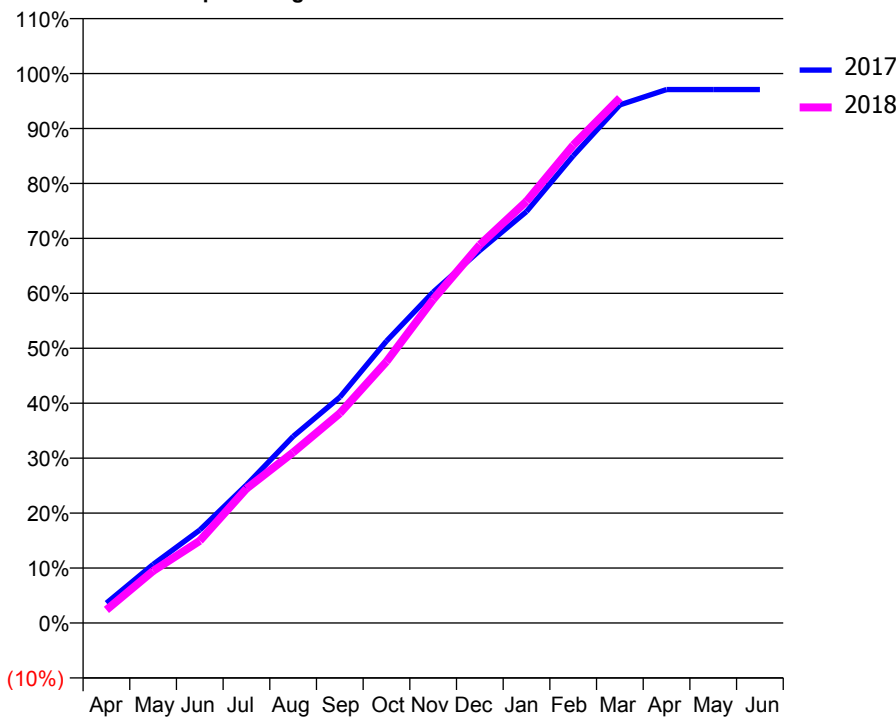
ACCESS*

Patients seen in 24 months	Total	Change since previous quarter
Quarter ending March 2017	3,692	
Quarter ending June 2017	3,706	→
Quarter ending September 2017	3,681	→
Quarter ending December 2017	3,908	↑
Quarter ending March 2018	4,021	↑
Variance since March 2017	8.9%	↑



ACTIVITY

Cumulative percentage of contracted UDA delivered 2017 & 2018



Month	Adjusted Scheduled Activity (UDA)	
	2017	2018
April	483	319
May	1,423	1,263
June	2,257	1,995
July	3,349	3,260
August	4,529	4,141
September	5,481	5,088
October	6,842	6,344
November	8,029	7,852
December	9,040	9,180
January	9,985	10,235
February	11,336	11,596
March	12,572	12,741
April	12,946	
May	12,946	
June	12,945	

QUALITY

	Quantity	Base Number	Contract	AT	Region	England
% of FP17s for the same patient ID Re-attending within 3 months - Children	227	3,059	7.4%	11.0%	11.6%	11.9%
% of FP17s for the same patient ID Re-attending within 3 months - Adults	556	3,120	17.8%	14.6%	15.4%	16.0%
% of FP17s for the same patient ID Re-attending between 3 & 9 months - Children	2,059	3,059	67.3%	59.6%	59.4%	58.3%
% of FP17s for the same patient ID Re-attending between 3 & 9 months - Adults	1,512	3,120	48.5%	48.5%	51.3%	50.3%
% of FP17s for Band 1 Urgent Courses	499	5,971	8.4%	9.4%	8.0%	9.1%
% of FP17s Relating to Free Repair or Replacements	24	5,971	0.4%	0.8%	0.8%	0.8%
% of FP17s Relating to Continuations	23	5,971	0.4%	1.1%	1.0%	1.0%
% of Patients satisfied with the dentistry they have received	1	1	N/A	92.3%	91.7%	91.5%
% of Patients satisfied with the time they had to wait for an appointment	1	1	N/A	87.4%	88.3%	87.9%

* This is based on patients treated on this contract for their most recent course of treatment. Figures in italics indicate the base number of FP17s or Patient Questionnaire responses are less than 100. N/A is shown where the base number of responses is less than 10 during the period. % is calculated as Quantity/Base number*100

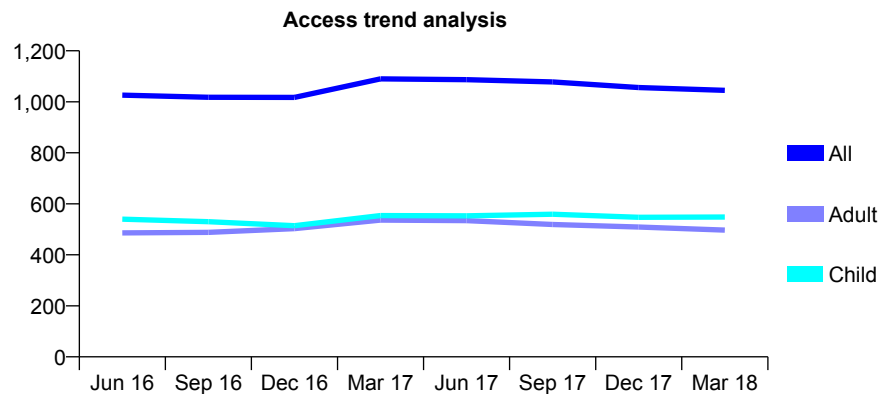
Q56 - Vital Signs At a Glance Contract Report for 120537/0001 - March 2018

Name or company name	Market Square Dental Practice
Contract type name	GDS Contract
Purpose of contract	General
Contract start date	04/08/2011
Contract end date	

17/18 Contracted general activity (UDA)	2,639
Carry forward general activity (UDA)	-37
17/18 Contracted orthodontic activity (UOA)	0
Carry forward orthodontic activity (UOA)	0
Baseline contract value	£59,535.37

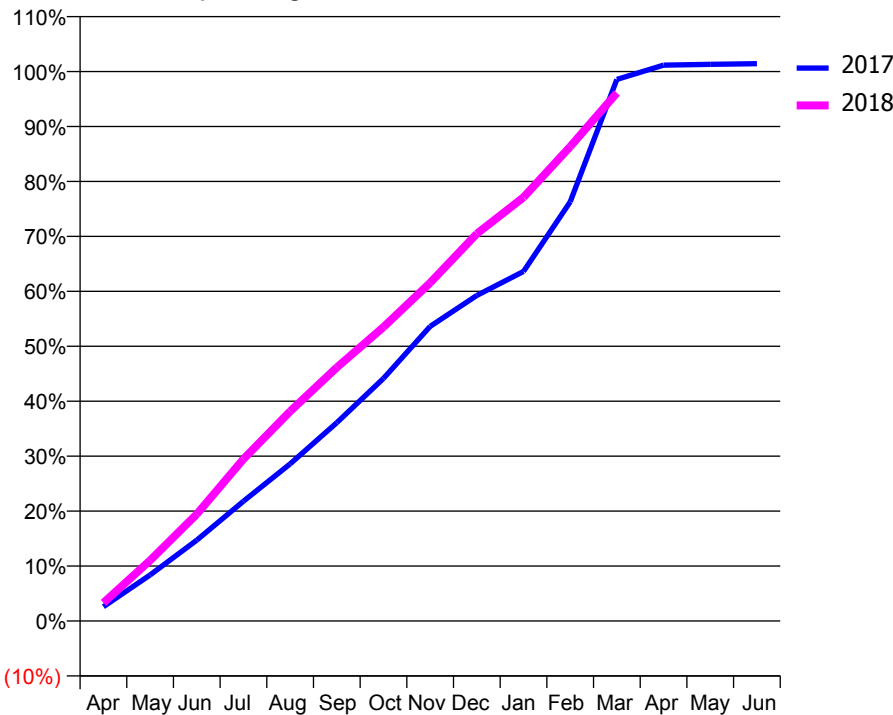
ACCESS*

Patients seen in 24 months	Total	Change since previous quarter
Quarter ending March 2017	1,090	
Quarter ending June 2017	1,087	→
Quarter ending September 2017	1,078	→
Quarter ending December 2017	1,056	↓
Quarter ending March 2018	1,045	↓
Variance since March 2017	(4.1%)	↓



ACTIVITY

Cumulative percentage of contracted UDA delivered 2017 & 2018



Month	Adjusted Scheduled Activity (UDA)	
	2017	2018
April	69	88
May	221	291
June	388	514
July	575	778
August	755	1,007
September	952	1,218
October	1,165	1,412
November	1,415	1,625
December	1,564	1,860
January	1,679	2,035
February	2,013	2,278
March	2,601	2,537
April	2,669	
May	2,673	
June	2,676	

QUALITY

	Quantity	Base Number	Contract	AT	Region	England
% of FP17s for the same patient ID Re-attending within 3 months - Children	74	882	8.4%	11.0%	11.6%	11.9%
% of FP17s for the same patient ID Re-attending within 3 months - Adults	97	665	14.6%	14.6%	15.4%	16.0%
% of FP17s for the same patient ID Re-attending between 3 & 9 months - Children	619	882	70.2%	59.6%	59.4%	58.3%
% of FP17s for the same patient ID Re-attending between 3 & 9 months - Adults	435	665	65.4%	48.5%	51.3%	50.3%
% of FP17s for Band 1 Urgent Courses	83	1,502	5.5%	9.4%	8.0%	9.1%
% of FP17s Relating to Free Repair or Replacements	10	1,502	0.7%	0.8%	0.8%	0.8%
% of FP17s Relating to Continuations	3	1,502	0.2%	1.1%	1.0%	1.0%
% of Patients satisfied with the dentistry they have received	0	0	N/A	92.3%	91.7%	91.5%
% of Patients satisfied with the time they had to wait for an appointment	0	0	N/A	87.4%	88.3%	87.9%

* This is based on patients treated on this contract for their most recent course of treatment. Figures in italics indicate the base number of FP17s or Patient Questionnaire responses are less than 100. N/A is shown where the base number of responses is less than 10 during the period. % is calculated as Quantity/Base number*100

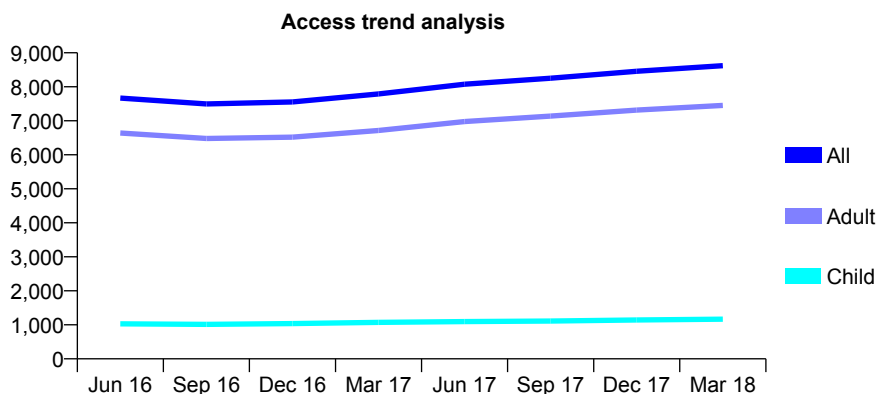
Q56 - Vital Signs At a Glance Contract Report for 120723/0001 - March 2018

Name or company name	Parish Vaid and Snehal Radia and Sanjay S
Contract type name	GDS Contract
Purpose of contract	General
Contract start date	15/11/2013
Contract end date	

17/18 Contracted general activity (UDA)	32,567
Carry forward general activity (UDA)	100
17/18 Contracted orthodontic activity (UOA)	0
Carry forward orthodontic activity (UOA)	0
Baseline contract value	£840,272.11

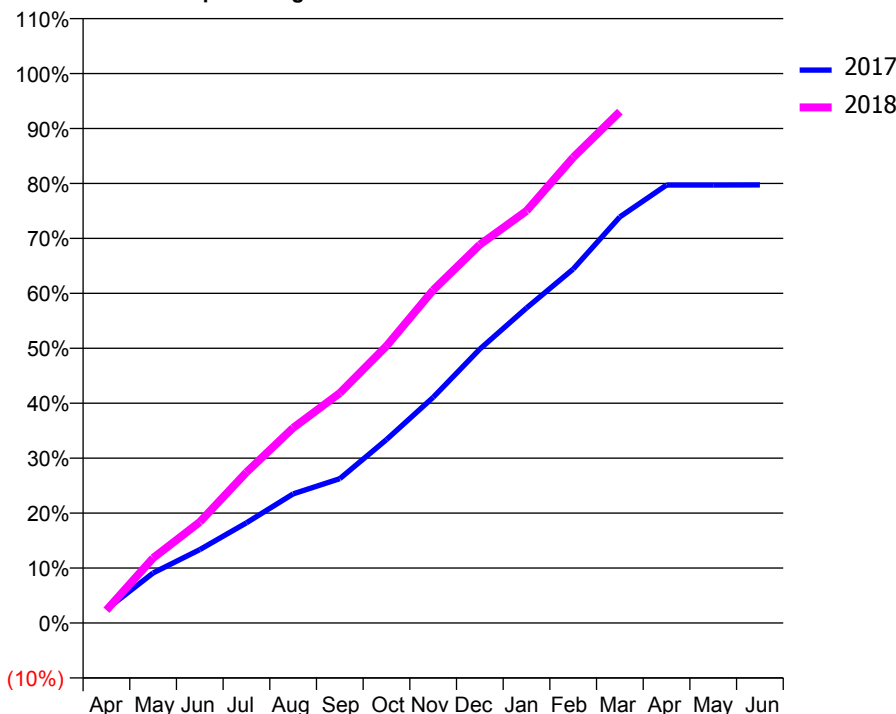
ACCESS*

Patients seen in 24 months	Total	Change since previous quarter
Quarter ending March 2017	7,789	
Quarter ending June 2017	8,076	↑
Quarter ending September 2017	8,251	↑
Quarter ending December 2017	8,456	↑
Quarter ending March 2018	8,620	→
Variance since March 2017	10.7%	↑



ACTIVITY

Cumulative percentage of contracted UDA delivered 2017 & 2018



Adjusted Scheduled Activity (UDA)

Month	2017	2018
April	808	759
May	2,968	3,853
June	4,351	5,988
July	5,937	8,936
August	7,655	11,570
September	8,552	13,627
October	10,870	16,422
November	13,375	19,734
December	16,234	22,421
January	18,673	24,421
February	20,979	27,596
March	24,070	30,303
April	25,956	
May	25,960	
June	25,962	

QUALITY

	Quantity	Base Number	Contract	AT	Region	England
% of FP17s for the same patient ID Re-attending within 3 months - Children	165	2,014	8.2%	11.0%	11.6%	11.9%
% of FP17s for the same patient ID Re-attending within 3 months - Adults	1,772	12,596	14.1%	14.6%	15.4%	16.0%
% of FP17s for the same patient ID Re-attending between 3 & 9 months - Children	1,338	2,014	66.4%	59.6%	59.4%	58.3%
% of FP17s for the same patient ID Re-attending between 3 & 9 months - Adults	7,900	12,596	62.7%	48.5%	51.3%	50.3%
% of FP17s for Band 1 Urgent Courses	1,485	13,984	10.6%	9.4%	8.0%	9.1%
% of FP17s Relating to Free Repair or Replacements	97	13,984	0.7%	0.8%	0.8%	0.8%
% of FP17s Relating to Continuations	116	13,984	0.8%	1.1%	1.0%	1.0%
% of Patients satisfied with the dentistry they have received	11	12	91.7%	92.3%	91.7%	91.5%
% of Patients satisfied with the time they had to wait for an appointment	11	12	91.7%	87.4%	88.3%	87.9%

* This is based on patients treated on this contract for their most recent course of treatment. Figures in italics indicate the base number of FP17s or Patient Questionnaire responses are less than 100. N/A is shown where the base number of responses is less than 10 during the period. % is calculated as Quantity/Base number*100

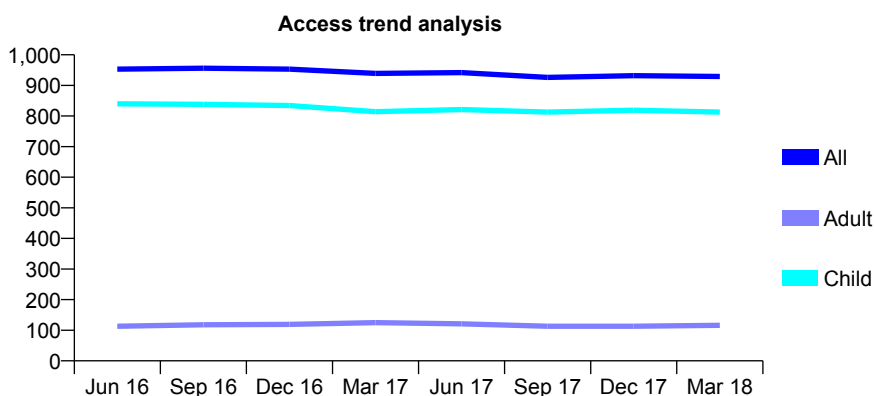
Q56 - Vital Signs At a Glance Contract Report for 121959/0001 - March 2018

Name or company name	Walton House Dental Practice Ltd
Contract type name	GDS Contract
Purpose of contract	General
Contract start date	01/02/2010
Contract end date	

17/18 Contracted general activity (UDA)	1,700
Carry forward general activity (UDA)	0
17/18 Contracted orthodontic activity (UOA)	0
Carry forward orthodontic activity (UOA)	0
Baseline contract value	£34,849.64

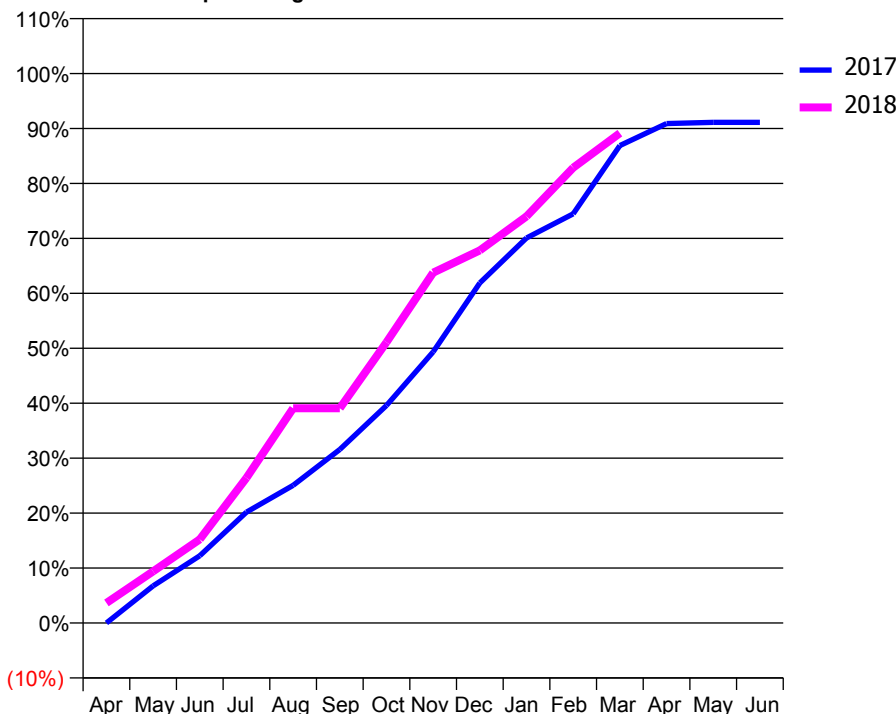
ACCESS*

Patients seen in 24 months	Total	Change since previous quarter
Quarter ending March 2017	939	
Quarter ending June 2017	942	→
Quarter ending September 2017	926	↓
Quarter ending December 2017	932	→
Quarter ending March 2018	929	→
Variance since March 2017	(1.1%)	↓



ACTIVITY

Cumulative percentage of contracted UDA delivered 2017 & 2018



Month	Adjusted Scheduled Activity (UDA)	
	2017	2018
April	0	62
May	115	160
June	208	259
July	343	449
August	426	664
September	537	664
October	673	868
November	839	1,084
December	1,052	1,153
January	1,191	1,258
February	1,266	1,409
March	1,477	1,515
April	1,545	
May	1,549	
June	1,549	

QUALITY

	Quantity	Base Number	Contract	AT	Region	England
% of FP17s for the same patient ID Re-attending within 3 months - Children	99	1,151	8.6%	11.0%	11.6%	11.9%
% of FP17s for the same patient ID Re-attending within 3 months - Adults	4	54	7.4%	14.6%	15.4%	16.0%
% of FP17s for the same patient ID Re-attending between 3 & 9 months - Children	636	1,151	55.3%	59.6%	59.4%	58.3%
% of FP17s for the same patient ID Re-attending between 3 & 9 months - Adults	33	54	61.1%	48.5%	51.3%	50.3%
% of FP17s for Band 1 Urgent Courses	12	1,157	1.0%	9.4%	8.0%	9.1%
% of FP17s Relating to Free Repair or Replacements	0	1,157	0.0%	0.8%	0.8%	0.8%
% of FP17s Relating to Continuations	25	1,157	2.2%	1.1%	1.0%	1.0%
% of Patients satisfied with the dentistry they have received	0	0	N/A	92.3%	91.7%	91.5%
% of Patients satisfied with the time they had to wait for an appointment	0	0	N/A	87.4%	88.3%	87.9%

* This is based on patients treated on this contract for their most recent course of treatment. Figures in italics indicate the base number of FP17s or Patient Questionnaire responses are less than 100. N/A is shown where the base number of responses is less than 10 during the period. % is calculated as Quantity/Base number*100

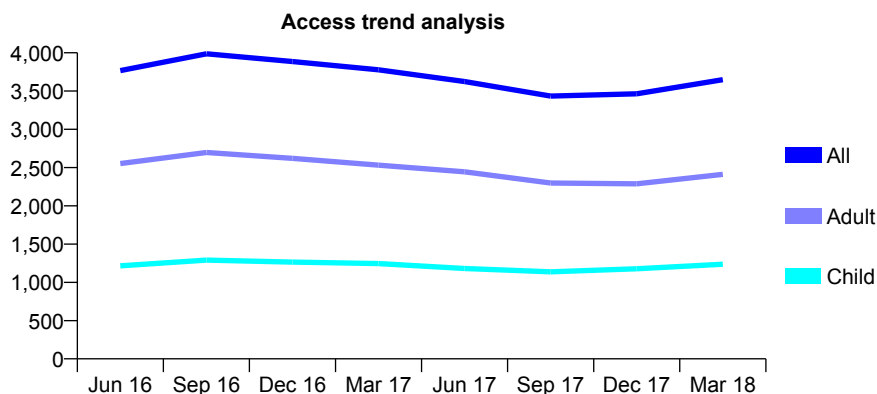
Q56 - Vital Signs At a Glance Contract Report for 124230/0001 - March 2018

Name or company name	Kenneth Ng Surgery Ltd
Contract type name	GDS Contract
Purpose of contract	General and Orthodontic
Contract start date	01/08/2008
Contract end date	

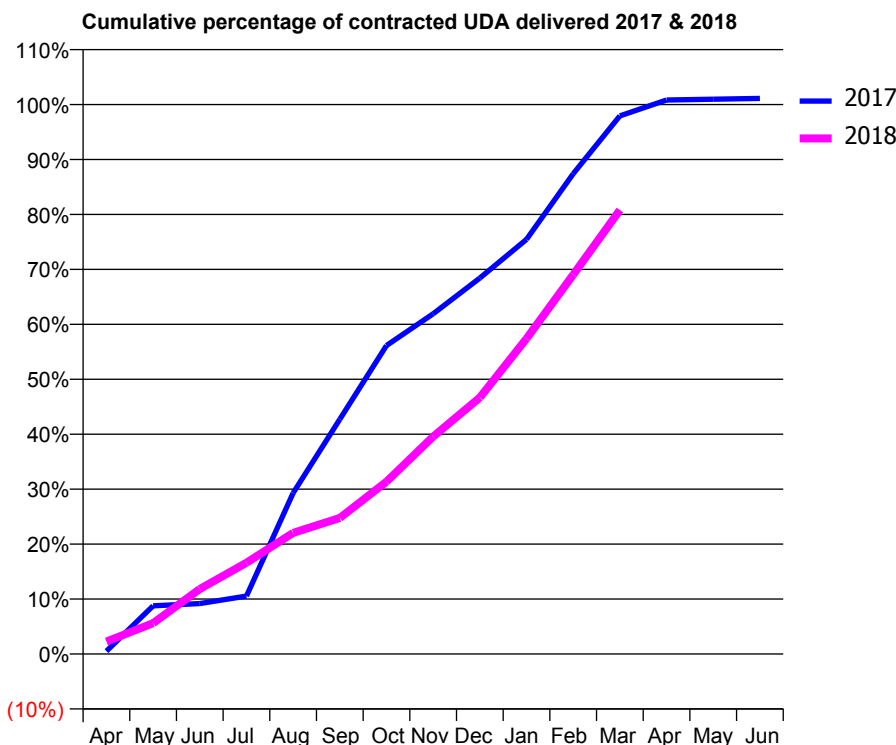
17/18 Contracted general activity (UDA)	9,340
Carry forward general activity (UDA)	-104
17/18 Contracted orthodontic activity (UOA)	0
Carry forward orthodontic activity (UOA)	0
Baseline contract value	£245,198.10

ACCESS*

Patients seen in 24 months	Total	Change since previous quarter
Quarter ending March 2017	3,777	
Quarter ending June 2017	3,625	↓
Quarter ending September 2017	3,435	↓
Quarter ending December 2017	3,464	→
Quarter ending March 2018	3,648	↑
Variance since March 2017	(3.4%)	↓



ACTIVITY



Month	Adjusted Scheduled Activity (UDA)	
	2017	2018
April	48	212
May	820	524
June	858	1,104
July	985	1,551
August	2,737	2,058
September	3,990	2,312
October	5,244	2,930
November	5,783	3,696
December	6,389	4,360
January	7,047	5,362
February	8,164	6,446
March	9,148	7,546
April	9,416	
May	9,431	
June	9,444	

QUALITY

	Quantity	Base Number	Contract	AT	Region	England
% of FP17s for the same patient ID Re-attending within 3 months - Children	103	1,280	8.0%	11.0%	11.6%	11.9%
% of FP17s for the same patient ID Re-attending within 3 months - Adults	206	2,179	9.5%	14.6%	15.4%	16.0%
% of FP17s for the same patient ID Re-attending between 3 & 9 months - Children	406	1,280	31.7%	59.6%	59.4%	58.3%
% of FP17s for the same patient ID Re-attending between 3 & 9 months - Adults	725	2,179	33.3%	48.5%	51.3%	50.3%
% of FP17s for Band 1 Urgent Courses	111	3,276	3.4%	9.4%	8.0%	9.1%
% of FP17s Relating to Free Repair or Replacements	12	3,276	0.4%	0.8%	0.8%	0.8%
% of FP17s Relating to Continuations	19	3,276	0.6%	1.1%	1.0%	1.0%
% of Patients satisfied with the dentistry they have received	2	3	N/A	92.3%	91.7%	91.5%
% of Patients satisfied with the time they had to wait for an appointment	2	3	N/A	87.4%	88.3%	87.9%

* This is based on patients treated on this contract for their most recent course of treatment. Figures in italics indicate the base number of FP17s or Patient Questionnaire responses are less than 100. N/A is shown where the base number of responses is less than 10 during the period. % is calculated as Quantity/Base number*100

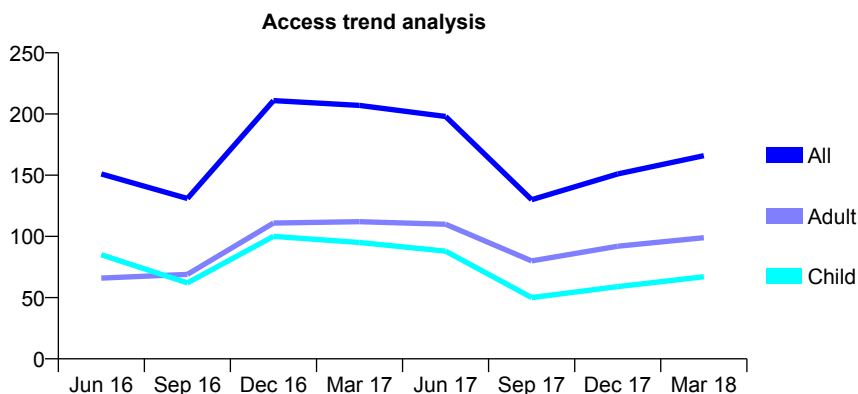
Q56 - Vital Signs At a Glance Contract Report for 124338/0001 - March 2018

Name or company name	Wood, Bryant & Coyle
Contract type name	GDS Contract
Purpose of contract	General
Contract start date	01/09/2015
Contract end date	

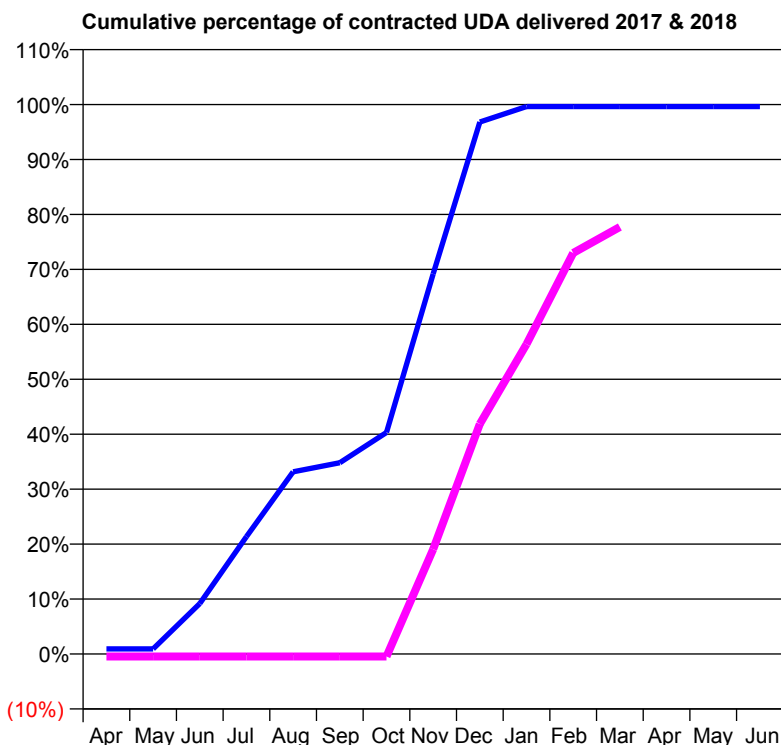
17/18 Contracted general activity (UDA)	427
Carry forward general activity (UDA)	2
17/18 Contracted orthodontic activity (UOA)	0
Carry forward orthodontic activity (UOA)	0
Baseline contract value	£10,720.90

ACCESS*

Patients seen in 24 months	Total	Change since previous quarter
Quarter ending March 2017	207	
Quarter ending June 2017	198	↓
Quarter ending September 2017	130	↓
Quarter ending December 2017	151	↑
Quarter ending March 2018	166	↑
Variance since March 2017	(19.8%)	↓



ACTIVITY



Month	Adjusted Scheduled Activity (UDA)	
	2017	2018
April	4	-2
May	4	-2
June	39	-2
July	91	-2
August	142	-2
September	149	-2
October	172	-2
November	295	81
December	413	179
January	425	241
February	425	312
March	425	332
April	425	
May	425	
June	425	

QUALITY

	Quantity	Base Number	Contract	AT	Region	England
% of FP17s for the same patient ID Re-attending within 3 months - Children	1	63	1.6%	11.0%	11.6%	11.9%
% of FP17s for the same patient ID Re-attending within 3 months - Adults	3	96	3.1%	14.6%	15.4%	16.0%
% of FP17s for the same patient ID Re-attending between 3 & 9 months - Children	0	63	0.0%	59.6%	59.4%	58.3%
% of FP17s for the same patient ID Re-attending between 3 & 9 months - Adults	2	96	2.1%	48.5%	51.3%	50.3%
% of FP17s for Band 1 Urgent Courses	14	159	8.8%	9.4%	8.0%	9.1%
% of FP17s Relating to Free Repair or Replacements	0	159	0.0%	0.8%	0.8%	0.8%
% of FP17s Relating to Continuations	0	159	0.0%	1.1%	1.0%	1.0%
% of Patients satisfied with the dentistry they have received	0	0	N/A	92.3%	91.7%	91.5%
% of Patients satisfied with the time they had to wait for an appointment	0	0	N/A	87.4%	88.3%	87.9%

* This is based on patients treated on this contract for their most recent course of treatment. Figures in italics indicate the base number of FP17s or Patient Questionnaire responses are less than 100. N/A is shown where the base number of responses is less than 10 during the period. % is calculated as Quantity/Base number*100

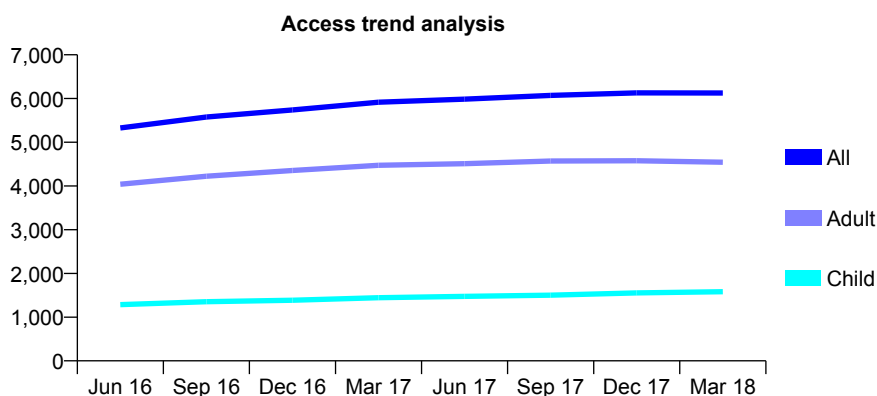
Q56 - Vital Signs At a Glance Contract Report for 124923/0001 - March 2018

Name or company name	Great Shelford Dental Practice Ltd
Contract type name	GDS Contract
Purpose of contract	General
Contract start date	01/11/2014
Contract end date	

17/18 Contracted general activity (UDA)	14,267
Carry forward general activity (UDA)	243
17/18 Contracted orthodontic activity (UOA)	0
Carry forward orthodontic activity (UOA)	0
Baseline contract value	£348,369.31

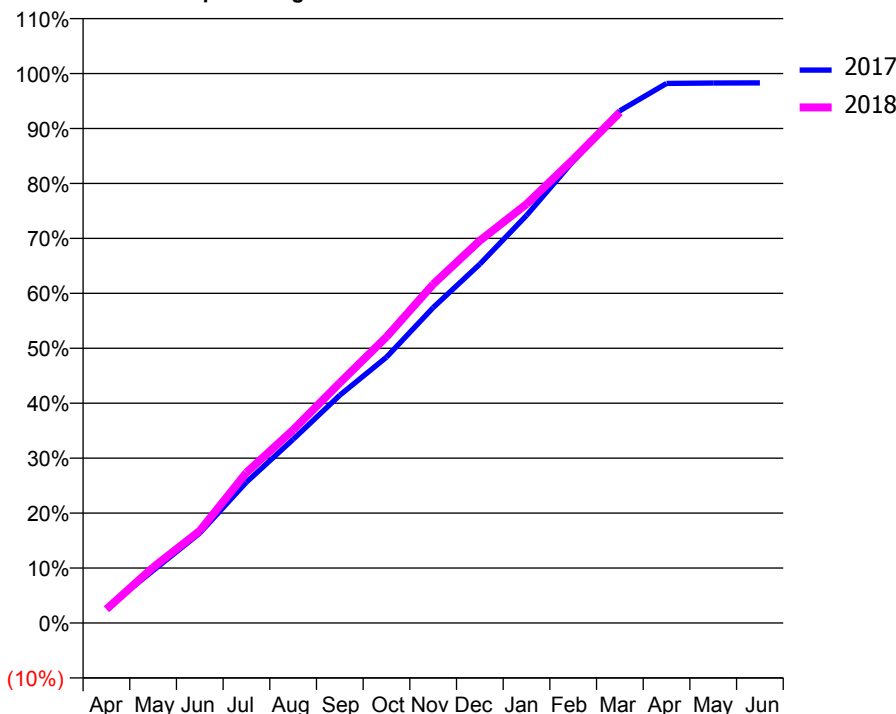
ACCESS*

Patients seen in 24 months	Total	Change since previous quarter
Quarter ending March 2017	5,917	
Quarter ending June 2017	5,986	→
Quarter ending September 2017	6,071	→
Quarter ending December 2017	6,130	→
Quarter ending March 2018	6,125	→
Variance since March 2017	3.5%	↑



ACTIVITY

Cumulative percentage of contracted UDA delivered 2017 & 2018



Month	Adjusted Scheduled Activity (UDA)	
	2017	2018
April	385	358
May	1,364	1,447
June	2,336	2,395
July	3,657	3,907
August	4,767	5,015
September	5,914	6,236
October	6,903	7,427
November	8,188	8,794
December	9,319	9,929
January	10,583	10,875
February	11,992	12,036
March	13,300	13,259
April	14,010	
May	14,020	
June	14,024	

QUALITY

	Quantity	Base Number	Contract	AT	Region	England
% of FP17s for the same patient ID Re-attending within 3 months - Children	107	2,105	5.1%	11.0%	11.6%	11.9%
% of FP17s for the same patient ID Re-attending within 3 months - Adults	730	5,574	13.1%	14.6%	15.4%	16.0%
% of FP17s for the same patient ID Re-attending between 3 & 9 months - Children	1,113	2,105	52.9%	59.6%	59.4%	58.3%
% of FP17s for the same patient ID Re-attending between 3 & 9 months - Adults	2,267	5,574	40.7%	48.5%	51.3%	50.3%
% of FP17s for Band 1 Urgent Courses	784	7,353	10.7%	9.4%	8.0%	9.1%
% of FP17s Relating to Free Repair or Replacements	41	7,353	0.6%	0.8%	0.8%	0.8%
% of FP17s Relating to Continuations	38	7,353	0.5%	1.1%	1.0%	1.0%
% of Patients satisfied with the dentistry they have received	4	4	N/A	92.3%	91.7%	91.5%
% of Patients satisfied with the time they had to wait for an appointment	4	4	N/A	87.4%	88.3%	87.9%

* This is based on patients treated on this contract for their most recent course of treatment. Figures in italics indicate the base number of FP17s or Patient Questionnaire responses are less than 100. N/A is shown where the base number of responses is less than 10 during the period. % is calculated as Quantity/Base number*100

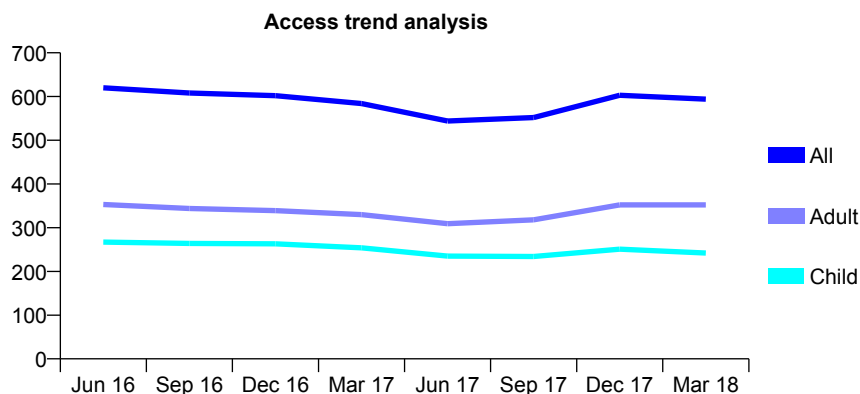
Q56 - Vital Signs At a Glance Contract Report for 125776/0003 - March 2018

Name or company name	Apex Dental Care Ltd
Contract type name	GDS Contract
Purpose of contract	General
Contract start date	01/06/2009
Contract end date	

17/18 Contracted general activity (UDA)	1,202
Carry forward general activity (UDA)	-24
17/18 Contracted orthodontic activity (UOA)	0
Carry forward orthodontic activity (UOA)	0
Baseline contract value	£27,620.19

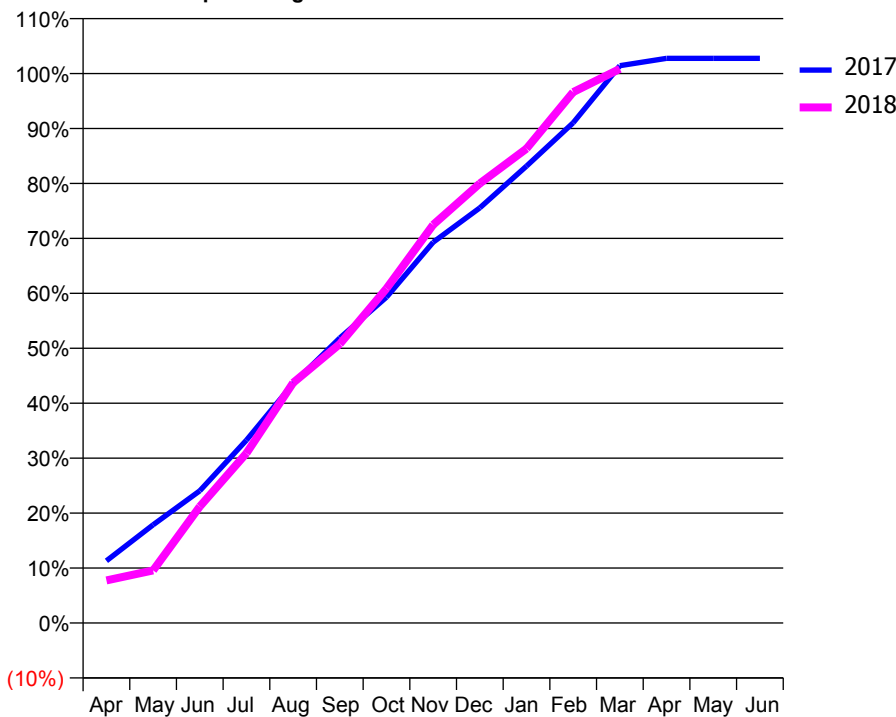
ACCESS*

Patients seen in 24 months	Total	Change since previous quarter
Quarter ending March 2017	584	
Quarter ending June 2017	544	↓
Quarter ending September 2017	552	→
Quarter ending December 2017	603	↑
Quarter ending March 2018	594	↓
Variance since March 2017	1.7%	→



ACTIVITY

Cumulative percentage of contracted UDA delivered 2017 & 2018



Month	2017	2018
April	136	93
May	215	115
June	289	255
July	400	372
August	524	525
September	623	610
October	713	732
November	833	871
December	908	962
January	1,000	1,038
February	1,094	1,161
March	1,219	1,212
April	1,235	
May	1,235	
June	1,235	

QUALITY

	Quantity	Base Number	Contract	AT	Region	England
% of FP17s for the same patient ID Re-attending within 3 months - Children	25	375	6.7%	11.0%	11.6%	11.9%
% of FP17s for the same patient ID Re-attending within 3 months - Adults	23	363	6.3%	14.6%	15.4%	16.0%
% of FP17s for the same patient ID Re-attending between 3 & 9 months - Children	239	375	63.7%	59.6%	59.4%	58.3%
% of FP17s for the same patient ID Re-attending between 3 & 9 months - Adults	152	363	41.9%	48.5%	51.3%	50.3%
% of FP17s for Band 1 Urgent Courses	40	724	5.5%	9.4%	8.0%	9.1%
% of FP17s Relating to Free Repair or Replacements	6	724	0.8%	0.8%	0.8%	0.8%
% of FP17s Relating to Continuations	3	724	0.4%	1.1%	1.0%	1.0%
% of Patients satisfied with the dentistry they have received	1	1	N/A	92.3%	91.7%	91.5%
% of Patients satisfied with the time they had to wait for an appointment	1	1	N/A	87.4%	88.3%	87.9%

* This is based on patients treated on this contract for their most recent course of treatment. Figures in italics indicate the base number of FP17s or Patient Questionnaire responses are less than 100. N/A is shown where the base number of responses is less than 10 during the period. % is calculated as Quantity/Base number*100

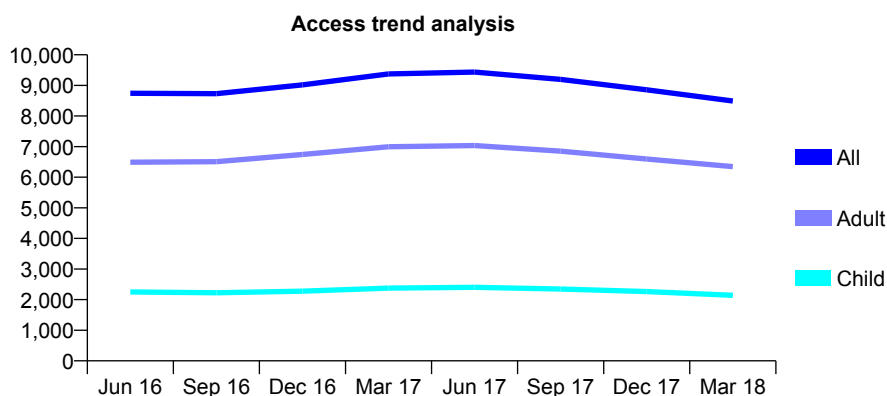
Q56 - Vital Signs At a Glance Contract Report for 125776/0010 - March 2018

Name or company name	Apex Dental Care Ltd
Contract type name	PDS Contract
Purpose of contract	General
Contract start date	01/04/2011
Contract end date	30/09/2018

17/18 Contracted general activity (UDA)	26,362
Carry forward general activity (UDA)	-174
17/18 Contracted orthodontic activity (UOA)	0
Carry forward orthodontic activity (UOA)	0
Baseline contract value	£689,831.51

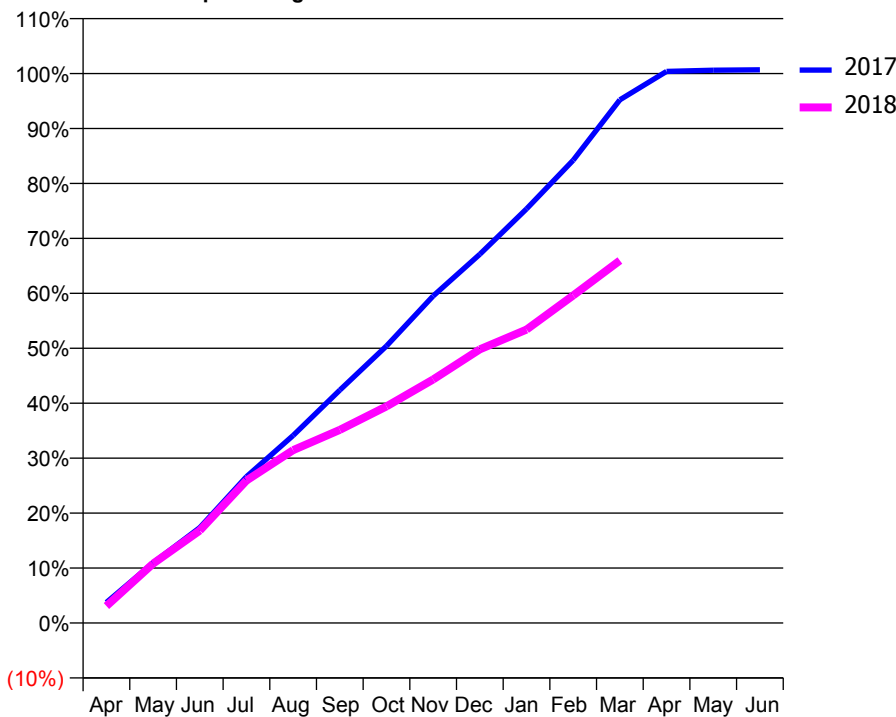
ACCESS*

Patients seen in 24 months	Total	Change since previous quarter
Quarter ending March 2017	9,373	
Quarter ending June 2017	9,436	→
Quarter ending September 2017	9,198	↓
Quarter ending December 2017	8,858	↓
Quarter ending March 2018	8,489	↓
Variance since March 2017	(9.4%)	↓



ACTIVITY

Cumulative percentage of contracted UDA delivered 2017 & 2018



Month	Adjusted Scheduled Activity (UDA)	
	2017	2018
April	989	817
May	2,890	2,850
June	4,576	4,434
July	7,022	6,838
August	8,997	8,296
September	11,172	9,269
October	13,290	10,394
November	15,691	11,682
December	17,690	13,133
January	19,868	14,078
February	22,202	15,717
March	25,103	17,393
April	26,461	
May	26,521	
June	26,536	

QUALITY

	Quantity	Base Number	Contract	AT	Region	England
% of FP17s for the same patient ID Re-attending within 3 months - Children	263	2,911	9.0%	11.0%	11.6%	11.9%
% of FP17s for the same patient ID Re-attending within 3 months - Adults	1,155	7,764	14.9%	14.6%	15.4%	16.0%
% of FP17s for the same patient ID Re-attending between 3 & 9 months - Children	1,724	2,911	59.2%	59.6%	59.4%	58.3%
% of FP17s for the same patient ID Re-attending between 3 & 9 months - Adults	4,289	7,764	55.2%	48.5%	51.3%	50.3%
% of FP17s for Band 1 Urgent Courses	1,176	10,060	11.7%	9.4%	8.0%	9.1%
% of FP17s Relating to Free Repair or Replacements	96	10,060	1.0%	0.8%	0.8%	0.8%
% of FP17s Relating to Continuations	30	10,060	0.3%	1.1%	1.0%	1.0%
% of Patients satisfied with the dentistry they have received	6	7	N/A	92.3%	91.7%	91.5%
% of Patients satisfied with the time they had to wait for an appointment	7	7	N/A	87.4%	88.3%	87.9%

* This is based on patients treated on this contract for their most recent course of treatment. Figures in italics indicate the base number of FP17s or Patient Questionnaire responses are less than 100. N/A is shown where the base number of responses is less than 10 during the period. % is calculated as Quantity/Base number*100

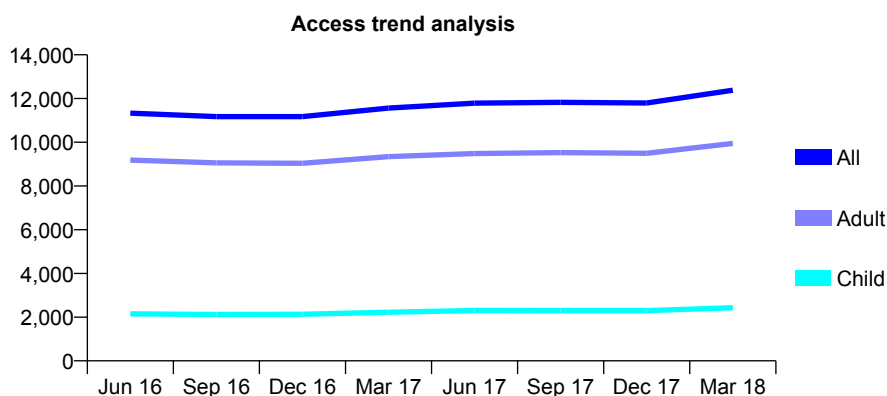
Q56 - Vital Signs At a Glance Contract Report for 126225/0001 - March 2018

Name or company name	Dr P Vaid, Dr S Radia and Dr S Shah
Contract type name	GDS Contract
Purpose of contract	General
Contract start date	01/04/2014
Contract end date	

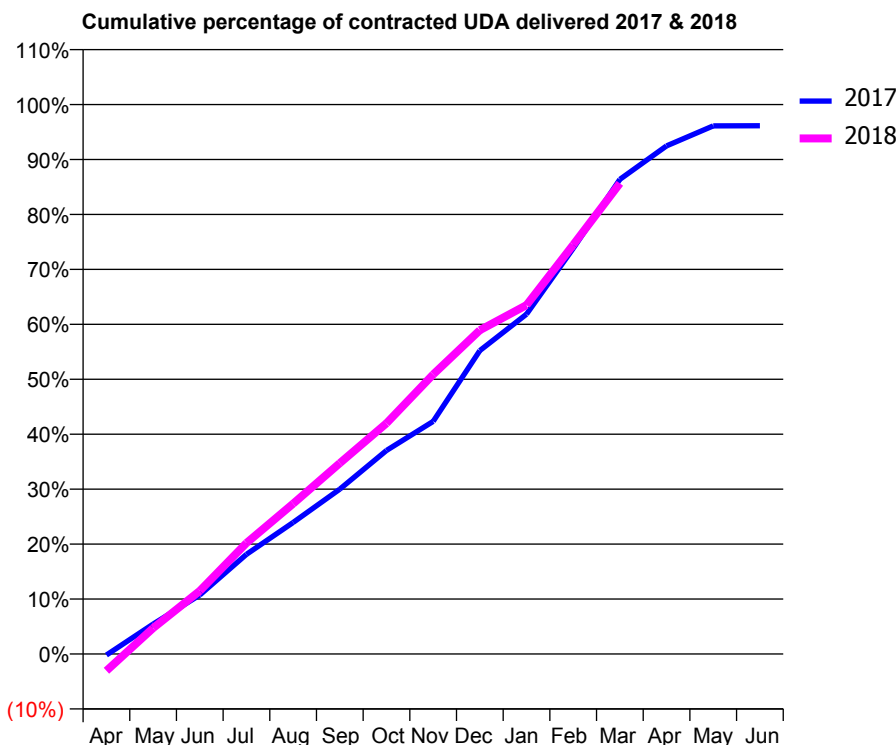
17/18 Contracted general activity (UDA)	38,332
Carry forward general activity (UDA)	1,453
17/18 Contracted orthodontic activity (UOA)	0
Carry forward orthodontic activity (UOA)	0
Baseline contract value	£1,211,098.13

ACCESS*

Patients seen in 24 months	Total	Change since previous quarter
Quarter ending March 2017	11,564	
Quarter ending June 2017	11,786	→
Quarter ending September 2017	11,823	→
Quarter ending December 2017	11,792	→
Quarter ending March 2018	12,381	↑
Variance since March 2017	7.1%	↑



ACTIVITY



Month	Adjusted Scheduled Activity (UDA)	
	2017	2018
April	-78	-1,173
May	2,041	1,810
June	4,029	4,406
July	6,806	7,739
August	8,977	10,491
September	11,251	13,319
October	13,891	16,094
November	15,879	19,500
December	20,710	22,586
January	23,190	24,339
February	27,677	28,545
March	32,394	32,834
April	34,673	
May	36,041	
June	36,046	

QUALITY

	Quantity	Base Number	Contract	AT	Region	England
% of FP17s for the same patient ID Re-attending within 3 months - Children	224	3,448	6.5%	11.0%	11.6%	11.9%
% of FP17s for the same patient ID Re-attending within 3 months - Adults	1,418	12,567	11.3%	14.6%	15.4%	16.0%
% of FP17s for the same patient ID Re-attending between 3 & 9 months - Children	1,976	3,448	57.3%	59.6%	59.4%	58.3%
% of FP17s for the same patient ID Re-attending between 3 & 9 months - Adults	4,497	12,567	35.8%	48.5%	51.3%	50.3%
% of FP17s for Band 1 Urgent Courses	1,091	14,786	7.4%	9.4%	8.0%	9.1%
% of FP17s Relating to Free Repair or Replacements	185	14,786	1.3%	0.8%	0.8%	0.8%
% of FP17s Relating to Continuations	100	14,786	0.7%	1.1%	1.0%	1.0%
% of Patients satisfied with the dentistry they have received	20	22	90.9%	92.3%	91.7%	91.5%
% of Patients satisfied with the time they had to wait for an appointment	16	22	72.7%	87.4%	88.3%	87.9%

* This is based on patients treated on this contract for their most recent course of treatment. Figures in italics indicate the base number of FP17s or Patient Questionnaire responses are less than 100. N/A is shown where the base number of responses is less than 10 during the period. % is calculated as Quantity/Base number*100

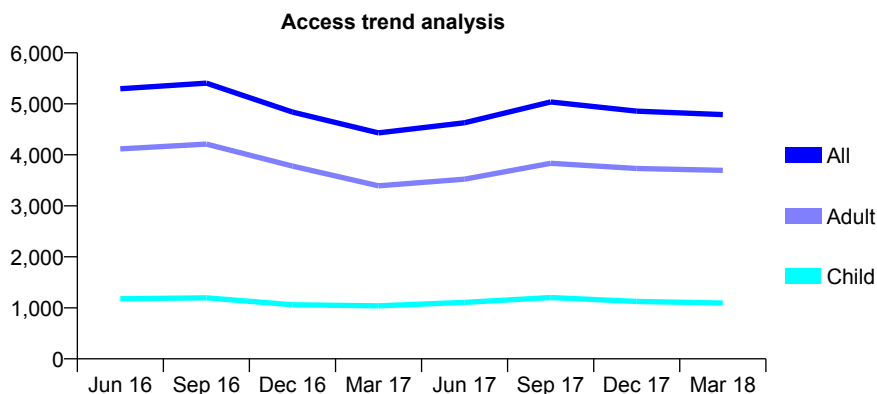
Q56 - Vital Signs At a Glance Contract Report for 127809/0001 - March 2018

Name or company name	S Emami, M Dehghanpour, J Vaghela, J Va
Contract type name	GDS Contract
Purpose of contract	General
Contract start date	01/11/2010
Contract end date	

17/18 Contracted general activity (UDA)	16,500
Carry forward general activity (UDA)	558
17/18 Contracted orthodontic activity (UOA)	0
Carry forward orthodontic activity (UOA)	0
Baseline contract value	£389,007.57

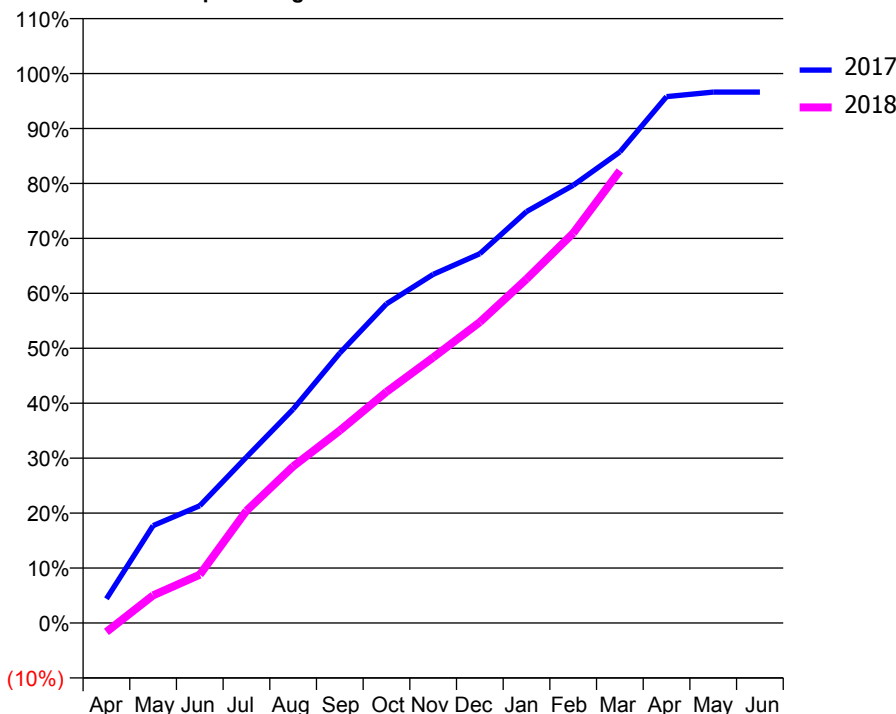
ACCESS*

Patients seen in 24 months	Total	Change since previous quarter
Quarter ending March 2017	4,429	
Quarter ending June 2017	4,630	↑
Quarter ending September 2017	5,036	↑
Quarter ending December 2017	4,857	↓
Quarter ending March 2018	4,789	↓
Variance since March 2017	8.1%	↑



ACTIVITY

Cumulative percentage of contracted UDA delivered 2017 & 2018



Month	Adjusted Scheduled Activity (UDA)	
	2017	2018
April	729	-269
May	2,926	832
June	3,523	1,451
July	4,984	3,370
August	6,419	4,703
September	8,107	5,781
October	9,584	6,940
November	10,467	7,973
December	11,089	9,036
January	12,355	10,330
February	13,142	11,706
March	14,143	13,578
April	15,806	
May	15,942	
June	15,942	

QUALITY

	Quantity	Base Number	Contract	AT	Region	England
% of FP17s for the same patient ID Re-attending within 3 months - Children	125	1,791	7.0%	11.0%	11.6%	11.9%
% of FP17s for the same patient ID Re-attending within 3 months - Adults	540	5,618	9.6%	14.6%	15.4%	16.0%
% of FP17s for the same patient ID Re-attending between 3 & 9 months - Children	891	1,791	49.7%	59.6%	59.4%	58.3%
% of FP17s for the same patient ID Re-attending between 3 & 9 months - Adults	2,450	5,618	43.6%	48.5%	51.3%	50.3%
% of FP17s for Band 1 Urgent Courses	916	6,795	13.5%	9.4%	8.0%	9.1%
% of FP17s Relating to Free Repair or Replacements	31	6,795	0.5%	0.8%	0.8%	0.8%
% of FP17s Relating to Continuations	11	6,795	0.2%	1.1%	1.0%	1.0%
% of Patients satisfied with the dentistry they have received	5	5	N/A	92.3%	91.7%	91.5%
% of Patients satisfied with the time they had to wait for an appointment	5	5	N/A	87.4%	88.3%	87.9%

* This is based on patients treated on this contract for their most recent course of treatment. Figures in italics indicate the base number of FP17s or Patient Questionnaire responses are less than 100. N/A is shown where the base number of responses is less than 10 during the period. % is calculated as Quantity/Base number*100

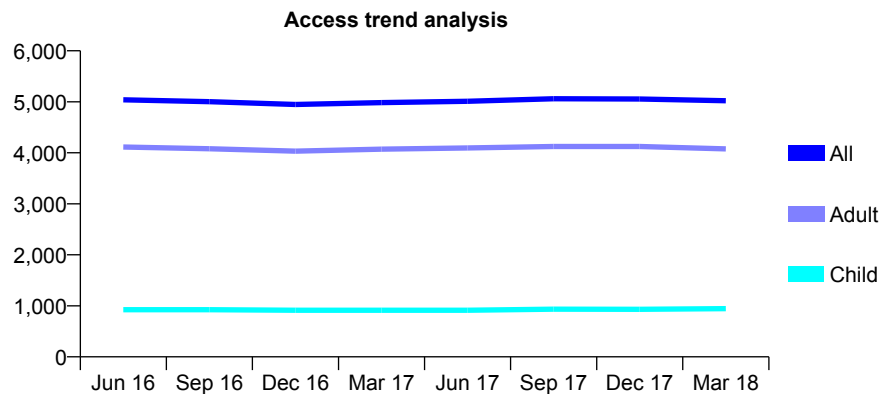
Q56 - Vital Signs At a Glance Contract Report for 128767/0001 - March 2018

Name or company name	Hejazifar, Namazy, and Namazy
Contract type name	GDS Contract
Purpose of contract	General
Contract start date	01/04/2013
Contract end date	

17/18 Contracted general activity (UDA)	14,333
Carry forward general activity (UDA)	-126
17/18 Contracted orthodontic activity (UOA)	0
Carry forward orthodontic activity (UOA)	0
Baseline contract value	£348,402.72

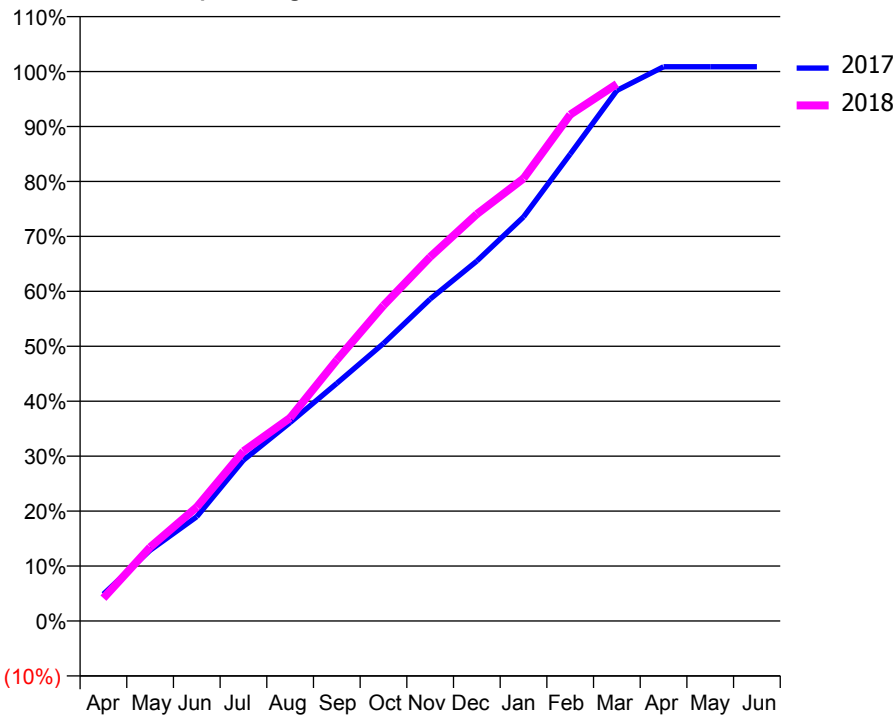
ACCESS*

Patients seen in 24 months	Total	Change since previous quarter
Quarter ending March 2017	4,985	
Quarter ending June 2017	5,010	→
Quarter ending September 2017	5,059	→
Quarter ending December 2017	5,055	→
Quarter ending March 2018	5,022	→
Variance since March 2017	0.7%	→



ACTIVITY

Cumulative percentage of contracted UDA delivered 2017 & 2018



Month	Adjusted Scheduled Activity (UDA)	
	2017	2018
April	701	598
May	1,844	1,925
June	2,722	2,971
July	4,197	4,429
August	5,179	5,298
September	6,199	6,810
October	7,239	8,229
November	8,397	9,498
December	9,391	10,613
January	10,541	11,542
February	12,177	13,208
March	13,838	14,008
April	14,456	
May	14,457	
June	14,459	

QUALITY

	Quantity	Base Number	Contract	AT	Region	England
% of FP17s for the same patient ID Re-attending within 3 months - Children	143	1,586	9.0%	11.0%	11.6%	11.9%
% of FP17s for the same patient ID Re-attending within 3 months - Adults	739	5,642	13.1%	14.6%	15.4%	16.0%
% of FP17s for the same patient ID Re-attending between 3 & 9 months - Children	997	1,586	62.9%	59.6%	59.4%	58.3%
% of FP17s for the same patient ID Re-attending between 3 & 9 months - Adults	2,753	5,642	48.8%	48.5%	51.3%	50.3%
% of FP17s for Band 1 Urgent Courses	476	6,984	6.8%	9.4%	8.0%	9.1%
% of FP17s Relating to Free Repair or Replacements	49	6,984	0.7%	0.8%	0.8%	0.8%
% of FP17s Relating to Continuations	47	6,984	0.7%	1.1%	1.0%	1.0%
% of Patients satisfied with the dentistry they have received	6	6	N/A	92.3%	91.7%	91.5%
% of Patients satisfied with the time they had to wait for an appointment	5	6	N/A	87.4%	88.3%	87.9%

* This is based on patients treated on this contract for their most recent course of treatment. Figures in italics indicate the base number of FP17s or Patient Questionnaire responses are less than 100. N/A is shown where the base number of responses is less than 10 during the period. % is calculated as Quantity/Base number*100

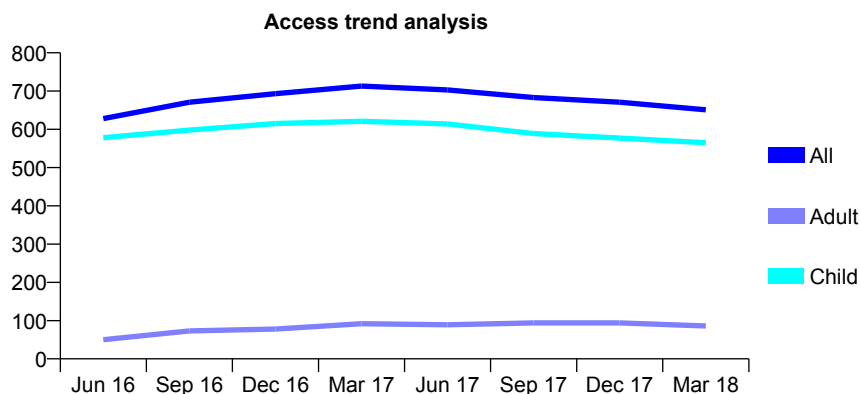
Q56 - Vital Signs At a Glance Contract Report for 128953/0002 - March 2018

Name or company name	Cathedral Dental Practice Ltd
Contract type name	GDS Contract
Purpose of contract	General
Contract start date	01/04/2015
Contract end date	

17/18 Contracted general activity (UDA)	1,210
Carry forward general activity (UDA)	-24
17/18 Contracted orthodontic activity (UOA)	0
Carry forward orthodontic activity (UOA)	0
Baseline contract value	£27,274.89

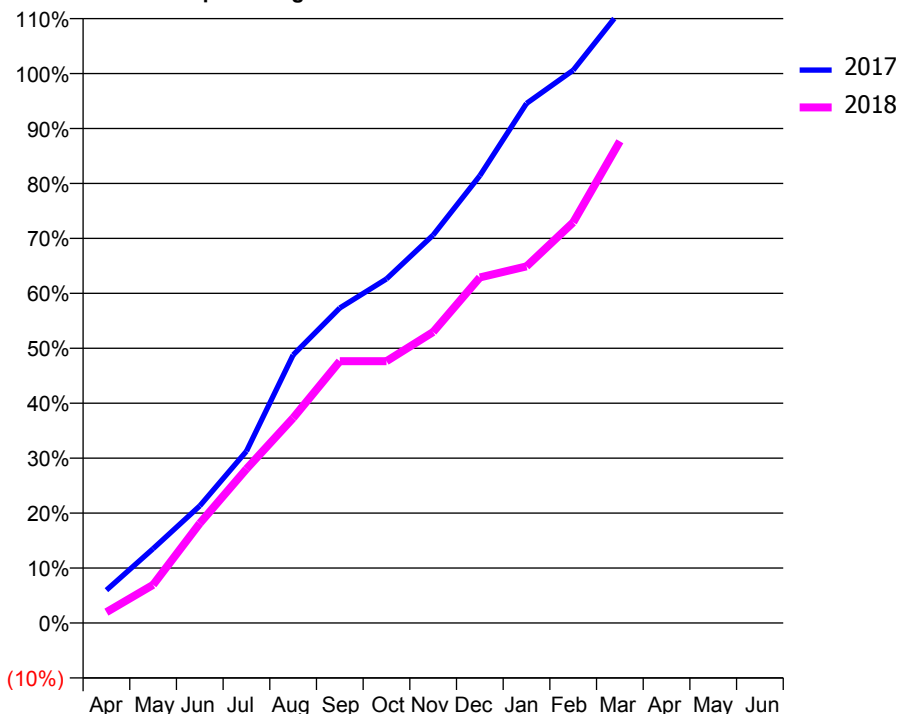
ACCESS*

Patients seen in 24 months	Total	Change since previous quarter
Quarter ending March 2017	713	
Quarter ending June 2017	703	↓
Quarter ending September 2017	683	↓
Quarter ending December 2017	671	↓
Quarter ending March 2018	651	↓
Variance since March 2017	(8.7%)	↓



ACTIVITY

Cumulative percentage of contracted UDA delivered 2017 & 2018



Month	Adjusted Scheduled Activity (UDA)	
	2017	2018
April	72	24
May	164	84
June	258	219
July	378	339
August	590	451
September	694	577
October	758	577
November	854	641
December	985	761
January	1,144	785
February	1,217	882
March	1,346	1,061
April	1,393	
May	1,395	
June	1,396	

QUALITY

	Quantity	Base Number	Contract	AT	Region	England
% of FP17s for the same patient ID Re-attending within 3 months - Children	42	762	5.5%	11.0%	11.6%	11.9%
% of FP17s for the same patient ID Re-attending within 3 months - Adults	1	32	3.1%	14.6%	15.4%	16.0%
% of FP17s for the same patient ID Re-attending between 3 & 9 months - Children	457	762	60.0%	59.6%	59.4%	58.3%
% of FP17s for the same patient ID Re-attending between 3 & 9 months - Adults	22	32	68.8%	48.5%	51.3%	50.3%
% of FP17s for Band 1 Urgent Courses	19	759	2.5%	9.4%	8.0%	9.1%
% of FP17s Relating to Free Repair or Replacements	0	759	0.0%	0.8%	0.8%	0.8%
% of FP17s Relating to Continuations	8	759	1.1%	1.1%	1.0%	1.0%
% of Patients satisfied with the dentistry they have received	0	0	N/A	92.3%	91.7%	91.5%
% of Patients satisfied with the time they had to wait for an appointment	0	0	N/A	87.4%	88.3%	87.9%

* This is based on patients treated on this contract for their most recent course of treatment. Figures in italics indicate the base number of FP17s or Patient Questionnaire responses are less than 100. N/A is shown where the base number of responses is less than 10 during the period. % is calculated as Quantity/Base number*100

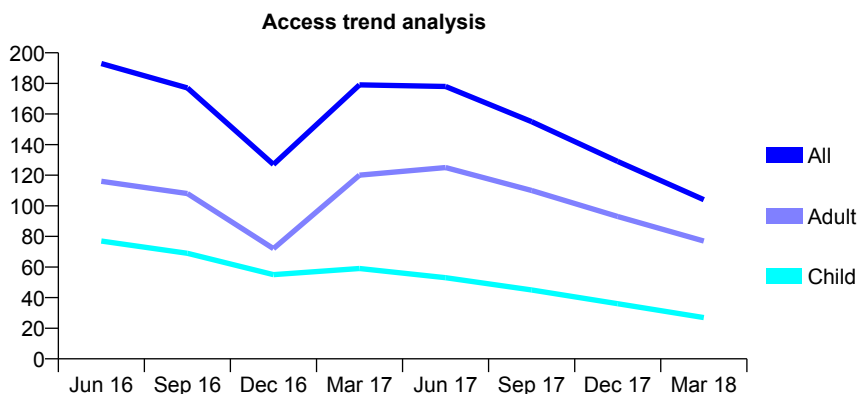
Q56 - Vital Signs At a Glance Contract Report for 131377/0001 - March 2018

Name or company name	Burleigh Street Dental Practice
Contract type name	GDS Contract
Purpose of contract	General
Contract start date	09/12/2013
Contract end date	31/03/2018

17/18 Contracted general activity (UDA)	547
Carry forward general activity (UDA)	0
17/18 Contracted orthodontic activity (UOA)	0
Carry forward orthodontic activity (UOA)	0
Baseline contract value	£12,914.14

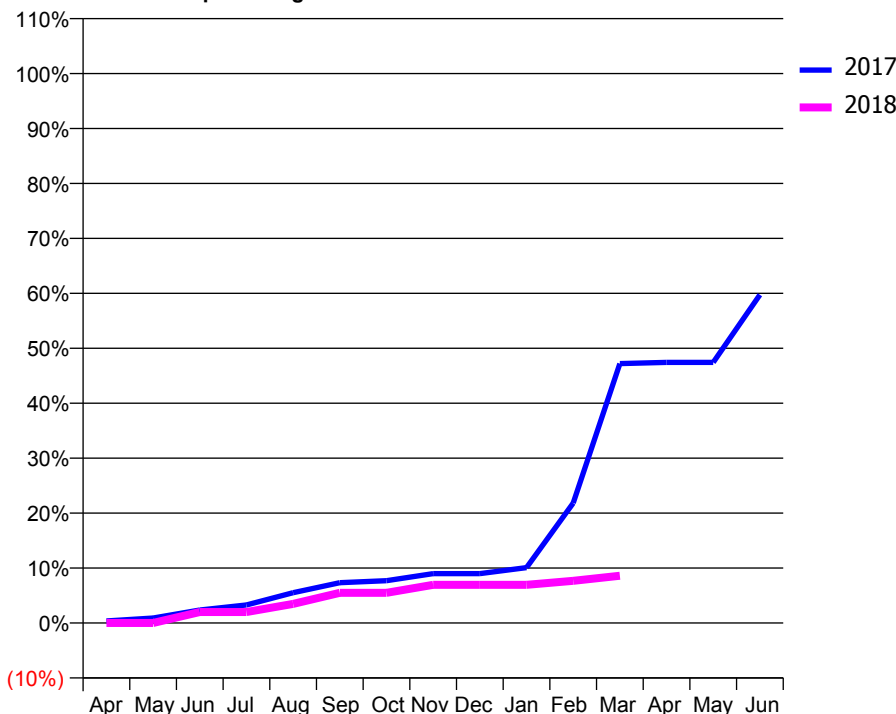
ACCESS*

Patients seen in 24 months	Total	Change since previous quarter
Quarter ending March 2017	179	
Quarter ending June 2017	178	→
Quarter ending September 2017	155	↓
Quarter ending December 2017	129	↓
Quarter ending March 2018	104	↓
Variance since March 2017	(41.9%)	↓



ACTIVITY

Cumulative percentage of contracted UDA delivered 2017 & 2018



Month	Adjusted Scheduled Activity (UDA)	
	2017	2018
April	2	0
May	5	0
June	13	11
July	18	11
August	30	19
September	40	30
October	42	30
November	49	38
December	49	38
January	55	38
February	119	42
March	258	47
April	259	
May	259	
June	327	

QUALITY

	Quantity	Base Number	Contract	AT	Region	England
% of FP17s for the same patient ID Re-attending within 3 months - Children	2	40	5.0%	11.0%	11.6%	11.9%
% of FP17s for the same patient ID Re-attending within 3 months - Adults	4	32	12.5%	14.6%	15.4%	16.0%
% of FP17s for the same patient ID Re-attending between 3 & 9 months - Children	18	40	45.0%	59.6%	59.4%	58.3%
% of FP17s for the same patient ID Re-attending between 3 & 9 months - Adults	2	32	6.3%	48.5%	51.3%	50.3%
% of FP17s for Band 1 Urgent Courses	0	36	0.0%	9.4%	8.0%	9.1%
% of FP17s Relating to Free Repair or Replacements	0	36	0.0%	0.8%	0.8%	0.8%
% of FP17s Relating to Continuations	0	36	0.0%	1.1%	1.0%	1.0%
% of Patients satisfied with the dentistry they have received	0	0	N/A	92.3%	91.7%	91.5%
% of Patients satisfied with the time they had to wait for an appointment	0	0	N/A	87.4%	88.3%	87.9%

* This is based on patients treated on this contract for their most recent course of treatment. Figures in italics indicate the base number of FP17s or Patient Questionnaire responses are less than 100. N/A is shown where the base number of responses is less than 10 during the period. % is calculated as Quantity/Base number*100

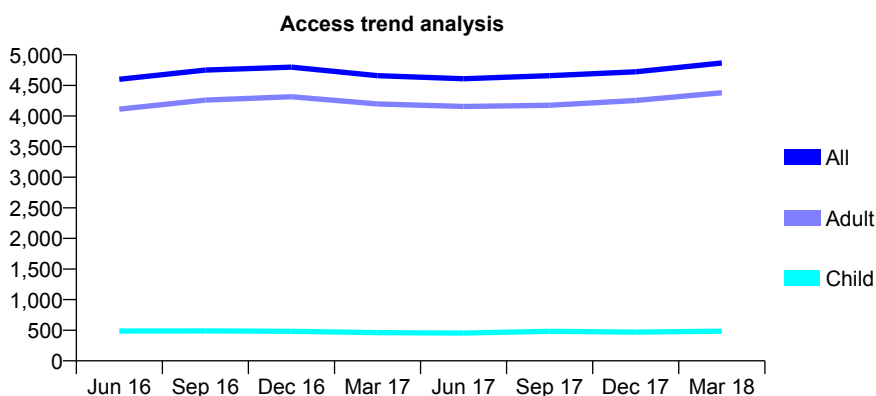
Q56 - Vital Signs At a Glance Contract Report for 132225/0001 - March 2018

Name or company name	Peterborough Dental Access Centre
Contract type name	PDS Contract
Purpose of contract	General
Contract start date	01/04/2006
Contract end date	31/03/2019

17/18 Contracted general activity (UDA)	4,000
Carry forward general activity (UDA)	0
17/18 Contracted orthodontic activity (UOA)	0
Carry forward orthodontic activity (UOA)	0
Baseline contract value	£192,544.72

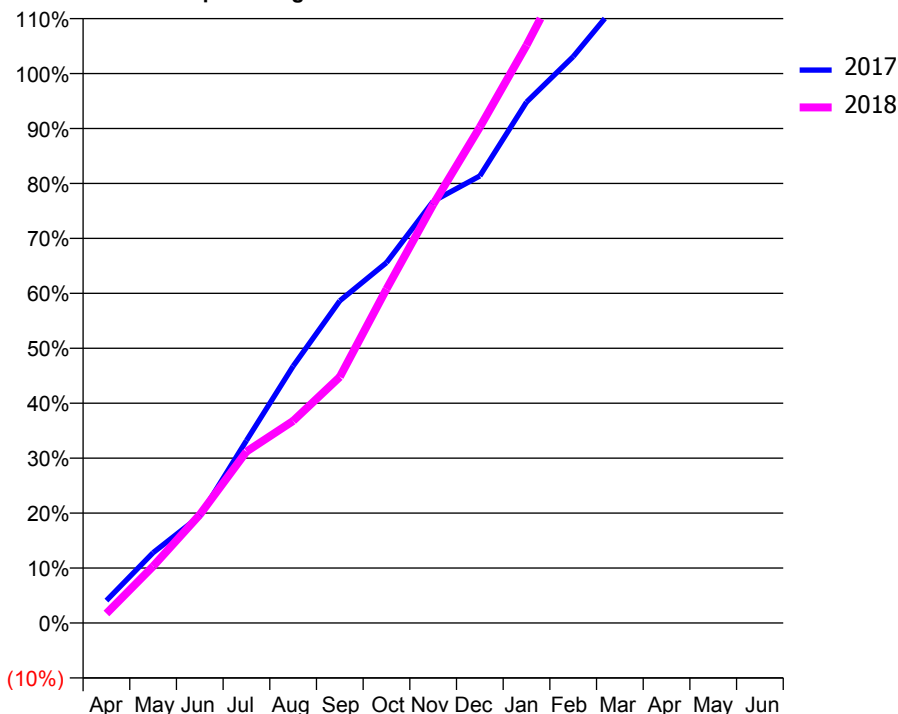
ACCESS*

Patients seen in 24 months	Total	Change since previous quarter
Quarter ending March 2017	4,658	
Quarter ending June 2017	4,610	↓
Quarter ending September 2017	4,659	→
Quarter ending December 2017	4,723	→
Quarter ending March 2018	4,866	↑
Variance since March 2017	4.5%	↑



ACTIVITY

Cumulative percentage of contracted UDA delivered 2017 & 2018



Month	Adjusted Scheduled Activity (UDA)	
	2017	2018
April	164	70
May	512	413
June	779	788
July	1,328	1,248
August	1,870	1,471
September	2,345	1,791
October	2,624	2,431
November	3,070	3,047
December	3,254	3,610
January	3,792	4,205
February	4,123	4,851
March	4,532	5,185
April	4,635	
May	4,636	
June	4,636	

QUALITY

	Quantity	Base Number	Contract	AT	Region	England
% of FP17s for the same patient ID Re-attending within 3 months - Children	55	694	7.9%	11.0%	11.6%	11.9%
% of FP17s for the same patient ID Re-attending within 3 months - Adults	380	4,221	9.0%	14.6%	15.4%	16.0%
% of FP17s for the same patient ID Re-attending between 3 & 9 months - Children	37	694	5.3%	59.6%	59.4%	58.3%
% of FP17s for the same patient ID Re-attending between 3 & 9 months - Adults	224	4,221	5.3%	48.5%	51.3%	50.3%
% of FP17s for Band 1 Urgent Courses	4,152	4,247	97.8%	9.4%	8.0%	9.1%
% of FP17s Relating to Free Repair or Replacements	0	4,247	0.0%	0.8%	0.8%	0.8%
% of FP17s Relating to Continuations	0	4,247	0.0%	1.1%	1.0%	1.0%
% of Patients satisfied with the dentistry they have received	1	3	N/A	92.3%	91.7%	91.5%
% of Patients satisfied with the time they had to wait for an appointment	2	3	N/A	87.4%	88.3%	87.9%

* This is based on patients treated on this contract for their most recent course of treatment. Figures in italics indicate the base number of FP17s or Patient Questionnaire responses are less than 100. N/A is shown where the base number of responses is less than 10 during the period. % is calculated as Quantity/Base number*100

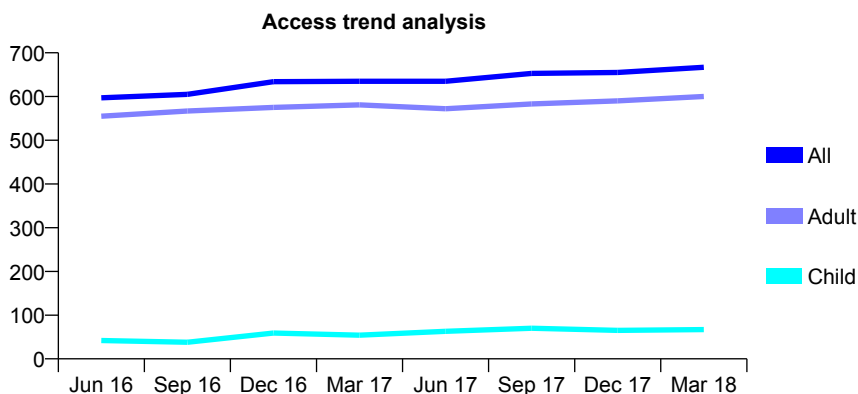
Q56 - Vital Signs At a Glance Contract Report for 132225/0002 - March 2018

Name or company name	Peterborough Dental Access Centre
Contract type name	PDS Contract
Purpose of contract	General
Contract start date	01/04/2011
Contract end date	31/03/2019

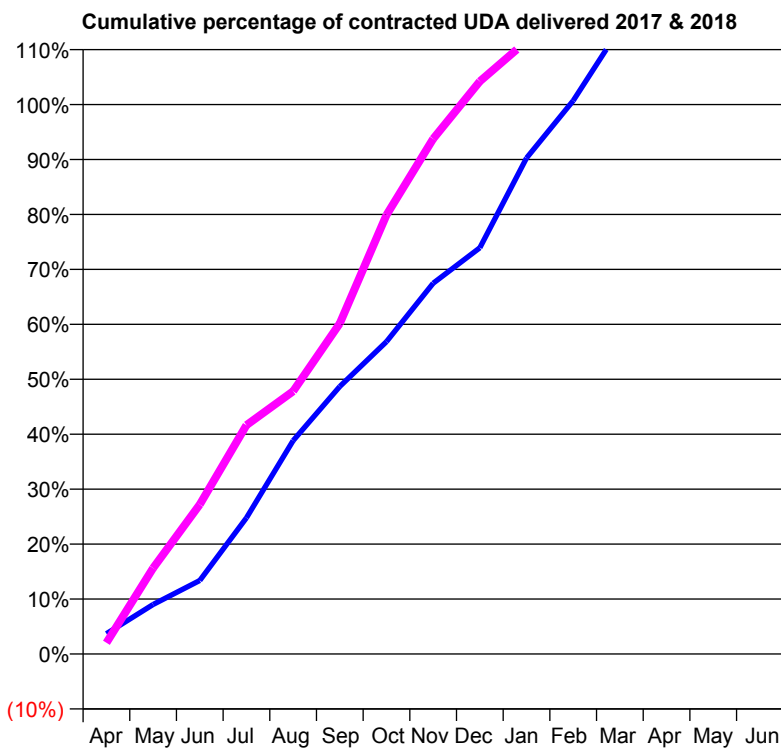
17/18 Contracted general activity (UDA)	632
Carry forward general activity (UDA)	0
17/18 Contracted orthodontic activity (UOA)	0
Carry forward orthodontic activity (UOA)	0
Baseline contract value	£37,182.53

ACCESS*

Patients seen in 24 months	Total	Change since previous quarter
Quarter ending March 2017	635	
Quarter ending June 2017	635	→
Quarter ending September 2017	653	↑
Quarter ending December 2017	655	→
Quarter ending March 2018	667	→
Variance since March 2017	5.0%	↑



ACTIVITY



Adjusted Scheduled Activity (UDA)		
Month	2017	2018
April	23	13
May	57	99
June	85	172
July	157	263
August	245	302
September	308	380
October	359	505
November	426	593
December	467	659
January	570	705
February	636	747
March	719	758
April	734	
May	734	
June	734	

QUALITY

	Quantity	Base Number	Contract	AT	Region	England
% of FP17s for the same patient ID Re-attending within 3 months - Children	1	97	1.0%	11.0%	11.6%	11.9%
% of FP17s for the same patient ID Re-attending within 3 months - Adults	7	539	1.3%	14.6%	15.4%	16.0%
% of FP17s for the same patient ID Re-attending between 3 & 9 months - Children	0	97	0.0%	59.6%	59.4%	58.3%
% of FP17s for the same patient ID Re-attending between 3 & 9 months - Adults	1	539	0.2%	48.5%	51.3%	50.3%
% of FP17s for Band 1 Urgent Courses	617	624	98.9%	9.4%	8.0%	9.1%
% of FP17s Relating to Free Repair or Replacements	0	624	0.0%	0.8%	0.8%	0.8%
% of FP17s Relating to Continuations	0	624	0.0%	1.1%	1.0%	1.0%
% of Patients satisfied with the dentistry they have received	0	0	N/A	92.3%	91.7%	91.5%
% of Patients satisfied with the time they had to wait for an appointment	0	0	N/A	87.4%	88.3%	87.9%

* This is based on patients treated on this contract for their most recent course of treatment. Figures in italics indicate the base number of FP17s or Patient Questionnaire responses are less than 100. N/A is shown where the base number of responses is less than 10 during the period. % is calculated as Quantity/Base number*100

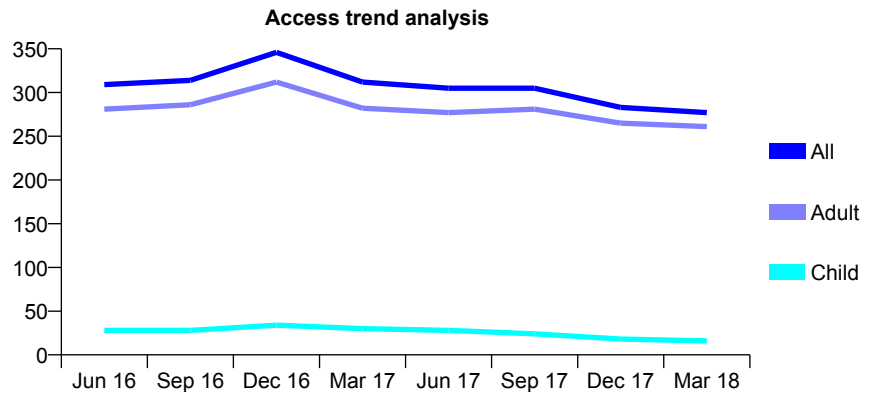
Q56 - Vital Signs At a Glance Contract Report for 132225/0003 - March 2018

Name or company name	Peterborough Dental Access Centre
Contract type name	PDS Contract
Purpose of contract	General
Contract start date	01/04/2011
Contract end date	31/03/2019

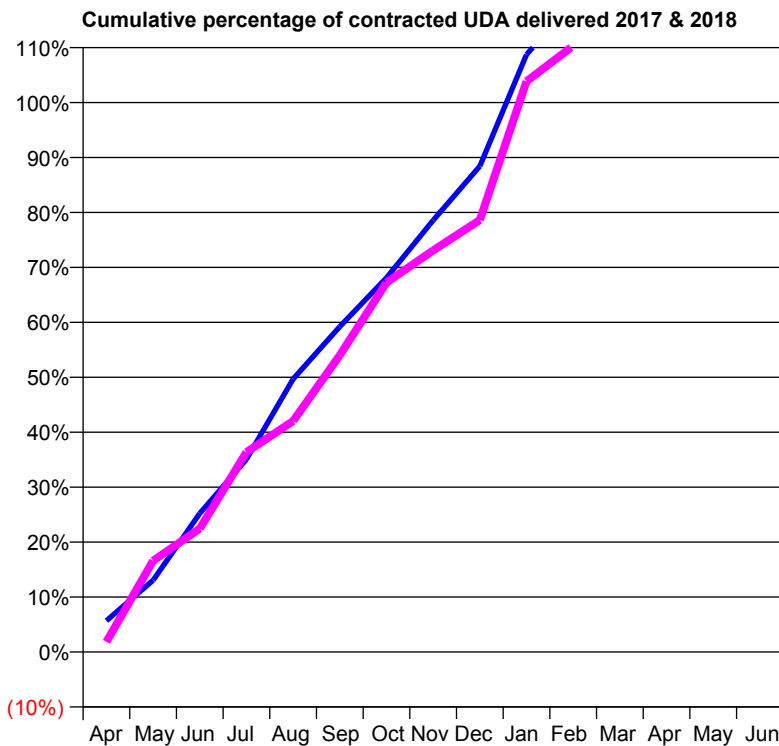
17/18 Contracted general activity (UDA)	390
Carry forward general activity (UDA)	0
17/18 Contracted orthodontic activity (UOA)	0
Carry forward orthodontic activity (UOA)	0
Baseline contract value	£34,763.95

ACCESS*

Patients seen in 24 months	Total	Change since previous quarter
Quarter ending March 2017	312	
Quarter ending June 2017	305	↓
Quarter ending September 2017	305	→
Quarter ending December 2017	283	↓
Quarter ending March 2018	277	↓
Variance since March 2017	(11.2%)	↓



ACTIVITY



Month	Adjusted Scheduled Activity (UDA)	
	2017	2018
April	22	7
May	51	65
June	98	88
July	137	142
August	194	164
September	231	211
October	266	262
November	306	285
December	345	307
January	424	405
February	461	430
March	497	467
April	516	
May	516	
June	516	

QUALITY

	Quantity	Base Number	Contract	AT	Region	England
% of FP17s for the same patient ID Re-attending within 3 months - Children	0	44	0.0%	11.0%	11.6%	11.9%
% of FP17s for the same patient ID Re-attending within 3 months - Adults	2	358	0.6%	14.6%	15.4%	16.0%
% of FP17s for the same patient ID Re-attending between 3 & 9 months - Children	0	44	0.0%	59.6%	59.4%	58.3%
% of FP17s for the same patient ID Re-attending between 3 & 9 months - Adults	4	358	1.1%	48.5%	51.3%	50.3%
% of FP17s for Band 1 Urgent Courses	382	387	98.7%	9.4%	8.0%	9.1%
% of FP17s Relating to Free Repair or Replacements	0	387	0.0%	0.8%	0.8%	0.8%
% of FP17s Relating to Continuations	0	387	0.0%	1.1%	1.0%	1.0%
% of Patients satisfied with the dentistry they have received	0	0	N/A	92.3%	91.7%	91.5%
% of Patients satisfied with the time they had to wait for an appointment	0	0	N/A	87.4%	88.3%	87.9%

* This is based on patients treated on this contract for their most recent course of treatment. Figures in italics indicate the base number of FP17s or Patient Questionnaire responses are less than 100. N/A is shown where the base number of responses is less than 10 during the period. % is calculated as Quantity/Base number*100

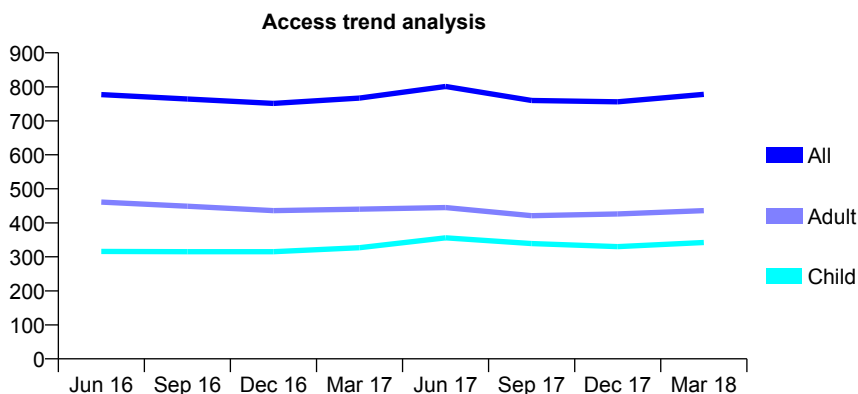
Q56 - Vital Signs At a Glance Contract Report for 132225/0004 - March 2018

Name or company name	Peterborough Dental Access Centre
Contract type name	PDS Contract
Purpose of contract	General
Contract start date	01/04/2011
Contract end date	31/03/2019

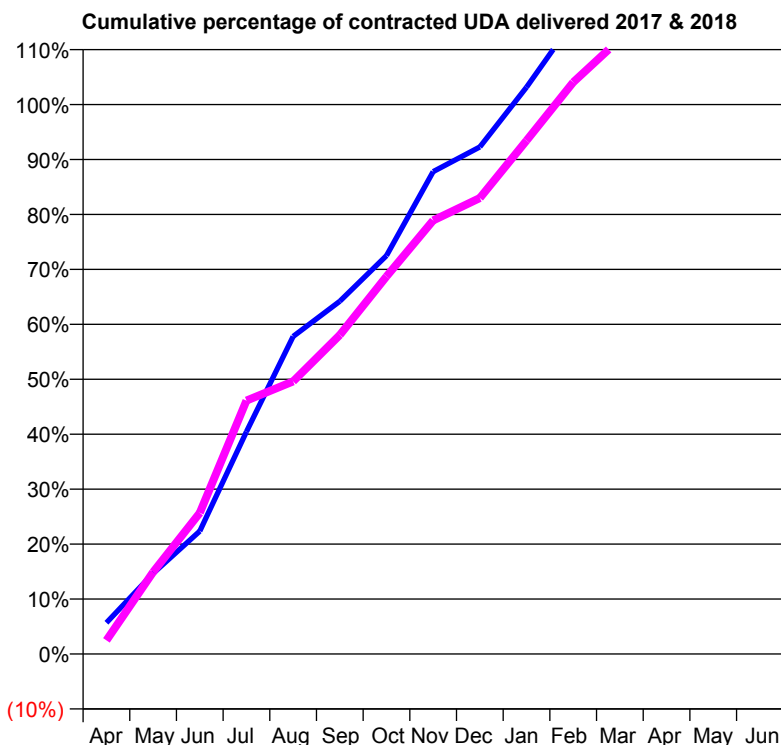
17/18 Contracted general activity (UDA)	1,475
Carry forward general activity (UDA)	0
17/18 Contracted orthodontic activity (UOA)	0
Carry forward orthodontic activity (UOA)	0
Baseline contract value	£110,445.79

ACCESS*

Patients seen in 24 months	Total	Change since previous quarter
Quarter ending March 2017	767	
Quarter ending June 2017	801	↑
Quarter ending September 2017	760	↓
Quarter ending December 2017	756	→
Quarter ending March 2018	778	↑
Variance since March 2017	1.4%	→



ACTIVITY



Adjusted Scheduled Activity (UDA)		
Month	2017	2018
April	84	37
May	216	220
June	330	379
July	597	680
August	852	732
September	947	856
October	1,069	1,013
November	1,295	1,164
December	1,361	1,224
January	1,521	1,378
February	1,698	1,535
March	1,930	1,650
April	2,011	
May	2,011	
June	2,011	

QUALITY

	Quantity	Base Number	Contract	AT	Region	England
% of FP17s for the same patient ID Re-attending within 3 months - Children	47	533	8.8%	11.0%	11.6%	11.9%
% of FP17s for the same patient ID Re-attending within 3 months - Adults	28	488	5.7%	14.6%	15.4%	16.0%
% of FP17s for the same patient ID Re-attending between 3 & 9 months - Children	154	533	28.9%	59.6%	59.4%	58.3%
% of FP17s for the same patient ID Re-attending between 3 & 9 months - Adults	215	488	44.1%	48.5%	51.3%	50.3%
% of FP17s for Band 1 Urgent Courses	55	977	5.6%	9.4%	8.0%	9.1%
% of FP17s Relating to Free Repair or Replacements	0	977	0.0%	0.8%	0.8%	0.8%
% of FP17s Relating to Continuations	0	977	0.0%	1.1%	1.0%	1.0%
% of Patients satisfied with the dentistry they have received	1	1	N/A	92.3%	91.7%	91.5%
% of Patients satisfied with the time they had to wait for an appointment	1	1	N/A	87.4%	88.3%	87.9%

* This is based on patients treated on this contract for their most recent course of treatment. Figures in italics indicate the base number of FP17s or Patient Questionnaire responses are less than 100. N/A is shown where the base number of responses is less than 10 during the period. % is calculated as Quantity/Base number*100

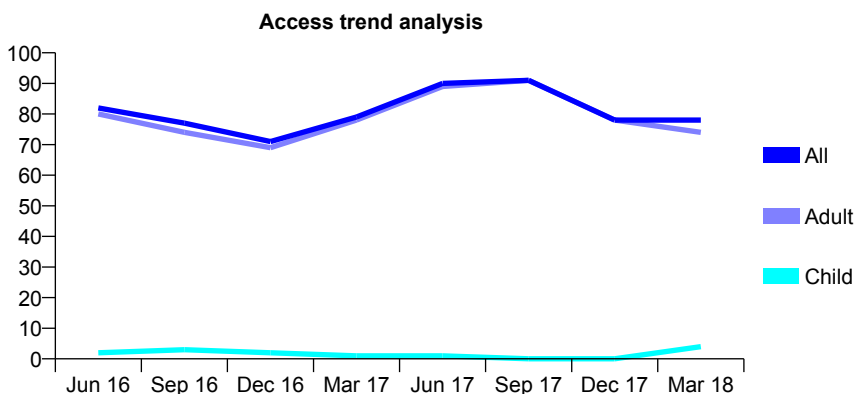
Q56 - Vital Signs At a Glance Contract Report for 132225/0005 - March 2018

Name or company name	Peterborough Dental Access Centre
Contract type name	PDS Contract
Purpose of contract	General
Contract start date	01/04/2011
Contract end date	31/03/2019

17/18 Contracted general activity (UDA)	148
Carry forward general activity (UDA)	0
17/18 Contracted orthodontic activity (UOA)	0
Carry forward orthodontic activity (UOA)	0
Baseline contract value	£13,159.36

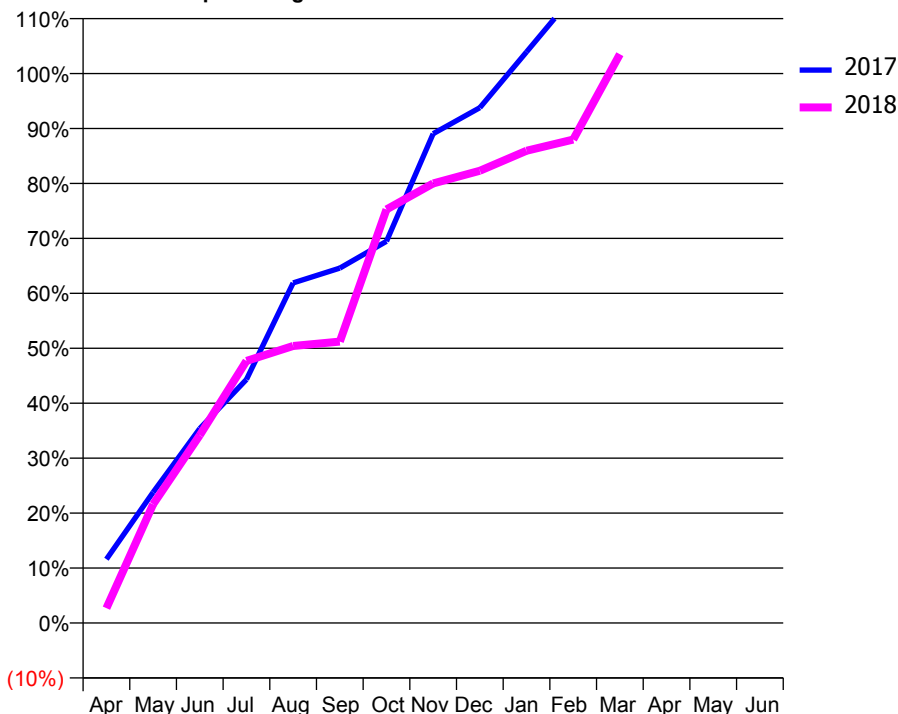
ACCESS*

Patients seen in 24 months	Total	Change since previous quarter
Quarter ending March 2017	79	
Quarter ending June 2017	90	↑
Quarter ending September 2017	91	→
Quarter ending December 2017	78	↓
Quarter ending March 2018	78	→
Variance since March 2017	(1.3%)	↓



ACTIVITY

Cumulative percentage of contracted UDA delivered 2017 & 2018



Month	Adjusted Scheduled Activity (UDA)	
	2017	2018
April	17	4
May	35	32
June	52	51
July	66	71
August	92	75
September	96	76
October	103	111
November	132	118
December	139	122
January	154	127
February	169	130
March	187	153
April	200	
May	200	
June	200	

QUALITY

	Quantity	Base Number	Contract	AT	Region	England
% of FP17s for the same patient ID Re-attending within 3 months - Children	0	4	0.0%	11.0%	11.6%	11.9%
% of FP17s for the same patient ID Re-attending within 3 months - Adults	3	61	4.9%	14.6%	15.4%	16.0%
% of FP17s for the same patient ID Re-attending between 3 & 9 months - Children	0	4	0.0%	59.6%	59.4%	58.3%
% of FP17s for the same patient ID Re-attending between 3 & 9 months - Adults	11	61	18.0%	48.5%	51.3%	50.3%
% of FP17s for Band 1 Urgent Courses	11	63	17.5%	9.4%	8.0%	9.1%
% of FP17s Relating to Free Repair or Replacements	0	63	0.0%	0.8%	0.8%	0.8%
% of FP17s Relating to Continuations	0	63	0.0%	1.1%	1.0%	1.0%
% of Patients satisfied with the dentistry they have received	0	0	N/A	92.3%	91.7%	91.5%
% of Patients satisfied with the time they had to wait for an appointment	0	0	N/A	87.4%	88.3%	87.9%

* This is based on patients treated on this contract for their most recent course of treatment. Figures in italics indicate the base number of FP17s or Patient Questionnaire responses are less than 100. N/A is shown where the base number of responses is less than 10 during the period. % is calculated as Quantity/Base number*100

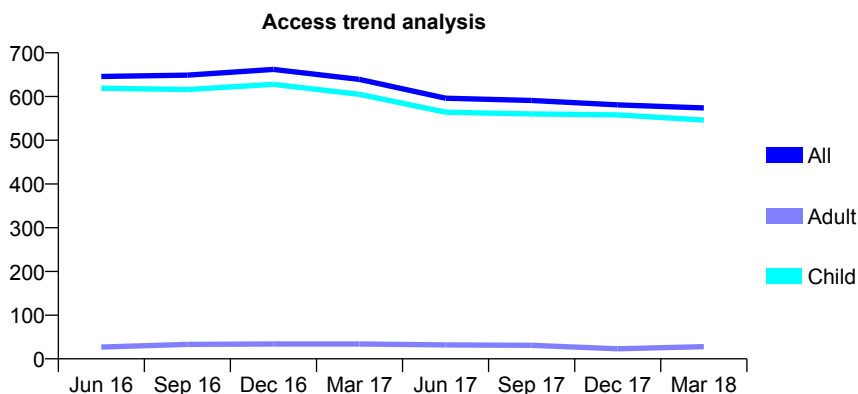
Q56 - Vital Signs At a Glance Contract Report for 132225/0006 - March 2018

Name or company name	Peterborough Dental Access Centre
Contract type name	PDS Contract
Purpose of contract	General
Contract start date	01/04/2011
Contract end date	31/03/2019

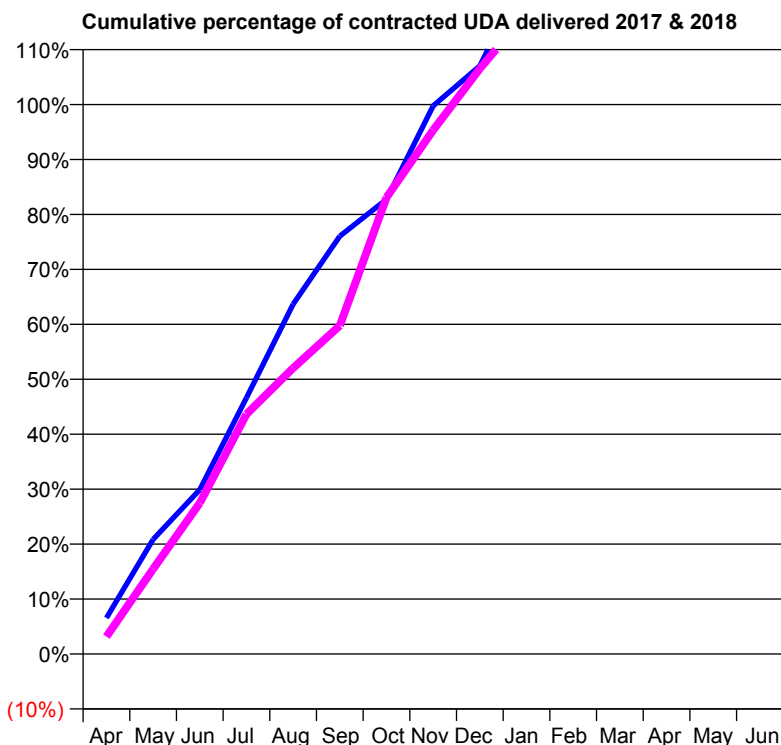
17/18 Contracted general activity (UDA)	1,416
Carry forward general activity (UDA)	0
17/18 Contracted orthodontic activity (UOA)	0
Carry forward orthodontic activity (UOA)	0
Baseline contract value	£609,016.81

ACCESS*

Patients seen in 24 months	Total	Change since previous quarter
Quarter ending March 2017	639	
Quarter ending June 2017	596	↓
Quarter ending September 2017	591	→
Quarter ending December 2017	581	↓
Quarter ending March 2018	574	↓
Variance since March 2017	(10.2%)	↓



ACTIVITY



Month	Adjusted Scheduled Activity (UDA)	
	2017	2018
April	93	45
May	295	219
June	423	389
July	660	618
August	902	737
September	1,077	846
October	1,172	1,176
November	1,413	1,350
December	1,516	1,508
January	1,757	1,651
February	1,892	1,849
March	2,155	1,954
April	2,225	
May	2,225	
June	2,225	

QUALITY

	Quantity	Base Number	Contract	AT	Region	England
% of FP17s for the same patient ID Re-attending within 3 months - Children	0	664	0.0%	11.0%	11.6%	11.9%
% of FP17s for the same patient ID Re-attending within 3 months - Adults	0	28	0.0%	14.6%	15.4%	16.0%
% of FP17s for the same patient ID Re-attending between 3 & 9 months - Children	0	664	0.0%	59.6%	59.4%	58.3%
% of FP17s for the same patient ID Re-attending between 3 & 9 months - Adults	0	28	0.0%	48.5%	51.3%	50.3%
% of FP17s for Band 1 Urgent Courses	7	668	1.0%	9.4%	8.0%	9.1%
% of FP17s Relating to Free Repair or Replacements	0	668	0.0%	0.8%	0.8%	0.8%
% of FP17s Relating to Continuations	0	668	0.0%	1.1%	1.0%	1.0%
% of Patients satisfied with the dentistry they have received	0	0	N/A	92.3%	91.7%	91.5%
% of Patients satisfied with the time they had to wait for an appointment	0	0	N/A	87.4%	88.3%	87.9%

* This is based on patients treated on this contract for their most recent course of treatment. Figures in italics indicate the base number of FP17s or Patient Questionnaire responses are less than 100. N/A is shown where the base number of responses is less than 10 during the period. % is calculated as Quantity/Base number*100

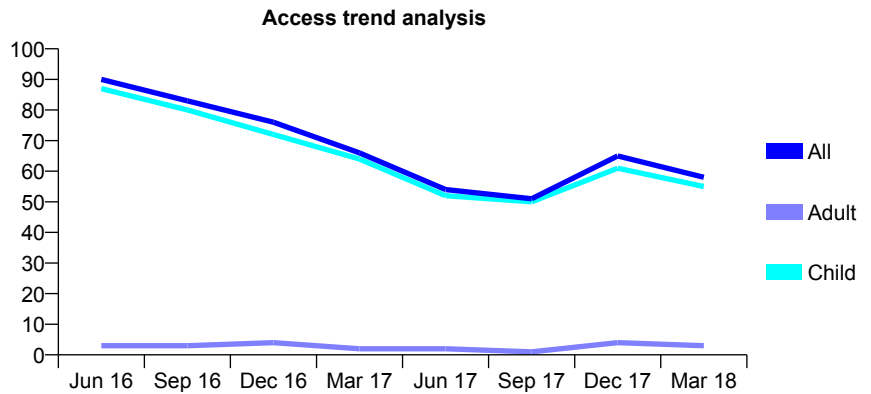
Q56 - Vital Signs At a Glance Contract Report for 132225/0007 - March 2018

Name or company name	Peterborough Dental Access Centre
Contract type name	PDS Contract
Purpose of contract	General
Contract start date	01/04/2011
Contract end date	31/03/2019

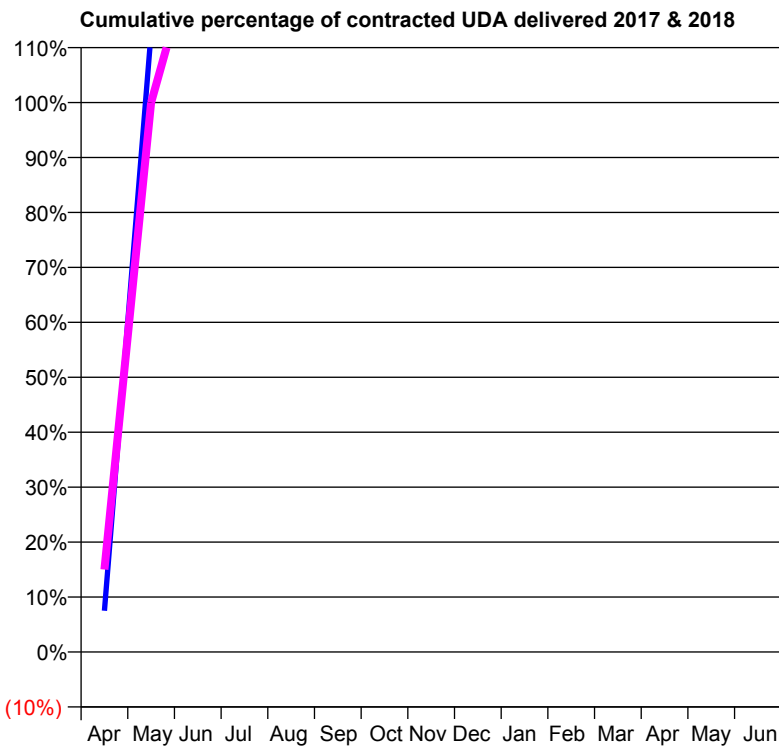
17/18 Contracted general activity (UDA)	40
Carry forward general activity (UDA)	0
17/18 Contracted orthodontic activity (UOA)	0
Carry forward orthodontic activity (UOA)	0
Baseline contract value	£13,581.37

ACCESS*

Patients seen in 24 months	Total	Change since previous quarter
Quarter ending March 2017	66	
Quarter ending June 2017	54	↓
Quarter ending September 2017	51	↓
Quarter ending December 2017	65	↑
Quarter ending March 2018	58	↓
Variance since March 2017	(12.1%)	↓



ACTIVITY



Month	Adjusted Scheduled Activity (UDA)	
	2017	2018
April	3	6
May	45	40
June	54	52
July	75	82
August	100	91
September	112	115
October	133	163
November	153	239
December	165	263
January	171	291
February	184	310
March	206	334
April	212	
May	212	
June	212	

QUALITY

	Quantity	Base Number	Contract	AT	Region	England
% of FP17s for the same patient ID Re-attending within 3 months - Children	1	115	0.9%	11.0%	11.6%	11.9%
% of FP17s for the same patient ID Re-attending within 3 months - Adults	0	2	0.0%	14.6%	15.4%	16.0%
% of FP17s for the same patient ID Re-attending between 3 & 9 months - Children	0	115	0.0%	59.6%	59.4%	58.3%
% of FP17s for the same patient ID Re-attending between 3 & 9 months - Adults	0	2	0.0%	48.5%	51.3%	50.3%
% of FP17s for Band 1 Urgent Courses	0	115	0.0%	9.4%	8.0%	9.1%
% of FP17s Relating to Free Repair or Replacements	0	115	0.0%	0.8%	0.8%	0.8%
% of FP17s Relating to Continuations	0	115	0.0%	1.1%	1.0%	1.0%
% of Patients satisfied with the dentistry they have received	0	0	N/A	92.3%	91.7%	91.5%
% of Patients satisfied with the time they had to wait for an appointment	0	0	N/A	87.4%	88.3%	87.9%

* This is based on patients treated on this contract for their most recent course of treatment. Figures in italics indicate the base number of FP17s or Patient Questionnaire responses are less than 100. N/A is shown where the base number of responses is less than 10 during the period. % is calculated as Quantity/Base number*100

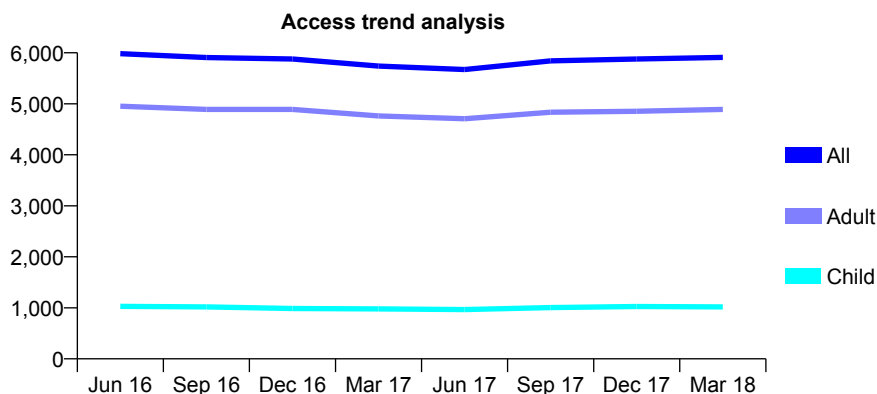
Q56 - Vital Signs At a Glance Contract Report for 132322/0001 - March 2018

Name or company name	Orford Hill Limited
Contract type name	GDS Contract
Purpose of contract	General
Contract start date	01/12/2012
Contract end date	

17/18 Contracted general activity (UDA)	16,000
Carry forward general activity (UDA)	105
17/18 Contracted orthodontic activity (UOA)	0
Carry forward orthodontic activity (UOA)	0
Baseline contract value	£420,617.02

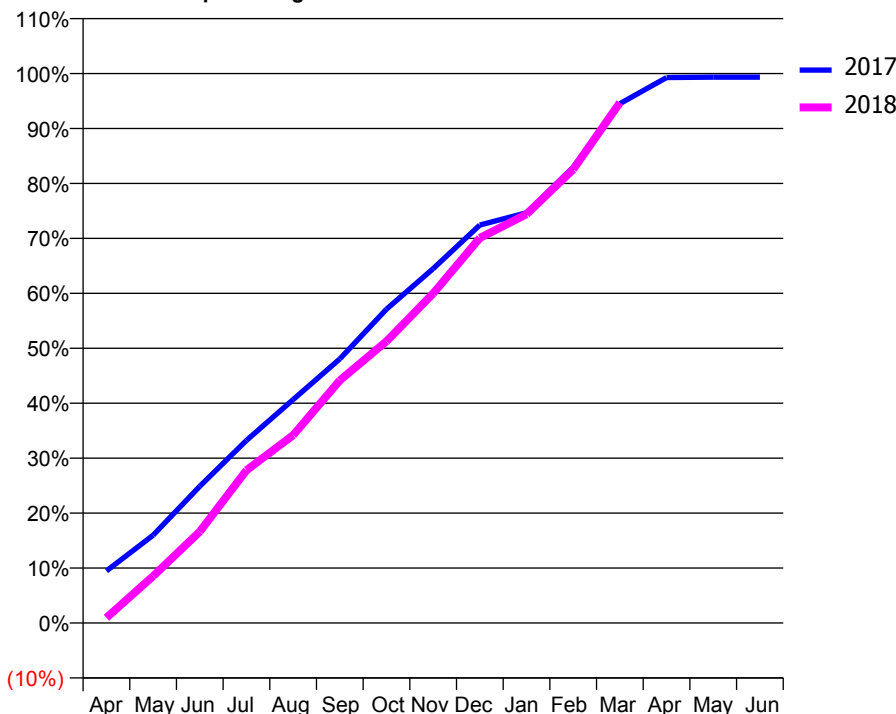
ACCESS*

Patients seen in 24 months	Total	Change since previous quarter
Quarter ending March 2017	5,739	
Quarter ending June 2017	5,673	↓
Quarter ending September 2017	5,842	↑
Quarter ending December 2017	5,879	→
Quarter ending March 2018	5,910	→
Variance since March 2017	3.0%	↑



ACTIVITY

Cumulative percentage of contracted UDA delivered 2017 & 2018



Month	Adjusted Scheduled Activity (UDA)	
	2017	2018
April	1,515	153
May	2,557	1,365
June	3,983	2,662
July	5,316	4,446
August	6,507	5,470
September	7,689	7,063
October	9,138	8,203
November	10,318	9,596
December	11,588	11,209
January	11,946	11,901
February	13,270	13,206
March	15,120	15,154
April	15,884	
May	15,893	
June	15,895	

QUALITY

	Quantity	Base Number	Contract	AT	Region	England
% of FP17s for the same patient ID Re-attending within 3 months - Children	89	1,568	5.7%	11.0%	11.6%	11.9%
% of FP17s for the same patient ID Re-attending within 3 months - Adults	1,251	7,747	16.1%	14.6%	15.4%	16.0%
% of FP17s for the same patient ID Re-attending between 3 & 9 months - Children	963	1,568	61.4%	59.6%	59.4%	58.3%
% of FP17s for the same patient ID Re-attending between 3 & 9 months - Adults	4,348	7,747	56.1%	48.5%	51.3%	50.3%
% of FP17s for Band 1 Urgent Courses	663	8,969	7.4%	9.4%	8.0%	9.1%
% of FP17s Relating to Free Repair or Replacements	127	8,969	1.4%	0.8%	0.8%	0.8%
% of FP17s Relating to Continuations	136	8,969	1.5%	1.1%	1.0%	1.0%
% of Patients satisfied with the dentistry they have received	5	5	N/A	92.3%	91.7%	91.5%
% of Patients satisfied with the time they had to wait for an appointment	4	5	N/A	87.4%	88.3%	87.9%

* This is based on patients treated on this contract for their most recent course of treatment. Figures in italics indicate the base number of FP17s or Patient Questionnaire responses are less than 100. N/A is shown where the base number of responses is less than 10 during the period. % is calculated as Quantity/Base number*100

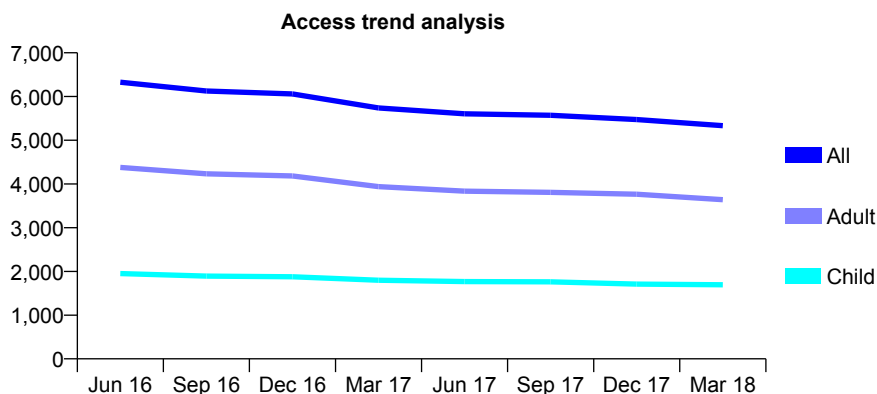
Q56 - Vital Signs At a Glance Contract Report for 132454/0001 - March 2018

Name or company name	1A Bretton
Contract type name	PDS Plus Contract
Purpose of contract	General
Contract start date	04/05/2010
Contract end date	30/06/2018

17/18 Contracted general activity (UDA)	21,000
Carry forward general activity (UDA)	0
17/18 Contracted orthodontic activity (UOA)	0
Carry forward orthodontic activity (UOA)	0
Baseline contract value	£526,017.75

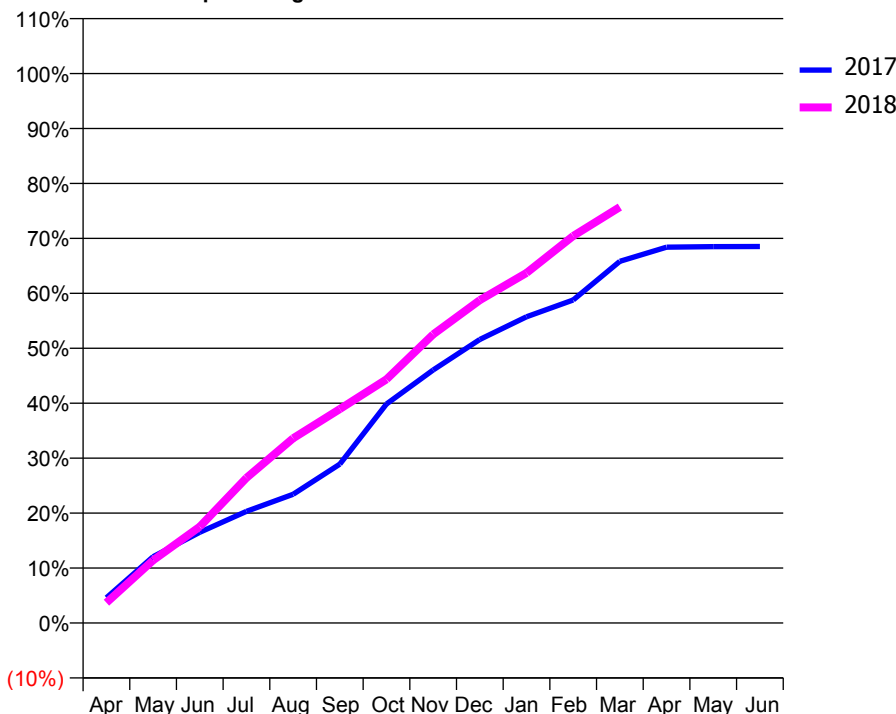
ACCESS*

Patients seen in 24 months	Total	Change since previous quarter
Quarter ending March 2017	5,739	
Quarter ending June 2017	5,605	↓
Quarter ending September 2017	5,570	→
Quarter ending December 2017	5,474	↓
Quarter ending March 2018	5,334	↓
Variance since March 2017	(7.1%)	↓



ACTIVITY

Cumulative percentage of contracted UDA delivered 2017 & 2018



Month	Adjusted Scheduled Activity (UDA)	
	2017	2018
April	966	778
May	2,536	2,399
June	3,468	3,681
July	4,268	5,546
August	4,922	7,062
September	6,072	8,177
October	8,370	9,312
November	9,668	11,030
December	10,838	12,342
January	11,704	13,378
February	12,344	14,790
March	13,825	15,897
April	14,364	
May	14,385	
June	14,391	

QUALITY

	Quantity	Base Number	Contract	AT	Region	England
% of FP17s for the same patient ID Re-attending within 3 months - Children	146	2,438	6.0%	11.0%	11.6%	11.9%
% of FP17s for the same patient ID Re-attending within 3 months - Adults	491	4,544	10.8%	14.6%	15.4%	16.0%
% of FP17s for the same patient ID Re-attending between 3 & 9 months - Children	1,509	2,438	61.9%	59.6%	59.4%	58.3%
% of FP17s for the same patient ID Re-attending between 3 & 9 months - Adults	2,170	4,544	47.8%	48.5%	51.3%	50.3%
% of FP17s for Band 1 Urgent Courses	380	6,720	5.7%	9.4%	8.0%	9.1%
% of FP17s Relating to Free Repair or Replacements	23	6,720	0.3%	0.8%	0.8%	0.8%
% of FP17s Relating to Continuations	88	6,720	1.3%	1.1%	1.0%	1.0%
% of Patients satisfied with the dentistry they have received	4	4	N/A	92.3%	91.7%	91.5%
% of Patients satisfied with the time they had to wait for an appointment	4	4	N/A	87.4%	88.3%	87.9%

* This is based on patients treated on this contract for their most recent course of treatment. Figures in italics indicate the base number of FP17s or Patient Questionnaire responses are less than 100. N/A is shown where the base number of responses is less than 10 during the period. % is calculated as Quantity/Base number*100

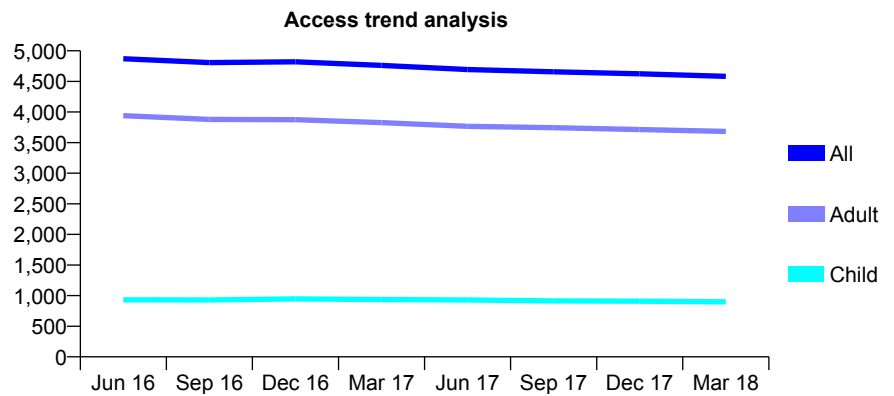
Q56 - Vital Signs At a Glance Contract Report for 133582/0001 - March 2018

Name or company name	Dr Horan & Dr Simkiene
Contract type name	GDS Contract
Purpose of contract	General and Orthodontic
Contract start date	01/05/2013
Contract end date	

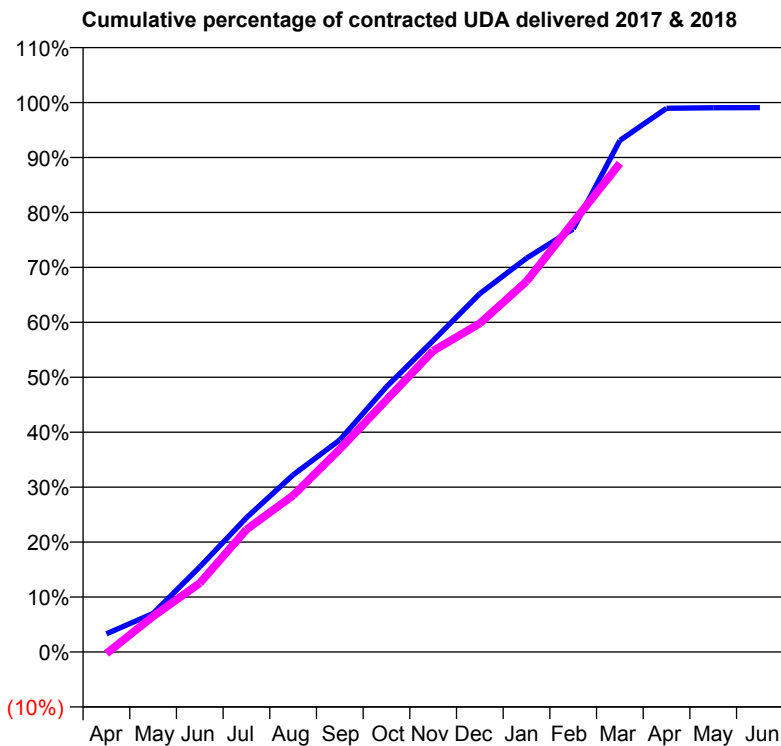
17/18 Contracted general activity (UDA)	15,998
Carry forward general activity (UDA)	150
17/18 Contracted orthodontic activity (UOA)	4,054
Carry forward orthodontic activity (UOA)	37
Baseline contract value	£603,376.67

ACCESS*

Patients seen in 24 months	Total	Change since previous quarter
Quarter ending March 2017	4,762	
Quarter ending June 2017	4,694	↓
Quarter ending September 2017	4,657	→
Quarter ending December 2017	4,624	→
Quarter ending March 2018	4,582	→
Variance since March 2017	(3.8%)	↓



ACTIVITY



Month	Adjusted Scheduled Activity (UDA)	
	2017	2018
April	528	-49
May	1,124	1,038
June	2,480	2,004
July	3,912	3,566
August	5,158	4,561
September	6,174	5,907
October	7,724	7,340
November	9,066	8,769
December	10,433	9,566
January	11,464	10,791
February	12,316	12,510
March	14,894	14,228
April	15,829	
May	15,845	
June	15,848	

QUALITY

	Quantity	Base Number	Contract	AT	Region	England
% of FP17s for the same patient ID Re-attending within 3 months - Children	262	1,796	14.6%	11.0%	11.6%	11.9%
% of FP17s for the same patient ID Re-attending within 3 months - Adults	871	5,784	15.1%	14.6%	15.4%	16.0%
% of FP17s for the same patient ID Re-attending between 3 & 9 months - Children	577	1,796	32.1%	59.6%	59.4%	58.3%
% of FP17s for the same patient ID Re-attending between 3 & 9 months - Adults	3,291	5,784	56.9%	48.5%	51.3%	50.3%
% of FP17s for Band 1 Urgent Courses	313	6,540	4.8%	9.4%	8.0%	9.1%
% of FP17s Relating to Free Repair or Replacements	42	6,540	0.6%	0.8%	0.8%	0.8%
% of FP17s Relating to Continuations	56	6,540	0.9%	1.1%	1.0%	1.0%
% of Patients satisfied with the dentistry they have received	7	7	N/A	92.3%	91.7%	91.5%
% of Patients satisfied with the time they had to wait for an appointment	7	7	N/A	87.4%	88.3%	87.9%

* This is based on patients treated on this contract for their most recent course of treatment. Figures in italics indicate the base number of FP17s or Patient Questionnaire responses are less than 100. N/A is shown where the base number of responses is less than 10 during the period. % is calculated as Quantity/Base number*100

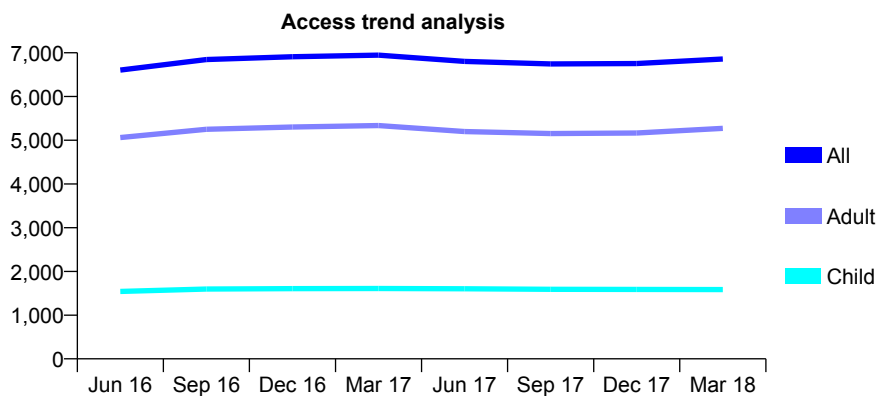
Q56 - Vital Signs At a Glance Contract Report for 134066/0001 - March 2018

Name or company name	Berners Holdings Ltd
Contract type name	GDS Contract
Purpose of contract	General
Contract start date	01/04/2008
Contract end date	

17/18 Contracted general activity (UDA)	16,932
Carry forward general activity (UDA)	62
17/18 Contracted orthodontic activity (UOA)	0
Carry forward orthodontic activity (UOA)	0
Baseline contract value	£364,052.06

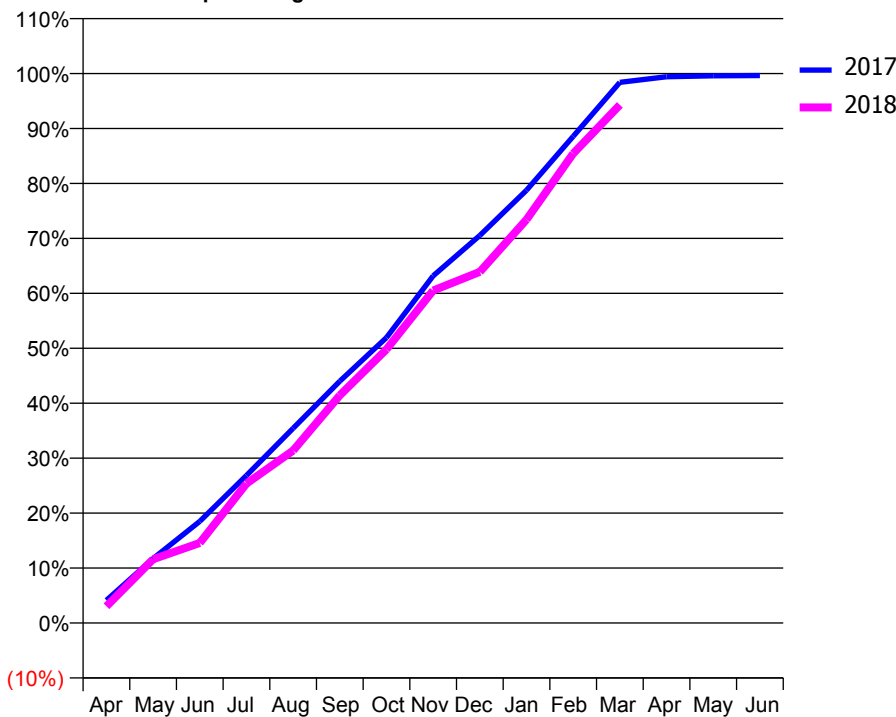
ACCESS*

Patients seen in 24 months	Total	Change since previous quarter
Quarter ending March 2017	6,947	
Quarter ending June 2017	6,802	↓
Quarter ending September 2017	6,744	→
Quarter ending December 2017	6,753	→
Quarter ending March 2018	6,857	→
Variance since March 2017	(1.3%)	↓



ACTIVITY

Cumulative percentage of contracted UDA delivered 2017 & 2018



Month	Adjusted Scheduled Activity (UDA)	
	2017	2018
April	701	514
May	1,987	1,966
June	3,135	2,469
July	4,546	4,296
August	6,002	5,315
September	7,452	7,016
October	8,797	8,434
November	10,698	10,244
December	11,943	10,822
January	13,334	12,433
February	14,994	14,465
March	16,658	15,967
April	16,831	
May	16,861	
June	16,870	

QUALITY

	Quantity	Base Number	Contract	AT	Region	England
% of FP17s for the same patient ID Re-attending within 3 months - Children	168	2,041	8.2%	11.0%	11.6%	11.9%
% of FP17s for the same patient ID Re-attending within 3 months - Adults	882	5,879	15.0%	14.6%	15.4%	16.0%
% of FP17s for the same patient ID Re-attending between 3 & 9 months - Children	1,078	2,041	52.8%	59.6%	59.4%	58.3%
% of FP17s for the same patient ID Re-attending between 3 & 9 months - Adults	2,479	5,879	42.2%	48.5%	51.3%	50.3%
% of FP17s for Band 1 Urgent Courses	1,296	7,785	16.6%	9.4%	8.0%	9.1%
% of FP17s Relating to Free Repair or Replacements	63	7,785	0.8%	0.8%	0.8%	0.8%
% of FP17s Relating to Continuations	9	7,785	0.1%	1.1%	1.0%	1.0%
% of Patients satisfied with the dentistry they have received	3	4	N/A	92.3%	91.7%	91.5%
% of Patients satisfied with the time they had to wait for an appointment	4	4	N/A	87.4%	88.3%	87.9%

* This is based on patients treated on this contract for their most recent course of treatment. Figures in italics indicate the base number of FP17s or Patient Questionnaire responses are less than 100. N/A is shown where the base number of responses is less than 10 during the period. % is calculated as Quantity/Base number*100

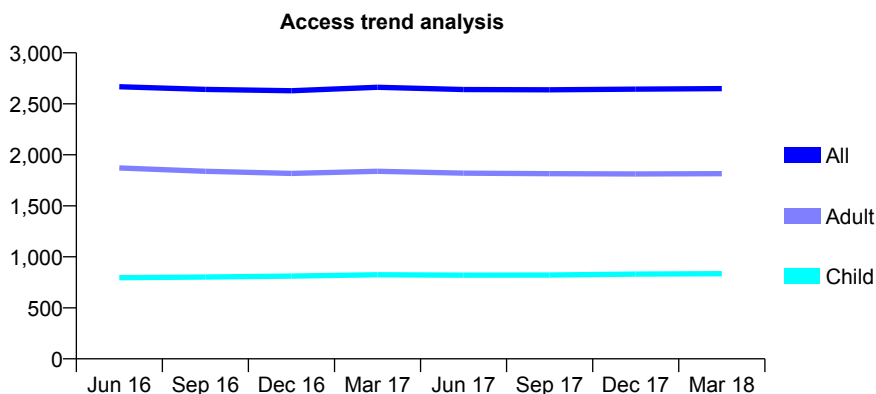
Q56 - Vital Signs At a Glance Contract Report for 135151/0001 - March 2018

Name or company name	Mr Gawain King and Mrs Antoinette King
Contract type name	GDS Contract
Purpose of contract	General
Contract start date	09/12/2010
Contract end date	

17/18 Contracted general activity (UDA)	7,500
Carry forward general activity (UDA)	206
17/18 Contracted orthodontic activity (UOA)	0
Carry forward orthodontic activity (UOA)	0
Baseline contract value	£201,570.28

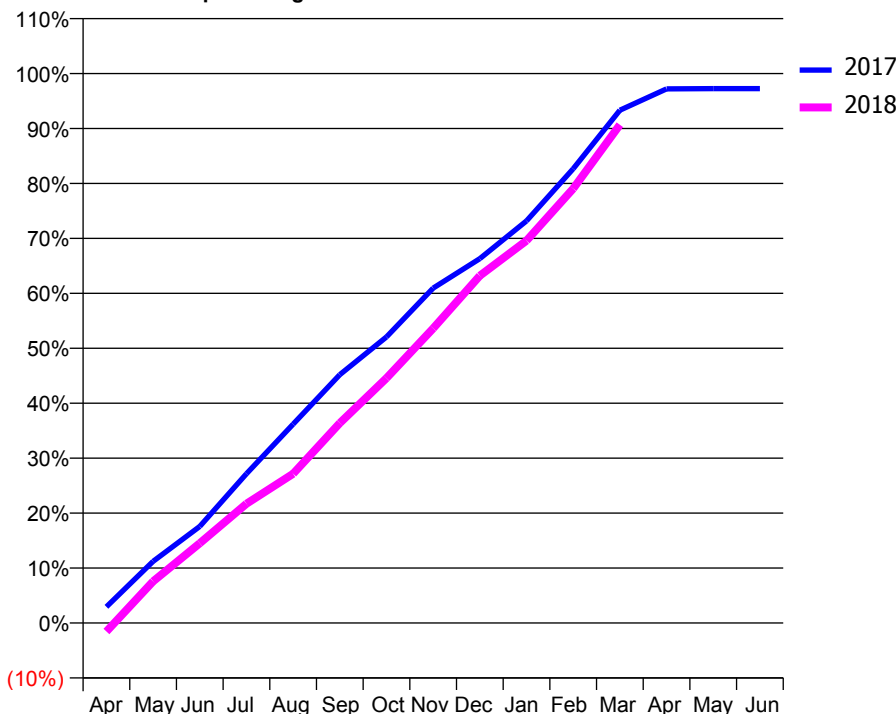
ACCESS*

Patients seen in 24 months	Total	Change since previous quarter
Quarter ending March 2017	2,662	
Quarter ending June 2017	2,640	→
Quarter ending September 2017	2,637	→
Quarter ending December 2017	2,644	→
Quarter ending March 2018	2,649	→
Variance since March 2017	(0.5%)	→



ACTIVITY

Cumulative percentage of contracted UDA delivered 2017 & 2018



Month	Adjusted Scheduled Activity (UDA)	
	2017	2018
April	221	-117
May	841	568
June	1,319	1,089
July	2,038	1,629
August	2,714	2,037
September	3,389	2,730
October	3,905	3,343
November	4,571	4,022
December	4,974	4,739
January	5,488	5,220
February	6,201	5,929
March	7,000	6,800
April	7,291	
May	7,294	
June	7,294	

QUALITY

	Quantity	Base Number	Contract	AT	Region	England
% of FP17s for the same patient ID Re-attending within 3 months - Children	79	1,409	5.6%	11.0%	11.6%	11.9%
% of FP17s for the same patient ID Re-attending within 3 months - Adults	467	3,008	15.5%	14.6%	15.4%	16.0%
% of FP17s for the same patient ID Re-attending between 3 & 9 months - Children	976	1,409	69.3%	59.6%	59.4%	58.3%
% of FP17s for the same patient ID Re-attending between 3 & 9 months - Adults	1,945	3,008	64.7%	48.5%	51.3%	50.3%
% of FP17s for Band 1 Urgent Courses	389	4,228	9.2%	9.4%	8.0%	9.1%
% of FP17s Relating to Free Repair or Replacements	30	4,228	0.7%	0.8%	0.8%	0.8%
% of FP17s Relating to Continuations	62	4,228	1.5%	1.1%	1.0%	1.0%
% of Patients satisfied with the dentistry they have received	3	3	N/A	92.3%	91.7%	91.5%
% of Patients satisfied with the time they had to wait for an appointment	3	3	N/A	87.4%	88.3%	87.9%

* This is based on patients treated on this contract for their most recent course of treatment. Figures in italics indicate the base number of FP17s or Patient Questionnaire responses are less than 100. N/A is shown where the base number of responses is less than 10 during the period. % is calculated as Quantity/Base number*100

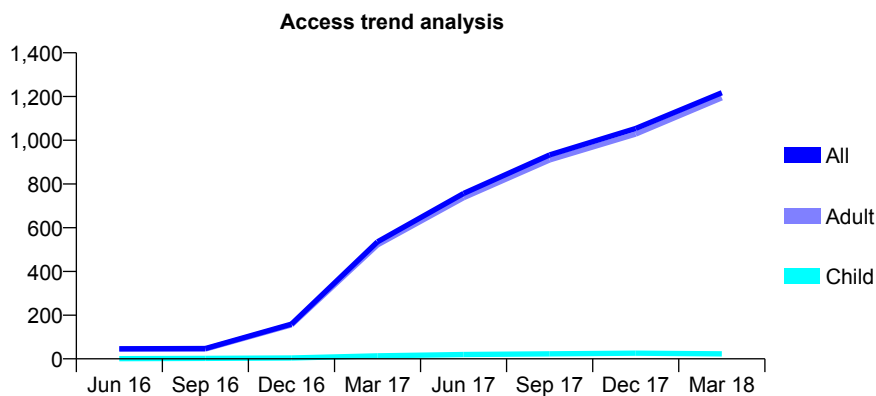
Q56 - Vital Signs At a Glance Contract Report for 135518/0001 - March 2018

Name or company name	Oasis Dental Care (Central) Ltd
Contract type name	PDS Contract
Purpose of contract	General
Contract start date	01/03/2010
Contract end date	30/09/2018

17/18 Contracted general activity (UDA)	4,248
Carry forward general activity (UDA)	0
17/18 Contracted orthodontic activity (UOA)	0
Carry forward orthodontic activity (UOA)	0
Baseline contract value	£499,830.41

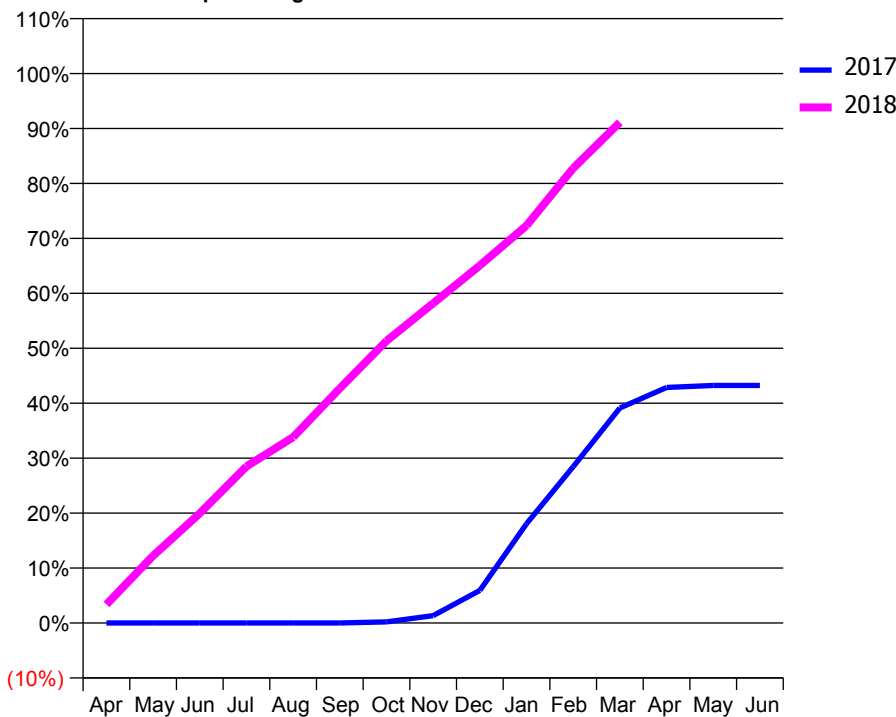
ACCESS*

Patients seen in 24 months	Total	Change since previous quarter
Quarter ending March 2017	535	
Quarter ending June 2017	757	↑
Quarter ending September 2017	933	↑
Quarter ending December 2017	1,054	↑
Quarter ending March 2018	1,217	↑
Variance since March 2017	127.5%	↑



ACTIVITY

Cumulative percentage of contracted UDA delivered 2017 & 2018



Month	Adjusted Scheduled Activity (UDA)	
	2017	2018
April	0	144
May	0	520
June	0	848
July	0	1,211
August	0	1,437
September	0	1,814
October	9	2,181
November	57	2,472
December	252	2,764
January	767	3,072
February	1,209	3,516
March	1,662	3,870
April	1,821	
May	1,836	
June	1,836	

QUALITY

	Quantity	Base Number	Contract	AT	Region	England
% of FP17s for the same patient ID Re-attending within 3 months - Children	0	34	0.0%	11.0%	11.6%	11.9%
% of FP17s for the same patient ID Re-attending within 3 months - Adults	8	1,388	0.6%	14.6%	15.4%	16.0%
% of FP17s for the same patient ID Re-attending between 3 & 9 months - Children	0	34	0.0%	59.6%	59.4%	58.3%
% of FP17s for the same patient ID Re-attending between 3 & 9 months - Adults	6	1,388	0.4%	48.5%	51.3%	50.3%
% of FP17s for Band 1 Urgent Courses	0	1,310	0.0%	9.4%	8.0%	9.1%
% of FP17s Relating to Free Repair or Replacements	0	1,310	0.0%	0.8%	0.8%	0.8%
% of FP17s Relating to Continuations	0	1,310	0.0%	1.1%	1.0%	1.0%
% of Patients satisfied with the dentistry they have received	1	1	N/A	92.3%	91.7%	91.5%
% of Patients satisfied with the time they had to wait for an appointment	1	1	N/A	87.4%	88.3%	87.9%

* This is based on patients treated on this contract for their most recent course of treatment. Figures in italics indicate the base number of FP17s or Patient Questionnaire responses are less than 100. N/A is shown where the base number of responses is less than 10 during the period. % is calculated as Quantity/Base number*100

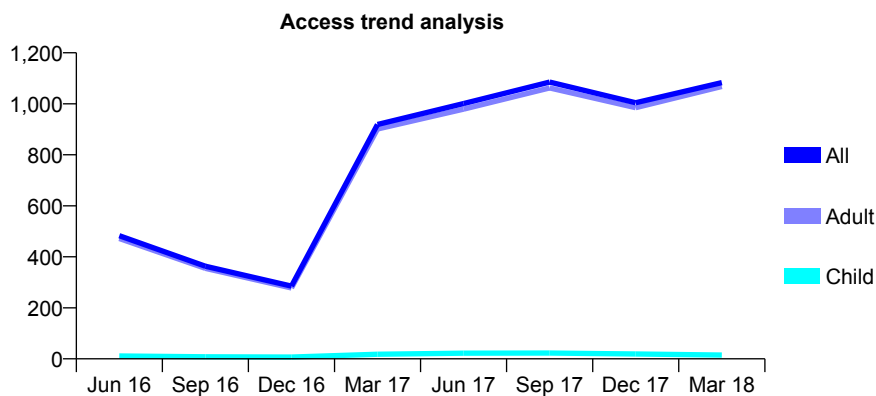
Q56 - Vital Signs At a Glance Contract Report for 135518/0002 - March 2018

Name or company name	Oasis Dental Care (Central) Ltd
Contract type name	PDS Contract
Purpose of contract	General
Contract start date	01/04/2011
Contract end date	30/09/2018

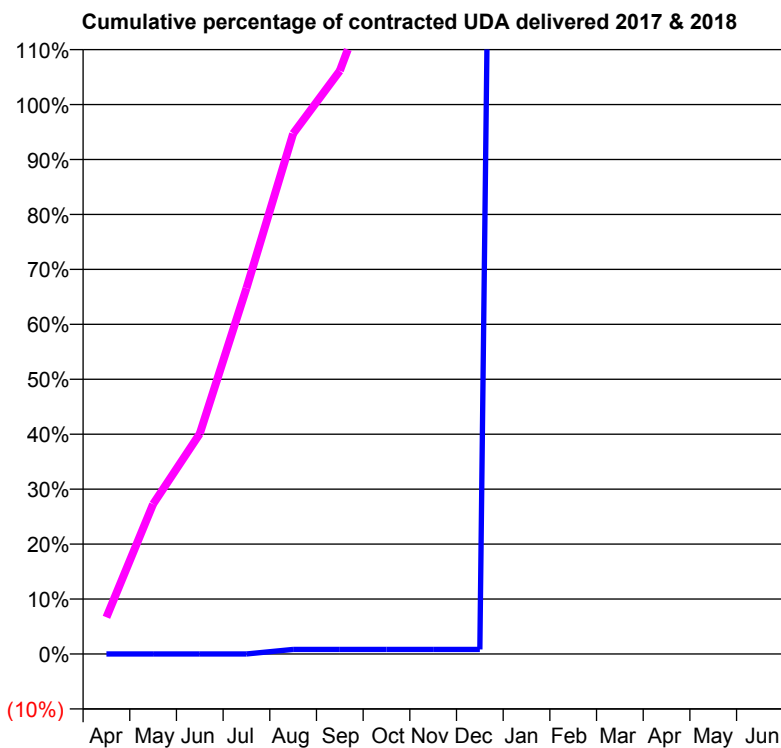
17/18 Contracted general activity (UDA)	359
Carry forward general activity (UDA)	0
17/18 Contracted orthodontic activity (UOA)	0
Carry forward orthodontic activity (UOA)	0
Baseline contract value	£26,956.26

ACCESS*

Patients seen in 24 months	Total	Change since previous quarter
Quarter ending March 2017	919	
Quarter ending June 2017	1,001	↑
Quarter ending September 2017	1,085	↑
Quarter ending December 2017	1,004	↓
Quarter ending March 2018	1,083	↑
Variance since March 2017	17.8%	↑



ACTIVITY



Month	Adjusted Scheduled Activity (UDA)	
	2017	2018
April	0	24
May	0	98
June	0	144
July	0	239
August	3	340
September	3	381
October	3	462
November	3	539
December	3	573
January	2,557	648
February	2,621	780
March	2,749	846
April	2,775	
May	2,776	
June	2,776	

QUALITY

	Quantity	Base Number	Contract	AT	Region	England
% of FP17s for the same patient ID Re-attending within 3 months - Children	0	35	0.0%	11.0%	11.6%	11.9%
% of FP17s for the same patient ID Re-attending within 3 months - Adults	9	790	1.1%	14.6%	15.4%	16.0%
% of FP17s for the same patient ID Re-attending between 3 & 9 months - Children	0	35	0.0%	59.6%	59.4%	58.3%
% of FP17s for the same patient ID Re-attending between 3 & 9 months - Adults	3	790	0.4%	48.5%	51.3%	50.3%
% of FP17s for Band 1 Urgent Courses	0	687	0.0%	9.4%	8.0%	9.1%
% of FP17s Relating to Free Repair or Replacements	0	687	0.0%	0.8%	0.8%	0.8%
% of FP17s Relating to Continuations	0	687	0.0%	1.1%	1.0%	1.0%
% of Patients satisfied with the dentistry they have received	0	0	N/A	92.3%	91.7%	91.5%
% of Patients satisfied with the time they had to wait for an appointment	0	0	N/A	87.4%	88.3%	87.9%

* This is based on patients treated on this contract for their most recent course of treatment. Figures in italics indicate the base number of FP17s or Patient Questionnaire responses are less than 100. N/A is shown where the base number of responses is less than 10 during the period. % is calculated as Quantity/Base number*100

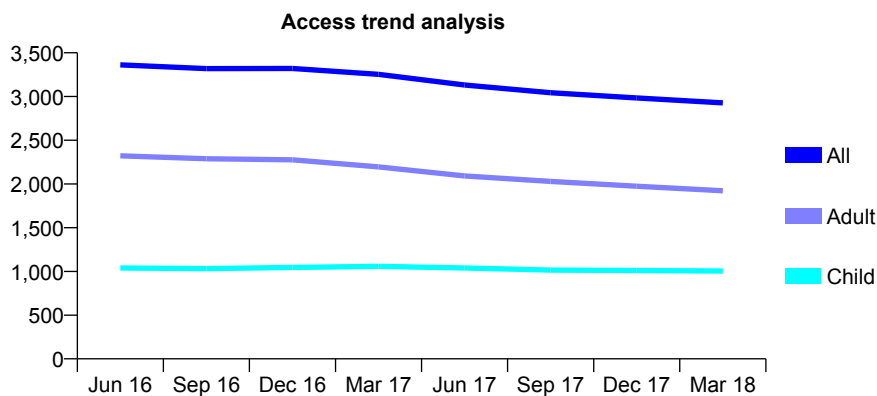
Q56 - Vital Signs At a Glance Contract Report for 138517/0001 - March 2018

Name or company name	Hampton Court Dental Centre
Contract type name	GDS Contract
Purpose of contract	General
Contract start date	01/09/2010
Contract end date	

17/18 Contracted general activity (UDA)	13,750
Carry forward general activity (UDA)	280
17/18 Contracted orthodontic activity (UOA)	0
Carry forward orthodontic activity (UOA)	0
Baseline contract value	£400,870.00

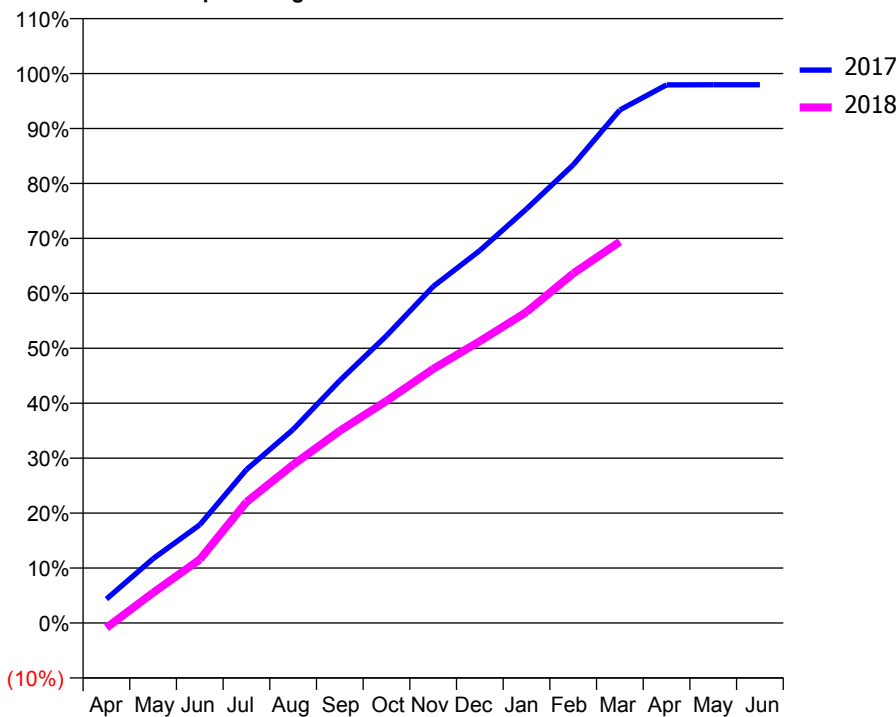
ACCESS*

Patients seen in 24 months	Total	Change since previous quarter
Quarter ending March 2017	3,254	
Quarter ending June 2017	3,132	↓
Quarter ending September 2017	3,044	↓
Quarter ending December 2017	2,984	↓
Quarter ending March 2018	2,927	↓
Variance since March 2017	(10.0%)	↓



ACTIVITY

Cumulative percentage of contracted UDA delivered 2017 & 2018



Adjusted Scheduled Activity (UDA)

Month	2017	2018
April	599	-123
May	1,610	760
June	2,457	1,589
July	3,838	3,027
August	4,843	3,963
September	6,068	4,811
October	7,190	5,558
November	8,419	6,357
December	9,320	7,051
January	10,363	7,783
February	11,462	8,748
March	12,839	9,541
April	13,464	
May	13,469	
June	13,470	

QUALITY

	Quantity	Base Number	Contract	AT	Region	England
% of FP17s for the same patient ID Re-attending within 3 months - Children	87	1,476	5.9%	11.0%	11.6%	11.9%
% of FP17s for the same patient ID Re-attending within 3 months - Adults	310	2,451	12.6%	14.6%	15.4%	16.0%
% of FP17s for the same patient ID Re-attending between 3 & 9 months - Children	989	1,476	67.0%	59.6%	59.4%	58.3%
% of FP17s for the same patient ID Re-attending between 3 & 9 months - Adults	1,369	2,451	55.9%	48.5%	51.3%	50.3%
% of FP17s for Band 1 Urgent Courses	251	3,747	6.7%	9.4%	8.0%	9.1%
% of FP17s Relating to Free Repair or Replacements	26	3,747	0.7%	0.8%	0.8%	0.8%
% of FP17s Relating to Continuations	54	3,747	1.4%	1.1%	1.0%	1.0%
% of Patients satisfied with the dentistry they have received	0	1	N/A	92.3%	91.7%	91.5%
% of Patients satisfied with the time they had to wait for an appointment	1	1	N/A	87.4%	88.3%	87.9%

* This is based on patients treated on this contract for their most recent course of treatment. Figures in italics indicate the base number of FP17s or Patient Questionnaire responses are less than 100. N/A is shown where the base number of responses is less than 10 during the period. % is calculated as Quantity/Base number*100

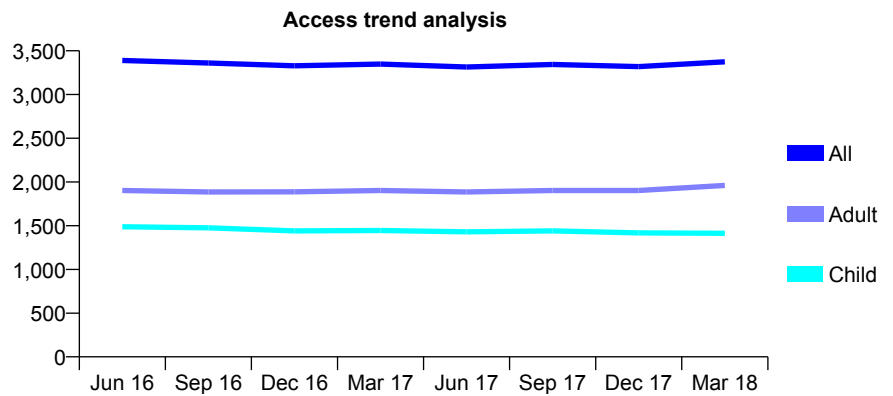
Q56 - Vital Signs At a Glance Contract Report for 138525/0001 - March 2018

Name or company name	Alvington House Dental Practice
Contract type name	GDS Contract
Purpose of contract	General
Contract start date	01/04/2011
Contract end date	

17/18 Contracted general activity (UDA)	9,285
Carry forward general activity (UDA)	0
17/18 Contracted orthodontic activity (UOA)	0
Carry forward orthodontic activity (UOA)	0
Baseline contract value	£211,609.55

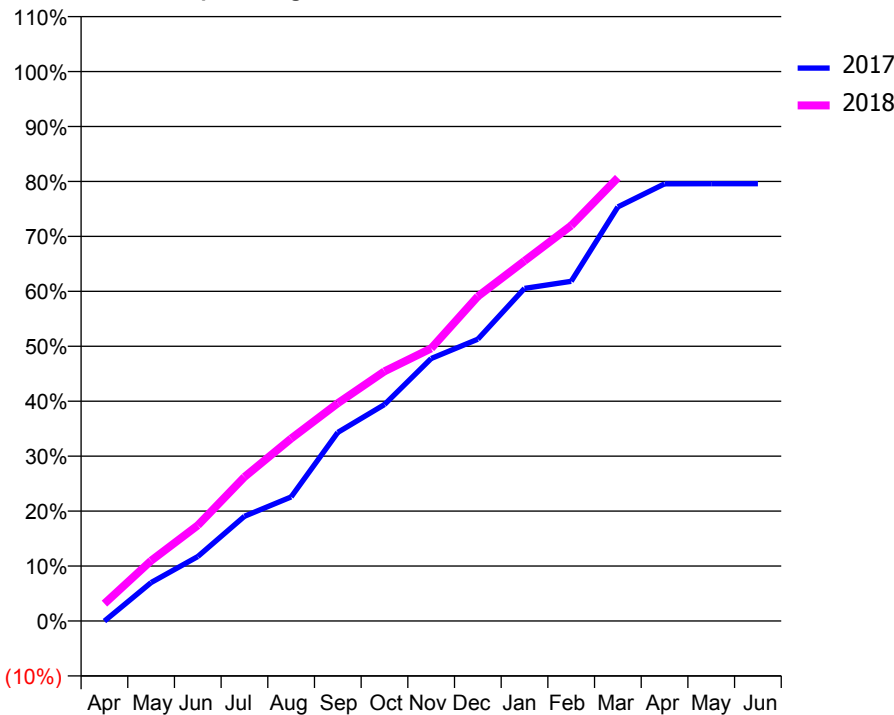
ACCESS*

Patients seen in 24 months	Total	Change since previous quarter
Quarter ending March 2017	3,348	
Quarter ending June 2017	3,315	→
Quarter ending September 2017	3,343	→
Quarter ending December 2017	3,320	→
Quarter ending March 2018	3,374	→
Variance since March 2017	0.8%	→



ACTIVITY

Cumulative percentage of contracted UDA delivered 2017 & 2018



Month	Adjusted Scheduled Activity (UDA)	
	2017	2018
April	-4	294
May	650	1,019
June	1,090	1,616
July	1,771	2,435
August	2,096	3,084
September	3,187	3,680
October	3,657	4,220
November	4,436	4,606
December	4,762	5,486
January	5,621	6,084
February	5,740	6,682
March	6,996	7,492
April	7,387	
May	7,389	
June	7,389	

QUALITY

	Quantity	Base Number	Contract	AT	Region	England
% of FP17s for the same patient ID Re-attending within 3 months - Children	161	2,231	7.2%	11.0%	11.6%	11.9%
% of FP17s for the same patient ID Re-attending within 3 months - Adults	391	2,562	15.3%	14.6%	15.4%	16.0%
% of FP17s for the same patient ID Re-attending between 3 & 9 months - Children	1,458	2,231	65.4%	59.6%	59.4%	58.3%
% of FP17s for the same patient ID Re-attending between 3 & 9 months - Adults	1,434	2,562	56.0%	48.5%	51.3%	50.3%
% of FP17s for Band 1 Urgent Courses	390	4,599	8.5%	9.4%	8.0%	9.1%
% of FP17s Relating to Free Repair or Replacements	6	4,599	0.1%	0.8%	0.8%	0.8%
% of FP17s Relating to Continuations	4	4,599	0.1%	1.1%	1.0%	1.0%
% of Patients satisfied with the dentistry they have received	0	0	N/A	92.3%	91.7%	91.5%
% of Patients satisfied with the time they had to wait for an appointment	0	0	N/A	87.4%	88.3%	87.9%

* This is based on patients treated on this contract for their most recent course of treatment. Figures in italics indicate the base number of FP17s or Patient Questionnaire responses are less than 100. N/A is shown where the base number of responses is less than 10 during the period. % is calculated as Quantity/Base number*100

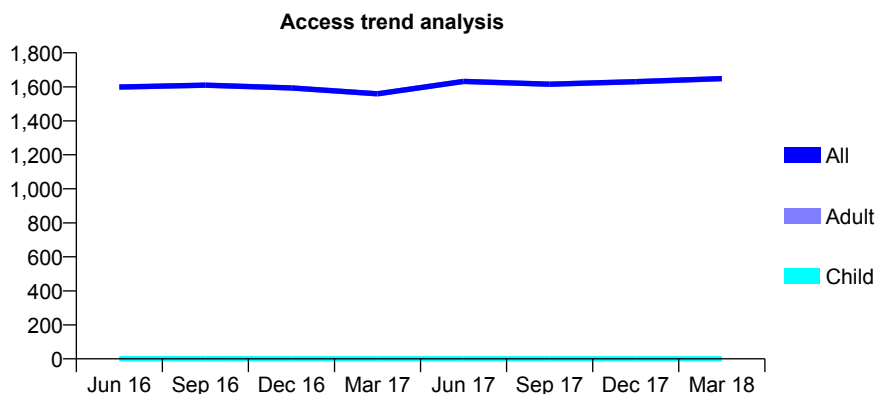
Q56 - Vital Signs At a Glance Contract Report for 138835/0001 - March 2018

Name or company name	Conrad Costa and Audrey Costa
Contract type name	GDS Contract
Purpose of contract	General
Contract start date	01/03/2013
Contract end date	

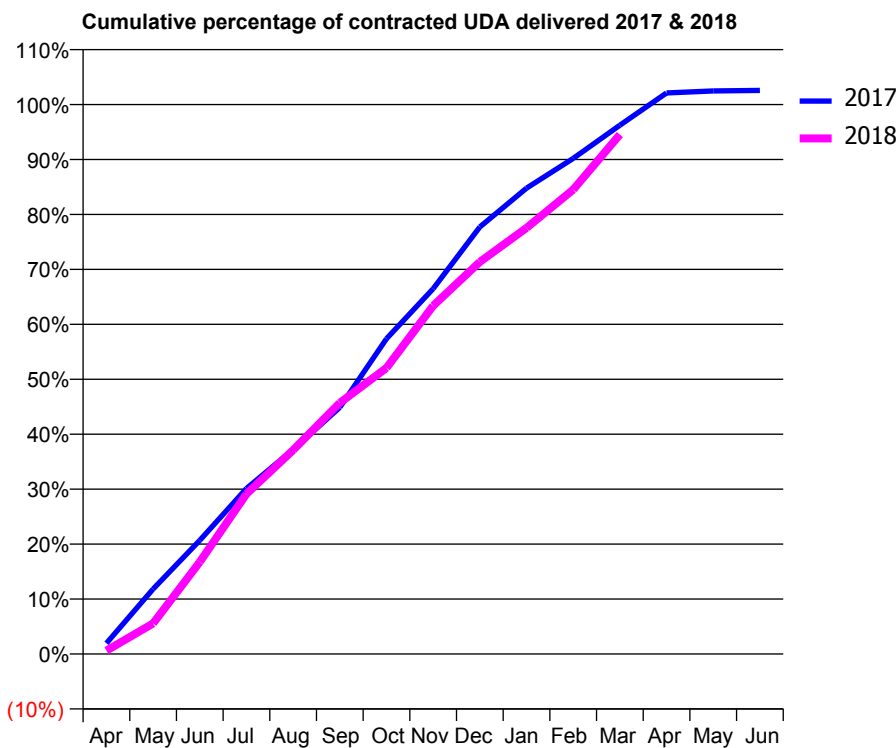
17/18 Contracted general activity (UDA)	4,795
Carry forward general activity (UDA)	0
17/18 Contracted orthodontic activity (UOA)	0
Carry forward orthodontic activity (UOA)	0
Baseline contract value	£274,202.13

ACCESS*

Patients seen in 24 months	Total	Change since previous quarter
Quarter ending March 2017	1,559	
Quarter ending June 2017	1,632	↑
Quarter ending September 2017	1,615	↓
Quarter ending December 2017	1,630	→
Quarter ending March 2018	1,648	→
Variance since March 2017	5.7%	↑



ACTIVITY



Month	Adjusted Scheduled Activity (UDA)	
	2017	2018
April	94	29
May	567	268
June	992	804
July	1,445	1,397
August	1,784	1,780
September	2,153	2,192
October	2,751	2,497
November	3,187	3,038
December	3,726	3,422
January	4,065	3,719
February	4,324	4,052
March	4,614	4,533
April	4,896	
May	4,913	
June	4,917	

QUALITY

	Quantity	Base Number	Contract	AT	Region	England
% of FP17s for the same patient ID Re-attending within 3 months - Children	0	1	0.0%	11.0%	11.6%	11.9%
% of FP17s for the same patient ID Re-attending within 3 months - Adults	175	1,332	13.1%	14.6%	15.4%	16.0%
% of FP17s for the same patient ID Re-attending between 3 & 9 months - Children	0	1	0.0%	59.6%	59.4%	58.3%
% of FP17s for the same patient ID Re-attending between 3 & 9 months - Adults	185	1,332	13.9%	48.5%	51.3%	50.3%
% of FP17s for Band 1 Urgent Courses	239	1,233	19.4%	9.4%	8.0%	9.1%
% of FP17s Relating to Free Repair or Replacements	18	1,233	1.5%	0.8%	0.8%	0.8%
% of FP17s Relating to Continuations	6	1,233	0.5%	1.1%	1.0%	1.0%
% of Patients satisfied with the dentistry they have received	0	0	N/A	92.3%	91.7%	91.5%
% of Patients satisfied with the time they had to wait for an appointment	0	0	N/A	87.4%	88.3%	87.9%

* This is based on patients treated on this contract for their most recent course of treatment. Figures in italics indicate the base number of FP17s or Patient Questionnaire responses are less than 100. N/A is shown where the base number of responses is less than 10 during the period. % is calculated as Quantity/Base number*100

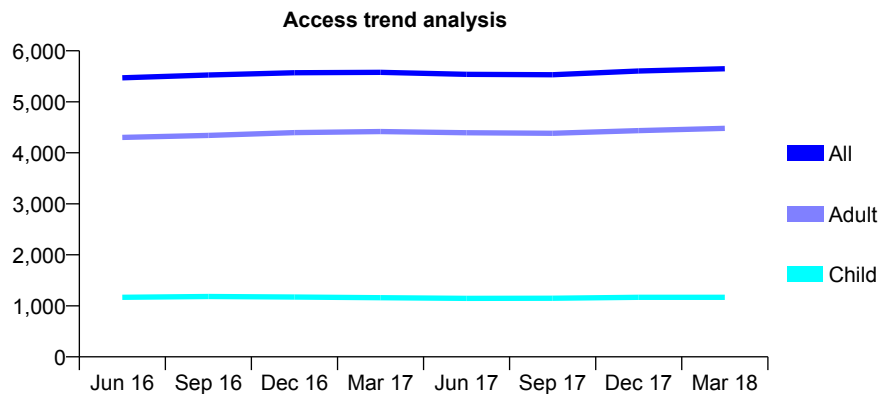
Q56 - Vital Signs At a Glance Contract Report for 139033/0001 - March 2018

Name or company name	DU TOIT & BURGER PARTNERSHIP (SUI)
Contract type name	GDS Contract
Purpose of contract	General
Contract start date	01/04/2007
Contract end date	

17/18 Contracted general activity (UDA)	14,425
Carry forward general activity (UDA)	368
17/18 Contracted orthodontic activity (UOA)	0
Carry forward orthodontic activity (UOA)	0
Baseline contract value	£343,142.58

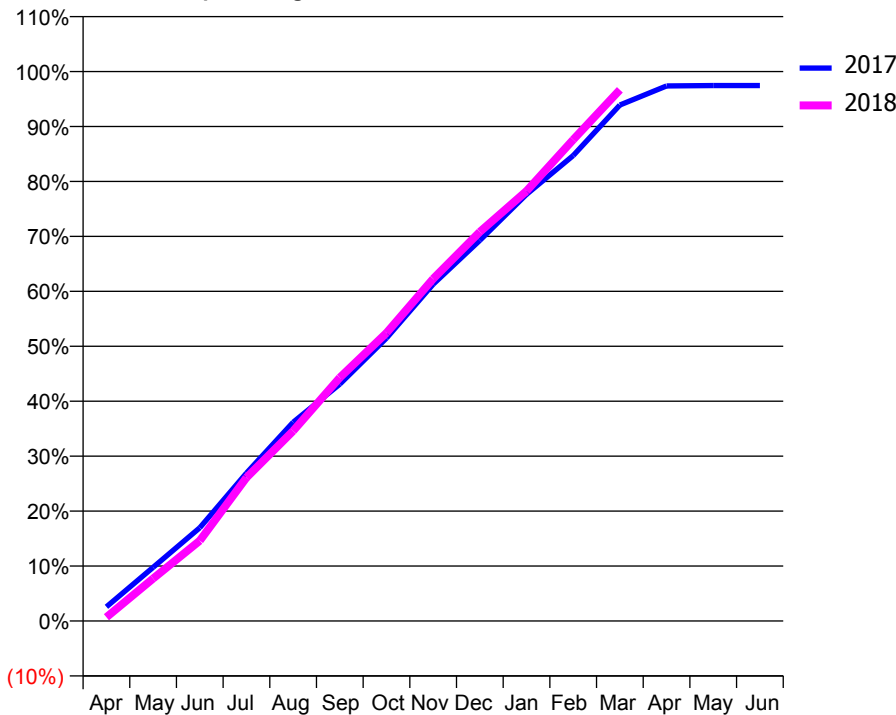
ACCESS*

Patients seen in 24 months	Total	Change since previous quarter
Quarter ending March 2017	5,577	
Quarter ending June 2017	5,539	→
Quarter ending September 2017	5,531	→
Quarter ending December 2017	5,604	→
Quarter ending March 2018	5,649	→
Variance since March 2017	1.3%	→



ACTIVITY

Cumulative percentage of contracted UDA delivered 2017 & 2018



Month	Adjusted Scheduled Activity (UDA)	
	2017	2018
April	373	101
May	1,410	1,115
June	2,450	2,108
July	3,883	3,764
August	5,216	4,990
September	6,219	6,391
October	7,428	7,563
November	8,840	8,983
December	9,993	10,216
January	11,202	11,288
February	12,218	12,637
March	13,546	13,944
April	14,047	
May	14,057	
June	14,057	

QUALITY

	Quantity	Base Number	Contract	AT	Region	England
% of FP17s for the same patient ID Re-attending within 3 months - Children	75	1,515	5.0%	11.0%	11.6%	11.9%
% of FP17s for the same patient ID Re-attending within 3 months - Adults	833	5,765	14.4%	14.6%	15.4%	16.0%
% of FP17s for the same patient ID Re-attending between 3 & 9 months - Children	861	1,515	56.8%	59.6%	59.4%	58.3%
% of FP17s for the same patient ID Re-attending between 3 & 9 months - Adults	2,565	5,765	44.5%	48.5%	51.3%	50.3%
% of FP17s for Band 1 Urgent Courses	504	7,014	7.2%	9.4%	8.0%	9.1%
% of FP17s Relating to Free Repair or Replacements	34	7,014	0.5%	0.8%	0.8%	0.8%
% of FP17s Relating to Continuations	230	7,014	3.3%	1.1%	1.0%	1.0%
% of Patients satisfied with the dentistry they have received	7	8	N/A	92.3%	91.7%	91.5%
% of Patients satisfied with the time they had to wait for an appointment	8	8	N/A	87.4%	88.3%	87.9%

* This is based on patients treated on this contract for their most recent course of treatment. Figures in italics indicate the base number of FP17s or Patient Questionnaire responses are less than 100. N/A is shown where the base number of responses is less than 10 during the period. % is calculated as Quantity/Base number*100

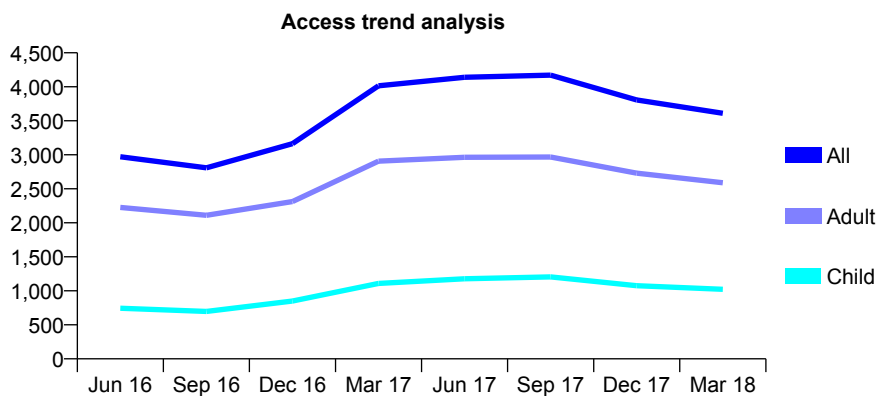
Q56 - Vital Signs At a Glance Contract Report for 139440/0001 - March 2018

Name or company name	Peirson Services Ltd
Contract type name	PDS Plus Contract
Purpose of contract	General
Contract start date	01/04/2010
Contract end date	31/03/2019

17/18 Contracted general activity (UDA)	11,000
Carry forward general activity (UDA)	-38
17/18 Contracted orthodontic activity (UOA)	0
Carry forward orthodontic activity (UOA)	0
Baseline contract value	£283,810.94

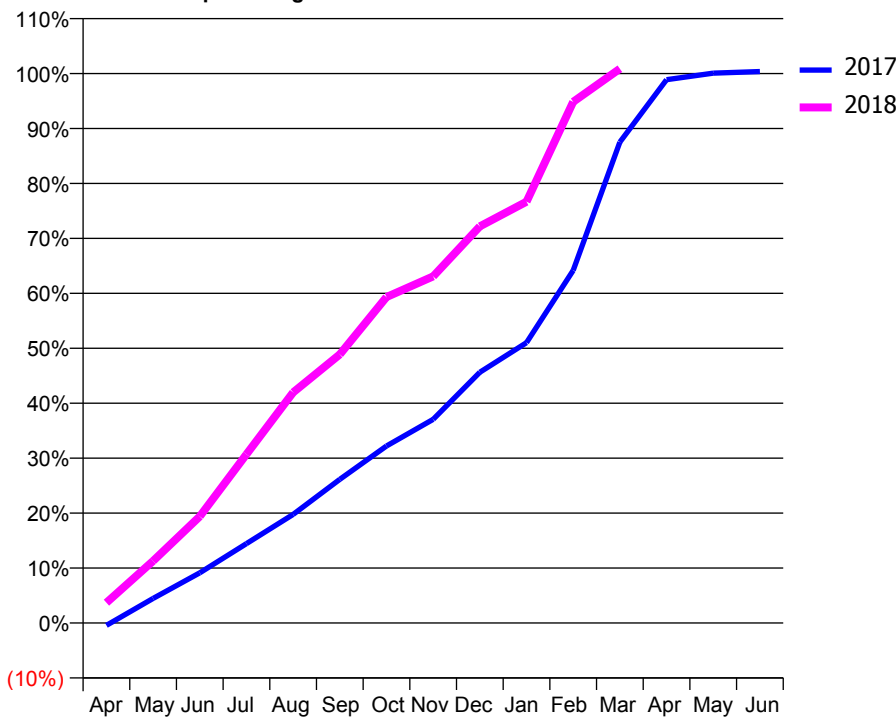
ACCESS*

Patients seen in 24 months	Total	Change since previous quarter
Quarter ending March 2017	4,014	
Quarter ending June 2017	4,140	↑
Quarter ending September 2017	4,172	→
Quarter ending December 2017	3,806	↓
Quarter ending March 2018	3,611	↓
Variance since March 2017	(10.0%)	↓



ACTIVITY

Cumulative percentage of contracted UDA delivered 2017 & 2018



Month	Adjusted Scheduled Activity (UDA)	
	2017	2018
April	-50	407
May	493	1,242
June	1,005	2,135
July	1,590	3,379
August	2,173	4,617
September	2,877	5,378
October	3,543	6,525
November	4,078	6,939
December	5,019	7,939
January	5,613	8,434
February	7,058	10,432
March	9,628	11,096
April	10,876	
May	11,008	
June	11,038	

QUALITY

	Quantity	Base Number	Contract	AT	Region	England
% of FP17s for the same patient ID Re-attending within 3 months - Children	75	1,454	5.2%	11.0%	11.6%	11.9%
% of FP17s for the same patient ID Re-attending within 3 months - Adults	607	3,735	16.3%	14.6%	15.4%	16.0%
% of FP17s for the same patient ID Re-attending between 3 & 9 months - Children	707	1,454	48.6%	59.6%	59.4%	58.3%
% of FP17s for the same patient ID Re-attending between 3 & 9 months - Adults	1,550	3,735	41.5%	48.5%	51.3%	50.3%
% of FP17s for Band 1 Urgent Courses	643	4,224	15.2%	9.4%	8.0%	9.1%
% of FP17s Relating to Free Repair or Replacements	23	4,224	0.5%	0.8%	0.8%	0.8%
% of FP17s Relating to Continuations	43	4,224	1.0%	1.1%	1.0%	1.0%
% of Patients satisfied with the dentistry they have received	7	8	N/A	92.3%	91.7%	91.5%
% of Patients satisfied with the time they had to wait for an appointment	7	8	N/A	87.4%	88.3%	87.9%

* This is based on patients treated on this contract for their most recent course of treatment. Figures in italics indicate the base number of FP17s or Patient Questionnaire responses are less than 100. N/A is shown where the base number of responses is less than 10 during the period. % is calculated as Quantity/Base number*100

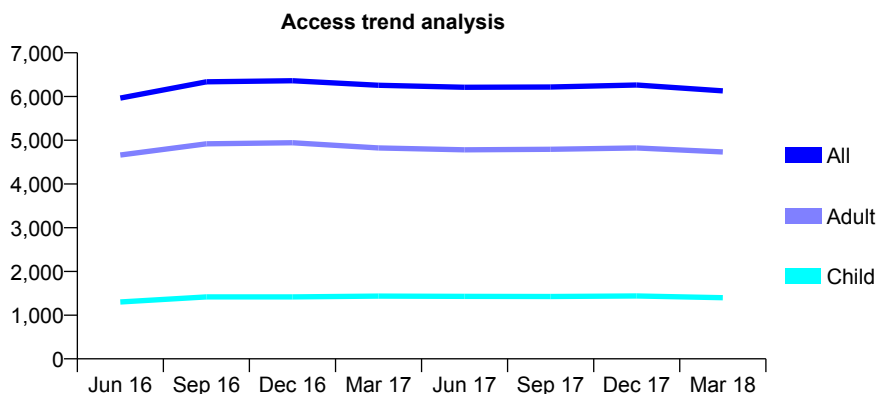
Q56 - Vital Signs At a Glance Contract Report for 139882/0001 - March 2018

Name or company name	Mr M Eyrumlu and Mr A Eyrumlu
Contract type name	GDS Contract
Purpose of contract	General
Contract start date	10/05/2014
Contract end date	

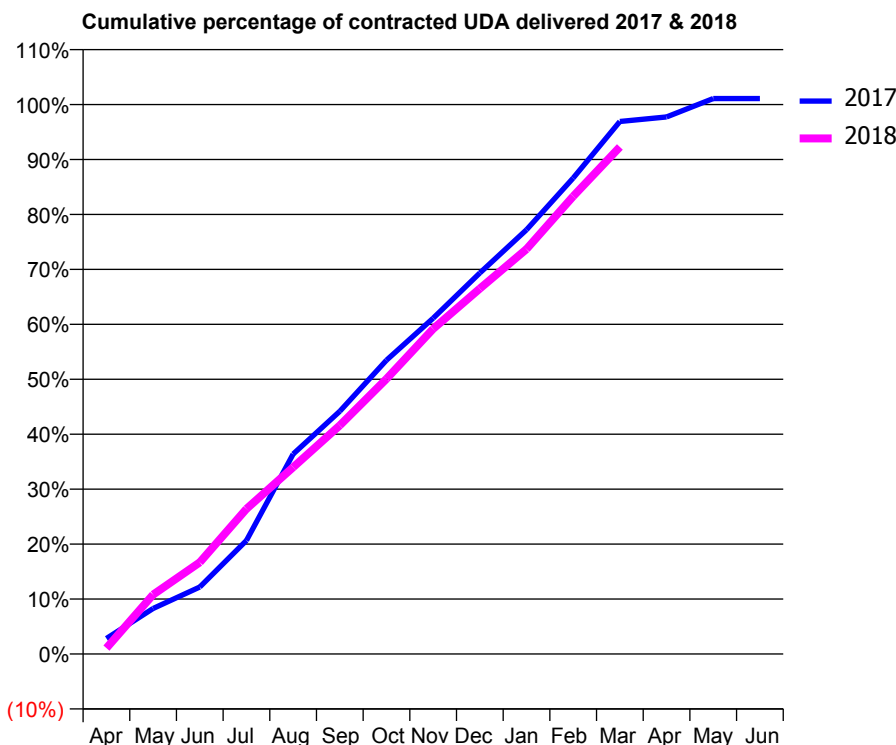
17/18 Contracted general activity (UDA)	22,000
Carry forward general activity (UDA)	-239
17/18 Contracted orthodontic activity (UOA)	0
Carry forward orthodontic activity (UOA)	0
Baseline contract value	£561,443.36

ACCESS*

Patients seen in 24 months	Total	Change since previous quarter
Quarter ending March 2017	6,258	
Quarter ending June 2017	6,212	→
Quarter ending September 2017	6,217	→
Quarter ending December 2017	6,262	→
Quarter ending March 2018	6,130	↓
Variance since March 2017	(2.0%)	↓



ACTIVITY



Month	Adjusted Scheduled Activity (UDA)	
	2017	2018
April	621	239
May	1,823	2,377
June	2,685	3,670
July	4,547	5,812
August	8,008	7,477
September	9,720	9,154
October	11,762	11,015
November	13,446	13,017
December	15,254	14,630
January	16,986	16,213
February	19,054	18,325
March	21,322	20,299
April	21,501	
May	22,239	
June	22,239	

QUALITY

	Quantity	Base Number	Contract	AT	Region	England
% of FP17s for the same patient ID Re-attending within 3 months - Children	172	2,056	8.4%	11.0%	11.6%	11.9%
% of FP17s for the same patient ID Re-attending within 3 months - Adults	696	6,285	11.1%	14.6%	15.4%	16.0%
% of FP17s for the same patient ID Re-attending between 3 & 9 months - Children	1,229	2,056	59.8%	59.6%	59.4%	58.3%
% of FP17s for the same patient ID Re-attending between 3 & 9 months - Adults	3,542	6,285	56.4%	48.5%	51.3%	50.3%
% of FP17s for Band 1 Urgent Courses	468	8,039	5.8%	9.4%	8.0%	9.1%
% of FP17s Relating to Free Repair or Replacements	168	8,039	2.1%	0.8%	0.8%	0.8%
% of FP17s Relating to Continuations	179	8,039	2.2%	1.1%	1.0%	1.0%
% of Patients satisfied with the dentistry they have received	6	7	N/A	92.3%	91.7%	91.5%
% of Patients satisfied with the time they had to wait for an appointment	7	7	N/A	87.4%	88.3%	87.9%

* This is based on patients treated on this contract for their most recent course of treatment. Figures in italics indicate the base number of FP17s or Patient Questionnaire responses are less than 100. N/A is shown where the base number of responses is less than 10 during the period. % is calculated as Quantity/Base number*100

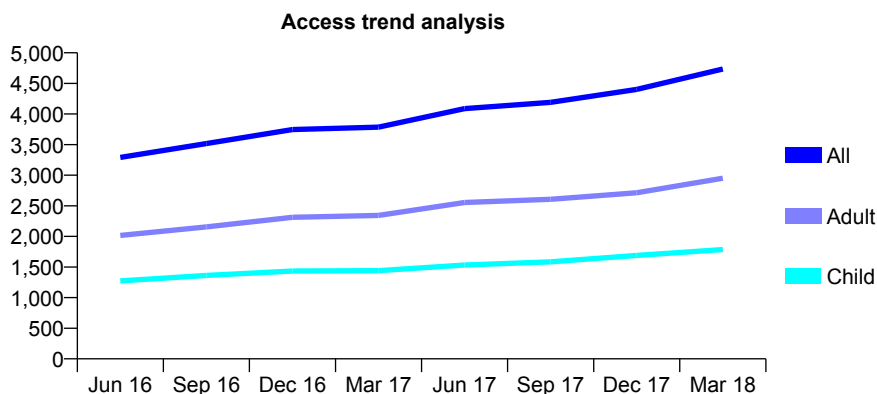
Q56 - Vital Signs At a Glance Contract Report for 140708/0001 - March 2018

Name or company name	Bretton Dental Clinic Partnership
Contract type name	GDS Contract
Purpose of contract	General
Contract start date	01/12/2014
Contract end date	

17/18 Contracted general activity (UDA)	12,814
Carry forward general activity (UDA)	410
17/18 Contracted orthodontic activity (UOA)	0
Carry forward orthodontic activity (UOA)	0
Baseline contract value	£322,531.47

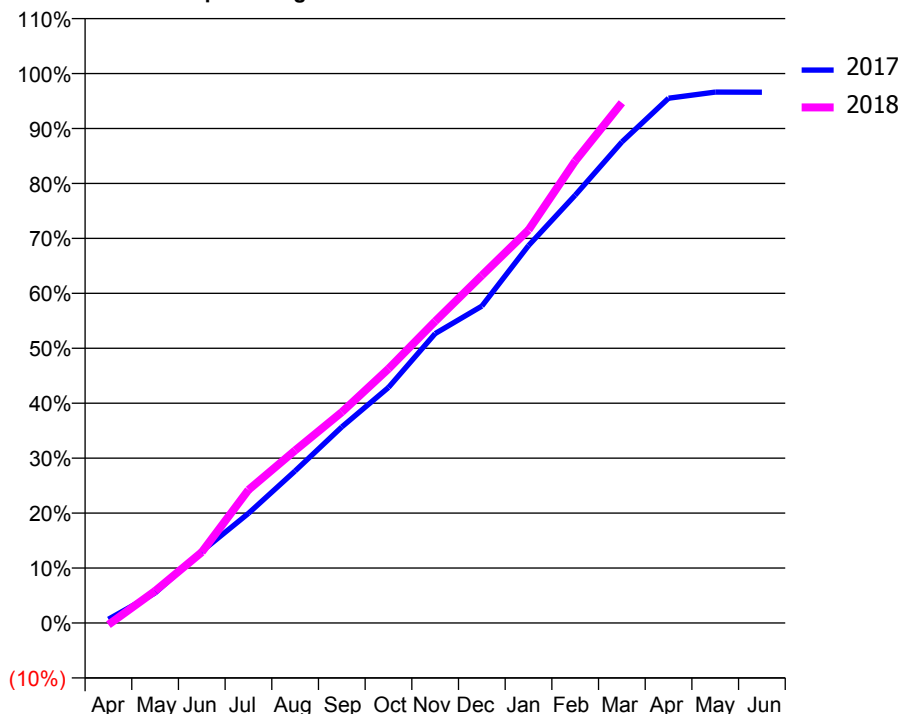
ACCESS*

Patients seen in 24 months	Total	Change since previous quarter
Quarter ending March 2017	3,785	
Quarter ending June 2017	4,088	↑
Quarter ending September 2017	4,191	↑
Quarter ending December 2017	4,403	↑
Quarter ending March 2018	4,736	↑
Variance since March 2017	25.1%	↑



ACTIVITY

Cumulative percentage of contracted UDA delivered 2017 & 2018



Month	Adjusted Scheduled Activity (UDA)	
	2017	2018
April	83	-42
May	658	749
June	1,571	1,653
July	2,402	3,104
August	3,331	4,027
September	4,295	4,918
October	5,157	5,929
November	6,338	7,037
December	6,940	8,105
January	8,267	9,166
February	9,370	10,773
March	10,534	12,133
April	11,493	
May	11,626	
June	11,624	

QUALITY

	Quantity	Base Number	Contract	AT	Region	England
% of FP17s for the same patient ID Re-attending within 3 months - Children	205	2,501	8.2%	11.0%	11.6%	11.9%
% of FP17s for the same patient ID Re-attending within 3 months - Adults	456	3,294	13.8%	14.6%	15.4%	16.0%
% of FP17s for the same patient ID Re-attending between 3 & 9 months - Children	1,073	2,501	42.9%	59.6%	59.4%	58.3%
% of FP17s for the same patient ID Re-attending between 3 & 9 months - Adults	1,034	3,294	31.4%	48.5%	51.3%	50.3%
% of FP17s for Band 1 Urgent Courses	528	5,348	9.9%	9.4%	8.0%	9.1%
% of FP17s Relating to Free Repair or Replacements	5	5,348	0.1%	0.8%	0.8%	0.8%
% of FP17s Relating to Continuations	1	5,348	0.0%	1.1%	1.0%	1.0%
% of Patients satisfied with the dentistry they have received	1	2	N/A	92.3%	91.7%	91.5%
% of Patients satisfied with the time they had to wait for an appointment	2	2	N/A	87.4%	88.3%	87.9%

* This is based on patients treated on this contract for their most recent course of treatment. Figures in italics indicate the base number of FP17s or Patient Questionnaire responses are less than 100. N/A is shown where the base number of responses is less than 10 during the period. % is calculated as Quantity/Base number*100

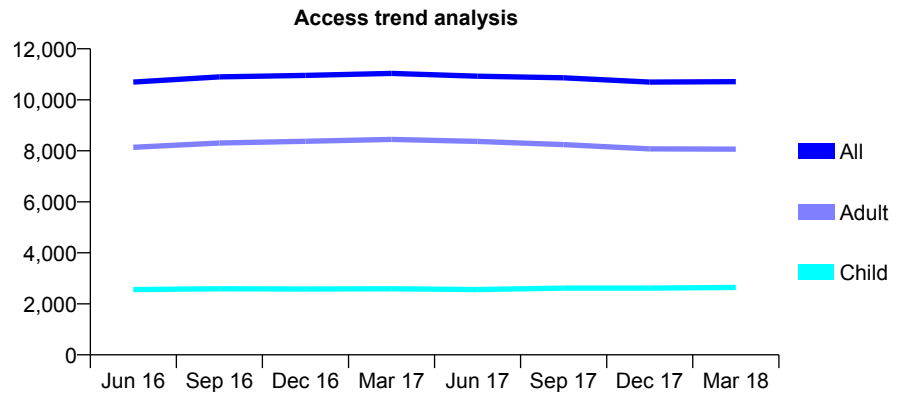
Q56 - Vital Signs At a Glance Contract Report for 141062/0001 - March 2018

Name or company name	Taverham Dental Health Clinic Limited
Contract type name	GDS Contract
Purpose of contract	General
Contract start date	01/02/2012
Contract end date	

17/18 Contracted general activity (UDA)	37,140
Carry forward general activity (UDA)	-41
17/18 Contracted orthodontic activity (UOA)	0
Carry forward orthodontic activity (UOA)	0
Baseline contract value	£932,029.26

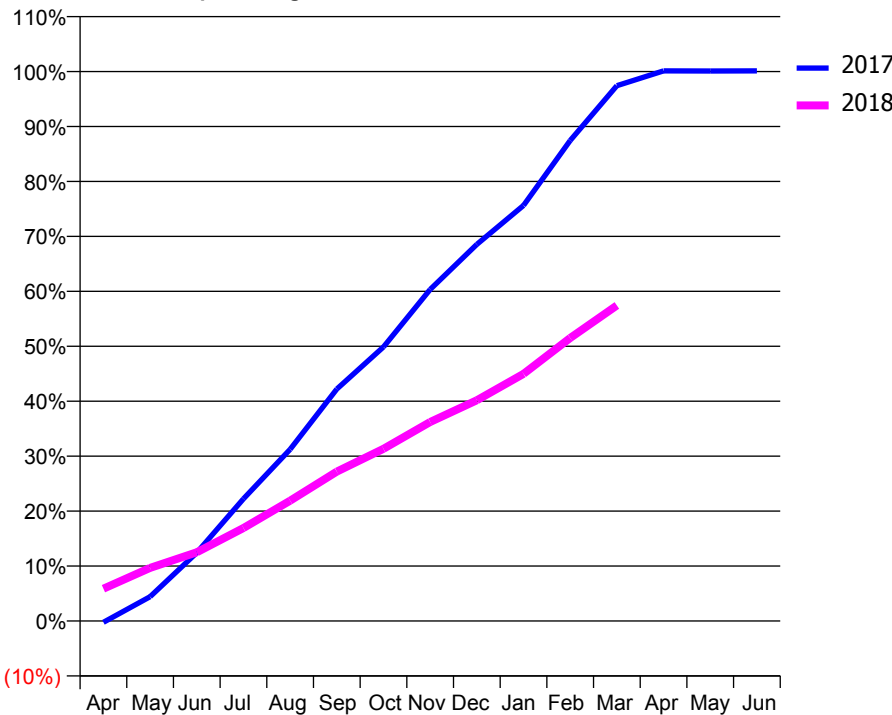
ACCESS*

Patients seen in 24 months	Total	Change since previous quarter
Quarter ending March 2017	11,037	
Quarter ending June 2017	10,927	→
Quarter ending September 2017	10,861	→
Quarter ending December 2017	10,693	↓
Quarter ending March 2018	10,710	→
Variance since March 2017	(3.0%)	↓



ACTIVITY

Cumulative percentage of contracted UDA delivered 2017 & 2018



Month	Adjusted Scheduled Activity (UDA)	
	2017	2018
April	-98	2,187
May	1,645	3,593
June	4,616	4,649
July	8,257	6,285
August	11,603	8,130
September	15,675	10,097
October	18,528	11,637
November	22,409	13,456
December	25,452	14,921
January	28,089	16,702
February	32,473	19,127
March	36,178	21,325
April	37,178	
May	37,171	
June	37,181	

QUALITY

	Quantity	Base Number	Contract	AT	Region	England
% of FP17s for the same patient ID Re-attending within 3 months - Children	183	3,493	5.2%	11.0%	11.6%	11.9%
% of FP17s for the same patient ID Re-attending within 3 months - Adults	712	7,524	9.5%	14.6%	15.4%	16.0%
% of FP17s for the same patient ID Re-attending between 3 & 9 months - Children	2,045	3,493	58.5%	59.6%	59.4%	58.3%
% of FP17s for the same patient ID Re-attending between 3 & 9 months - Adults	4,327	7,524	57.5%	48.5%	51.3%	50.3%
% of FP17s for Band 1 Urgent Courses	568	10,660	5.3%	9.4%	8.0%	9.1%
% of FP17s Relating to Free Repair or Replacements	41	10,660	0.4%	0.8%	0.8%	0.8%
% of FP17s Relating to Continuations	129	10,660	1.2%	1.1%	1.0%	1.0%
% of Patients satisfied with the dentistry they have received	8	9	N/A	92.3%	91.7%	91.5%
% of Patients satisfied with the time they had to wait for an appointment	7	9	N/A	87.4%	88.3%	87.9%

* This is based on patients treated on this contract for their most recent course of treatment. Figures in italics indicate the base number of FP17s or Patient Questionnaire responses are less than 100. N/A is shown where the base number of responses is less than 10 during the period. % is calculated as Quantity/Base number*100

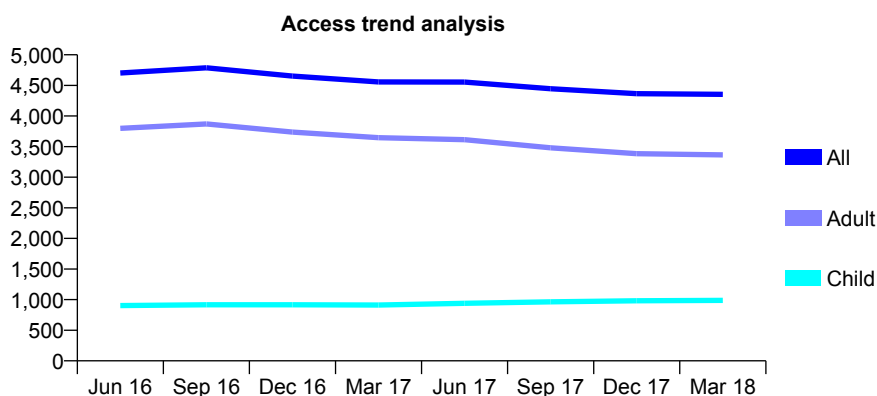
Q56 - Vital Signs At a Glance Contract Report for 143391/0001 - March 2018

Name or company name	Dr J Sherer and Dr L Levin
Contract type name	GDS Contract
Purpose of contract	General
Contract start date	01/02/2011
Contract end date	

17/18 Contracted general activity (UDA)	9,634
Carry forward general activity (UDA)	213
17/18 Contracted orthodontic activity (UOA)	0
Carry forward orthodontic activity (UOA)	0
Baseline contract value	£265,647.57

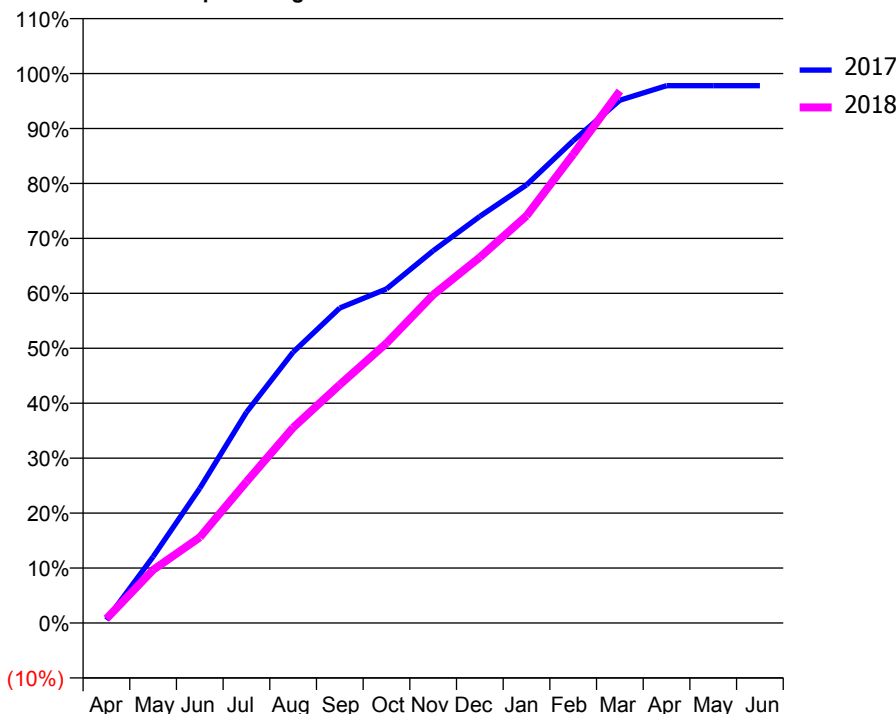
ACCESS*

Patients seen in 24 months	Total	Change since previous quarter
Quarter ending March 2017	4,556	
Quarter ending June 2017	4,554	→
Quarter ending September 2017	4,445	↓
Quarter ending December 2017	4,365	↓
Quarter ending March 2018	4,353	→
Variance since March 2017	(4.5%)	↓



ACTIVITY

Cumulative percentage of contracted UDA delivered 2017 & 2018



Month	Adjusted Scheduled Activity (UDA)	
	2017	2018
April	55	77
May	1,162	931
June	2,362	1,502
July	3,695	2,477
August	4,750	3,426
September	5,522	4,178
October	5,857	4,906
November	6,525	5,755
December	7,128	6,411
January	7,682	7,139
February	8,454	8,216
March	9,166	9,326
April	9,421	
May	9,421	
June	9,421	

QUALITY

	Quantity	Base Number	Contract	AT	Region	England
% of FP17s for the same patient ID Re-attending within 3 months - Children	109	1,609	6.8%	11.0%	11.6%	11.9%
% of FP17s for the same patient ID Re-attending within 3 months - Adults	513	4,522	11.3%	14.6%	15.4%	16.0%
% of FP17s for the same patient ID Re-attending between 3 & 9 months - Children	974	1,609	60.5%	59.6%	59.4%	58.3%
% of FP17s for the same patient ID Re-attending between 3 & 9 months - Adults	2,077	4,522	45.9%	48.5%	51.3%	50.3%
% of FP17s for Band 1 Urgent Courses	433	5,972	7.3%	9.4%	8.0%	9.1%
% of FP17s Relating to Free Repair or Replacements	7	5,972	0.1%	0.8%	0.8%	0.8%
% of FP17s Relating to Continuations	118	5,972	2.0%	1.1%	1.0%	1.0%
% of Patients satisfied with the dentistry they have received	7	8	N/A	92.3%	91.7%	91.5%
% of Patients satisfied with the time they had to wait for an appointment	8	8	N/A	87.4%	88.3%	87.9%

* This is based on patients treated on this contract for their most recent course of treatment. Figures in italics indicate the base number of FP17s or Patient Questionnaire responses are less than 100. N/A is shown where the base number of responses is less than 10 during the period. % is calculated as Quantity/Base number*100

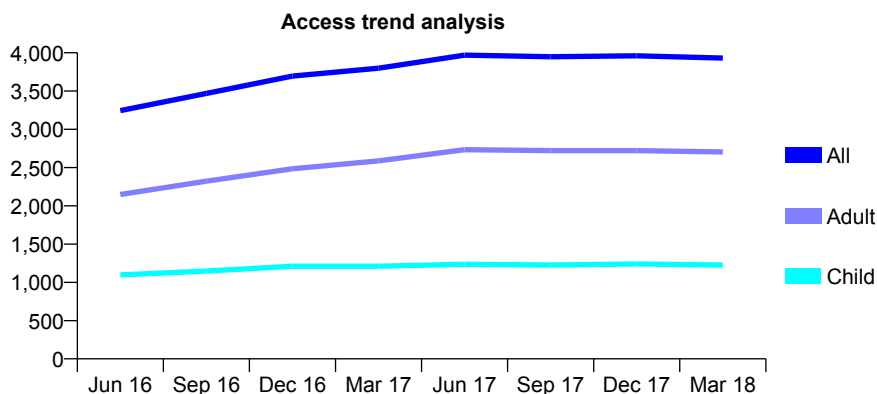
Q56 - Vital Signs At a Glance Contract Report for 144487/0001 - March 2018

Name or company name	The Old Grammer School Dental Surgery
Contract type name	GDS Contract
Purpose of contract	General
Contract start date	01/07/2015
Contract end date	

17/18 Contracted general activity (UDA)	10,000
Carry forward general activity (UDA)	-22
17/18 Contracted orthodontic activity (UOA)	0
Carry forward orthodontic activity (UOA)	0
Baseline contract value	£254,908.44

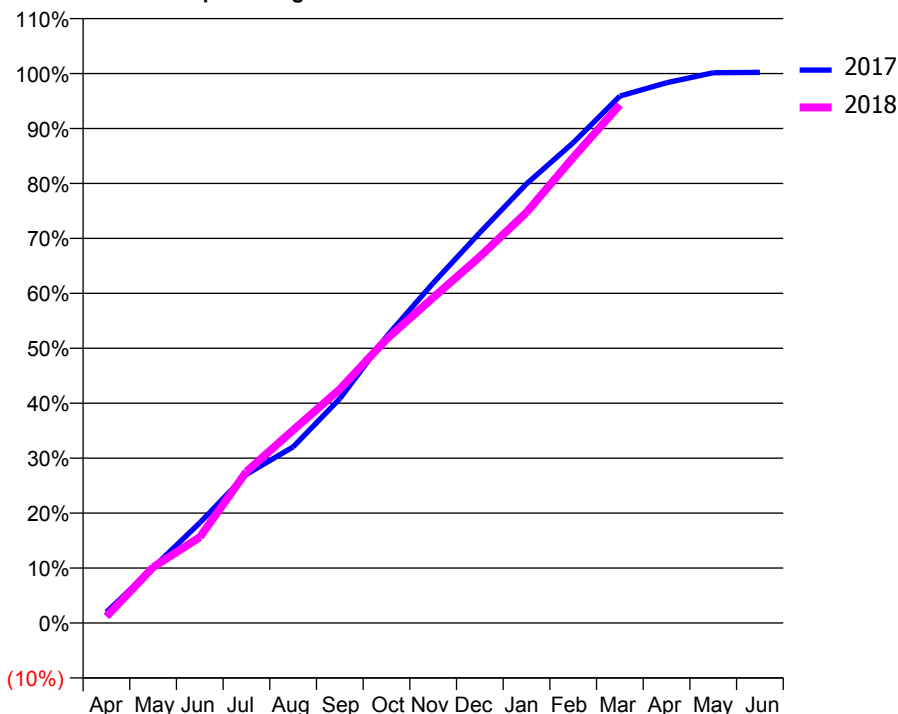
ACCESS*

Patients seen in 24 months	Total	Change since previous quarter
Quarter ending March 2017	3,798	
Quarter ending June 2017	3,969	↑
Quarter ending September 2017	3,948	→
Quarter ending December 2017	3,961	→
Quarter ending March 2018	3,931	→
Variance since March 2017	3.5%	↑



ACTIVITY

Cumulative percentage of contracted UDA delivered 2017 & 2018



Month	Adjusted Scheduled Activity (UDA)	
	2017	2018
April	199	120
May	1,009	1,016
June	1,823	1,562
July	2,706	2,756
August	3,203	3,511
September	4,084	4,256
October	5,213	5,165
November	6,187	5,921
December	7,104	6,668
January	7,993	7,473
February	8,740	8,472
March	9,588	9,431
April	9,832	
May	10,014	
June	10,022	

QUALITY

	Quantity	Base Number	Contract	AT	Region	England
% of FP17s for the same patient ID Re-attending within 3 months - Children	117	2,021	5.8%	11.0%	11.6%	11.9%
% of FP17s for the same patient ID Re-attending within 3 months - Adults	712	4,321	16.5%	14.6%	15.4%	16.0%
% of FP17s for the same patient ID Re-attending between 3 & 9 months - Children	1,396	2,021	69.1%	59.6%	59.4%	58.3%
% of FP17s for the same patient ID Re-attending between 3 & 9 months - Adults	2,701	4,321	62.5%	48.5%	51.3%	50.3%
% of FP17s for Band 1 Urgent Courses	327	5,998	5.5%	9.4%	8.0%	9.1%
% of FP17s Relating to Free Repair or Replacements	73	5,998	1.2%	0.8%	0.8%	0.8%
% of FP17s Relating to Continuations	81	5,998	1.4%	1.1%	1.0%	1.0%
% of Patients satisfied with the dentistry they have received	4	5	N/A	92.3%	91.7%	91.5%
% of Patients satisfied with the time they had to wait for an appointment	4	5	N/A	87.4%	88.3%	87.9%

* This is based on patients treated on this contract for their most recent course of treatment. Figures in italics indicate the base number of FP17s or Patient Questionnaire responses are less than 100. N/A is shown where the base number of responses is less than 10 during the period. % is calculated as Quantity/Base number*100

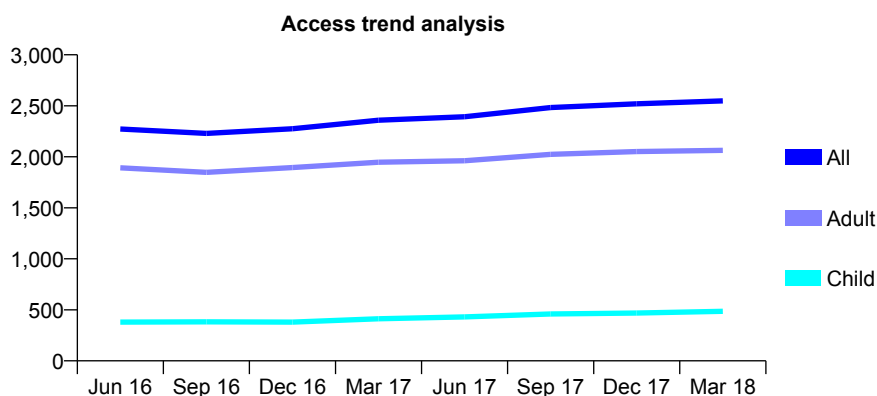
Q56 - Vital Signs At a Glance Contract Report for 145297/0001 - March 2018

Name or company name	Mr Hatem Shahin and Miss Gabriela Pirvu
Contract type name	GDS Contract
Purpose of contract	General
Contract start date	01/04/2012
Contract end date	

17/18 Contracted general activity (UDA)	6,737
Carry forward general activity (UDA)	-37
17/18 Contracted orthodontic activity (UOA)	0
Carry forward orthodontic activity (UOA)	0
Baseline contract value	£167,758.27

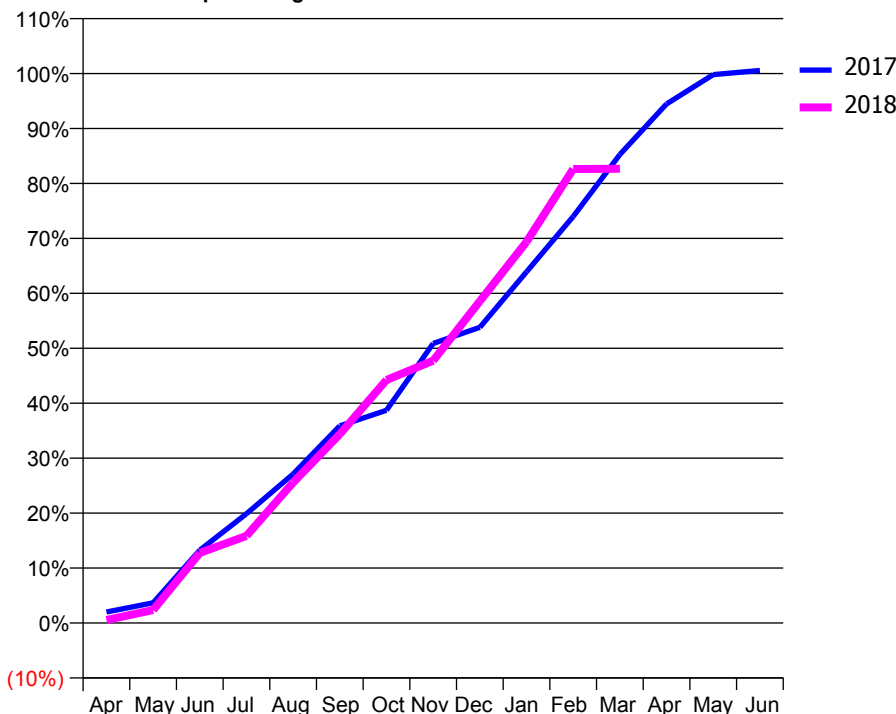
ACCESS*

Patients seen in 24 months	Total	Change since previous quarter
Quarter ending March 2017	2,359	
Quarter ending June 2017	2,393	→
Quarter ending September 2017	2,483	↑
Quarter ending December 2017	2,520	→
Quarter ending March 2018	2,549	→
Variance since March 2017	8.1%	↑



ACTIVITY

Cumulative percentage of contracted UDA delivered 2017 & 2018



Month	Adjusted Scheduled Activity (UDA)	
	2017	2018
April	135	37
May	247	159
June	894	859
July	1,340	1,069
August	1,827	1,722
September	2,417	2,316
October	2,609	2,979
November	3,427	3,217
December	3,625	3,946
January	4,306	4,673
February	4,985	5,566
March	5,744	5,569
April	6,364	
May	6,724	
June	6,774	

QUALITY

	Quantity	Base Number	Contract	AT	Region	England
% of FP17s for the same patient ID Re-attending within 3 months - Children	59	699	8.4%	11.0%	11.6%	11.9%
% of FP17s for the same patient ID Re-attending within 3 months - Adults	165	2,266	7.3%	14.6%	15.4%	16.0%
% of FP17s for the same patient ID Re-attending between 3 & 9 months - Children	359	699	51.4%	59.6%	59.4%	58.3%
% of FP17s for the same patient ID Re-attending between 3 & 9 months - Adults	982	2,266	43.3%	48.5%	51.3%	50.3%
% of FP17s for Band 1 Urgent Courses	130	2,521	5.2%	9.4%	8.0%	9.1%
% of FP17s Relating to Free Repair or Replacements	16	2,521	0.6%	0.8%	0.8%	0.8%
% of FP17s Relating to Continuations	2	2,521	0.1%	1.1%	1.0%	1.0%
% of Patients satisfied with the dentistry they have received	6	7	N/A	92.3%	91.7%	91.5%
% of Patients satisfied with the time they had to wait for an appointment	7	7	N/A	87.4%	88.3%	87.9%

* This is based on patients treated on this contract for their most recent course of treatment. Figures in italics indicate the base number of FP17s or Patient Questionnaire responses are less than 100. N/A is shown where the base number of responses is less than 10 during the period. % is calculated as Quantity/Base number*100

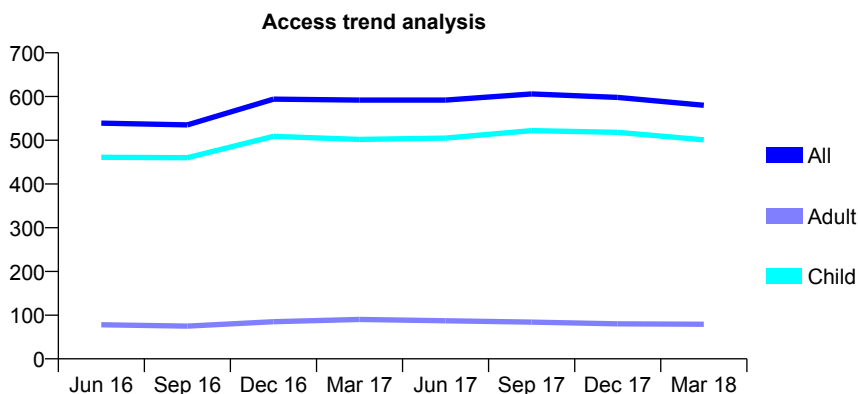
Q56 - Vital Signs At a Glance Contract Report for 145300/0002 - March 2018

Name or company name	The Hollies Dental Practice
Contract type name	GDS Contract
Purpose of contract	General
Contract start date	01/11/2007
Contract end date	

17/18 Contracted general activity (UDA)	1,067
Carry forward general activity (UDA)	29
17/18 Contracted orthodontic activity (UOA)	0
Carry forward orthodontic activity (UOA)	0
Baseline contract value	£49,046.00

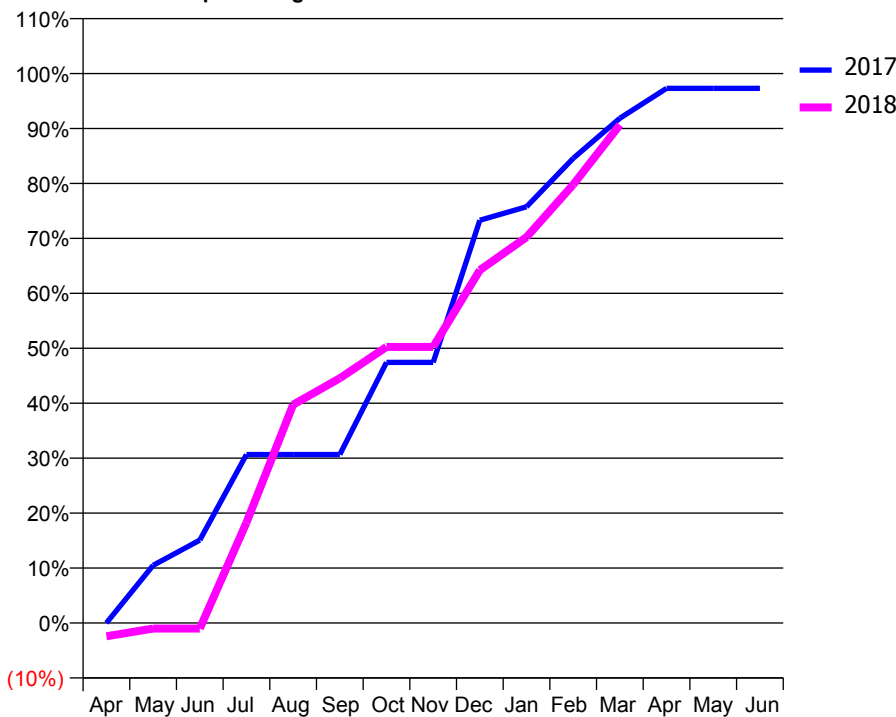
ACCESS*

Patients seen in 24 months	Total	Change since previous quarter
Quarter ending March 2017	592	
Quarter ending June 2017	592	→
Quarter ending September 2017	606	↑
Quarter ending December 2017	598	↓
Quarter ending March 2018	580	↓
Variance since March 2017	(2.0%)	↓



ACTIVITY

Cumulative percentage of contracted UDA delivered 2017 & 2018



Month	Adjusted Scheduled Activity (UDA)	
	2017	2018
April	0	-26
May	112	-11
June	161	-11
July	327	195
August	327	424
September	327	475
October	506	536
November	506	536
December	782	685
January	808	749
February	902	851
March	980	967
April	1,038	
May	1,038	
June	1,038	

QUALITY

	Quantity	Base Number	Contract	AT	Region	England
% of FP17s for the same patient ID Re-attending within 3 months - Children	46	758	6.1%	11.0%	11.6%	11.9%
% of FP17s for the same patient ID Re-attending within 3 months - Adults	2	43	4.7%	14.6%	15.4%	16.0%
% of FP17s for the same patient ID Re-attending between 3 & 9 months - Children	489	758	64.5%	59.6%	59.4%	58.3%
% of FP17s for the same patient ID Re-attending between 3 & 9 months - Adults	33	43	76.7%	48.5%	51.3%	50.3%
% of FP17s for Band 1 Urgent Courses	1	759	0.1%	9.4%	8.0%	9.1%
% of FP17s Relating to Free Repair or Replacements	0	759	0.0%	0.8%	0.8%	0.8%
% of FP17s Relating to Continuations	0	759	0.0%	1.1%	1.0%	1.0%
% of Patients satisfied with the dentistry they have received	0	0	N/A	92.3%	91.7%	91.5%
% of Patients satisfied with the time they had to wait for an appointment	0	0	N/A	87.4%	88.3%	87.9%

* This is based on patients treated on this contract for their most recent course of treatment. Figures in italics indicate the base number of FP17s or Patient Questionnaire responses are less than 100. N/A is shown where the base number of responses is less than 10 during the period. % is calculated as Quantity/Base number*100

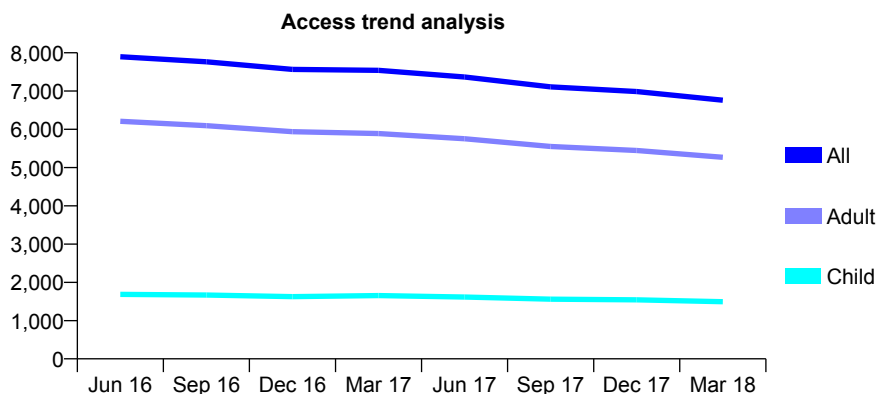
Q56 - Vital Signs At a Glance Contract Report for 145904/0001 - March 2018

Name or company name	1A Dental Practice Limited
Contract type name	GDS Contract
Purpose of contract	General
Contract start date	01/12/2010
Contract end date	

17/18 Contracted general activity (UDA)	20,907
Carry forward general activity (UDA)	0
17/18 Contracted orthodontic activity (UOA)	0
Carry forward orthodontic activity (UOA)	0
Baseline contract value	£513,727.39

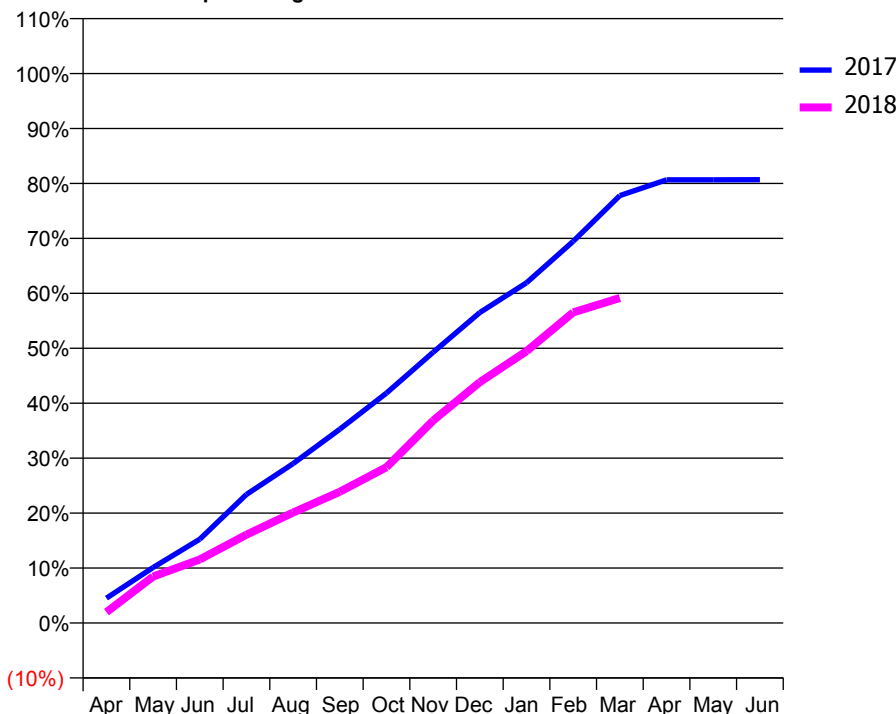
ACCESS*

Patients seen in 24 months	Total	Change since previous quarter
Quarter ending March 2017	7,543	
Quarter ending June 2017	7,368	↓
Quarter ending September 2017	7,110	↓
Quarter ending December 2017	6,988	↓
Quarter ending March 2018	6,762	↓
Variance since March 2017	(10.4%)	↓



ACTIVITY

Cumulative percentage of contracted UDA delivered 2017 & 2018



Month	Adjusted Scheduled Activity (UDA)	
	2017	2018
April	945	413
May	2,112	1,770
June	3,189	2,420
July	4,893	3,363
August	6,066	4,205
September	7,374	4,995
October	8,750	5,927
November	10,304	7,704
December	11,815	9,164
January	12,944	10,344
February	14,525	11,819
March	16,264	12,366
April	16,864	
May	16,864	
June	16,866	

QUALITY

	Quantity	Base Number	Contract	AT	Region	England
% of FP17s for the same patient ID Re-attending within 3 months - Children	79	1,665	4.7%	11.0%	11.6%	11.9%
% of FP17s for the same patient ID Re-attending within 3 months - Adults	555	5,287	10.5%	14.6%	15.4%	16.0%
% of FP17s for the same patient ID Re-attending between 3 & 9 months - Children	850	1,665	51.1%	59.6%	59.4%	58.3%
% of FP17s for the same patient ID Re-attending between 3 & 9 months - Adults	1,705	5,287	32.2%	48.5%	51.3%	50.3%
% of FP17s for Band 1 Urgent Courses	545	6,632	8.2%	9.4%	8.0%	9.1%
% of FP17s Relating to Free Repair or Replacements	20	6,632	0.3%	0.8%	0.8%	0.8%
% of FP17s Relating to Continuations	76	6,632	1.1%	1.1%	1.0%	1.0%
% of Patients satisfied with the dentistry they have received	2	5	N/A	92.3%	91.7%	91.5%
% of Patients satisfied with the time they had to wait for an appointment	4	5	N/A	87.4%	88.3%	87.9%

* This is based on patients treated on this contract for their most recent course of treatment. Figures in italics indicate the base number of FP17s or Patient Questionnaire responses are less than 100. N/A is shown where the base number of responses is less than 10 during the period. % is calculated as Quantity/Base number*100

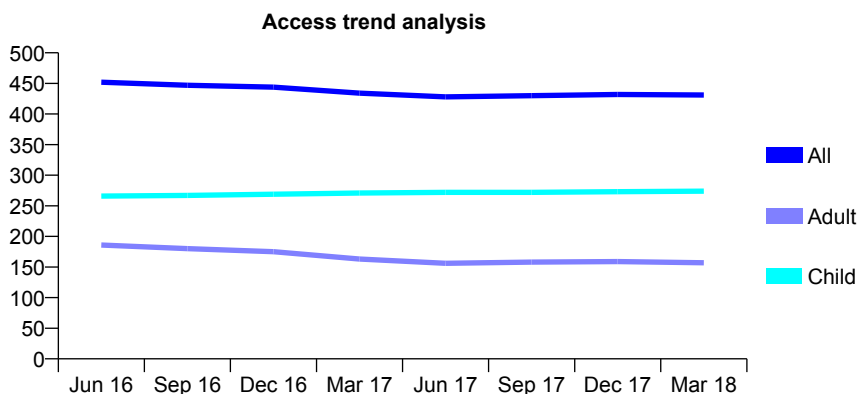
Q56 - Vital Signs At a Glance Contract Report for 147052/0001 - March 2018

Name or company name	Matley Dental Surgery
Contract type name	GDS Contract
Purpose of contract	General
Contract start date	01/04/2009
Contract end date	

17/18 Contracted general activity (UDA)	1,000
Carry forward general activity (UDA)	0
17/18 Contracted orthodontic activity (UOA)	0
Carry forward orthodontic activity (UOA)	0
Baseline contract value	£23,729.40

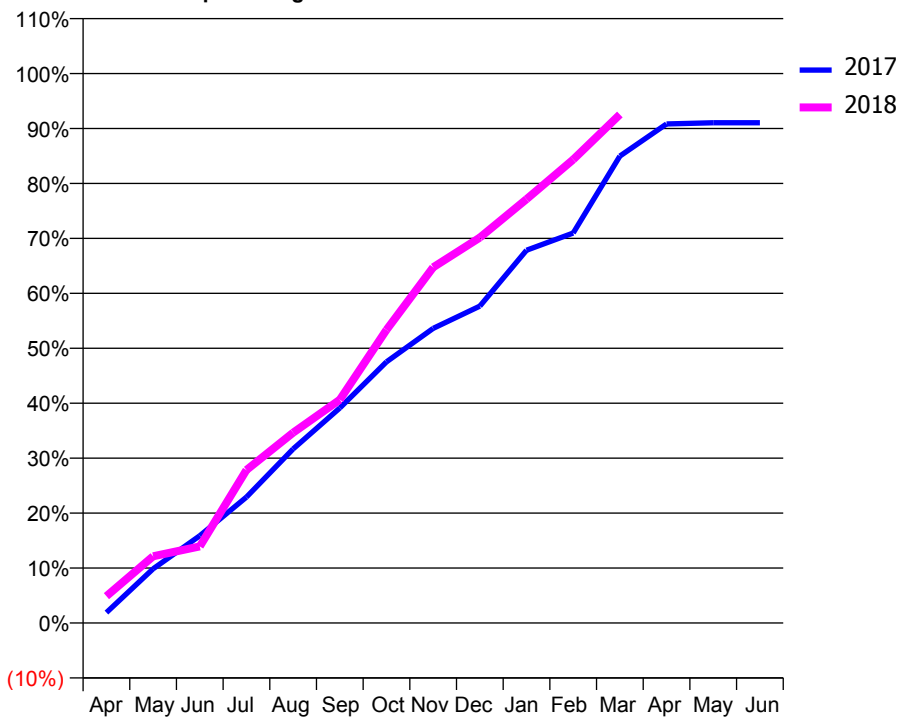
ACCESS*

Patients seen in 24 months	Total	Change since previous quarter
Quarter ending March 2017	434	
Quarter ending June 2017	428	↓
Quarter ending September 2017	430	→
Quarter ending December 2017	432	→
Quarter ending March 2018	431	→
Variance since March 2017	(0.7%)	→



ACTIVITY

Cumulative percentage of contracted UDA delivered 2017 & 2018



Adjusted Scheduled Activity (UDA)

Month	2017	2018
April	19	49
May	99	121
June	159	139
July	229	278
August	317	346
September	391	406
October	475	533
November	536	647
December	577	701
January	678	771
February	710	843
March	850	925
April	908	
May	910	
June	910	

QUALITY

	Quantity	Base Number	Contract	AT	Region	England
% of FP17s for the same patient ID Re-attending within 3 months - Children	19	366	5.2%	11.0%	11.6%	11.9%
% of FP17s for the same patient ID Re-attending within 3 months - Adults	37	172	21.5%	14.6%	15.4%	16.0%
% of FP17s for the same patient ID Re-attending between 3 & 9 months - Children	182	366	49.7%	59.6%	59.4%	58.3%
% of FP17s for the same patient ID Re-attending between 3 & 9 months - Adults	79	172	45.9%	48.5%	51.3%	50.3%
% of FP17s for Band 1 Urgent Courses	2	506	0.4%	9.4%	8.0%	9.1%
% of FP17s Relating to Free Repair or Replacements	0	506	0.0%	0.8%	0.8%	0.8%
% of FP17s Relating to Continuations	19	506	3.8%	1.1%	1.0%	1.0%
% of Patients satisfied with the dentistry they have received	0	0	N/A	92.3%	91.7%	91.5%
% of Patients satisfied with the time they had to wait for an appointment	0	0	N/A	87.4%	88.3%	87.9%

* This is based on patients treated on this contract for their most recent course of treatment. Figures in italics indicate the base number of FP17s or Patient Questionnaire responses are less than 100. N/A is shown where the base number of responses is less than 10 during the period. % is calculated as Quantity/Base number*100

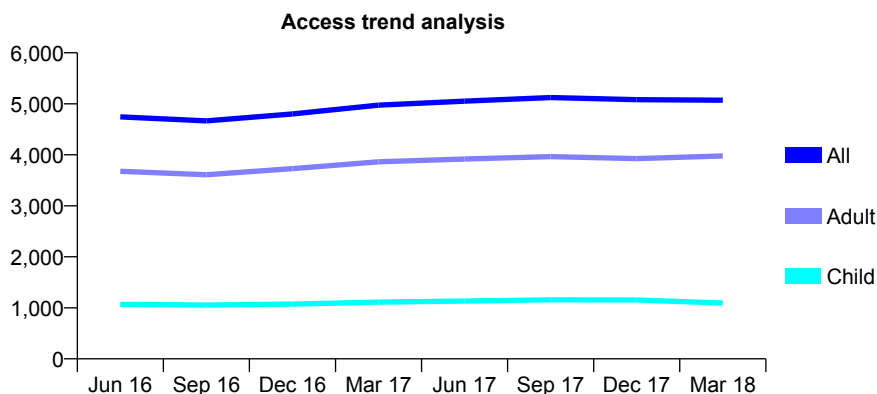
Q56 - Vital Signs At a Glance Contract Report for 148342/0002 - March 2018

Name or company name	Brundall Practice Limited
Contract type name	GDS Contract
Purpose of contract	General
Contract start date	01/10/2012
Contract end date	

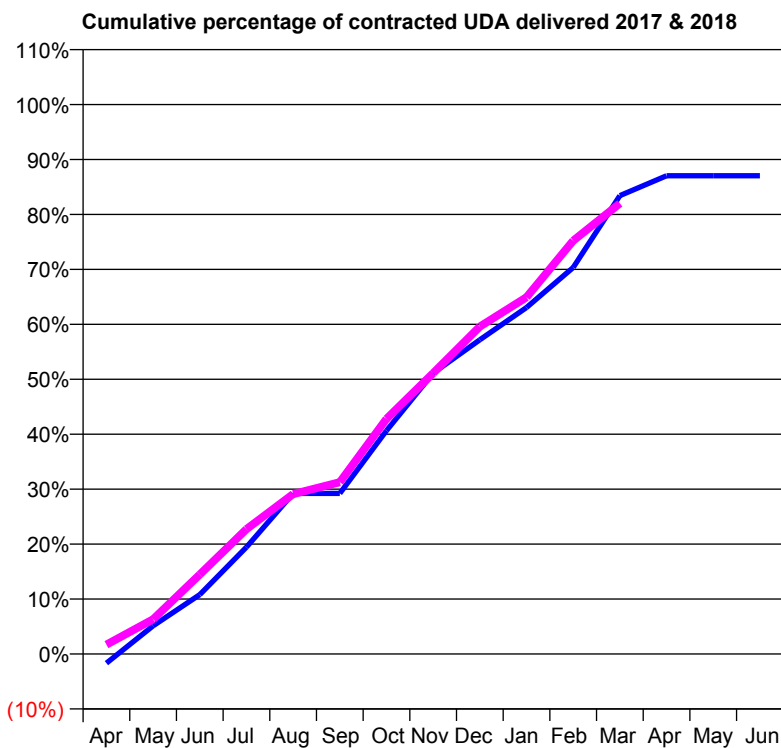
17/18 Contracted general activity (UDA)	16,024
Carry forward general activity (UDA)	0
17/18 Contracted orthodontic activity (UOA)	0
Carry forward orthodontic activity (UOA)	0
Baseline contract value	£400,806.50

ACCESS*

Patients seen in 24 months	Total	Change since previous quarter
Quarter ending March 2017	4,975	
Quarter ending June 2017	5,051	→
Quarter ending September 2017	5,122	→
Quarter ending December 2017	5,080	→
Quarter ending March 2018	5,070	→
Variance since March 2017	1.9%	→



ACTIVITY



Month	Adjusted Scheduled Activity (UDA)	
	2017	2018
April	-271	276
May	824	1,015
June	1,732	2,318
July	3,116	3,640
August	4,685	4,665
September	4,685	5,011
October	6,516	6,858
November	8,193	8,190
December	9,163	9,550
January	10,104	10,406
February	11,271	12,051
March	13,365	13,140
April	13,946	
May	13,946	
June	13,946	

QUALITY

	Quantity	Base Number	Contract	AT	Region	England
% of FP17s for the same patient ID Re-attending within 3 months - Children	148	1,838	8.1%	11.0%	11.6%	11.9%
% of FP17s for the same patient ID Re-attending within 3 months - Adults	667	5,028	13.3%	14.6%	15.4%	16.0%
% of FP17s for the same patient ID Re-attending between 3 & 9 months - Children	1,176	1,838	64.0%	59.6%	59.4%	58.3%
% of FP17s for the same patient ID Re-attending between 3 & 9 months - Adults	2,261	5,028	45.0%	48.5%	51.3%	50.3%
% of FP17s for Band 1 Urgent Courses	512	6,630	7.7%	9.4%	8.0%	9.1%
% of FP17s Relating to Free Repair or Replacements	77	6,630	1.2%	0.8%	0.8%	0.8%
% of FP17s Relating to Continuations	121	6,630	1.8%	1.1%	1.0%	1.0%
% of Patients satisfied with the dentistry they have received	2	2	N/A	92.3%	91.7%	91.5%
% of Patients satisfied with the time they had to wait for an appointment	2	2	N/A	87.4%	88.3%	87.9%

* This is based on patients treated on this contract for their most recent course of treatment. Figures in italics indicate the base number of FP17s or Patient Questionnaire responses are less than 100. N/A is shown where the base number of responses is less than 10 during the period. % is calculated as Quantity/Base number*100

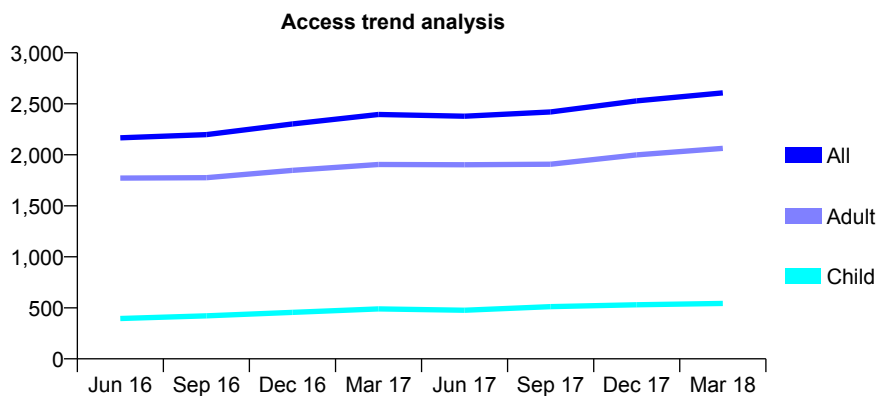
Q56 - Vital Signs At a Glance Contract Report for 148393/0001 - March 2018

Name or company name	Mr M. Eyrumlu and Mr Azad
Contract type name	GDS Contract
Purpose of contract	General
Contract start date	01/02/2014
Contract end date	

17/18 Contracted general activity (UDA)	9,000
Carry forward general activity (UDA)	-22
17/18 Contracted orthodontic activity (UOA)	0
Carry forward orthodontic activity (UOA)	0
Baseline contract value	£266,365.80

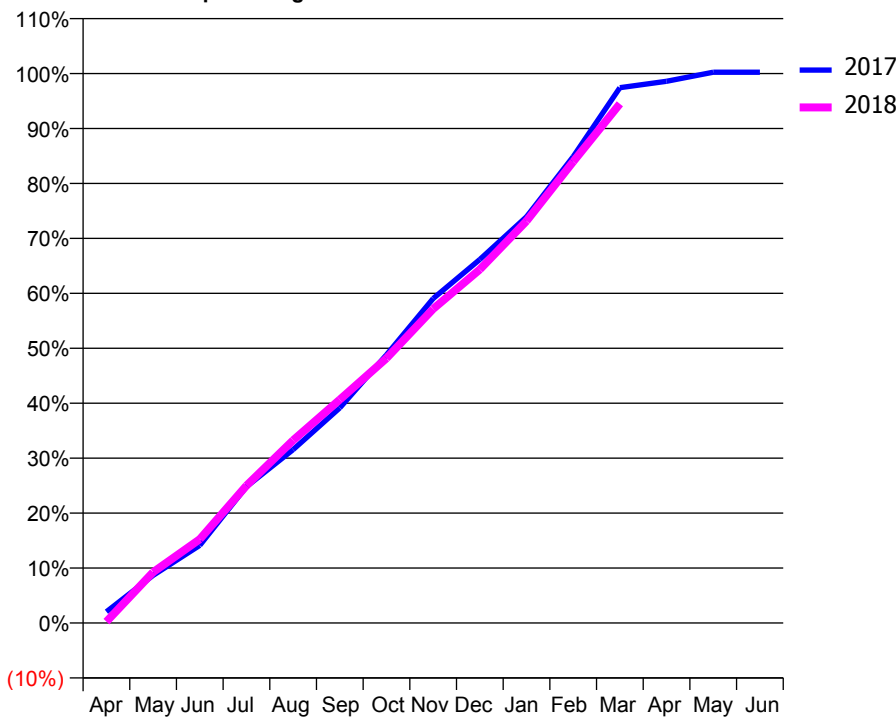
ACCESS*

Patients seen in 24 months	Total	Change since previous quarter
Quarter ending March 2017	2,395	
Quarter ending June 2017	2,378	→
Quarter ending September 2017	2,420	→
Quarter ending December 2017	2,529	↑
Quarter ending March 2018	2,607	↑
Variance since March 2017	8.9%	↑



ACTIVITY

Cumulative percentage of contracted UDA delivered 2017 & 2018



Month	Adjusted Scheduled Activity (UDA)	
	2017	2018
April	185	22
May	781	834
June	1,273	1,372
July	2,233	2,252
August	2,840	2,992
September	3,523	3,659
October	4,393	4,336
November	5,315	5,145
December	5,954	5,791
January	6,654	6,584
February	7,640	7,557
March	8,767	8,504
April	8,872	
May	9,022	
June	9,022	

QUALITY

	Quantity	Base Number	Contract	AT	Region	England
% of FP17s for the same patient ID Re-attending within 3 months - Children	64	748	8.6%	11.0%	11.6%	11.9%
% of FP17s for the same patient ID Re-attending within 3 months - Adults	397	2,506	15.8%	14.6%	15.4%	16.0%
% of FP17s for the same patient ID Re-attending between 3 & 9 months - Children	343	748	45.9%	59.6%	59.4%	58.3%
% of FP17s for the same patient ID Re-attending between 3 & 9 months - Adults	657	2,506	26.2%	48.5%	51.3%	50.3%
% of FP17s for Band 1 Urgent Courses	447	3,210	13.9%	9.4%	8.0%	9.1%
% of FP17s Relating to Free Repair or Replacements	69	3,210	2.1%	0.8%	0.8%	0.8%
% of FP17s Relating to Continuations	94	3,210	2.9%	1.1%	1.0%	1.0%
% of Patients satisfied with the dentistry they have received	4	4	N/A	92.3%	91.7%	91.5%
% of Patients satisfied with the time they had to wait for an appointment	4	4	N/A	87.4%	88.3%	87.9%

* This is based on patients treated on this contract for their most recent course of treatment. Figures in italics indicate the base number of FP17s or Patient Questionnaire responses are less than 100. N/A is shown where the base number of responses is less than 10 during the period. % is calculated as Quantity/Base number*100

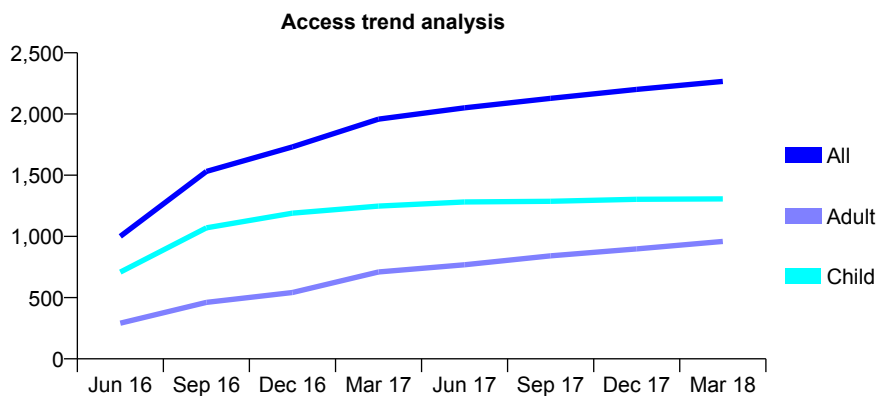
Q56 - Vital Signs At a Glance Contract Report for 149071/0001 - March 2018

Name or company name	P.V. Humber & C. Hancock
Contract type name	GDS Contract
Purpose of contract	General
Contract start date	01/04/2015
Contract end date	

17/18 Contracted general activity (UDA)	4,694
Carry forward general activity (UDA)	-94
17/18 Contracted orthodontic activity (UOA)	0
Carry forward orthodontic activity (UOA)	0
Baseline contract value	£120,572.92

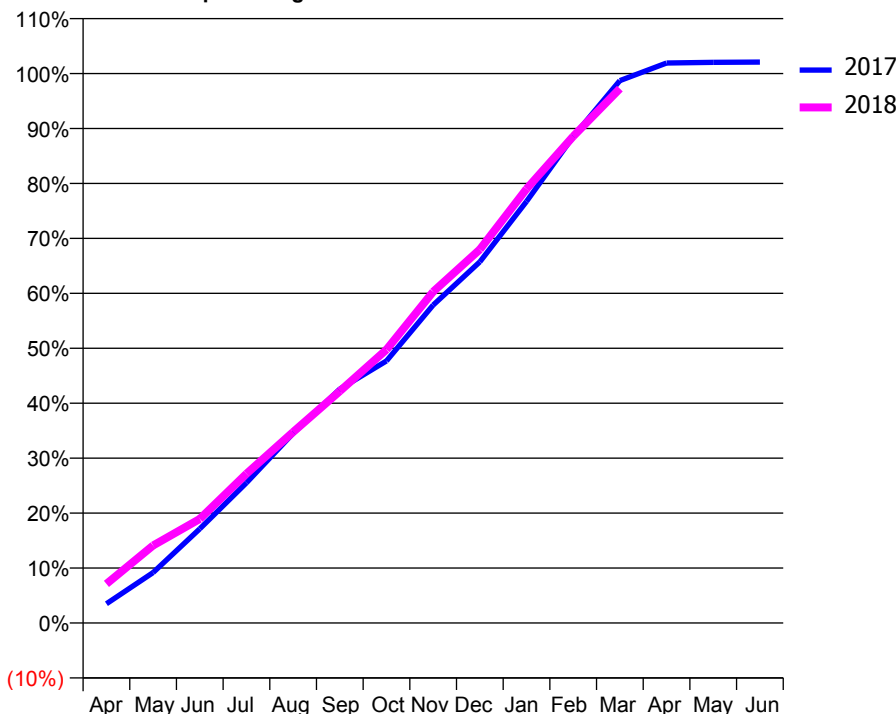
ACCESS*

Patients seen in 24 months	Total	Change since previous quarter
Quarter ending March 2017	1,958	
Quarter ending June 2017	2,051	↑
Quarter ending September 2017	2,128	↑
Quarter ending December 2017	2,201	↑
Quarter ending March 2018	2,266	↑
Variance since March 2017	15.7%	↑



ACTIVITY

Cumulative percentage of contracted UDA delivered 2017 & 2018



Month	Adjusted Scheduled Activity (UDA)	
	2017	2018
April	165	334
May	431	663
June	805	890
July	1,198	1,275
August	1,620	1,632
September	1,999	1,980
October	2,238	2,335
November	2,716	2,831
December	3,085	3,191
January	3,601	3,708
February	4,155	4,157
March	4,633	4,564
April	4,784	
May	4,790	
June	4,792	

QUALITY

	Quantity	Base Number	Contract	AT	Region	England
% of FP17s for the same patient ID Re-attending within 3 months - Children	104	2,036	5.1%	11.0%	11.6%	11.9%
% of FP17s for the same patient ID Re-attending within 3 months - Adults	102	959	10.6%	14.6%	15.4%	16.0%
% of FP17s for the same patient ID Re-attending between 3 & 9 months - Children	1,379	2,036	67.7%	59.6%	59.4%	58.3%
% of FP17s for the same patient ID Re-attending between 3 & 9 months - Adults	508	959	53.0%	48.5%	51.3%	50.3%
% of FP17s for Band 1 Urgent Courses	115	2,867	4.0%	9.4%	8.0%	9.1%
% of FP17s Relating to Free Repair or Replacements	1	2,867	0.0%	0.8%	0.8%	0.8%
% of FP17s Relating to Continuations	1	2,867	0.0%	1.1%	1.0%	1.0%
% of Patients satisfied with the dentistry they have received	4	4	N/A	92.3%	91.7%	91.5%
% of Patients satisfied with the time they had to wait for an appointment	4	4	N/A	87.4%	88.3%	87.9%

* This is based on patients treated on this contract for their most recent course of treatment. Figures in italics indicate the base number of FP17s or Patient Questionnaire responses are less than 100. N/A is shown where the base number of responses is less than 10 during the period. % is calculated as Quantity/Base number*100

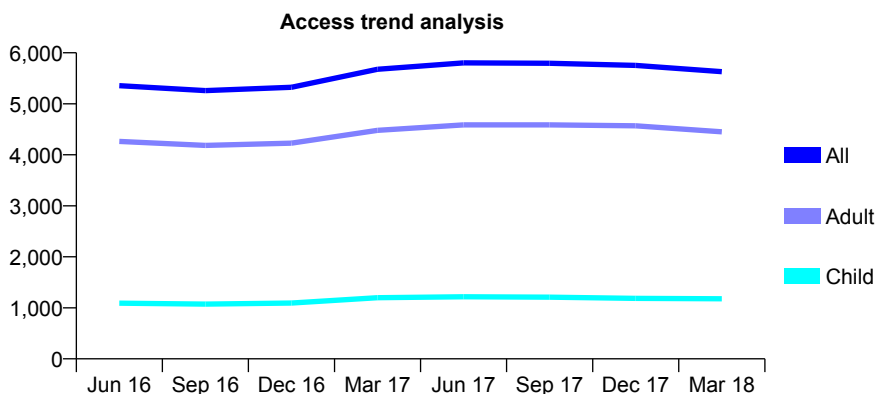
Q56 - Vital Signs At a Glance Contract Report for 149462/0001 - March 2018

Name or company name	A H Trueman Ltd
Contract type name	GDS Contract
Purpose of contract	General
Contract start date	01/04/2008
Contract end date	

17/18 Contracted general activity (UDA)	16,262
Carry forward general activity (UDA)	0
17/18 Contracted orthodontic activity (UOA)	0
Carry forward orthodontic activity (UOA)	0
Baseline contract value	£418,670.31

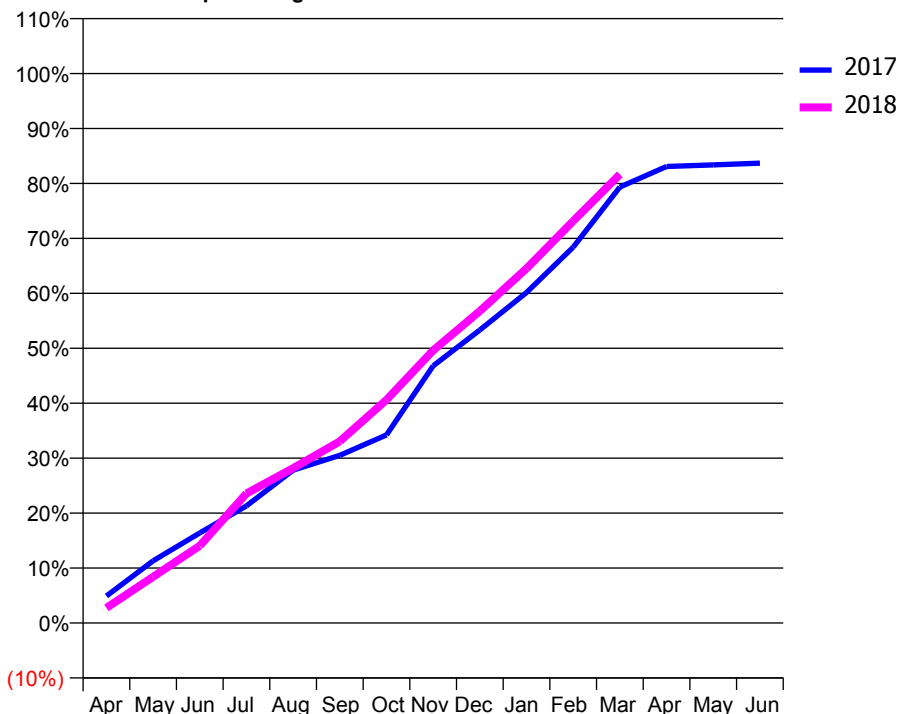
ACCESS*

Patients seen in 24 months	Total	Change since previous quarter
Quarter ending March 2017	5,678	
Quarter ending June 2017	5,802	↑
Quarter ending September 2017	5,796	→
Quarter ending December 2017	5,754	→
Quarter ending March 2018	5,630	↓
Variance since March 2017	(0.8%)	→



ACTIVITY

Cumulative percentage of contracted UDA delivered 2017 & 2018



Month	Adjusted Scheduled Activity (UDA)	
	2017	2018
April	820	448
May	1,886	1,369
June	2,729	2,288
July	3,550	3,833
August	4,632	4,583
September	5,084	5,376
October	5,701	6,605
November	7,795	8,068
December	8,880	9,231
January	10,015	10,491
February	11,392	11,897
March	13,213	13,278
April	13,839	
May	13,885	
June	13,939	

QUALITY

	Quantity	Base Number	Contract	AT	Region	England
% of FP17s for the same patient ID Re-attending within 3 months - Children	58	1,636	3.5%	11.0%	11.6%	11.9%
% of FP17s for the same patient ID Re-attending within 3 months - Adults	464	5,233	8.9%	14.6%	15.4%	16.0%
% of FP17s for the same patient ID Re-attending between 3 & 9 months - Children	964	1,636	58.9%	59.6%	59.4%	58.3%
% of FP17s for the same patient ID Re-attending between 3 & 9 months - Adults	2,103	5,233	40.2%	48.5%	51.3%	50.3%
% of FP17s for Band 1 Urgent Courses	215	6,480	3.3%	9.4%	8.0%	9.1%
% of FP17s Relating to Free Repair or Replacements	9	6,480	0.1%	0.8%	0.8%	0.8%
% of FP17s Relating to Continuations	104	6,480	1.6%	1.1%	1.0%	1.0%
% of Patients satisfied with the dentistry they have received	0	0	N/A	92.3%	91.7%	91.5%
% of Patients satisfied with the time they had to wait for an appointment	0	0	N/A	87.4%	88.3%	87.9%

* This is based on patients treated on this contract for their most recent course of treatment. Figures in italics indicate the base number of FP17s or Patient Questionnaire responses are less than 100. N/A is shown where the base number of responses is less than 10 during the period. % is calculated as Quantity/Base number*100

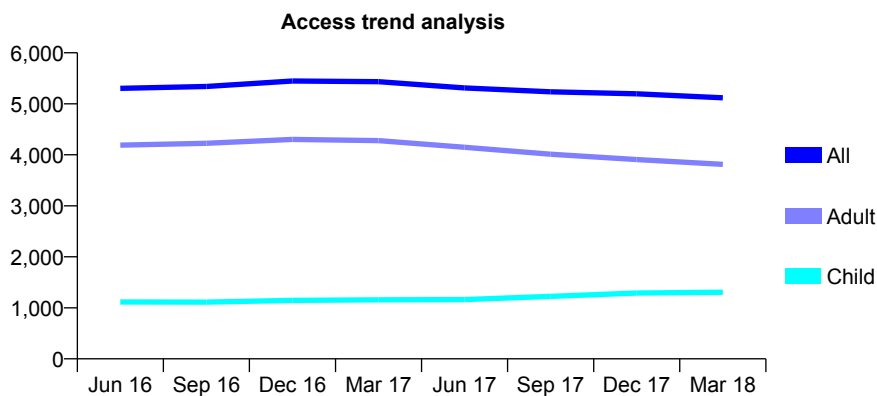
Q56 - Vital Signs At a Glance Contract Report for 151270/0001 - March 2018

Name or company name	Station View Dental Practice
Contract type name	GDS Contract
Purpose of contract	General
Contract start date	01/10/2010
Contract end date	

17/18 Contracted general activity (UDA)	14,315
Carry forward general activity (UDA)	328
17/18 Contracted orthodontic activity (UOA)	0
Carry forward orthodontic activity (UOA)	0
Baseline contract value	£336,700.44

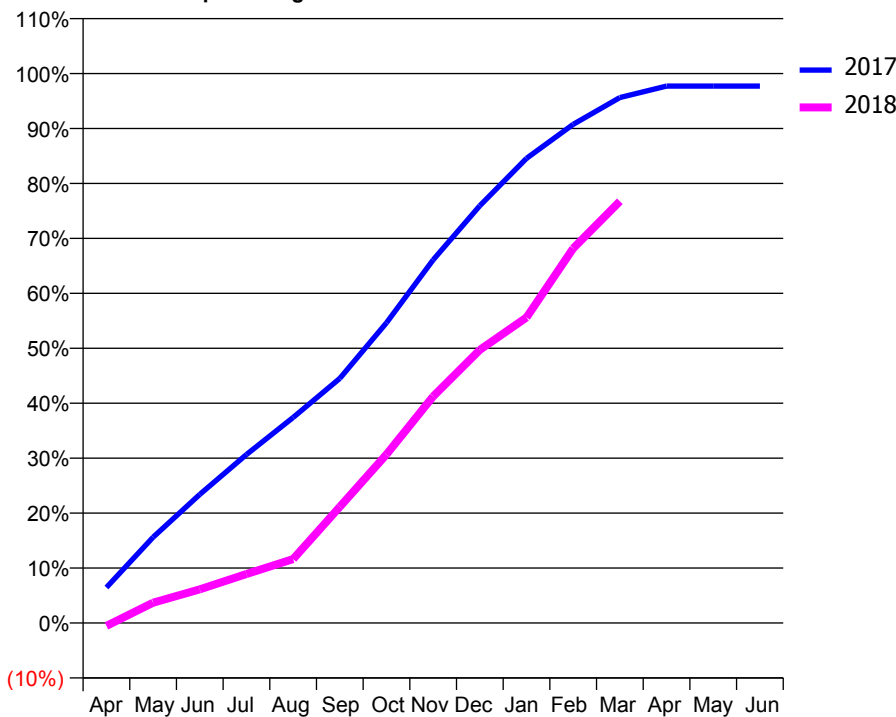
ACCESS*

Patients seen in 24 months	Total	Change since previous quarter
Quarter ending March 2017	5,434	
Quarter ending June 2017	5,310	↓
Quarter ending September 2017	5,236	↓
Quarter ending December 2017	5,197	→
Quarter ending March 2018	5,117	↓
Variance since March 2017	(5.8%)	↓



ACTIVITY

Cumulative percentage of contracted UDA delivered 2017 & 2018



Adjusted Scheduled Activity (UDA)

Month	2017	2018
April	925	-78
May	2,237	530
June	3,351	878
July	4,388	1,278
August	5,356	1,667
September	6,373	3,028
October	7,822	4,392
November	9,460	5,905
December	10,873	7,115
January	12,105	7,959
February	12,992	9,761
March	13,689	10,987
April	13,987	
May	13,986	
June	13,987	

QUALITY

	Quantity	Base Number	Contract	AT	Region	England
% of FP17s for the same patient ID Re-attending within 3 months - Children	86	1,969	4.4%	11.0%	11.6%	11.9%
% of FP17s for the same patient ID Re-attending within 3 months - Adults	501	4,275	11.7%	14.6%	15.4%	16.0%
% of FP17s for the same patient ID Re-attending between 3 & 9 months - Children	973	1,969	49.4%	59.6%	59.4%	58.3%
% of FP17s for the same patient ID Re-attending between 3 & 9 months - Adults	1,543	4,275	36.1%	48.5%	51.3%	50.3%
% of FP17s for Band 1 Urgent Courses	366	6,058	6.0%	9.4%	8.0%	9.1%
% of FP17s Relating to Free Repair or Replacements	18	6,058	0.3%	0.8%	0.8%	0.8%
% of FP17s Relating to Continuations	111	6,058	1.8%	1.1%	1.0%	1.0%
% of Patients satisfied with the dentistry they have received	6	8	N/A	92.3%	91.7%	91.5%
% of Patients satisfied with the time they had to wait for an appointment	8	8	N/A	87.4%	88.3%	87.9%

* This is based on patients treated on this contract for their most recent course of treatment. Figures in italics indicate the base number of FP17s or Patient Questionnaire responses are less than 100. N/A is shown where the base number of responses is less than 10 during the period. % is calculated as Quantity/Base number*100

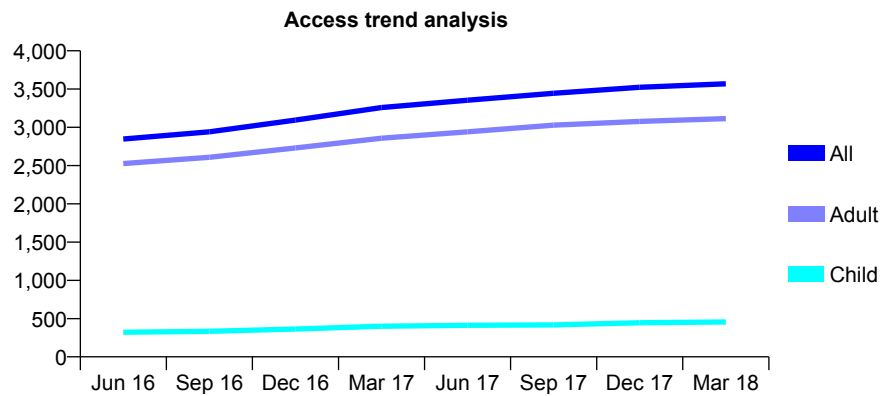
Q56 - Vital Signs At a Glance Contract Report for 153990/0001 - March 2018

Name or company name	Hunstanton Dental Practice
Contract type name	GDS Contract
Purpose of contract	General
Contract start date	31/10/2014
Contract end date	

17/18 Contracted general activity (UDA)	10,400
Carry forward general activity (UDA)	-21
17/18 Contracted orthodontic activity (UOA)	0
Carry forward orthodontic activity (UOA)	0
Baseline contract value	£302,924.78

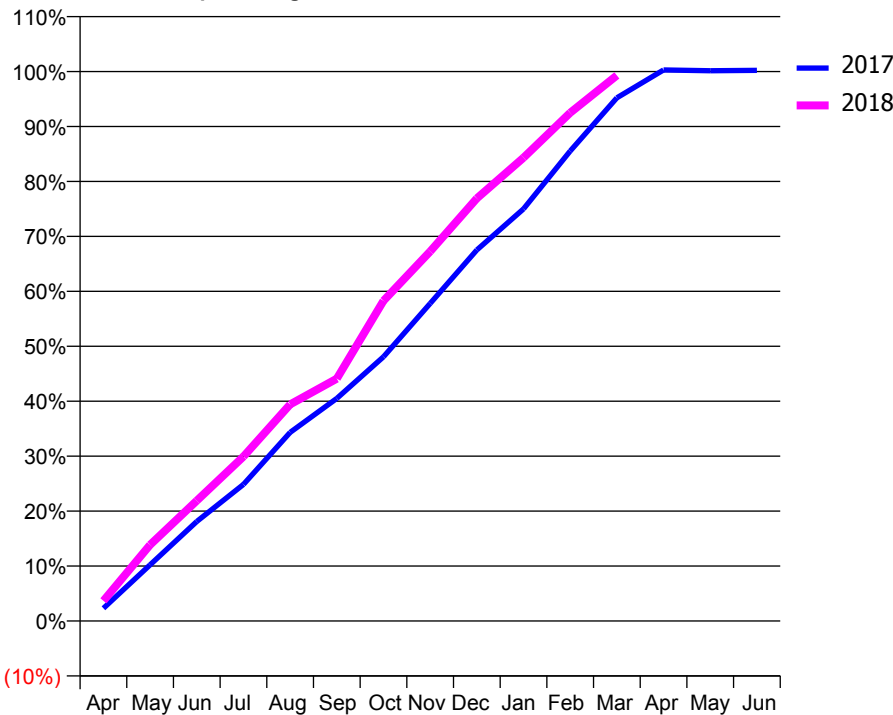
ACCESS*

Patients seen in 24 months	Total	Change since previous quarter
Quarter ending March 2017	3,258	
Quarter ending June 2017	3,354	↑
Quarter ending September 2017	3,445	↑
Quarter ending December 2017	3,523	↑
Quarter ending March 2018	3,569	→
Variance since March 2017	9.5%	↑



ACTIVITY

Cumulative percentage of contracted UDA delivered 2017 & 2018



Month	Adjusted Scheduled Activity (UDA)	
	2017	2018
April	240	381
May	1,064	1,442
June	1,883	2,278
July	2,586	3,113
August	3,569	4,100
September	4,214	4,587
October	5,000	6,061
November	6,009	6,995
December	7,021	7,998
January	7,800	8,769
February	8,895	9,618
March	9,902	10,327
April	10,429	
May	10,415	
June	10,421	

QUALITY

	Quantity	Base Number	Contract	AT	Region	England
% of FP17s for the same patient ID Re-attending within 3 months - Children	52	704	7.4%	11.0%	11.6%	11.9%
% of FP17s for the same patient ID Re-attending within 3 months - Adults	432	4,554	9.5%	14.6%	15.4%	16.0%
% of FP17s for the same patient ID Re-attending between 3 & 9 months - Children	438	704	62.2%	59.6%	59.4%	58.3%
% of FP17s for the same patient ID Re-attending between 3 & 9 months - Adults	2,564	4,554	56.3%	48.5%	51.3%	50.3%
% of FP17s for Band 1 Urgent Courses	145	5,043	2.9%	9.4%	8.0%	9.1%
% of FP17s Relating to Free Repair or Replacements	6	5,043	0.1%	0.8%	0.8%	0.8%
% of FP17s Relating to Continuations	37	5,043	0.7%	1.1%	1.0%	1.0%
% of Patients satisfied with the dentistry they have received	8	8	N/A	92.3%	91.7%	91.5%
% of Patients satisfied with the time they had to wait for an appointment	8	8	N/A	87.4%	88.3%	87.9%

* This is based on patients treated on this contract for their most recent course of treatment. Figures in italics indicate the base number of FP17s or Patient Questionnaire responses are less than 100. N/A is shown where the base number of responses is less than 10 during the period. % is calculated as Quantity/Base number*100

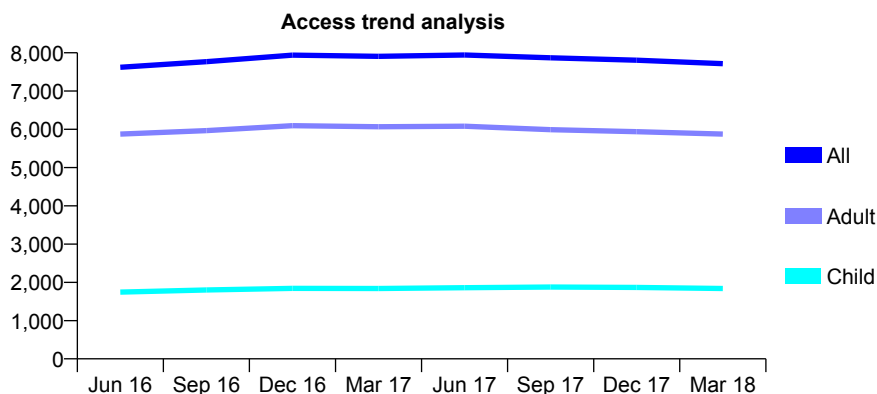
Q56 - Vital Signs At a Glance Contract Report for 154180/0001 - March 2018

Name or company name	Mr Abdel R Achour & Ms Stacey Gore
Contract type name	GDS Contract
Purpose of contract	General
Contract start date	01/03/2014
Contract end date	

17/18 Contracted general activity (UDA)	19,213
Carry forward general activity (UDA)	-384
17/18 Contracted orthodontic activity (UOA)	0
Carry forward orthodontic activity (UOA)	0
Baseline contract value	£470,545.62

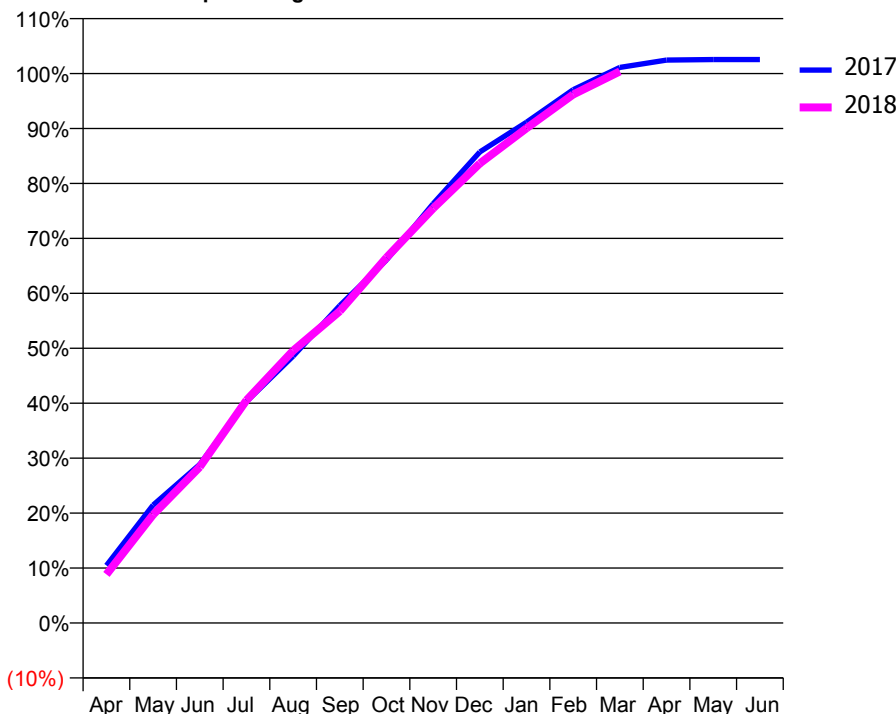
ACCESS*

Patients seen in 24 months	Total	Change since previous quarter
Quarter ending March 2017	7,907	
Quarter ending June 2017	7,941	→
Quarter ending September 2017	7,869	→
Quarter ending December 2017	7,806	→
Quarter ending March 2018	7,715	↓
Variance since March 2017	(2.4%)	↓



ACTIVITY

Cumulative percentage of contracted UDA delivered 2017 & 2018



Month	Adjusted Scheduled Activity (UDA)	
	2017	2018
April	2,010	1,698
May	4,123	3,790
June	5,545	5,458
July	7,744	7,787
August	9,334	9,522
September	11,100	10,904
October	12,692	12,777
November	14,663	14,498
December	16,468	16,070
January	17,511	17,302
February	18,645	18,479
March	19,424	19,284
April	19,681	
May	19,700	
June	19,700	

QUALITY

	Quantity	Base Number	Contract	AT	Region	England
% of FP17s for the same patient ID Re-attending within 3 months - Children	192	3,060	6.3%	11.0%	11.6%	11.9%
% of FP17s for the same patient ID Re-attending within 3 months - Adults	655	6,573	10.0%	14.6%	15.4%	16.0%
% of FP17s for the same patient ID Re-attending between 3 & 9 months - Children	2,145	3,060	70.1%	59.6%	59.4%	58.3%
% of FP17s for the same patient ID Re-attending between 3 & 9 months - Adults	2,238	6,573	34.0%	48.5%	51.3%	50.3%
% of FP17s for Band 1 Urgent Courses	583	9,468	6.2%	9.4%	8.0%	9.1%
% of FP17s Relating to Free Repair or Replacements	52	9,468	0.5%	0.8%	0.8%	0.8%
% of FP17s Relating to Continuations	62	9,468	0.7%	1.1%	1.0%	1.0%
% of Patients satisfied with the dentistry they have received	5	6	N/A	92.3%	91.7%	91.5%
% of Patients satisfied with the time they had to wait for an appointment	6	6	N/A	87.4%	88.3%	87.9%

* This is based on patients treated on this contract for their most recent course of treatment. Figures in italics indicate the base number of FP17s or Patient Questionnaire responses are less than 100. N/A is shown where the base number of responses is less than 10 during the period. % is calculated as Quantity/Base number*100

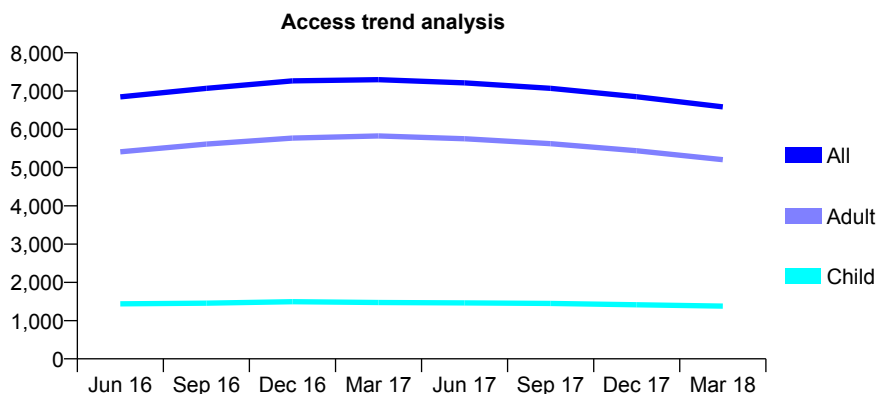
Q56 - Vital Signs At a Glance Contract Report for 155748/0001 - March 2018

Name or company name	Woodview Dental Health Dental Practice P
Contract type name	GDS Contract
Purpose of contract	General
Contract start date	01/04/2014
Contract end date	

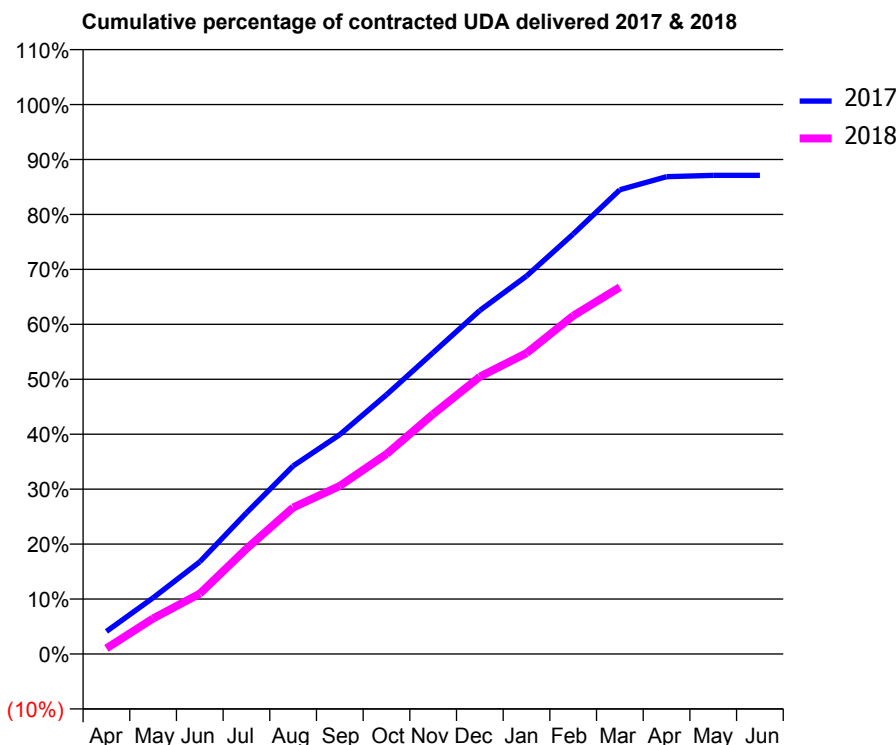
17/18 Contracted general activity (UDA)	24,407
Carry forward general activity (UDA)	0
17/18 Contracted orthodontic activity (UOA)	0
Carry forward orthodontic activity (UOA)	0
Baseline contract value	£643,951.19

ACCESS*

Patients seen in 24 months	Total	Change since previous quarter
Quarter ending March 2017	7,299	
Quarter ending June 2017	7,214	↓
Quarter ending September 2017	7,072	↓
Quarter ending December 2017	6,851	↓
Quarter ending March 2018	6,587	↓
Variance since March 2017	(9.8%)	↓



ACTIVITY



Month	Adjusted Scheduled Activity (UDA)	
	2017	2018
April	1,007	250
May	2,495	1,581
June	4,096	2,678
July	6,266	4,679
August	8,354	6,504
September	9,745	7,466
October	11,518	8,884
November	13,388	10,657
December	15,262	12,314
January	16,787	13,365
February	18,654	15,022
March	20,622	16,291
April	21,202	
May	21,260	
June	21,259	

QUALITY

	Quantity	Base Number	Contract	AT	Region	England
% of FP17s for the same patient ID Re-attending within 3 months - Children	86	1,821	4.7%	11.0%	11.6%	11.9%
% of FP17s for the same patient ID Re-attending within 3 months - Adults	659	6,257	10.5%	14.6%	15.4%	16.0%
% of FP17s for the same patient ID Re-attending between 3 & 9 months - Children	1,169	1,821	64.2%	59.6%	59.4%	58.3%
% of FP17s for the same patient ID Re-attending between 3 & 9 months - Adults	3,648	6,257	58.3%	48.5%	51.3%	50.3%
% of FP17s for Band 1 Urgent Courses	431	7,828	5.5%	9.4%	8.0%	9.1%
% of FP17s Relating to Free Repair or Replacements	24	7,828	0.3%	0.8%	0.8%	0.8%
% of FP17s Relating to Continuations	90	7,828	1.1%	1.1%	1.0%	1.0%
% of Patients satisfied with the dentistry they have received	3	4	N/A	92.3%	91.7%	91.5%
% of Patients satisfied with the time they had to wait for an appointment	4	4	N/A	87.4%	88.3%	87.9%

* This is based on patients treated on this contract for their most recent course of treatment. Figures in italics indicate the base number of FP17s or Patient Questionnaire responses are less than 100. N/A is shown where the base number of responses is less than 10 during the period. % is calculated as Quantity/Base number*100

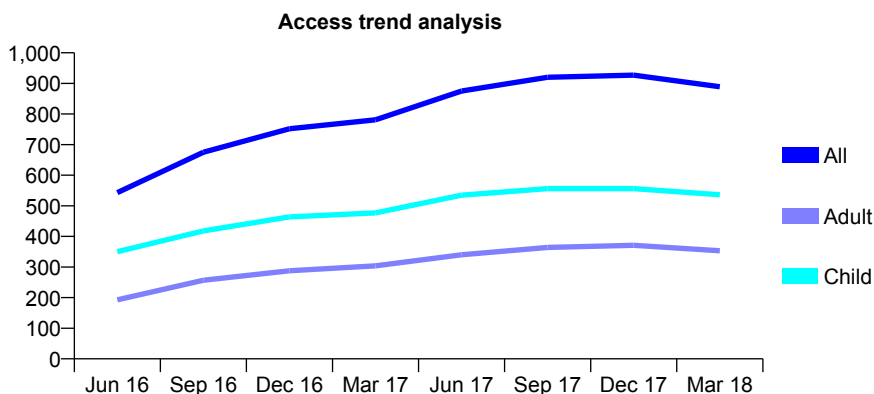
Q56 - Vital Signs At a Glance Contract Report for 157635/0001 - March 2018

Name or company name	Friars Street Dental Ltd
Contract type name	GDS Contract
Purpose of contract	General and Orthodontic
Contract start date	01/11/2015
Contract end date	

17/18 Contracted general activity (UDA)	2,500
Carry forward general activity (UDA)	0
17/18 Contracted orthodontic activity (UOA)	2,022
Carry forward orthodontic activity (UOA)	-40
Baseline contract value	£186,107.00

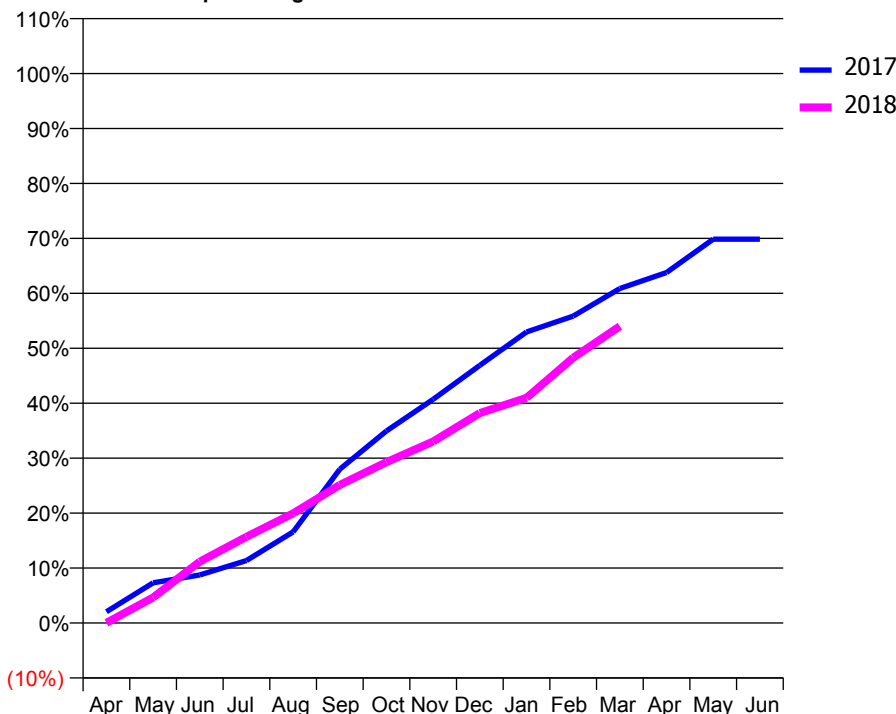
ACCESS*

Patients seen in 24 months	Total	Change since previous quarter
Quarter ending March 2017	781	
Quarter ending June 2017	875	↑
Quarter ending September 2017	920	↑
Quarter ending December 2017	927	→
Quarter ending March 2018	889	↓
Variance since March 2017	13.8%	↑



ACTIVITY

Cumulative percentage of contracted UDA delivered 2017 & 2018



Month	Adjusted Scheduled Activity (UDA)	
	2017	2018
April	51	1
May	183	116
June	219	279
July	284	392
August	415	499
September	700	628
October	874	732
November	1,018	826
December	1,172	955
January	1,324	1,024
February	1,396	1,207
March	1,522	1,350
April	1,594	
May	1,747	
June	1,747	

QUALITY

	Quantity	Base Number	Contract	AT	Region	England
% of FP17s for the same patient ID Re-attending within 3 months - Children	57	959	5.9%	11.0%	11.6%	11.9%
% of FP17s for the same patient ID Re-attending within 3 months - Adults	30	336	8.9%	14.6%	15.4%	16.0%
% of FP17s for the same patient ID Re-attending between 3 & 9 months - Children	469	959	48.9%	59.6%	59.4%	58.3%
% of FP17s for the same patient ID Re-attending between 3 & 9 months - Adults	191	336	56.8%	48.5%	51.3%	50.3%
% of FP17s for Band 1 Urgent Courses	26	916	2.8%	9.4%	8.0%	9.1%
% of FP17s Relating to Free Repair or Replacements	1	916	0.1%	0.8%	0.8%	0.8%
% of FP17s Relating to Continuations	0	916	0.0%	1.1%	1.0%	1.0%
% of Patients satisfied with the dentistry they have received	0	0	N/A	92.3%	91.7%	91.5%
% of Patients satisfied with the time they had to wait for an appointment	0	0	N/A	87.4%	88.3%	87.9%

* This is based on patients treated on this contract for their most recent course of treatment. Figures in italics indicate the base number of FP17s or Patient Questionnaire responses are less than 100. N/A is shown where the base number of responses is less than 10 during the period. % is calculated as Quantity/Base number*100

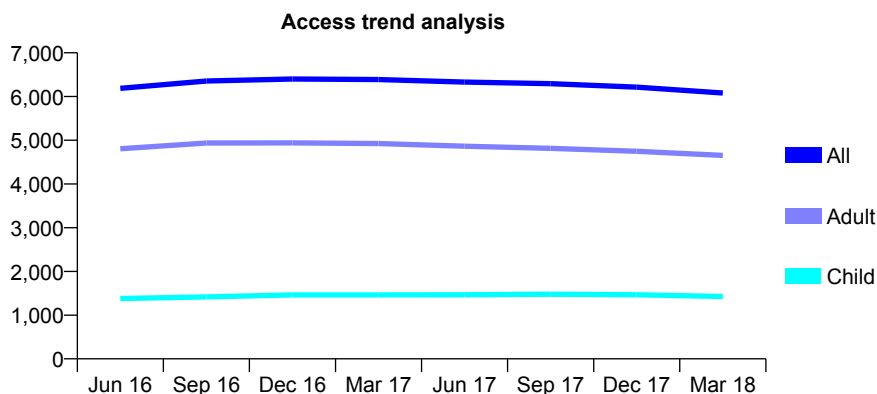
Q56 - Vital Signs At a Glance Contract Report for 158194/0023 - March 2018

Name or company name	Denticare Ltd
Contract type name	GDS Contract
Purpose of contract	General
Contract start date	01/06/2009
Contract end date	

17/18 Contracted general activity (UDA)	14,965
Carry forward general activity (UDA)	0
17/18 Contracted orthodontic activity (UOA)	0
Carry forward orthodontic activity (UOA)	0
Baseline contract value	£358,263.11

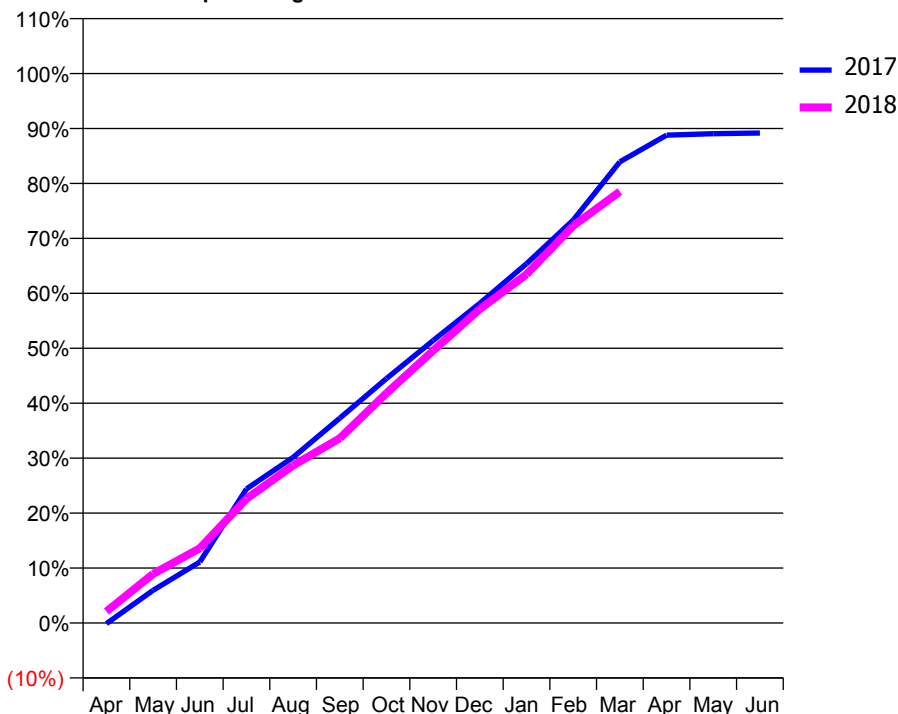
ACCESS*

Patients seen in 24 months	Total	Change since previous quarter
Quarter ending March 2017	6,387	
Quarter ending June 2017	6,329	→
Quarter ending September 2017	6,293	→
Quarter ending December 2017	6,214	↓
Quarter ending March 2018	6,080	↓
Variance since March 2017	(4.8%)	↓



ACTIVITY

Cumulative percentage of contracted UDA delivered 2017 & 2018



Month	Adjusted Scheduled Activity (UDA)	
	2017	2018
April	-20	315
May	891	1,337
June	1,660	2,034
July	3,650	3,383
August	4,514	4,290
September	5,578	5,030
October	6,659	6,257
November	7,694	7,417
December	8,707	8,550
January	9,786	9,495
February	10,974	10,818
March	12,560	11,749
April	13,287	
May	13,327	
June	13,345	

QUALITY

	Quantity	Base Number	Contract	AT	Region	England
% of FP17s for the same patient ID Re-attending within 3 months - Children	110	1,811	6.1%	11.0%	11.6%	11.9%
% of FP17s for the same patient ID Re-attending within 3 months - Adults	605	5,137	11.8%	14.6%	15.4%	16.0%
% of FP17s for the same patient ID Re-attending between 3 & 9 months - Children	949	1,811	52.4%	59.6%	59.4%	58.3%
% of FP17s for the same patient ID Re-attending between 3 & 9 months - Adults	1,896	5,137	36.9%	48.5%	51.3%	50.3%
% of FP17s for Band 1 Urgent Courses	655	6,623	9.9%	9.4%	8.0%	9.1%
% of FP17s Relating to Free Repair or Replacements	44	6,623	0.7%	0.8%	0.8%	0.8%
% of FP17s Relating to Continuations	91	6,623	1.4%	1.1%	1.0%	1.0%
% of Patients satisfied with the dentistry they have received	4	4	N/A	92.3%	91.7%	91.5%
% of Patients satisfied with the time they had to wait for an appointment	2	4	N/A	87.4%	88.3%	87.9%

* This is based on patients treated on this contract for their most recent course of treatment. Figures in italics indicate the base number of FP17s or Patient Questionnaire responses are less than 100. N/A is shown where the base number of responses is less than 10 during the period. % is calculated as Quantity/Base number*100

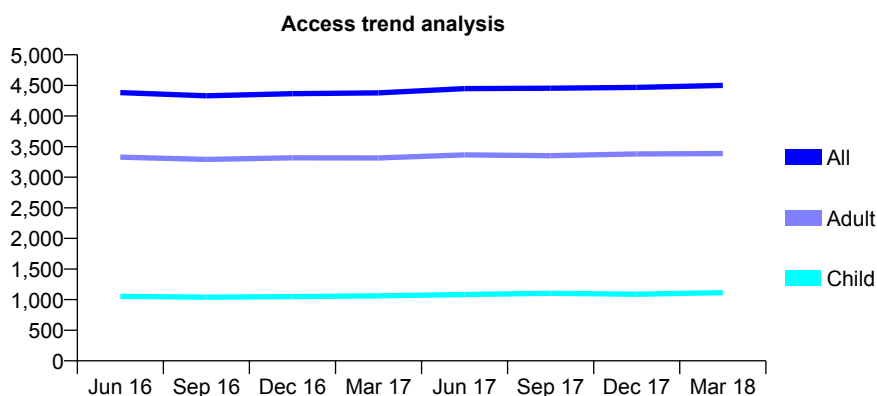
Q56 - Vital Signs At a Glance Contract Report for 158194/0025 - March 2018

Name or company name	Denticare Ltd
Contract type name	GDS Contract
Purpose of contract	General
Contract start date	12/04/2010
Contract end date	31/03/2018

17/18 Contracted general activity (UDA)	12,000
Carry forward general activity (UDA)	-31
17/18 Contracted orthodontic activity (UOA)	0
Carry forward orthodontic activity (UOA)	0
Baseline contract value	£294,544.36

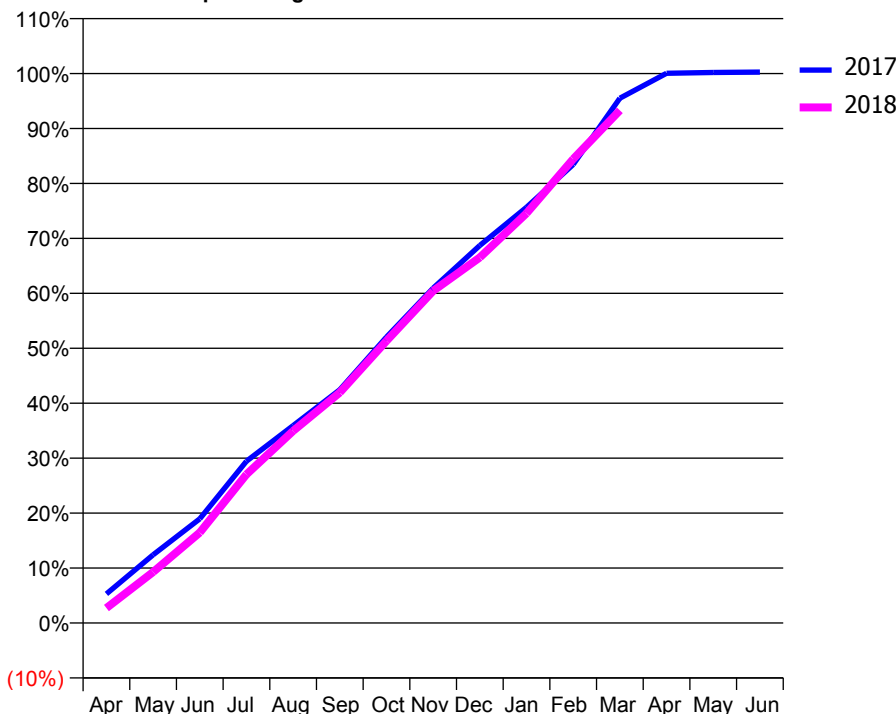
ACCESS*

Patients seen in 24 months	Total	Change since previous quarter
Quarter ending March 2017	4,377	
Quarter ending June 2017	4,447	→
Quarter ending September 2017	4,455	→
Quarter ending December 2017	4,468	→
Quarter ending March 2018	4,501	→
Variance since March 2017	2.8%	↑



ACTIVITY

Cumulative percentage of contracted UDA delivered 2017 & 2018



Month	Adjusted Scheduled Activity (UDA)	
	2017	2018
April	637	328
May	1,489	1,115
June	2,275	1,976
July	3,533	3,245
August	4,312	4,194
September	5,094	5,034
October	6,246	6,159
November	7,312	7,252
December	8,246	7,984
January	9,079	8,948
February	10,012	10,132
March	11,461	11,196
April	12,006	
May	12,022	
June	12,031	

QUALITY

	Quantity	Base Number	Contract	AT	Region	England
% of FP17s for the same patient ID Re-attending within 3 months - Children	80	1,492	5.4%	11.0%	11.6%	11.9%
% of FP17s for the same patient ID Re-attending within 3 months - Adults	518	4,164	12.4%	14.6%	15.4%	16.0%
% of FP17s for the same patient ID Re-attending between 3 & 9 months - Children	780	1,492	52.3%	59.6%	59.4%	58.3%
% of FP17s for the same patient ID Re-attending between 3 & 9 months - Adults	1,886	4,164	45.3%	48.5%	51.3%	50.3%
% of FP17s for Band 1 Urgent Courses	607	5,448	11.1%	9.4%	8.0%	9.1%
% of FP17s Relating to Free Repair or Replacements	18	5,448	0.3%	0.8%	0.8%	0.8%
% of FP17s Relating to Continuations	69	5,448	1.3%	1.1%	1.0%	1.0%
% of Patients satisfied with the dentistry they have received	5	5	N/A	92.3%	91.7%	91.5%
% of Patients satisfied with the time they had to wait for an appointment	5	5	N/A	87.4%	88.3%	87.9%

* This is based on patients treated on this contract for their most recent course of treatment. Figures in italics indicate the base number of FP17s or Patient Questionnaire responses are less than 100. N/A is shown where the base number of responses is less than 10 during the period. % is calculated as Quantity/Base number*100

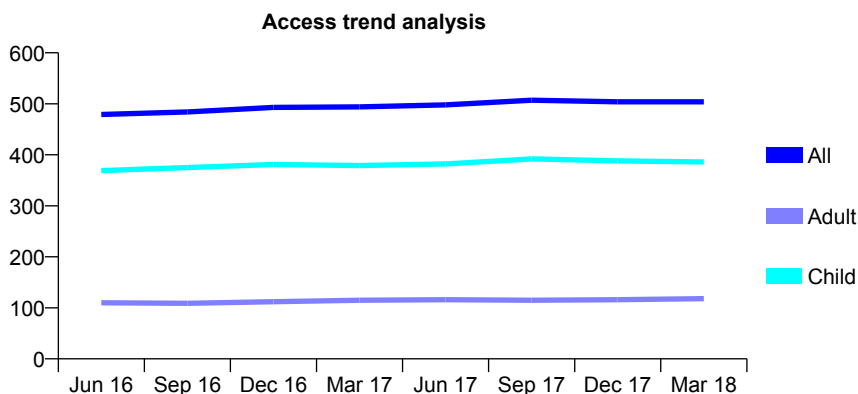
Q56 - Vital Signs At a Glance Contract Report for 158976/0001 - March 2018

Name or company name	Tuddenham Road Dental Surgery
Contract type name	PDS Contract
Purpose of contract	General
Contract start date	01/04/2012
Contract end date	30/06/2018

17/18 Contracted general activity (UDA)	1,331
Carry forward general activity (UDA)	0
17/18 Contracted orthodontic activity (UOA)	0
Carry forward orthodontic activity (UOA)	0
Baseline contract value	£29,732.13

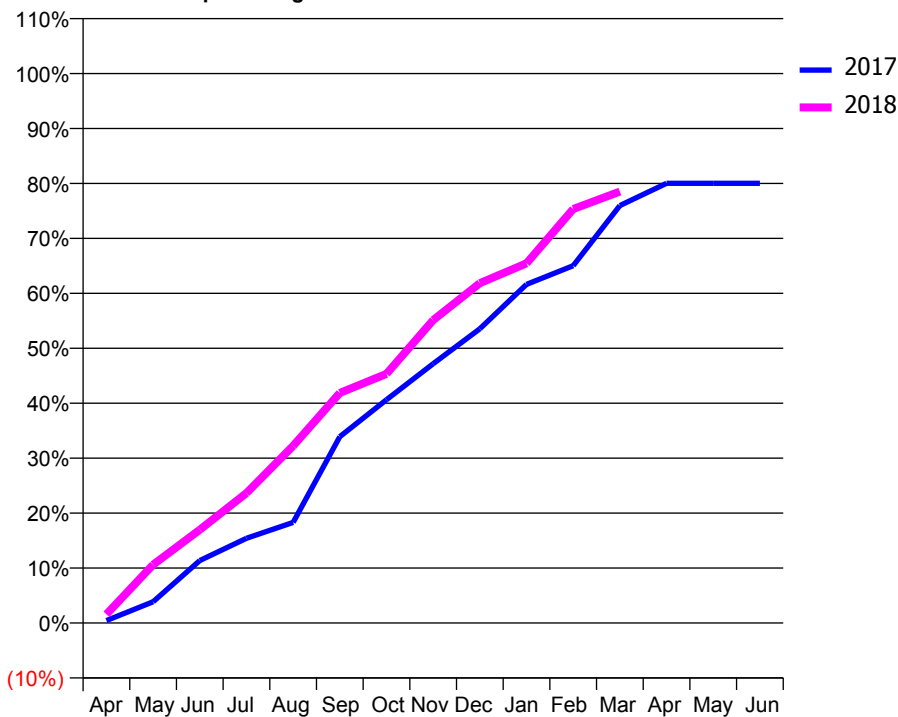
ACCESS*

Patients seen in 24 months	Total	Change since previous quarter
Quarter ending March 2017	494	
Quarter ending June 2017	498	→
Quarter ending September 2017	507	→
Quarter ending December 2017	504	→
Quarter ending March 2018	504	→
Variance since March 2017	2.0%	↑



ACTIVITY

Cumulative percentage of contracted UDA delivered 2017 & 2018



Month	Adjusted Scheduled Activity (UDA)	
	2017	2018
April	6	21
May	51	141
June	151	226
July	205	315
August	244	429
September	451	557
October	541	604
November	628	734
December	713	823
January	820	871
February	866	1,003
March	1,011	1,045
April	1,065	
May	1,065	
June	1,065	

QUALITY

	Quantity	Base Number	Contract	AT	Region	England
% of FP17s for the same patient ID Re-attending within 3 months - Children	53	638	8.3%	11.0%	11.6%	11.9%
% of FP17s for the same patient ID Re-attending within 3 months - Adults	19	143	13.3%	14.6%	15.4%	16.0%
% of FP17s for the same patient ID Re-attending between 3 & 9 months - Children	429	638	67.2%	59.6%	59.4%	58.3%
% of FP17s for the same patient ID Re-attending between 3 & 9 months - Adults	98	143	68.5%	48.5%	51.3%	50.3%
% of FP17s for Band 1 Urgent Courses	21	739	2.8%	9.4%	8.0%	9.1%
% of FP17s Relating to Free Repair or Replacements	0	739	0.0%	0.8%	0.8%	0.8%
% of FP17s Relating to Continuations	14	739	1.9%	1.1%	1.0%	1.0%
% of Patients satisfied with the dentistry they have received	0	0	N/A	92.3%	91.7%	91.5%
% of Patients satisfied with the time they had to wait for an appointment	0	0	N/A	87.4%	88.3%	87.9%

* This is based on patients treated on this contract for their most recent course of treatment. Figures in italics indicate the base number of FP17s or Patient Questionnaire responses are less than 100. N/A is shown where the base number of responses is less than 10 during the period. % is calculated as Quantity/Base number*100

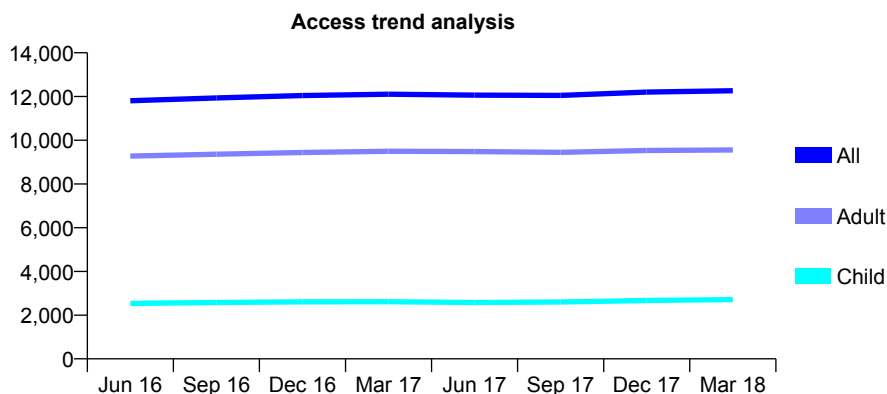
Q56 - Vital Signs At a Glance Contract Report for 159751/0001 - March 2018

Name or company name	1A Group Dental Practice Partnership
Contract type name	GDS Contract
Purpose of contract	General
Contract start date	01/07/2011
Contract end date	

17/18 Contracted general activity (UDA)	30,813
Carry forward general activity (UDA)	-359
17/18 Contracted orthodontic activity (UOA)	0
Carry forward orthodontic activity (UOA)	0
Baseline contract value	£890,235.24

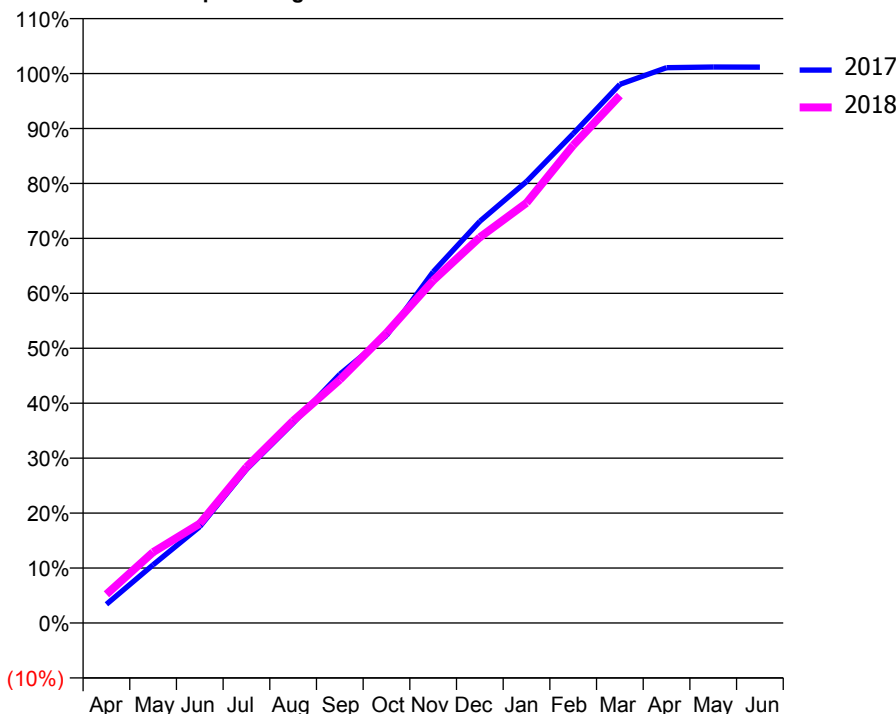
ACCESS*

Patients seen in 24 months	Total	Change since previous quarter
Quarter ending March 2017	12,105	
Quarter ending June 2017	12,063	→
Quarter ending September 2017	12,050	→
Quarter ending December 2017	12,205	→
Quarter ending March 2018	12,265	→
Variance since March 2017	1.3%	→



ACTIVITY

Cumulative percentage of contracted UDA delivered 2017 & 2018



Month	Adjusted Scheduled Activity (UDA)	
	2017	2018
April	1,054	1,612
May	3,261	3,976
June	5,404	5,574
July	8,614	8,748
August	11,210	11,338
September	13,947	13,646
October	16,114	16,264
November	19,690	19,204
December	22,524	21,627
January	24,751	23,555
February	27,441	26,791
March	30,207	29,575
April	31,142	
May	31,173	
June	31,172	

QUALITY

	Quantity	Base Number	Contract	AT	Region	England
% of FP17s for the same patient ID Re-attending within 3 months - Children	171	3,753	4.6%	11.0%	11.6%	11.9%
% of FP17s for the same patient ID Re-attending within 3 months - Adults	1,281	11,967	10.7%	14.6%	15.4%	16.0%
% of FP17s for the same patient ID Re-attending between 3 & 9 months - Children	2,159	3,753	57.5%	59.6%	59.4%	58.3%
% of FP17s for the same patient ID Re-attending between 3 & 9 months - Adults	5,207	11,967	43.5%	48.5%	51.3%	50.3%
% of FP17s for Band 1 Urgent Courses	763	14,590	5.2%	9.4%	8.0%	9.1%
% of FP17s Relating to Free Repair or Replacements	83	14,590	0.6%	0.8%	0.8%	0.8%
% of FP17s Relating to Continuations	200	14,590	1.4%	1.1%	1.0%	1.0%
% of Patients satisfied with the dentistry they have received	17	20	85.0%	92.3%	91.7%	91.5%
% of Patients satisfied with the time they had to wait for an appointment	16	20	80.0%	87.4%	88.3%	87.9%

* This is based on patients treated on this contract for their most recent course of treatment. Figures in italics indicate the base number of FP17s or Patient Questionnaire responses are less than 100. N/A is shown where the base number of responses is less than 10 during the period. % is calculated as Quantity/Base number*100

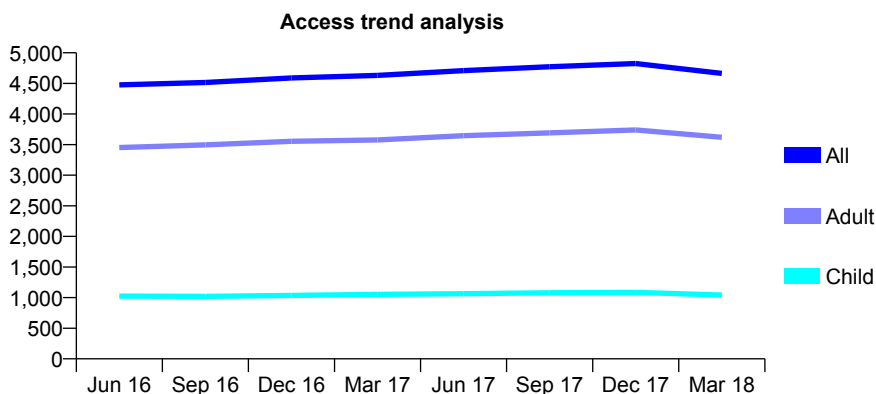
Q56 - Vital Signs At a Glance Contract Report for 159875/0001 - March 2018

Name or company name	Mazdak Eyrumlu and Honar Shakir
Contract type name	GDS Contract
Purpose of contract	General
Contract start date	01/07/2011
Contract end date	

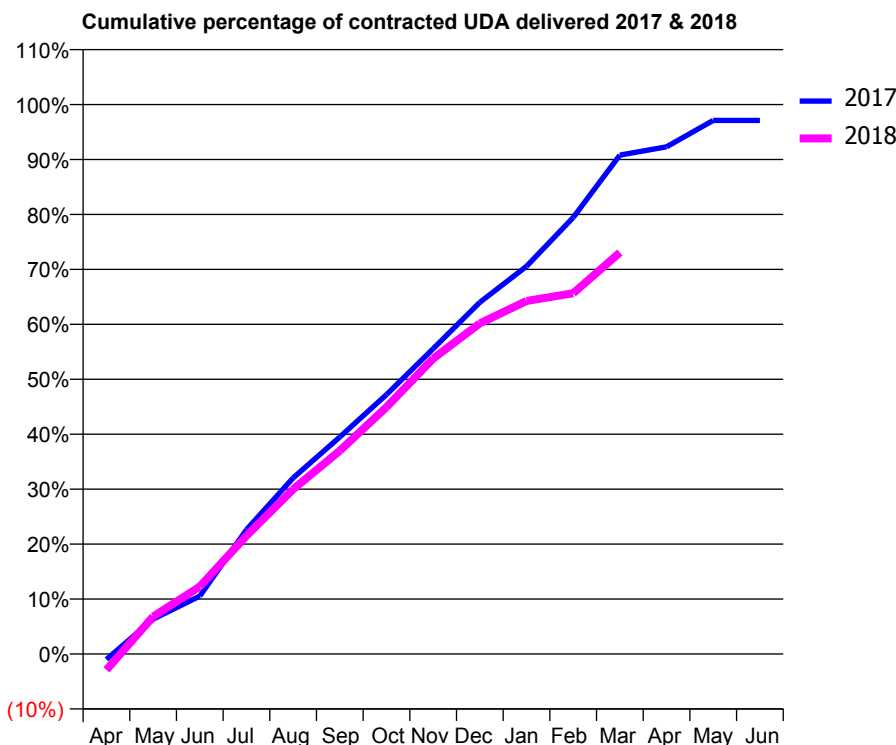
17/18 Contracted general activity (UDA)	16,500
Carry forward general activity (UDA)	478
17/18 Contracted orthodontic activity (UOA)	0
Carry forward orthodontic activity (UOA)	0
Baseline contract value	£415,334.93

ACCESS*

Patients seen in 24 months	Total	Change since previous quarter
Quarter ending March 2017	4,630	
Quarter ending June 2017	4,710	→
Quarter ending September 2017	4,772	→
Quarter ending December 2017	4,825	→
Quarter ending March 2018	4,663	↓
Variance since March 2017	0.7%	→



ACTIVITY



Month	Adjusted Scheduled Activity (UDA)	
	2017	2018
April	-165	-478
May	1,048	1,125
June	1,742	2,025
July	3,735	3,549
August	5,287	4,948
September	6,517	6,102
October	7,792	7,414
November	9,167	8,870
December	10,561	9,927
January	11,642	10,603
February	13,106	10,833
March	14,983	12,053
April	15,231	
May	16,021	
June	16,022	

QUALITY

	Quantity	Base Number	Contract	AT	Region	England
% of FP17s for the same patient ID Re-attending within 3 months - Children	118	1,404	8.4%	11.0%	11.6%	11.9%
% of FP17s for the same patient ID Re-attending within 3 months - Adults	839	4,722	17.8%	14.6%	15.4%	16.0%
% of FP17s for the same patient ID Re-attending between 3 & 9 months - Children	858	1,404	61.1%	59.6%	59.4%	58.3%
% of FP17s for the same patient ID Re-attending between 3 & 9 months - Adults	2,237	4,722	47.4%	48.5%	51.3%	50.3%
% of FP17s for Band 1 Urgent Courses	516	5,794	8.9%	9.4%	8.0%	9.1%
% of FP17s Relating to Free Repair or Replacements	110	5,794	1.9%	0.8%	0.8%	0.8%
% of FP17s Relating to Continuations	236	5,794	4.1%	1.1%	1.0%	1.0%
% of Patients satisfied with the dentistry they have received	2	2	N/A	92.3%	91.7%	91.5%
% of Patients satisfied with the time they had to wait for an appointment	2	2	N/A	87.4%	88.3%	87.9%

* This is based on patients treated on this contract for their most recent course of treatment. Figures in italics indicate the base number of FP17s or Patient Questionnaire responses are less than 100. N/A is shown where the base number of responses is less than 10 during the period. % is calculated as Quantity/Base number*100

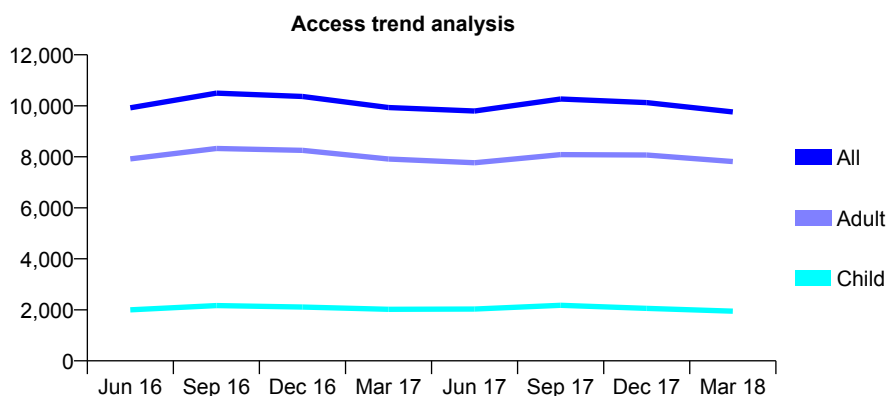
Q56 - Vital Signs At a Glance Contract Report for 162833/0001 - March 2018

Name or company name	Parish Vaid & Snehal Radia & Sanjay Shah
Contract type name	GDS Contract
Purpose of contract	General
Contract start date	01/11/2013
Contract end date	

17/18 Contracted general activity (UDA)	31,173
Carry forward general activity (UDA)	1,134
17/18 Contracted orthodontic activity (UOA)	0
Carry forward orthodontic activity (UOA)	0
Baseline contract value	£955,183.20

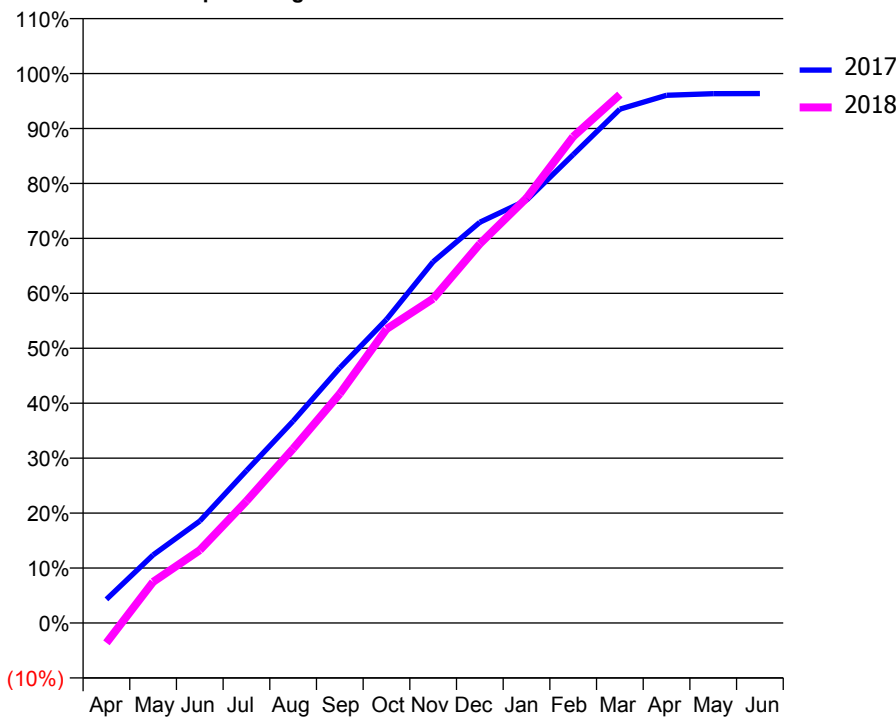
ACCESS*

Patients seen in 24 months	Total	Change since previous quarter
Quarter ending March 2017	9,933	
Quarter ending June 2017	9,795	↓
Quarter ending September 2017	10,266	↑
Quarter ending December 2017	10,128	↓
Quarter ending March 2018	9,761	↓
Variance since March 2017	(1.7%)	↓



ACTIVITY

Cumulative percentage of contracted UDA delivered 2017 & 2018



Month	Adjusted Scheduled Activity (UDA)	
	2017	2018
April	1,346	-1,134
May	3,864	2,337
June	5,786	4,137
July	8,641	6,916
August	11,453	9,893
September	14,477	13,010
October	17,218	16,674
November	20,500	18,403
December	22,739	21,511
January	23,983	24,105
February	26,570	27,591
March	29,154	29,977
April	29,941	
May	30,032	
June	30,039	

QUALITY

	Quantity	Base Number	Contract	AT	Region	England
% of FP17s for the same patient ID Re-attending within 3 months - Children	290	3,504	8.3%	11.0%	11.6%	11.9%
% of FP17s for the same patient ID Re-attending within 3 months - Adults	1,872	12,452	15.0%	14.6%	15.4%	16.0%
% of FP17s for the same patient ID Re-attending between 3 & 9 months - Children	1,690	3,504	48.2%	59.6%	59.4%	58.3%
% of FP17s for the same patient ID Re-attending between 3 & 9 months - Adults	5,264	12,452	42.3%	48.5%	51.3%	50.3%
% of FP17s for Band 1 Urgent Courses	2,789	15,578	17.9%	9.4%	8.0%	9.1%
% of FP17s Relating to Free Repair or Replacements	128	15,578	0.8%	0.8%	0.8%	0.8%
% of FP17s Relating to Continuations	127	15,578	0.8%	1.1%	1.0%	1.0%
% of Patients satisfied with the dentistry they have received	17	19	89.5%	92.3%	91.7%	91.5%
% of Patients satisfied with the time they had to wait for an appointment	14	19	73.7%	87.4%	88.3%	87.9%

* This is based on patients treated on this contract for their most recent course of treatment. Figures in italics indicate the base number of FP17s or Patient Questionnaire responses are less than 100. N/A is shown where the base number of responses is less than 10 during the period. % is calculated as Quantity/Base number*100

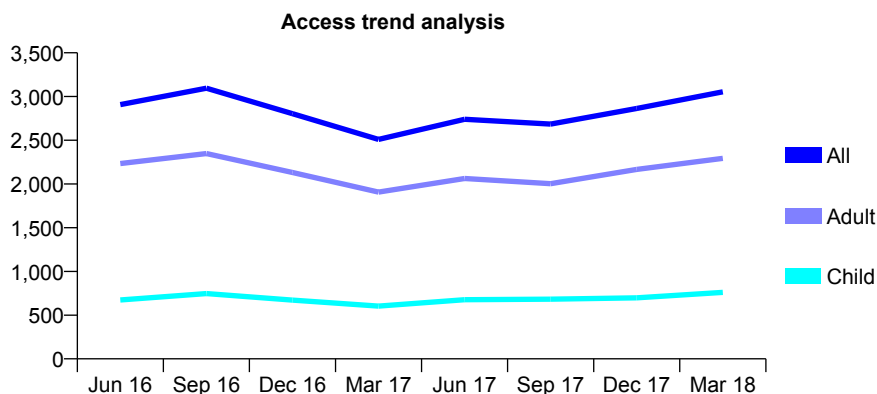
Q56 - Vital Signs At a Glance Contract Report for 162833/0002 - March 2018

Name or company name	Parish Vaid & Snehal Radia & Sanjay Shah
Contract type name	PDS Plus Contract
Purpose of contract	General
Contract start date	15/11/2013
Contract end date	31/03/2019

17/18 Contracted general activity (UDA)	8,000
Carry forward general activity (UDA)	313
17/18 Contracted orthodontic activity (UOA)	0
Carry forward orthodontic activity (UOA)	0
Baseline contract value	£158,330.29

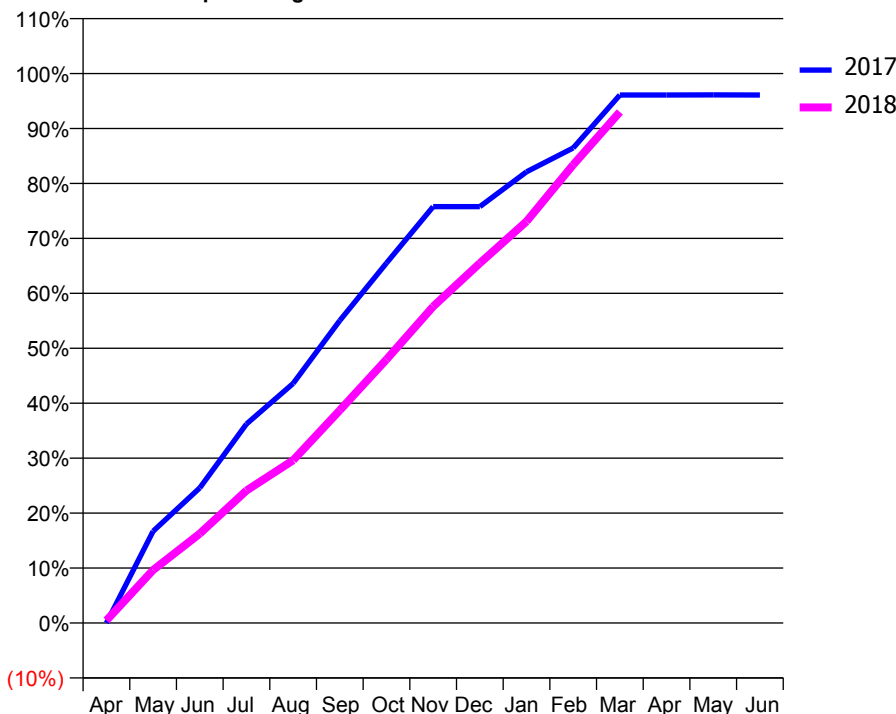
ACCESS*

Patients seen in 24 months	Total	Change since previous quarter
Quarter ending March 2017	2,510	
Quarter ending June 2017	2,739	↑
Quarter ending September 2017	2,685	↓
Quarter ending December 2017	2,863	↑
Quarter ending March 2018	3,054	↑
Variance since March 2017	21.7%	↑



ACTIVITY

Cumulative percentage of contracted UDA delivered 2017 & 2018



Month	Adjusted Scheduled Activity (UDA)	
	2017	2018
April	1	37
May	1,336	773
June	1,967	1,302
July	2,897	1,928
August	3,488	2,369
September	4,404	3,097
October	5,240	3,837
November	6,061	4,607
December	6,061	5,239
January	6,569	5,847
February	6,916	6,672
March	7,687	7,441
April	7,686	
May	7,688	
June	7,687	

QUALITY

	Quantity	Base Number	Contract	AT	Region	England
% of FP17s for the same patient ID Re-attending within 3 months - Children	89	1,323	6.7%	11.0%	11.6%	11.9%
% of FP17s for the same patient ID Re-attending within 3 months - Adults	424	3,467	12.2%	14.6%	15.4%	16.0%
% of FP17s for the same patient ID Re-attending between 3 & 9 months - Children	729	1,323	55.1%	59.6%	59.4%	58.3%
% of FP17s for the same patient ID Re-attending between 3 & 9 months - Adults	1,423	3,467	41.0%	48.5%	51.3%	50.3%
% of FP17s for Band 1 Urgent Courses	317	4,786	6.6%	9.4%	8.0%	9.1%
% of FP17s Relating to Free Repair or Replacements	33	4,786	0.7%	0.8%	0.8%	0.8%
% of FP17s Relating to Continuations	80	4,786	1.7%	1.1%	1.0%	1.0%
% of Patients satisfied with the dentistry they have received	4	4	N/A	92.3%	91.7%	91.5%
% of Patients satisfied with the time they had to wait for an appointment	4	4	N/A	87.4%	88.3%	87.9%

* This is based on patients treated on this contract for their most recent course of treatment. Figures in italics indicate the base number of FP17s or Patient Questionnaire responses are less than 100. N/A is shown where the base number of responses is less than 10 during the period. % is calculated as Quantity/Base number*100

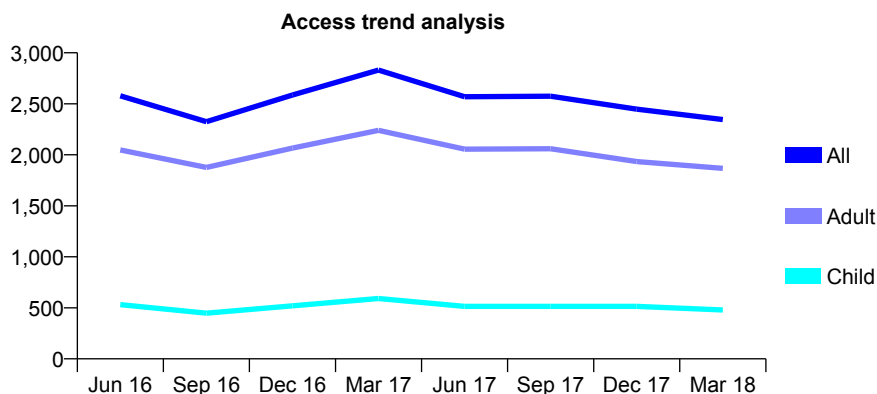
Q56 - Vital Signs At a Glance Contract Report for 162833/0003 - March 2018

Name or company name	Parish Vaid & Snehal Radia & Sanjay Shah
Contract type name	GDS Contract
Purpose of contract	General
Contract start date	15/11/2013
Contract end date	

17/18 Contracted general activity (UDA)	7,185
Carry forward general activity (UDA)	118
17/18 Contracted orthodontic activity (UOA)	0
Carry forward orthodontic activity (UOA)	0
Baseline contract value	£191,519.46

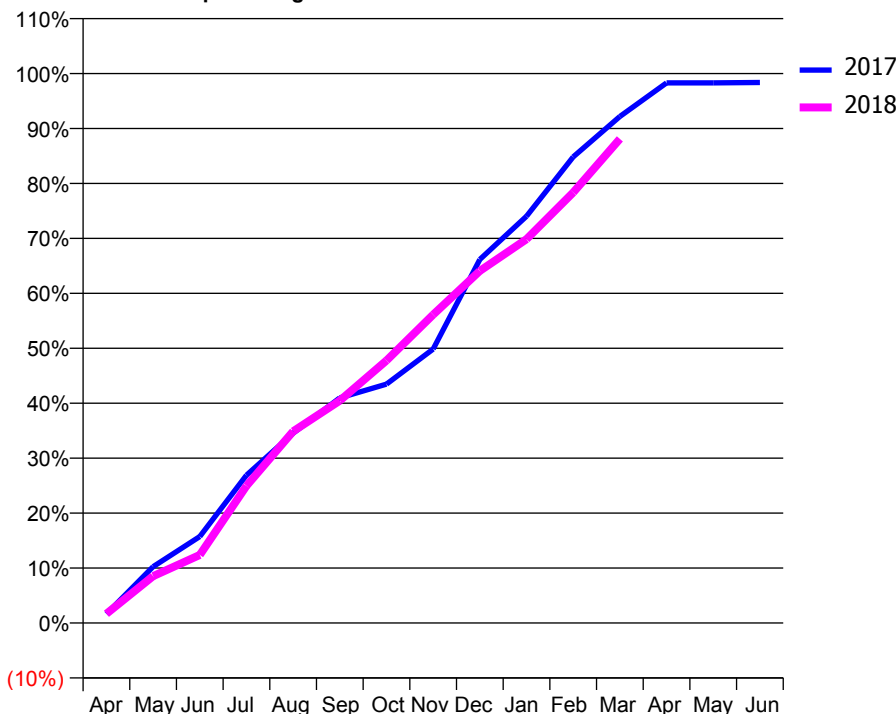
ACCESS*

Patients seen in 24 months	Total	Change since previous quarter
Quarter ending March 2017	2,831	
Quarter ending June 2017	2,569	↓
Quarter ending September 2017	2,574	→
Quarter ending December 2017	2,448	↓
Quarter ending March 2018	2,346	↓
Variance since March 2017	(17.1%)	↓



ACTIVITY

Cumulative percentage of contracted UDA delivered 2017 & 2018



Month	Adjusted Scheduled Activity (UDA)	
	2017	2018
April	119	121
May	736	613
June	1,130	890
July	1,932	1,794
August	2,481	2,507
September	2,944	2,908
October	3,123	3,433
November	3,583	4,032
December	4,754	4,605
January	5,318	5,019
February	6,095	5,629
March	6,624	6,331
April	7,062	
May	7,062	
June	7,067	

QUALITY

	Quantity	Base Number	Contract	AT	Region	England
% of FP17s for the same patient ID Re-attending within 3 months - Children	41	786	5.2%	11.0%	11.6%	11.9%
% of FP17s for the same patient ID Re-attending within 3 months - Adults	285	2,856	10.0%	14.6%	15.4%	16.0%
% of FP17s for the same patient ID Re-attending between 3 & 9 months - Children	394	786	50.1%	59.6%	59.4%	58.3%
% of FP17s for the same patient ID Re-attending between 3 & 9 months - Adults	1,627	2,856	57.0%	48.5%	51.3%	50.3%
% of FP17s for Band 1 Urgent Courses	217	3,401	6.4%	9.4%	8.0%	9.1%
% of FP17s Relating to Free Repair or Replacements	24	3,401	0.7%	0.8%	0.8%	0.8%
% of FP17s Relating to Continuations	25	3,401	0.7%	1.1%	1.0%	1.0%
% of Patients satisfied with the dentistry they have received	3	3	N/A	92.3%	91.7%	91.5%
% of Patients satisfied with the time they had to wait for an appointment	3	3	N/A	87.4%	88.3%	87.9%

* This is based on patients treated on this contract for their most recent course of treatment. Figures in italics indicate the base number of FP17s or Patient Questionnaire responses are less than 100. N/A is shown where the base number of responses is less than 10 during the period. % is calculated as Quantity/Base number*100

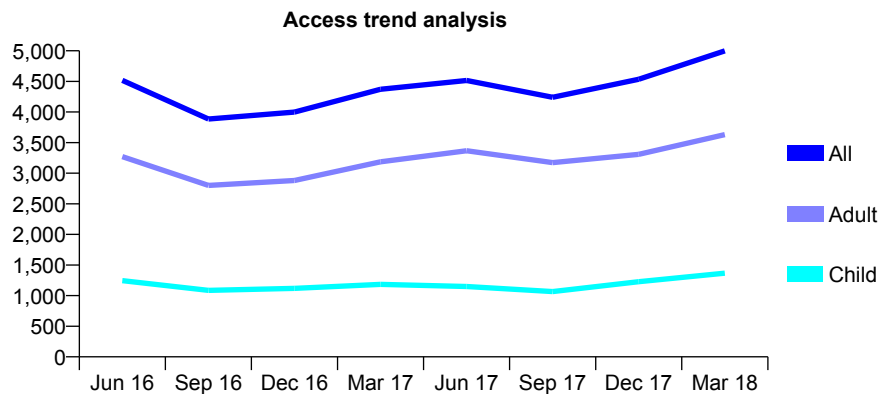
Q56 - Vital Signs At a Glance Contract Report for 162833/0004 - March 2018

Name or company name	Parish Vaid & Snehal Radia & Sanjay Shah
Contract type name	GDS Contract
Purpose of contract	General
Contract start date	15/11/2013
Contract end date	

17/18 Contracted general activity (UDA)	14,285
Carry forward general activity (UDA)	1,886
17/18 Contracted orthodontic activity (UOA)	0
Carry forward orthodontic activity (UOA)	0
Baseline contract value	£372,529.88

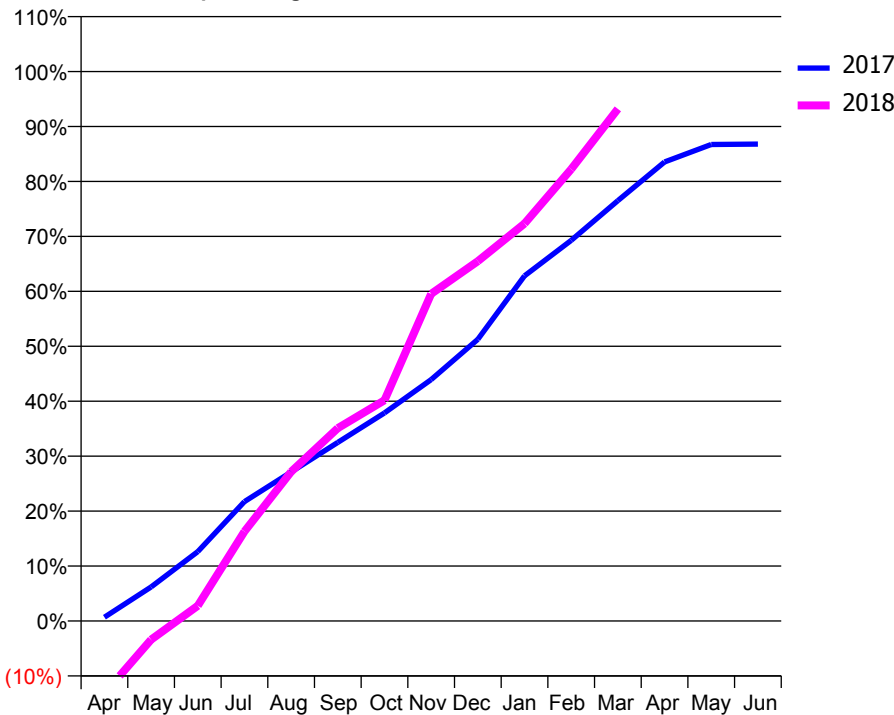
ACCESS*

Patients seen in 24 months	Total	Change since previous quarter
Quarter ending March 2017	4,371	
Quarter ending June 2017	4,516	↑
Quarter ending September 2017	4,240	↓
Quarter ending December 2017	4,535	↑
Quarter ending March 2018	4,998	↑
Variance since March 2017	14.3%	↑



ACTIVITY

Cumulative percentage of contracted UDA delivered 2017 & 2018



Month	Adjusted Scheduled Activity (UDA)	
	2017	2018
April	99	-1,886
May	887	-487
June	1,803	396
July	3,103	2,329
August	3,875	3,879
September	4,644	5,013
October	5,408	5,739
November	6,276	8,504
December	7,324	9,354
January	8,974	10,331
February	9,895	11,748
March	10,929	13,313
April	11,934	
May	12,386	
June	12,399	

QUALITY

	Quantity	Base Number	Contract	AT	Region	England
% of FP17s for the same patient ID Re-attending within 3 months - Children	76	2,021	3.8%	11.0%	11.6%	11.9%
% of FP17s for the same patient ID Re-attending within 3 months - Adults	575	5,465	10.5%	14.6%	15.4%	16.0%
% of FP17s for the same patient ID Re-attending between 3 & 9 months - Children	672	2,021	33.3%	59.6%	59.4%	58.3%
% of FP17s for the same patient ID Re-attending between 3 & 9 months - Adults	1,418	5,465	25.9%	48.5%	51.3%	50.3%
% of FP17s for Band 1 Urgent Courses	859	6,974	12.3%	9.4%	8.0%	9.1%
% of FP17s Relating to Free Repair or Replacements	78	6,974	1.1%	0.8%	0.8%	0.8%
% of FP17s Relating to Continuations	52	6,974	0.7%	1.1%	1.0%	1.0%
% of Patients satisfied with the dentistry they have received	4	4	N/A	92.3%	91.7%	91.5%
% of Patients satisfied with the time they had to wait for an appointment	4	4	N/A	87.4%	88.3%	87.9%

* This is based on patients treated on this contract for their most recent course of treatment. Figures in italics indicate the base number of FP17s or Patient Questionnaire responses are less than 100. N/A is shown where the base number of responses is less than 10 during the period. % is calculated as Quantity/Base number*100

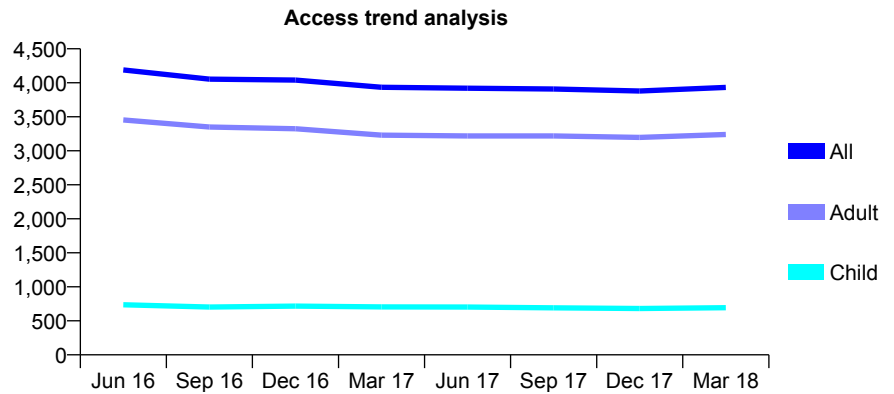
Q56 - Vital Signs At a Glance Contract Report for 162833/0005 - March 2018

Name or company name	Parish Vaid & Snehal Radia & Sanjay Shah
Contract type name	Pilot Contract
Purpose of contract	General
Contract start date	15/11/2013
Contract end date	

17/18 Contracted general activity (UDA)	7,509
Carry forward general activity (UDA)	0
17/18 Contracted orthodontic activity (UOA)	0
Carry forward orthodontic activity (UOA)	0
Baseline contract value	£301,522.28

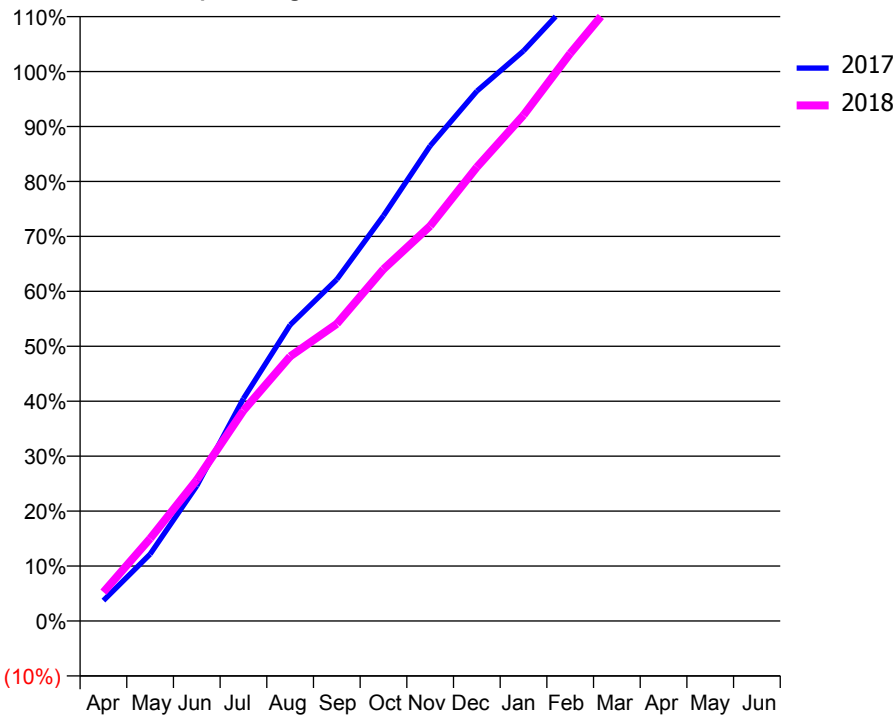
ACCESS*

Patients seen in 24 months	Total	Change since previous quarter
Quarter ending March 2017	3,935	
Quarter ending June 2017	3,921	→
Quarter ending September 2017	3,909	→
Quarter ending December 2017	3,879	→
Quarter ending March 2018	3,933	→
Variance since March 2017	(0.1%)	→



ACTIVITY

Cumulative percentage of contracted UDA delivered 2017 & 2018



Month	Adjusted Scheduled Activity (UDA)	
	2017	2018
April	279	395
May	914	1,127
June	1,847	1,929
July	3,040	2,877
August	4,047	3,617
September	4,667	4,061
October	5,538	4,808
November	6,494	5,399
December	7,240	6,202
January	7,791	6,913
February	8,472	7,757
March	9,271	8,521
April	9,654	
May	9,659	
June	9,663	

QUALITY

	Quantity	Base Number	Contract	AT	Region	England
% of FP17s for the same patient ID Re-attending within 3 months - Children	48	1,060	4.5%	11.0%	11.6%	11.9%
% of FP17s for the same patient ID Re-attending within 3 months - Adults	827	4,862	17.0%	14.6%	15.4%	16.0%
% of FP17s for the same patient ID Re-attending between 3 & 9 months - Children	701	1,060	66.1%	59.6%	59.4%	58.3%
% of FP17s for the same patient ID Re-attending between 3 & 9 months - Adults	2,554	4,862	52.5%	48.5%	51.3%	50.3%
% of FP17s for Band 1 Urgent Courses	586	5,619	10.4%	9.4%	8.0%	9.1%
% of FP17s Relating to Free Repair or Replacements	29	5,619	0.5%	0.8%	0.8%	0.8%
% of FP17s Relating to Continuations	167	5,619	3.0%	1.1%	1.0%	1.0%
% of Patients satisfied with the dentistry they have received	2	4	N/A	92.3%	91.7%	91.5%
% of Patients satisfied with the time they had to wait for an appointment	3	4	N/A	87.4%	88.3%	87.9%

* This is based on patients treated on this contract for their most recent course of treatment. Figures in italics indicate the base number of FP17s or Patient Questionnaire responses are less than 100. N/A is shown where the base number of responses is less than 10 during the period. % is calculated as Quantity/Base number*100

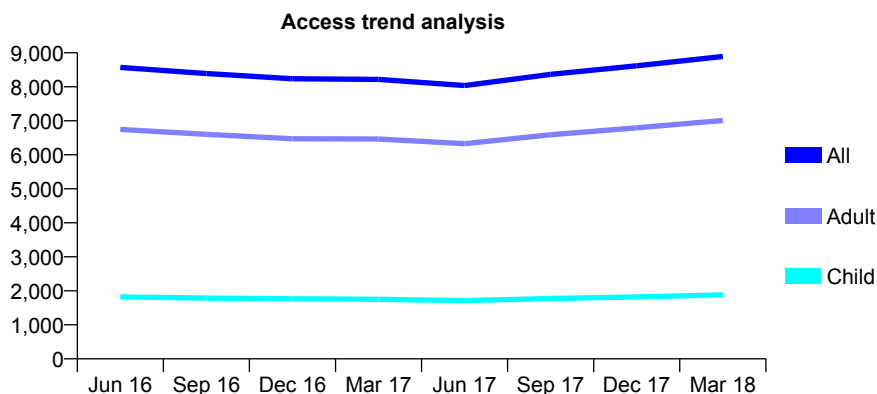
Q56 - Vital Signs At a Glance Contract Report for 162981/0001 - March 2018

Name or company name	Esmerelle Limited
Contract type name	GDS Contract
Purpose of contract	General and Orthodontic
Contract start date	01/08/2011
Contract end date	

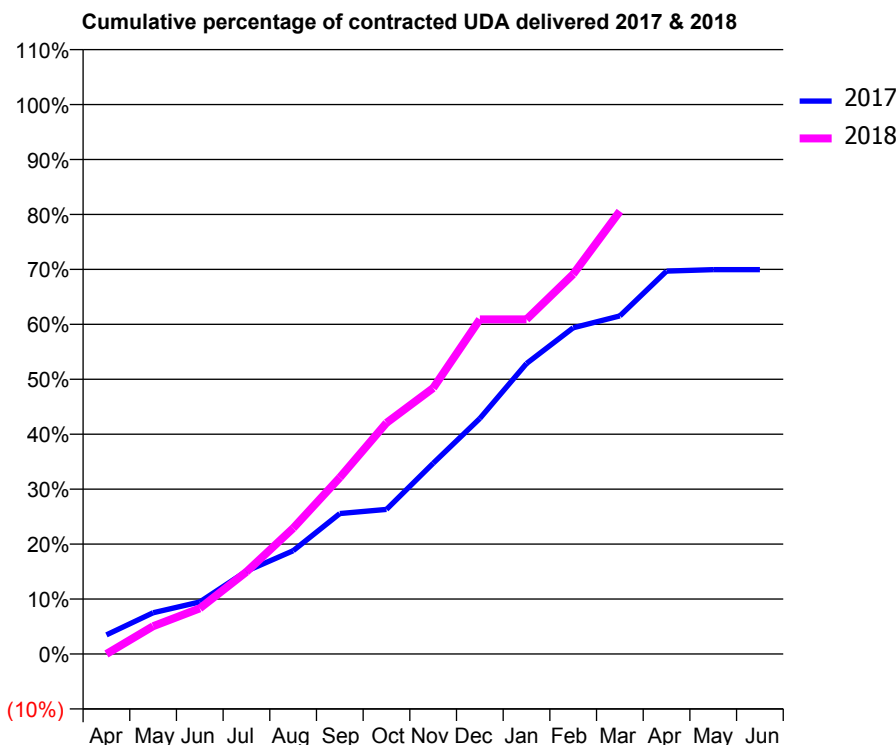
17/18 Contracted general activity (UDA)	28,860
Carry forward general activity (UDA)	0
17/18 Contracted orthodontic activity (UOA)	64
Carry forward orthodontic activity (UOA)	0
Baseline contract value	£749,541.43

ACCESS*

Patients seen in 24 months	Total	Change since previous quarter
Quarter ending March 2017	8,217	
Quarter ending June 2017	8,037	↓
Quarter ending September 2017	8,365	↑
Quarter ending December 2017	8,617	↑
Quarter ending March 2018	8,891	↑
Variance since March 2017	8.2%	↑



ACTIVITY



Month	Adjusted Scheduled Activity (UDA)	
	2017	2018
April	1,002	0
May	2,164	1,457
June	2,733	2,401
July	4,354	4,317
August	5,422	6,608
September	7,380	9,272
October	7,593	12,141
November	10,019	13,967
December	12,370	17,574
January	15,259	17,574
February	17,136	19,946
March	17,759	23,257
April	20,113	
May	20,188	
June	20,184	

QUALITY

	Quantity	Base Number	Contract	AT	Region	England
% of FP17s for the same patient ID Re-attending within 3 months - Children	139	2,954	4.7%	11.0%	11.6%	11.9%
% of FP17s for the same patient ID Re-attending within 3 months - Adults	1,120	10,172	11.0%	14.6%	15.4%	16.0%
% of FP17s for the same patient ID Re-attending between 3 & 9 months - Children	1,866	2,954	63.2%	59.6%	59.4%	58.3%
% of FP17s for the same patient ID Re-attending between 3 & 9 months - Adults	5,103	10,172	50.2%	48.5%	51.3%	50.3%
% of FP17s for Band 1 Urgent Courses	741	11,889	6.2%	9.4%	8.0%	9.1%
% of FP17s Relating to Free Repair or Replacements	68	11,889	0.6%	0.8%	0.8%	0.8%
% of FP17s Relating to Continuations	52	11,889	0.4%	1.1%	1.0%	1.0%
% of Patients satisfied with the dentistry they have received	5	5	N/A	92.3%	91.7%	91.5%
% of Patients satisfied with the time they had to wait for an appointment	4	5	N/A	87.4%	88.3%	87.9%

* This is based on patients treated on this contract for their most recent course of treatment. Figures in italics indicate the base number of FP17s or Patient Questionnaire responses are less than 100. N/A is shown where the base number of responses is less than 10 during the period. % is calculated as Quantity/Base number*100

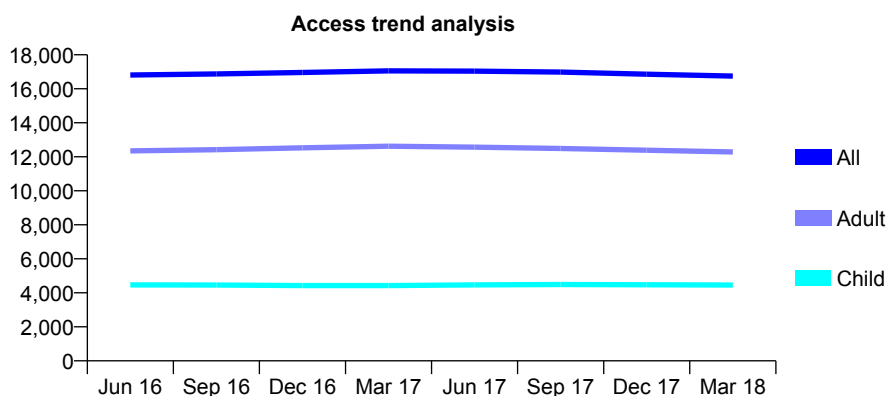
Q56 - Vital Signs At a Glance Contract Report for 163570/0001 - March 2018

Name or company name	Chequer Hall Dental Practice
Contract type name	GDS Contract
Purpose of contract	General
Contract start date	01/04/2011
Contract end date	

17/18 Contracted general activity (UDA)	48,026
Carry forward general activity (UDA)	0
17/18 Contracted orthodontic activity (UOA)	0
Carry forward orthodontic activity (UOA)	0
Baseline contract value	£1,448,280.85

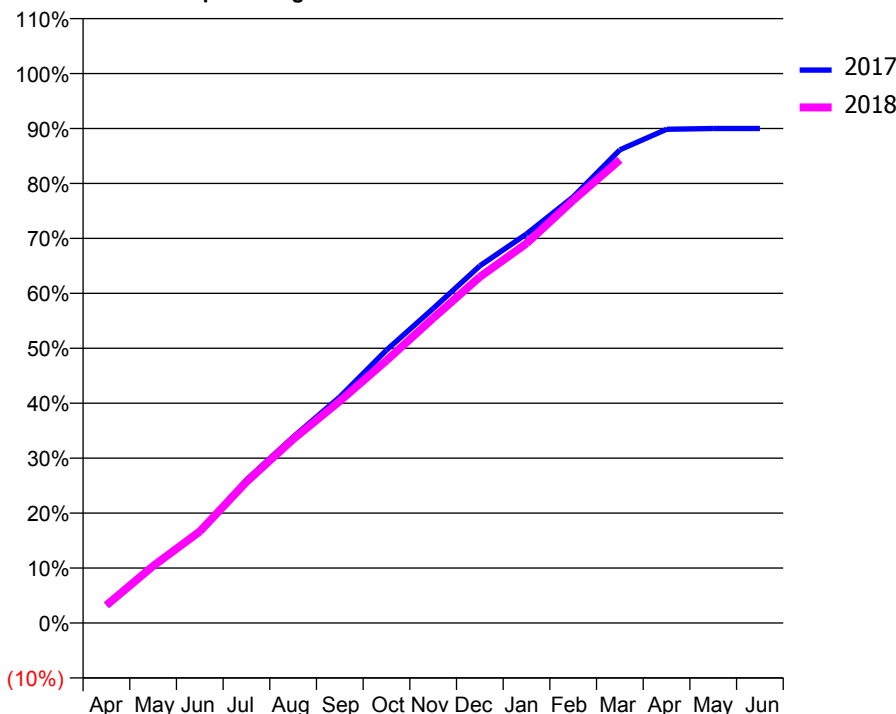
ACCESS*

Patients seen in 24 months	Total	Change since previous quarter
Quarter ending March 2017	17,054	
Quarter ending June 2017	17,040	→
Quarter ending September 2017	16,987	→
Quarter ending December 2017	16,862	→
Quarter ending March 2018	16,746	→
Variance since March 2017	(1.8%)	↓



ACTIVITY

Cumulative percentage of contracted UDA delivered 2017 & 2018



Month	Adjusted Scheduled Activity (UDA)	
	2017	2018
April	1,557	1,560
May	5,031	4,982
June	7,977	8,006
July	12,507	12,333
August	16,251	16,063
September	19,760	19,398
October	23,852	22,944
November	27,490	26,649
December	31,216	30,246
January	33,996	33,169
February	37,247	36,946
March	41,352	40,483
April	43,149	
May	43,224	
June	43,223	

QUALITY

	Quantity	Base Number	Contract	AT	Region	England
% of FP17s for the same patient ID Re-attending within 3 months - Children	356	6,608	5.4%	11.0%	11.6%	11.9%
% of FP17s for the same patient ID Re-attending within 3 months - Adults	1,569	15,510	10.1%	14.6%	15.4%	16.0%
% of FP17s for the same patient ID Re-attending between 3 & 9 months - Children	4,026	6,608	60.9%	59.6%	59.4%	58.3%
% of FP17s for the same patient ID Re-attending between 3 & 9 months - Adults	7,024	15,510	45.3%	48.5%	51.3%	50.3%
% of FP17s for Band 1 Urgent Courses	524	21,259	2.5%	9.4%	8.0%	9.1%
% of FP17s Relating to Free Repair or Replacements	162	21,259	0.8%	0.8%	0.8%	0.8%
% of FP17s Relating to Continuations	461	21,259	2.2%	1.1%	1.0%	1.0%
% of Patients satisfied with the dentistry they have received	12	13	92.3%	92.3%	91.7%	91.5%
% of Patients satisfied with the time they had to wait for an appointment	9	13	69.2%	87.4%	88.3%	87.9%

* This is based on patients treated on this contract for their most recent course of treatment. Figures in italics indicate the base number of FP17s or Patient Questionnaire responses are less than 100. N/A is shown where the base number of responses is less than 10 during the period. % is calculated as Quantity/Base number*100

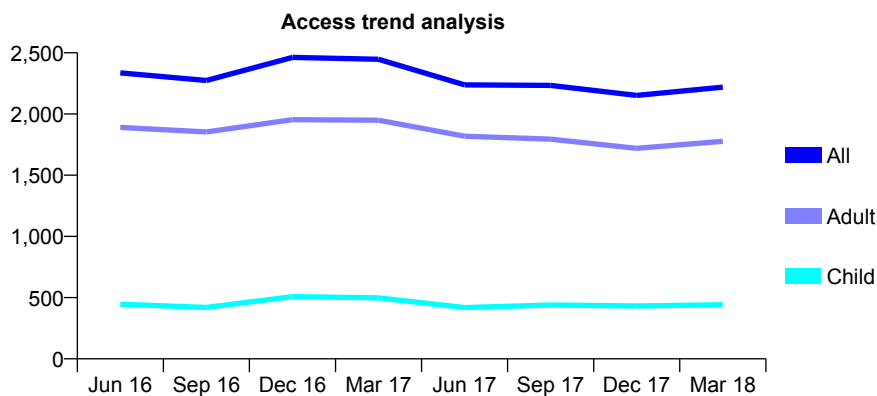
Q56 - Vital Signs At a Glance Contract Report for 167231/0001 - March 2018

Name or company name	Onefiveseven Partnership
Contract type name	GDS Contract
Purpose of contract	General
Contract start date	12/10/2009
Contract end date	

17/18 Contracted general activity (UDA)	6,208
Carry forward general activity (UDA)	0
17/18 Contracted orthodontic activity (UOA)	0
Carry forward orthodontic activity (UOA)	0
Baseline contract value	£215,824.96

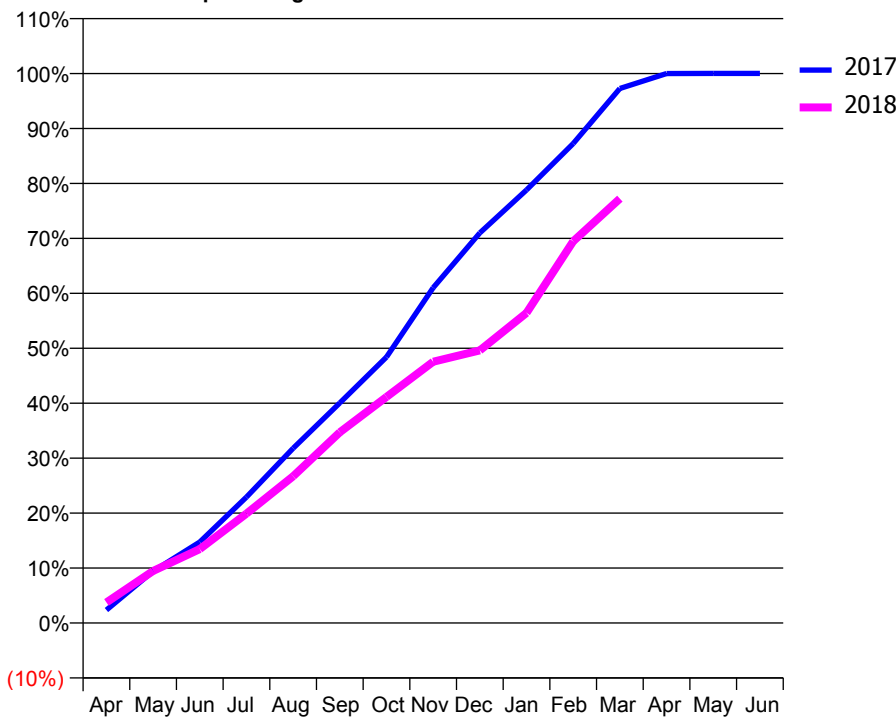
ACCESS*

Patients seen in 24 months	Total	Change since previous quarter
Quarter ending March 2017	2,447	
Quarter ending June 2017	2,238	↓
Quarter ending September 2017	2,234	→
Quarter ending December 2017	2,152	↓
Quarter ending March 2018	2,219	↑
Variance since March 2017	(9.3%)	↓



ACTIVITY

Cumulative percentage of contracted UDA delivered 2017 & 2018



Adjusted Scheduled Activity (UDA)

Month	2017	2018
April	147	232
May	585	589
June	916	835
July	1,423	1,236
August	1,974	1,658
September	2,486	2,156
October	3,005	2,555
November	3,788	2,952
December	4,407	3,080
January	4,893	3,503
February	5,416	4,313
March	6,038	4,794
April	6,207	
May	6,208	
June	6,208	

QUALITY

	Quantity	Base Number	Contract	AT	Region	England
% of FP17s for the same patient ID Re-attending within 3 months - Children	44	750	5.9%	11.0%	11.6%	11.9%
% of FP17s for the same patient ID Re-attending within 3 months - Adults	171	2,156	7.9%	14.6%	15.4%	16.0%
% of FP17s for the same patient ID Re-attending between 3 & 9 months - Children	395	750	52.7%	59.6%	59.4%	58.3%
% of FP17s for the same patient ID Re-attending between 3 & 9 months - Adults	917	2,156	42.5%	48.5%	51.3%	50.3%
% of FP17s for Band 1 Urgent Courses	56	2,825	2.0%	9.4%	8.0%	9.1%
% of FP17s Relating to Free Repair or Replacements	24	2,825	0.8%	0.8%	0.8%	0.8%
% of FP17s Relating to Continuations	51	2,825	1.8%	1.1%	1.0%	1.0%
% of Patients satisfied with the dentistry they have received	5	5	N/A	92.3%	91.7%	91.5%
% of Patients satisfied with the time they had to wait for an appointment	4	5	N/A	87.4%	88.3%	87.9%

* This is based on patients treated on this contract for their most recent course of treatment. Figures in italics indicate the base number of FP17s or Patient Questionnaire responses are less than 100. N/A is shown where the base number of responses is less than 10 during the period. % is calculated as Quantity/Base number*100

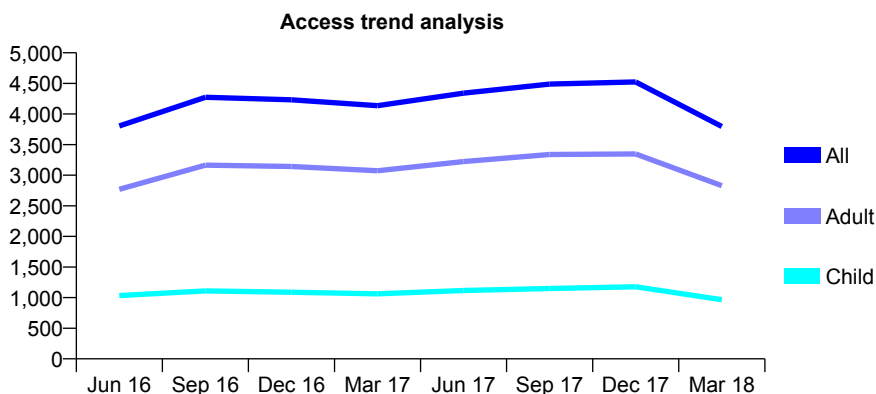
Q56 - Vital Signs At a Glance Contract Report for 167231/0002 - March 2018

Name or company name	Onefiveseven Partnership
Contract type name	GDS Contract
Purpose of contract	General
Contract start date	12/10/2009
Contract end date	

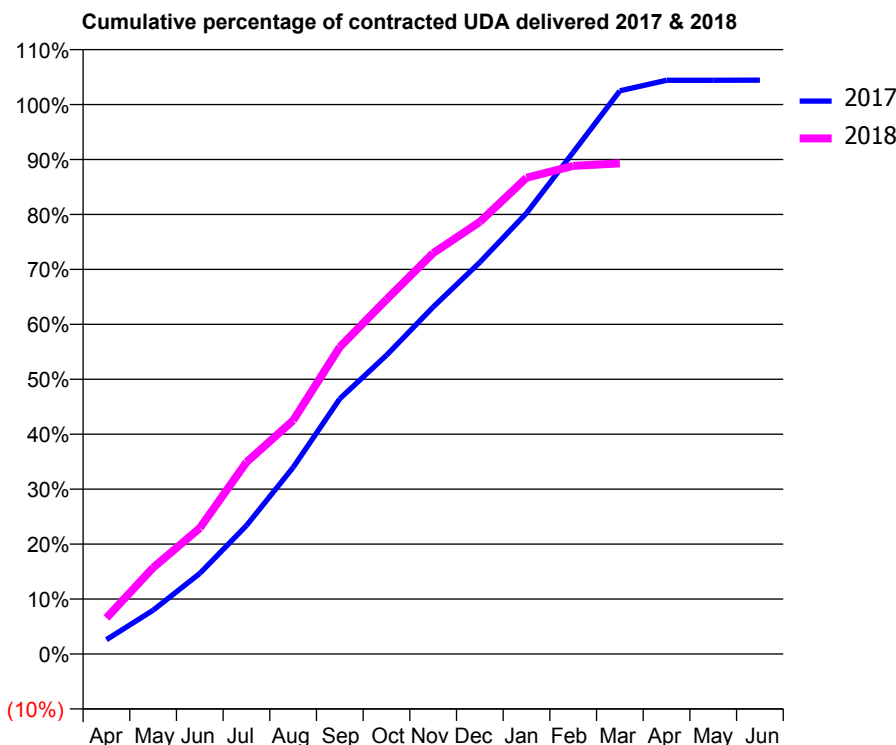
17/18 Contracted general activity (UDA)	11,708
Carry forward general activity (UDA)	-234
17/18 Contracted orthodontic activity (UOA)	0
Carry forward orthodontic activity (UOA)	0
Baseline contract value	£322,286.32

ACCESS*

Patients seen in 24 months	Total	Change since previous quarter
Quarter ending March 2017	4,136	
Quarter ending June 2017	4,341	↑
Quarter ending September 2017	4,489	↑
Quarter ending December 2017	4,525	→
Quarter ending March 2018	3,796	↓
Variance since March 2017	(8.2%)	↓



ACTIVITY



Month	Adjusted Scheduled Activity (UDA)	
	2017	2018
April	306	767
May	934	1,840
June	1,718	2,684
July	2,739	4,087
August	3,977	4,978
September	5,439	6,543
October	6,365	7,553
November	7,394	8,541
December	8,345	9,206
January	9,394	10,146
February	10,689	10,399
March	12,001	10,455
April	12,224	
May	12,225	
June	12,226	

QUALITY

	Quantity	Base Number	Contract	AT	Region	England
% of FP17s for the same patient ID Re-attending within 3 months - Children	99	1,527	6.5%	11.0%	11.6%	11.9%
% of FP17s for the same patient ID Re-attending within 3 months - Adults	466	4,047	11.5%	14.6%	15.4%	16.0%
% of FP17s for the same patient ID Re-attending between 3 & 9 months - Children	882	1,527	57.8%	59.6%	59.4%	58.3%
% of FP17s for the same patient ID Re-attending between 3 & 9 months - Adults	2,175	4,047	53.7%	48.5%	51.3%	50.3%
% of FP17s for Band 1 Urgent Courses	299	5,486	5.5%	9.4%	8.0%	9.1%
% of FP17s Relating to Free Repair or Replacements	6	5,486	0.1%	0.8%	0.8%	0.8%
% of FP17s Relating to Continuations	111	5,486	2.0%	1.1%	1.0%	1.0%
% of Patients satisfied with the dentistry they have received	1	1	N/A	92.3%	91.7%	91.5%
% of Patients satisfied with the time they had to wait for an appointment	0	1	N/A	87.4%	88.3%	87.9%

* This is based on patients treated on this contract for their most recent course of treatment. Figures in italics indicate the base number of FP17s or Patient Questionnaire responses are less than 100. N/A is shown where the base number of responses is less than 10 during the period. % is calculated as Quantity/Base number*100

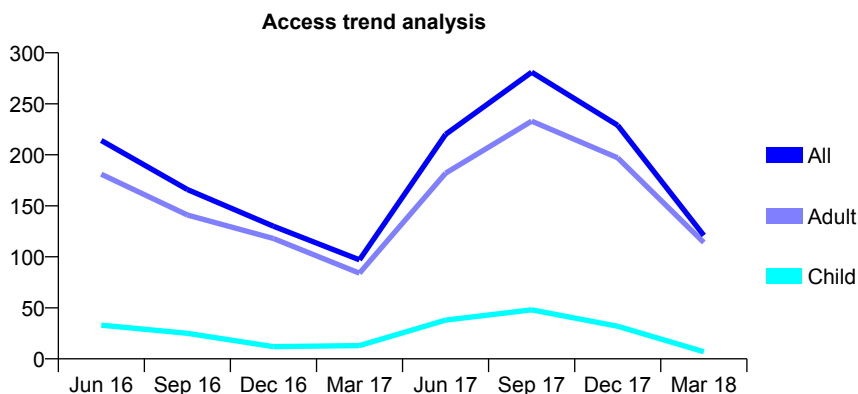
Q56 - Vital Signs At a Glance Contract Report for 167231/0003 - March 2018

Name or company name	Onefiveseven Partnership
Contract type name	GDS Contract
Purpose of contract	General
Contract start date	12/10/2009
Contract end date	

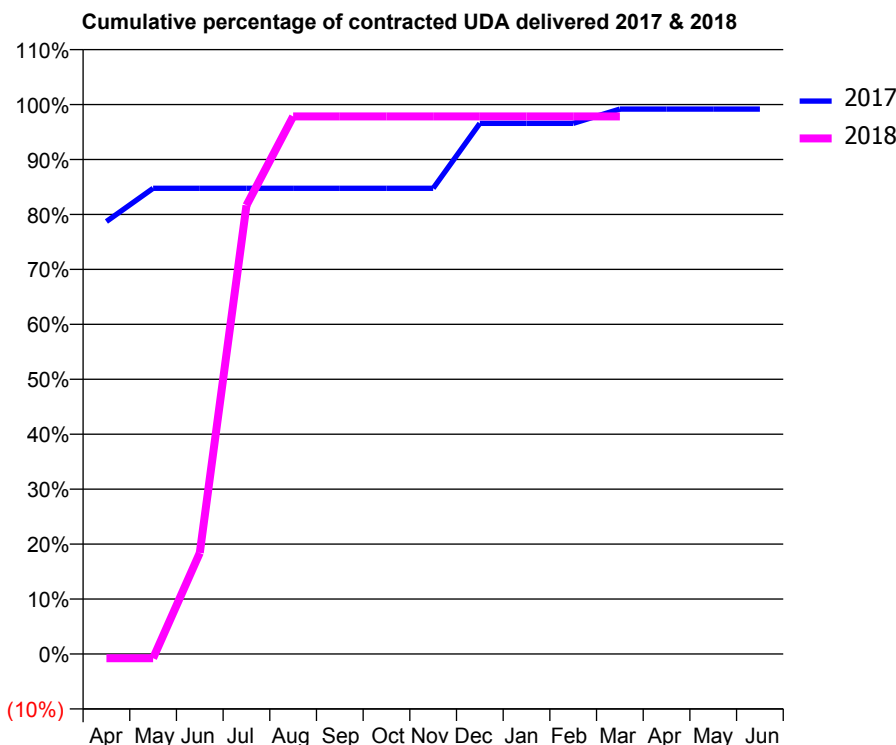
17/18 Contracted general activity (UDA)	500
Carry forward general activity (UDA)	4
17/18 Contracted orthodontic activity (UOA)	0
Carry forward orthodontic activity (UOA)	0
Baseline contract value	£12,592.83

ACCESS*

Patients seen in 24 months	Total	Change since previous quarter
Quarter ending March 2017	97	
Quarter ending June 2017	220	↑
Quarter ending September 2017	281	↑
Quarter ending December 2017	229	↓
Quarter ending March 2018	121	↓
Variance since March 2017	24.7%	↑



ACTIVITY



Month	Adjusted Scheduled Activity (UDA)	
	2017	2018
April	394	-4
May	424	-4
June	424	92
July	424	408
August	424	489
September	424	489
October	424	489
November	424	489
December	483	489
January	483	489
February	483	489
March	496	489
April	496	
May	496	
June	496	

QUALITY

	Quantity	Base Number	Contract	AT	Region	England
% of FP17s for the same patient ID Re-attending within 3 months - Children	2	55	3.6%	11.0%	11.6%	11.9%
% of FP17s for the same patient ID Re-attending within 3 months - Adults	2	224	0.9%	14.6%	15.4%	16.0%
% of FP17s for the same patient ID Re-attending between 3 & 9 months - Children	1	55	1.8%	59.6%	59.4%	58.3%
% of FP17s for the same patient ID Re-attending between 3 & 9 months - Adults	4	224	1.8%	48.5%	51.3%	50.3%
% of FP17s for Band 1 Urgent Courses	1	279	0.4%	9.4%	8.0%	9.1%
% of FP17s Relating to Free Repair or Replacements	1	279	0.4%	0.8%	0.8%	0.8%
% of FP17s Relating to Continuations	8	279	2.9%	1.1%	1.0%	1.0%
% of Patients satisfied with the dentistry they have received	0	0	N/A	92.3%	91.7%	91.5%
% of Patients satisfied with the time they had to wait for an appointment	0	0	N/A	87.4%	88.3%	87.9%

* This is based on patients treated on this contract for their most recent course of treatment. Figures in italics indicate the base number of FP17s or Patient Questionnaire responses are less than 100. N/A is shown where the base number of responses is less than 10 during the period. % is calculated as Quantity/Base number*100

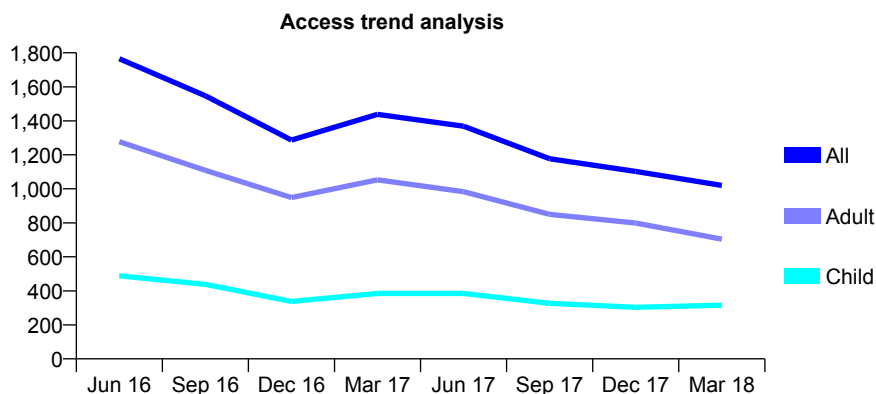
Q56 - Vital Signs At a Glance Contract Report for 167231/0004 - March 2018

Name or company name	Onefiveseven Partnership
Contract type name	GDS Contract
Purpose of contract	General
Contract start date	12/10/2009
Contract end date	

17/18 Contracted general activity (UDA)	4,000
Carry forward general activity (UDA)	128
17/18 Contracted orthodontic activity (UOA)	0
Carry forward orthodontic activity (UOA)	0
Baseline contract value	£100,742.67

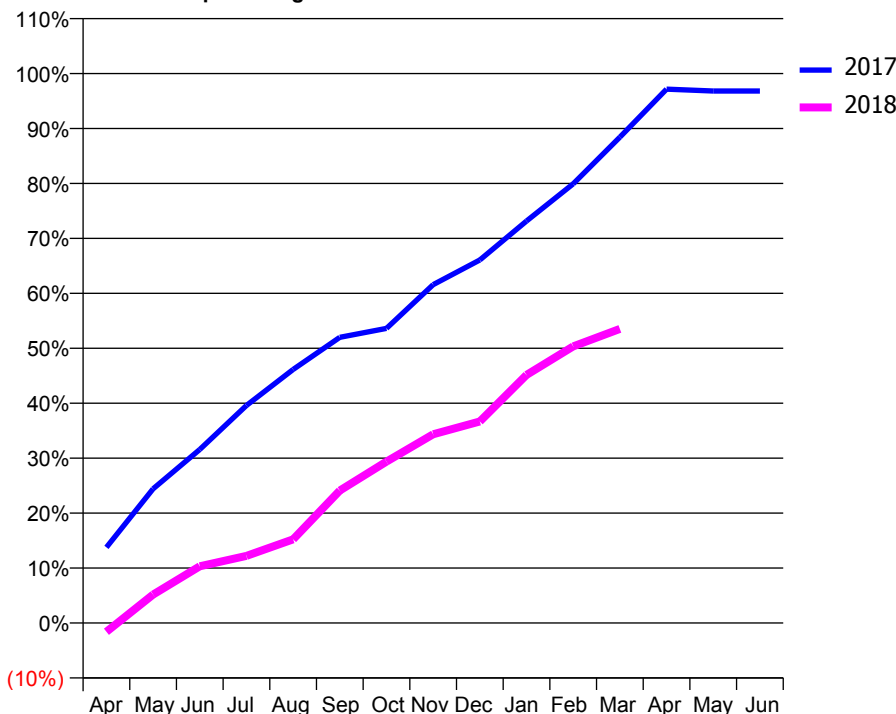
ACCESS*

Patients seen in 24 months	Total	Change since previous quarter
Quarter ending March 2017	1,438	
Quarter ending June 2017	1,368	↓
Quarter ending September 2017	1,177	↓
Quarter ending December 2017	1,102	↓
Quarter ending March 2018	1,020	↓
Variance since March 2017	(29.1%)	↓



ACTIVITY

Cumulative percentage of contracted UDA delivered 2017 & 2018



Month	Adjusted Scheduled Activity (UDA)	
	2017	2018
April	551	-65
May	977	207
June	1,263	413
July	1,583	489
August	1,846	609
September	2,080	964
October	2,145	1,175
November	2,463	1,374
December	2,642	1,467
January	2,926	1,806
February	3,197	2,013
March	3,536	2,141
April	3,886	
May	3,872	
June	3,872	

QUALITY

	Quantity	Base Number	Contract	AT	Region	England
% of FP17s for the same patient ID Re-attending within 3 months - Children	33	551	6.0%	11.0%	11.6%	11.9%
% of FP17s for the same patient ID Re-attending within 3 months - Adults	110	1,009	10.9%	14.6%	15.4%	16.0%
% of FP17s for the same patient ID Re-attending between 3 & 9 months - Children	212	551	38.5%	59.6%	59.4%	58.3%
% of FP17s for the same patient ID Re-attending between 3 & 9 months - Adults	309	1,009	30.6%	48.5%	51.3%	50.3%
% of FP17s for Band 1 Urgent Courses	126	1,346	9.4%	9.4%	8.0%	9.1%
% of FP17s Relating to Free Repair or Replacements	4	1,346	0.3%	0.8%	0.8%	0.8%
% of FP17s Relating to Continuations	23	1,346	1.7%	1.1%	1.0%	1.0%
% of Patients satisfied with the dentistry they have received	0	0	N/A	92.3%	91.7%	91.5%
% of Patients satisfied with the time they had to wait for an appointment	0	0	N/A	87.4%	88.3%	87.9%

* This is based on patients treated on this contract for their most recent course of treatment. Figures in italics indicate the base number of FP17s or Patient Questionnaire responses are less than 100. N/A is shown where the base number of responses is less than 10 during the period. % is calculated as Quantity/Base number*100

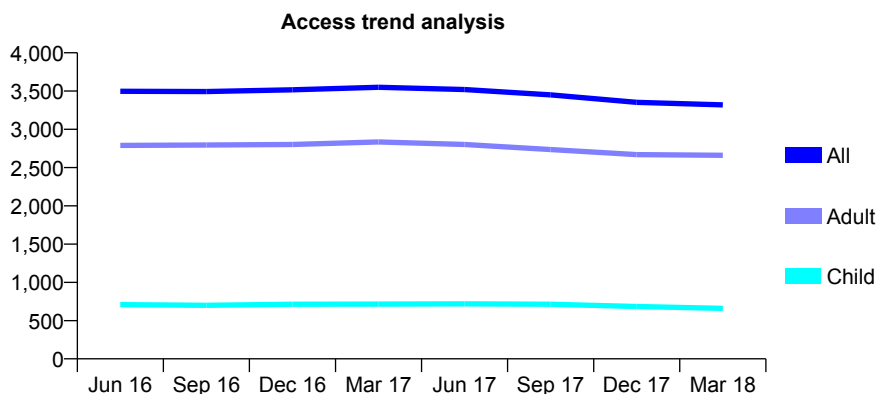
Q56 - Vital Signs At a Glance Contract Report for 168300/0001 - March 2018

Name or company name	Witard Dental Practice
Contract type name	GDS Contract
Purpose of contract	General
Contract start date	05/05/2011
Contract end date	

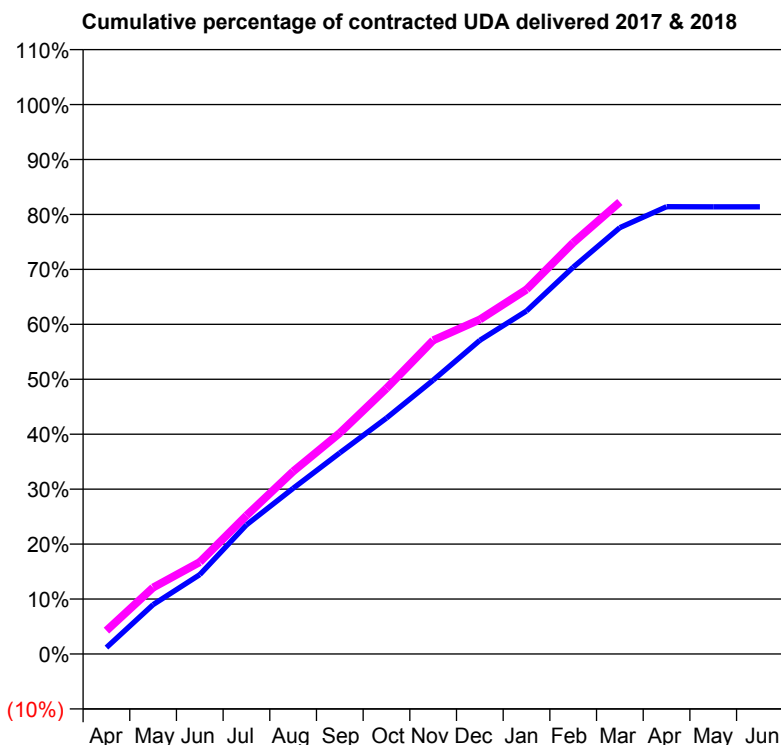
17/18 Contracted general activity (UDA)	13,132
Carry forward general activity (UDA)	0
17/18 Contracted orthodontic activity (UOA)	0
Carry forward orthodontic activity (UOA)	0
Baseline contract value	£313,714.64

ACCESS*

Patients seen in 24 months	Total	Change since previous quarter
Quarter ending March 2017	3,549	
Quarter ending June 2017	3,520	→
Quarter ending September 2017	3,450	↓
Quarter ending December 2017	3,353	↓
Quarter ending March 2018	3,320	→
Variance since March 2017	(6.5%)	↓



ACTIVITY



Month	Adjusted Scheduled Activity (UDA)	
	2017	2018
April	156	561
May	1,181	1,587
June	1,898	2,199
July	3,085	3,310
August	3,959	4,366
September	4,806	5,283
October	5,639	6,348
November	6,543	7,495
December	7,495	7,993
January	8,197	8,712
February	9,243	9,830
March	10,191	10,803
April	10,690	
May	10,686	
June	10,686	

QUALITY

	Quantity	Base Number	Contract	AT	Region	England
% of FP17s for the same patient ID Re-attending within 3 months - Children	105	955	11.0%	11.0%	11.6%	11.9%
% of FP17s for the same patient ID Re-attending within 3 months - Adults	596	3,969	15.0%	14.6%	15.4%	16.0%
% of FP17s for the same patient ID Re-attending between 3 & 9 months - Children	571	955	59.8%	59.6%	59.4%	58.3%
% of FP17s for the same patient ID Re-attending between 3 & 9 months - Adults	2,332	3,969	58.8%	48.5%	51.3%	50.3%
% of FP17s for Band 1 Urgent Courses	265	4,737	5.6%	9.4%	8.0%	9.1%
% of FP17s Relating to Free Repair or Replacements	28	4,737	0.6%	0.8%	0.8%	0.8%
% of FP17s Relating to Continuations	92	4,737	1.9%	1.1%	1.0%	1.0%
% of Patients satisfied with the dentistry they have received	1	1	N/A	92.3%	91.7%	91.5%
% of Patients satisfied with the time they had to wait for an appointment	1	1	N/A	87.4%	88.3%	87.9%

* This is based on patients treated on this contract for their most recent course of treatment. Figures in italics indicate the base number of FP17s or Patient Questionnaire responses are less than 100. N/A is shown where the base number of responses is less than 10 during the period. % is calculated as Quantity/Base number*100

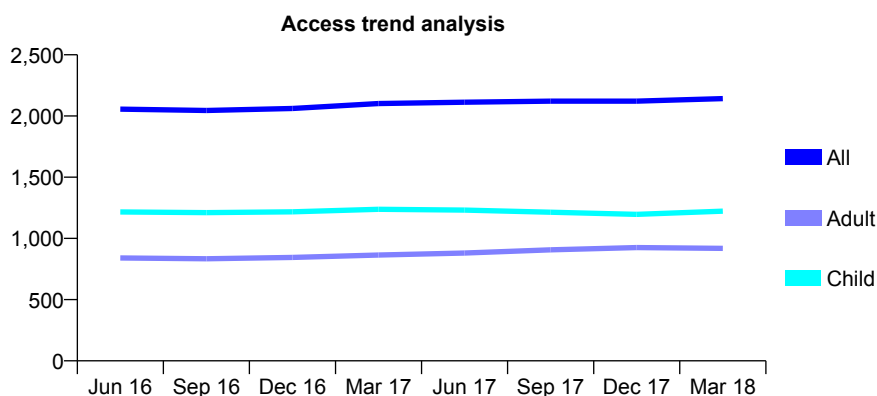
Q56 - Vital Signs At a Glance Contract Report for 168793/0001 - March 2018

Name or company name	Guildhall Dental Practice
Contract type name	GDS Contract
Purpose of contract	General and Orthodontic
Contract start date	01/04/2011
Contract end date	

17/18 Contracted general activity (UDA)	4,199
Carry forward general activity (UDA)	107
17/18 Contracted orthodontic activity (UOA)	0
Carry forward orthodontic activity (UOA)	0
Baseline contract value	£103,642.59

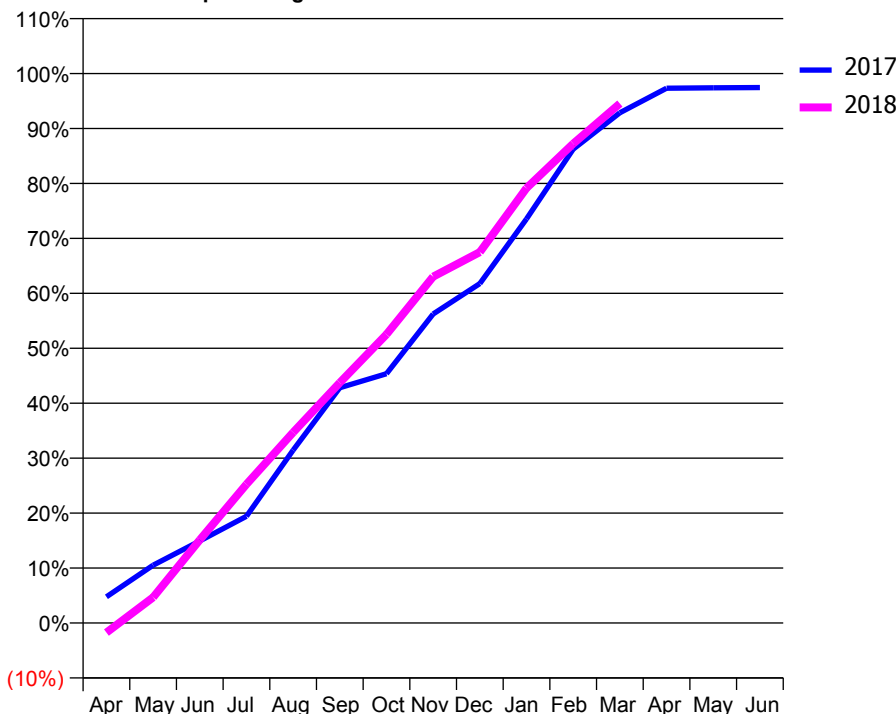
ACCESS*

Patients seen in 24 months	Total	Change since previous quarter
Quarter ending March 2017	2,102	
Quarter ending June 2017	2,113	→
Quarter ending September 2017	2,121	→
Quarter ending December 2017	2,122	→
Quarter ending March 2018	2,142	→
Variance since March 2017	1.9%	→



ACTIVITY

Cumulative percentage of contracted UDA delivered 2017 & 2018



Month	Adjusted Scheduled Activity (UDA)	
	2017	2018
April	200	-74
May	441	196
June	627	636
July	816	1,060
August	1,321	1,456
September	1,798	1,837
October	1,905	2,205
November	2,362	2,647
December	2,594	2,834
January	3,088	3,323
February	3,621	3,663
March	3,899	3,970
April	4,087	
May	4,090	
June	4,092	

QUALITY

	Quantity	Base Number	Contract	AT	Region	England
% of FP17s for the same patient ID Re-attending within 3 months - Children	126	2,073	6.1%	11.0%	11.6%	11.9%
% of FP17s for the same patient ID Re-attending within 3 months - Adults	95	1,191	8.0%	14.6%	15.4%	16.0%
% of FP17s for the same patient ID Re-attending between 3 & 9 months - Children	1,471	2,073	71.0%	59.6%	59.4%	58.3%
% of FP17s for the same patient ID Re-attending between 3 & 9 months - Adults	749	1,191	62.9%	48.5%	51.3%	50.3%
% of FP17s for Band 1 Urgent Courses	123	3,127	3.9%	9.4%	8.0%	9.1%
% of FP17s Relating to Free Repair or Replacements	2	3,127	0.1%	0.8%	0.8%	0.8%
% of FP17s Relating to Continuations	3	3,127	0.1%	1.1%	1.0%	1.0%
% of Patients satisfied with the dentistry they have received	1	1	N/A	92.3%	91.7%	91.5%
% of Patients satisfied with the time they had to wait for an appointment	1	1	N/A	87.4%	88.3%	87.9%

* This is based on patients treated on this contract for their most recent course of treatment. Figures in italics indicate the base number of FP17s or Patient Questionnaire responses are less than 100. N/A is shown where the base number of responses is less than 10 during the period. % is calculated as Quantity/Base number*100

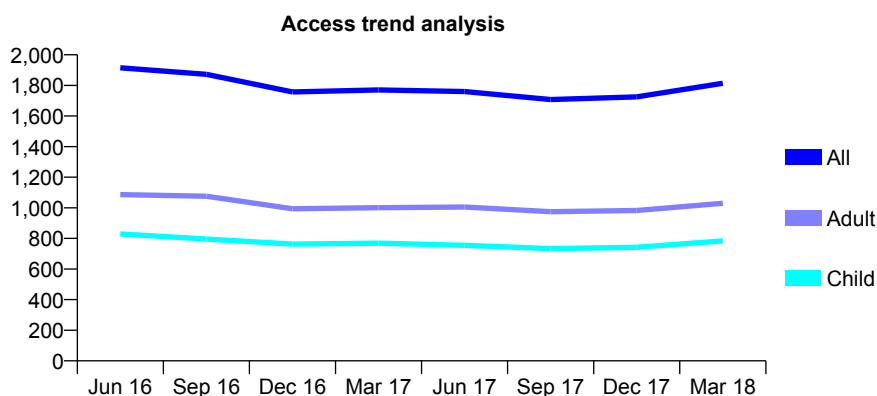
Q56 - Vital Signs At a Glance Contract Report for 171018/0001 - March 2018

Name or company name	The Hamptons Dental Care
Contract type name	GDS Contract
Purpose of contract	General
Contract start date	01/04/2009
Contract end date	

17/18 Contracted general activity (UDA)	3,694
Carry forward general activity (UDA)	-27
17/18 Contracted orthodontic activity (UOA)	0
Carry forward orthodontic activity (UOA)	0
Baseline contract value	£87,538.94

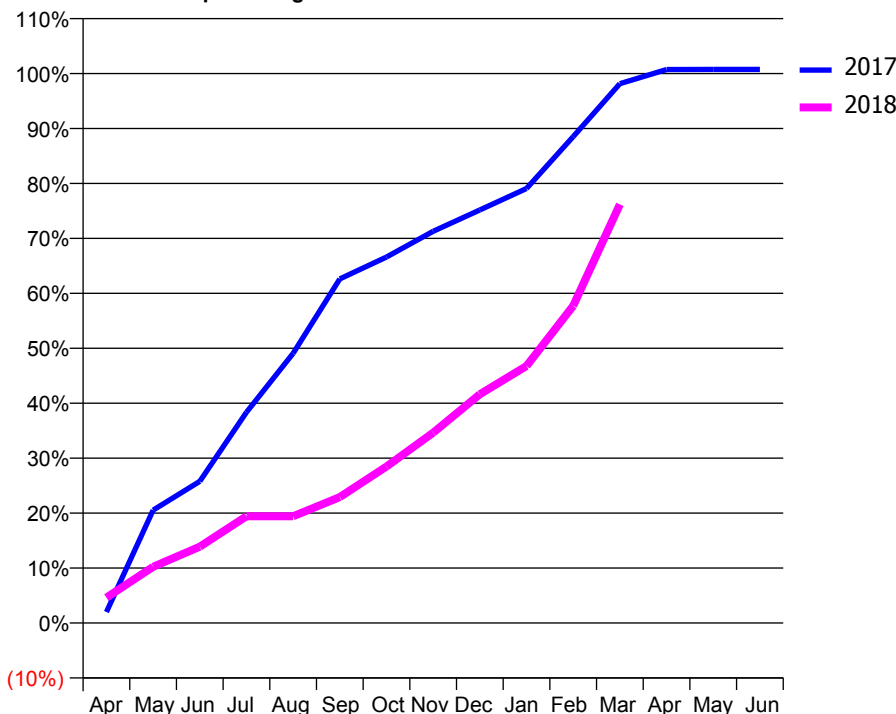
ACCESS*

Patients seen in 24 months	Total	Change since previous quarter
Quarter ending March 2017	1,770	
Quarter ending June 2017	1,760	→
Quarter ending September 2017	1,708	↓
Quarter ending December 2017	1,725	→
Quarter ending March 2018	1,814	↑
Variance since March 2017	2.5%	↑



ACTIVITY

Cumulative percentage of contracted UDA delivered 2017 & 2018



Month	Adjusted Scheduled Activity (UDA)	
	2017	2018
April	74	171
May	759	378
June	953	513
July	1,417	718
August	1,813	718
September	2,313	846
October	2,460	1,052
November	2,633	1,280
December	2,777	1,538
January	2,921	1,728
February	3,270	2,132
March	3,625	2,814
April	3,720	
May	3,721	
June	3,721	

QUALITY

	Quantity	Base Number	Contract	AT	Region	England
% of FP17s for the same patient ID Re-attending within 3 months - Children	40	658	6.1%	11.0%	11.6%	11.9%
% of FP17s for the same patient ID Re-attending within 3 months - Adults	143	834	17.1%	14.6%	15.4%	16.0%
% of FP17s for the same patient ID Re-attending between 3 & 9 months - Children	87	658	13.2%	59.6%	59.4%	58.3%
% of FP17s for the same patient ID Re-attending between 3 & 9 months - Adults	123	834	14.7%	48.5%	51.3%	50.3%
% of FP17s for Band 1 Urgent Courses	236	1,448	16.3%	9.4%	8.0%	9.1%
% of FP17s Relating to Free Repair or Replacements	1	1,448	0.1%	0.8%	0.8%	0.8%
% of FP17s Relating to Continuations	0	1,448	0.0%	1.1%	1.0%	1.0%
% of Patients satisfied with the dentistry they have received	1	1	N/A	92.3%	91.7%	91.5%
% of Patients satisfied with the time they had to wait for an appointment	1	1	N/A	87.4%	88.3%	87.9%

* This is based on patients treated on this contract for their most recent course of treatment. Figures in italics indicate the base number of FP17s or Patient Questionnaire responses are less than 100. N/A is shown where the base number of responses is less than 10 during the period. % is calculated as Quantity/Base number*100

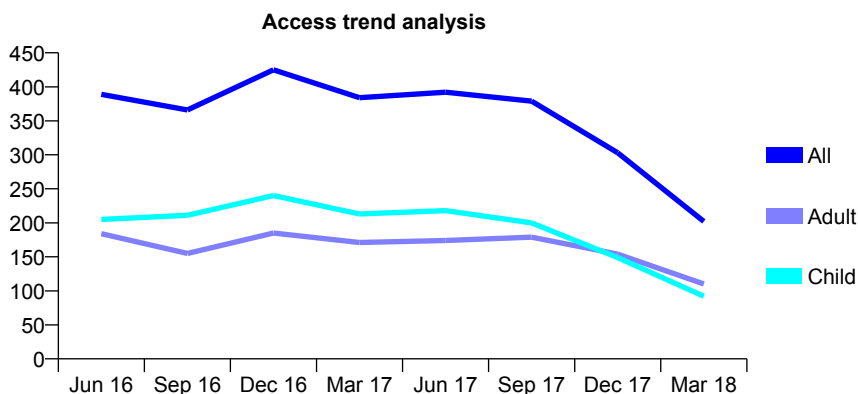
Q56 - Vital Signs At a Glance Contract Report for 171018/0002 - March 2018

Name or company name	The Hamptons Dental Care
Contract type name	GDS Contract
Purpose of contract	General
Contract start date	01/04/2009
Contract end date	

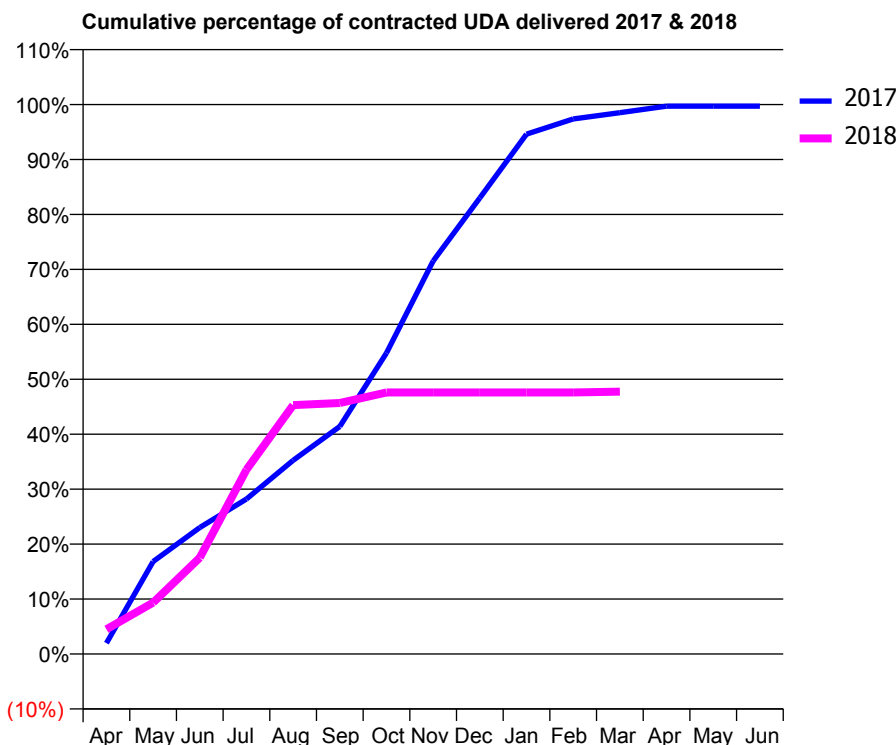
17/18 Contracted general activity (UDA)	806
Carry forward general activity (UDA)	2
17/18 Contracted orthodontic activity (UOA)	0
Carry forward orthodontic activity (UOA)	0
Baseline contract value	£20,299.66

ACCESS*

Patients seen in 24 months	Total	Change since previous quarter
Quarter ending March 2017	384	
Quarter ending June 2017	392	↑
Quarter ending September 2017	379	↓
Quarter ending December 2017	303	↓
Quarter ending March 2018	202	↓
Variance since March 2017	(47.4%)	↓



ACTIVITY



Month	Adjusted Scheduled Activity (UDA)	
	2017	2018
April	16	36
May	136	75
June	186	141
July	227	270
August	284	365
September	334	368
October	442	384
November	577	384
December	669	384
January	763	384
February	785	384
March	794	385
April	804	
May	804	
June	804	

QUALITY

	Quantity	Base Number	Contract	AT	Region	England
% of FP17s for the same patient ID Re-attending within 3 months - Children	7	140	5.0%	11.0%	11.6%	11.9%
% of FP17s for the same patient ID Re-attending within 3 months - Adults	17	123	13.8%	14.6%	15.4%	16.0%
% of FP17s for the same patient ID Re-attending between 3 & 9 months - Children	56	140	40.0%	59.6%	59.4%	58.3%
% of FP17s for the same patient ID Re-attending between 3 & 9 months - Adults	15	123	12.2%	48.5%	51.3%	50.3%
% of FP17s for Band 1 Urgent Courses	89	256	34.8%	9.4%	8.0%	9.1%
% of FP17s Relating to Free Repair or Replacements	0	256	0.0%	0.8%	0.8%	0.8%
% of FP17s Relating to Continuations	0	256	0.0%	1.1%	1.0%	1.0%
% of Patients satisfied with the dentistry they have received	0	0	N/A	92.3%	91.7%	91.5%
% of Patients satisfied with the time they had to wait for an appointment	0	0	N/A	87.4%	88.3%	87.9%

* This is based on patients treated on this contract for their most recent course of treatment. Figures in italics indicate the base number of FP17s or Patient Questionnaire responses are less than 100. N/A is shown where the base number of responses is less than 10 during the period. % is calculated as Quantity/Base number*100

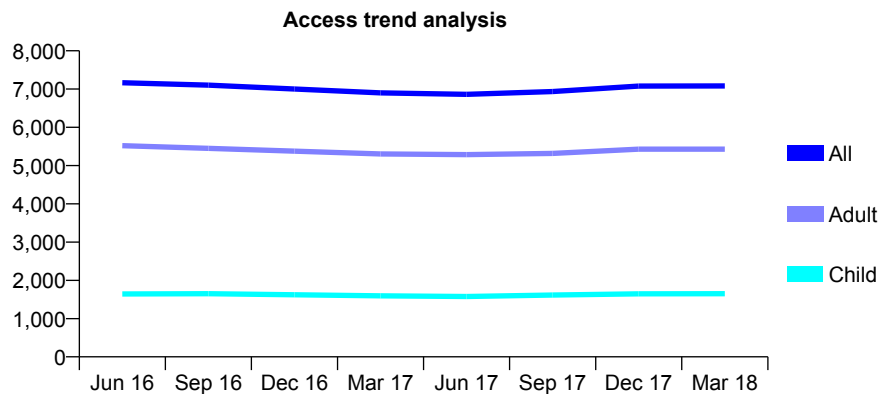
Q56 - Vital Signs At a Glance Contract Report for 171239/0001 - March 2018

Name or company name	The Loddon Dental Practice
Contract type name	GDS Contract
Purpose of contract	General and Orthodontic
Contract start date	13/10/2007
Contract end date	

17/18 Contracted general activity (UDA)	18,962
Carry forward general activity (UDA)	65
17/18 Contracted orthodontic activity (UOA)	579
Carry forward orthodontic activity (UOA)	-12
Baseline contract value	£526,368.01

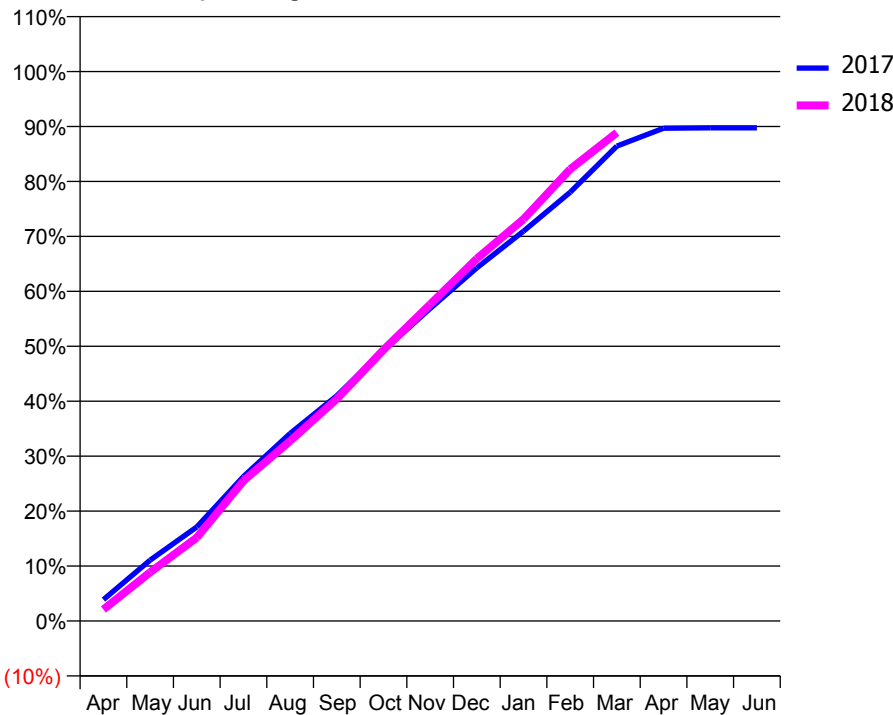
ACCESS*

Patients seen in 24 months	Total	Change since previous quarter
Quarter ending March 2017	6,900	
Quarter ending June 2017	6,863	→
Quarter ending September 2017	6,934	→
Quarter ending December 2017	7,078	↑
Quarter ending March 2018	7,081	→
Variance since March 2017	2.6%	↑



ACTIVITY

Cumulative percentage of contracted UDA delivered 2017 & 2018



Month	Adjusted Scheduled Activity (UDA)	
	2017	2018
April	770	400
May	2,193	1,680
June	3,384	2,879
July	5,202	4,839
August	6,751	6,213
September	8,107	7,664
October	9,738	9,357
November	11,246	10,925
December	12,712	12,504
January	14,033	13,868
February	15,430	15,590
March	17,093	16,852
April	17,734	
May	17,749	
June	17,752	

QUALITY

	Quantity	Base Number	Contract	AT	Region	England
% of FP17s for the same patient ID Re-attending within 3 months - Children	242	2,473	9.8%	11.0%	11.6%	11.9%
% of FP17s for the same patient ID Re-attending within 3 months - Adults	1,042	7,286	14.3%	14.6%	15.4%	16.0%
% of FP17s for the same patient ID Re-attending between 3 & 9 months - Children	1,193	2,473	48.2%	59.6%	59.4%	58.3%
% of FP17s for the same patient ID Re-attending between 3 & 9 months - Adults	2,766	7,286	38.0%	48.5%	51.3%	50.3%
% of FP17s for Band 1 Urgent Courses	794	9,321	8.5%	9.4%	8.0%	9.1%
% of FP17s Relating to Free Repair or Replacements	34	9,321	0.4%	0.8%	0.8%	0.8%
% of FP17s Relating to Continuations	181	9,321	1.9%	1.1%	1.0%	1.0%
% of Patients satisfied with the dentistry they have received	13	14	92.9%	92.3%	91.7%	91.5%
% of Patients satisfied with the time they had to wait for an appointment	12	14	85.7%	87.4%	88.3%	87.9%

* This is based on patients treated on this contract for their most recent course of treatment. Figures in italics indicate the base number of FP17s or Patient Questionnaire responses are less than 100. N/A is shown where the base number of responses is less than 10 during the period. % is calculated as Quantity/Base number*100

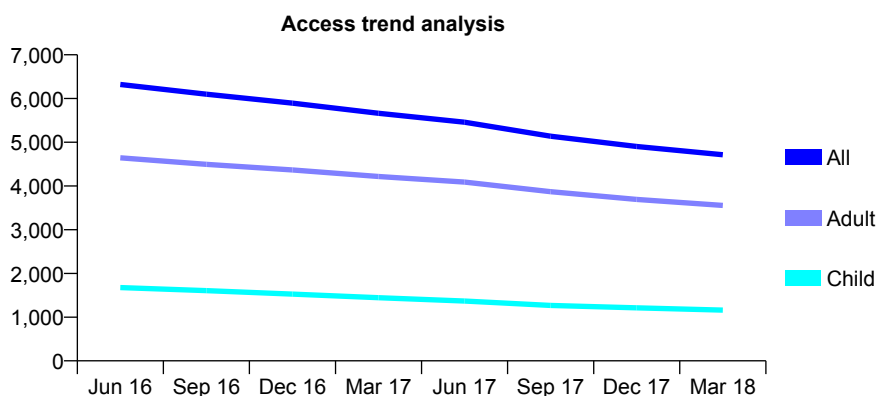
Q56 - Vital Signs At a Glance Contract Report for 171611/0001 - March 2018

Name or company name	Unnati Limited
Contract type name	GDS Contract
Purpose of contract	General
Contract start date	01/04/2010
Contract end date	

17/18 Contracted general activity (UDA)	22,500
Carry forward general activity (UDA)	0
17/18 Contracted orthodontic activity (UOA)	0
Carry forward orthodontic activity (UOA)	0
Baseline contract value	£786,419.66

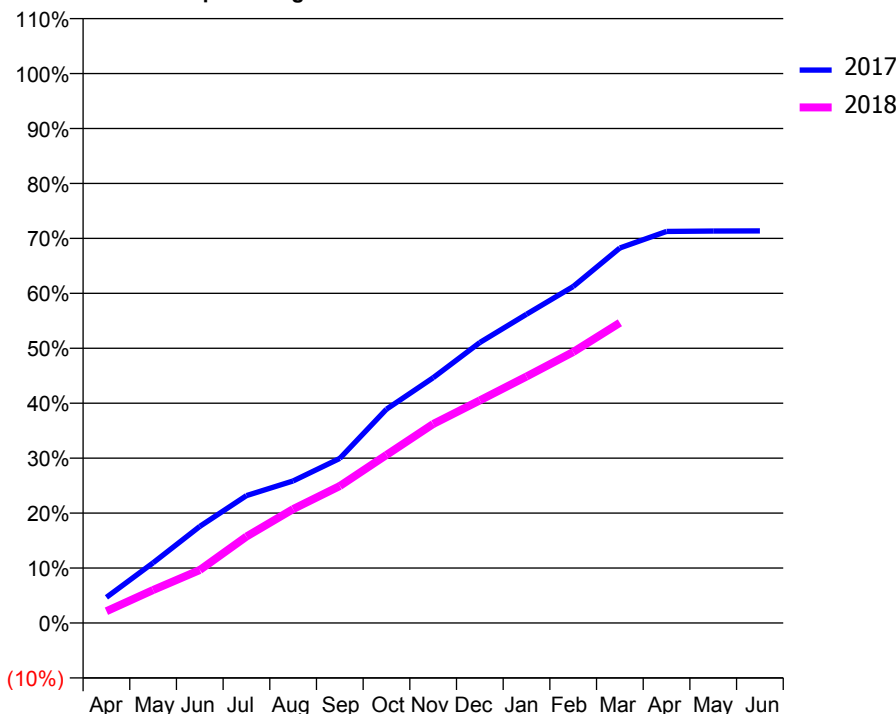
ACCESS*

Patients seen in 24 months	Total	Change since previous quarter
Quarter ending March 2017	5,662	
Quarter ending June 2017	5,457	↓
Quarter ending September 2017	5,138	↓
Quarter ending December 2017	4,904	↓
Quarter ending March 2018	4,714	↓
Variance since March 2017	(16.7%)	↓



ACTIVITY

Cumulative percentage of contracted UDA delivered 2017 & 2018



Adjusted Scheduled Activity (UDA)

Month	2017	2018
April	1,051	481
May	2,466	1,352
June	3,955	2,171
July	5,215	3,541
August	5,817	4,665
September	6,742	5,613
October	8,757	6,880
November	10,041	8,151
December	11,484	9,114
January	12,641	10,090
February	13,780	11,097
March	15,357	12,293
April	16,034	
May	16,048	
June	16,054	

QUALITY

	Quantity	Base Number	Contract	AT	Region	England
% of FP17s for the same patient ID Re-attending within 3 months - Children	105	1,679	6.3%	11.0%	11.6%	11.9%
% of FP17s for the same patient ID Re-attending within 3 months - Adults	552	5,203	10.6%	14.6%	15.4%	16.0%
% of FP17s for the same patient ID Re-attending between 3 & 9 months - Children	1,114	1,679	66.3%	59.6%	59.4%	58.3%
% of FP17s for the same patient ID Re-attending between 3 & 9 months - Adults	3,469	5,203	66.7%	48.5%	51.3%	50.3%
% of FP17s for Band 1 Urgent Courses	332	6,557	5.1%	9.4%	8.0%	9.1%
% of FP17s Relating to Free Repair or Replacements	7	6,557	0.1%	0.8%	0.8%	0.8%
% of FP17s Relating to Continuations	92	6,557	1.4%	1.1%	1.0%	1.0%
% of Patients satisfied with the dentistry they have received	7	7	N/A	92.3%	91.7%	91.5%
% of Patients satisfied with the time they had to wait for an appointment	6	7	N/A	87.4%	88.3%	87.9%

* This is based on patients treated on this contract for their most recent course of treatment. Figures in italics indicate the base number of FP17s or Patient Questionnaire responses are less than 100. N/A is shown where the base number of responses is less than 10 during the period. % is calculated as Quantity/Base number*100

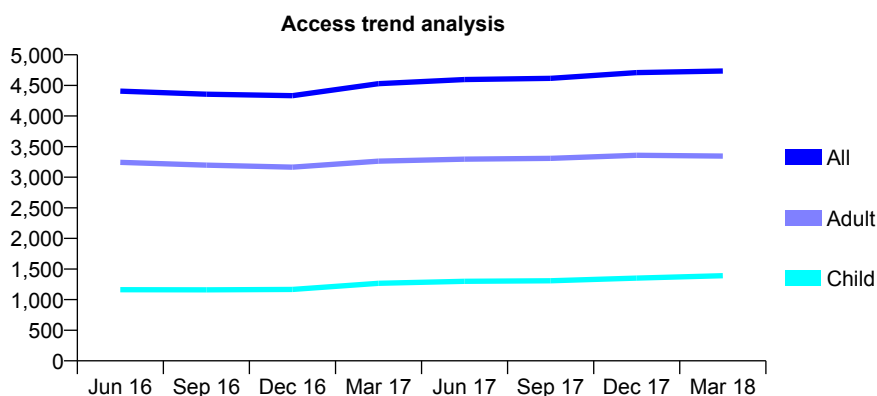
Q56 - Vital Signs At a Glance Contract Report for 173495/0001 - March 2018

Name or company name	West Earham Dental Health Practice Limited
Contract type name	Pilot Contract
Purpose of contract	General
Contract start date	01/01/2012
Contract end date	

17/18 Contracted general activity (UDA)	15,830
Carry forward general activity (UDA)	0
17/18 Contracted orthodontic activity (UOA)	0
Carry forward orthodontic activity (UOA)	0
Baseline contract value	£355,032.53

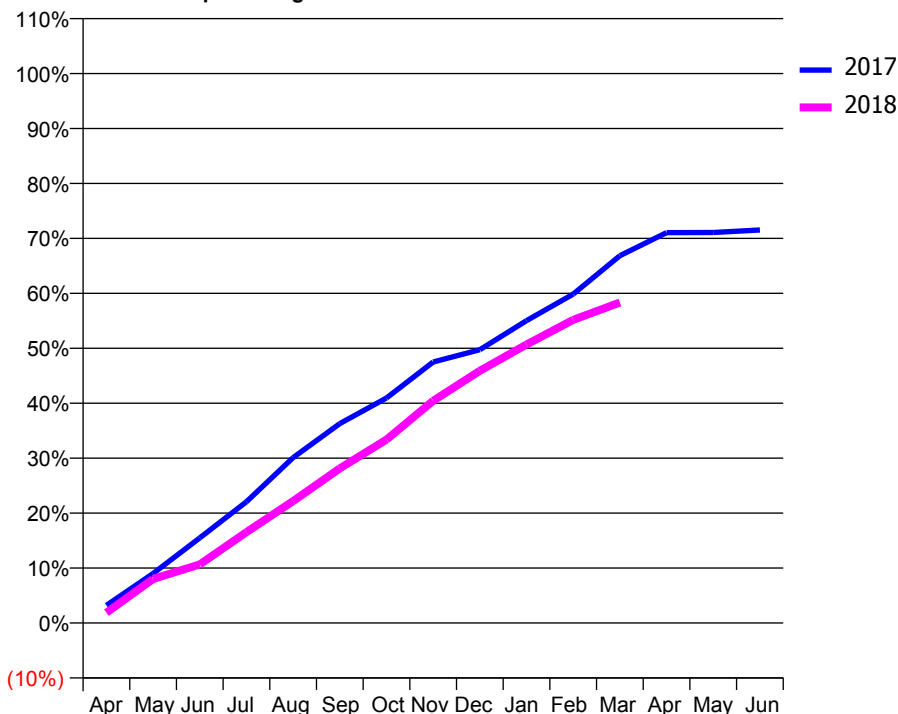
ACCESS*

Patients seen in 24 months	Total	Change since previous quarter
Quarter ending March 2017	4,528	
Quarter ending June 2017	4,595	→
Quarter ending September 2017	4,616	→
Quarter ending December 2017	4,710	↑
Quarter ending March 2018	4,736	→
Variance since March 2017	4.6%	↑



ACTIVITY

Cumulative percentage of contracted UDA delivered 2017 & 2018



Month	Adjusted Scheduled Activity (UDA)	
	2017	2018
April	508	297
May	1,429	1,268
June	2,451	1,688
July	3,492	2,616
August	4,764	3,515
September	5,744	4,455
October	6,483	5,283
November	7,519	6,401
December	7,872	7,266
January	8,709	8,023
February	9,475	8,734
March	10,582	9,233
April	11,247	
May	11,249	
June	11,321	

QUALITY

	Quantity	Base Number	Contract	AT	Region	England
% of FP17s for the same patient ID Re-attending within 3 months - Children	80	1,637	4.9%	11.0%	11.6%	11.9%
% of FP17s for the same patient ID Re-attending within 3 months - Adults	250	3,360	7.4%	14.6%	15.4%	16.0%
% of FP17s for the same patient ID Re-attending between 3 & 9 months - Children	850	1,637	51.9%	59.6%	59.4%	58.3%
% of FP17s for the same patient ID Re-attending between 3 & 9 months - Adults	1,132	3,360	33.7%	48.5%	51.3%	50.3%
% of FP17s for Band 1 Urgent Courses	164	4,667	3.5%	9.4%	8.0%	9.1%
% of FP17s Relating to Free Repair or Replacements	70	4,667	1.5%	0.8%	0.8%	0.8%
% of FP17s Relating to Continuations	79	4,667	1.7%	1.1%	1.0%	1.0%
% of Patients satisfied with the dentistry they have received	6	6	N/A	92.3%	91.7%	91.5%
% of Patients satisfied with the time they had to wait for an appointment	6	6	N/A	87.4%	88.3%	87.9%

* This is based on patients treated on this contract for their most recent course of treatment. Figures in italics indicate the base number of FP17s or Patient Questionnaire responses are less than 100. N/A is shown where the base number of responses is less than 10 during the period. % is calculated as Quantity/Base number*100

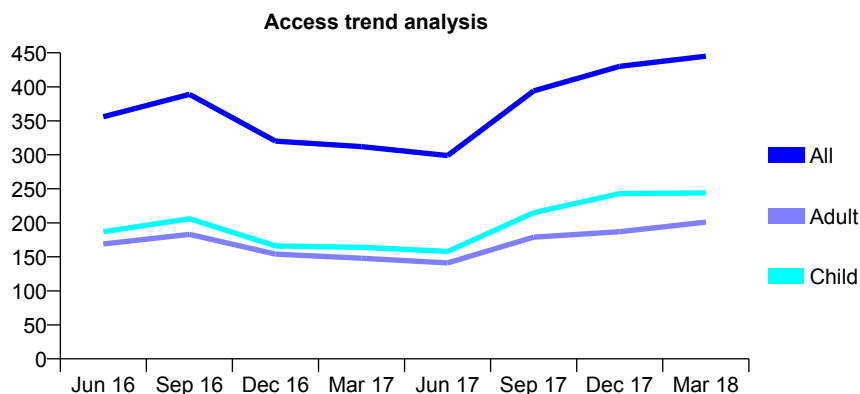
Q56 - Vital Signs At a Glance Contract Report for 173835/0001 - March 2018

Name or company name	Apex Dental Care Partnership Gorleston-or
Contract type name	GDS Contract
Purpose of contract	General
Contract start date	01/12/2013
Contract end date	

17/18 Contracted general activity (UDA)	800
Carry forward general activity (UDA)	-16
17/18 Contracted orthodontic activity (UOA)	0
Carry forward orthodontic activity (UOA)	0
Baseline contract value	£16,953.61

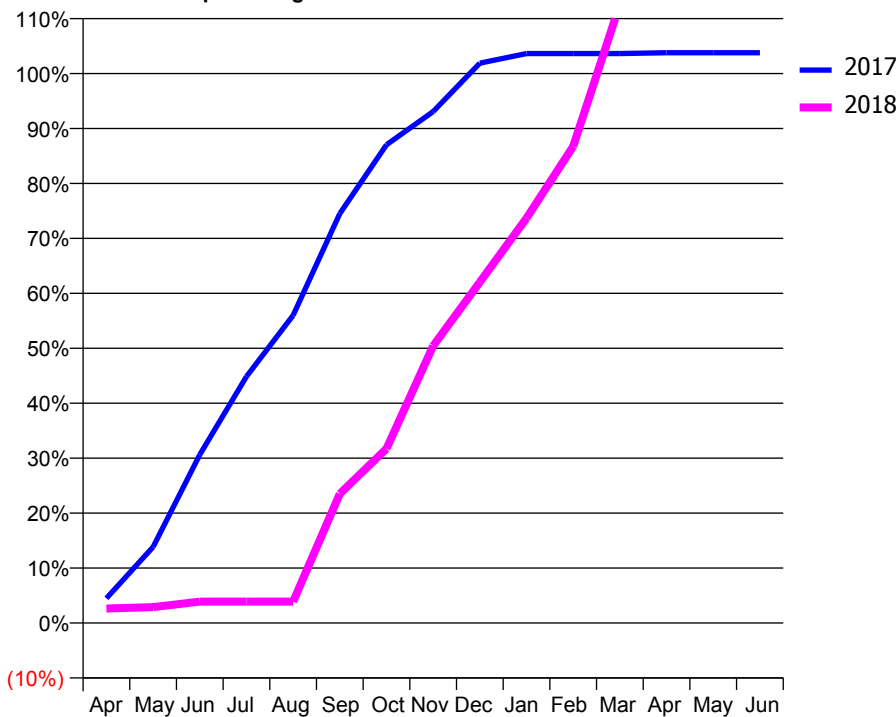
ACCESS*

Patients seen in 24 months	Total	Change since previous quarter
Quarter ending March 2017	312	
Quarter ending June 2017	299	↓
Quarter ending September 2017	394	↑
Quarter ending December 2017	430	↑
Quarter ending March 2018	445	↑
Variance since March 2017	42.6%	↑



ACTIVITY

Cumulative percentage of contracted UDA delivered 2017 & 2018



Month	Adjusted Scheduled Activity (UDA)	
	2017	2018
April	36	21
May	111	23
June	245	31
July	359	31
August	448	31
September	596	188
October	696	254
November	745	404
December	815	496
January	829	589
February	829	694
March	829	900
April	830	
May	830	
June	830	

QUALITY

	Quantity	Base Number	Contract	AT	Region	England
% of FP17s for the same patient ID Re-attending within 3 months - Children	20	420	4.8%	11.0%	11.6%	11.9%
% of FP17s for the same patient ID Re-attending within 3 months - Adults	30	267	11.2%	14.6%	15.4%	16.0%
% of FP17s for the same patient ID Re-attending between 3 & 9 months - Children	185	420	44.0%	59.6%	59.4%	58.3%
% of FP17s for the same patient ID Re-attending between 3 & 9 months - Adults	85	267	31.8%	48.5%	51.3%	50.3%
% of FP17s for Band 1 Urgent Courses	46	670	6.9%	9.4%	8.0%	9.1%
% of FP17s Relating to Free Repair or Replacements	0	670	0.0%	0.8%	0.8%	0.8%
% of FP17s Relating to Continuations	0	670	0.0%	1.1%	1.0%	1.0%
% of Patients satisfied with the dentistry they have received	1	1	N/A	92.3%	91.7%	91.5%
% of Patients satisfied with the time they had to wait for an appointment	1	1	N/A	87.4%	88.3%	87.9%

* This is based on patients treated on this contract for their most recent course of treatment. Figures in italics indicate the base number of FP17s or Patient Questionnaire responses are less than 100. N/A is shown where the base number of responses is less than 10 during the period. % is calculated as Quantity/Base number*100

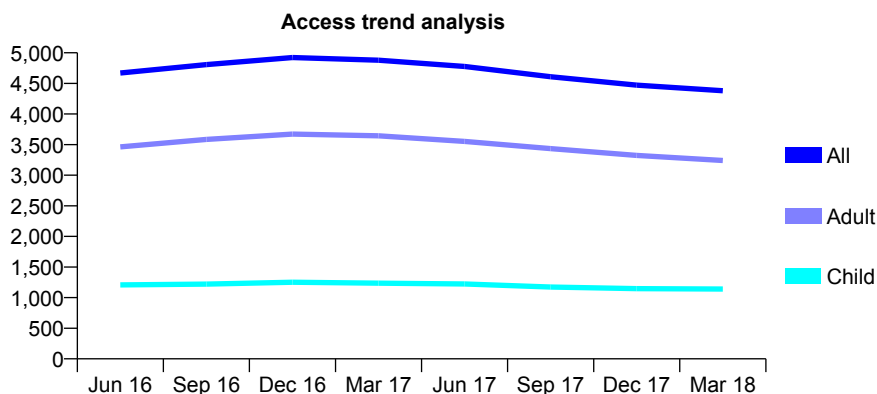
Q56 - Vital Signs At a Glance Contract Report for 174173/0002 - March 2018

Name or company name	Advance Dental Health Limited
Contract type name	GDS Contract
Purpose of contract	General
Contract start date	01/11/2011
Contract end date	

17/18 Contracted general activity (UDA)	13,500
Carry forward general activity (UDA)	498
17/18 Contracted orthodontic activity (UOA)	0
Carry forward orthodontic activity (UOA)	0
Baseline contract value	£332,139.65

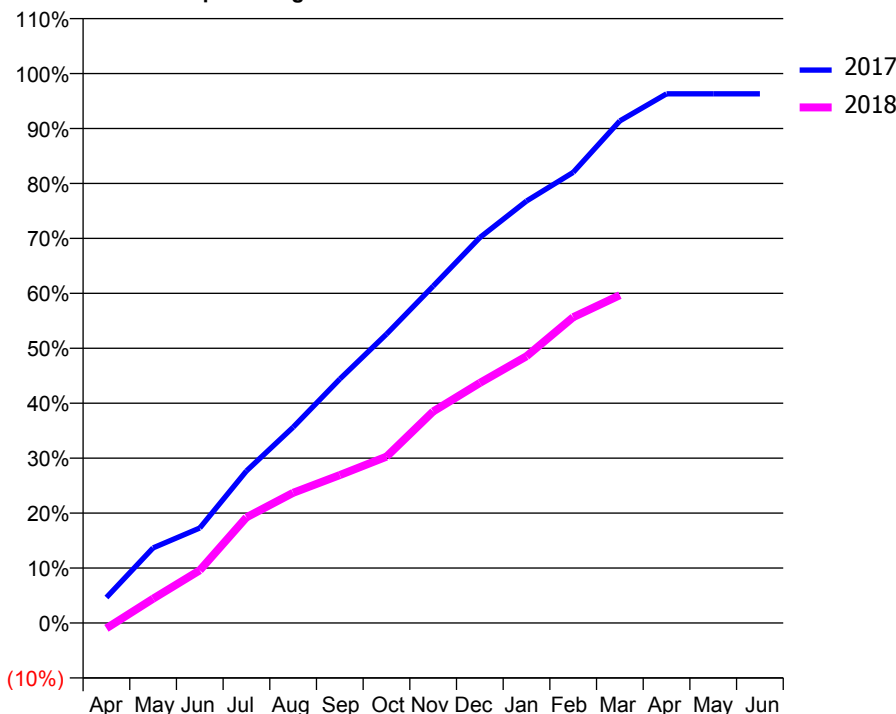
ACCESS*

Patients seen in 24 months	Total	Change since previous quarter
Quarter ending March 2017	4,879	
Quarter ending June 2017	4,776	↓
Quarter ending September 2017	4,608	↓
Quarter ending December 2017	4,472	↓
Quarter ending March 2018	4,381	↓
Variance since March 2017	(10.2%)	↓



ACTIVITY

Cumulative percentage of contracted UDA delivered 2017 & 2018



Month	Adjusted Scheduled Activity (UDA)	
	2017	2018
April	627	-134
May	1,848	598
June	2,333	1,296
July	3,738	2,595
August	4,812	3,200
September	5,994	3,634
October	7,096	4,087
November	8,276	5,196
December	9,469	5,898
January	10,368	6,552
February	11,071	7,515
March	12,335	8,053
April	13,002	
May	13,002	
June	13,002	

QUALITY

	Quantity	Base Number	Contract	AT	Region	England
% of FP17s for the same patient ID Re-attending within 3 months - Children	87	1,157	7.5%	11.0%	11.6%	11.9%
% of FP17s for the same patient ID Re-attending within 3 months - Adults	528	3,370	15.7%	14.6%	15.4%	16.0%
% of FP17s for the same patient ID Re-attending between 3 & 9 months - Children	408	1,157	35.3%	59.6%	59.4%	58.3%
% of FP17s for the same patient ID Re-attending between 3 & 9 months - Adults	1,417	3,370	42.0%	48.5%	51.3%	50.3%
% of FP17s for Band 1 Urgent Courses	302	4,263	7.1%	9.4%	8.0%	9.1%
% of FP17s Relating to Free Repair or Replacements	64	4,263	1.5%	0.8%	0.8%	0.8%
% of FP17s Relating to Continuations	104	4,263	2.4%	1.1%	1.0%	1.0%
% of Patients satisfied with the dentistry they have received	1	1	N/A	92.3%	91.7%	91.5%
% of Patients satisfied with the time they had to wait for an appointment	1	1	N/A	87.4%	88.3%	87.9%

* This is based on patients treated on this contract for their most recent course of treatment. Figures in italics indicate the base number of FP17s or Patient Questionnaire responses are less than 100. N/A is shown where the base number of responses is less than 10 during the period. % is calculated as Quantity/Base number*100

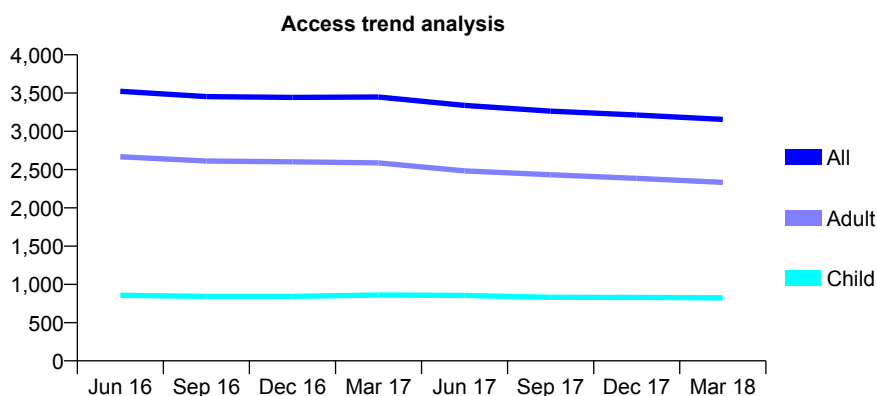
Q56 - Vital Signs At a Glance Contract Report for 174173/0003 - March 2018

Name or company name	Advance Dental Health Limited
Contract type name	GDS Contract
Purpose of contract	General
Contract start date	01/11/2011
Contract end date	

17/18 Contracted general activity (UDA)	12,120
Carry forward general activity (UDA)	105
17/18 Contracted orthodontic activity (UOA)	0
Carry forward orthodontic activity (UOA)	0
Baseline contract value	£292,034.18

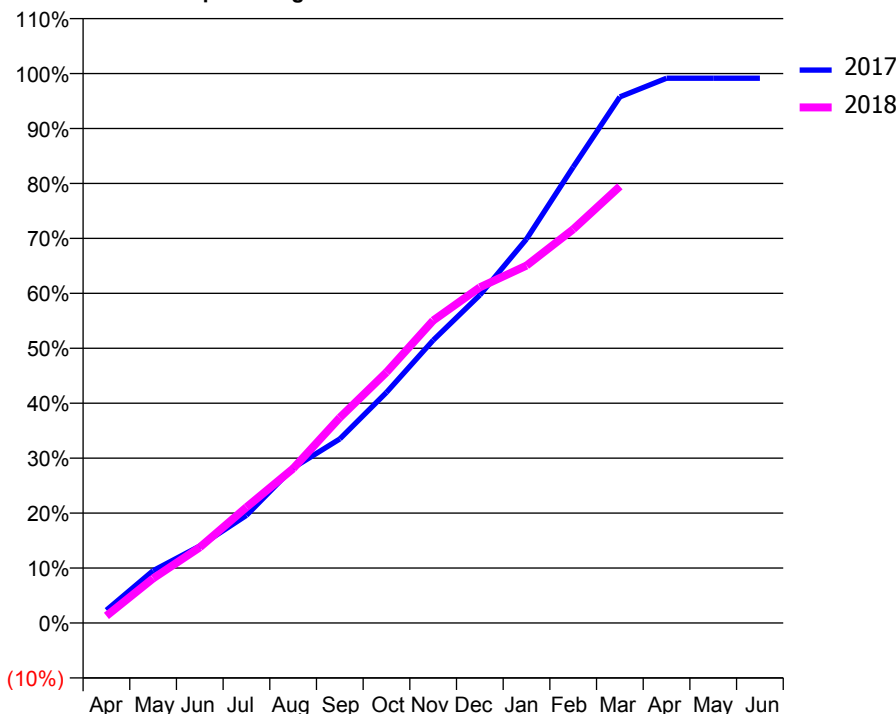
ACCESS*

Patients seen in 24 months	Total	Change since previous quarter
Quarter ending March 2017	3,449	
Quarter ending June 2017	3,338	↓
Quarter ending September 2017	3,264	↓
Quarter ending December 2017	3,213	↓
Quarter ending March 2018	3,156	↓
Variance since March 2017	(8.5%)	↓



ACTIVITY

Cumulative percentage of contracted UDA delivered 2017 & 2018



Month	Adjusted Scheduled Activity (UDA)	
	2017	2018
April	285	158
May	1,154	984
June	1,700	1,669
July	2,375	2,555
August	3,422	3,406
September	4,062	4,532
October	5,088	5,530
November	6,236	6,673
December	7,234	7,406
January	8,469	7,884
February	10,057	8,684
March	11,605	9,632
April	12,015	
May	12,015	
June	12,015	

QUALITY

	Quantity	Base Number	Contract	AT	Region	England
% of FP17s for the same patient ID Re-attending within 3 months - Children	85	1,006	8.4%	11.0%	11.6%	11.9%
% of FP17s for the same patient ID Re-attending within 3 months - Adults	411	2,730	15.1%	14.6%	15.4%	16.0%
% of FP17s for the same patient ID Re-attending between 3 & 9 months - Children	505	1,006	50.2%	59.6%	59.4%	58.3%
% of FP17s for the same patient ID Re-attending between 3 & 9 months - Adults	1,293	2,730	47.4%	48.5%	51.3%	50.3%
% of FP17s for Band 1 Urgent Courses	420	3,629	11.6%	9.4%	8.0%	9.1%
% of FP17s Relating to Free Repair or Replacements	39	3,629	1.1%	0.8%	0.8%	0.8%
% of FP17s Relating to Continuations	91	3,629	2.5%	1.1%	1.0%	1.0%
% of Patients satisfied with the dentistry they have received	2	2	N/A	92.3%	91.7%	91.5%
% of Patients satisfied with the time they had to wait for an appointment	2	2	N/A	87.4%	88.3%	87.9%

* This is based on patients treated on this contract for their most recent course of treatment. Figures in italics indicate the base number of FP17s or Patient Questionnaire responses are less than 100. N/A is shown where the base number of responses is less than 10 during the period. % is calculated as Quantity/Base number*100

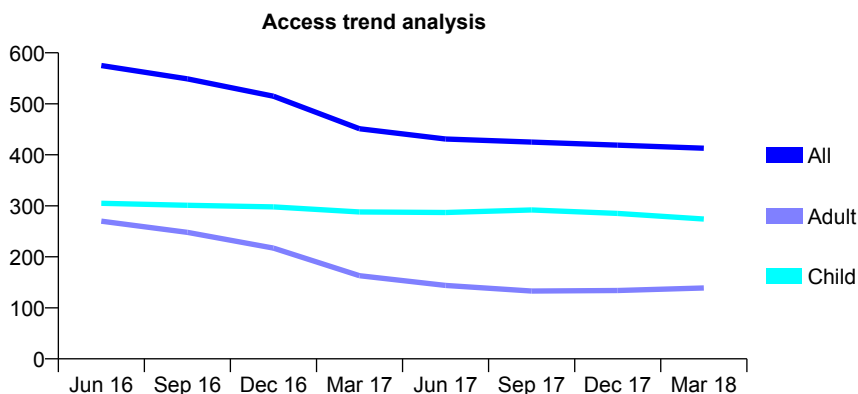
Q56 - Vital Signs At a Glance Contract Report for 175196/0001 - March 2018

Name or company name	Christchurch Dental Practice Ltd
Contract type name	PDS Contract
Purpose of contract	General
Contract start date	01/06/2010
Contract end date	30/09/2018

17/18 Contracted general activity (UDA)	900
Carry forward general activity (UDA)	0
17/18 Contracted orthodontic activity (UOA)	0
Carry forward orthodontic activity (UOA)	0
Baseline contract value	£23,670.91

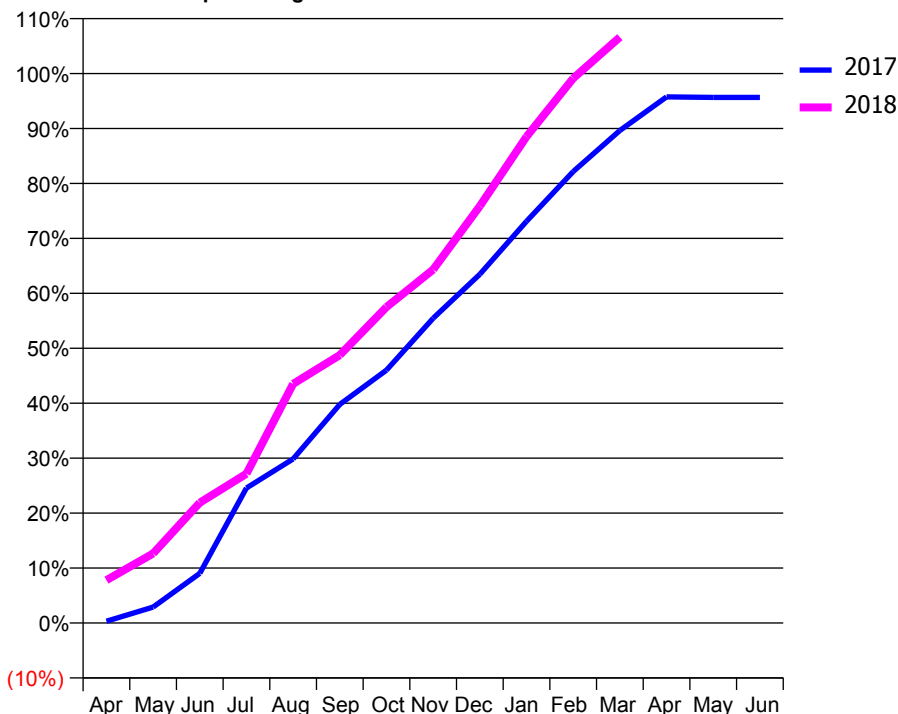
ACCESS*

Patients seen in 24 months	Total	Change since previous quarter
Quarter ending March 2017	451	
Quarter ending June 2017	431	↓
Quarter ending September 2017	425	↓
Quarter ending December 2017	419	↓
Quarter ending March 2018	413	↓
Variance since March 2017	(8.4%)	↓



ACTIVITY

Cumulative percentage of contracted UDA delivered 2017 & 2018



Month	Adjusted Scheduled Activity (UDA)	
	2017	2018
April	3	70
May	26	114
June	81	197
July	221	244
August	269	392
September	358	439
October	414	517
November	499	579
December	571	683
January	658	797
February	739	892
March	807	960
April	862	
May	861	
June	861	

QUALITY

	Quantity	Base Number	Contract	AT	Region	England
% of FP17s for the same patient ID Re-attending within 3 months - Children	36	503	7.2%	11.0%	11.6%	11.9%
% of FP17s for the same patient ID Re-attending within 3 months - Adults	16	159	10.1%	14.6%	15.4%	16.0%
% of FP17s for the same patient ID Re-attending between 3 & 9 months - Children	334	503	66.4%	59.6%	59.4%	58.3%
% of FP17s for the same patient ID Re-attending between 3 & 9 months - Adults	67	159	42.1%	48.5%	51.3%	50.3%
% of FP17s for Band 1 Urgent Courses	28	636	4.4%	9.4%	8.0%	9.1%
% of FP17s Relating to Free Repair or Replacements	4	636	0.6%	0.8%	0.8%	0.8%
% of FP17s Relating to Continuations	0	636	0.0%	1.1%	1.0%	1.0%
% of Patients satisfied with the dentistry they have received	0	0	N/A	92.3%	91.7%	91.5%
% of Patients satisfied with the time they had to wait for an appointment	0	0	N/A	87.4%	88.3%	87.9%

* This is based on patients treated on this contract for their most recent course of treatment. Figures in italics indicate the base number of FP17s or Patient Questionnaire responses are less than 100. N/A is shown where the base number of responses is less than 10 during the period. % is calculated as Quantity/Base number*100

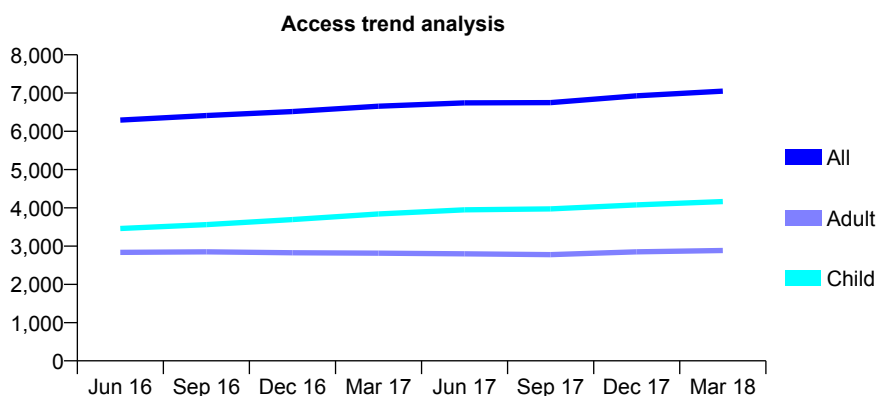
Q56 - Vital Signs At a Glance Contract Report for 175900/0002 - March 2018

Name or company name	Onefiveseven Partnership
Contract type name	GDS Contract
Purpose of contract	General
Contract start date	01/04/2010
Contract end date	

17/18 Contracted general activity (UDA)	19,896
Carry forward general activity (UDA)	-224
17/18 Contracted orthodontic activity (UOA)	0
Carry forward orthodontic activity (UOA)	0
Baseline contract value	£484,373.46

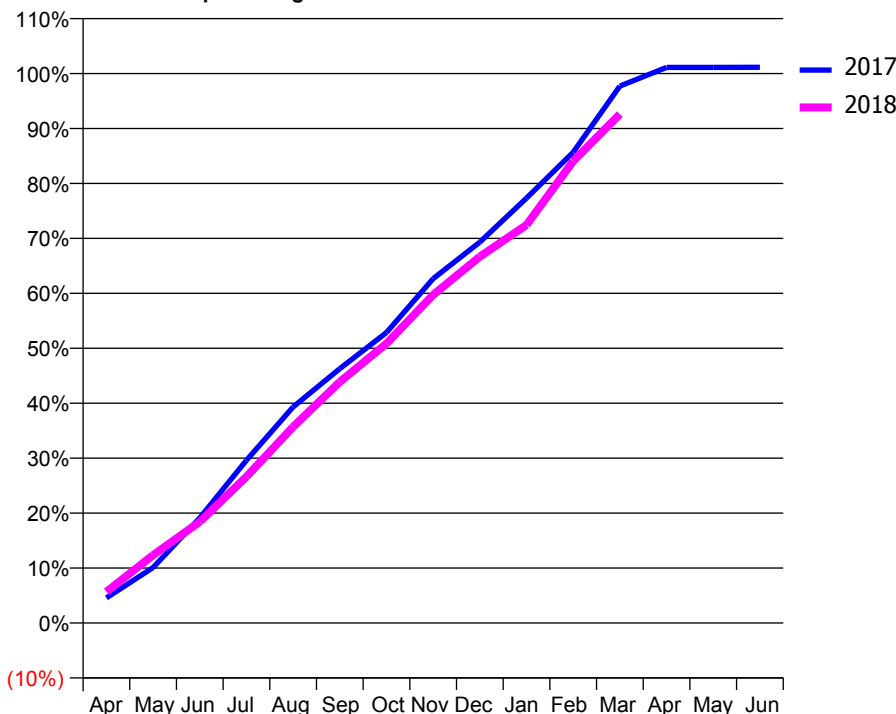
ACCESS*

Patients seen in 24 months	Total	Change since previous quarter
Quarter ending March 2017	6,656	
Quarter ending June 2017	6,744	→
Quarter ending September 2017	6,749	→
Quarter ending December 2017	6,929	↑
Quarter ending March 2018	7,050	→
Variance since March 2017	5.9%	↑



ACTIVITY

Cumulative percentage of contracted UDA delivered 2017 & 2018



Month	Adjusted Scheduled Activity (UDA)	
	2017	2018
April	909	1,132
May	2,011	2,462
June	3,809	3,668
July	5,891	5,301
August	7,823	7,103
September	9,209	8,734
October	10,519	10,118
November	12,470	11,886
December	13,793	13,263
January	15,383	14,415
February	17,047	16,723
March	19,440	18,427
April	20,118	
May	20,116	
June	20,120	

QUALITY

	Quantity	Base Number	Contract	AT	Region	England
% of FP17s for the same patient ID Re-attending within 3 months - Children	343	6,219	5.5%	11.0%	11.6%	11.9%
% of FP17s for the same patient ID Re-attending within 3 months - Adults	535	3,410	15.7%	14.6%	15.4%	16.0%
% of FP17s for the same patient ID Re-attending between 3 & 9 months - Children	4,010	6,219	64.5%	59.6%	59.4%	58.3%
% of FP17s for the same patient ID Re-attending between 3 & 9 months - Adults	1,764	3,410	51.7%	48.5%	51.3%	50.3%
% of FP17s for Band 1 Urgent Courses	602	9,293	6.5%	9.4%	8.0%	9.1%
% of FP17s Relating to Free Repair or Replacements	0	9,293	0.0%	0.8%	0.8%	0.8%
% of FP17s Relating to Continuations	0	9,293	0.0%	1.1%	1.0%	1.0%
% of Patients satisfied with the dentistry they have received	3	4	N/A	92.3%	91.7%	91.5%
% of Patients satisfied with the time they had to wait for an appointment	4	4	N/A	87.4%	88.3%	87.9%

* This is based on patients treated on this contract for their most recent course of treatment. Figures in italics indicate the base number of FP17s or Patient Questionnaire responses are less than 100. N/A is shown where the base number of responses is less than 10 during the period. % is calculated as Quantity/Base number*100

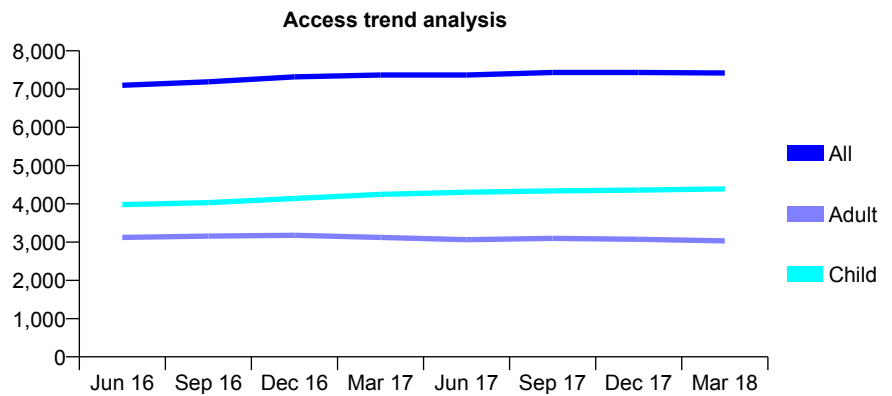
Q56 - Vital Signs At a Glance Contract Report for 175900/0003 - March 2018

Name or company name	Onefiveseven Partnership
Contract type name	GDS Contract
Purpose of contract	General
Contract start date	01/04/2010
Contract end date	

17/18 Contracted general activity (UDA)	20,573
Carry forward general activity (UDA)	-411
17/18 Contracted orthodontic activity (UOA)	0
Carry forward orthodontic activity (UOA)	0
Baseline contract value	£432,669.66

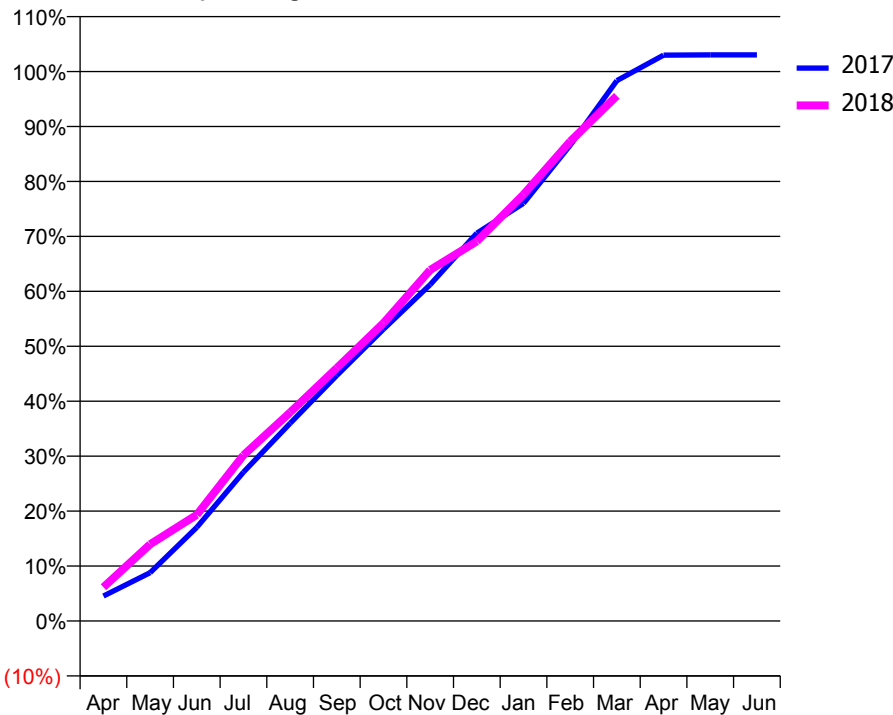
ACCESS*

Patients seen in 24 months	Total	Change since previous quarter
Quarter ending March 2017	7,369	
Quarter ending June 2017	7,367	→
Quarter ending September 2017	7,434	→
Quarter ending December 2017	7,432	→
Quarter ending March 2018	7,420	→
Variance since March 2017	0.7%	→



ACTIVITY

Cumulative percentage of contracted UDA delivered 2017 & 2018



Month	Adjusted Scheduled Activity (UDA)	
	2017	2018
April	937	1,264
May	1,808	2,874
June	3,509	3,976
July	5,575	6,208
August	7,400	7,812
September	9,195	9,473
October	10,928	11,155
November	12,596	13,143
December	14,520	14,216
January	15,641	15,971
February	17,809	17,954
March	20,232	19,664
April	21,188	
May	21,195	
June	21,196	

QUALITY

	Quantity	Base Number	Contract	AT	Region	England
% of FP17s for the same patient ID Re-attending within 3 months - Children	591	6,797	8.7%	11.0%	11.6%	11.9%
% of FP17s for the same patient ID Re-attending within 3 months - Adults	767	3,728	20.6%	14.6%	15.4%	16.0%
% of FP17s for the same patient ID Re-attending between 3 & 9 months - Children	4,239	6,797	62.4%	59.6%	59.4%	58.3%
% of FP17s for the same patient ID Re-attending between 3 & 9 months - Adults	1,899	3,728	50.9%	48.5%	51.3%	50.3%
% of FP17s for Band 1 Urgent Courses	855	10,155	8.4%	9.4%	8.0%	9.1%
% of FP17s Relating to Free Repair or Replacements	0	10,155	0.0%	0.8%	0.8%	0.8%
% of FP17s Relating to Continuations	1	10,155	0.0%	1.1%	1.0%	1.0%
% of Patients satisfied with the dentistry they have received	4	4	N/A	92.3%	91.7%	91.5%
% of Patients satisfied with the time they had to wait for an appointment	4	4	N/A	87.4%	88.3%	87.9%

* This is based on patients treated on this contract for their most recent course of treatment. Figures in italics indicate the base number of FP17s or Patient Questionnaire responses are less than 100. N/A is shown where the base number of responses is less than 10 during the period. % is calculated as Quantity/Base number*100

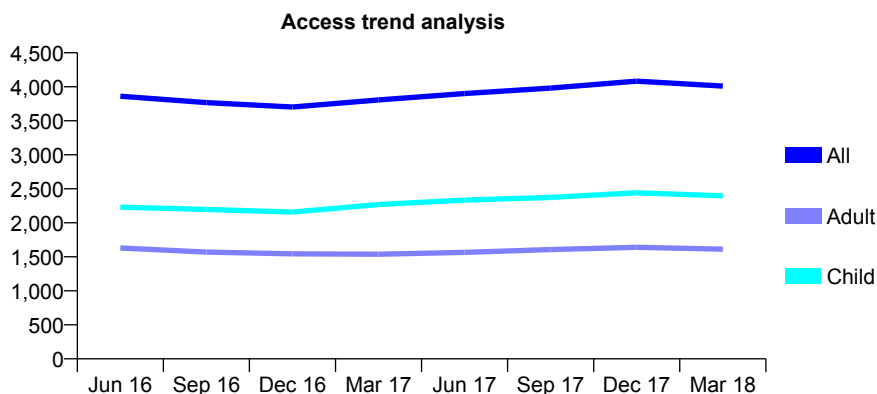
Q56 - Vital Signs At a Glance Contract Report for 175900/0004 - March 2018

Name or company name	Onefiveseven Partnership
Contract type name	GDS Contract
Purpose of contract	General
Contract start date	01/04/2010
Contract end date	

17/18 Contracted general activity (UDA)	10,449
Carry forward general activity (UDA)	5
17/18 Contracted orthodontic activity (UOA)	0
Carry forward orthodontic activity (UOA)	0
Baseline contract value	£267,868.63

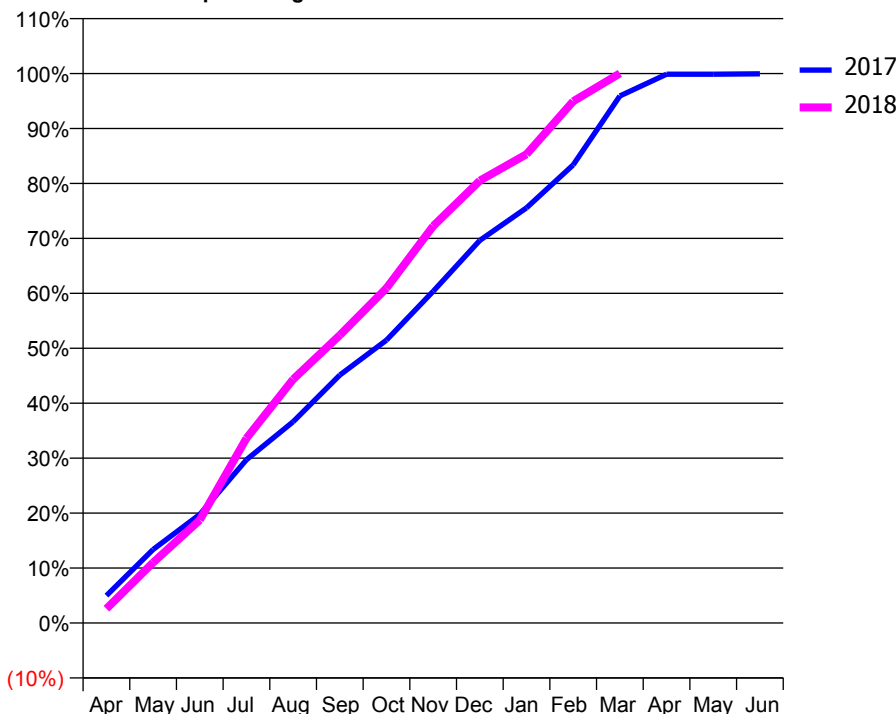
ACCESS*

Patients seen in 24 months	Total	Change since previous quarter
Quarter ending March 2017	3,807	
Quarter ending June 2017	3,900	↑
Quarter ending September 2017	3,981	↑
Quarter ending December 2017	4,083	↑
Quarter ending March 2018	4,010	↓
Variance since March 2017	5.3%	↑



ACTIVITY

Cumulative percentage of contracted UDA delivered 2017 & 2018



Month	Adjusted Scheduled Activity (UDA)	
	2017	2018
April	521	272
May	1,399	1,149
June	2,066	1,958
July	3,105	3,513
August	3,828	4,635
September	4,714	5,474
October	5,379	6,368
November	6,308	7,548
December	7,276	8,411
January	7,894	8,914
February	8,710	9,920
March	10,023	10,452
April	10,435	
May	10,436	
June	10,444	

QUALITY

	Quantity	Base Number	Contract	AT	Region	England
% of FP17s for the same patient ID Re-attending within 3 months - Children	281	3,580	7.8%	11.0%	11.6%	11.9%
% of FP17s for the same patient ID Re-attending within 3 months - Adults	376	2,012	18.7%	14.6%	15.4%	16.0%
% of FP17s for the same patient ID Re-attending between 3 & 9 months - Children	2,152	3,580	60.1%	59.6%	59.4%	58.3%
% of FP17s for the same patient ID Re-attending between 3 & 9 months - Adults	979	2,012	48.7%	48.5%	51.3%	50.3%
% of FP17s for Band 1 Urgent Courses	454	5,376	8.4%	9.4%	8.0%	9.1%
% of FP17s Relating to Free Repair or Replacements	0	5,376	0.0%	0.8%	0.8%	0.8%
% of FP17s Relating to Continuations	0	5,376	0.0%	1.1%	1.0%	1.0%
% of Patients satisfied with the dentistry they have received	2	2	N/A	92.3%	91.7%	91.5%
% of Patients satisfied with the time they had to wait for an appointment	2	2	N/A	87.4%	88.3%	87.9%

* This is based on patients treated on this contract for their most recent course of treatment. Figures in italics indicate the base number of FP17s or Patient Questionnaire responses are less than 100. N/A is shown where the base number of responses is less than 10 during the period. % is calculated as Quantity/Base number*100

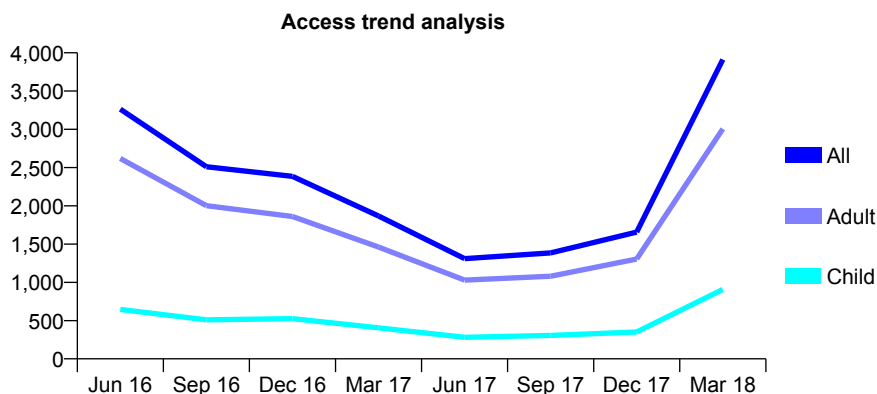
Q56 - Vital Signs At a Glance Contract Report for 176702/0001 - March 2018

Name or company name	Jeffrey Sherer and Larry Levin
Contract type name	GDS Contract
Purpose of contract	General and Orthodontic
Contract start date	01/04/2012
Contract end date	

17/18 Contracted general activity (UDA)	12,500
Carry forward general activity (UDA)	3,000
17/18 Contracted orthodontic activity (UOA)	719
Carry forward orthodontic activity (UOA)	0
Baseline contract value	£315,836.91

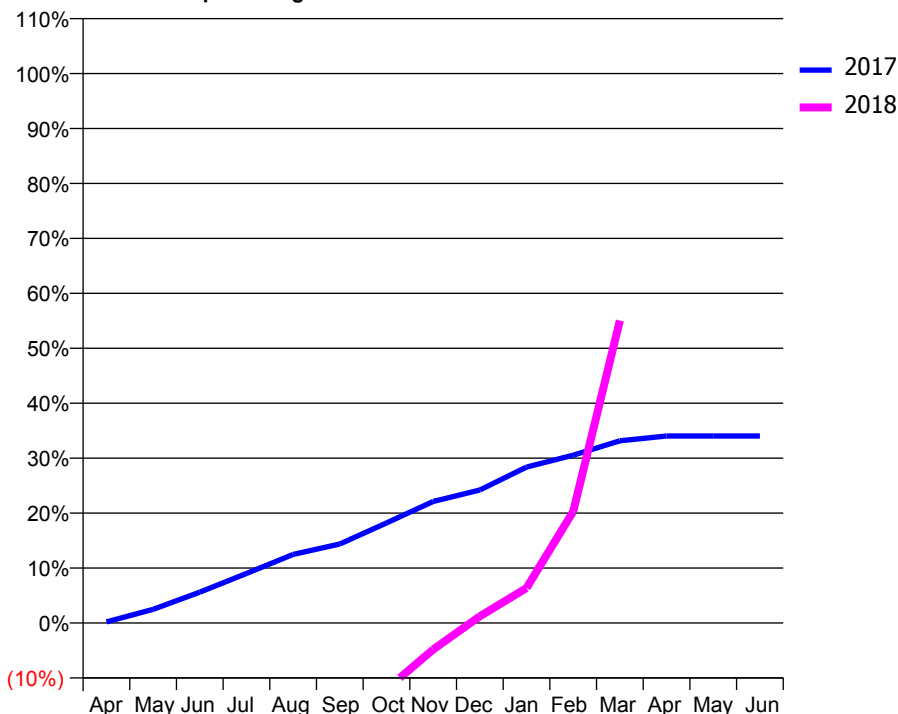
ACCESS*

Patients seen in 24 months	Total	Change since previous quarter
Quarter ending March 2017	1,867	
Quarter ending June 2017	1,310	↓
Quarter ending September 2017	1,385	↑
Quarter ending December 2017	1,656	↑
Quarter ending March 2018	3,912	↑
Variance since March 2017	109.5%	↑



ACTIVITY

Cumulative percentage of contracted UDA delivered 2017 & 2018



Adjusted Scheduled Activity (UDA)

Month	2017	2018
April	26	-2,999
May	312	-2,987
June	701	-2,976
July	1,128	-2,971
August	1,559	-2,723
September	1,797	-1,959
October	2,276	-1,512
November	2,764	-604
December	3,025	154
January	3,547	796
February	3,818	2,537
March	4,144	6,881
April	4,254	
May	4,254	
June	4,254	

QUALITY

	Quantity	Base Number	Contract	AT	Region	England
% of FP17s for the same patient ID Re-attending within 3 months - Children	55	945	5.8%	11.0%	11.6%	11.9%
% of FP17s for the same patient ID Re-attending within 3 months - Adults	337	3,341	10.1%	14.6%	15.4%	16.0%
% of FP17s for the same patient ID Re-attending between 3 & 9 months - Children	31	945	3.3%	59.6%	59.4%	58.3%
% of FP17s for the same patient ID Re-attending between 3 & 9 months - Adults	142	3,341	4.3%	48.5%	51.3%	50.3%
% of FP17s for Band 1 Urgent Courses	824	4,201	19.6%	9.4%	8.0%	9.1%
% of FP17s Relating to Free Repair or Replacements	6	4,201	0.1%	0.8%	0.8%	0.8%
% of FP17s Relating to Continuations	32	4,201	0.8%	1.1%	1.0%	1.0%
% of Patients satisfied with the dentistry they have received	2	2	N/A	92.3%	91.7%	91.5%
% of Patients satisfied with the time they had to wait for an appointment	1	2	N/A	87.4%	88.3%	87.9%

* This is based on patients treated on this contract for their most recent course of treatment. Figures in italics indicate the base number of FP17s or Patient Questionnaire responses are less than 100. N/A is shown where the base number of responses is less than 10 during the period. % is calculated as Quantity/Base number*100

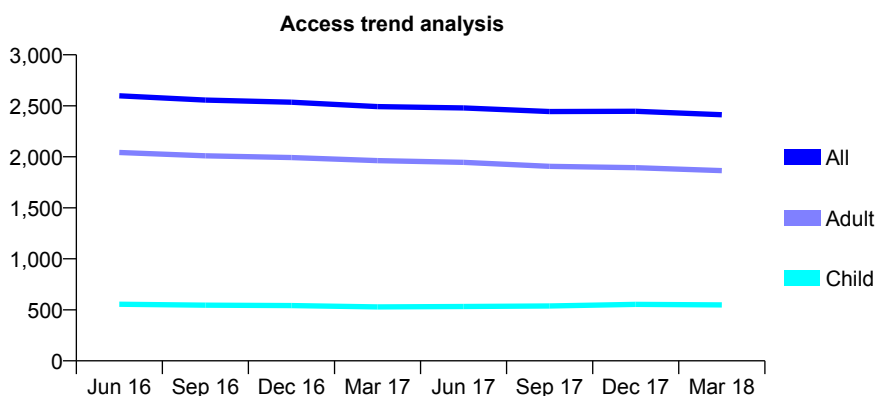
Q56 - Vital Signs At a Glance Contract Report for 176796/0001 - March 2018

Name or company name	Treetops Dental Practice Limited
Contract type name	GDS Contract
Purpose of contract	General
Contract start date	01/08/2011
Contract end date	

17/18 Contracted general activity (UDA)	6,642
Carry forward general activity (UDA)	-47
17/18 Contracted orthodontic activity (UOA)	0
Carry forward orthodontic activity (UOA)	0
Baseline contract value	£245,912.75

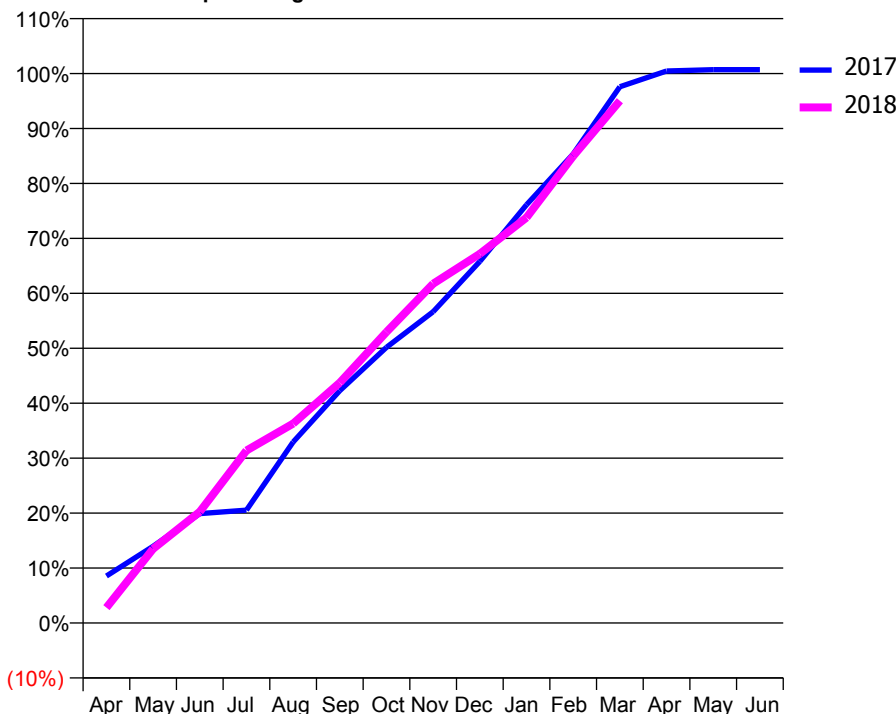
ACCESS*

Patients seen in 24 months	Total	Change since previous quarter
Quarter ending March 2017	2,492	
Quarter ending June 2017	2,479	→
Quarter ending September 2017	2,444	↓
Quarter ending December 2017	2,447	→
Quarter ending March 2018	2,413	↓
Variance since March 2017	(3.2%)	↓



ACTIVITY

Cumulative percentage of contracted UDA delivered 2017 & 2018



Month	Adjusted Scheduled Activity (UDA)	
	2017	2018
April	568	186
May	927	897
June	1,323	1,346
July	1,365	2,085
August	2,188	2,410
September	2,809	2,905
October	3,332	3,517
November	3,763	4,101
December	4,370	4,462
January	5,055	4,900
February	5,670	5,644
March	6,482	6,312
April	6,673	
May	6,689	
June	6,689	

QUALITY

	Quantity	Base Number	Contract	AT	Region	England
% of FP17s for the same patient ID Re-attending within 3 months - Children	48	636	7.5%	11.0%	11.6%	11.9%
% of FP17s for the same patient ID Re-attending within 3 months - Adults	346	2,374	14.6%	14.6%	15.4%	16.0%
% of FP17s for the same patient ID Re-attending between 3 & 9 months - Children	149	636	23.4%	59.6%	59.4%	58.3%
% of FP17s for the same patient ID Re-attending between 3 & 9 months - Adults	954	2,374	40.2%	48.5%	51.3%	50.3%
% of FP17s for Band 1 Urgent Courses	381	2,931	13.0%	9.4%	8.0%	9.1%
% of FP17s Relating to Free Repair or Replacements	1	2,931	0.0%	0.8%	0.8%	0.8%
% of FP17s Relating to Continuations	19	2,931	0.6%	1.1%	1.0%	1.0%
% of Patients satisfied with the dentistry they have received	1	2	N/A	92.3%	91.7%	91.5%
% of Patients satisfied with the time they had to wait for an appointment	2	2	N/A	87.4%	88.3%	87.9%

* This is based on patients treated on this contract for their most recent course of treatment. Figures in italics indicate the base number of FP17s or Patient Questionnaire responses are less than 100. N/A is shown where the base number of responses is less than 10 during the period. % is calculated as Quantity/Base number*100

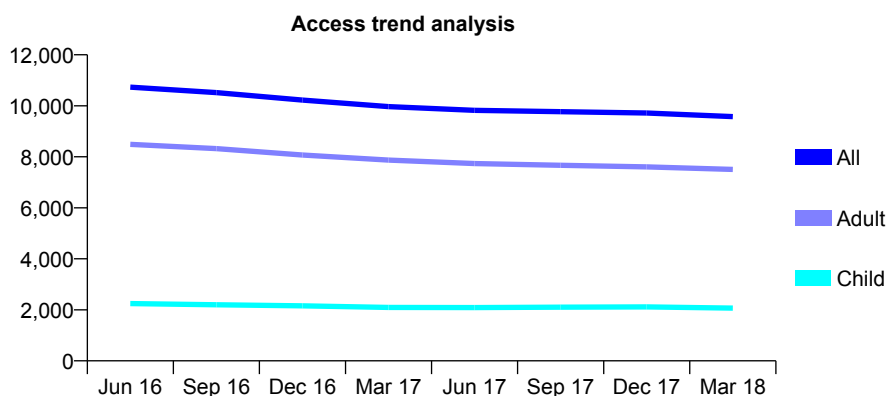
Q56 - Vital Signs At a Glance Contract Report for 176850/0001 - March 2018

Name or company name	The Wrating Road Partnership
Contract type name	GDS Contract
Purpose of contract	General
Contract start date	01/08/2006
Contract end date	

17/18 Contracted general activity (UDA)	29,000
Carry forward general activity (UDA)	0
17/18 Contracted orthodontic activity (UOA)	0
Carry forward orthodontic activity (UOA)	0
Baseline contract value	£681,976.62

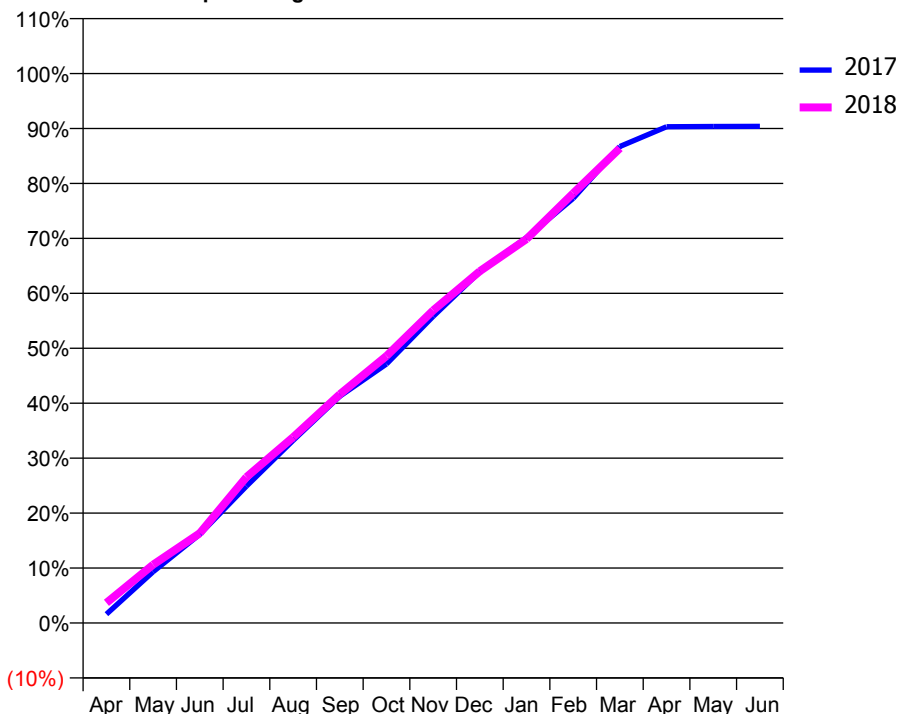
ACCESS*

Patients seen in 24 months	Total	Change since previous quarter
Quarter ending March 2017	9,970	
Quarter ending June 2017	9,824	↓
Quarter ending September 2017	9,771	→
Quarter ending December 2017	9,719	→
Quarter ending March 2018	9,578	↓
Variance since March 2017	(3.9%)	↓



ACTIVITY

Cumulative percentage of contracted UDA delivered 2017 & 2018



Month	Adjusted Scheduled Activity (UDA)	
	2017	2018
April	470	1,067
May	2,708	3,076
June	4,680	4,737
July	7,223	7,703
August	9,635	9,805
September	11,964	12,071
October	13,669	14,095
November	16,182	16,498
December	18,538	18,572
January	20,342	20,262
February	22,409	22,681
March	25,146	25,058
April	26,187	
May	26,206	
June	26,209	

QUALITY

	Quantity	Base Number	Contract	AT	Region	England
% of FP17s for the same patient ID Re-attending within 3 months - Children	250	3,347	7.5%	11.0%	11.6%	11.9%
% of FP17s for the same patient ID Re-attending within 3 months - Adults	1,885	12,471	15.1%	14.6%	15.4%	16.0%
% of FP17s for the same patient ID Re-attending between 3 & 9 months - Children	2,199	3,347	65.7%	59.6%	59.4%	58.3%
% of FP17s for the same patient ID Re-attending between 3 & 9 months - Adults	8,092	12,471	64.9%	48.5%	51.3%	50.3%
% of FP17s for Band 1 Urgent Courses	1,344	15,217	8.8%	9.4%	8.0%	9.1%
% of FP17s Relating to Free Repair or Replacements	147	15,217	1.0%	0.8%	0.8%	0.8%
% of FP17s Relating to Continuations	112	15,217	0.7%	1.1%	1.0%	1.0%
% of Patients satisfied with the dentistry they have received	12	12	100.0%	92.3%	91.7%	91.5%
% of Patients satisfied with the time they had to wait for an appointment	10	12	83.3%	87.4%	88.3%	87.9%

* This is based on patients treated on this contract for their most recent course of treatment. Figures in italics indicate the base number of FP17s or Patient Questionnaire responses are less than 100. N/A is shown where the base number of responses is less than 10 during the period. % is calculated as Quantity/Base number*100

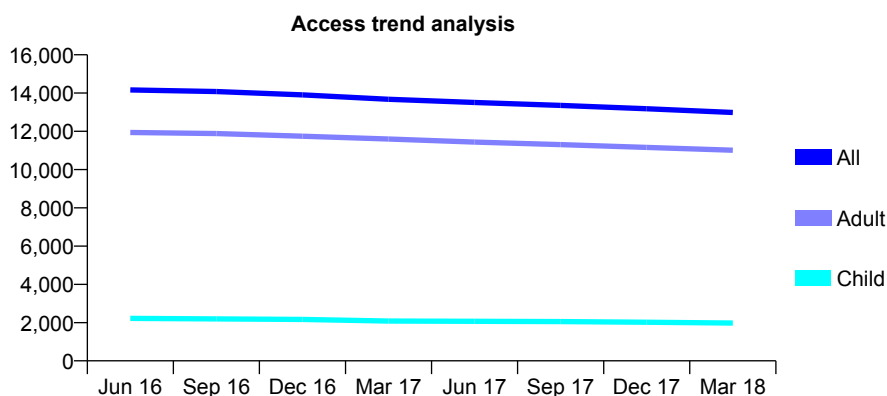
Q56 - Vital Signs At a Glance Contract Report for 177296/0001 - March 2018

Name or company name	Peacock & Shrestha
Contract type name	GDS Contract
Purpose of contract	General
Contract start date	01/04/2010
Contract end date	

17/18 Contracted general activity (UDA)	37,500
Carry forward general activity (UDA)	0
17/18 Contracted orthodontic activity (UOA)	0
Carry forward orthodontic activity (UOA)	0
Baseline contract value	£817,605.22

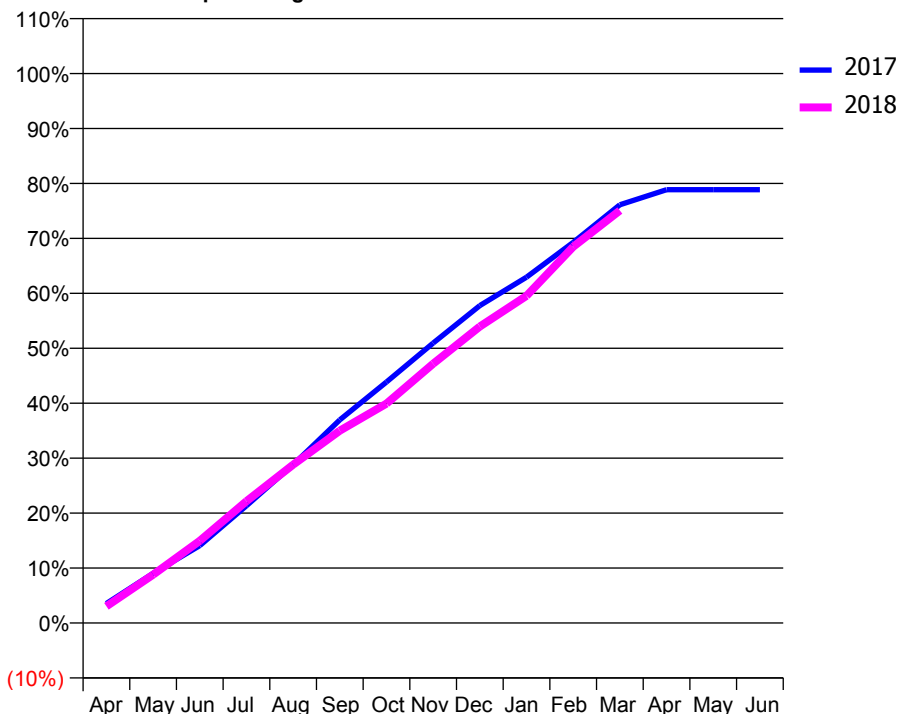
ACCESS*

Patients seen in 24 months	Total	Change since previous quarter
Quarter ending March 2017	13,678	
Quarter ending June 2017	13,509	↓
Quarter ending September 2017	13,354	↓
Quarter ending December 2017	13,181	↓
Quarter ending March 2018	12,988	↓
Variance since March 2017	(5.0%)	↓



ACTIVITY

Cumulative percentage of contracted UDA delivered 2017 & 2018



Month	Adjusted Scheduled Activity (UDA)	
	2017	2018
April	1,442	1,138
May	3,677	3,301
June	5,732	5,606
July	8,684	8,309
August	11,731	10,802
September	15,046	13,123
October	17,853	14,971
November	20,735	17,699
December	23,509	20,232
January	25,620	22,331
February	28,194	25,674
March	30,978	28,152
April	32,091	
May	32,092	
June	32,094	

QUALITY

	Quantity	Base Number	Contract	AT	Region	England
% of FP17s for the same patient ID Re-attending within 3 months - Children	141	3,322	4.2%	11.0%	11.6%	11.9%
% of FP17s for the same patient ID Re-attending within 3 months - Adults	1,609	15,108	10.6%	14.6%	15.4%	16.0%
% of FP17s for the same patient ID Re-attending between 3 & 9 months - Children	2,527	3,322	76.1%	59.6%	59.4%	58.3%
% of FP17s for the same patient ID Re-attending between 3 & 9 months - Adults	8,628	15,108	57.1%	48.5%	51.3%	50.3%
% of FP17s for Band 1 Urgent Courses	1,303	17,830	7.3%	9.4%	8.0%	9.1%
% of FP17s Relating to Free Repair or Replacements	67	17,830	0.4%	0.8%	0.8%	0.8%
% of FP17s Relating to Continuations	95	17,830	0.5%	1.1%	1.0%	1.0%
% of Patients satisfied with the dentistry they have received	13	13	100.0%	92.3%	91.7%	91.5%
% of Patients satisfied with the time they had to wait for an appointment	12	13	92.3%	87.4%	88.3%	87.9%

* This is based on patients treated on this contract for their most recent course of treatment. Figures in italics indicate the base number of FP17s or Patient Questionnaire responses are less than 100. N/A is shown where the base number of responses is less than 10 during the period. % is calculated as Quantity/Base number*100

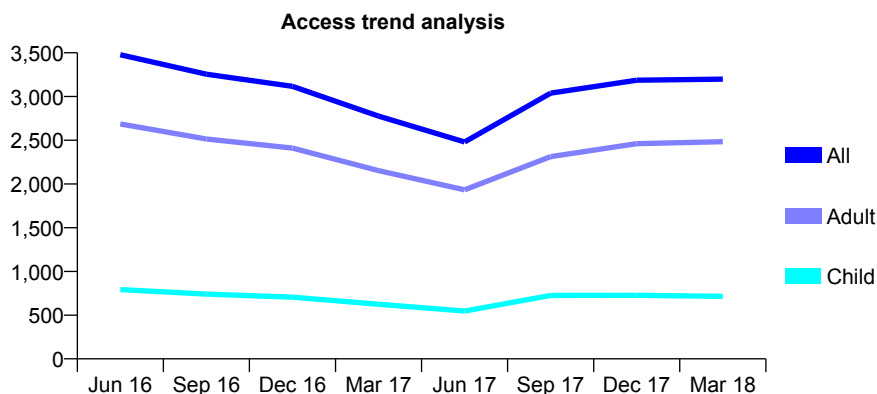
Q56 - Vital Signs At a Glance Contract Report for 178683/0003 - March 2018

Name or company name	Dr A rai & Dr F Tahir
Contract type name	GDS Contract
Purpose of contract	General
Contract start date	01/07/2013
Contract end date	

17/18 Contracted general activity (UDA)	13,500
Carry forward general activity (UDA)	0
17/18 Contracted orthodontic activity (UOA)	0
Carry forward orthodontic activity (UOA)	0
Baseline contract value	£330,487.22

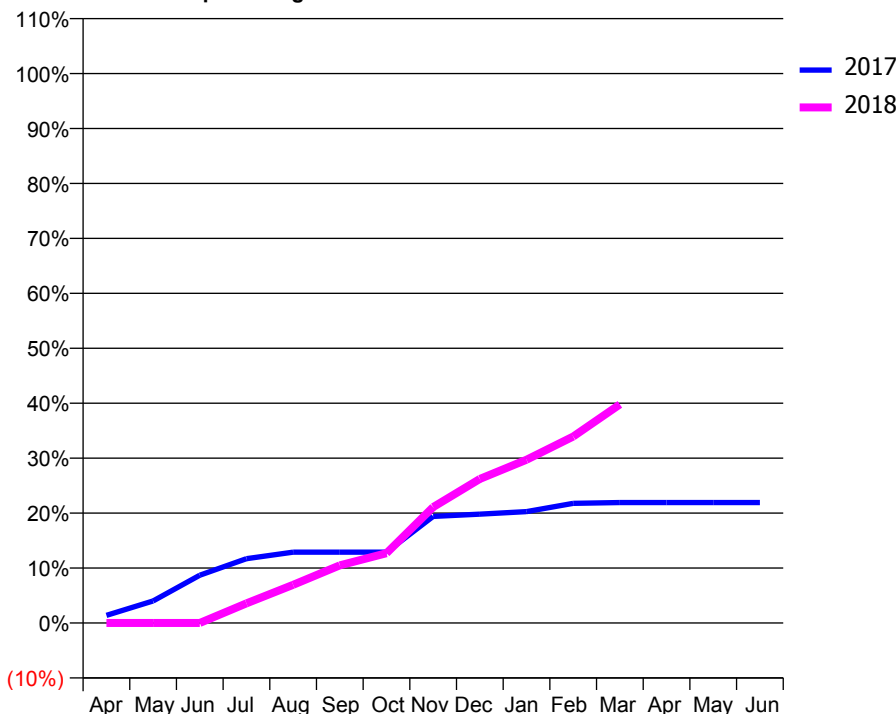
ACCESS*

Patients seen in 24 months	Total	Change since previous quarter
Quarter ending March 2017	2,777	
Quarter ending June 2017	2,480	↓
Quarter ending September 2017	3,038	↑
Quarter ending December 2017	3,187	↑
Quarter ending March 2018	3,199	→
Variance since March 2017	15.2%	↑



ACTIVITY

Cumulative percentage of contracted UDA delivered 2017 & 2018



Month	Adjusted Scheduled Activity (UDA)	
	2017	2018
April	189	0
May	543	0
June	1,176	0
July	1,580	482
August	1,741	939
September	1,741	1,416
October	1,741	1,716
November	2,618	2,850
December	2,675	3,539
January	2,736	4,012
February	2,942	4,580
March	2,961	5,372
April	2,961	
May	2,961	
June	2,961	

QUALITY

	Quantity	Base Number	Contract	AT	Region	England
% of FP17s for the same patient ID Re-attending within 3 months - Children	80	1,260	6.3%	11.0%	11.6%	11.9%
% of FP17s for the same patient ID Re-attending within 3 months - Adults	339	3,880	8.7%	14.6%	15.4%	16.0%
% of FP17s for the same patient ID Re-attending between 3 & 9 months - Children	441	1,260	35.0%	59.6%	59.4%	58.3%
% of FP17s for the same patient ID Re-attending between 3 & 9 months - Adults	1,257	3,880	32.4%	48.5%	51.3%	50.3%
% of FP17s for Band 1 Urgent Courses	303	3,190	9.5%	9.4%	8.0%	9.1%
% of FP17s Relating to Free Repair or Replacements	9	3,190	0.3%	0.8%	0.8%	0.8%
% of FP17s Relating to Continuations	63	3,190	2.0%	1.1%	1.0%	1.0%
% of Patients satisfied with the dentistry they have received	2	2	N/A	92.3%	91.7%	91.5%
% of Patients satisfied with the time they had to wait for an appointment	1	2	N/A	87.4%	88.3%	87.9%

* This is based on patients treated on this contract for their most recent course of treatment. Figures in italics indicate the base number of FP17s or Patient Questionnaire responses are less than 100. N/A is shown where the base number of responses is less than 10 during the period. % is calculated as Quantity/Base number*100

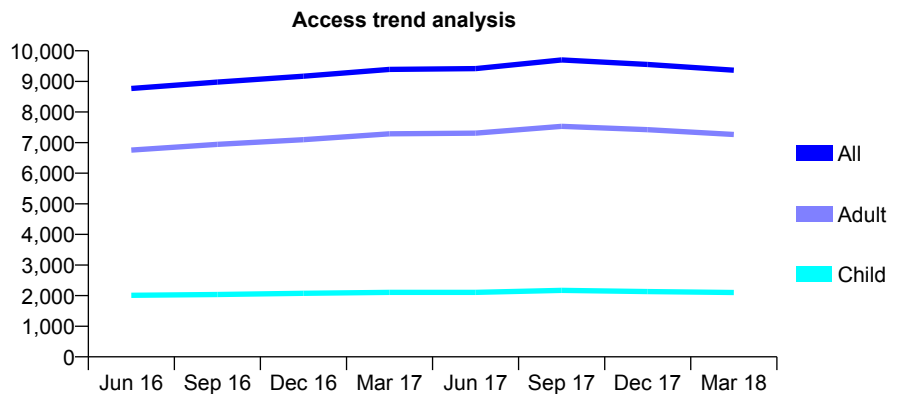
Q56 - Vital Signs At a Glance Contract Report for 179922/0001 - March 2018

Name or company name	Simply Smile Manor House
Contract type name	GDS Contract
Purpose of contract	General
Contract start date	01/04/2013
Contract end date	

17/18 Contracted general activity (UDA)	24,165
Carry forward general activity (UDA)	457
17/18 Contracted orthodontic activity (UOA)	0
Carry forward orthodontic activity (UOA)	0
Baseline contract value	£544,991.87

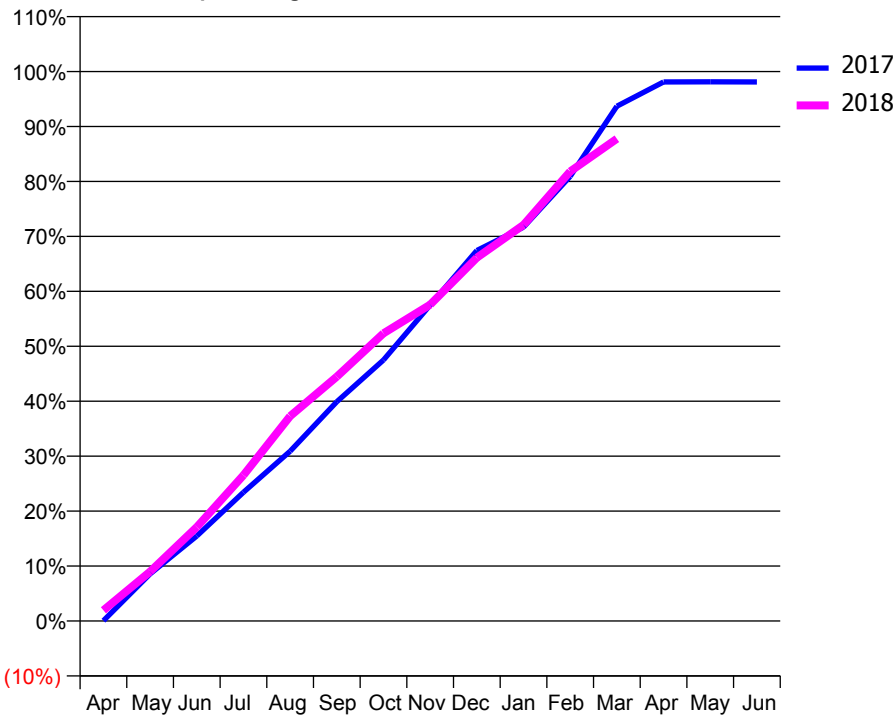
ACCESS*

Patients seen in 24 months	Total	Change since previous quarter
Quarter ending March 2017	9,393	
Quarter ending June 2017	9,418	→
Quarter ending September 2017	9,702	↑
Quarter ending December 2017	9,553	↓
Quarter ending March 2018	9,366	↓
Variance since March 2017	(0.3%)	→



ACTIVITY

Cumulative percentage of contracted UDA delivered 2017 & 2018



Month	Adjusted Scheduled Activity (UDA)	
	2017	2018
April	15	474
May	2,064	2,173
June	3,721	4,131
July	5,634	6,414
August	7,433	9,012
September	9,598	10,747
October	11,427	12,650
November	13,832	13,914
December	16,220	15,976
January	17,240	17,417
February	19,464	19,770
March	22,535	21,210
April	23,596	
May	23,600	
June	23,597	

QUALITY

	Quantity	Base Number	Contract	AT	Region	England
% of FP17s for the same patient ID Re-attending within 3 months - Children	204	3,010	6.8%	11.0%	11.6%	11.9%
% of FP17s for the same patient ID Re-attending within 3 months - Adults	1,299	8,984	14.5%	14.6%	15.4%	16.0%
% of FP17s for the same patient ID Re-attending between 3 & 9 months - Children	1,907	3,010	63.4%	59.6%	59.4%	58.3%
% of FP17s for the same patient ID Re-attending between 3 & 9 months - Adults	4,362	8,984	48.6%	48.5%	51.3%	50.3%
% of FP17s for Band 1 Urgent Courses	1,166	11,451	10.2%	9.4%	8.0%	9.1%
% of FP17s Relating to Free Repair or Replacements	134	11,451	1.2%	0.8%	0.8%	0.8%
% of FP17s Relating to Continuations	201	11,451	1.8%	1.1%	1.0%	1.0%
% of Patients satisfied with the dentistry they have received	8	9	N/A	92.3%	91.7%	91.5%
% of Patients satisfied with the time they had to wait for an appointment	7	9	N/A	87.4%	88.3%	87.9%

* This is based on patients treated on this contract for their most recent course of treatment. Figures in italics indicate the base number of FP17s or Patient Questionnaire responses are less than 100. N/A is shown where the base number of responses is less than 10 during the period. % is calculated as Quantity/Base number*100

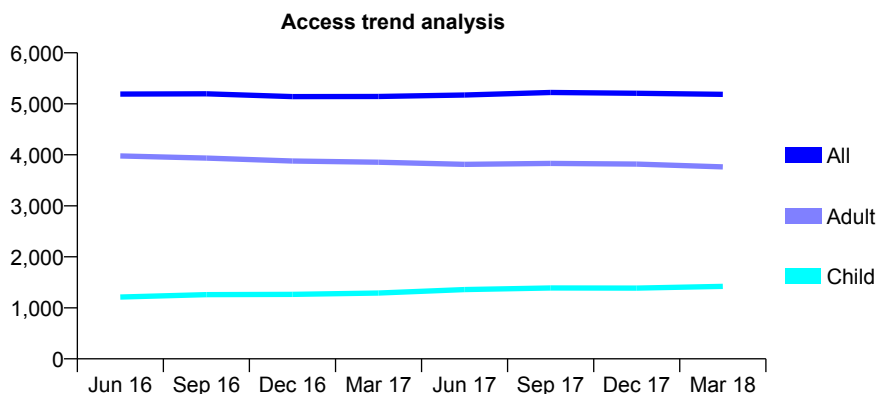
Q56 - Vital Signs At a Glance Contract Report for 181102/0001 - March 2018

Name or company name	Cambridge Street Dental Practice
Contract type name	GDS Contract
Purpose of contract	General
Contract start date	03/10/2011
Contract end date	

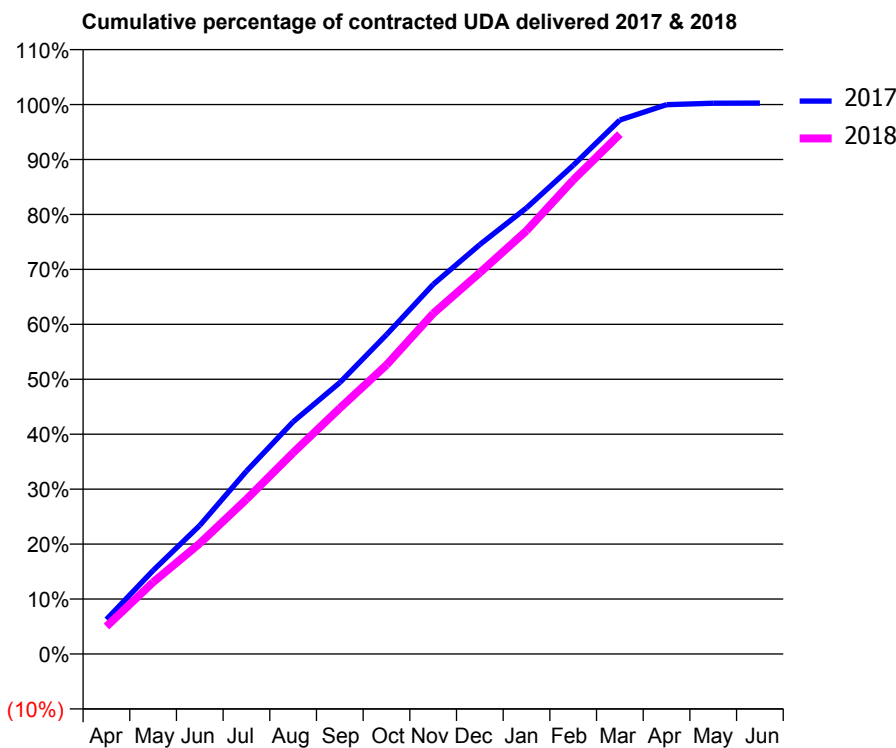
17/18 Contracted general activity (UDA)	16,000
Carry forward general activity (UDA)	-43
17/18 Contracted orthodontic activity (UOA)	0
Carry forward orthodontic activity (UOA)	0
Baseline contract value	£402,473.32

ACCESS*

Patients seen in 24 months	Total	Change since previous quarter
Quarter ending March 2017	5,144	
Quarter ending June 2017	5,172	→
Quarter ending September 2017	5,222	→
Quarter ending December 2017	5,207	→
Quarter ending March 2018	5,185	→
Variance since March 2017	0.8%	→



ACTIVITY



Month	Adjusted Scheduled Activity (UDA)	
	2017	2018
April	1,009	803
May	2,433	2,089
June	3,746	3,220
July	5,326	4,506
August	6,763	5,862
September	7,903	7,158
October	9,297	8,415
November	10,763	9,915
December	11,923	11,102
January	12,990	12,327
February	14,226	13,802
March	15,549	15,135
April	15,996	
May	16,036	
June	16,043	

QUALITY

	Quantity	Base Number	Contract	AT	Region	England
% of FP17s for the same patient ID Re-attending within 3 months - Children	130	2,174	6.0%	11.0%	11.6%	11.9%
% of FP17s for the same patient ID Re-attending within 3 months - Adults	506	5,308	9.5%	14.6%	15.4%	16.0%
% of FP17s for the same patient ID Re-attending between 3 & 9 months - Children	1,336	2,174	61.5%	59.6%	59.4%	58.3%
% of FP17s for the same patient ID Re-attending between 3 & 9 months - Adults	3,341	5,308	62.9%	48.5%	51.3%	50.3%
% of FP17s for Band 1 Urgent Courses	361	7,247	5.0%	9.4%	8.0%	9.1%
% of FP17s Relating to Free Repair or Replacements	16	7,247	0.2%	0.8%	0.8%	0.8%
% of FP17s Relating to Continuations	35	7,247	0.5%	1.1%	1.0%	1.0%
% of Patients satisfied with the dentistry they have received	7	7	N/A	92.3%	91.7%	91.5%
% of Patients satisfied with the time they had to wait for an appointment	7	7	N/A	87.4%	88.3%	87.9%

* This is based on patients treated on this contract for their most recent course of treatment. Figures in italics indicate the base number of FP17s or Patient Questionnaire responses are less than 100. N/A is shown where the base number of responses is less than 10 during the period. % is calculated as Quantity/Base number*100

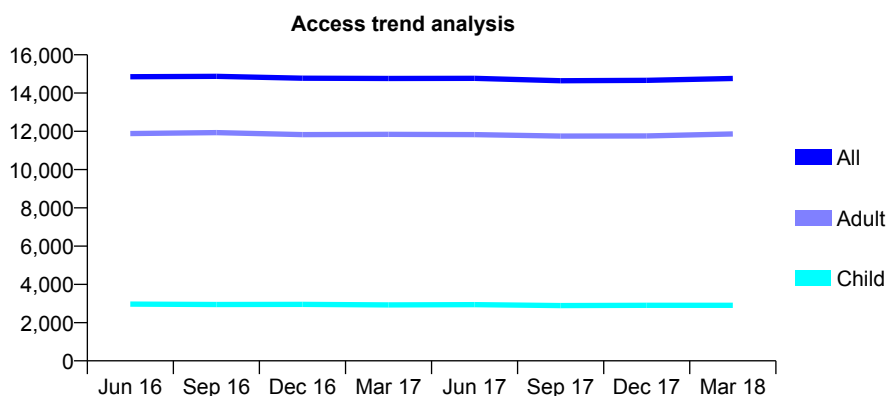
Q56 - Vital Signs At a Glance Contract Report for 182397/0001 - March 2018

Name or company name	Bank Bulidings Dental Practice
Contract type name	GDS Contract
Purpose of contract	General and Orthodontic
Contract start date	01/04/2011
Contract end date	

17/18 Contracted general activity (UDA)	40,973
Carry forward general activity (UDA)	-87
17/18 Contracted orthodontic activity (UOA)	3,067
Carry forward orthodontic activity (UOA)	-34
Baseline contract value	£1,139,529.86

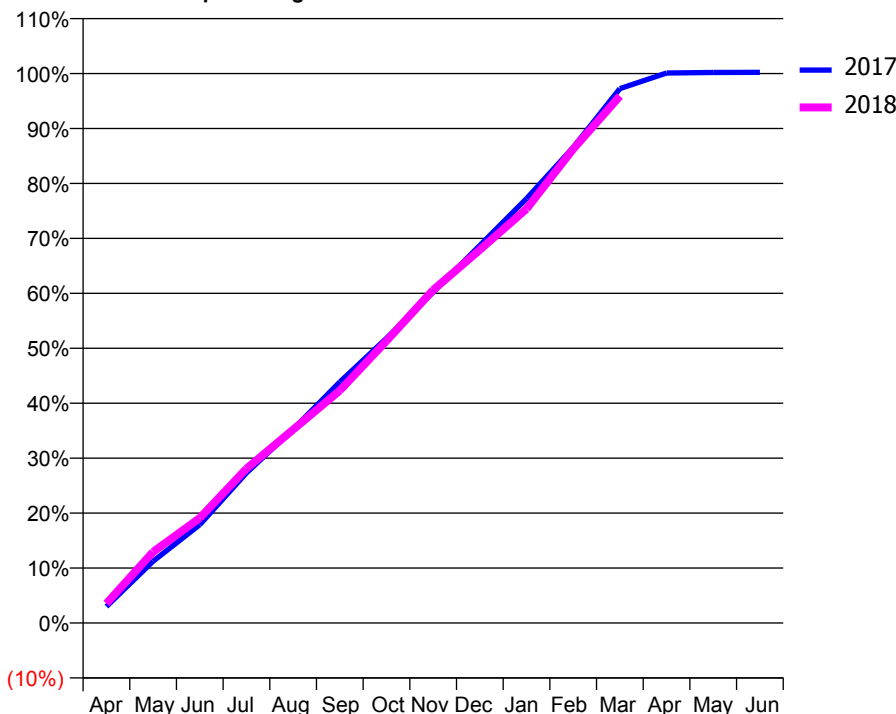
ACCESS*

Patients seen in 24 months	Total	Change since previous quarter
Quarter ending March 2017	14,764	
Quarter ending June 2017	14,768	→
Quarter ending September 2017	14,645	→
Quarter ending December 2017	14,666	→
Quarter ending March 2018	14,766	→
Variance since March 2017	0.0%	→



ACTIVITY

Cumulative percentage of contracted UDA delivered 2017 & 2018



Month	Adjusted Scheduled Activity (UDA)	
	2017	2018
April	1,228	1,457
May	4,607	5,302
June	7,330	7,825
July	11,195	11,513
August	14,439	14,423
September	17,969	17,337
October	21,235	21,033
November	24,676	24,837
December	28,149	27,821
January	31,644	30,879
February	35,458	35,342
March	39,847	39,284
April	41,008	
May	41,051	
June	41,060	

QUALITY

	Quantity	Base Number	Contract	AT	Region	England
% of FP17s for the same patient ID Re-attending within 3 months - Children	728	4,756	15.3%	11.0%	11.6%	11.9%
% of FP17s for the same patient ID Re-attending within 3 months - Adults	2,518	15,402	16.3%	14.6%	15.4%	16.0%
% of FP17s for the same patient ID Re-attending between 3 & 9 months - Children	2,380	4,756	50.0%	59.6%	59.4%	58.3%
% of FP17s for the same patient ID Re-attending between 3 & 9 months - Adults	5,792	15,402	37.6%	48.5%	51.3%	50.3%
% of FP17s for Band 1 Urgent Courses	1,380	18,682	7.4%	9.4%	8.0%	9.1%
% of FP17s Relating to Free Repair or Replacements	86	18,682	0.5%	0.8%	0.8%	0.8%
% of FP17s Relating to Continuations	297	18,682	1.6%	1.1%	1.0%	1.0%
% of Patients satisfied with the dentistry they have received	20	22	90.9%	92.3%	91.7%	91.5%
% of Patients satisfied with the time they had to wait for an appointment	19	22	86.4%	87.4%	88.3%	87.9%

* This is based on patients treated on this contract for their most recent course of treatment. Figures in italics indicate the base number of FP17s or Patient Questionnaire responses are less than 100. N/A is shown where the base number of responses is less than 10 during the period. % is calculated as Quantity/Base number*100

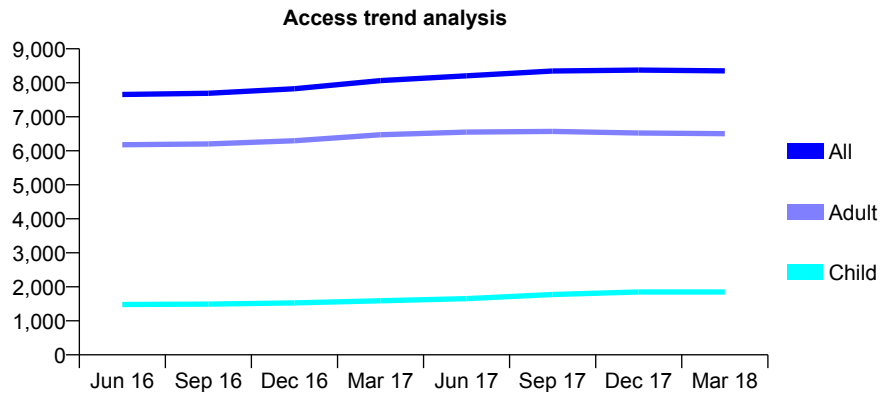
Q56 - Vital Signs At a Glance Contract Report for 183113/0001 - March 2018

Name or company name	Chokshi Ltd
Contract type name	GDS Contract
Purpose of contract	General
Contract start date	18/06/2012
Contract end date	

17/18 Contracted general activity (UDA)	21,607
Carry forward general activity (UDA)	376
17/18 Contracted orthodontic activity (UOA)	0
Carry forward orthodontic activity (UOA)	0
Baseline contract value	£580,722.47

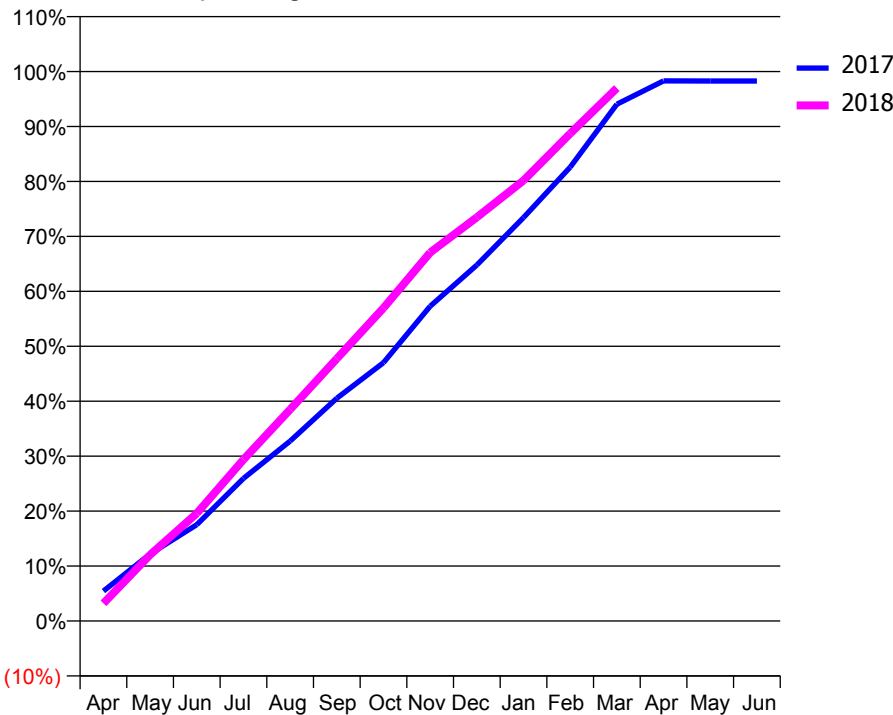
ACCESS*

Patients seen in 24 months	Total	Change since previous quarter
Quarter ending March 2017	8,064	
Quarter ending June 2017	8,204	→
Quarter ending September 2017	8,346	→
Quarter ending December 2017	8,374	→
Quarter ending March 2018	8,352	→
Variance since March 2017	3.6%	↑



ACTIVITY

Cumulative percentage of contracted UDA delivered 2017 & 2018



Month	Adjusted Scheduled Activity (UDA)	
	2017	2018
April	1,178	695
May	2,632	2,604
June	3,788	4,233
July	5,607	6,345
August	7,076	8,316
September	8,757	10,316
October	10,159	12,311
November	12,377	14,493
December	13,996	15,873
January	15,865	17,322
February	17,846	19,165
March	20,322	20,956
April	21,238	
May	21,232	
June	21,231	

QUALITY

	Quantity	Base Number	Contract	AT	Region	England
% of FP17s for the same patient ID Re-attending within 3 months - Children	263	3,269	8.0%	11.0%	11.6%	11.9%
% of FP17s for the same patient ID Re-attending within 3 months - Adults	1,431	9,538	15.0%	14.6%	15.4%	16.0%
% of FP17s for the same patient ID Re-attending between 3 & 9 months - Children	2,137	3,269	65.4%	59.6%	59.4%	58.3%
% of FP17s for the same patient ID Re-attending between 3 & 9 months - Adults	5,447	9,538	57.1%	48.5%	51.3%	50.3%
% of FP17s for Band 1 Urgent Courses	831	11,451	7.3%	9.4%	8.0%	9.1%
% of FP17s Relating to Free Repair or Replacements	37	11,451	0.3%	0.8%	0.8%	0.8%
% of FP17s Relating to Continuations	61	11,451	0.5%	1.1%	1.0%	1.0%
% of Patients satisfied with the dentistry they have received	14	14	100.0%	92.3%	91.7%	91.5%
% of Patients satisfied with the time they had to wait for an appointment	14	14	100.0%	87.4%	88.3%	87.9%

* This is based on patients treated on this contract for their most recent course of treatment. Figures in italics indicate the base number of FP17s or Patient Questionnaire responses are less than 100. N/A is shown where the base number of responses is less than 10 during the period. % is calculated as Quantity/Base number*100

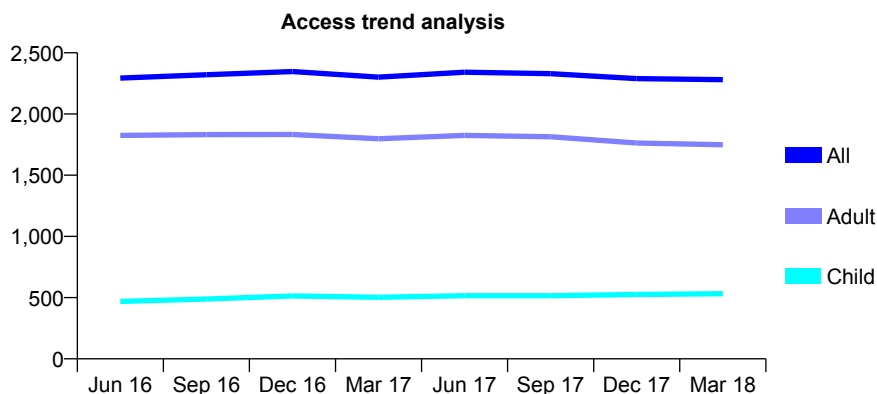
Q56 - Vital Signs At a Glance Contract Report for 183946/0001 - March 2018

Name or company name	Woodbridge Dental Surgery Limited
Contract type name	GDS Contract
Purpose of contract	General
Contract start date	01/04/2010
Contract end date	

17/18 Contracted general activity (UDA)	6,571
Carry forward general activity (UDA)	-16
17/18 Contracted orthodontic activity (UOA)	0
Carry forward orthodontic activity (UOA)	0
Baseline contract value	£153,245.00

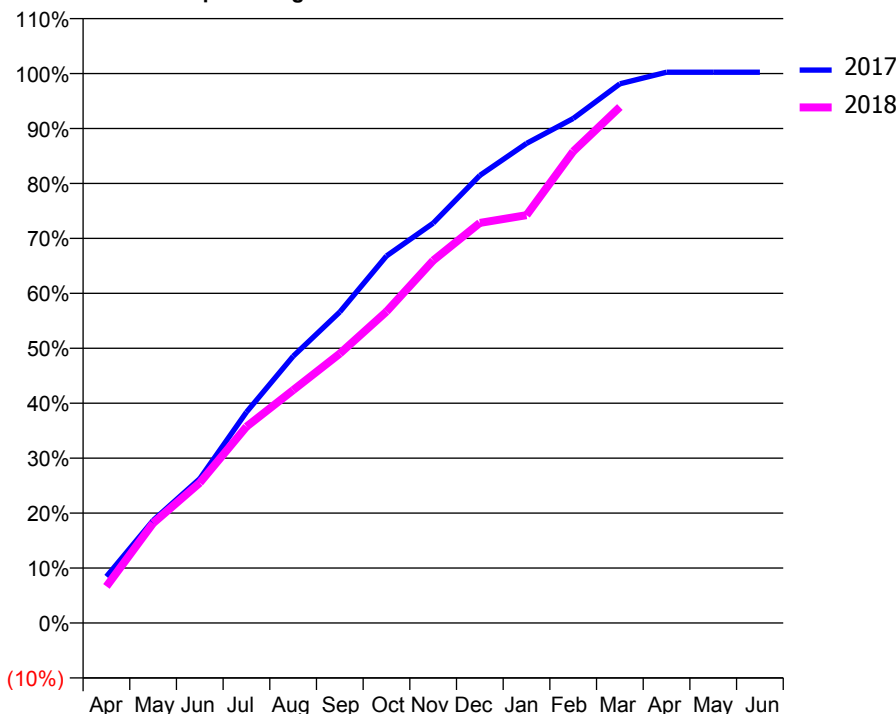
ACCESS*

Patients seen in 24 months	Total	Change since previous quarter
Quarter ending March 2017	2,301	
Quarter ending June 2017	2,341	→
Quarter ending September 2017	2,330	→
Quarter ending December 2017	2,289	↓
Quarter ending March 2018	2,281	→
Variance since March 2017	(0.9%)	→



ACTIVITY

Cumulative percentage of contracted UDA delivered 2017 & 2018



Month	Adjusted Scheduled Activity (UDA)	
	2017	2018
April	556	438
May	1,228	1,193
June	1,727	1,676
July	2,522	2,348
August	3,189	2,784
September	3,719	3,221
October	4,389	3,724
November	4,781	4,335
December	5,352	4,785
January	5,735	4,877
February	6,033	5,639
March	6,447	6,170
April	6,587	
May	6,587	
June	6,587	

QUALITY

	Quantity	Base Number	Contract	AT	Region	England
% of FP17s for the same patient ID Re-attending within 3 months - Children	57	818	7.0%	11.0%	11.6%	11.9%
% of FP17s for the same patient ID Re-attending within 3 months - Adults	270	2,370	11.4%	14.6%	15.4%	16.0%
% of FP17s for the same patient ID Re-attending between 3 & 9 months - Children	508	818	62.1%	59.6%	59.4%	58.3%
% of FP17s for the same patient ID Re-attending between 3 & 9 months - Adults	1,434	2,370	60.5%	48.5%	51.3%	50.3%
% of FP17s for Band 1 Urgent Courses	224	3,077	7.3%	9.4%	8.0%	9.1%
% of FP17s Relating to Free Repair or Replacements	12	3,077	0.4%	0.8%	0.8%	0.8%
% of FP17s Relating to Continuations	21	3,077	0.7%	1.1%	1.0%	1.0%
% of Patients satisfied with the dentistry they have received	7	7	N/A	92.3%	91.7%	91.5%
% of Patients satisfied with the time they had to wait for an appointment	7	7	N/A	87.4%	88.3%	87.9%

* This is based on patients treated on this contract for their most recent course of treatment. Figures in italics indicate the base number of FP17s or Patient Questionnaire responses are less than 100. N/A is shown where the base number of responses is less than 10 during the period. % is calculated as Quantity/Base number*100

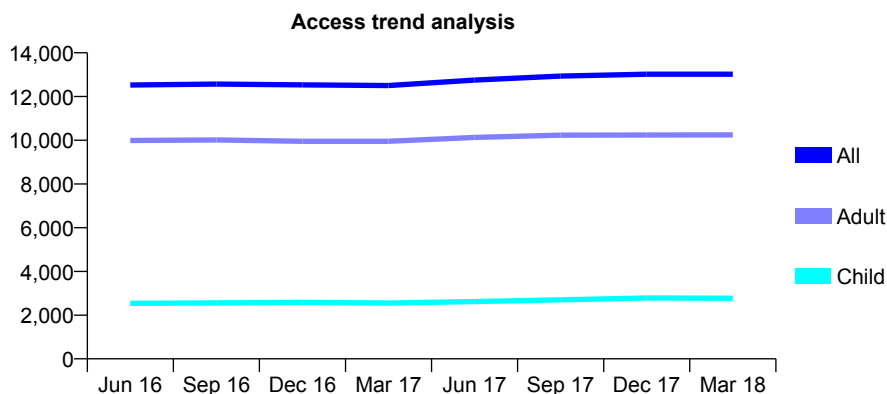
Q56 - Vital Signs At a Glance Contract Report for 184624/0001 - March 2018

Name or company name	DMJ Norwich Limited
Contract type name	GDS Contract
Purpose of contract	General
Contract start date	01/04/2013
Contract end date	

17/18 Contracted general activity (UDA)	37,546
Carry forward general activity (UDA)	1,449
17/18 Contracted orthodontic activity (UOA)	0
Carry forward orthodontic activity (UOA)	0
Baseline contract value	£1,060,166.09

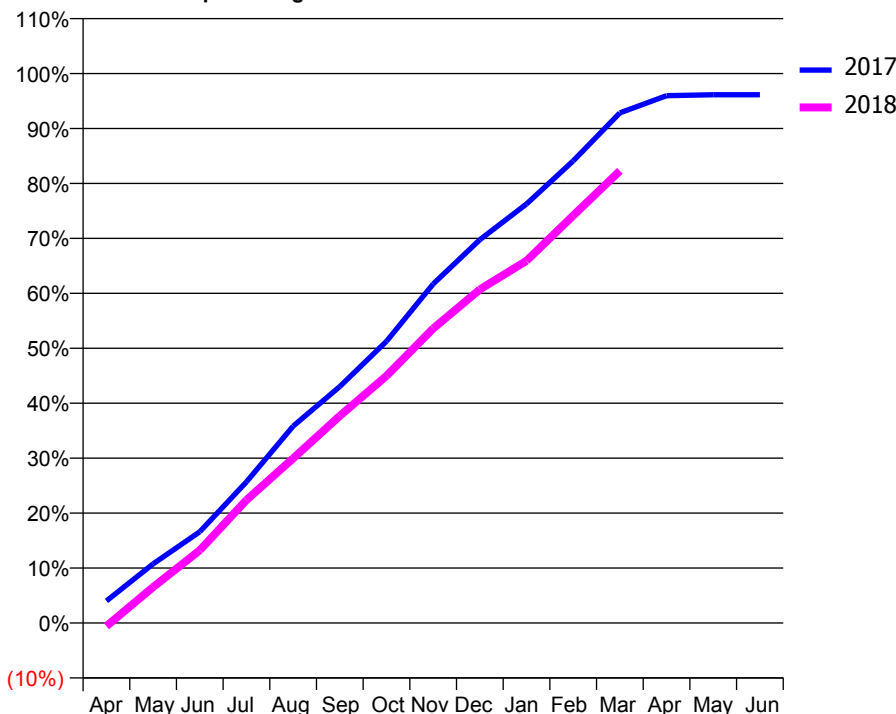
ACCESS*

Patients seen in 24 months	Total	Change since previous quarter
Quarter ending March 2017	12,505	
Quarter ending June 2017	12,750	→
Quarter ending September 2017	12,935	→
Quarter ending December 2017	13,023	→
Quarter ending March 2018	13,020	→
Variance since March 2017	4.1%	↑



ACTIVITY

Cumulative percentage of contracted UDA delivered 2017 & 2018



Month	Adjusted Scheduled Activity (UDA)	
	2017	2018
April	1,507	-219
May	4,036	2,453
June	6,238	4,967
July	9,649	8,409
August	13,456	11,243
September	16,162	14,150
October	19,247	16,891
November	23,164	20,124
December	26,193	22,788
January	28,634	24,750
February	31,575	27,839
March	34,851	30,888
April	36,032	
May	36,099	
June	36,097	

QUALITY

	Quantity	Base Number	Contract	AT	Region	England
% of FP17s for the same patient ID Re-attending within 3 months - Children	195	3,604	5.4%	11.0%	11.6%	11.9%
% of FP17s for the same patient ID Re-attending within 3 months - Adults	1,427	12,818	11.1%	14.6%	15.4%	16.0%
% of FP17s for the same patient ID Re-attending between 3 & 9 months - Children	1,742	3,604	48.3%	59.6%	59.4%	58.3%
% of FP17s for the same patient ID Re-attending between 3 & 9 months - Adults	5,957	12,818	46.5%	48.5%	51.3%	50.3%
% of FP17s for Band 1 Urgent Courses	1,020	15,920	6.4%	9.4%	8.0%	9.1%
% of FP17s Relating to Free Repair or Replacements	63	15,920	0.4%	0.8%	0.8%	0.8%
% of FP17s Relating to Continuations	251	15,920	1.6%	1.1%	1.0%	1.0%
% of Patients satisfied with the dentistry they have received	11	11	100.0%	92.3%	91.7%	91.5%
% of Patients satisfied with the time they had to wait for an appointment	11	11	100.0%	87.4%	88.3%	87.9%

* This is based on patients treated on this contract for their most recent course of treatment. Figures in italics indicate the base number of FP17s or Patient Questionnaire responses are less than 100. N/A is shown where the base number of responses is less than 10 during the period. % is calculated as Quantity/Base number*100

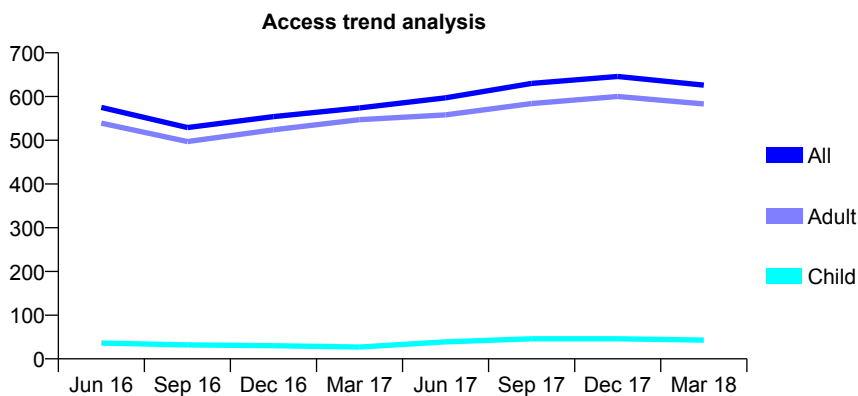
Q56 - Vital Signs At a Glance Contract Report for 184624/0002 - March 2018

Name or company name	DMJ Norwich Limited
Contract type name	PDS Contract
Purpose of contract	General
Contract start date	01/04/2013
Contract end date	31/03/2019

17/18 Contracted general activity (UDA)	3,380
Carry forward general activity (UDA)	0
17/18 Contracted orthodontic activity (UOA)	0
Carry forward orthodontic activity (UOA)	0
Baseline contract value	£573,502.94

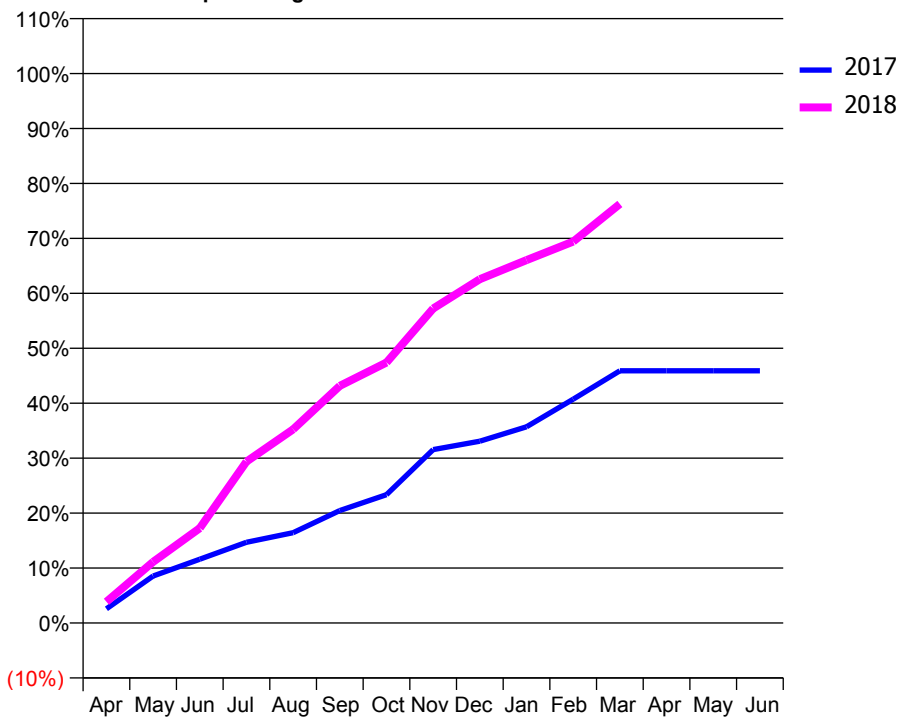
ACCESS*

Patients seen in 24 months	Total	Change since previous quarter
Quarter ending March 2017	574	
Quarter ending June 2017	597	↑
Quarter ending September 2017	630	↑
Quarter ending December 2017	646	↑
Quarter ending March 2018	626	↓
Variance since March 2017	9.1%	↑



ACTIVITY

Cumulative percentage of contracted UDA delivered 2017 & 2018



Month	Adjusted Scheduled Activity (UDA)	
	2017	2018
April	117	131
May	387	376
June	526	583
July	665	993
August	744	1,191
September	927	1,458
October	1,057	1,602
November	1,429	1,935
December	1,498	2,115
January	1,616	2,233
February	1,844	2,347
March	2,078	2,578
April	2,078	
May	2,078	
June	2,078	

QUALITY

	Quantity	Base Number	Contract	AT	Region	England
% of FP17s for the same patient ID Re-attending within 3 months - Children	0	76	0.0%	11.0%	11.6%	11.9%
% of FP17s for the same patient ID Re-attending within 3 months - Adults	5	798	0.6%	14.6%	15.4%	16.0%
% of FP17s for the same patient ID Re-attending between 3 & 9 months - Children	0	76	0.0%	59.6%	59.4%	58.3%
% of FP17s for the same patient ID Re-attending between 3 & 9 months - Adults	5	798	0.6%	48.5%	51.3%	50.3%
% of FP17s for Band 1 Urgent Courses	3	873	0.3%	9.4%	8.0%	9.1%
% of FP17s Relating to Free Repair or Replacements	0	873	0.0%	0.8%	0.8%	0.8%
% of FP17s Relating to Continuations	3	873	0.3%	1.1%	1.0%	1.0%
% of Patients satisfied with the dentistry they have received	0	0	N/A	92.3%	91.7%	91.5%
% of Patients satisfied with the time they had to wait for an appointment	0	0	N/A	87.4%	88.3%	87.9%

* This is based on patients treated on this contract for their most recent course of treatment. Figures in italics indicate the base number of FP17s or Patient Questionnaire responses are less than 100. N/A is shown where the base number of responses is less than 10 during the period. % is calculated as Quantity/Base number*100

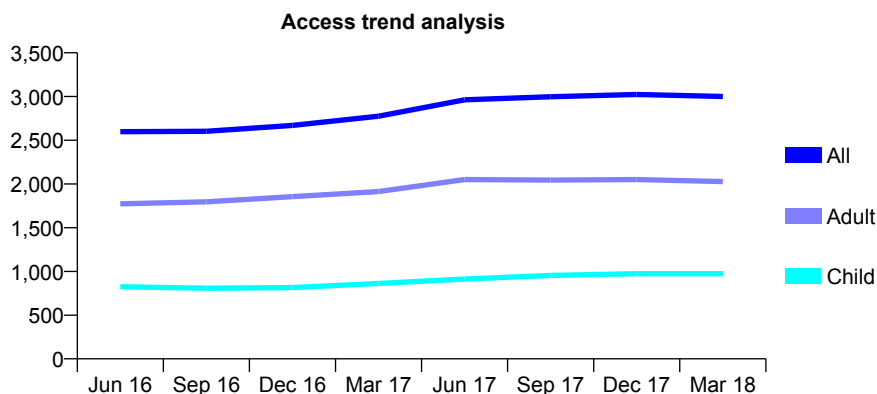
Q56 - Vital Signs At a Glance Contract Report for 185272/0001 - March 2018

Name or company name	Bridge House Dental Practice
Contract type name	GDS Contract
Purpose of contract	General
Contract start date	01/11/2012
Contract end date	

17/18 Contracted general activity (UDA)	5,905
Carry forward general activity (UDA)	-118
17/18 Contracted orthodontic activity (UOA)	0
Carry forward orthodontic activity (UOA)	0
Baseline contract value	£128,102.40

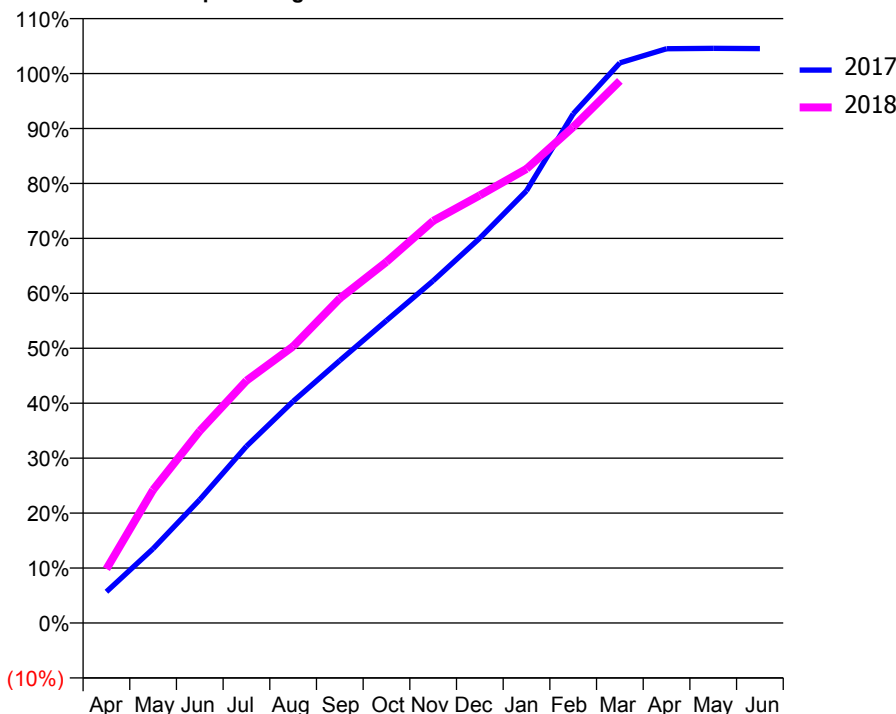
ACCESS*

Patients seen in 24 months	Total	Change since previous quarter
Quarter ending March 2017	2,775	
Quarter ending June 2017	2,962	↑
Quarter ending September 2017	2,998	→
Quarter ending December 2017	3,024	→
Quarter ending March 2018	3,001	→
Variance since March 2017	8.1%	↑



ACTIVITY

Cumulative percentage of contracted UDA delivered 2017 & 2018



Month	Adjusted Scheduled Activity (UDA)	
	2017	2018
April	336	581
May	798	1,431
June	1,326	2,064
July	1,900	2,605
August	2,382	2,973
September	2,821	3,488
October	3,251	3,881
November	3,677	4,322
December	4,136	4,596
January	4,645	4,879
February	5,471	5,329
March	6,020	5,826
April	6,172	
May	6,175	
June	6,173	

QUALITY

	Quantity	Base Number	Contract	AT	Region	England
% of FP17s for the same patient ID Re-attending within 3 months - Children	106	1,558	6.8%	11.0%	11.6%	11.9%
% of FP17s for the same patient ID Re-attending within 3 months - Adults	229	1,826	12.5%	14.6%	15.4%	16.0%
% of FP17s for the same patient ID Re-attending between 3 & 9 months - Children	964	1,558	61.9%	59.6%	59.4%	58.3%
% of FP17s for the same patient ID Re-attending between 3 & 9 months - Adults	791	1,826	43.3%	48.5%	51.3%	50.3%
% of FP17s for Band 1 Urgent Courses	278	3,288	8.5%	9.4%	8.0%	9.1%
% of FP17s Relating to Free Repair or Replacements	27	3,288	0.8%	0.8%	0.8%	0.8%
% of FP17s Relating to Continuations	8	3,288	0.2%	1.1%	1.0%	1.0%
% of Patients satisfied with the dentistry they have received	0	0	N/A	92.3%	91.7%	91.5%
% of Patients satisfied with the time they had to wait for an appointment	0	0	N/A	87.4%	88.3%	87.9%

* This is based on patients treated on this contract for their most recent course of treatment. Figures in italics indicate the base number of FP17s or Patient Questionnaire responses are less than 100. N/A is shown where the base number of responses is less than 10 during the period. % is calculated as Quantity/Base number*100

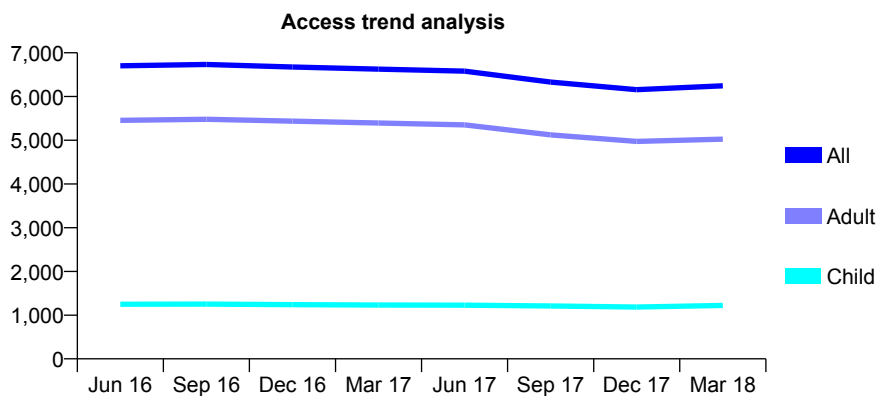
Q56 - Vital Signs At a Glance Contract Report for 185361/0001 - March 2018

Name or company name	Diss Dental Health Centre Limited
Contract type name	GDS Contract
Purpose of contract	General
Contract start date	01/04/2010
Contract end date	

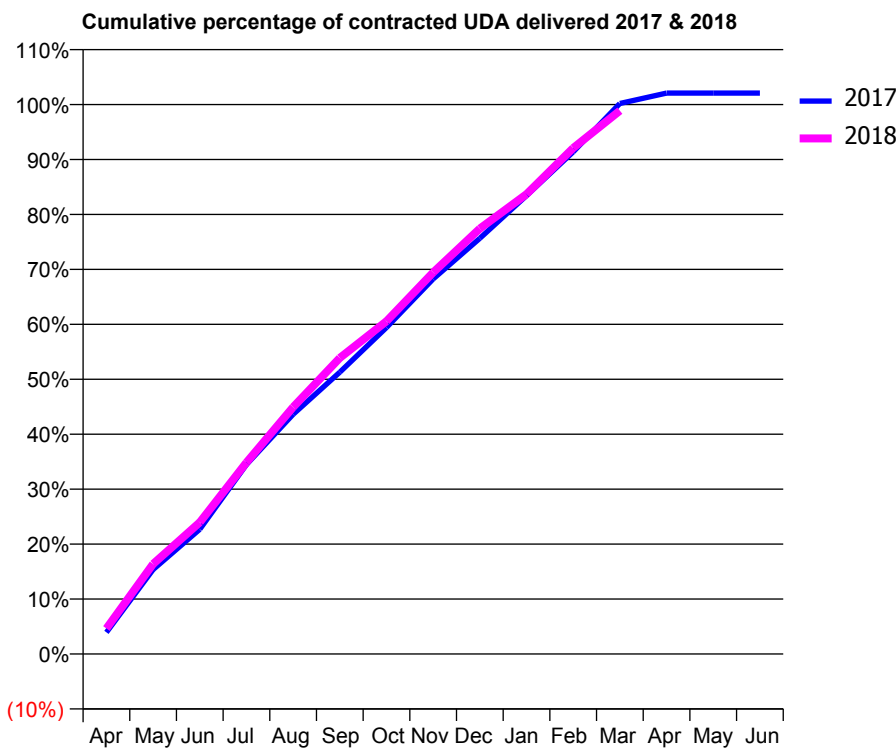
17/18 Contracted general activity (UDA)	17,060
Carry forward general activity (UDA)	-341
17/18 Contracted orthodontic activity (UOA)	0
Carry forward orthodontic activity (UOA)	0
Baseline contract value	£445,676.74

ACCESS*

Patients seen in 24 months	Total	Change since previous quarter
Quarter ending March 2017	6,627	
Quarter ending June 2017	6,581	→
Quarter ending September 2017	6,331	↓
Quarter ending December 2017	6,158	↓
Quarter ending March 2018	6,246	→
Variance since March 2017	(5.7%)	↓



ACTIVITY



Month	Adjusted Scheduled Activity (UDA)	
	2017	2018
April	673	794
May	2,622	2,798
June	3,873	4,089
July	5,882	5,947
August	7,442	7,666
September	8,751	9,191
October	10,139	10,332
November	11,646	11,845
December	12,907	13,209
January	14,232	14,277
February	15,588	15,709
March	17,092	16,868
April	17,413	
May	17,413	
June	17,413	

QUALITY

	Quantity	Base Number	Contract	AT	Region	England
% of FP17s for the same patient ID Re-attending within 3 months - Children	83	1,533	5.4%	11.0%	11.6%	11.9%
% of FP17s for the same patient ID Re-attending within 3 months - Adults	710	5,946	11.9%	14.6%	15.4%	16.0%
% of FP17s for the same patient ID Re-attending between 3 & 9 months - Children	816	1,533	53.2%	59.6%	59.4%	58.3%
% of FP17s for the same patient ID Re-attending between 3 & 9 months - Adults	2,727	5,946	45.9%	48.5%	51.3%	50.3%
% of FP17s for Band 1 Urgent Courses	501	7,387	6.8%	9.4%	8.0%	9.1%
% of FP17s Relating to Free Repair or Replacements	52	7,387	0.7%	0.8%	0.8%	0.8%
% of FP17s Relating to Continuations	66	7,387	0.9%	1.1%	1.0%	1.0%
% of Patients satisfied with the dentistry they have received	8	11	72.7%	92.3%	91.7%	91.5%
% of Patients satisfied with the time they had to wait for an appointment	9	11	81.8%	87.4%	88.3%	87.9%

* This is based on patients treated on this contract for their most recent course of treatment. Figures in italics indicate the base number of FP17s or Patient Questionnaire responses are less than 100. N/A is shown where the base number of responses is less than 10 during the period. % is calculated as Quantity/Base number*100

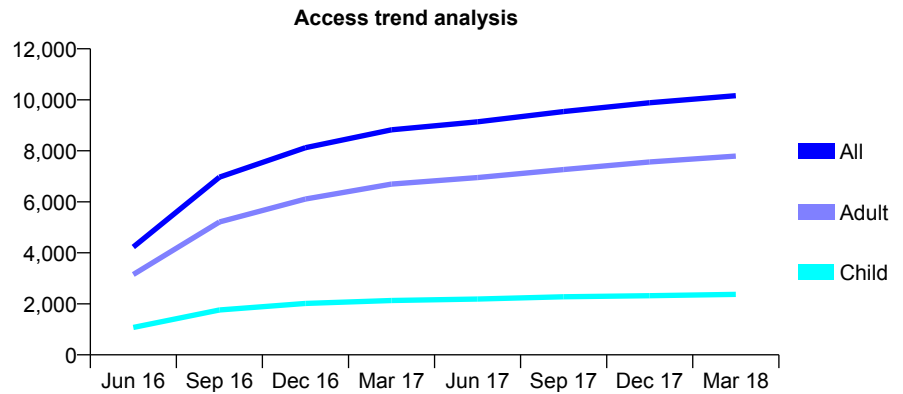
Q56 - Vital Signs At a Glance Contract Report for 185434/0001 - March 2018

Name or company name	Priory Park Dental Practice
Contract type name	GDS Contract
Purpose of contract	General
Contract start date	01/01/2016
Contract end date	

17/18 Contracted general activity (UDA)	28,201
Carry forward general activity (UDA)	321
17/18 Contracted orthodontic activity (UOA)	0
Carry forward orthodontic activity (UOA)	0
Baseline contract value	£964,959.59

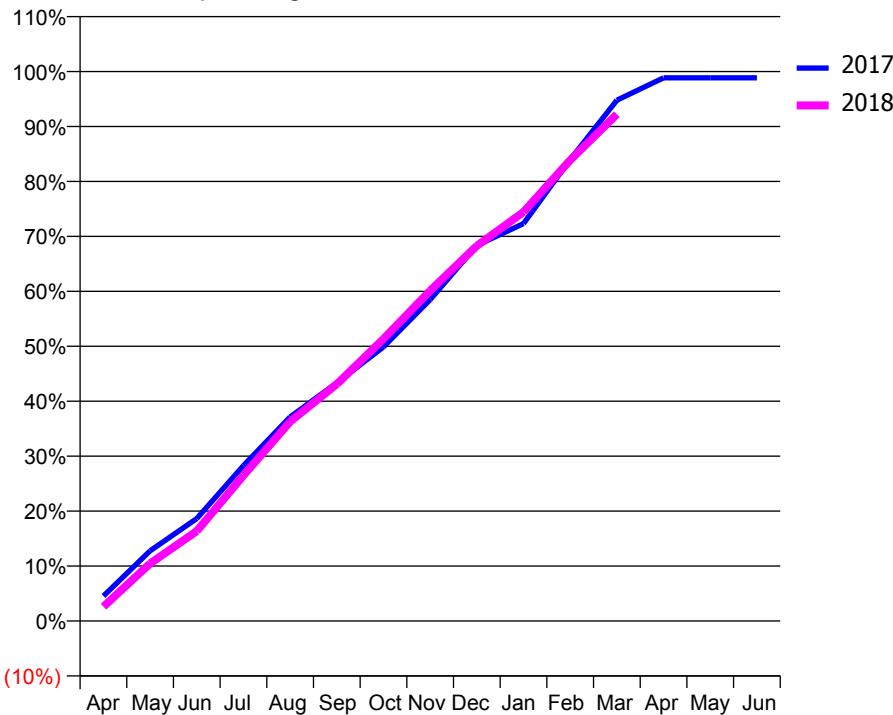
ACCESS*

Patients seen in 24 months	Total	Change since previous quarter
Quarter ending March 2017	8,826	
Quarter ending June 2017	9,139	↑
Quarter ending September 2017	9,541	↑
Quarter ending December 2017	9,883	↑
Quarter ending March 2018	10,163	↑
Variance since March 2017	15.1%	↑



ACTIVITY

Cumulative percentage of contracted UDA delivered 2017 & 2018



Month	Adjusted Scheduled Activity (UDA)	
	2017	2018
April	1,282	739
May	3,601	2,954
June	5,258	4,616
July	7,975	7,470
August	10,474	10,235
September	12,223	12,158
October	14,066	14,480
November	16,495	16,952
December	19,275	19,253
January	20,399	20,995
February	23,681	23,656
March	26,725	26,008
April	27,877	
May	27,879	
June	27,880	

QUALITY

	Quantity	Base Number	Contract	AT	Region	England
% of FP17s for the same patient ID Re-attending within 3 months - Children	247	3,807	6.5%	11.0%	11.6%	11.9%
% of FP17s for the same patient ID Re-attending within 3 months - Adults	1,664	11,894	14.0%	14.6%	15.4%	16.0%
% of FP17s for the same patient ID Re-attending between 3 & 9 months - Children	2,507	3,807	65.9%	59.6%	59.4%	58.3%
% of FP17s for the same patient ID Re-attending between 3 & 9 months - Adults	7,371	11,894	62.0%	48.5%	51.3%	50.3%
% of FP17s for Band 1 Urgent Courses	1,070	15,195	7.0%	9.4%	8.0%	9.1%
% of FP17s Relating to Free Repair or Replacements	38	15,195	0.3%	0.8%	0.8%	0.8%
% of FP17s Relating to Continuations	244	15,195	1.6%	1.1%	1.0%	1.0%
% of Patients satisfied with the dentistry they have received	9	9	N/A	92.3%	91.7%	91.5%
% of Patients satisfied with the time they had to wait for an appointment	6	9	N/A	87.4%	88.3%	87.9%

* This is based on patients treated on this contract for their most recent course of treatment. Figures in italics indicate the base number of FP17s or Patient Questionnaire responses are less than 100. N/A is shown where the base number of responses is less than 10 during the period. % is calculated as Quantity/Base number*100

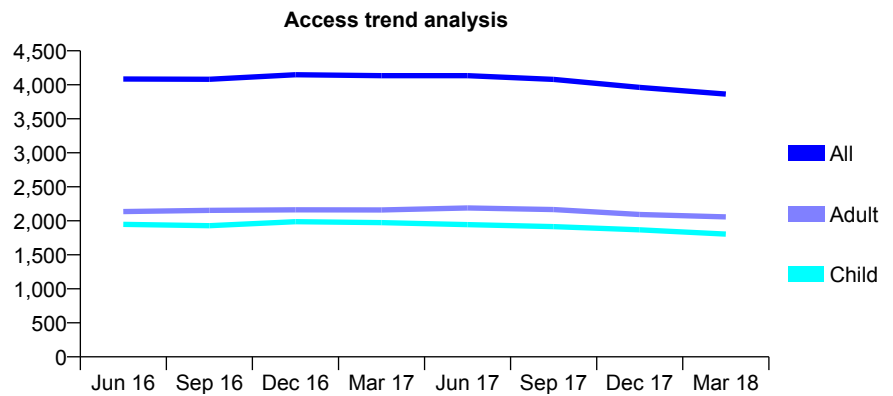
Q56 - Vital Signs At a Glance Contract Report for 185671/0001 - March 2018

Name or company name	Community Dental Services CIC
Contract type name	PDS Contract
Purpose of contract	General
Contract start date	01/10/2012
Contract end date	31/03/2019

17/18 Contracted general activity (UDA)	9,183
Carry forward general activity (UDA)	0
17/18 Contracted orthodontic activity (UOA)	0
Carry forward orthodontic activity (UOA)	0
Baseline contract value	£1,489,070.00

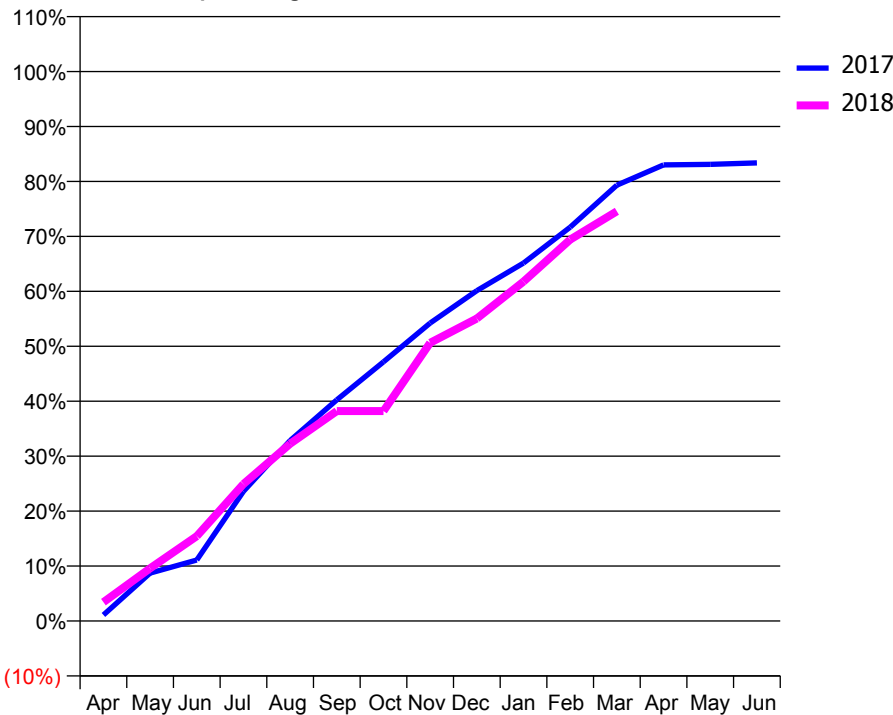
ACCESS*

Patients seen in 24 months	Total	Change since previous quarter
Quarter ending March 2017	4,134	
Quarter ending June 2017	4,135	→
Quarter ending September 2017	4,079	↓
Quarter ending December 2017	3,961	↓
Quarter ending March 2018	3,863	↓
Variance since March 2017	(6.6%)	↓



ACTIVITY

Cumulative percentage of contracted UDA delivered 2017 & 2018



Month	Adjusted Scheduled Activity (UDA)	
	2017	2018
April	102	314
May	801	882
June	1,021	1,418
July	2,167	2,290
August	3,017	2,963
September	3,695	3,509
October	4,332	3,509
November	4,979	4,651
December	5,521	5,055
January	5,982	5,673
February	6,582	6,374
March	7,284	6,847
April	7,623	
May	7,632	
June	7,656	

QUALITY

	Quantity	Base Number	Contract	AT	Region	England
% of FP17s for the same patient ID Re-attending within 3 months - Children	199	2,635	7.6%	11.0%	11.6%	11.9%
% of FP17s for the same patient ID Re-attending within 3 months - Adults	299	2,506	11.9%	14.6%	15.4%	16.0%
% of FP17s for the same patient ID Re-attending between 3 & 9 months - Children	1,277	2,635	48.5%	59.6%	59.4%	58.3%
% of FP17s for the same patient ID Re-attending between 3 & 9 months - Adults	1,349	2,506	53.8%	48.5%	51.3%	50.3%
% of FP17s for Band 1 Urgent Courses	242	4,451	5.4%	9.4%	8.0%	9.1%
% of FP17s Relating to Free Repair or Replacements	7	4,451	0.2%	0.8%	0.8%	0.8%
% of FP17s Relating to Continuations	47	4,451	1.1%	1.1%	1.0%	1.0%
% of Patients satisfied with the dentistry they have received	11	11	100.0%	92.3%	91.7%	91.5%
% of Patients satisfied with the time they had to wait for an appointment	9	11	81.8%	87.4%	88.3%	87.9%

* This is based on patients treated on this contract for their most recent course of treatment. Figures in italics indicate the base number of FP17s or Patient Questionnaire responses are less than 100. N/A is shown where the base number of responses is less than 10 during the period. % is calculated as Quantity/Base number*100

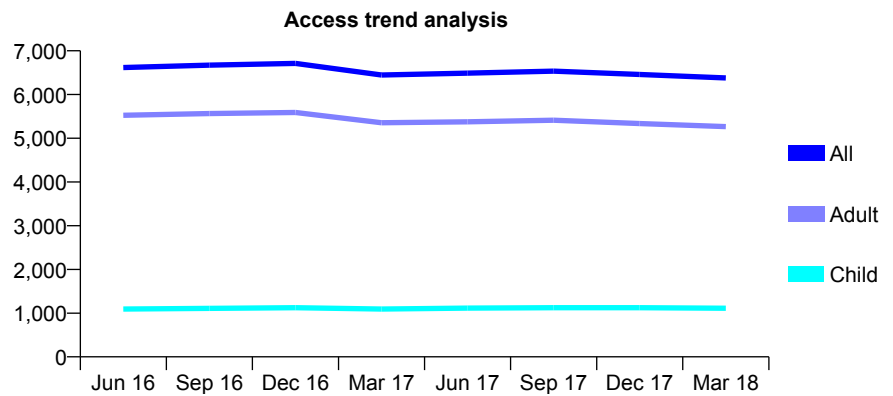
Q56 - Vital Signs At a Glance Contract Report for 185787/0001 - March 2018

Name or company name	Compass Clinic Limited
Contract type name	PDS Plus Contract
Purpose of contract	General
Contract start date	01/05/2010
Contract end date	31/03/2019

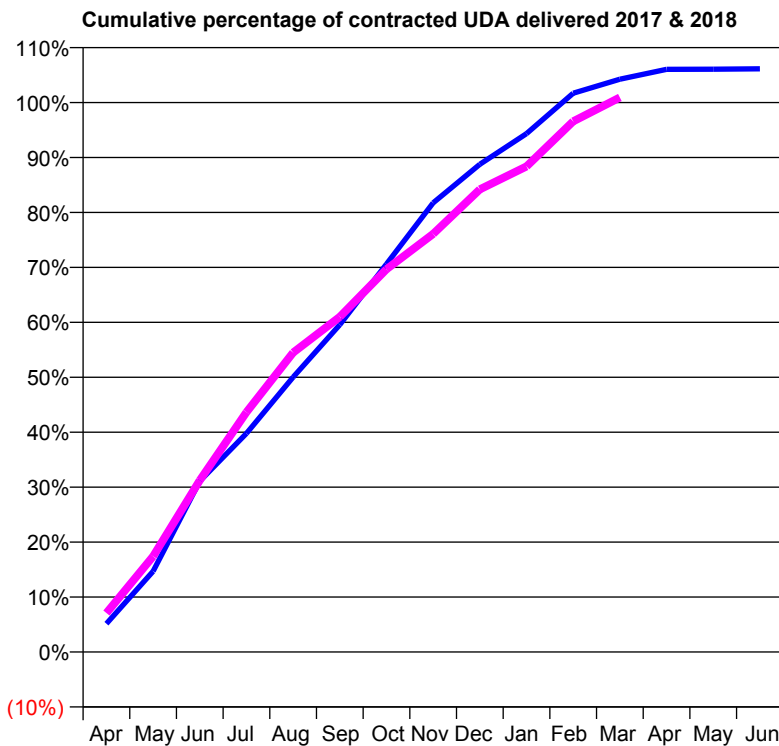
17/18 Contracted general activity (UDA)	21,000
Carry forward general activity (UDA)	-420
17/18 Contracted orthodontic activity (UOA)	0
Carry forward orthodontic activity (UOA)	0
Baseline contract value	£583,890.64

ACCESS*

Patients seen in 24 months	Total	Change since previous quarter
Quarter ending March 2017	6,447	
Quarter ending June 2017	6,489	→
Quarter ending September 2017	6,536	→
Quarter ending December 2017	6,458	↓
Quarter ending March 2018	6,378	↓
Variance since March 2017	(1.1%)	↓



ACTIVITY



Month	Adjusted Scheduled Activity (UDA)	
	2017	2018
April	1,085	1,490
May	3,085	3,654
June	6,528	6,562
July	8,355	9,167
August	10,503	11,441
September	12,510	12,807
October	14,828	14,626
November	17,165	15,979
December	18,638	17,681
January	19,810	18,559
February	21,354	20,281
March	21,892	21,192
April	22,265	
May	22,274	
June	22,290	

QUALITY

	Quantity	Base Number	Contract	AT	Region	England
% of FP17s for the same patient ID Re-attending within 3 months - Children	118	1,462	8.1%	11.0%	11.6%	11.9%
% of FP17s for the same patient ID Re-attending within 3 months - Adults	1,560	7,672	20.3%	14.6%	15.4%	16.0%
% of FP17s for the same patient ID Re-attending between 3 & 9 months - Children	674	1,462	46.1%	59.6%	59.4%	58.3%
% of FP17s for the same patient ID Re-attending between 3 & 9 months - Adults	3,133	7,672	40.8%	48.5%	51.3%	50.3%
% of FP17s for Band 1 Urgent Courses	1,110	8,950	12.4%	9.4%	8.0%	9.1%
% of FP17s Relating to Free Repair or Replacements	317	8,950	3.5%	0.8%	0.8%	0.8%
% of FP17s Relating to Continuations	173	8,950	1.9%	1.1%	1.0%	1.0%
% of Patients satisfied with the dentistry they have received	5	6	N/A	92.3%	91.7%	91.5%
% of Patients satisfied with the time they had to wait for an appointment	5	6	N/A	87.4%	88.3%	87.9%

* This is based on patients treated on this contract for their most recent course of treatment. Figures in italics indicate the base number of FP17s or Patient Questionnaire responses are less than 100. N/A is shown where the base number of responses is less than 10 during the period. % is calculated as Quantity/Base number*100

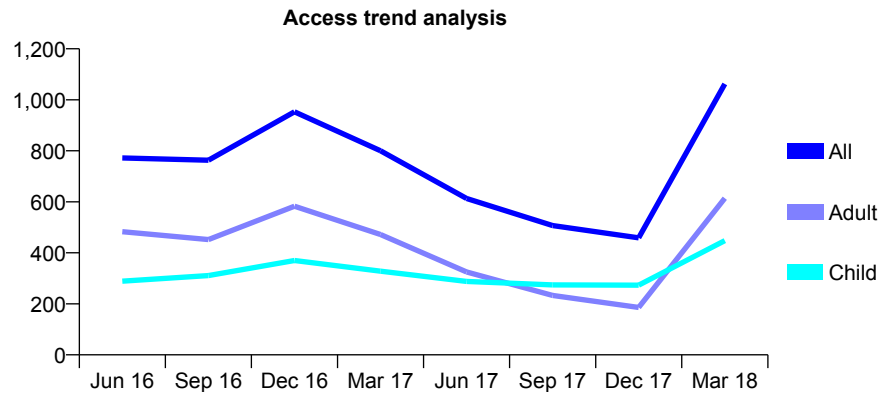
Q56 - Vital Signs At a Glance Contract Report for 187941/0001 - March 2018

Name or company name	Onefiveseven Partnership
Contract type name	GDS Contract
Purpose of contract	General
Contract start date	12/10/2009
Contract end date	

17/18 Contracted general activity (UDA)	1,735
Carry forward general activity (UDA)	-35
17/18 Contracted orthodontic activity (UOA)	0
Carry forward orthodontic activity (UOA)	0
Baseline contract value	£42,926.52

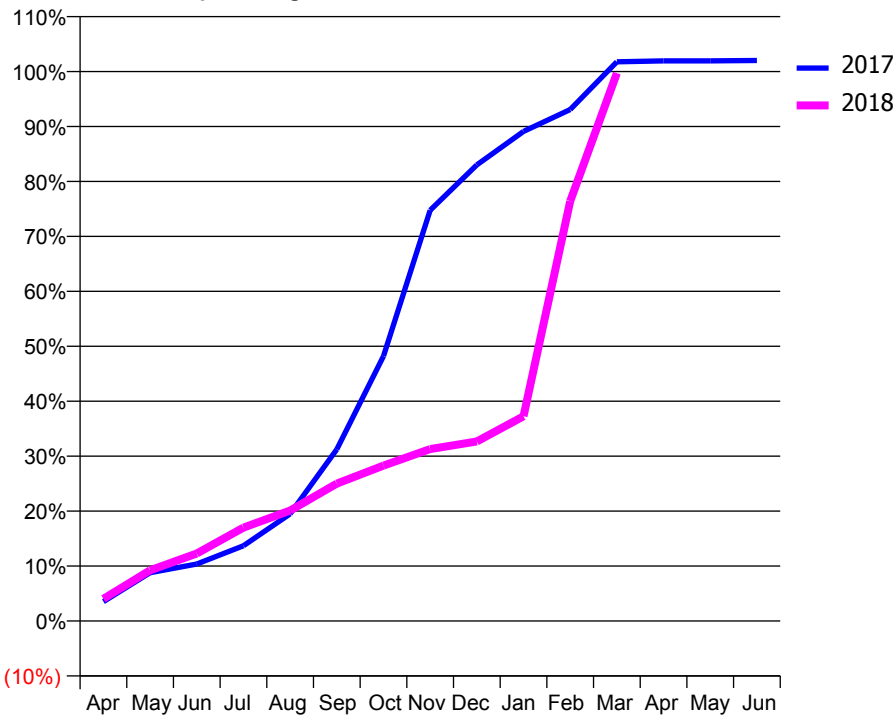
ACCESS*

Patients seen in 24 months	Total	Change since previous quarter
Quarter ending March 2017	800	
Quarter ending June 2017	613	↓
Quarter ending September 2017	507	↓
Quarter ending December 2017	459	↓
Quarter ending March 2018	1,062	↑
Variance since March 2017	32.8%	↑



ACTIVITY

Cumulative percentage of contracted UDA delivered 2017 & 2018



Month	Adjusted Scheduled Activity (UDA)	
	2017	2018
April	61	70
May	153	160
June	180	213
July	238	295
August	338	349
September	542	434
October	836	491
November	1,297	543
December	1,440	567
January	1,546	647
February	1,615	1,326
March	1,765	1,730
April	1,769	
May	1,769	
June	1,770	

QUALITY

	Quantity	Base Number	Contract	AT	Region	England
% of FP17s for the same patient ID Re-attending within 3 months - Children	26	595	4.4%	11.0%	11.6%	11.9%
% of FP17s for the same patient ID Re-attending within 3 months - Adults	24	561	4.3%	14.6%	15.4%	16.0%
% of FP17s for the same patient ID Re-attending between 3 & 9 months - Children	316	595	53.1%	59.6%	59.4%	58.3%
% of FP17s for the same patient ID Re-attending between 3 & 9 months - Adults	73	561	13.0%	48.5%	51.3%	50.3%
% of FP17s for Band 1 Urgent Courses	43	1,149	3.7%	9.4%	8.0%	9.1%
% of FP17s Relating to Free Repair or Replacements	0	1,149	0.0%	0.8%	0.8%	0.8%
% of FP17s Relating to Continuations	14	1,149	1.2%	1.1%	1.0%	1.0%
% of Patients satisfied with the dentistry they have received	1	1	N/A	92.3%	91.7%	91.5%
% of Patients satisfied with the time they had to wait for an appointment	1	1	N/A	87.4%	88.3%	87.9%

* This is based on patients treated on this contract for their most recent course of treatment. Figures in italics indicate the base number of FP17s or Patient Questionnaire responses are less than 100. N/A is shown where the base number of responses is less than 10 during the period. % is calculated as Quantity/Base number*100

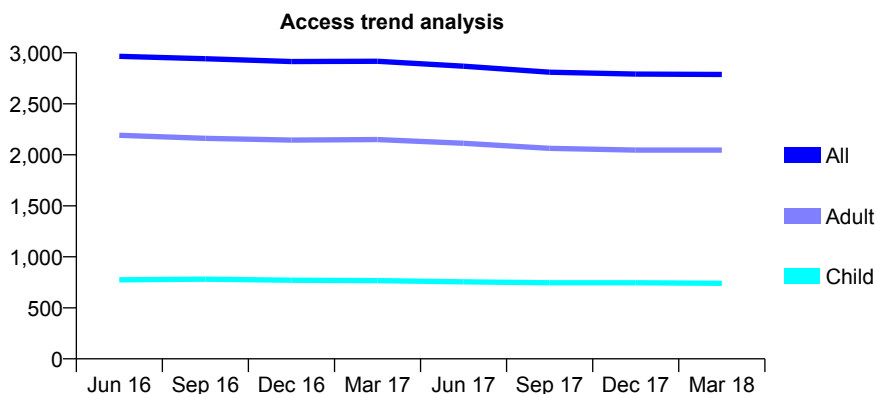
Q56 - Vital Signs At a Glance Contract Report for 188301/0001 - March 2018

Name or company name	Capel Dental Ltd
Contract type name	GDS Contract
Purpose of contract	General and Orthodontic
Contract start date	01/09/2007
Contract end date	

17/18 Contracted general activity (UDA)	5,612
Carry forward general activity (UDA)	-11
17/18 Contracted orthodontic activity (UOA)	522
Carry forward orthodontic activity (UOA)	-5
Baseline contract value	£191,764.73

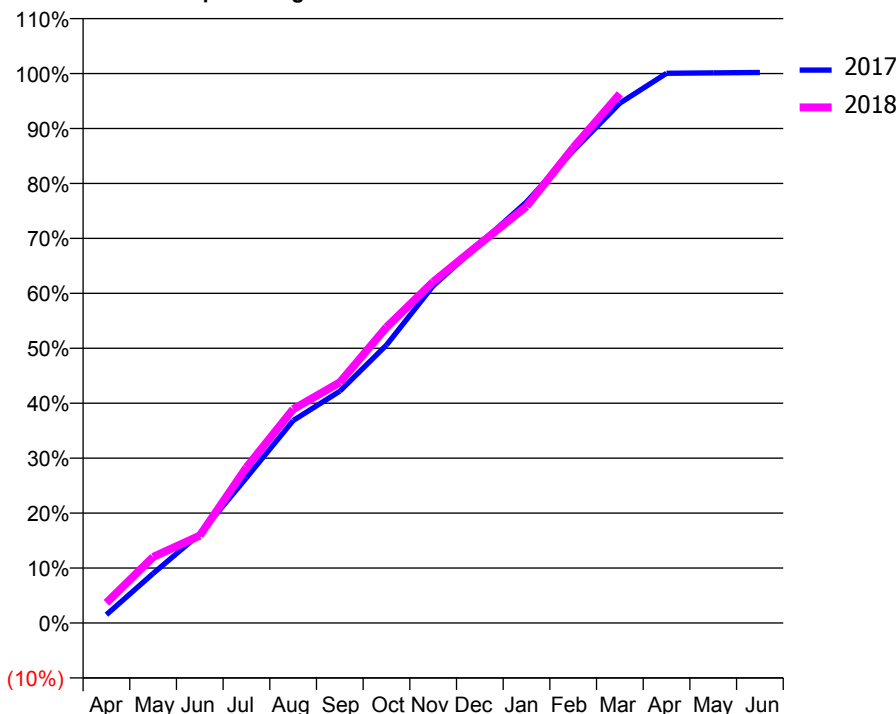
ACCESS*

Patients seen in 24 months	Total	Change since previous quarter
Quarter ending March 2017	2,917	
Quarter ending June 2017	2,868	↓
Quarter ending September 2017	2,810	↓
Quarter ending December 2017	2,792	→
Quarter ending March 2018	2,787	→
Variance since March 2017	(4.5%)	↓



ACTIVITY

Cumulative percentage of contracted UDA delivered 2017 & 2018



Month	Adjusted Scheduled Activity (UDA)	
	2017	2018
April	85	206
May	507	674
June	911	893
July	1,484	1,590
August	2,067	2,184
September	2,368	2,458
October	2,839	3,021
November	3,443	3,484
December	3,873	3,872
January	4,300	4,256
February	4,823	4,855
March	5,309	5,404
April	5,614	
May	5,619	
June	5,623	

QUALITY

	Quantity	Base Number	Contract	AT	Region	England
% of FP17s for the same patient ID Re-attending within 3 months - Children	117	1,223	9.6%	11.0%	11.6%	11.9%
% of FP17s for the same patient ID Re-attending within 3 months - Adults	342	2,935	11.7%	14.6%	15.4%	16.0%
% of FP17s for the same patient ID Re-attending between 3 & 9 months - Children	762	1,223	62.3%	59.6%	59.4%	58.3%
% of FP17s for the same patient ID Re-attending between 3 & 9 months - Adults	1,700	2,935	57.9%	48.5%	51.3%	50.3%
% of FP17s for Band 1 Urgent Courses	147	2,951	5.0%	9.4%	8.0%	9.1%
% of FP17s Relating to Free Repair or Replacements	48	2,951	1.6%	0.8%	0.8%	0.8%
% of FP17s Relating to Continuations	27	2,951	0.9%	1.1%	1.0%	1.0%
% of Patients satisfied with the dentistry they have received	3	3	N/A	92.3%	91.7%	91.5%
% of Patients satisfied with the time they had to wait for an appointment	3	3	N/A	87.4%	88.3%	87.9%

* This is based on patients treated on this contract for their most recent course of treatment. Figures in italics indicate the base number of FP17s or Patient Questionnaire responses are less than 100. N/A is shown where the base number of responses is less than 10 during the period. % is calculated as Quantity/Base number*100

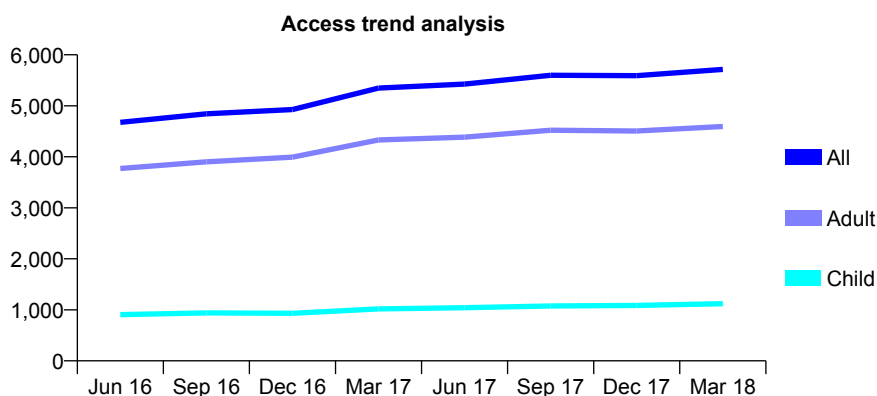
Q56 - Vital Signs At a Glance Contract Report for 189677/0001 - March 2018

Name or company name	Dr Jai Prathap Reddy
Contract type name	GDS Contract
Purpose of contract	General
Contract start date	01/03/2015
Contract end date	

17/18 Contracted general activity (UDA)	14,985
Carry forward general activity (UDA)	-300
17/18 Contracted orthodontic activity (UOA)	0
Carry forward orthodontic activity (UOA)	0
Baseline contract value	£414,367.41

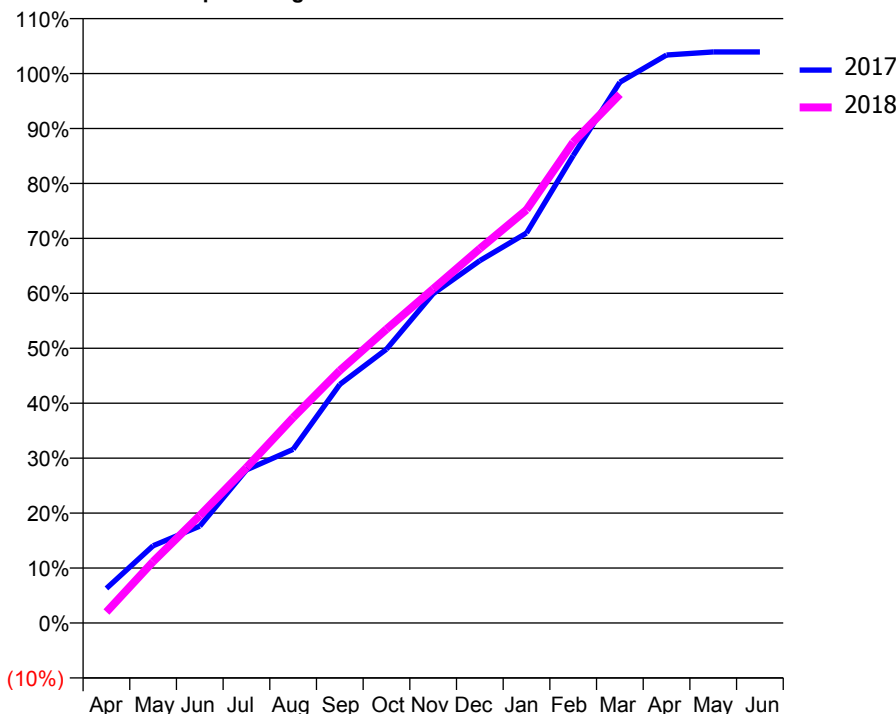
ACCESS*

Patients seen in 24 months	Total	Change since previous quarter
Quarter ending March 2017	5,349	
Quarter ending June 2017	5,427	→
Quarter ending September 2017	5,599	↑
Quarter ending December 2017	5,591	→
Quarter ending March 2018	5,714	↑
Variance since March 2017	6.8%	↑



ACTIVITY

Cumulative percentage of contracted UDA delivered 2017 & 2018



Month	Adjusted Scheduled Activity (UDA)	
	2017	2018
April	944	300
May	2,108	1,675
June	2,644	2,927
July	4,178	4,238
August	4,735	5,603
September	6,508	6,887
October	7,467	8,011
November	8,982	9,110
December	9,883	10,210
January	10,633	11,269
February	12,747	13,113
March	14,747	14,419
April	15,489	
May	15,573	
June	15,573	

QUALITY

	Quantity	Base Number	Contract	AT	Region	England
% of FP17s for the same patient ID Re-attending within 3 months - Children	62	1,638	3.8%	11.0%	11.6%	11.9%
% of FP17s for the same patient ID Re-attending within 3 months - Adults	755	6,720	11.2%	14.6%	15.4%	16.0%
% of FP17s for the same patient ID Re-attending between 3 & 9 months - Children	985	1,638	60.1%	59.6%	59.4%	58.3%
% of FP17s for the same patient ID Re-attending between 3 & 9 months - Adults	4,050	6,720	60.3%	48.5%	51.3%	50.3%
% of FP17s for Band 1 Urgent Courses	399	7,892	5.1%	9.4%	8.0%	9.1%
% of FP17s Relating to Free Repair or Replacements	76	7,892	1.0%	0.8%	0.8%	0.8%
% of FP17s Relating to Continuations	76	7,892	1.0%	1.1%	1.0%	1.0%
% of Patients satisfied with the dentistry they have received	22	23	95.7%	92.3%	91.7%	91.5%
% of Patients satisfied with the time they had to wait for an appointment	20	23	87.0%	87.4%	88.3%	87.9%

* This is based on patients treated on this contract for their most recent course of treatment. Figures in italics indicate the base number of FP17s or Patient Questionnaire responses are less than 100. N/A is shown where the base number of responses is less than 10 during the period. % is calculated as Quantity/Base number*100

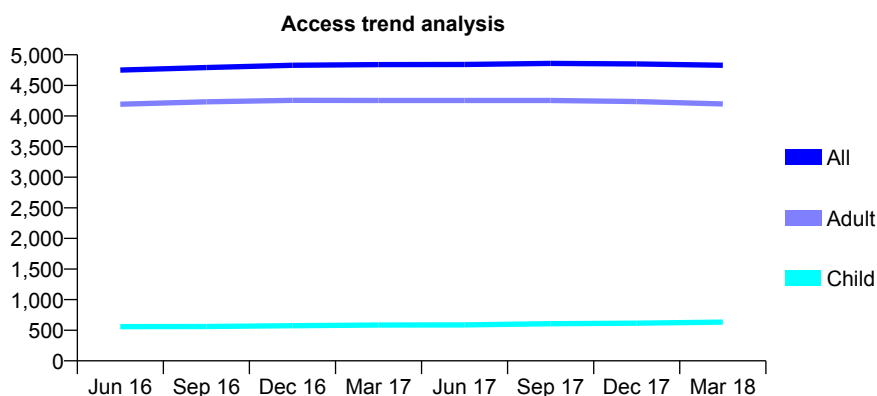
Q56 - Vital Signs At a Glance Contract Report for 189901/0002 - March 2018

Name or company name	Enslin Limited
Contract type name	GDS Contract
Purpose of contract	General
Contract start date	01/04/2013
Contract end date	

17/18 Contracted general activity (UDA)	15,500
Carry forward general activity (UDA)	504
17/18 Contracted orthodontic activity (UOA)	0
Carry forward orthodontic activity (UOA)	0
Baseline contract value	£387,712.14

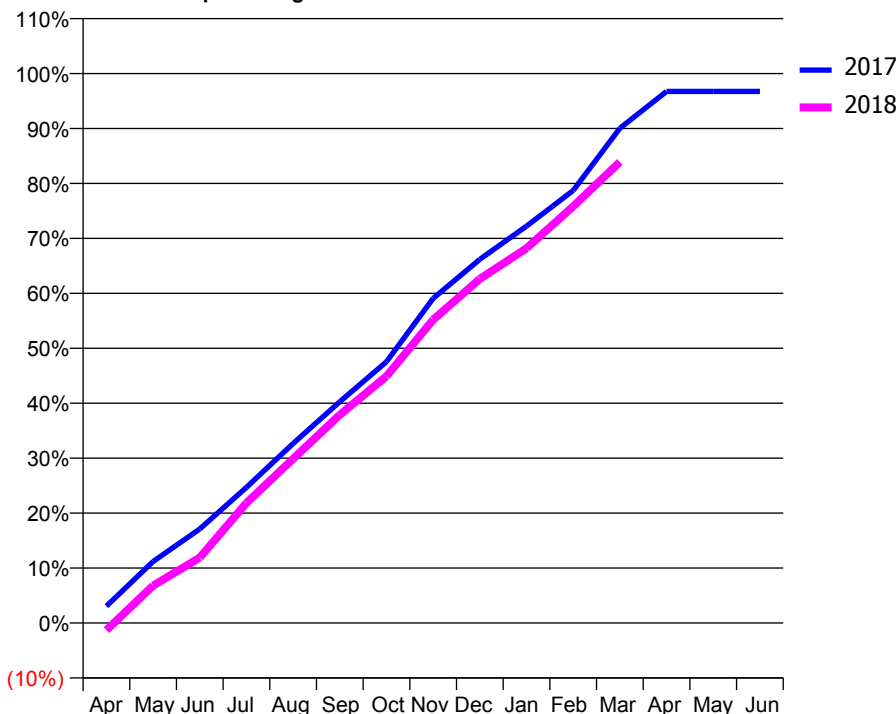
ACCESS*

Patients seen in 24 months	Total	Change since previous quarter
Quarter ending March 2017	4,839	
Quarter ending June 2017	4,841	→
Quarter ending September 2017	4,860	→
Quarter ending December 2017	4,851	→
Quarter ending March 2018	4,829	→
Variance since March 2017	(0.2%)	→



ACTIVITY

Cumulative percentage of contracted UDA delivered 2017 & 2018



Month	Adjusted Scheduled Activity (UDA)	
	2017	2018
April	478	-205
May	1,735	1,056
June	2,652	1,846
July	3,827	3,387
August	5,066	4,634
September	6,241	5,875
October	7,370	6,961
November	9,158	8,557
December	10,259	9,705
January	11,197	10,570
February	12,200	11,754
March	13,958	13,007
April	14,994	
May	14,996	
June	14,996	

QUALITY

	Quantity	Base Number	Contract	AT	Region	England
% of FP17s for the same patient ID Re-attending within 3 months - Children	60	902	6.7%	11.0%	11.6%	11.9%
% of FP17s for the same patient ID Re-attending within 3 months - Adults	1,138	6,429	17.7%	14.6%	15.4%	16.0%
% of FP17s for the same patient ID Re-attending between 3 & 9 months - Children	520	902	57.6%	59.6%	59.4%	58.3%
% of FP17s for the same patient ID Re-attending between 3 & 9 months - Adults	3,565	6,429	55.5%	48.5%	51.3%	50.3%
% of FP17s for Band 1 Urgent Courses	564	7,027	8.0%	9.4%	8.0%	9.1%
% of FP17s Relating to Free Repair or Replacements	60	7,027	0.9%	0.8%	0.8%	0.8%
% of FP17s Relating to Continuations	91	7,027	1.3%	1.1%	1.0%	1.0%
% of Patients satisfied with the dentistry they have received	8	8	N/A	92.3%	91.7%	91.5%
% of Patients satisfied with the time they had to wait for an appointment	8	8	N/A	87.4%	88.3%	87.9%

* This is based on patients treated on this contract for their most recent course of treatment. Figures in italics indicate the base number of FP17s or Patient Questionnaire responses are less than 100. N/A is shown where the base number of responses is less than 10 during the period. % is calculated as Quantity/Base number*100

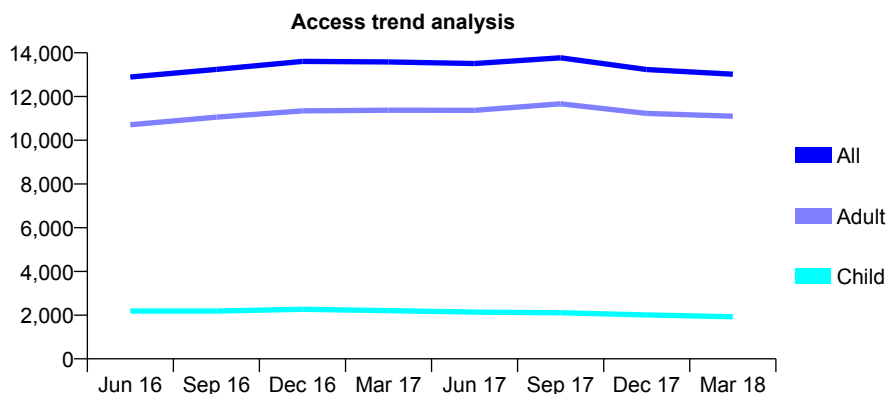
Q56 - Vital Signs At a Glance Contract Report for 190241/0001 - March 2018

Name or company name	CCS Dental Service
Contract type name	PDS Contract
Purpose of contract	General and Orthodontic
Contract start date	01/04/2010
Contract end date	31/03/2019

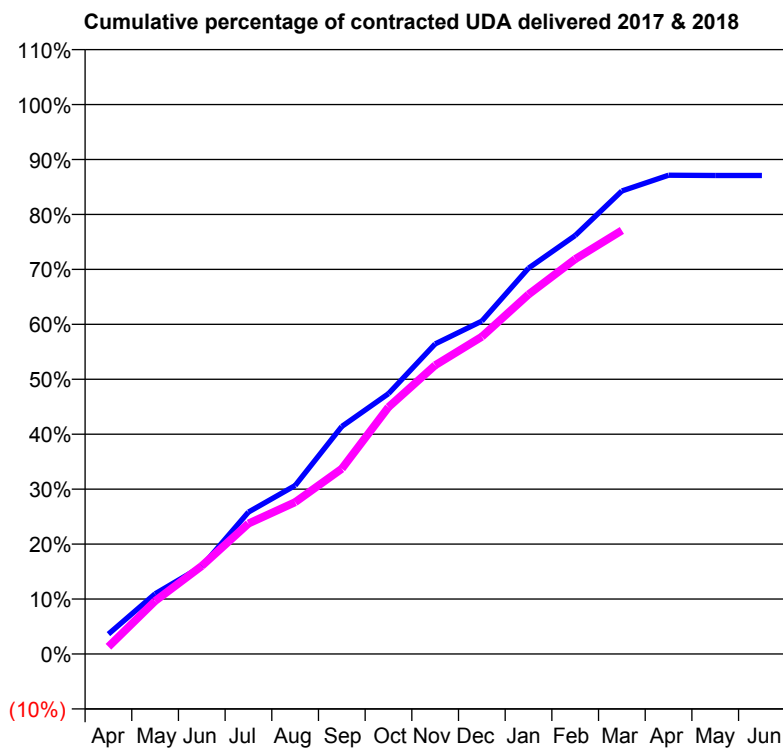
17/18 Contracted general activity (UDA)	23,865
Carry forward general activity (UDA)	0
17/18 Contracted orthodontic activity (UOA)	420
Carry forward orthodontic activity (UOA)	0
Baseline contract value	£2,623,279.44

ACCESS*

Patients seen in 24 months	Total	Change since previous quarter
Quarter ending March 2017	13,580	
Quarter ending June 2017	13,510	→
Quarter ending September 2017	13,772	→
Quarter ending December 2017	13,236	↓
Quarter ending March 2018	13,020	↓
Variance since March 2017	(4.1%)	↓



ACTIVITY



Month	Adjusted Scheduled Activity (UDA)	
	2017	2018
April	866	313
May	2,616	2,301
June	3,806	3,826
July	6,166	5,665
August	7,320	6,592
September	9,880	8,045
October	11,306	10,723
November	13,467	12,542
December	14,459	13,781
January	16,759	15,618
February	18,178	17,152
March	20,111	18,394
April	20,792	
May	20,780	
June	20,781	

QUALITY

	Quantity	Base Number	Contract	AT	Region	England
% of FP17s for the same patient ID Re-attending within 3 months - Children	328	2,950	11.1%	11.0%	11.6%	11.9%
% of FP17s for the same patient ID Re-attending within 3 months - Adults	1,184	11,278	10.5%	14.6%	15.4%	16.0%
% of FP17s for the same patient ID Re-attending between 3 & 9 months - Children	671	2,950	22.7%	59.6%	59.4%	58.3%
% of FP17s for the same patient ID Re-attending between 3 & 9 months - Adults	1,393	11,278	12.4%	48.5%	51.3%	50.3%
% of FP17s for Band 1 Urgent Courses	9,622	13,324	72.2%	9.4%	8.0%	9.1%
% of FP17s Relating to Free Repair or Replacements	0	13,324	0.0%	0.8%	0.8%	0.8%
% of FP17s Relating to Continuations	0	13,324	0.0%	1.1%	1.0%	1.0%
% of Patients satisfied with the dentistry they have received	4	5	N/A	92.3%	91.7%	91.5%
% of Patients satisfied with the time they had to wait for an appointment	4	5	N/A	87.4%	88.3%	87.9%

* This is based on patients treated on this contract for their most recent course of treatment. Figures in italics indicate the base number of FP17s or Patient Questionnaire responses are less than 100. N/A is shown where the base number of responses is less than 10 during the period. % is calculated as Quantity/Base number*100

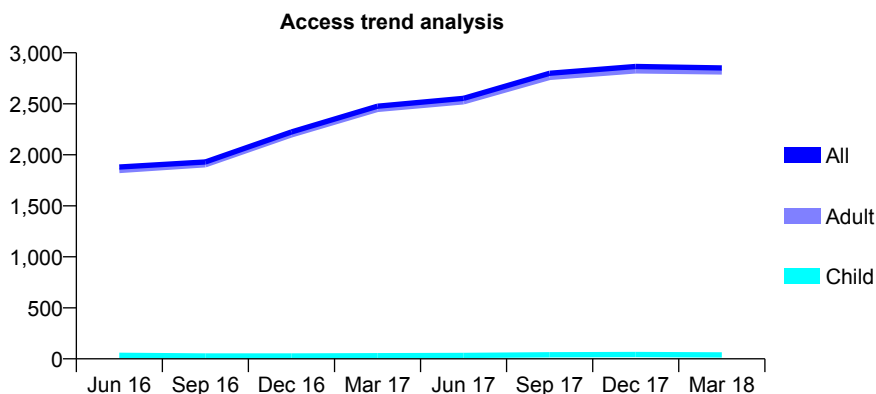
Q56 - Vital Signs At a Glance Contract Report for 190241/0003 - March 2018

Name or company name	CCS Dental Service
Contract type name	PDS Contract
Purpose of contract	General
Contract start date	01/10/2013
Contract end date	31/03/2018

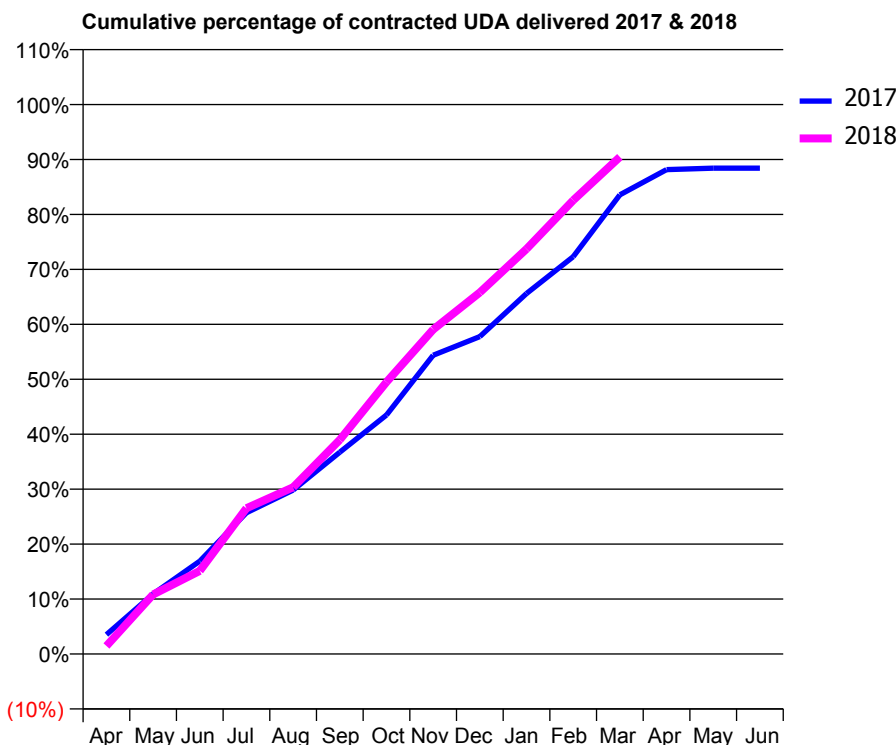
17/18 Contracted general activity (UDA)	8,690
Carry forward general activity (UDA)	0
17/18 Contracted orthodontic activity (UOA)	0
Carry forward orthodontic activity (UOA)	0
Baseline contract value	£922,350.08

ACCESS*

Patients seen in 24 months	Total	Change since previous quarter
Quarter ending March 2017	2,476	
Quarter ending June 2017	2,553	↑
Quarter ending September 2017	2,799	↑
Quarter ending December 2017	2,866	↑
Quarter ending March 2018	2,851	→
Variance since March 2017	15.1%	↑



ACTIVITY



Month	Adjusted Scheduled Activity (UDA)	
	2017	2018
April	306	128
May	949	942
June	1,468	1,314
July	2,234	2,307
August	2,593	2,637
September	3,191	3,387
October	3,780	4,300
November	4,724	5,132
December	5,020	5,718
January	5,700	6,405
February	6,284	7,174
March	7,262	7,861
April	7,660	
May	7,684	
June	7,684	

QUALITY

	Quantity	Base Number	Contract	AT	Region	England
% of FP17s for the same patient ID Re-attending within 3 months - Children	0	73	0.0%	11.0%	11.6%	11.9%
% of FP17s for the same patient ID Re-attending within 3 months - Adults	27	2,964	0.9%	14.6%	15.4%	16.0%
% of FP17s for the same patient ID Re-attending between 3 & 9 months - Children	0	73	0.0%	59.6%	59.4%	58.3%
% of FP17s for the same patient ID Re-attending between 3 & 9 months - Adults	14	2,964	0.5%	48.5%	51.3%	50.3%
% of FP17s for Band 1 Urgent Courses	1	2,884	0.0%	9.4%	8.0%	9.1%
% of FP17s Relating to Free Repair or Replacements	0	2,884	0.0%	0.8%	0.8%	0.8%
% of FP17s Relating to Continuations	0	2,884	0.0%	1.1%	1.0%	1.0%
% of Patients satisfied with the dentistry they have received	2	2	N/A	92.3%	91.7%	91.5%
% of Patients satisfied with the time they had to wait for an appointment	2	2	N/A	87.4%	88.3%	87.9%

* This is based on patients treated on this contract for their most recent course of treatment. Figures in italics indicate the base number of FP17s or Patient Questionnaire responses are less than 100. N/A is shown where the base number of responses is less than 10 during the period. % is calculated as Quantity/Base number*100

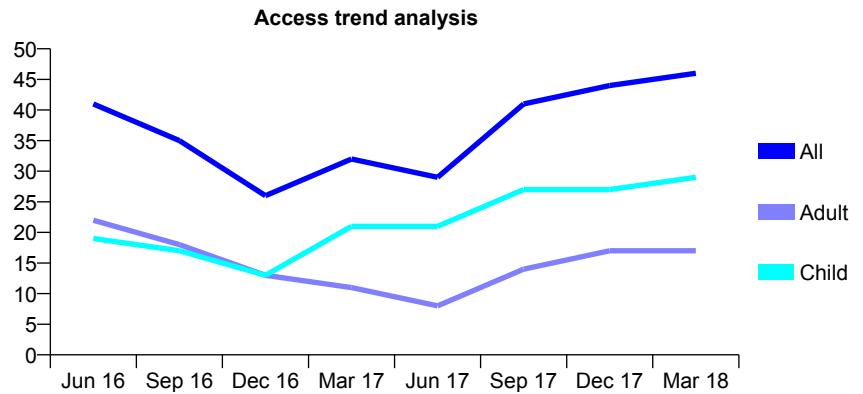
Q56 - Vital Signs At a Glance Contract Report for 190241/0004 - March 2018

Name or company name	CCS Dental Service
Contract type name	PDS Contract
Purpose of contract	General
Contract start date	01/04/2014
Contract end date	31/03/2018

17/18 Contracted general activity (UDA)	500
Carry forward general activity (UDA)	0
17/18 Contracted orthodontic activity (UOA)	0
Carry forward orthodontic activity (UOA)	0
Baseline contract value	£15,729.63

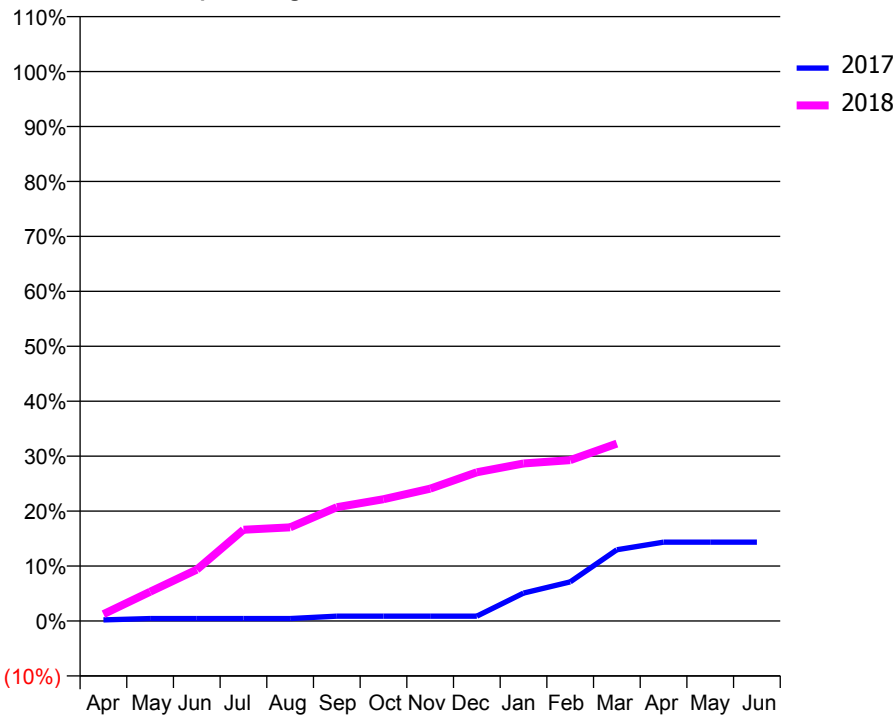
ACCESS*

Patients seen in 24 months	Total	Change since previous quarter
Quarter ending March 2017	32	
Quarter ending June 2017	29	↓
Quarter ending September 2017	41	↑
Quarter ending December 2017	44	↑
Quarter ending March 2018	46	↑
Variance since March 2017	43.8%	↑



ACTIVITY

Cumulative percentage of contracted UDA delivered 2017 & 2018



Month	Adjusted Scheduled Activity (UDA)	
	2017	2018
April	1	6
May	2	27
June	2	47
July	2	83
August	2	85
September	4	104
October	4	111
November	4	120
December	4	135
January	25	143
February	36	146
March	65	161
April	72	
May	72	
June	72	

QUALITY

	Quantity	Base Number	Contract	AT	Region	England
% of FP17s for the same patient ID Re-attending within 3 months - Children	0	54	0.0%	11.0%	11.6%	11.9%
% of FP17s for the same patient ID Re-attending within 3 months - Adults	1	23	4.3%	14.6%	15.4%	16.0%
% of FP17s for the same patient ID Re-attending between 3 & 9 months - Children	2	54	3.7%	59.6%	59.4%	58.3%
% of FP17s for the same patient ID Re-attending between 3 & 9 months - Adults	1	23	4.3%	48.5%	51.3%	50.3%
% of FP17s for Band 1 Urgent Courses	17	74	23.0%	9.4%	8.0%	9.1%
% of FP17s Relating to Free Repair or Replacements	0	74	0.0%	0.8%	0.8%	0.8%
% of FP17s Relating to Continuations	0	74	0.0%	1.1%	1.0%	1.0%
% of Patients satisfied with the dentistry they have received	0	0	N/A	92.3%	91.7%	91.5%
% of Patients satisfied with the time they had to wait for an appointment	0	0	N/A	87.4%	88.3%	87.9%

* This is based on patients treated on this contract for their most recent course of treatment. Figures in italics indicate the base number of FP17s or Patient Questionnaire responses are less than 100. N/A is shown where the base number of responses is less than 10 during the period. % is calculated as Quantity/Base number*100

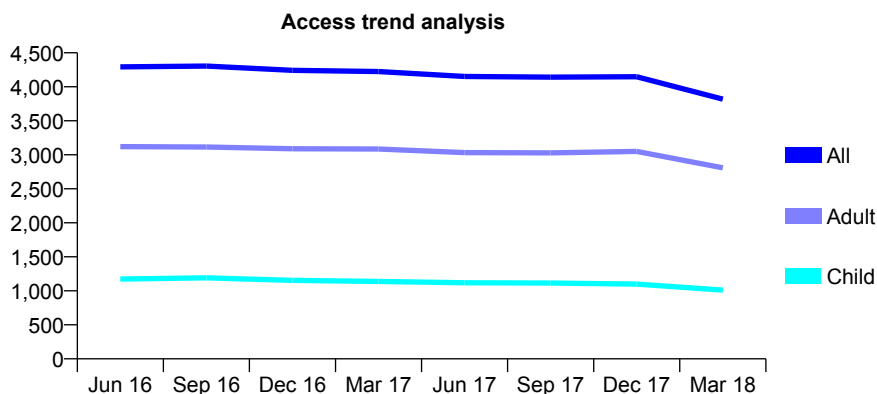
Q56 - Vital Signs At a Glance Contract Report for 190713/0001 - March 2018

Name or company name	Mazdak Eyrumlu and Azad Eyrumlu
Contract type name	GDS Contract
Purpose of contract	General
Contract start date	01/04/2011
Contract end date	

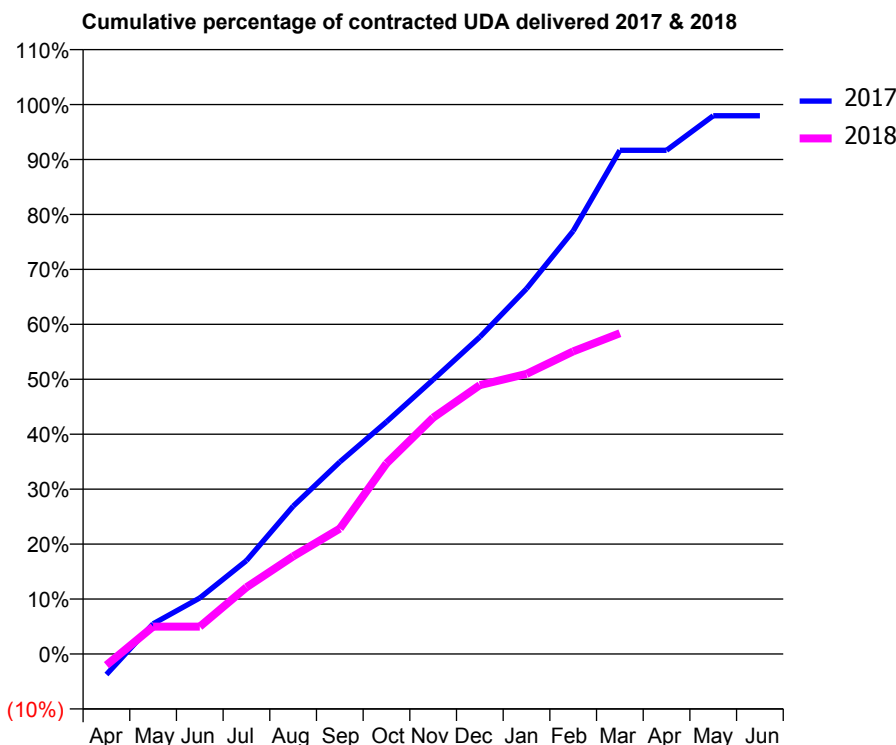
17/18 Contracted general activity (UDA)	16,000
Carry forward general activity (UDA)	327
17/18 Contracted orthodontic activity (UOA)	0
Carry forward orthodontic activity (UOA)	0
Baseline contract value	£441,394.83

ACCESS*

Patients seen in 24 months	Total	Change since previous quarter
Quarter ending March 2017	4,224	
Quarter ending June 2017	4,151	↓
Quarter ending September 2017	4,143	→
Quarter ending December 2017	4,149	→
Quarter ending March 2018	3,819	↓
Variance since March 2017	(9.6%)	↓



ACTIVITY



Month	Adjusted Scheduled Activity (UDA)	
	2017	2018
April	-598	-327
May	880	799
June	1,631	799
July	2,721	1,943
August	4,304	2,846
September	5,593	3,651
October	6,760	5,551
November	7,987	6,884
December	9,232	7,828
January	10,637	8,156
February	12,319	8,814
March	14,667	9,341
April	14,667	
May	15,673	
June	15,673	

QUALITY

	Quantity	Base Number	Contract	AT	Region	England
% of FP17s for the same patient ID Re-attending within 3 months - Children	100	1,178	8.5%	11.0%	11.6%	11.9%
% of FP17s for the same patient ID Re-attending within 3 months - Adults	467	2,907	16.1%	14.6%	15.4%	16.0%
% of FP17s for the same patient ID Re-attending between 3 & 9 months - Children	579	1,178	49.2%	59.6%	59.4%	58.3%
% of FP17s for the same patient ID Re-attending between 3 & 9 months - Adults	1,210	2,907	41.6%	48.5%	51.3%	50.3%
% of FP17s for Band 1 Urgent Courses	396	3,841	10.3%	9.4%	8.0%	9.1%
% of FP17s Relating to Free Repair or Replacements	43	3,841	1.1%	0.8%	0.8%	0.8%
% of FP17s Relating to Continuations	92	3,841	2.4%	1.1%	1.0%	1.0%
% of Patients satisfied with the dentistry they have received	1	1	N/A	92.3%	91.7%	91.5%
% of Patients satisfied with the time they had to wait for an appointment	1	1	N/A	87.4%	88.3%	87.9%

* This is based on patients treated on this contract for their most recent course of treatment. Figures in italics indicate the base number of FP17s or Patient Questionnaire responses are less than 100. N/A is shown where the base number of responses is less than 10 during the period. % is calculated as Quantity/Base number*100

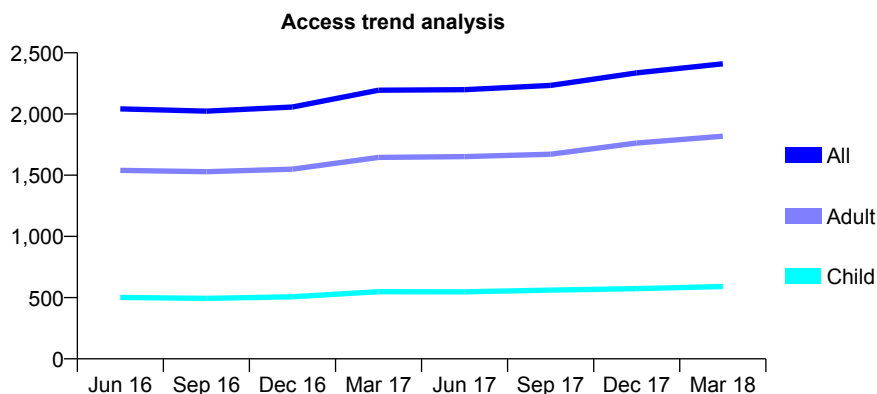
Q56 - Vital Signs At a Glance Contract Report for 190721/0001 - March 2018

Name or company name	Lisalina Smile Clinic Limited
Contract type name	GDS Contract
Purpose of contract	General
Contract start date	01/03/2014
Contract end date	

17/18 Contracted general activity (UDA)	8,013
Carry forward general activity (UDA)	-125
17/18 Contracted orthodontic activity (UOA)	0
Carry forward orthodontic activity (UOA)	0
Baseline contract value	£186,034.27

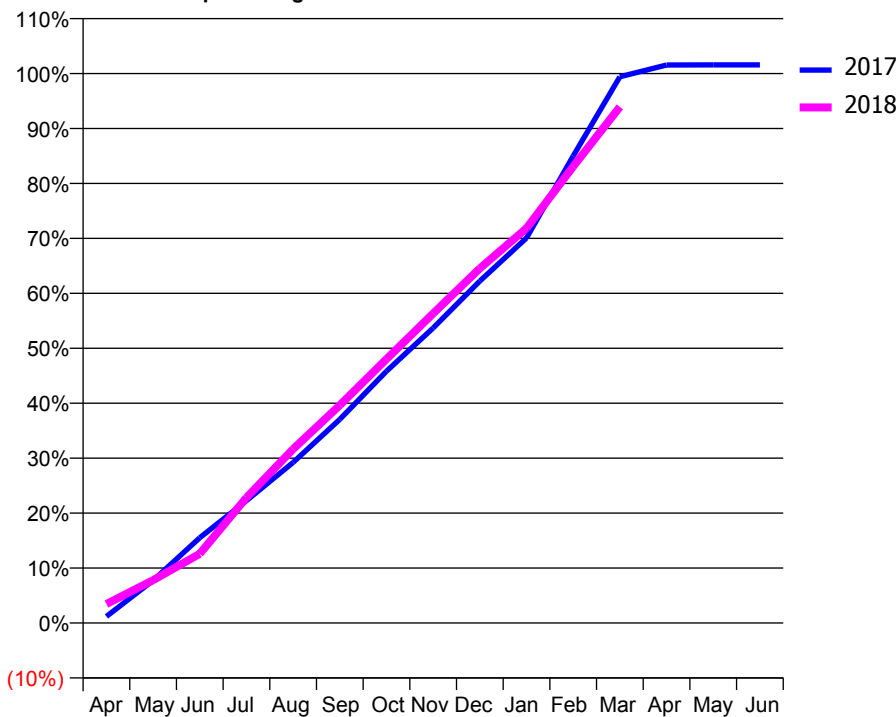
ACCESS*

Patients seen in 24 months	Total	Change since previous quarter
Quarter ending March 2017	2,194	
Quarter ending June 2017	2,199	→
Quarter ending September 2017	2,234	→
Quarter ending December 2017	2,336	↑
Quarter ending March 2018	2,410	↑
Variance since March 2017	9.8%	↑



ACTIVITY

Cumulative percentage of contracted UDA delivered 2017 & 2018



Month	Adjusted Scheduled Activity (UDA)	
	2017	2018
April	97	277
May	622	626
June	1,243	1,009
July	1,783	1,828
August	2,343	2,537
September	2,971	3,176
October	3,671	3,850
November	4,303	4,514
December	4,988	5,172
January	5,615	5,757
February	6,811	6,657
March	7,966	7,526
April	8,137	
May	8,138	
June	8,138	

QUALITY

	Quantity	Base Number	Contract	AT	Region	England
% of FP17s for the same patient ID Re-attending within 3 months - Children	67	919	7.3%	11.0%	11.6%	11.9%
% of FP17s for the same patient ID Re-attending within 3 months - Adults	336	2,639	12.7%	14.6%	15.4%	16.0%
% of FP17s for the same patient ID Re-attending between 3 & 9 months - Children	546	919	59.4%	59.6%	59.4%	58.3%
% of FP17s for the same patient ID Re-attending between 3 & 9 months - Adults	1,459	2,639	55.3%	48.5%	51.3%	50.3%
% of FP17s for Band 1 Urgent Courses	236	3,447	6.8%	9.4%	8.0%	9.1%
% of FP17s Relating to Free Repair or Replacements	1	3,447	0.0%	0.8%	0.8%	0.8%
% of FP17s Relating to Continuations	22	3,447	0.6%	1.1%	1.0%	1.0%
% of Patients satisfied with the dentistry they have received	4	4	N/A	92.3%	91.7%	91.5%
% of Patients satisfied with the time they had to wait for an appointment	4	4	N/A	87.4%	88.3%	87.9%

* This is based on patients treated on this contract for their most recent course of treatment. Figures in italics indicate the base number of FP17s or Patient Questionnaire responses are less than 100. N/A is shown where the base number of responses is less than 10 during the period. % is calculated as Quantity/Base number*100

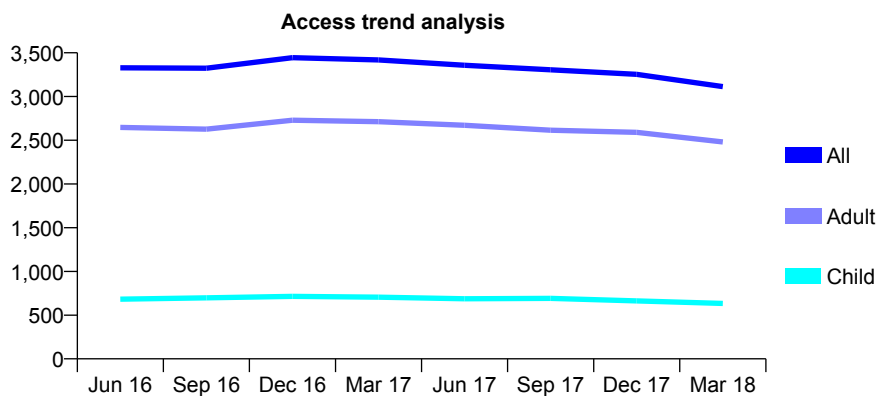
Q56 - Vital Signs At a Glance Contract Report for 191701/0001 - March 2018

Name or company name	Olive Dental Care Ltd
Contract type name	GDS Contract
Purpose of contract	General
Contract start date	01/06/2009
Contract end date	

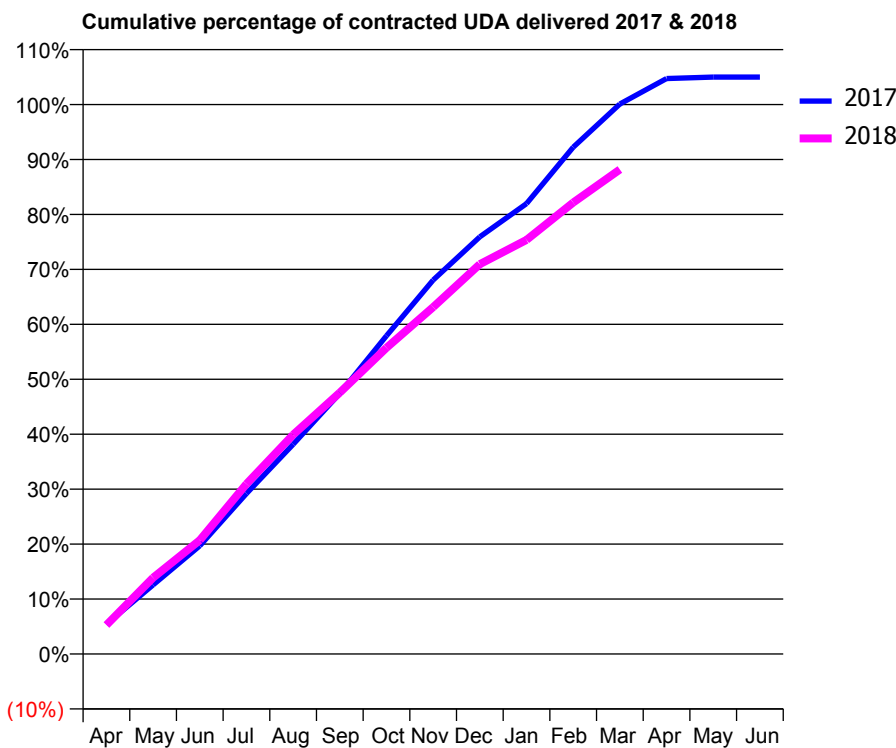
17/18 Contracted general activity (UDA)	9,022
Carry forward general activity (UDA)	-180
17/18 Contracted orthodontic activity (UOA)	0
Carry forward orthodontic activity (UOA)	0
Baseline contract value	£223,308.87

ACCESS*

Patients seen in 24 months	Total	Change since previous quarter
Quarter ending March 2017	3,418	
Quarter ending June 2017	3,358	↓
Quarter ending September 2017	3,305	↓
Quarter ending December 2017	3,253	↓
Quarter ending March 2018	3,114	↓
Variance since March 2017	(8.9%)	↓



ACTIVITY



Month	Adjusted Scheduled Activity (UDA)	
	2017	2018
April	489	476
May	1,134	1,254
June	1,777	1,869
July	2,635	2,792
August	3,442	3,601
September	4,279	4,291
October	5,224	5,027
November	6,140	5,695
December	6,849	6,400
January	7,395	6,799
February	8,322	7,411
March	9,029	7,954
April	9,447	
May	9,471	
June	9,472	

QUALITY

	Quantity	Base Number	Contract	AT	Region	England
% of FP17s for the same patient ID Re-attending within 3 months - Children	79	891	8.9%	11.0%	11.6%	11.9%
% of FP17s for the same patient ID Re-attending within 3 months - Adults	425	3,150	13.5%	14.6%	15.4%	16.0%
% of FP17s for the same patient ID Re-attending between 3 & 9 months - Children	531	891	59.6%	59.6%	59.4%	58.3%
% of FP17s for the same patient ID Re-attending between 3 & 9 months - Adults	1,873	3,150	59.5%	48.5%	51.3%	50.3%
% of FP17s for Band 1 Urgent Courses	292	3,854	7.6%	9.4%	8.0%	9.1%
% of FP17s Relating to Free Repair or Replacements	55	3,854	1.4%	0.8%	0.8%	0.8%
% of FP17s Relating to Continuations	59	3,854	1.5%	1.1%	1.0%	1.0%
% of Patients satisfied with the dentistry they have received	5	5	N/A	92.3%	91.7%	91.5%
% of Patients satisfied with the time they had to wait for an appointment	5	5	N/A	87.4%	88.3%	87.9%

* This is based on patients treated on this contract for their most recent course of treatment. Figures in italics indicate the base number of FP17s or Patient Questionnaire responses are less than 100. N/A is shown where the base number of responses is less than 10 during the period. % is calculated as Quantity/Base number*100

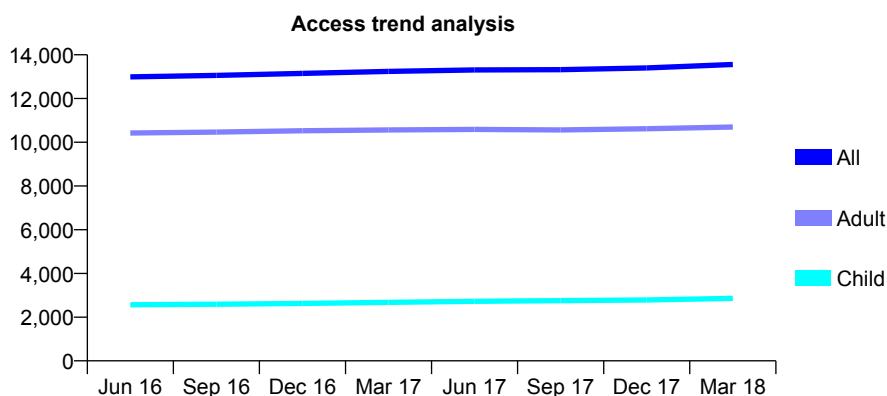
Q56 - Vital Signs At a Glance Contract Report for 192562/0001 - March 2018

Name or company name	All Saints Green Dental Clinic Limited
Contract type name	GDS Contract
Purpose of contract	General
Contract start date	01/02/2012
Contract end date	

17/18 Contracted general activity (UDA)	45,100
Carry forward general activity (UDA)	-902
17/18 Contracted orthodontic activity (UOA)	0
Carry forward orthodontic activity (UOA)	0
Baseline contract value	£1,185,433.33

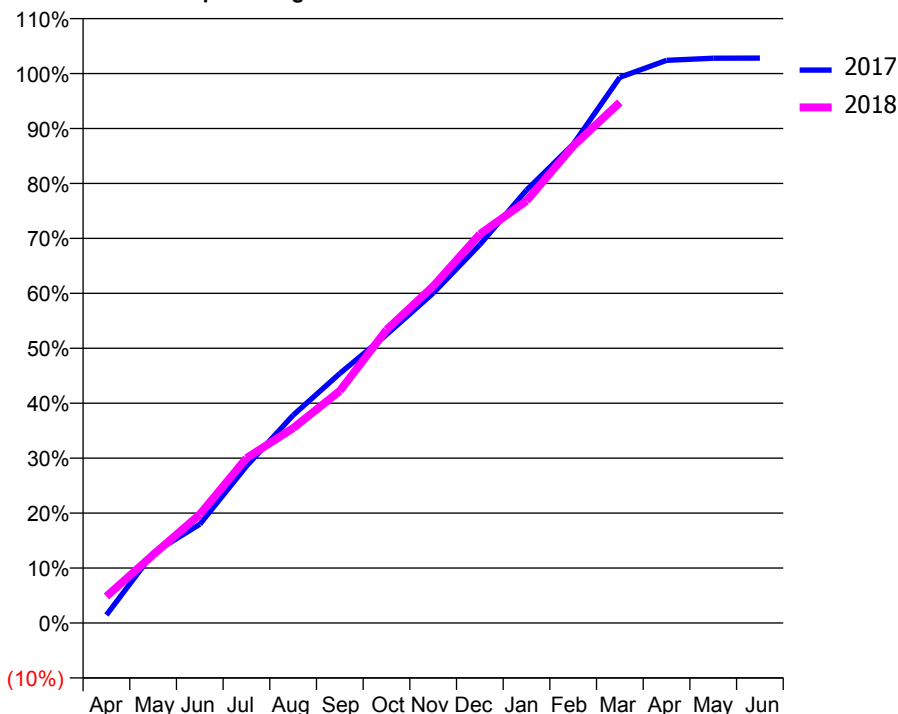
ACCESS*

Patients seen in 24 months	Total	Change since previous quarter
Quarter ending March 2017	13,241	
Quarter ending June 2017	13,309	→
Quarter ending September 2017	13,317	→
Quarter ending December 2017	13,399	→
Quarter ending March 2018	13,556	→
Variance since March 2017	2.4%	↑



ACTIVITY

Cumulative percentage of contracted UDA delivered 2017 & 2018



Month	Adjusted Scheduled Activity (UDA)	
	2017	2018
April	659	2,180
May	5,738	5,594
June	8,100	8,916
July	12,879	13,532
August	17,054	15,990
September	20,478	19,054
October	23,666	24,066
November	27,068	27,636
December	31,056	31,925
January	35,530	34,641
February	39,293	39,147
March	44,786	42,737
April	46,177	
May	46,352	
June	46,361	

QUALITY

	Quantity	Base Number	Contract	AT	Region	England
% of FP17s for the same patient ID Re-attending within 3 months - Children	430	4,190	10.3%	11.0%	11.6%	11.9%
% of FP17s for the same patient ID Re-attending within 3 months - Adults	2,551	14,830	17.2%	14.6%	15.4%	16.0%
% of FP17s for the same patient ID Re-attending between 3 & 9 months - Children	2,394	4,190	57.1%	59.6%	59.4%	58.3%
% of FP17s for the same patient ID Re-attending between 3 & 9 months - Adults	7,370	14,830	49.7%	48.5%	51.3%	50.3%
% of FP17s for Band 1 Urgent Courses	1,937	18,351	10.6%	9.4%	8.0%	9.1%
% of FP17s Relating to Free Repair or Replacements	264	18,351	1.4%	0.8%	0.8%	0.8%
% of FP17s Relating to Continuations	88	18,351	0.5%	1.1%	1.0%	1.0%
% of Patients satisfied with the dentistry they have received	10	10	100.0%	92.3%	91.7%	91.5%
% of Patients satisfied with the time they had to wait for an appointment	9	10	90.0%	87.4%	88.3%	87.9%

* This is based on patients treated on this contract for their most recent course of treatment. Figures in italics indicate the base number of FP17s or Patient Questionnaire responses are less than 100. N/A is shown where the base number of responses is less than 10 during the period. % is calculated as Quantity/Base number*100

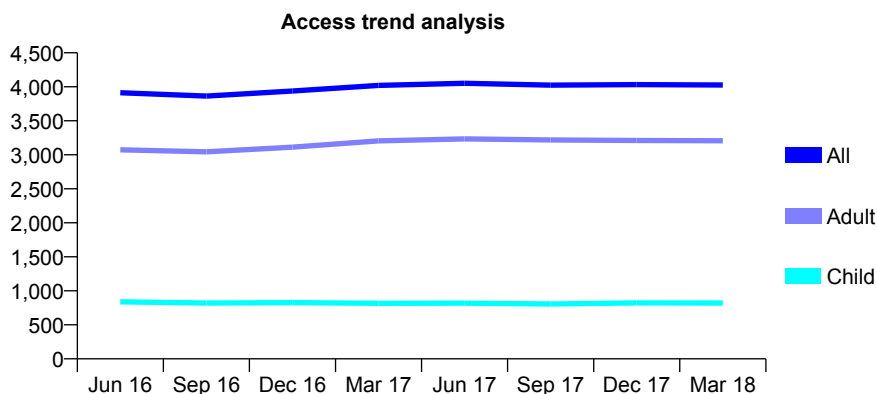
Q56 - Vital Signs At a Glance Contract Report for 193070/0001 - March 2018

Name or company name	Wickham Dental Practice Ltd
Contract type name	Pilot Contract
Purpose of contract	General
Contract start date	01/06/2014
Contract end date	

17/18 Contracted general activity (UDA)	11,872
Carry forward general activity (UDA)	0
17/18 Contracted orthodontic activity (UOA)	0
Carry forward orthodontic activity (UOA)	0
Baseline contract value	£280,706.10

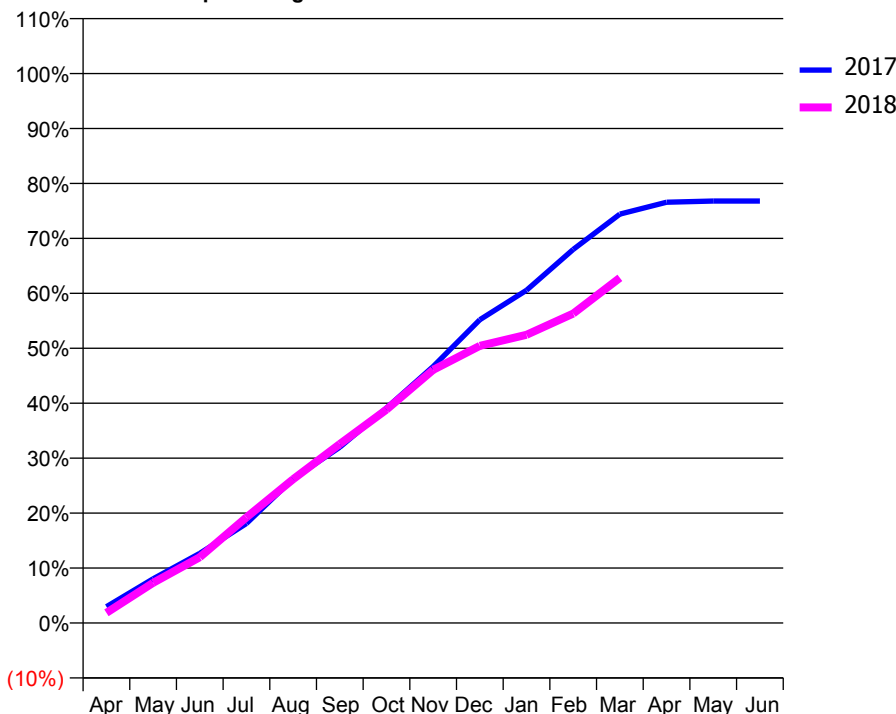
ACCESS*

Patients seen in 24 months	Total	Change since previous quarter
Quarter ending March 2017	4,021	
Quarter ending June 2017	4,052	→
Quarter ending September 2017	4,025	→
Quarter ending December 2017	4,033	→
Quarter ending March 2018	4,027	→
Variance since March 2017	0.1%	→



ACTIVITY

Cumulative percentage of contracted UDA delivered 2017 & 2018



Month	Adjusted Scheduled Activity (UDA)	
	2017	2018
April	352	219
May	956	869
June	1,504	1,423
July	2,150	2,285
August	3,117	3,108
September	3,799	3,867
October	4,646	4,610
November	5,541	5,469
December	6,552	5,987
January	7,189	6,226
February	8,072	6,685
March	8,835	7,458
April	9,091	
May	9,116	
June	9,116	

QUALITY

	Quantity	Base Number	Contract	AT	Region	England
% of FP17s for the same patient ID Re-attending within 3 months - Children	24	785	3.1%	11.0%	11.6%	11.9%
% of FP17s for the same patient ID Re-attending within 3 months - Adults	263	2,615	10.1%	14.6%	15.4%	16.0%
% of FP17s for the same patient ID Re-attending between 3 & 9 months - Children	149	785	19.0%	59.6%	59.4%	58.3%
% of FP17s for the same patient ID Re-attending between 3 & 9 months - Adults	619	2,615	23.7%	48.5%	51.3%	50.3%
% of FP17s for Band 1 Urgent Courses	26	3,289	0.8%	9.4%	8.0%	9.1%
% of FP17s Relating to Free Repair or Replacements	25	3,289	0.8%	0.8%	0.8%	0.8%
% of FP17s Relating to Continuations	105	3,289	3.2%	1.1%	1.0%	1.0%
% of Patients satisfied with the dentistry they have received	4	5	N/A	92.3%	91.7%	91.5%
% of Patients satisfied with the time they had to wait for an appointment	5	5	N/A	87.4%	88.3%	87.9%

* This is based on patients treated on this contract for their most recent course of treatment. Figures in italics indicate the base number of FP17s or Patient Questionnaire responses are less than 100. N/A is shown where the base number of responses is less than 10 during the period. % is calculated as Quantity/Base number*100

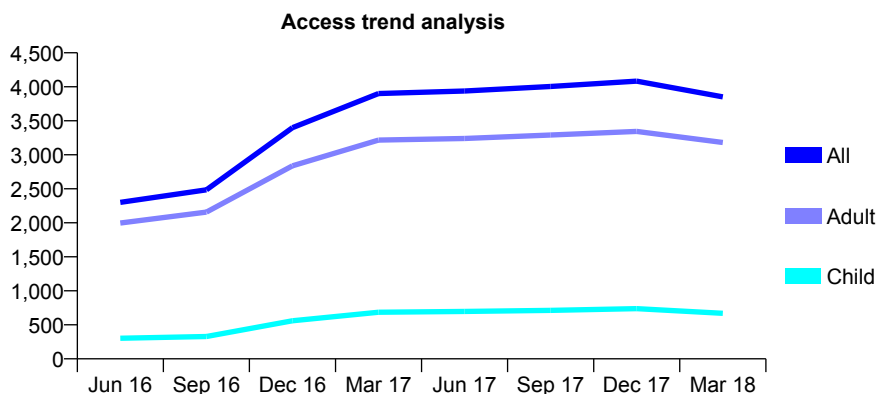
Q56 - Vital Signs At a Glance Contract Report for 193712/0001 - March 2018

Name or company name	Dr K.A Fagher & Dr A. Surti
Contract type name	GDS Contract
Purpose of contract	General
Contract start date	08/05/2015
Contract end date	

17/18 Contracted general activity (UDA)	9,810
Carry forward general activity (UDA)	309
17/18 Contracted orthodontic activity (UOA)	0
Carry forward orthodontic activity (UOA)	0
Baseline contract value	£222,753.74

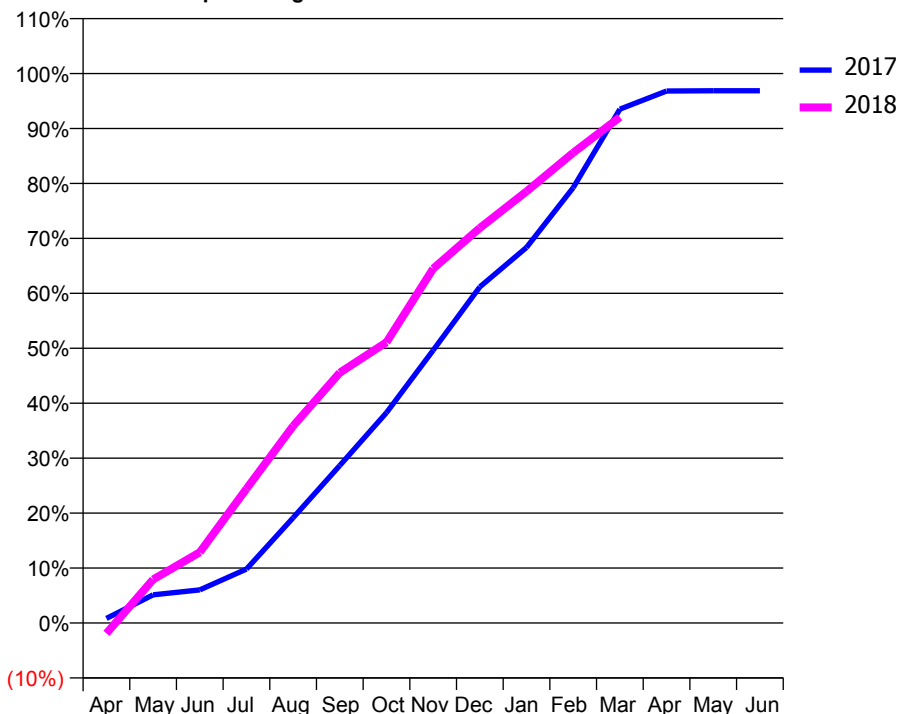
ACCESS*

Patients seen in 24 months	Total	Change since previous quarter
Quarter ending March 2017	3,901	
Quarter ending June 2017	3,939	→
Quarter ending September 2017	4,004	→
Quarter ending December 2017	4,083	→
Quarter ending March 2018	3,851	↓
Variance since March 2017	(1.3%)	↓



ACTIVITY

Cumulative percentage of contracted UDA delivered 2017 & 2018



Month	Adjusted Scheduled Activity (UDA)	
	2017	2018
April	82	-188
May	502	777
June	591	1,262
July	963	2,396
August	1,880	3,517
September	2,813	4,470
October	3,756	5,012
November	4,870	6,326
December	6,001	7,052
January	6,705	7,704
February	7,772	8,396
March	9,173	9,031
April	9,498	
May	9,501	
June	9,501	

QUALITY

	Quantity	Base Number	Contract	AT	Region	England
% of FP17s for the same patient ID Re-attending within 3 months - Children	65	1,052	6.2%	11.0%	11.6%	11.9%
% of FP17s for the same patient ID Re-attending within 3 months - Adults	539	4,426	12.2%	14.6%	15.4%	16.0%
% of FP17s for the same patient ID Re-attending between 3 & 9 months - Children	535	1,052	50.9%	59.6%	59.4%	58.3%
% of FP17s for the same patient ID Re-attending between 3 & 9 months - Adults	2,034	4,426	46.0%	48.5%	51.3%	50.3%
% of FP17s for Band 1 Urgent Courses	494	5,335	9.3%	9.4%	8.0%	9.1%
% of FP17s Relating to Free Repair or Replacements	28	5,335	0.5%	0.8%	0.8%	0.8%
% of FP17s Relating to Continuations	21	5,335	0.4%	1.1%	1.0%	1.0%
% of Patients satisfied with the dentistry they have received	9	10	90.0%	92.3%	91.7%	91.5%
% of Patients satisfied with the time they had to wait for an appointment	9	10	90.0%	87.4%	88.3%	87.9%

* This is based on patients treated on this contract for their most recent course of treatment. Figures in italics indicate the base number of FP17s or Patient Questionnaire responses are less than 100. N/A is shown where the base number of responses is less than 10 during the period. % is calculated as Quantity/Base number*100

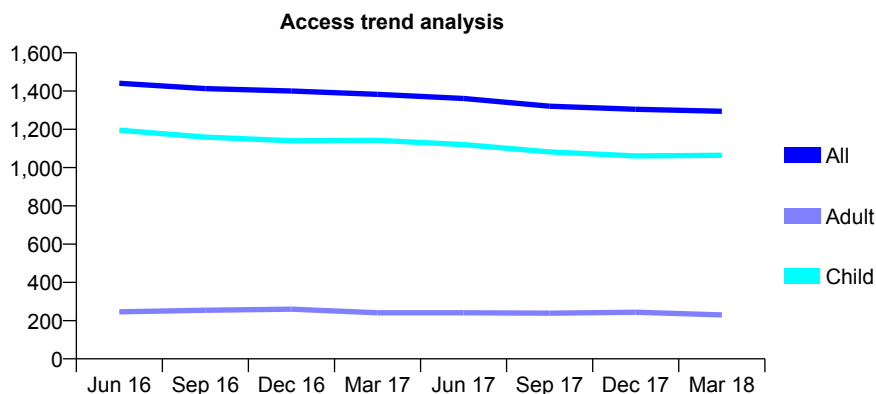
Q56 - Vital Signs At a Glance Contract Report for 195618/0001 - March 2018

Name or company name	Dr P Wilson and Dr G Singh
Contract type name	GDS Contract
Purpose of contract	General
Contract start date	01/06/2008
Contract end date	

17/18 Contracted general activity (UDA)	3,217
Carry forward general activity (UDA)	105
17/18 Contracted orthodontic activity (UOA)	0
Carry forward orthodontic activity (UOA)	0
Baseline contract value	£91,663.04

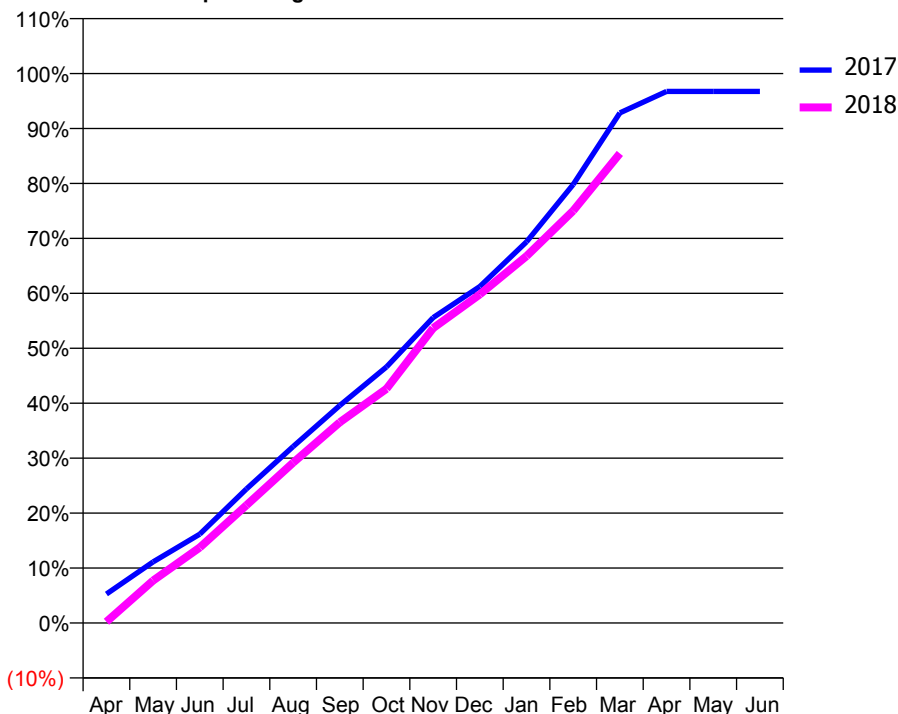
ACCESS*

Patients seen in 24 months	Total	Change since previous quarter
Quarter ending March 2017	1,383	
Quarter ending June 2017	1,361	↓
Quarter ending September 2017	1,321	↓
Quarter ending December 2017	1,305	↓
Quarter ending March 2018	1,294	→
Variance since March 2017	(6.4%)	↓



ACTIVITY

Cumulative percentage of contracted UDA delivered 2017 & 2018



Month	Adjusted Scheduled Activity (UDA)	
	2017	2018
April	170	7
May	358	249
June	520	442
July	785	689
August	1,034	939
September	1,273	1,176
October	1,499	1,371
November	1,788	1,726
December	1,970	1,924
January	2,232	2,148
February	2,568	2,414
March	2,986	2,749
April	3,112	
May	3,112	
June	3,112	

QUALITY

	Quantity	Base Number	Contract	AT	Region	England
% of FP17s for the same patient ID Re-attending within 3 months - Children	84	1,972	4.3%	11.0%	11.6%	11.9%
% of FP17s for the same patient ID Re-attending within 3 months - Adults	4	131	3.1%	14.6%	15.4%	16.0%
% of FP17s for the same patient ID Re-attending between 3 & 9 months - Children	1,485	1,972	75.3%	59.6%	59.4%	58.3%
% of FP17s for the same patient ID Re-attending between 3 & 9 months - Adults	105	131	80.2%	48.5%	51.3%	50.3%
% of FP17s for Band 1 Urgent Courses	42	2,017	2.1%	9.4%	8.0%	9.1%
% of FP17s Relating to Free Repair or Replacements	2	2,017	0.1%	0.8%	0.8%	0.8%
% of FP17s Relating to Continuations	1	2,017	0.0%	1.1%	1.0%	1.0%
% of Patients satisfied with the dentistry they have received	0	0	N/A	92.3%	91.7%	91.5%
% of Patients satisfied with the time they had to wait for an appointment	0	0	N/A	87.4%	88.3%	87.9%

* This is based on patients treated on this contract for their most recent course of treatment. Figures in italics indicate the base number of FP17s or Patient Questionnaire responses are less than 100. N/A is shown where the base number of responses is less than 10 during the period. % is calculated as Quantity/Base number*100

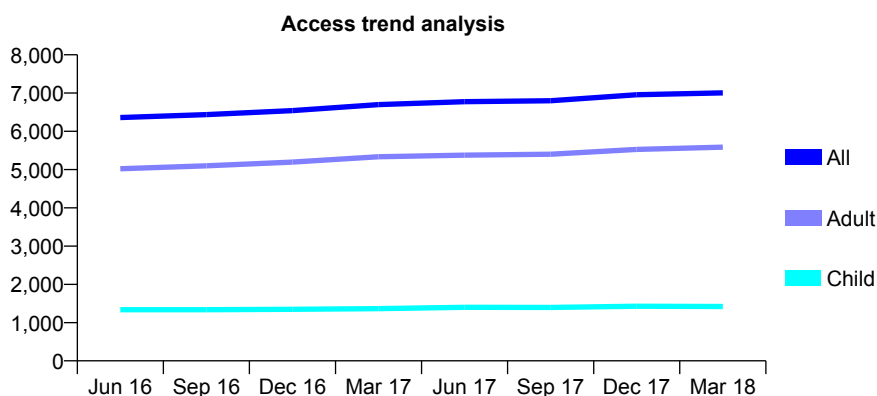
Q56 - Vital Signs At a Glance Contract Report for 197254/0001 - March 2018

Name or company name	Miss Susan Allen and Mr Terence Michael .
Contract type name	GDS Contract
Purpose of contract	General
Contract start date	01/03/2014
Contract end date	

17/18 Contracted general activity (UDA)	20,007
Carry forward general activity (UDA)	-227
17/18 Contracted orthodontic activity (UOA)	0
Carry forward orthodontic activity (UOA)	0
Baseline contract value	£533,460.54

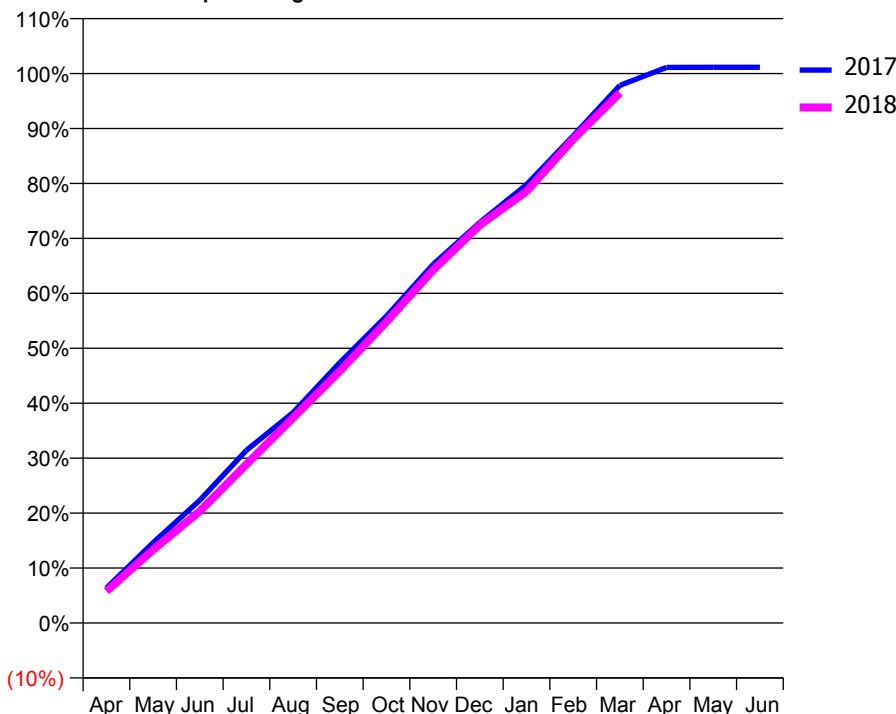
ACCESS*

Patients seen in 24 months	Total	Change since previous quarter
Quarter ending March 2017	6,699	
Quarter ending June 2017	6,775	→
Quarter ending September 2017	6,800	→
Quarter ending December 2017	6,955	↑
Quarter ending March 2018	7,005	→
Variance since March 2017	4.6%	↑



ACTIVITY

Cumulative percentage of contracted UDA delivered 2017 & 2018



Month	Adjusted Scheduled Activity (UDA)	
	2017	2018
April	1,274	1,157
May	2,924	2,667
June	4,467	4,073
July	6,289	5,779
August	7,662	7,473
September	9,478	9,175
October	11,172	10,972
November	13,060	12,855
December	14,585	14,492
January	15,963	15,713
February	17,738	17,617
March	19,572	19,299
April	20,228	
May	20,235	
June	20,234	

QUALITY

	Quantity	Base Number	Contract	AT	Region	England
% of FP17s for the same patient ID Re-attending within 3 months - Children	200	2,188	9.1%	11.0%	11.6%	11.9%
% of FP17s for the same patient ID Re-attending within 3 months - Adults	1,171	7,556	15.5%	14.6%	15.4%	16.0%
% of FP17s for the same patient ID Re-attending between 3 & 9 months - Children	1,310	2,188	59.9%	59.6%	59.4%	58.3%
% of FP17s for the same patient ID Re-attending between 3 & 9 months - Adults	3,593	7,556	47.6%	48.5%	51.3%	50.3%
% of FP17s for Band 1 Urgent Courses	1,130	9,417	12.0%	9.4%	8.0%	9.1%
% of FP17s Relating to Free Repair or Replacements	77	9,417	0.8%	0.8%	0.8%	0.8%
% of FP17s Relating to Continuations	110	9,417	1.2%	1.1%	1.0%	1.0%
% of Patients satisfied with the dentistry they have received	7	7	N/A	92.3%	91.7%	91.5%
% of Patients satisfied with the time they had to wait for an appointment	7	7	N/A	87.4%	88.3%	87.9%

* This is based on patients treated on this contract for their most recent course of treatment. Figures in italics indicate the base number of FP17s or Patient Questionnaire responses are less than 100. N/A is shown where the base number of responses is less than 10 during the period. % is calculated as Quantity/Base number*100

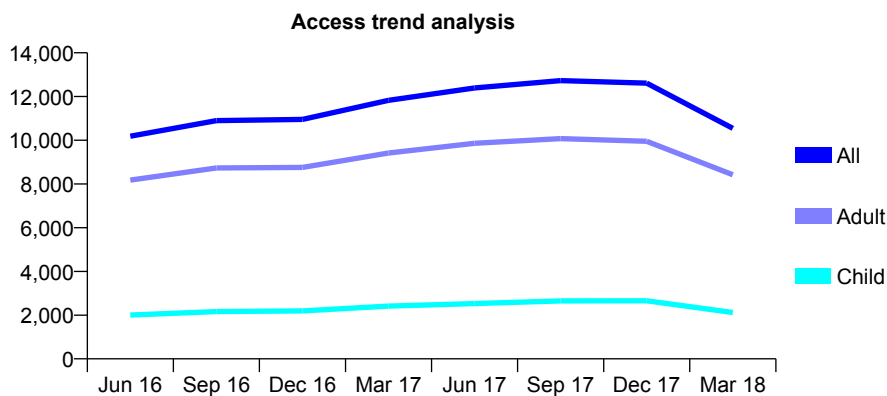
Q56 - Vital Signs At a Glance Contract Report for 199176/0001 - March 2018

Name or company name	Larry Levin & Jeff Sherer
Contract type name	GDS Contract
Purpose of contract	General
Contract start date	01/04/2013
Contract end date	

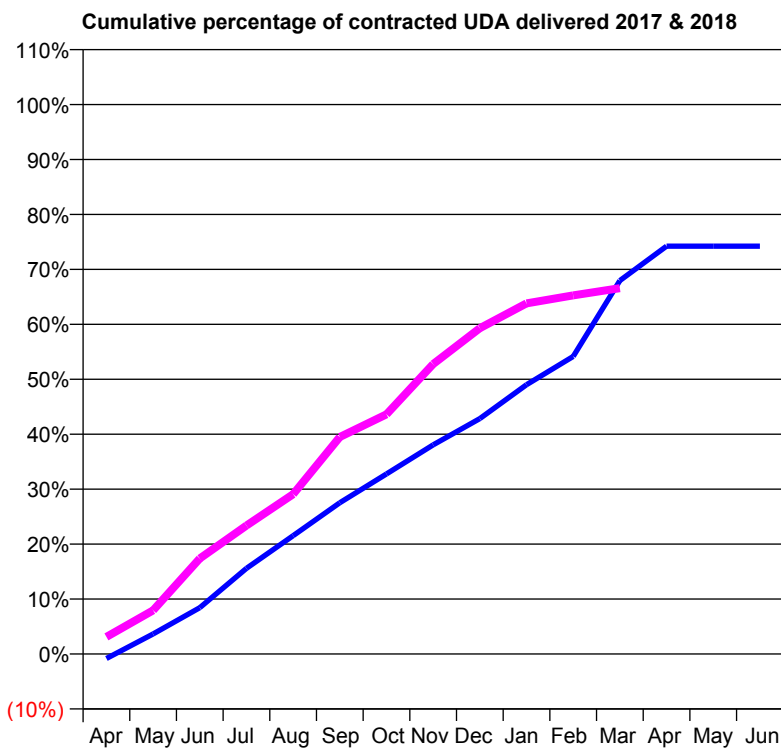
17/18 Contracted general activity (UDA)	51,387
Carry forward general activity (UDA)	0
17/18 Contracted orthodontic activity (UOA)	0
Carry forward orthodontic activity (UOA)	0
Baseline contract value	£1,077,715.05

ACCESS*

Patients seen in 24 months	Total	Change since previous quarter
Quarter ending March 2017	11,825	
Quarter ending June 2017	12,391	↑
Quarter ending September 2017	12,729	↑
Quarter ending December 2017	12,614	→
Quarter ending March 2018	10,544	↓
Variance since March 2017	(10.8%)	↓



ACTIVITY



Month	Adjusted Scheduled Activity (UDA)	
	2017	2018
April	-430	1,606
May	1,873	4,085
June	4,330	8,940
July	8,009	12,013
August	11,063	14,944
September	14,150	20,296
October	16,842	22,410
November	19,562	27,116
December	22,015	30,475
January	25,189	32,790
February	27,832	33,537
March	34,920	34,211
April	38,135	
May	38,136	
June	38,136	

QUALITY

	Quantity	Base Number	Contract	AT	Region	England
% of FP17s for the same patient ID Re-attending within 3 months - Children	382	3,195	12.0%	11.0%	11.6%	11.9%
% of FP17s for the same patient ID Re-attending within 3 months - Adults	2,674	12,848	20.8%	14.6%	15.4%	16.0%
% of FP17s for the same patient ID Re-attending between 3 & 9 months - Children	1,443	3,195	45.2%	59.6%	59.4%	58.3%
% of FP17s for the same patient ID Re-attending between 3 & 9 months - Adults	5,449	12,848	42.4%	48.5%	51.3%	50.3%
% of FP17s for Band 1 Urgent Courses	2,986	14,891	20.1%	9.4%	8.0%	9.1%
% of FP17s Relating to Free Repair or Replacements	199	14,891	1.3%	0.8%	0.8%	0.8%
% of FP17s Relating to Continuations	419	14,891	2.8%	1.1%	1.0%	1.0%
% of Patients satisfied with the dentistry they have received	43	48	89.6%	92.3%	91.7%	91.5%
% of Patients satisfied with the time they had to wait for an appointment	43	48	89.6%	87.4%	88.3%	87.9%

* This is based on patients treated on this contract for their most recent course of treatment. Figures in italics indicate the base number of FP17s or Patient Questionnaire responses are less than 100. N/A is shown where the base number of responses is less than 10 during the period. % is calculated as Quantity/Base number*100

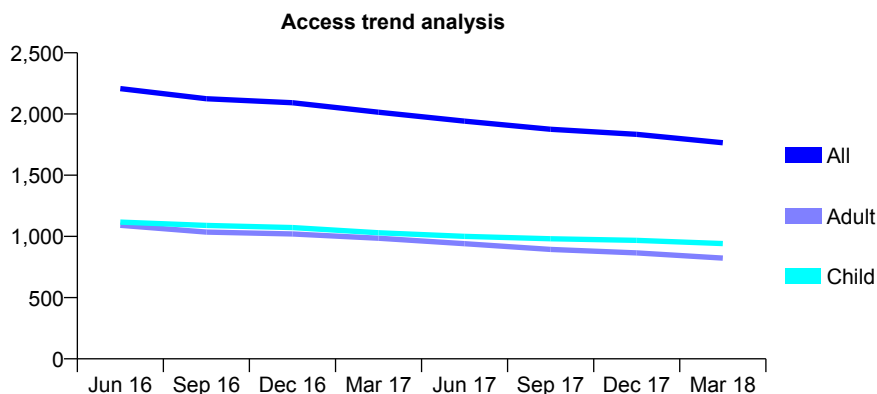
Q56 - Vital Signs At a Glance Contract Report for 199524/0001 - March 2018

Name or company name	Best, Hardy & Abeln
Contract type name	GDS Contract
Purpose of contract	General
Contract start date	01/04/2009
Contract end date	

17/18 Contracted general activity (UDA)	5,800
Carry forward general activity (UDA)	0
17/18 Contracted orthodontic activity (UOA)	0
Carry forward orthodontic activity (UOA)	0
Baseline contract value	£116,149.18

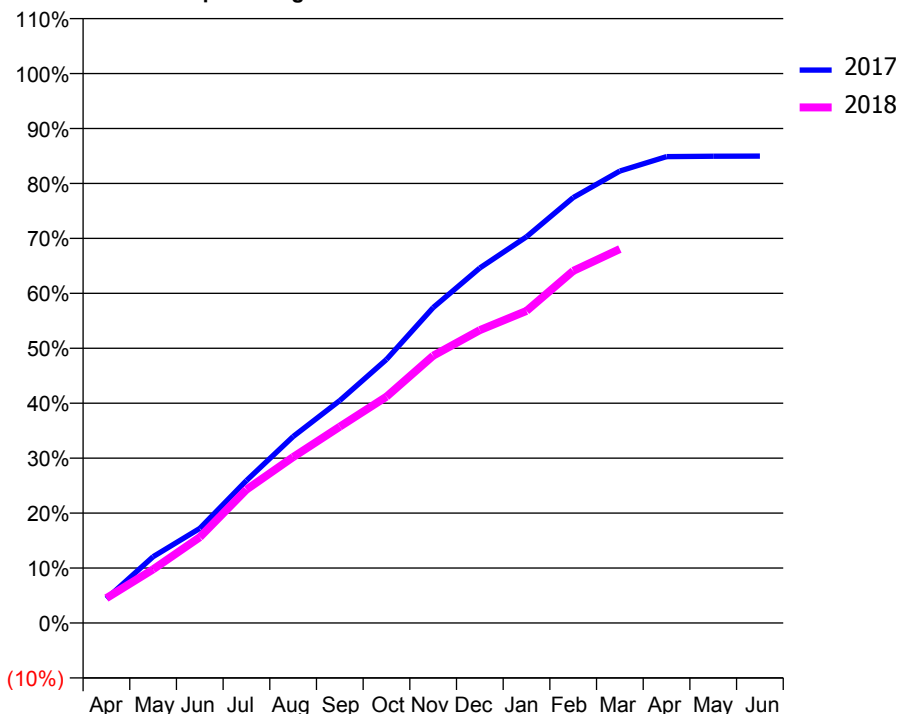
ACCESS*

Patients seen in 24 months	Total	Change since previous quarter
Quarter ending March 2017	2,015	
Quarter ending June 2017	1,942	↓
Quarter ending September 2017	1,875	↓
Quarter ending December 2017	1,834	↓
Quarter ending March 2018	1,765	↓
Variance since March 2017	(12.4%)	↓



ACTIVITY

Cumulative percentage of contracted UDA delivered 2017 & 2018



Month	Adjusted Scheduled Activity (UDA)	
	2017	2018
April	257	262
May	700	567
June	998	905
July	1,504	1,408
August	1,969	1,751
September	2,349	2,072
October	2,782	2,389
November	3,330	2,821
December	3,748	3,091
January	4,077	3,295
February	4,491	3,716
March	4,770	3,947
April	4,923	
May	4,927	
June	4,928	

QUALITY

	Quantity	Base Number	Contract	AT	Region	England
% of FP17s for the same patient ID Re-attending within 3 months - Children	157	1,489	10.5%	11.0%	11.6%	11.9%
% of FP17s for the same patient ID Re-attending within 3 months - Adults	225	952	23.6%	14.6%	15.4%	16.0%
% of FP17s for the same patient ID Re-attending between 3 & 9 months - Children	904	1,489	60.7%	59.6%	59.4%	58.3%
% of FP17s for the same patient ID Re-attending between 3 & 9 months - Adults	507	952	53.3%	48.5%	51.3%	50.3%
% of FP17s for Band 1 Urgent Courses	201	2,330	8.6%	9.4%	8.0%	9.1%
% of FP17s Relating to Free Repair or Replacements	0	2,330	0.0%	0.8%	0.8%	0.8%
% of FP17s Relating to Continuations	1	2,330	0.0%	1.1%	1.0%	1.0%
% of Patients satisfied with the dentistry they have received	2	2	N/A	92.3%	91.7%	91.5%
% of Patients satisfied with the time they had to wait for an appointment	2	2	N/A	87.4%	88.3%	87.9%

* This is based on patients treated on this contract for their most recent course of treatment. Figures in italics indicate the base number of FP17s or Patient Questionnaire responses are less than 100. N/A is shown where the base number of responses is less than 10 during the period. % is calculated as Quantity/Base number*100

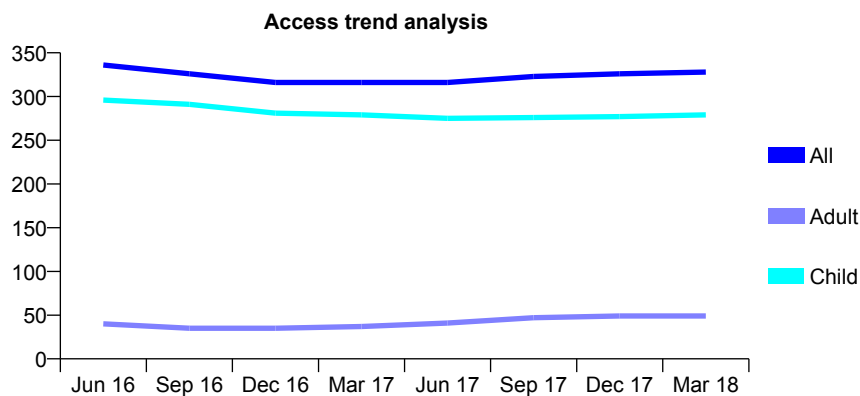
Q56 - Vital Signs At a Glance Contract Report for 204595/0002 - March 2018

Name or company name	MR MA OATES
Contract type name	GDS Contract
Purpose of contract	General
Contract start date	03/07/2011
Contract end date	

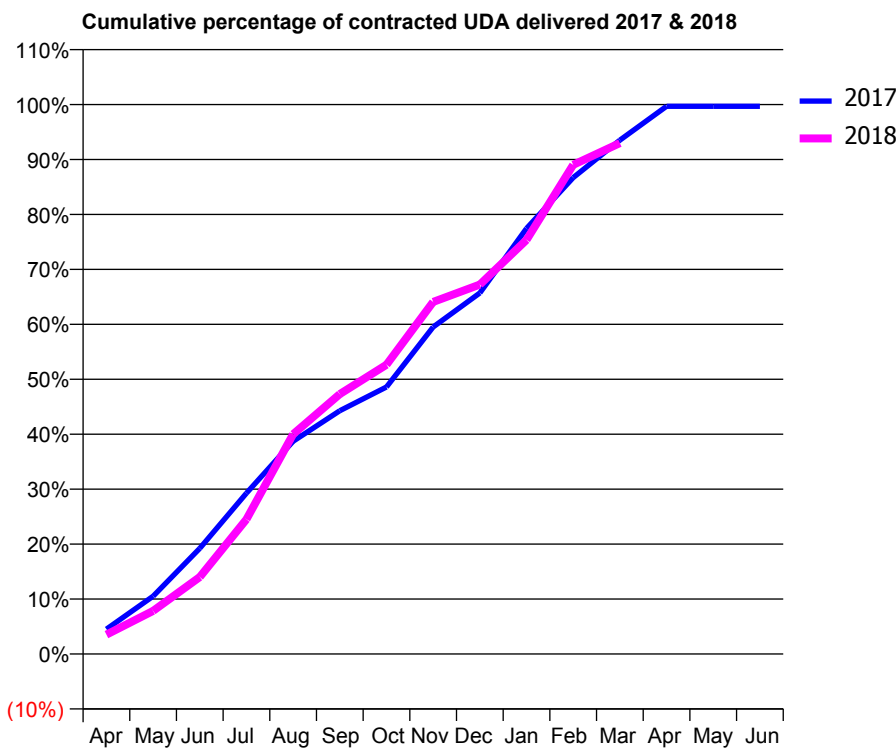
17/18 Contracted general activity (UDA)	487
Carry forward general activity (UDA)	2
17/18 Contracted orthodontic activity (UOA)	0
Carry forward orthodontic activity (UOA)	0
Baseline contract value	£10,350.35

ACCESS*

Patients seen in 24 months	Total	Change since previous quarter
Quarter ending March 2017	316	
Quarter ending June 2017	316	→
Quarter ending September 2017	323	↑
Quarter ending December 2017	326	→
Quarter ending March 2018	328	→
Variance since March 2017	3.8%	↑



ACTIVITY



Month	Adjusted Scheduled Activity (UDA)	
	2017	2018
April	22	17
May	51	38
June	94	68
July	143	119
August	189	195
September	216	230
October	237	256
November	290	312
December	320	327
January	377	367
February	422	434
March	455	453
April	485	
May	485	
June	485	

QUALITY

	Quantity	Base Number	Contract	AT	Region	England
% of FP17s for the same patient ID Re-attending within 3 months - Children	11	386	2.8%	11.0%	11.6%	11.9%
% of FP17s for the same patient ID Re-attending within 3 months - Adults	1	25	4.0%	14.6%	15.4%	16.0%
% of FP17s for the same patient ID Re-attending between 3 & 9 months - Children	226	386	58.5%	59.6%	59.4%	58.3%
% of FP17s for the same patient ID Re-attending between 3 & 9 months - Adults	8	25	32.0%	48.5%	51.3%	50.3%
% of FP17s for Band 1 Urgent Courses	19	383	5.0%	9.4%	8.0%	9.1%
% of FP17s Relating to Free Repair or Replacements	0	383	0.0%	0.8%	0.8%	0.8%
% of FP17s Relating to Continuations	0	383	0.0%	1.1%	1.0%	1.0%
% of Patients satisfied with the dentistry they have received	0	0	N/A	92.3%	91.7%	91.5%
% of Patients satisfied with the time they had to wait for an appointment	0	0	N/A	87.4%	88.3%	87.9%

* This is based on patients treated on this contract for their most recent course of treatment. Figures in italics indicate the base number of FP17s or Patient Questionnaire responses are less than 100. N/A is shown where the base number of responses is less than 10 during the period. % is calculated as Quantity/Base number*100

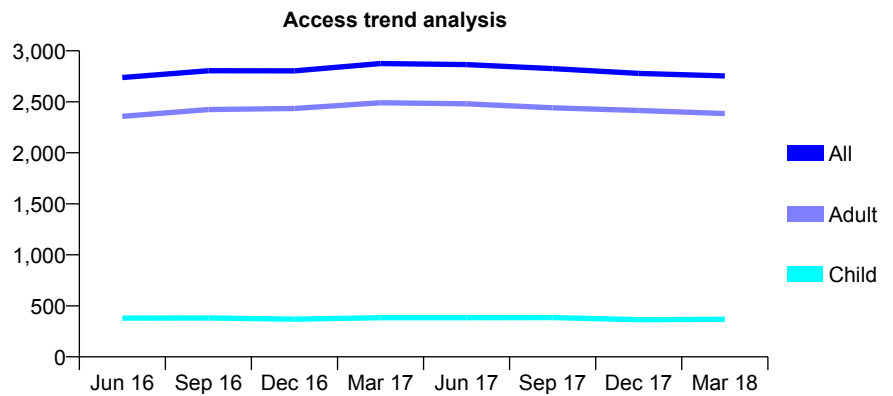
Q56 - Vital Signs At a Glance Contract Report for 205400/0001 - March 2018

Name or company name	MR IS SMITH
Contract type name	GDS Contract
Purpose of contract	General
Contract start date	01/04/2006
Contract end date	

17/18 Contracted general activity (UDA)	11,455
Carry forward general activity (UDA)	101
17/18 Contracted orthodontic activity (UOA)	0
Carry forward orthodontic activity (UOA)	0
Baseline contract value	£254,499.78

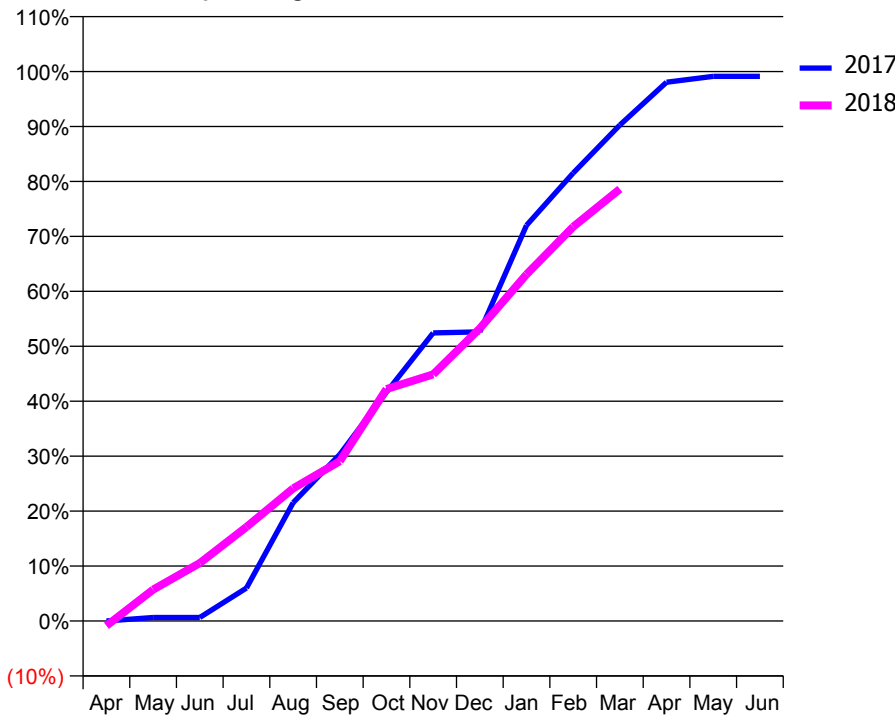
ACCESS*

Patients seen in 24 months	Total	Change since previous quarter
Quarter ending March 2017	2,875	
Quarter ending June 2017	2,865	→
Quarter ending September 2017	2,826	↓
Quarter ending December 2017	2,779	↓
Quarter ending March 2018	2,753	→
Variance since March 2017	(4.2%)	↓



ACTIVITY

Cumulative percentage of contracted UDA delivered 2017 & 2018



Month	Adjusted Scheduled Activity (UDA)	
	2017	2018
April	1	-101
May	74	653
June	75	1,209
July	688	1,961
August	2,466	2,765
September	3,473	3,331
October	4,771	4,835
November	6,004	5,141
December	6,027	6,100
January	8,250	7,226
February	9,339	8,218
March	10,340	9,004
April	11,232	
May	11,354	
June	11,354	

QUALITY

	Quantity	Base Number	Contract	AT	Region	England
% of FP17s for the same patient ID Re-attending within 3 months - Children	50	514	9.7%	11.0%	11.6%	11.9%
% of FP17s for the same patient ID Re-attending within 3 months - Adults	581	3,382	17.2%	14.6%	15.4%	16.0%
% of FP17s for the same patient ID Re-attending between 3 & 9 months - Children	349	514	67.9%	59.6%	59.4%	58.3%
% of FP17s for the same patient ID Re-attending between 3 & 9 months - Adults	2,218	3,382	65.6%	48.5%	51.3%	50.3%
% of FP17s for Band 1 Urgent Courses	105	3,514	3.0%	9.4%	8.0%	9.1%
% of FP17s Relating to Free Repair or Replacements	2	3,514	0.1%	0.8%	0.8%	0.8%
% of FP17s Relating to Continuations	13	3,514	0.4%	1.1%	1.0%	1.0%
% of Patients satisfied with the dentistry they have received	10	10	100.0%	92.3%	91.7%	91.5%
% of Patients satisfied with the time they had to wait for an appointment	9	10	90.0%	87.4%	88.3%	87.9%

* This is based on patients treated on this contract for their most recent course of treatment. Figures in italics indicate the base number of FP17s or Patient Questionnaire responses are less than 100. N/A is shown where the base number of responses is less than 10 during the period. % is calculated as Quantity/Base number*100

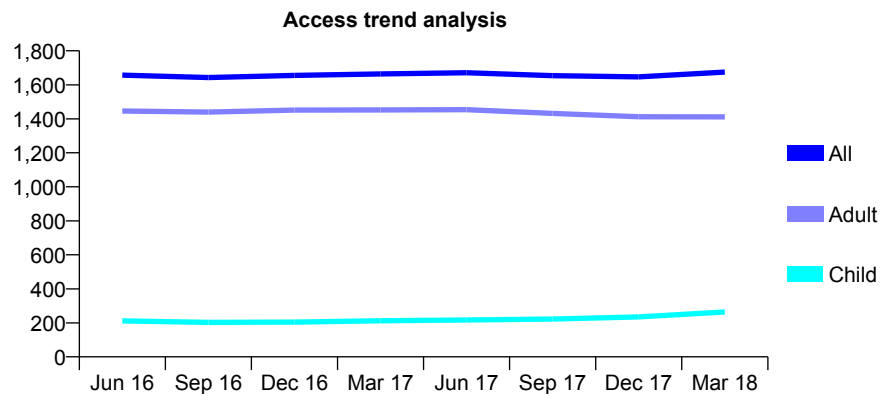
Q56 - Vital Signs At a Glance Contract Report for 209325/0001 - March 2018

Name or company name	Shiamiela Hussain
Contract type name	GDS Contract
Purpose of contract	General and Orthodontic
Contract start date	01/04/2006
Contract end date	

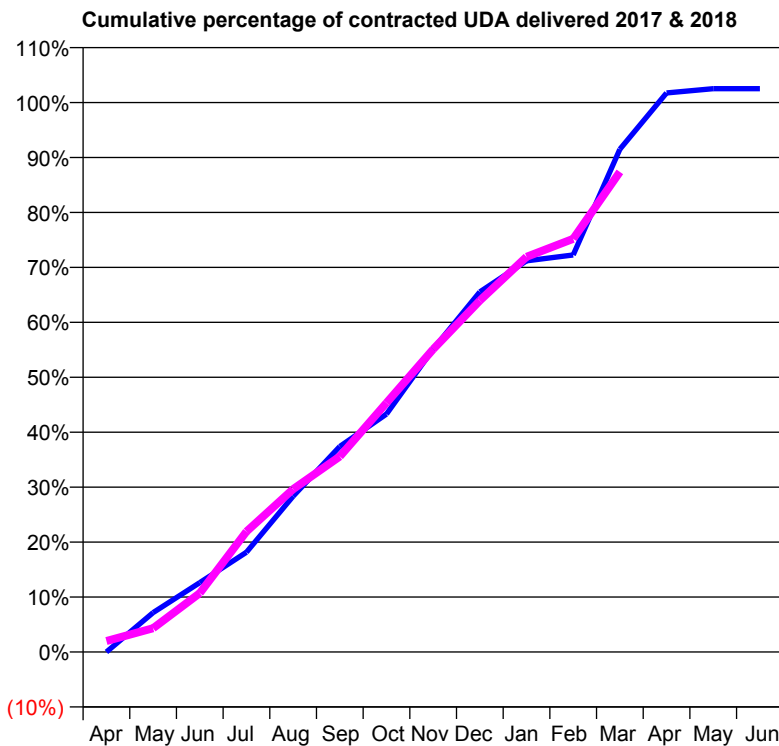
17/18 Contracted general activity (UDA)	4,640
Carry forward general activity (UDA)	-93
17/18 Contracted orthodontic activity (UOA)	420
Carry forward orthodontic activity (UOA)	0
Baseline contract value	£174,092.31

ACCESS*

Patients seen in 24 months	Total	Change since previous quarter
Quarter ending March 2017	1,664	
Quarter ending June 2017	1,671	→
Quarter ending September 2017	1,654	↓
Quarter ending December 2017	1,647	→
Quarter ending March 2018	1,675	→
Variance since March 2017	0.7%	→



ACTIVITY



Month	Adjusted Scheduled Activity (UDA)	
	2017	2018
April	0	93
May	332	201
June	586	497
July	842	1,017
August	1,315	1,375
September	1,736	1,651
October	2,009	2,104
November	2,557	2,556
December	3,040	2,967
January	3,303	3,337
February	3,352	3,489
March	4,246	4,054
April	4,721	
May	4,756	
June	4,756	

QUALITY

	Quantity	Base Number	Contract	AT	Region	England
% of FP17s for the same patient ID Re-attending within 3 months - Children	18	389	4.6%	11.0%	11.6%	11.9%
% of FP17s for the same patient ID Re-attending within 3 months - Adults	188	1,889	10.0%	14.6%	15.4%	16.0%
% of FP17s for the same patient ID Re-attending between 3 & 9 months - Children	154	389	39.6%	59.6%	59.4%	58.3%
% of FP17s for the same patient ID Re-attending between 3 & 9 months - Adults	871	1,889	46.1%	48.5%	51.3%	50.3%
% of FP17s for Band 1 Urgent Courses	120	1,991	6.0%	9.4%	8.0%	9.1%
% of FP17s Relating to Free Repair or Replacements	29	1,991	1.5%	0.8%	0.8%	0.8%
% of FP17s Relating to Continuations	8	1,991	0.4%	1.1%	1.0%	1.0%
% of Patients satisfied with the dentistry they have received	2	2	N/A	92.3%	91.7%	91.5%
% of Patients satisfied with the time they had to wait for an appointment	1	2	N/A	87.4%	88.3%	87.9%

* This is based on patients treated on this contract for their most recent course of treatment. Figures in italics indicate the base number of FP17s or Patient Questionnaire responses are less than 100. N/A is shown where the base number of responses is less than 10 during the period. % is calculated as Quantity/Base number*100

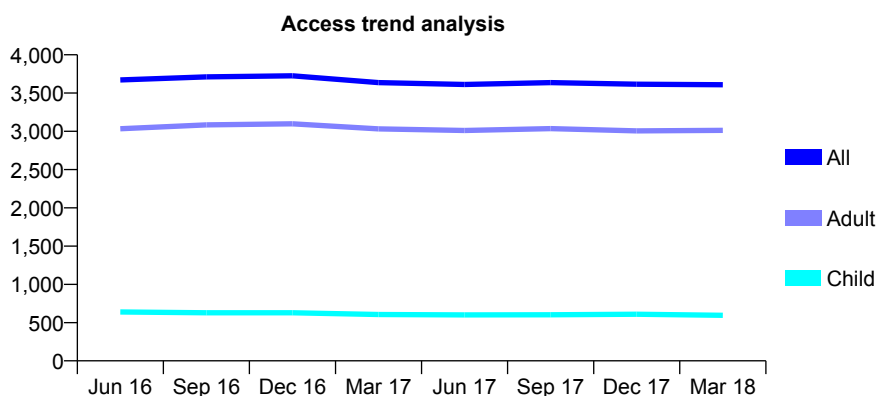
Q56 - Vital Signs At a Glance Contract Report for 213128/0003 - March 2018

Name or company name	MR RA BURKETT
Contract type name	GDS Contract
Purpose of contract	General
Contract start date	28/03/2013
Contract end date	

17/18 Contracted general activity (UDA)	7,548
Carry forward general activity (UDA)	-19
17/18 Contracted orthodontic activity (UOA)	0
Carry forward orthodontic activity (UOA)	0
Baseline contract value	£167,299.87

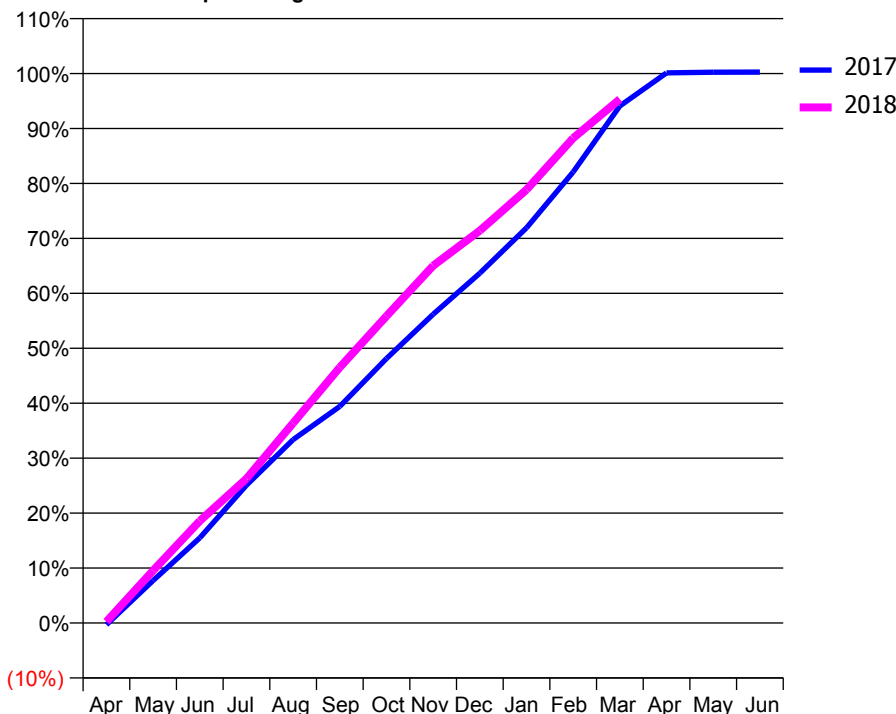
ACCESS*

Patients seen in 24 months	Total	Change since previous quarter
Quarter ending March 2017	3,637	
Quarter ending June 2017	3,612	→
Quarter ending September 2017	3,637	→
Quarter ending December 2017	3,615	→
Quarter ending March 2018	3,608	→
Variance since March 2017	(0.8%)	→



ACTIVITY

Cumulative percentage of contracted UDA delivered 2017 & 2018



Month	Adjusted Scheduled Activity (UDA)	
	2017	2018
April	-24	19
May	583	721
June	1,170	1,402
July	1,893	1,982
August	2,519	2,747
September	2,976	3,513
October	3,634	4,215
November	4,241	4,908
December	4,806	5,389
January	5,429	5,952
February	6,195	6,660
March	7,102	7,195
April	7,556	
May	7,566	
June	7,567	

QUALITY

	Quantity	Base Number	Contract	AT	Region	England
% of FP17s for the same patient ID Re-attending within 3 months - Children	42	558	7.5%	11.0%	11.6%	11.9%
% of FP17s for the same patient ID Re-attending within 3 months - Adults	301	2,914	10.3%	14.6%	15.4%	16.0%
% of FP17s for the same patient ID Re-attending between 3 & 9 months - Children	94	558	16.8%	59.6%	59.4%	58.3%
% of FP17s for the same patient ID Re-attending between 3 & 9 months - Adults	785	2,914	26.9%	48.5%	51.3%	50.3%
% of FP17s for Band 1 Urgent Courses	305	3,289	9.3%	9.4%	8.0%	9.1%
% of FP17s Relating to Free Repair or Replacements	0	3,289	0.0%	0.8%	0.8%	0.8%
% of FP17s Relating to Continuations	2	3,289	0.1%	1.1%	1.0%	1.0%
% of Patients satisfied with the dentistry they have received	4	4	N/A	92.3%	91.7%	91.5%
% of Patients satisfied with the time they had to wait for an appointment	4	4	N/A	87.4%	88.3%	87.9%

* This is based on patients treated on this contract for their most recent course of treatment. Figures in italics indicate the base number of FP17s or Patient Questionnaire responses are less than 100. N/A is shown where the base number of responses is less than 10 during the period. % is calculated as Quantity/Base number*100

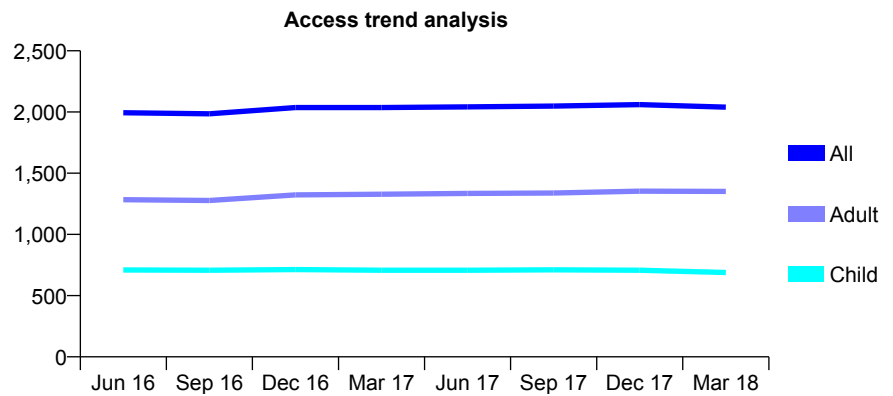
Q56 - Vital Signs At a Glance Contract Report for 214086/0001 - March 2018

Name or company name	The Little House Dental Surgery
Contract type name	GDS Contract
Purpose of contract	General
Contract start date	01/04/2006
Contract end date	

17/18 Contracted general activity (UDA)	4,690
Carry forward general activity (UDA)	13
17/18 Contracted orthodontic activity (UOA)	0
Carry forward orthodontic activity (UOA)	0
Baseline contract value	£106,800.94

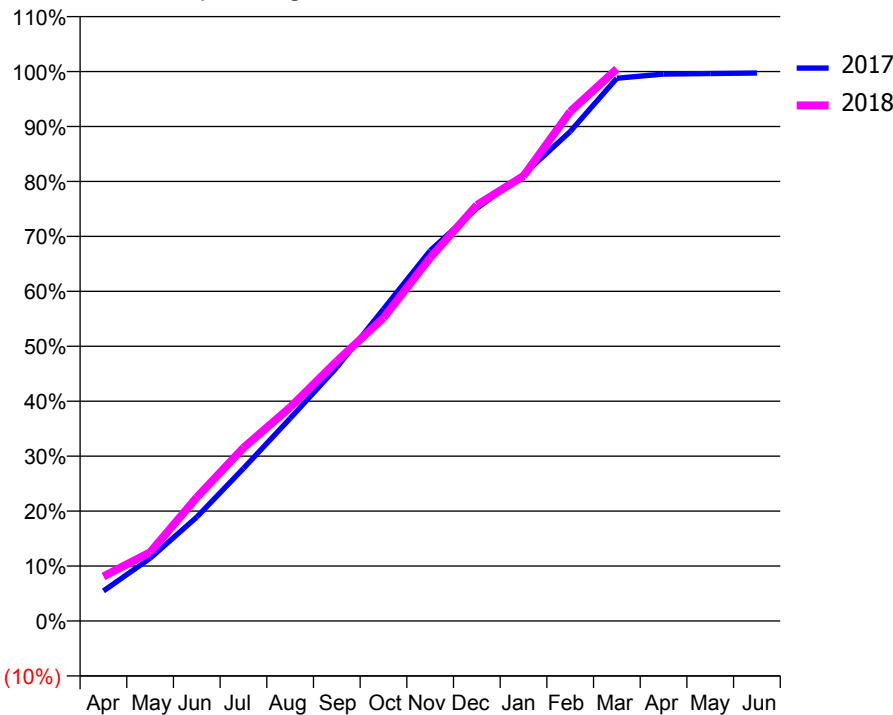
ACCESS*

Patients seen in 24 months	Total	Change since previous quarter
Quarter ending March 2017	2,036	
Quarter ending June 2017	2,042	→
Quarter ending September 2017	2,049	→
Quarter ending December 2017	2,061	→
Quarter ending March 2018	2,040	↓
Variance since March 2017	0.2%	→



ACTIVITY

Cumulative percentage of contracted UDA delivered 2017 & 2018



Month	Adjusted Scheduled Activity (UDA)	
	2017	2018
April	256	381
May	536	586
June	887	1,055
July	1,302	1,479
August	1,729	1,823
September	2,165	2,217
October	2,663	2,588
November	3,161	3,101
December	3,523	3,551
January	3,811	3,798
February	4,178	4,348
March	4,633	4,712
April	4,668	
May	4,673	
June	4,677	

QUALITY

	Quantity	Base Number	Contract	AT	Region	England
% of FP17s for the same patient ID Re-attending within 3 months - Children	55	1,097	5.0%	11.0%	11.6%	11.9%
% of FP17s for the same patient ID Re-attending within 3 months - Adults	261	1,948	13.4%	14.6%	15.4%	16.0%
% of FP17s for the same patient ID Re-attending between 3 & 9 months - Children	690	1,097	62.9%	59.6%	59.4%	58.3%
% of FP17s for the same patient ID Re-attending between 3 & 9 months - Adults	1,128	1,948	57.9%	48.5%	51.3%	50.3%
% of FP17s for Band 1 Urgent Courses	191	3,007	6.4%	9.4%	8.0%	9.1%
% of FP17s Relating to Free Repair or Replacements	10	3,007	0.3%	0.8%	0.8%	0.8%
% of FP17s Relating to Continuations	45	3,007	1.5%	1.1%	1.0%	1.0%
% of Patients satisfied with the dentistry they have received	8	8	N/A	92.3%	91.7%	91.5%
% of Patients satisfied with the time they had to wait for an appointment	7	8	N/A	87.4%	88.3%	87.9%

* This is based on patients treated on this contract for their most recent course of treatment. Figures in italics indicate the base number of FP17s or Patient Questionnaire responses are less than 100. N/A is shown where the base number of responses is less than 10 during the period. % is calculated as Quantity/Base number*100

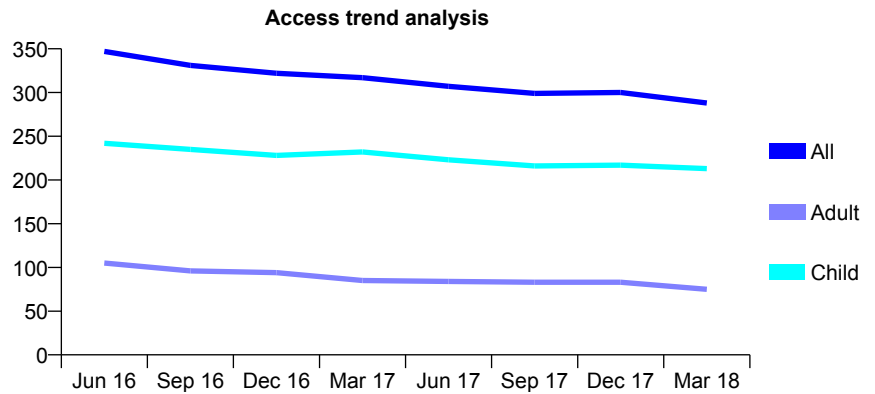
Q56 - Vital Signs At a Glance Contract Report for 215813/0001 - March 2018

Name or company name	MR CJ WHITER
Contract type name	GDS Contract
Purpose of contract	General
Contract start date	01/04/2006
Contract end date	

17/18 Contracted general activity (UDA)	486
Carry forward general activity (UDA)	0
17/18 Contracted orthodontic activity (UOA)	0
Carry forward orthodontic activity (UOA)	0
Baseline contract value	£10,157.77

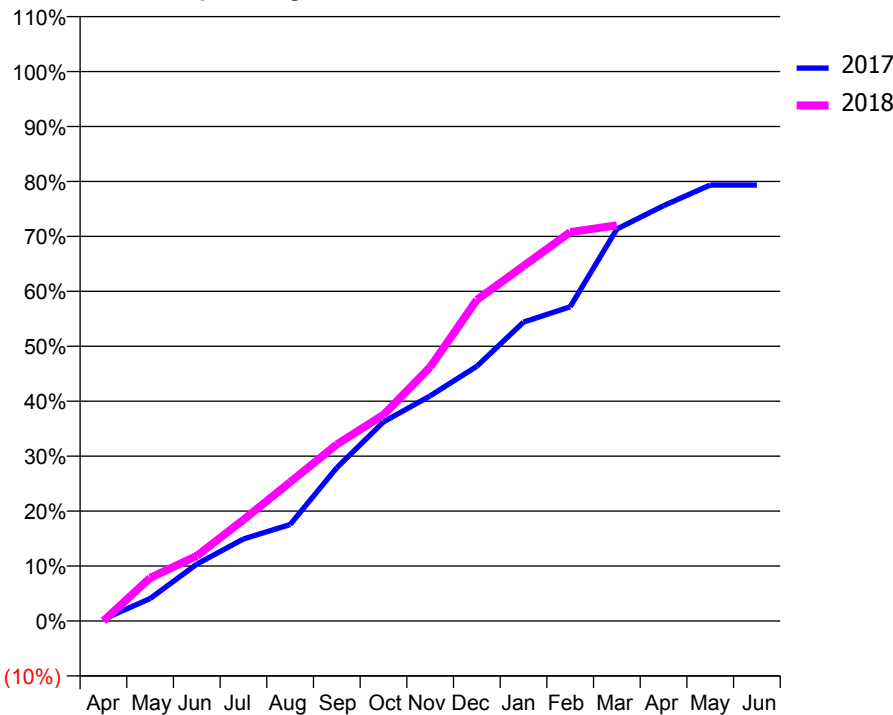
ACCESS*

Patients seen in 24 months	Total	Change since previous quarter
Quarter ending March 2017	317	
Quarter ending June 2017	307	↓
Quarter ending September 2017	299	↓
Quarter ending December 2017	300	→
Quarter ending March 2018	288	↓
Variance since March 2017	(9.1%)	↓



ACTIVITY

Cumulative percentage of contracted UDA delivered 2017 & 2018



Month	Adjusted Scheduled Activity (UDA)	
	2017	2018
April	2	0
May	25	38
June	63	58
July	91	90
August	107	123
September	170	156
October	221	182
November	250	225
December	283	284
January	332	314
February	349	344
March	436	350
April	462	
May	485	
June	485	

QUALITY

	Quantity	Base Number	Contract	AT	Region	England
% of FP17s for the same patient ID Re-attending within 3 months - Children	16	285	5.6%	11.0%	11.6%	11.9%
% of FP17s for the same patient ID Re-attending within 3 months - Adults	4	46	8.7%	14.6%	15.4%	16.0%
% of FP17s for the same patient ID Re-attending between 3 & 9 months - Children	188	285	66.0%	59.6%	59.4%	58.3%
% of FP17s for the same patient ID Re-attending between 3 & 9 months - Adults	18	46	39.1%	48.5%	51.3%	50.3%
% of FP17s for Band 1 Urgent Courses	11	307	3.6%	9.4%	8.0%	9.1%
% of FP17s Relating to Free Repair or Replacements	0	307	0.0%	0.8%	0.8%	0.8%
% of FP17s Relating to Continuations	0	307	0.0%	1.1%	1.0%	1.0%
% of Patients satisfied with the dentistry they have received	0	0	N/A	92.3%	91.7%	91.5%
% of Patients satisfied with the time they had to wait for an appointment	0	0	N/A	87.4%	88.3%	87.9%

* This is based on patients treated on this contract for their most recent course of treatment. Figures in italics indicate the base number of FP17s or Patient Questionnaire responses are less than 100. N/A is shown where the base number of responses is less than 10 during the period. % is calculated as Quantity/Base number*100

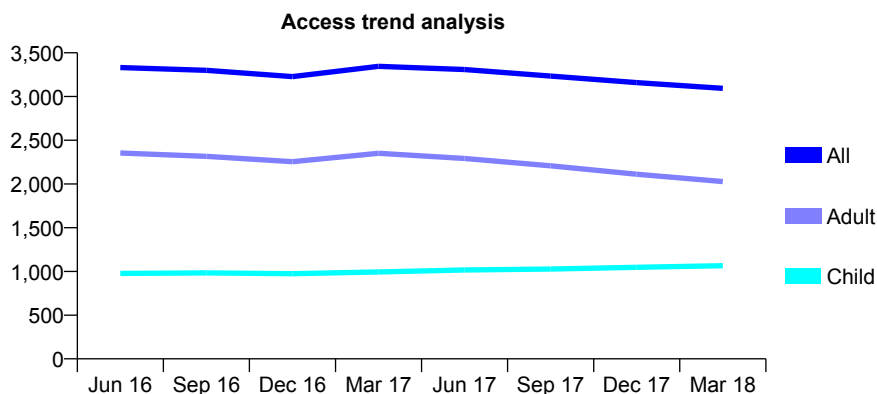
Q56 - Vital Signs At a Glance Contract Report for 215988/0001 - March 2018

Name or company name	MR PG SANDERS
Contract type name	GDS Contract
Purpose of contract	General
Contract start date	01/04/2006
Contract end date	

17/18 Contracted general activity (UDA)	6,951
Carry forward general activity (UDA)	-139
17/18 Contracted orthodontic activity (UOA)	0
Carry forward orthodontic activity (UOA)	0
Baseline contract value	£189,901.33

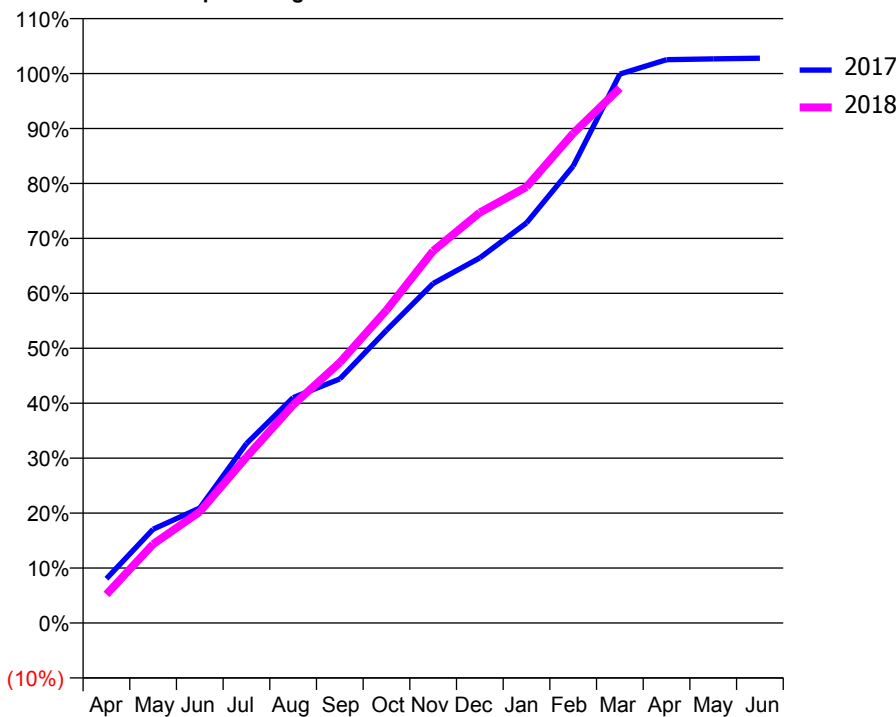
ACCESS*

Patients seen in 24 months	Total	Change since previous quarter
Quarter ending March 2017	3,345	
Quarter ending June 2017	3,308	↓
Quarter ending September 2017	3,234	↓
Quarter ending December 2017	3,159	↓
Quarter ending March 2018	3,093	↓
Variance since March 2017	(7.5%)	↓



ACTIVITY

Cumulative percentage of contracted UDA delivered 2017 & 2018



Month	Adjusted Scheduled Activity (UDA)	
	2017	2018
April	562	361
May	1,187	998
June	1,456	1,408
July	2,269	2,098
August	2,852	2,759
September	3,088	3,294
October	3,703	3,959
November	4,296	4,707
December	4,620	5,193
January	5,060	5,517
February	5,781	6,195
March	6,943	6,766
April	7,126	
May	7,136	
June	7,145	

QUALITY

	Quantity	Base Number	Contract	AT	Region	England
% of FP17s for the same patient ID Re-attending within 3 months - Children	274	1,952	14.0%	11.0%	11.6%	11.9%
% of FP17s for the same patient ID Re-attending within 3 months - Adults	537	3,446	15.6%	14.6%	15.4%	16.0%
% of FP17s for the same patient ID Re-attending between 3 & 9 months - Children	1,309	1,952	67.1%	59.6%	59.4%	58.3%
% of FP17s for the same patient ID Re-attending between 3 & 9 months - Adults	2,472	3,446	71.7%	48.5%	51.3%	50.3%
% of FP17s for Band 1 Urgent Courses	278	4,425	6.3%	9.4%	8.0%	9.1%
% of FP17s Relating to Free Repair or Replacements	48	4,425	1.1%	0.8%	0.8%	0.8%
% of FP17s Relating to Continuations	34	4,425	0.8%	1.1%	1.0%	1.0%
% of Patients satisfied with the dentistry they have received	3	3	N/A	92.3%	91.7%	91.5%
% of Patients satisfied with the time they had to wait for an appointment	3	3	N/A	87.4%	88.3%	87.9%

* This is based on patients treated on this contract for their most recent course of treatment. Figures in italics indicate the base number of FP17s or Patient Questionnaire responses are less than 100. N/A is shown where the base number of responses is less than 10 during the period. % is calculated as Quantity/Base number*100

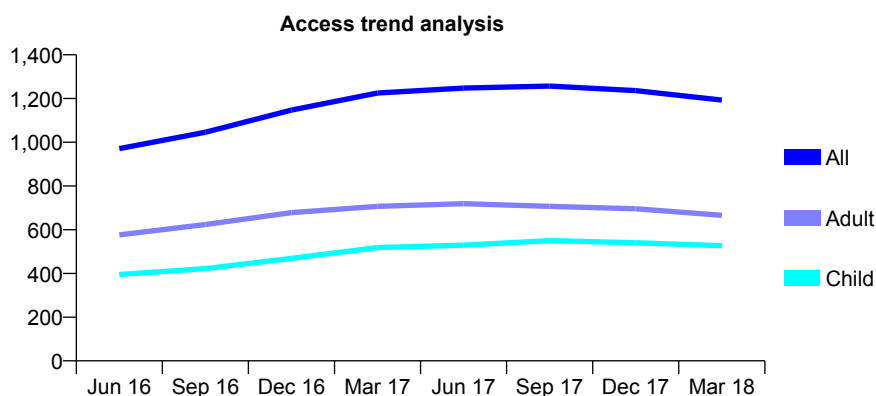
Q56 - Vital Signs At a Glance Contract Report for 220469/0001 - March 2018

Name or company name	Riverside Dental Surgery
Contract type name	GDS Contract
Purpose of contract	General and Orthodontic
Contract start date	01/04/2006
Contract end date	

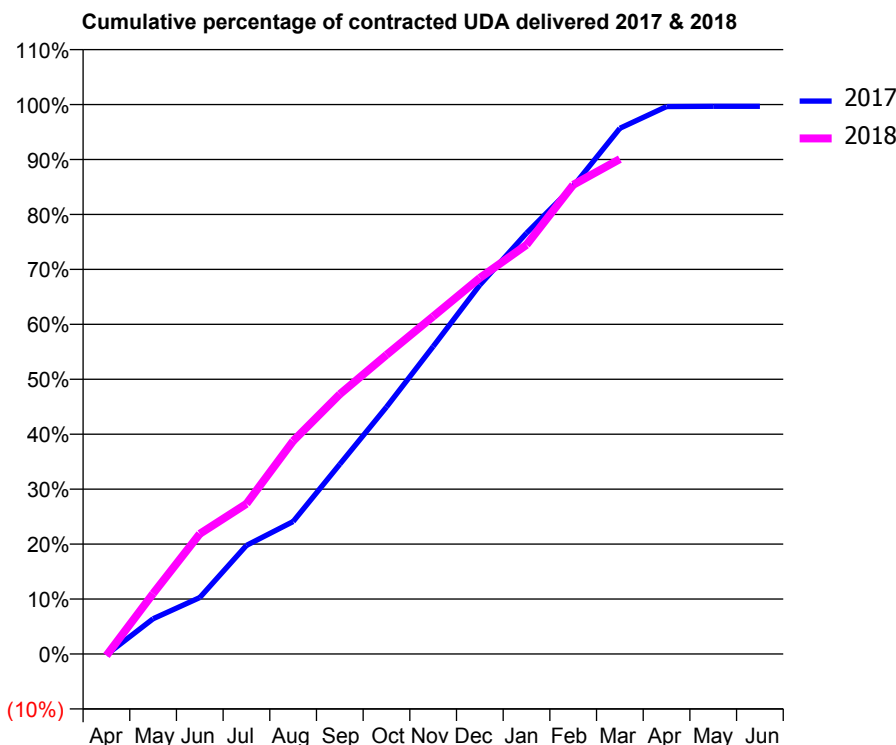
17/18 Contracted general activity (UDA)	2,583
Carry forward general activity (UDA)	8
17/18 Contracted orthodontic activity (UOA)	129
Carry forward orthodontic activity (UOA)	0
Baseline contract value	£66,283.71

ACCESS*

Patients seen in 24 months	Total	Change since previous quarter
Quarter ending March 2017	1,225	
Quarter ending June 2017	1,248	→
Quarter ending September 2017	1,257	→
Quarter ending December 2017	1,236	↓
Quarter ending March 2018	1,193	↓
Variance since March 2017	(2.6%)	↓



ACTIVITY



Month	Adjusted Scheduled Activity (UDA)	
	2017	2018
April	-4	-8
May	166	284
June	266	565
July	511	706
August	623	1,002
September	892	1,222
October	1,161	1,406
November	1,446	1,587
December	1,735	1,768
January	1,979	1,923
February	2,199	2,206
March	2,471	2,327
April	2,573	
May	2,575	
June	2,575	

QUALITY

	Quantity	Base Number	Contract	AT	Region	England
% of FP17s for the same patient ID Re-attending within 3 months - Children	23	695	3.3%	11.0%	11.6%	11.9%
% of FP17s for the same patient ID Re-attending within 3 months - Adults	93	795	11.7%	14.6%	15.4%	16.0%
% of FP17s for the same patient ID Re-attending between 3 & 9 months - Children	440	695	63.3%	59.6%	59.4%	58.3%
% of FP17s for the same patient ID Re-attending between 3 & 9 months - Adults	470	795	59.1%	48.5%	51.3%	50.3%
% of FP17s for Band 1 Urgent Courses	14	1,409	1.0%	9.4%	8.0%	9.1%
% of FP17s Relating to Free Repair or Replacements	17	1,409	1.2%	0.8%	0.8%	0.8%
% of FP17s Relating to Continuations	5	1,409	0.4%	1.1%	1.0%	1.0%
% of Patients satisfied with the dentistry they have received	2	3	N/A	92.3%	91.7%	91.5%
% of Patients satisfied with the time they had to wait for an appointment	2	3	N/A	87.4%	88.3%	87.9%

* This is based on patients treated on this contract for their most recent course of treatment. Figures in italics indicate the base number of FP17s or Patient Questionnaire responses are less than 100. N/A is shown where the base number of responses is less than 10 during the period. % is calculated as Quantity/Base number*100

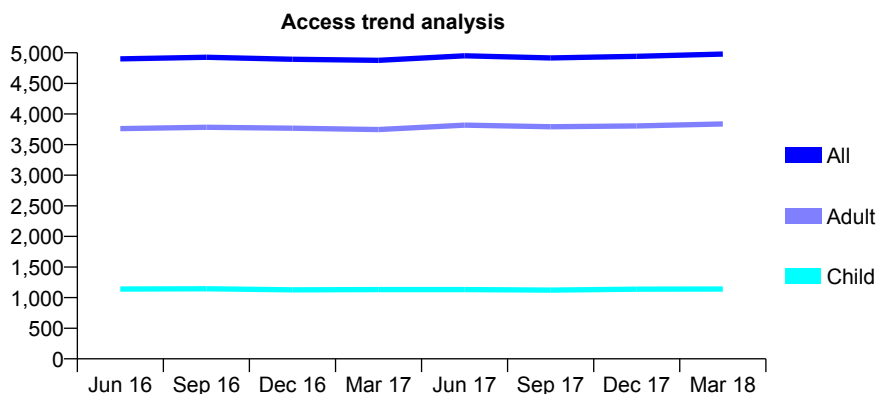
Q56 - Vital Signs At a Glance Contract Report for 222224/0001 - March 2018

Name or company name	MR DA STOTT
Contract type name	GDS Contract
Purpose of contract	General and Orthodontic
Contract start date	01/04/2006
Contract end date	

17/18 Contracted general activity (UDA)	12,808
Carry forward general activity (UDA)	56
17/18 Contracted orthodontic activity (UOA)	602
Carry forward orthodontic activity (UOA)	-12
Baseline contract value	£343,510.45

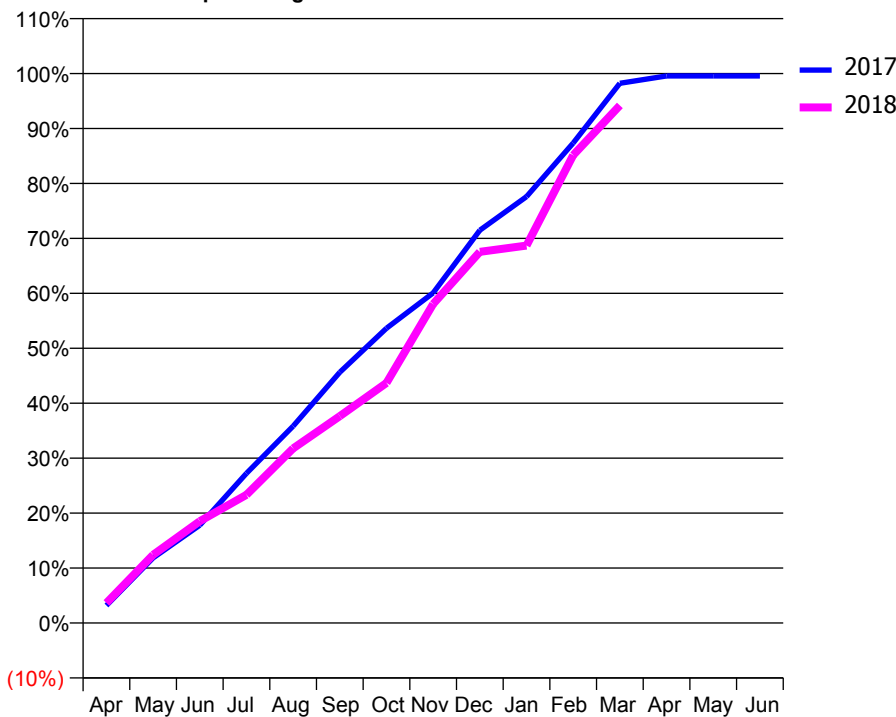
ACCESS*

Patients seen in 24 months	Total	Change since previous quarter
Quarter ending March 2017	4,877	
Quarter ending June 2017	4,950	→
Quarter ending September 2017	4,916	→
Quarter ending December 2017	4,943	→
Quarter ending March 2018	4,979	→
Variance since March 2017	2.1%	↑



ACTIVITY

Cumulative percentage of contracted UDA delivered 2017 & 2018



Adjusted Scheduled Activity (UDA)

Month	2017	2018
April	409	469
May	1,518	1,591
June	2,280	2,372
July	3,489	2,987
August	4,588	4,070
September	5,844	4,821
October	6,869	5,596
November	7,695	7,435
December	9,155	8,653
January	9,938	8,797
February	11,186	10,905
March	12,581	12,064
April	12,752	
May	12,752	
June	12,752	

QUALITY

	Quantity	Base Number	Contract	AT	Region	England
% of FP17s for the same patient ID Re-attending within 3 months - Children	186	1,978	9.4%	11.0%	11.6%	11.9%
% of FP17s for the same patient ID Re-attending within 3 months - Adults	635	5,922	10.7%	14.6%	15.4%	16.0%
% of FP17s for the same patient ID Re-attending between 3 & 9 months - Children	1,419	1,978	71.7%	59.6%	59.4%	58.3%
% of FP17s for the same patient ID Re-attending between 3 & 9 months - Adults	4,077	5,922	68.8%	48.5%	51.3%	50.3%
% of FP17s for Band 1 Urgent Courses	339	6,427	5.3%	9.4%	8.0%	9.1%
% of FP17s Relating to Free Repair or Replacements	79	6,427	1.2%	0.8%	0.8%	0.8%
% of FP17s Relating to Continuations	98	6,427	1.5%	1.1%	1.0%	1.0%
% of Patients satisfied with the dentistry they have received	3	3	N/A	92.3%	91.7%	91.5%
% of Patients satisfied with the time they had to wait for an appointment	3	3	N/A	87.4%	88.3%	87.9%

* This is based on patients treated on this contract for their most recent course of treatment. Figures in italics indicate the base number of FP17s or Patient Questionnaire responses are less than 100. N/A is shown where the base number of responses is less than 10 during the period. % is calculated as Quantity/Base number*100

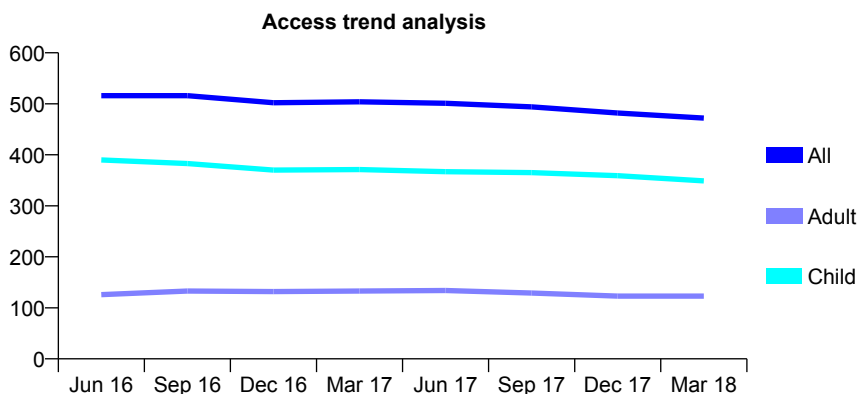
Q56 - Vital Signs At a Glance Contract Report for 229105/0001 - March 2018

Name or company name	MR DP BELLAMY
Contract type name	GDS Contract
Purpose of contract	General
Contract start date	01/04/2006
Contract end date	

17/18 Contracted general activity (UDA)	909
Carry forward general activity (UDA)	0
17/18 Contracted orthodontic activity (UOA)	0
Carry forward orthodontic activity (UOA)	0
Baseline contract value	£24,458.19

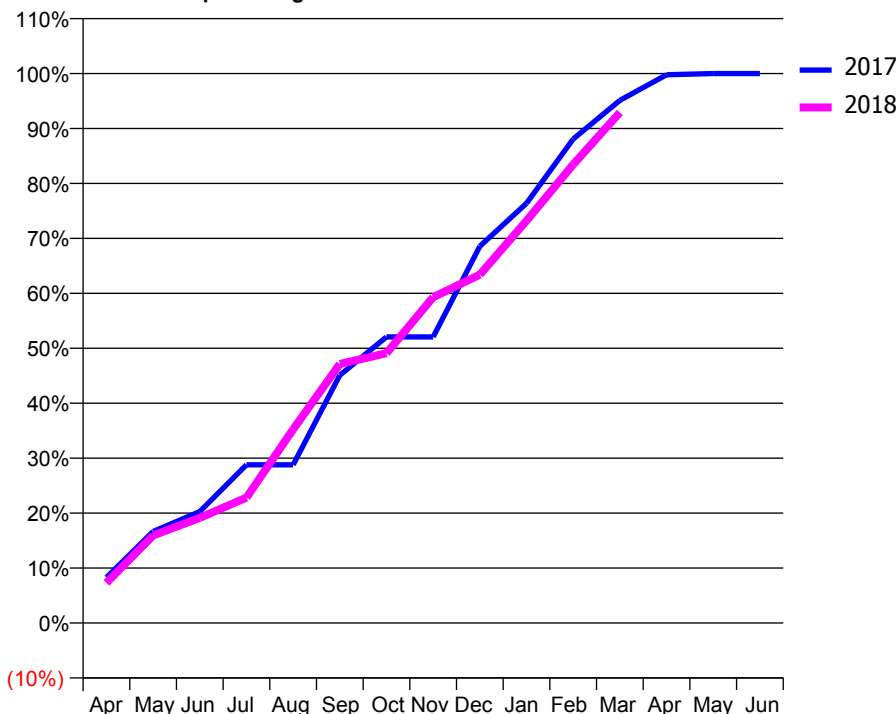
ACCESS*

Patients seen in 24 months	Total	Change since previous quarter
Quarter ending March 2017	504	
Quarter ending June 2017	501	→
Quarter ending September 2017	494	↓
Quarter ending December 2017	482	↓
Quarter ending March 2018	472	↓
Variance since March 2017	(6.3%)	↓



ACTIVITY

Cumulative percentage of contracted UDA delivered 2017 & 2018



Month	Adjusted Scheduled Activity (UDA)	
	2017	2018
April	75	66
May	151	145
June	184	174
July	262	207
August	262	320
September	410	428
October	473	446
November	473	539
December	623	576
January	694	665
February	801	758
March	865	845
April	907	
May	909	
June	909	

QUALITY

	Quantity	Base Number	Contract	AT	Region	England
% of FP17s for the same patient ID Re-attending within 3 months - Children	28	587	4.8%	11.0%	11.6%	11.9%
% of FP17s for the same patient ID Re-attending within 3 months - Adults	4	109	3.7%	14.6%	15.4%	16.0%
% of FP17s for the same patient ID Re-attending between 3 & 9 months - Children	393	587	67.0%	59.6%	59.4%	58.3%
% of FP17s for the same patient ID Re-attending between 3 & 9 months - Adults	64	109	58.7%	48.5%	51.3%	50.3%
% of FP17s for Band 1 Urgent Courses	13	671	1.9%	9.4%	8.0%	9.1%
% of FP17s Relating to Free Repair or Replacements	1	671	0.1%	0.8%	0.8%	0.8%
% of FP17s Relating to Continuations	3	671	0.4%	1.1%	1.0%	1.0%
% of Patients satisfied with the dentistry they have received	0	0	N/A	92.3%	91.7%	91.5%
% of Patients satisfied with the time they had to wait for an appointment	0	0	N/A	87.4%	88.3%	87.9%

* This is based on patients treated on this contract for their most recent course of treatment. Figures in italics indicate the base number of FP17s or Patient Questionnaire responses are less than 100. N/A is shown where the base number of responses is less than 10 during the period. % is calculated as Quantity/Base number*100

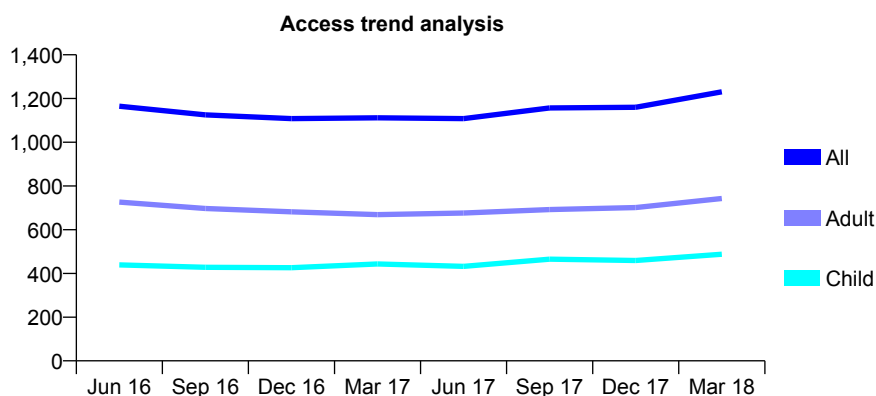
Q56 - Vital Signs At a Glance Contract Report for 232475/0001 - March 2018

Name or company name	Mr S Nicol, Mr R Bryant, Mr E Coyle and M
Contract type name	GDS Contract
Purpose of contract	General
Contract start date	01/04/2006
Contract end date	

17/18 Contracted general activity (UDA)	4,022
Carry forward general activity (UDA)	0
17/18 Contracted orthodontic activity (UOA)	0
Carry forward orthodontic activity (UOA)	0
Baseline contract value	£120,432.48

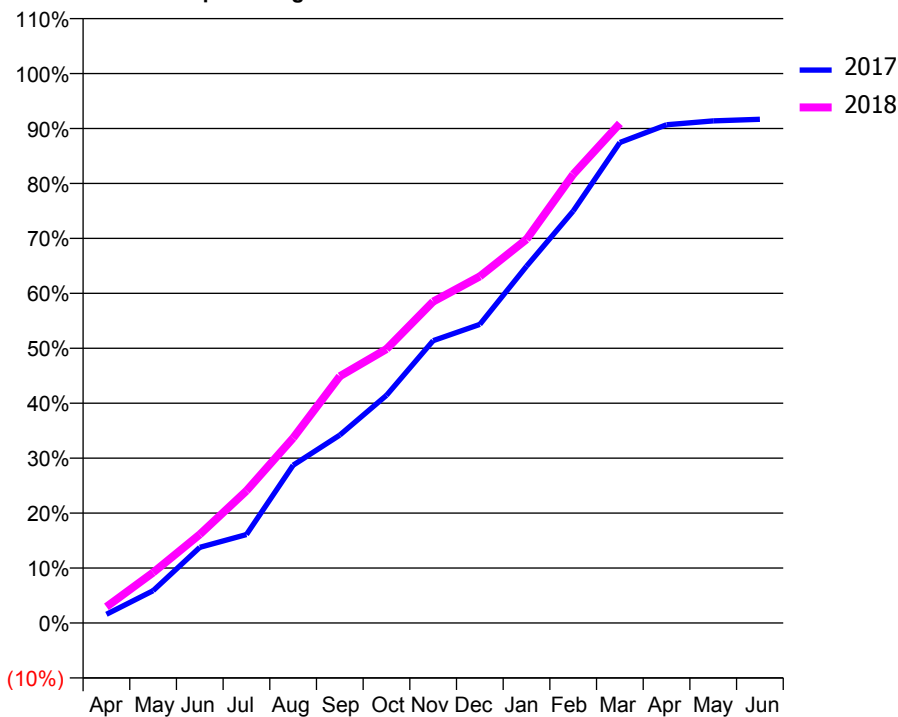
ACCESS*

Patients seen in 24 months	Total	Change since previous quarter
Quarter ending March 2017	1,112	
Quarter ending June 2017	1,108	→
Quarter ending September 2017	1,157	↑
Quarter ending December 2017	1,160	→
Quarter ending March 2018	1,231	↑
Variance since March 2017	10.7%	↑



ACTIVITY

Cumulative percentage of contracted UDA delivered 2017 & 2018



Adjusted Scheduled Activity (UDA)

Month	2017	2018
April	64	119
May	237	369
June	554	648
July	647	968
August	1,155	1,354
September	1,375	1,806
October	1,667	2,005
November	2,067	2,353
December	2,185	2,537
January	2,611	2,808
February	3,015	3,283
March	3,517	3,657
April	3,647	
May	3,676	
June	3,687	

QUALITY

	Quantity	Base Number	Contract	AT	Region	England
% of FP17s for the same patient ID Re-attending within 3 months - Children	84	847	9.9%	11.0%	11.6%	11.9%
% of FP17s for the same patient ID Re-attending within 3 months - Adults	125	948	13.2%	14.6%	15.4%	16.0%
% of FP17s for the same patient ID Re-attending between 3 & 9 months - Children	442	847	52.2%	59.6%	59.4%	58.3%
% of FP17s for the same patient ID Re-attending between 3 & 9 months - Adults	419	948	44.2%	48.5%	51.3%	50.3%
% of FP17s for Band 1 Urgent Courses	115	1,752	6.6%	9.4%	8.0%	9.1%
% of FP17s Relating to Free Repair or Replacements	6	1,752	0.3%	0.8%	0.8%	0.8%
% of FP17s Relating to Continuations	38	1,752	2.2%	1.1%	1.0%	1.0%
% of Patients satisfied with the dentistry they have received	2	2	N/A	92.3%	91.7%	91.5%
% of Patients satisfied with the time they had to wait for an appointment	1	2	N/A	87.4%	88.3%	87.9%

* This is based on patients treated on this contract for their most recent course of treatment. Figures in italics indicate the base number of FP17s or Patient Questionnaire responses are less than 100. N/A is shown where the base number of responses is less than 10 during the period. % is calculated as Quantity/Base number*100

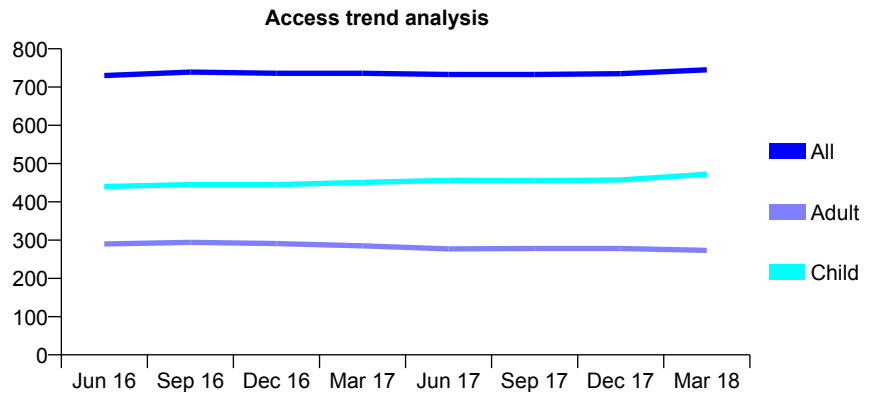
Q56 - Vital Signs At a Glance Contract Report for 233129/0001 - March 2018

Name or company name	MR RF TILLY
Contract type name	GDS Contract
Purpose of contract	General
Contract start date	01/04/2006
Contract end date	

17/18 Contracted general activity (UDA)	1,750
Carry forward general activity (UDA)	0
17/18 Contracted orthodontic activity (UOA)	0
Carry forward orthodontic activity (UOA)	0
Baseline contract value	£37,482.18

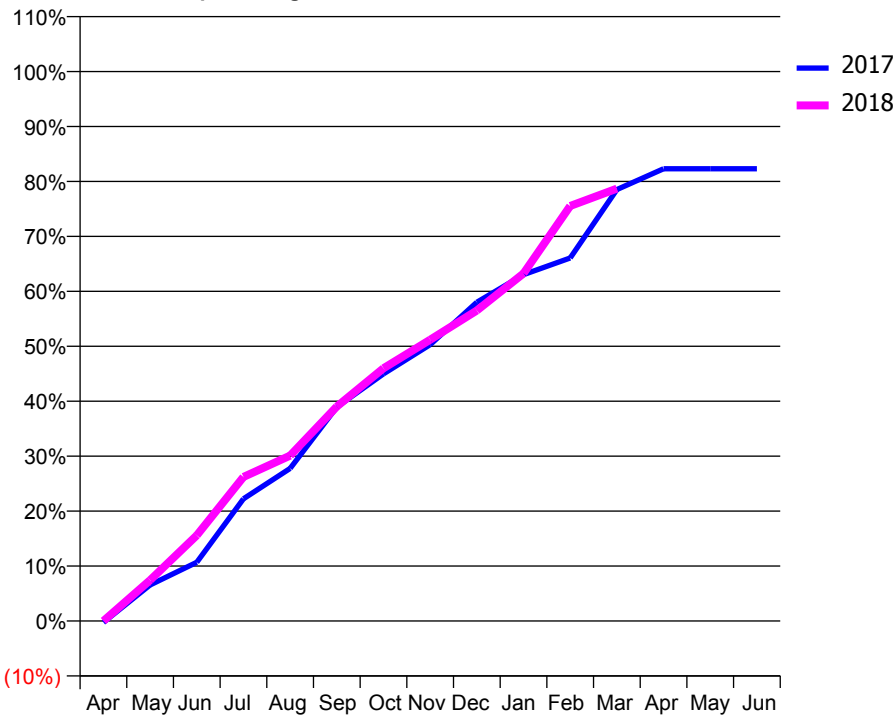
ACCESS*

Patients seen in 24 months	Total	Change since previous quarter
Quarter ending March 2017	736	
Quarter ending June 2017	733	→
Quarter ending September 2017	733	→
Quarter ending December 2017	735	→
Quarter ending March 2018	745	→
Variance since March 2017	1.2%	→



ACTIVITY

Cumulative percentage of contracted UDA delivered 2017 & 2018



Month	Adjusted Scheduled Activity (UDA)	
	2017	2018
April	-5	0
May	115	130
June	187	273
July	389	459
August	486	527
September	681	683
October	787	805
November	880	896
December	1,015	989
January	1,103	1,107
February	1,156	1,322
March	1,374	1,377
April	1,440	
May	1,440	
June	1,440	

QUALITY

	Quantity	Base Number	Contract	AT	Region	England
% of FP17s for the same patient ID Re-attending within 3 months - Children	17	714	2.4%	11.0%	11.6%	11.9%
% of FP17s for the same patient ID Re-attending within 3 months - Adults	26	302	8.6%	14.6%	15.4%	16.0%
% of FP17s for the same patient ID Re-attending between 3 & 9 months - Children	487	714	68.2%	59.6%	59.4%	58.3%
% of FP17s for the same patient ID Re-attending between 3 & 9 months - Adults	178	302	58.9%	48.5%	51.3%	50.3%
% of FP17s for Band 1 Urgent Courses	0	969	0.0%	9.4%	8.0%	9.1%
% of FP17s Relating to Free Repair or Replacements	0	969	0.0%	0.8%	0.8%	0.8%
% of FP17s Relating to Continuations	0	969	0.0%	1.1%	1.0%	1.0%
% of Patients satisfied with the dentistry they have received	0	0	N/A	92.3%	91.7%	91.5%
% of Patients satisfied with the time they had to wait for an appointment	0	0	N/A	87.4%	88.3%	87.9%

* This is based on patients treated on this contract for their most recent course of treatment. Figures in italics indicate the base number of FP17s or Patient Questionnaire responses are less than 100. N/A is shown where the base number of responses is less than 10 during the period. % is calculated as Quantity/Base number*100

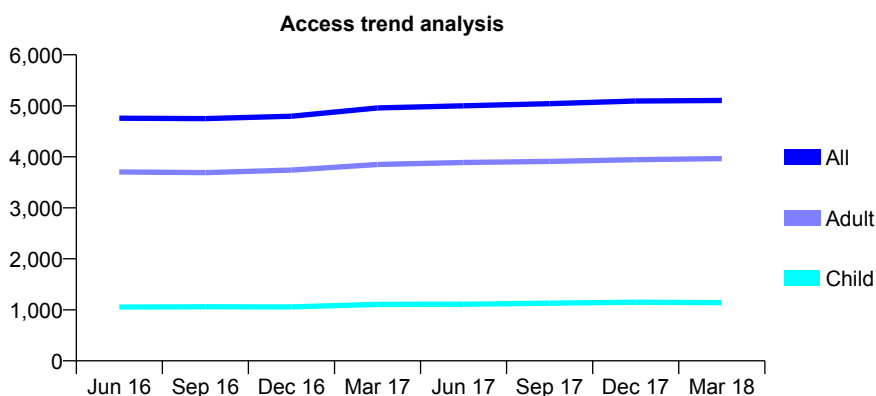
Q56 - Vital Signs At a Glance Contract Report for 244333/0002 - March 2018

Name or company name	MR H MORILLO-GONZALES DE V
Contract type name	GDS Contract
Purpose of contract	General
Contract start date	16/09/2008
Contract end date	

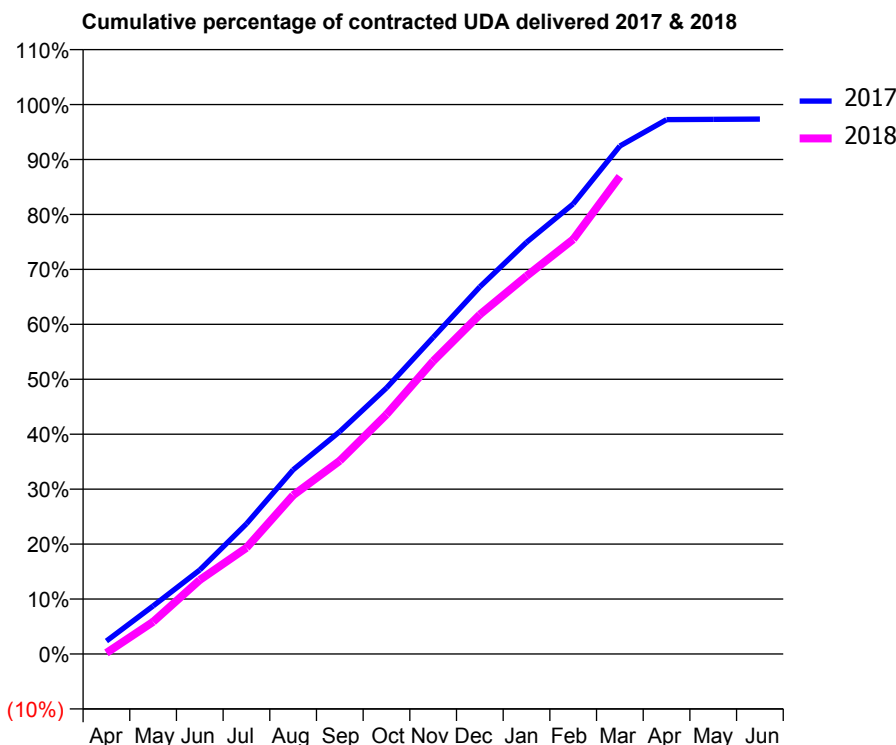
17/18 Contracted general activity (UDA)	14,224
Carry forward general activity (UDA)	377
17/18 Contracted orthodontic activity (UOA)	0
Carry forward orthodontic activity (UOA)	0
Baseline contract value	£360,317.29

ACCESS*

Patients seen in 24 months	Total	Change since previous quarter
Quarter ending March 2017	4,957	
Quarter ending June 2017	4,999	→
Quarter ending September 2017	5,041	→
Quarter ending December 2017	5,094	→
Quarter ending March 2018	5,105	→
Variance since March 2017	3.0%	↑



ACTIVITY



Month	Adjusted Scheduled Activity (UDA)	
	2017	2018
April	337	30
May	1,246	834
June	2,178	1,918
July	3,372	2,750
August	4,768	4,109
September	5,760	5,005
October	6,887	6,203
November	8,196	7,582
December	9,504	8,785
January	10,656	9,782
February	11,653	10,735
March	13,150	12,364
April	13,831	
May	13,839	
June	13,847	

QUALITY

	Quantity	Base Number	Contract	AT	Region	England
% of FP17s for the same patient ID Re-attending within 3 months - Children	110	1,834	6.0%	11.0%	11.6%	11.9%
% of FP17s for the same patient ID Re-attending within 3 months - Adults	666	5,466	12.2%	14.6%	15.4%	16.0%
% of FP17s for the same patient ID Re-attending between 3 & 9 months - Children	1,083	1,834	59.1%	59.6%	59.4%	58.3%
% of FP17s for the same patient ID Re-attending between 3 & 9 months - Adults	2,830	5,466	51.8%	48.5%	51.3%	50.3%
% of FP17s for Band 1 Urgent Courses	420	5,922	7.1%	9.4%	8.0%	9.1%
% of FP17s Relating to Free Repair or Replacements	30	5,922	0.5%	0.8%	0.8%	0.8%
% of FP17s Relating to Continuations	82	5,922	1.4%	1.1%	1.0%	1.0%
% of Patients satisfied with the dentistry they have received	8	8	N/A	92.3%	91.7%	91.5%
% of Patients satisfied with the time they had to wait for an appointment	6	8	N/A	87.4%	88.3%	87.9%

* This is based on patients treated on this contract for their most recent course of treatment. Figures in italics indicate the base number of FP17s or Patient Questionnaire responses are less than 100. N/A is shown where the base number of responses is less than 10 during the period. % is calculated as Quantity/Base number*100

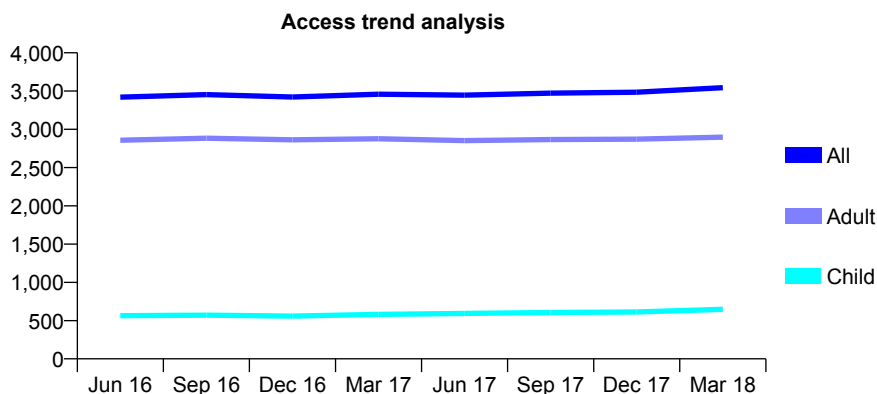
Q56 - Vital Signs At a Glance Contract Report for 245887/0001 - March 2018

Name or company name	MS CA FROST
Contract type name	PDS Contract
Purpose of contract	General
Contract start date	01/08/2014
Contract end date	31/07/2019

17/18 Contracted general activity (UDA)	14,750
Carry forward general activity (UDA)	0
17/18 Contracted orthodontic activity (UOA)	0
Carry forward orthodontic activity (UOA)	0
Baseline contract value	£433,886.71

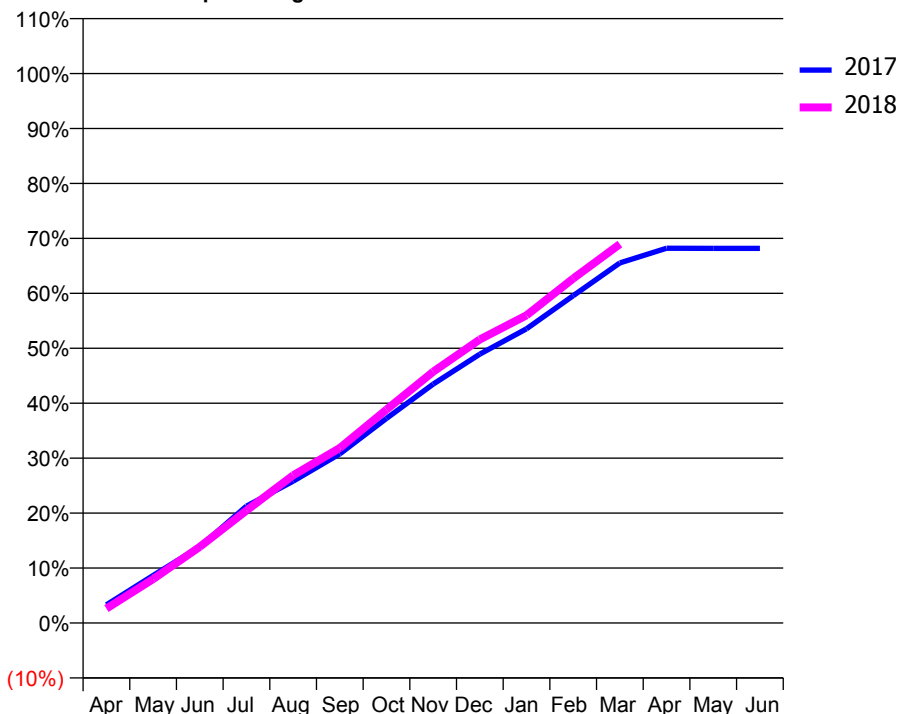
ACCESS*

Patients seen in 24 months	Total	Change since previous quarter
Quarter ending March 2017	3,458	
Quarter ending June 2017	3,446	→
Quarter ending September 2017	3,473	→
Quarter ending December 2017	3,485	→
Quarter ending March 2018	3,545	→
Variance since March 2017	2.5%	↑



ACTIVITY

Cumulative percentage of contracted UDA delivered 2017 & 2018



Month	Adjusted Scheduled Activity (UDA)	
	2017	2018
April	488	387
May	1,278	1,178
June	2,049	2,045
July	3,137	3,021
August	3,805	3,964
September	4,540	4,699
October	5,492	5,727
November	6,413	6,744
December	7,217	7,613
January	7,896	8,259
February	8,784	9,248
March	9,665	10,172
April	10,062	
May	10,056	
June	10,056	

QUALITY

	Quantity	Base Number	Contract	AT	Region	England
% of FP17s for the same patient ID Re-attending within 3 months - Children	53	906	5.8%	11.0%	11.6%	11.9%
% of FP17s for the same patient ID Re-attending within 3 months - Adults	607	3,968	15.3%	14.6%	15.4%	16.0%
% of FP17s for the same patient ID Re-attending between 3 & 9 months - Children	531	906	58.6%	59.6%	59.4%	58.3%
% of FP17s for the same patient ID Re-attending between 3 & 9 months - Adults	2,012	3,968	50.7%	48.5%	51.3%	50.3%
% of FP17s for Band 1 Urgent Courses	564	4,698	12.0%	9.4%	8.0%	9.1%
% of FP17s Relating to Free Repair or Replacements	41	4,698	0.9%	0.8%	0.8%	0.8%
% of FP17s Relating to Continuations	61	4,698	1.3%	1.1%	1.0%	1.0%
% of Patients satisfied with the dentistry they have received	4	5	N/A	92.3%	91.7%	91.5%
% of Patients satisfied with the time they had to wait for an appointment	4	5	N/A	87.4%	88.3%	87.9%

* This is based on patients treated on this contract for their most recent course of treatment. Figures in italics indicate the base number of FP17s or Patient Questionnaire responses are less than 100. N/A is shown where the base number of responses is less than 10 during the period. % is calculated as Quantity/Base number*100

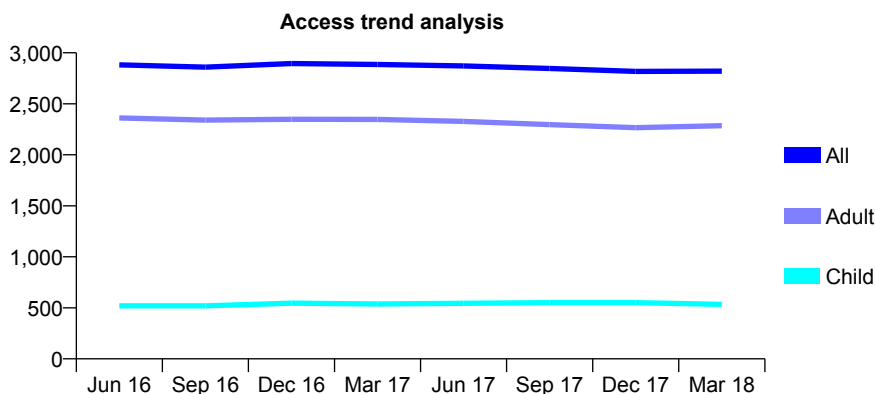
Q56 - Vital Signs At a Glance Contract Report for 248940/0003 - March 2018

Name or company name	MR SR PATEL
Contract type name	GDS Contract
Purpose of contract	General
Contract start date	01/04/2013
Contract end date	

17/18 Contracted general activity (UDA)	5,810
Carry forward general activity (UDA)	118
17/18 Contracted orthodontic activity (UOA)	0
Carry forward orthodontic activity (UOA)	0
Baseline contract value	£137,527.24

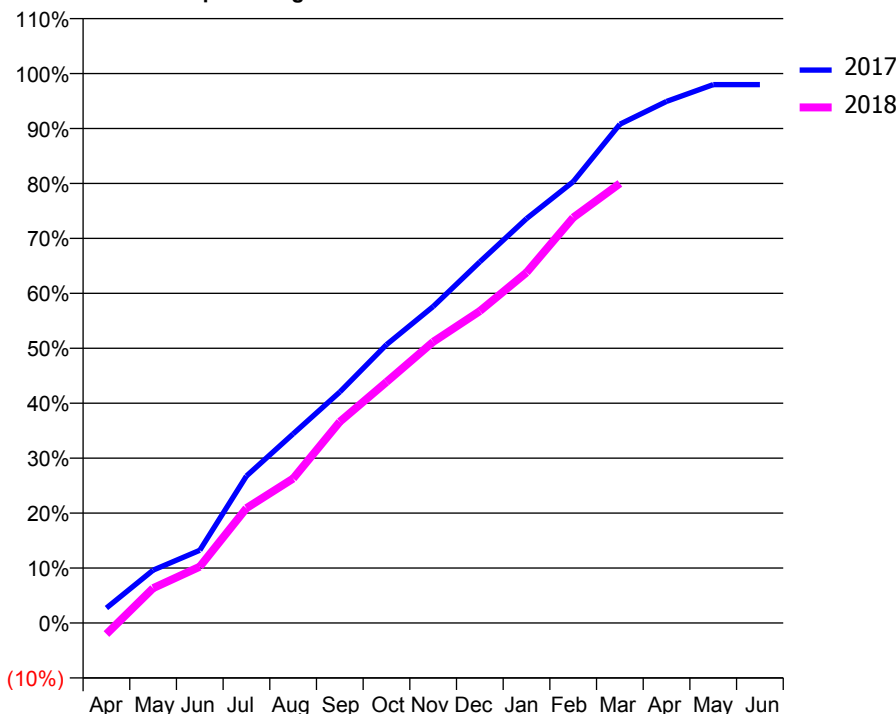
ACCESS*

Patients seen in 24 months	Total	Change since previous quarter
Quarter ending March 2017	2,885	
Quarter ending June 2017	2,871	→
Quarter ending September 2017	2,847	→
Quarter ending December 2017	2,817	↓
Quarter ending March 2018	2,820	→
Variance since March 2017	(2.3%)	↓



ACTIVITY

Cumulative percentage of contracted UDA delivered 2017 & 2018



Month	Adjusted Scheduled Activity (UDA)	
	2017	2018
April	158	-118
May	559	368
June	769	595
July	1,554	1,215
August	2,001	1,528
September	2,442	2,129
October	2,943	2,549
November	3,347	2,973
December	3,818	3,299
January	4,276	3,705
February	4,666	4,286
March	5,274	4,648
April	5,515	
May	5,692	
June	5,692	

QUALITY

	Quantity	Base Number	Contract	AT	Region	England
% of FP17s for the same patient ID Re-attending within 3 months - Children	12	849	1.4%	11.0%	11.6%	11.9%
% of FP17s for the same patient ID Re-attending within 3 months - Adults	141	2,374	5.9%	14.6%	15.4%	16.0%
% of FP17s for the same patient ID Re-attending between 3 & 9 months - Children	623	849	73.4%	59.6%	59.4%	58.3%
% of FP17s for the same patient ID Re-attending between 3 & 9 months - Adults	556	2,374	23.4%	48.5%	51.3%	50.3%
% of FP17s for Band 1 Urgent Courses	35	2,987	1.2%	9.4%	8.0%	9.1%
% of FP17s Relating to Free Repair or Replacements	0	2,987	0.0%	0.8%	0.8%	0.8%
% of FP17s Relating to Continuations	18	2,987	0.6%	1.1%	1.0%	1.0%
% of Patients satisfied with the dentistry they have received	2	2	N/A	92.3%	91.7%	91.5%
% of Patients satisfied with the time they had to wait for an appointment	2	2	N/A	87.4%	88.3%	87.9%

* This is based on patients treated on this contract for their most recent course of treatment. Figures in italics indicate the base number of FP17s or Patient Questionnaire responses are less than 100. N/A is shown where the base number of responses is less than 10 during the period. % is calculated as Quantity/Base number*100

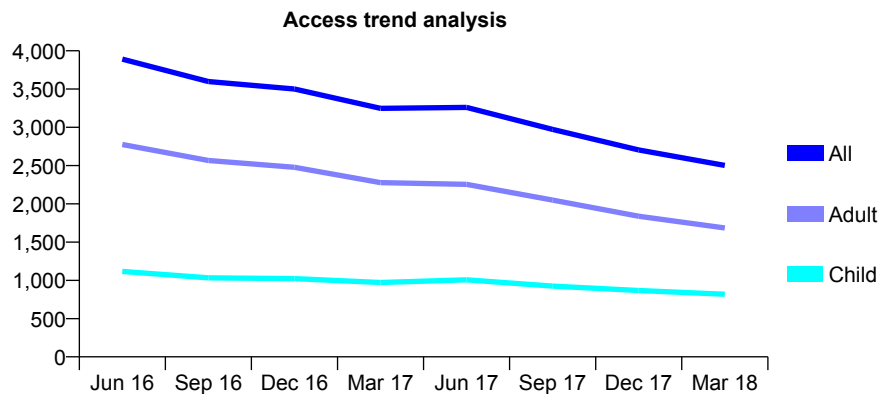
Q56 - Vital Signs At a Glance Contract Report for 250821/0002 - March 2018

Name or company name	MR A NOROOZI RAD
Contract type name	GDS Contract
Purpose of contract	General
Contract start date	01/01/2013
Contract end date	

17/18 Contracted general activity (UDA)	9,000
Carry forward general activity (UDA)	0
17/18 Contracted orthodontic activity (UOA)	0
Carry forward orthodontic activity (UOA)	0
Baseline contract value	£210,060.00

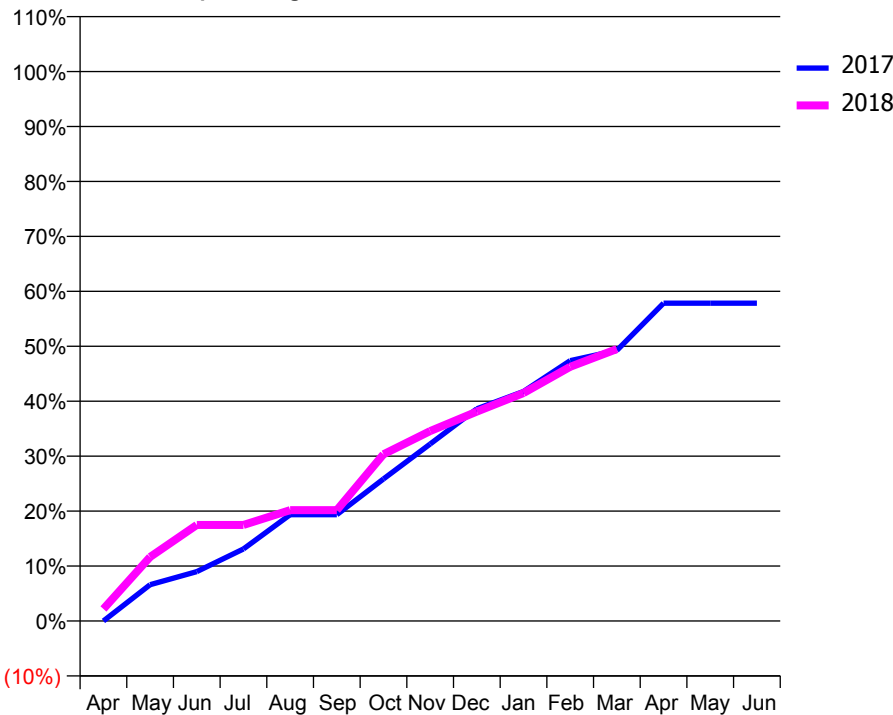
ACCESS*

Patients seen in 24 months	Total	Change since previous quarter
Quarter ending March 2017	3,248	
Quarter ending June 2017	3,261	→
Quarter ending September 2017	2,973	↓
Quarter ending December 2017	2,705	↓
Quarter ending March 2018	2,502	↓
Variance since March 2017	(23.0%)	↓



ACTIVITY

Cumulative percentage of contracted UDA delivered 2017 & 2018



Month	Adjusted Scheduled Activity (UDA)	
	2017	2018
April	0	198
May	1,187	1,050
June	1,613	1,574
July	2,353	1,574
August	3,476	1,817
September	3,476	1,817
October	4,643	2,731
November	5,785	3,111
December	6,934	3,429
January	7,502	3,734
February	8,506	4,163
March	8,842	4,454
April	10,384	
May	10,384	
June	10,384	

QUALITY

	Quantity	Base Number	Contract	AT	Region	England
% of FP17s for the same patient ID Re-attending within 3 months - Children	70	864	8.1%	11.0%	11.6%	11.9%
% of FP17s for the same patient ID Re-attending within 3 months - Adults	214	1,687	12.7%	14.6%	15.4%	16.0%
% of FP17s for the same patient ID Re-attending between 3 & 9 months - Children	334	864	38.7%	59.6%	59.4%	58.3%
% of FP17s for the same patient ID Re-attending between 3 & 9 months - Adults	662	1,687	39.2%	48.5%	51.3%	50.3%
% of FP17s for Band 1 Urgent Courses	123	1,885	6.5%	9.4%	8.0%	9.1%
% of FP17s Relating to Free Repair or Replacements	18	1,885	1.0%	0.8%	0.8%	0.8%
% of FP17s Relating to Continuations	62	1,885	3.3%	1.1%	1.0%	1.0%
% of Patients satisfied with the dentistry they have received	0	0	N/A	92.3%	91.7%	91.5%
% of Patients satisfied with the time they had to wait for an appointment	0	0	N/A	87.4%	88.3%	87.9%

* This is based on patients treated on this contract for their most recent course of treatment. Figures in italics indicate the base number of FP17s or Patient Questionnaire responses are less than 100. N/A is shown where the base number of responses is less than 10 during the period. % is calculated as Quantity/Base number*100

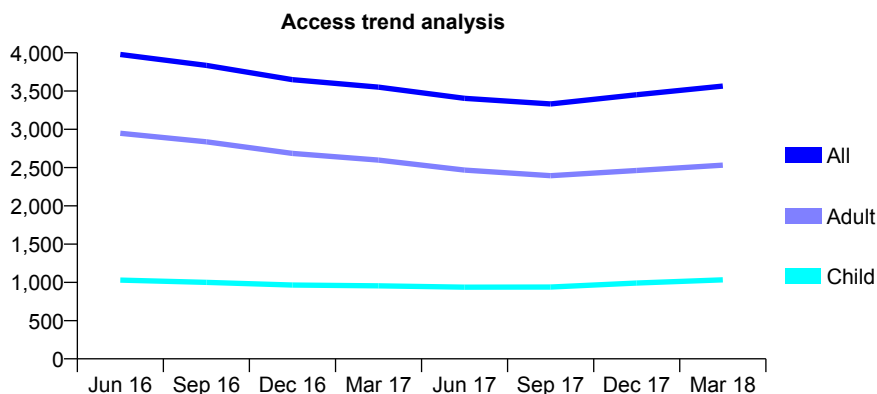
Q56 - Vital Signs At a Glance Contract Report for 257257/0002 - March 2018

Name or company name	MR JJ VILJOEN
Contract type name	PDS Contract
Purpose of contract	General
Contract start date	01/02/2010
Contract end date	31/03/2019

17/18 Contracted general activity (UDA)	9,942
Carry forward general activity (UDA)	-73
17/18 Contracted orthodontic activity (UOA)	0
Carry forward orthodontic activity (UOA)	0
Baseline contract value	£248,940.89

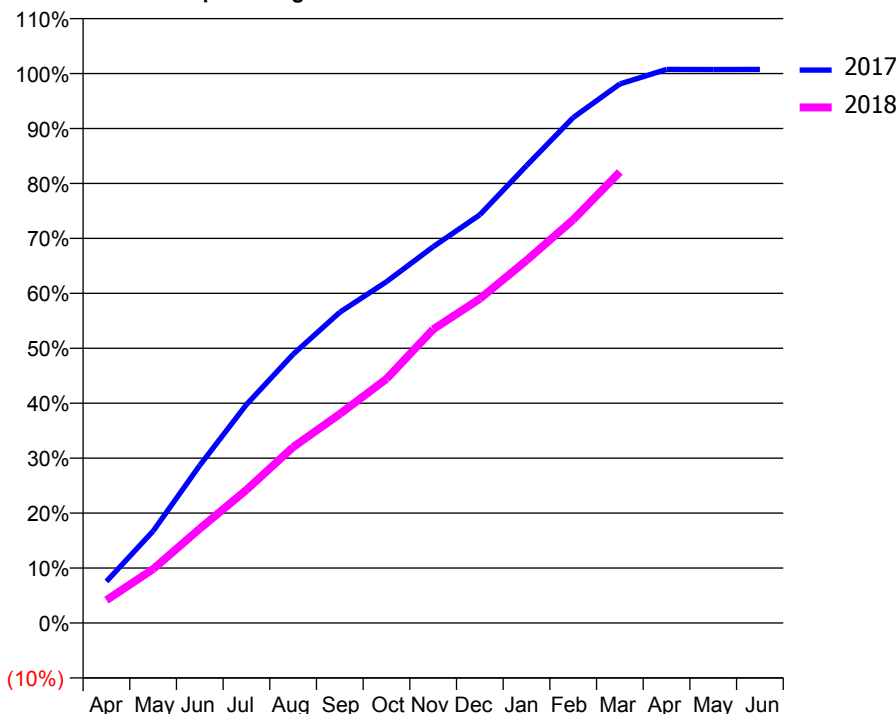
ACCESS*

Patients seen in 24 months	Total	Change since previous quarter
Quarter ending March 2017	3,552	
Quarter ending June 2017	3,404	↓
Quarter ending September 2017	3,332	↓
Quarter ending December 2017	3,452	↑
Quarter ending March 2018	3,565	↑
Variance since March 2017	0.4%	→



ACTIVITY

Cumulative percentage of contracted UDA delivered 2017 & 2018



Month	Adjusted Scheduled Activity (UDA)	
	2017	2018
April	751	414
May	1,664	975
June	2,853	1,706
July	3,953	2,409
August	4,864	3,184
September	5,623	3,781
October	6,175	4,417
November	6,807	5,313
December	7,387	5,865
January	8,274	6,561
February	9,145	7,296
March	9,754	8,160
April	10,015	
May	10,014	
June	10,015	

QUALITY

	Quantity	Base Number	Contract	AT	Region	England
% of FP17s for the same patient ID Re-attending within 3 months - Children	58	1,469	3.9%	11.0%	11.6%	11.9%
% of FP17s for the same patient ID Re-attending within 3 months - Adults	414	3,686	11.2%	14.6%	15.4%	16.0%
% of FP17s for the same patient ID Re-attending between 3 & 9 months - Children	914	1,469	62.2%	59.6%	59.4%	58.3%
% of FP17s for the same patient ID Re-attending between 3 & 9 months - Adults	2,294	3,686	62.2%	48.5%	51.3%	50.3%
% of FP17s for Band 1 Urgent Courses	372	4,992	7.5%	9.4%	8.0%	9.1%
% of FP17s Relating to Free Repair or Replacements	12	4,992	0.2%	0.8%	0.8%	0.8%
% of FP17s Relating to Continuations	14	4,992	0.3%	1.1%	1.0%	1.0%
% of Patients satisfied with the dentistry they have received	2	3	N/A	92.3%	91.7%	91.5%
% of Patients satisfied with the time they had to wait for an appointment	2	3	N/A	87.4%	88.3%	87.9%

* This is based on patients treated on this contract for their most recent course of treatment. Figures in italics indicate the base number of FP17s or Patient Questionnaire responses are less than 100. N/A is shown where the base number of responses is less than 10 during the period. % is calculated as Quantity/Base number*100

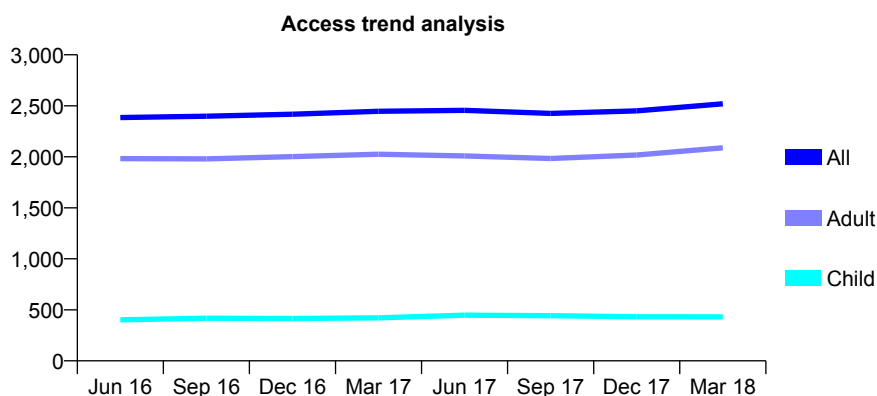
Q56 - Vital Signs At a Glance Contract Report for 258083/0001 - March 2018

Name or company name	MR AA KHODADADIAN
Contract type name	GDS Contract
Purpose of contract	General
Contract start date	01/04/2006
Contract end date	

17/18 Contracted general activity (UDA)	7,400
Carry forward general activity (UDA)	0
17/18 Contracted orthodontic activity (UOA)	0
Carry forward orthodontic activity (UOA)	0
Baseline contract value	£185,293.50

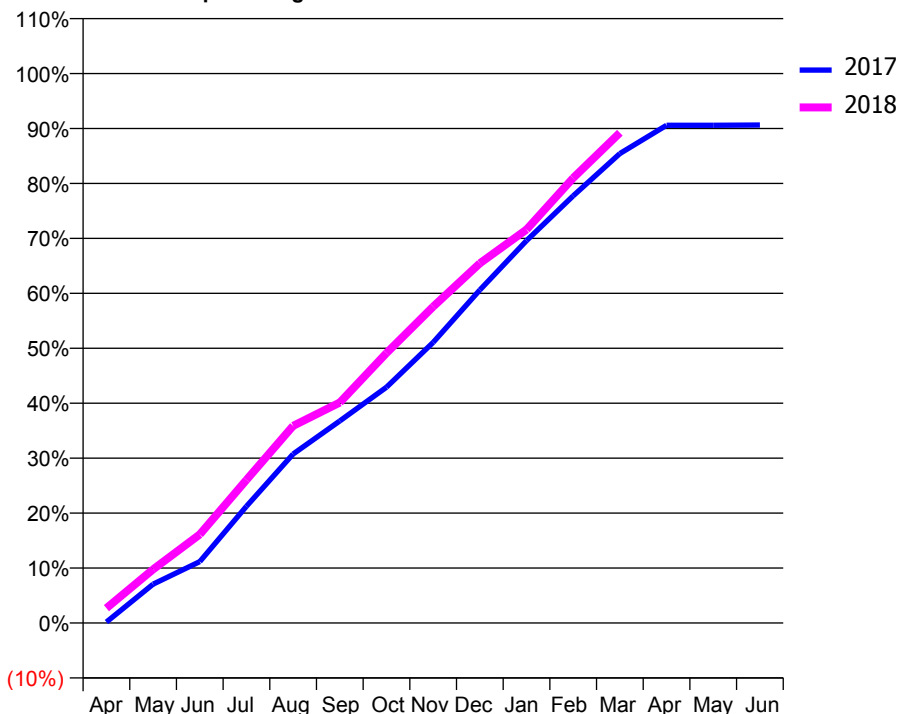
ACCESS*

Patients seen in 24 months	Total	Change since previous quarter
Quarter ending March 2017	2,447	
Quarter ending June 2017	2,456	→
Quarter ending September 2017	2,426	↓
Quarter ending December 2017	2,450	→
Quarter ending March 2018	2,519	↑
Variance since March 2017	2.9%	↑



ACTIVITY

Cumulative percentage of contracted UDA delivered 2017 & 2018



Month	Adjusted Scheduled Activity (UDA)	
	2017	2018
April	13	200
May	523	723
June	827	1,193
July	1,571	1,928
August	2,277	2,655
September	2,721	2,970
October	3,175	3,635
November	3,779	4,261
December	4,485	4,843
January	5,150	5,299
February	5,752	5,993
March	6,322	6,601
April	6,702	
May	6,703	
June	6,707	

QUALITY

	Quantity	Base Number	Contract	AT	Region	England
% of FP17s for the same patient ID Re-attending within 3 months - Children	22	570	3.9%	11.0%	11.6%	11.9%
% of FP17s for the same patient ID Re-attending within 3 months - Adults	293	2,702	10.8%	14.6%	15.4%	16.0%
% of FP17s for the same patient ID Re-attending between 3 & 9 months - Children	288	570	50.5%	59.6%	59.4%	58.3%
% of FP17s for the same patient ID Re-attending between 3 & 9 months - Adults	1,279	2,702	47.3%	48.5%	51.3%	50.3%
% of FP17s for Band 1 Urgent Courses	187	3,133	6.0%	9.4%	8.0%	9.1%
% of FP17s Relating to Free Repair or Replacements	21	3,133	0.7%	0.8%	0.8%	0.8%
% of FP17s Relating to Continuations	26	3,133	0.8%	1.1%	1.0%	1.0%
% of Patients satisfied with the dentistry they have received	3	3	N/A	92.3%	91.7%	91.5%
% of Patients satisfied with the time they had to wait for an appointment	3	3	N/A	87.4%	88.3%	87.9%

* This is based on patients treated on this contract for their most recent course of treatment. Figures in italics indicate the base number of FP17s or Patient Questionnaire responses are less than 100. N/A is shown where the base number of responses is less than 10 during the period. % is calculated as Quantity/Base number*100

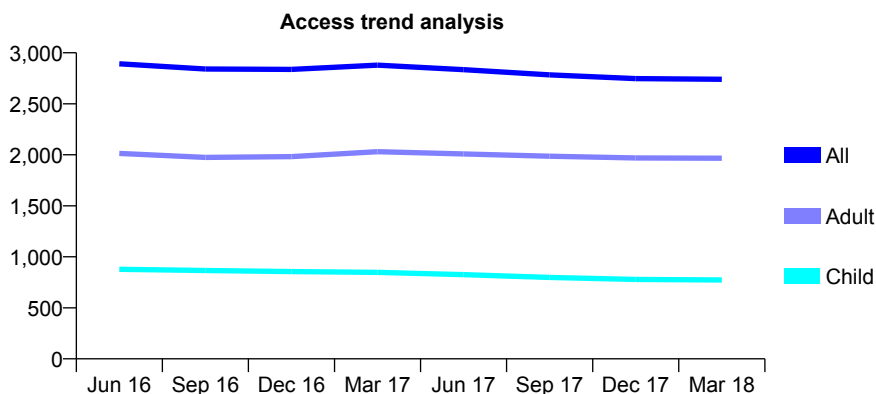
Q56 - Vital Signs At a Glance Contract Report for 258229/0001 - March 2018

Name or company name	MR S KORDANY
Contract type name	GDS Contract
Purpose of contract	General
Contract start date	01/04/2006
Contract end date	

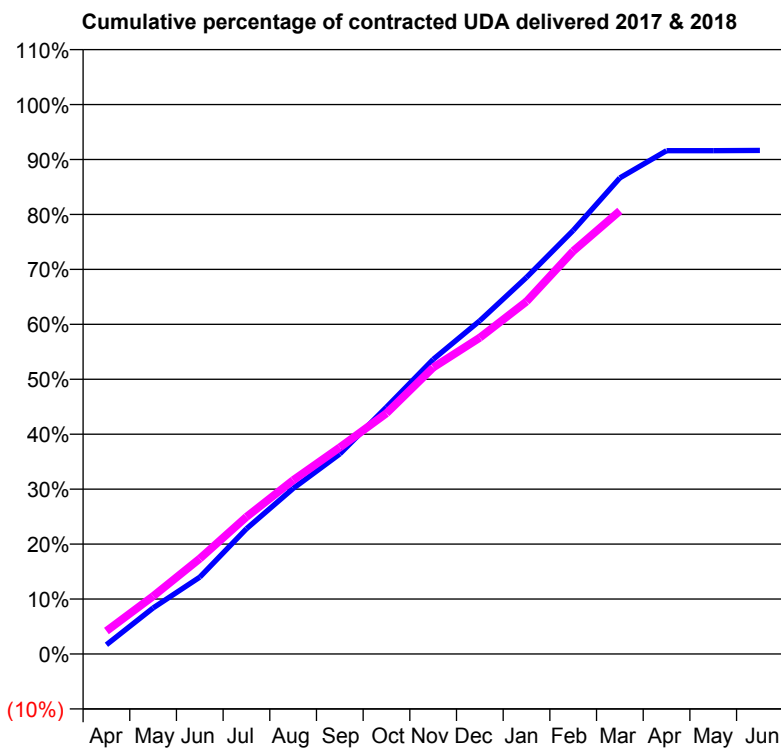
17/18 Contracted general activity (UDA)	8,000
Carry forward general activity (UDA)	0
17/18 Contracted orthodontic activity (UOA)	0
Carry forward orthodontic activity (UOA)	0
Baseline contract value	£195,249.02

ACCESS*

Patients seen in 24 months	Total	Change since previous quarter
Quarter ending March 2017	2,879	
Quarter ending June 2017	2,834	↓
Quarter ending September 2017	2,784	↓
Quarter ending December 2017	2,747	↓
Quarter ending March 2018	2,740	→
Variance since March 2017	(4.8%)	↓



ACTIVITY



Month	Adjusted Scheduled Activity (UDA)	
	2017	2018
April	135	336
May	670	842
June	1,119	1,388
July	1,824	1,997
August	2,410	2,531
September	2,912	3,008
October	3,594	3,505
November	4,290	4,171
December	4,853	4,606
January	5,483	5,132
February	6,166	5,865
March	6,932	6,452
April	7,329	
May	7,328	
June	7,331	

QUALITY

	Quantity	Base Number	Contract	AT	Region	England
% of FP17s for the same patient ID Re-attending within 3 months - Children	33	1,170	2.8%	11.0%	11.6%	11.9%
% of FP17s for the same patient ID Re-attending within 3 months - Adults	307	2,894	10.6%	14.6%	15.4%	16.0%
% of FP17s for the same patient ID Re-attending between 3 & 9 months - Children	792	1,170	67.7%	59.6%	59.4%	58.3%
% of FP17s for the same patient ID Re-attending between 3 & 9 months - Adults	1,914	2,894	66.1%	48.5%	51.3%	50.3%
% of FP17s for Band 1 Urgent Courses	187	3,909	4.8%	9.4%	8.0%	9.1%
% of FP17s Relating to Free Repair or Replacements	39	3,909	1.0%	0.8%	0.8%	0.8%
% of FP17s Relating to Continuations	24	3,909	0.6%	1.1%	1.0%	1.0%
% of Patients satisfied with the dentistry they have received	3	3	N/A	92.3%	91.7%	91.5%
% of Patients satisfied with the time they had to wait for an appointment	3	3	N/A	87.4%	88.3%	87.9%

* This is based on patients treated on this contract for their most recent course of treatment. Figures in italics indicate the base number of FP17s or Patient Questionnaire responses are less than 100. N/A is shown where the base number of responses is less than 10 during the period. % is calculated as Quantity/Base number*100

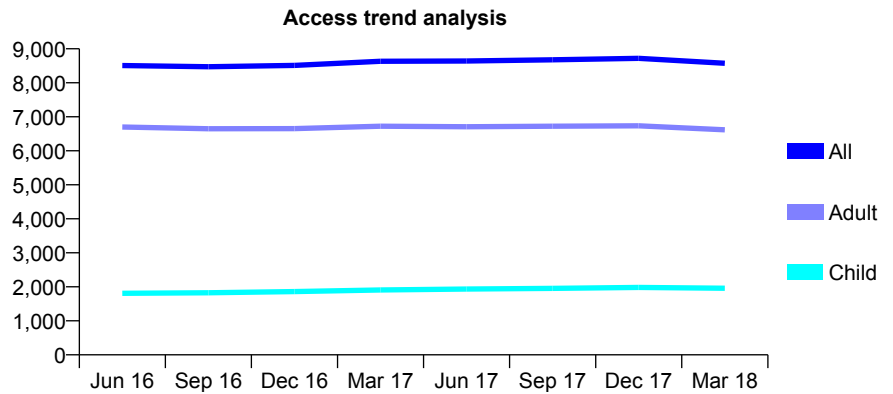
Q56 - Vital Signs At a Glance Contract Report for 262080/0002 - March 2018

Name or company name	MR A KHANI
Contract type name	Pilot Contract
Purpose of contract	General
Contract start date	01/06/2006
Contract end date	

17/18 Contracted general activity (UDA)	27,000
Carry forward general activity (UDA)	0
17/18 Contracted orthodontic activity (UOA)	0
Carry forward orthodontic activity (UOA)	0
Baseline contract value	£650,993.73

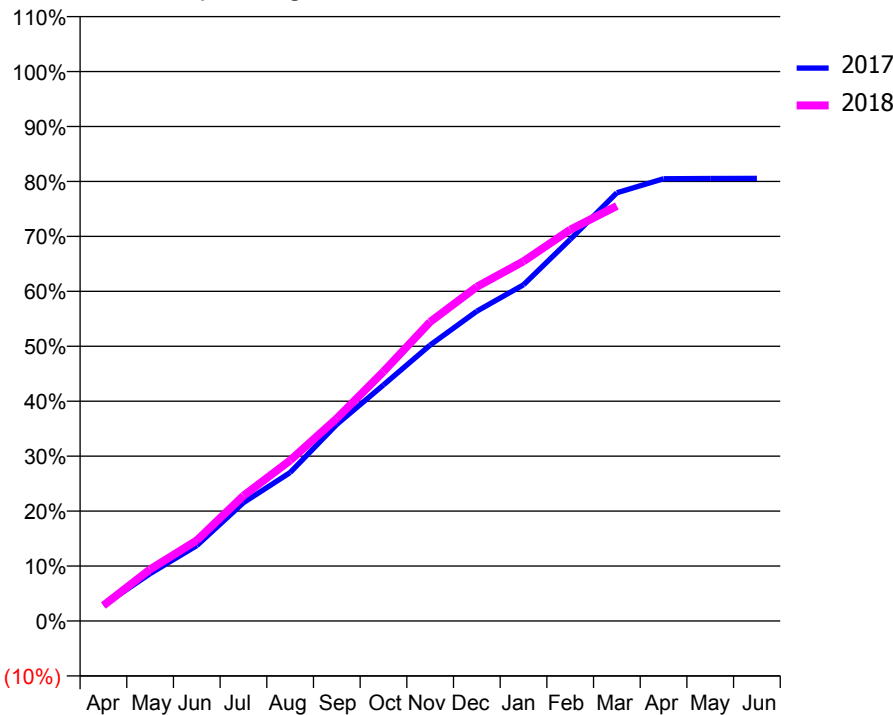
ACCESS*

Patients seen in 24 months	Total	Change since previous quarter
Quarter ending March 2017	8,633	
Quarter ending June 2017	8,642	→
Quarter ending September 2017	8,675	→
Quarter ending December 2017	8,719	→
Quarter ending March 2018	8,575	↓
Variance since March 2017	(0.7%)	→



ACTIVITY

Cumulative percentage of contracted UDA delivered 2017 & 2018



Month	Adjusted Scheduled Activity (UDA)	
	2017	2018
April	772	764
May	2,330	2,542
June	3,704	3,964
July	5,812	6,157
August	7,295	7,891
September	9,661	9,959
October	11,603	12,257
November	13,557	14,703
December	15,221	16,423
January	16,522	17,673
February	18,749	19,225
March	21,040	20,392
April	21,731	
May	21,740	
June	21,749	

QUALITY

	Quantity	Base Number	Contract	AT	Region	England
% of FP17s for the same patient ID Re-attending within 3 months - Children	133	2,575	5.2%	11.0%	11.6%	11.9%
% of FP17s for the same patient ID Re-attending within 3 months - Adults	986	7,947	12.4%	14.6%	15.4%	16.0%
% of FP17s for the same patient ID Re-attending between 3 & 9 months - Children	1,472	2,575	57.2%	59.6%	59.4%	58.3%
% of FP17s for the same patient ID Re-attending between 3 & 9 months - Adults	3,395	7,947	42.7%	48.5%	51.3%	50.3%
% of FP17s for Band 1 Urgent Courses	899	10,209	8.8%	9.4%	8.0%	9.1%
% of FP17s Relating to Free Repair or Replacements	15	10,209	0.1%	0.8%	0.8%	0.8%
% of FP17s Relating to Continuations	126	10,209	1.2%	1.1%	1.0%	1.0%
% of Patients satisfied with the dentistry they have received	11	18	61.1%	92.3%	91.7%	91.5%
% of Patients satisfied with the time they had to wait for an appointment	14	18	77.8%	87.4%	88.3%	87.9%

* This is based on patients treated on this contract for their most recent course of treatment. Figures in italics indicate the base number of FP17s or Patient Questionnaire responses are less than 100. N/A is shown where the base number of responses is less than 10 during the period. % is calculated as Quantity/Base number*100

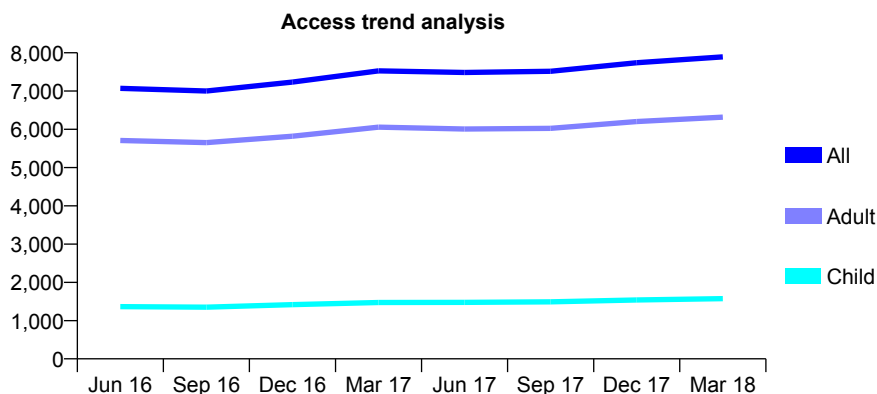
Q56 - Vital Signs At a Glance Contract Report for 263370/0001 - March 2018

Name or company name	Dr Baker & Dr. Al-Ali
Contract type name	GDS Contract
Purpose of contract	General
Contract start date	23/11/2009
Contract end date	

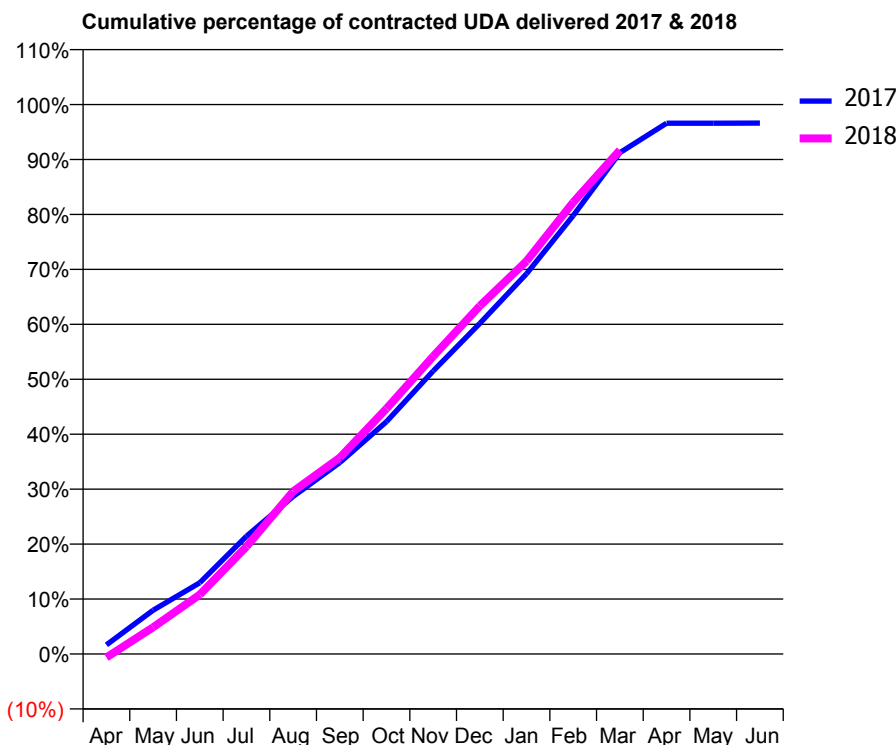
17/18 Contracted general activity (UDA)	22,763
Carry forward general activity (UDA)	771
17/18 Contracted orthodontic activity (UOA)	0
Carry forward orthodontic activity (UOA)	0
Baseline contract value	£519,628.13

ACCESS*

Patients seen in 24 months	Total	Change since previous quarter
Quarter ending March 2017	7,528	
Quarter ending June 2017	7,485	→
Quarter ending September 2017	7,517	→
Quarter ending December 2017	7,742	↑
Quarter ending March 2018	7,894	→
Variance since March 2017	4.9%	↑



ACTIVITY



Month	Adjusted Scheduled Activity (UDA)	
	2017	2018
April	378	-145
May	1,814	1,107
June	2,950	2,461
July	4,881	4,448
August	6,527	6,736
September	7,932	8,131
October	9,626	10,165
November	11,723	12,332
December	13,695	14,421
January	15,753	16,277
February	18,158	18,713
March	20,765	20,873
April	21,985	
May	21,990	
June	21,992	

QUALITY

	Quantity	Base Number	Contract	AT	Region	England
% of FP17s for the same patient ID Re-attending within 3 months - Children	167	2,471	6.8%	11.0%	11.6%	11.9%
% of FP17s for the same patient ID Re-attending within 3 months - Adults	1,088	9,666	11.3%	14.6%	15.4%	16.0%
% of FP17s for the same patient ID Re-attending between 3 & 9 months - Children	1,603	2,471	64.9%	59.6%	59.4%	58.3%
% of FP17s for the same patient ID Re-attending between 3 & 9 months - Adults	6,112	9,666	63.2%	48.5%	51.3%	50.3%
% of FP17s for Band 1 Urgent Courses	585	11,682	5.0%	9.4%	8.0%	9.1%
% of FP17s Relating to Free Repair or Replacements	196	11,682	1.7%	0.8%	0.8%	0.8%
% of FP17s Relating to Continuations	74	11,682	0.6%	1.1%	1.0%	1.0%
% of Patients satisfied with the dentistry they have received	9	9	N/A	92.3%	91.7%	91.5%
% of Patients satisfied with the time they had to wait for an appointment	9	9	N/A	87.4%	88.3%	87.9%

* This is based on patients treated on this contract for their most recent course of treatment. Figures in italics indicate the base number of FP17s or Patient Questionnaire responses are less than 100. N/A is shown where the base number of responses is less than 10 during the period. % is calculated as Quantity/Base number*100

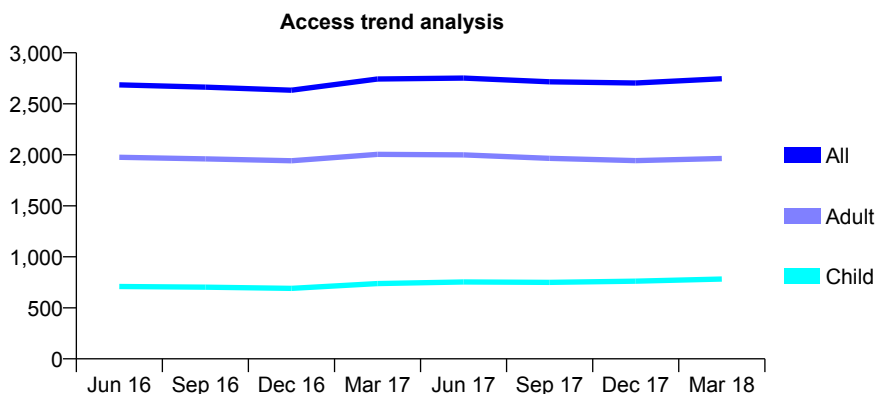
Q56 - Vital Signs At a Glance Contract Report for 264113/0001 - March 2018

Name or company name	MISS O OMOREGIE
Contract type name	GDS Contract
Purpose of contract	General
Contract start date	20/12/2007
Contract end date	

17/18 Contracted general activity (UDA)	6,666
Carry forward general activity (UDA)	-64
17/18 Contracted orthodontic activity (UOA)	0
Carry forward orthodontic activity (UOA)	0
Baseline contract value	£179,800.61

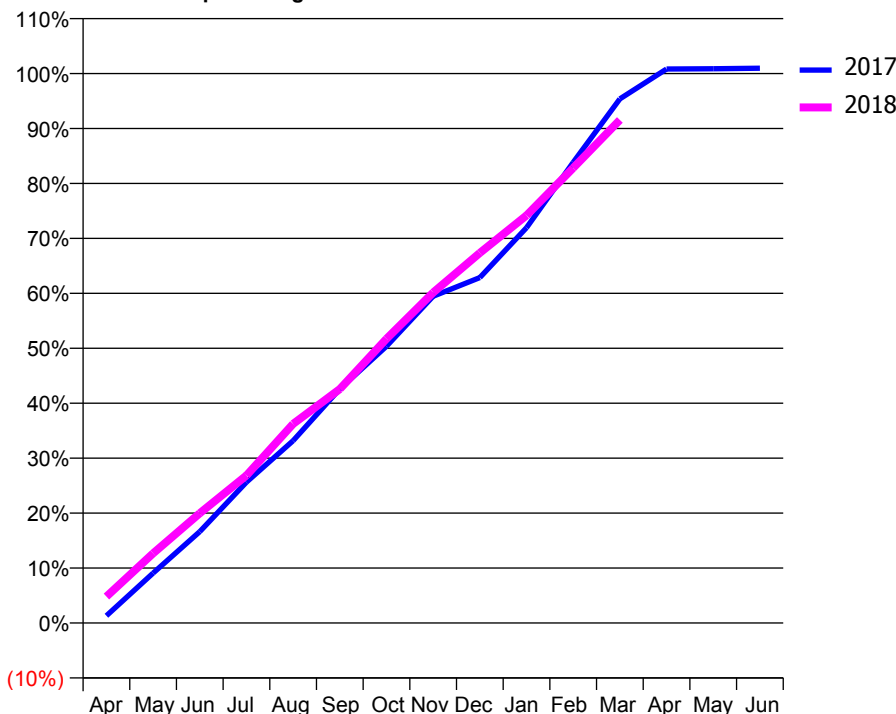
ACCESS*

Patients seen in 24 months	Total	Change since previous quarter
Quarter ending March 2017	2,743	
Quarter ending June 2017	2,752	→
Quarter ending September 2017	2,716	↓
Quarter ending December 2017	2,704	→
Quarter ending March 2018	2,746	→
Variance since March 2017	0.1%	→



ACTIVITY

Cumulative percentage of contracted UDA delivered 2017 & 2018



Month	Adjusted Scheduled Activity (UDA)	
	2017	2018
April	88	321
May	606	845
June	1,109	1,332
July	1,710	1,790
August	2,212	2,415
September	2,839	2,838
October	3,357	3,449
November	3,965	4,010
December	4,191	4,489
January	4,796	4,944
February	5,587	5,520
March	6,358	6,103
April	6,721	
May	6,724	
June	6,730	

QUALITY

	Quantity	Base Number	Contract	AT	Region	England
% of FP17s for the same patient ID Re-attending within 3 months - Children	69	1,103	6.3%	11.0%	11.6%	11.9%
% of FP17s for the same patient ID Re-attending within 3 months - Adults	401	2,738	14.6%	14.6%	15.4%	16.0%
% of FP17s for the same patient ID Re-attending between 3 & 9 months - Children	612	1,103	55.5%	59.6%	59.4%	58.3%
% of FP17s for the same patient ID Re-attending between 3 & 9 months - Adults	1,589	2,738	58.0%	48.5%	51.3%	50.3%
% of FP17s for Band 1 Urgent Courses	115	3,606	3.2%	9.4%	8.0%	9.1%
% of FP17s Relating to Free Repair or Replacements	38	3,606	1.1%	0.8%	0.8%	0.8%
% of FP17s Relating to Continuations	123	3,606	3.4%	1.1%	1.0%	1.0%
% of Patients satisfied with the dentistry they have received	0	0	N/A	92.3%	91.7%	91.5%
% of Patients satisfied with the time they had to wait for an appointment	0	0	N/A	87.4%	88.3%	87.9%

* This is based on patients treated on this contract for their most recent course of treatment. Figures in italics indicate the base number of FP17s or Patient Questionnaire responses are less than 100. N/A is shown where the base number of responses is less than 10 during the period. % is calculated as Quantity/Base number*100

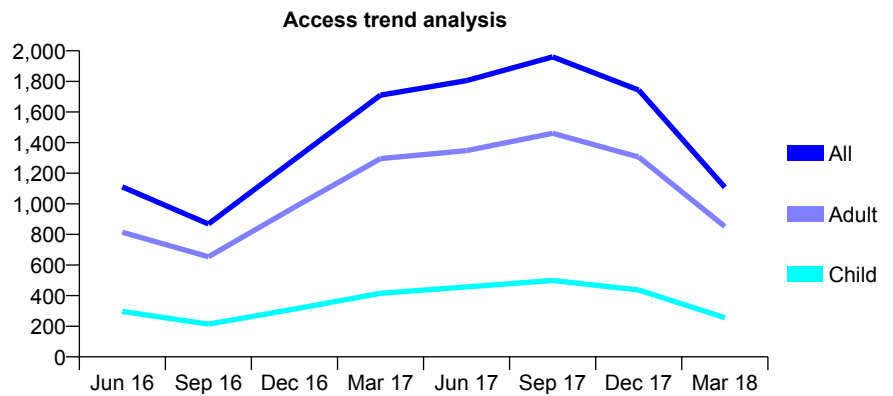
Q56 - Vital Signs At a Glance Contract Report for 277932/0002 - March 2018

Name or company name	MR IO OSHIGA
Contract type name	GDS Contract
Purpose of contract	General
Contract start date	01/04/2012
Contract end date	

17/18 Contracted general activity (UDA)	4,320
Carry forward general activity (UDA)	-72
17/18 Contracted orthodontic activity (UOA)	0
Carry forward orthodontic activity (UOA)	0
Baseline contract value	£111,490.92

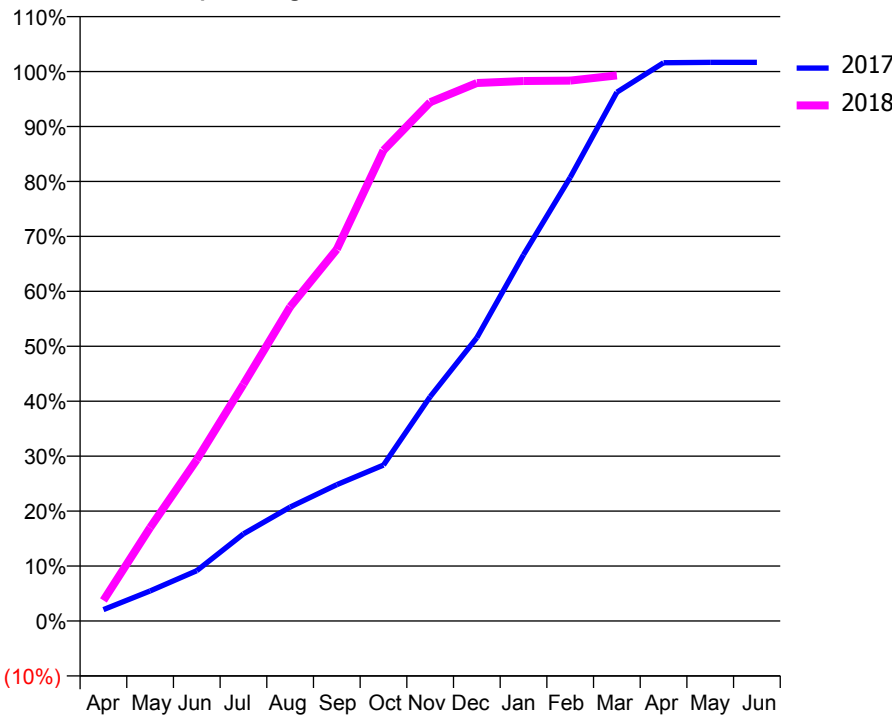
ACCESS*

Patients seen in 24 months	Total	Change since previous quarter
Quarter ending March 2017	1,710	
Quarter ending June 2017	1,805	↑
Quarter ending September 2017	1,960	↑
Quarter ending December 2017	1,743	↓
Quarter ending March 2018	1,108	↓
Variance since March 2017	(35.2%)	↓



ACTIVITY

Cumulative percentage of contracted UDA delivered 2017 & 2018



Month	Adjusted Scheduled Activity (UDA)	
	2017	2018
April	89	162
May	236	734
June	395	1,268
July	685	1,861
August	896	2,470
September	1,072	2,922
October	1,226	3,700
November	1,764	4,078
December	2,227	4,230
January	2,879	4,246
February	3,487	4,249
March	4,157	4,290
April	4,389	
May	4,392	
June	4,392	

QUALITY

	Quantity	Base Number	Contract	AT	Region	England
% of FP17s for the same patient ID Re-attending within 3 months - Children	29	527	5.5%	11.0%	11.6%	11.9%
% of FP17s for the same patient ID Re-attending within 3 months - Adults	226	1,575	14.3%	14.6%	15.4%	16.0%
% of FP17s for the same patient ID Re-attending between 3 & 9 months - Children	248	527	47.1%	59.6%	59.4%	58.3%
% of FP17s for the same patient ID Re-attending between 3 & 9 months - Adults	725	1,575	46.0%	48.5%	51.3%	50.3%
% of FP17s for Band 1 Urgent Courses	143	2,003	7.1%	9.4%	8.0%	9.1%
% of FP17s Relating to Free Repair or Replacements	10	2,003	0.5%	0.8%	0.8%	0.8%
% of FP17s Relating to Continuations	34	2,003	1.7%	1.1%	1.0%	1.0%
% of Patients satisfied with the dentistry they have received	3	3	N/A	92.3%	91.7%	91.5%
% of Patients satisfied with the time they had to wait for an appointment	3	3	N/A	87.4%	88.3%	87.9%

* This is based on patients treated on this contract for their most recent course of treatment. Figures in italics indicate the base number of FP17s or Patient Questionnaire responses are less than 100. N/A is shown where the base number of responses is less than 10 during the period. % is calculated as Quantity/Base number*100

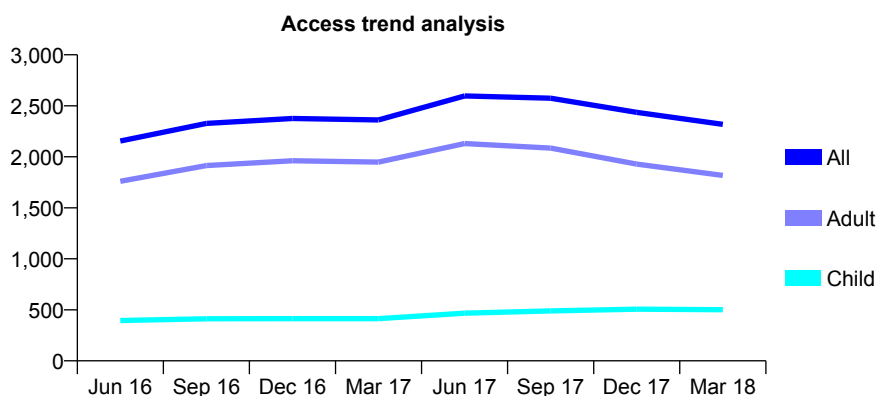
Q56 - Vital Signs At a Glance Contract Report for 282782/0001 - March 2018

Name or company name	DR J SALEH
Contract type name	GDS Contract
Purpose of contract	General
Contract start date	23/07/2015
Contract end date	

17/18 Contracted general activity (UDA)	9,575
Carry forward general activity (UDA)	76
17/18 Contracted orthodontic activity (UOA)	0
Carry forward orthodontic activity (UOA)	0
Baseline contract value	£205,870.66

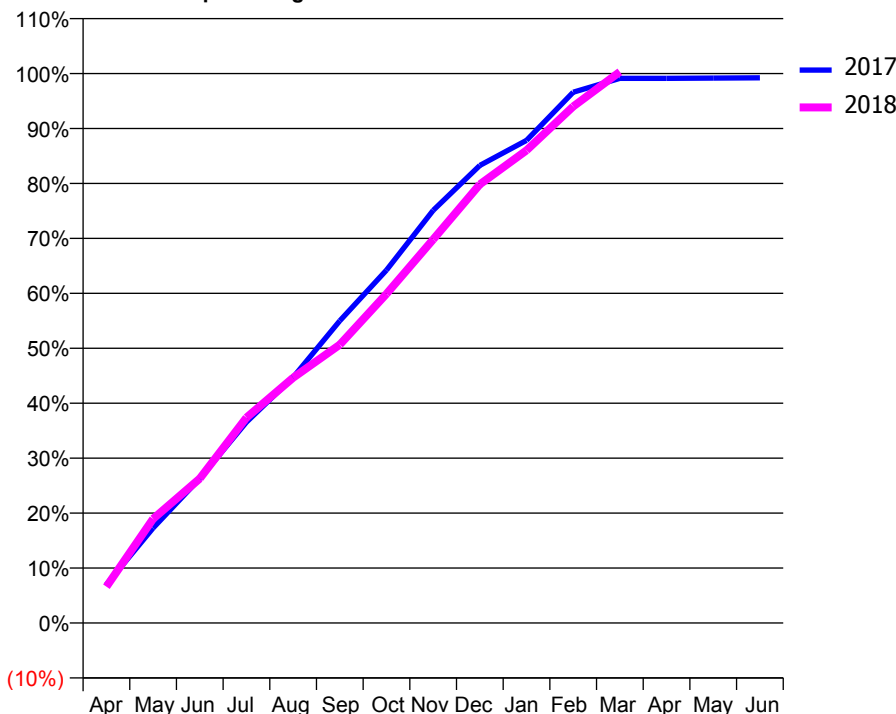
ACCESS*

Patients seen in 24 months	Total	Change since previous quarter
Quarter ending March 2017	2,362	
Quarter ending June 2017	2,597	↑
Quarter ending September 2017	2,574	→
Quarter ending December 2017	2,436	↓
Quarter ending March 2018	2,318	↓
Variance since March 2017	(1.9%)	↓



ACTIVITY

Cumulative percentage of contracted UDA delivered 2017 & 2018



Month	Adjusted Scheduled Activity (UDA)	
	2017	2018
April	670	633
May	1,655	1,816
June	2,518	2,518
July	3,500	3,580
August	4,281	4,275
September	5,267	4,851
October	6,150	5,735
November	7,190	6,683
December	7,972	7,643
January	8,411	8,236
February	9,249	9,001
March	9,490	9,605
April	9,490	
May	9,494	
June	9,499	

QUALITY

	Quantity	Base Number	Contract	AT	Region	England
% of FP17s for the same patient ID Re-attending within 3 months - Children	51	716	7.1%	11.0%	11.6%	11.9%
% of FP17s for the same patient ID Re-attending within 3 months - Adults	261	2,607	10.0%	14.6%	15.4%	16.0%
% of FP17s for the same patient ID Re-attending between 3 & 9 months - Children	328	716	45.8%	59.6%	59.4%	58.3%
% of FP17s for the same patient ID Re-attending between 3 & 9 months - Adults	1,613	2,607	61.9%	48.5%	51.3%	50.3%
% of FP17s for Band 1 Urgent Courses	120	3,305	3.6%	9.4%	8.0%	9.1%
% of FP17s Relating to Free Repair or Replacements	26	3,305	0.8%	0.8%	0.8%	0.8%
% of FP17s Relating to Continuations	2	3,305	0.1%	1.1%	1.0%	1.0%
% of Patients satisfied with the dentistry they have received	13	13	100.0%	92.3%	91.7%	91.5%
% of Patients satisfied with the time they had to wait for an appointment	12	13	92.3%	87.4%	88.3%	87.9%

* This is based on patients treated on this contract for their most recent course of treatment. Figures in italics indicate the base number of FP17s or Patient Questionnaire responses are less than 100. N/A is shown where the base number of responses is less than 10 during the period. % is calculated as Quantity/Base number*100

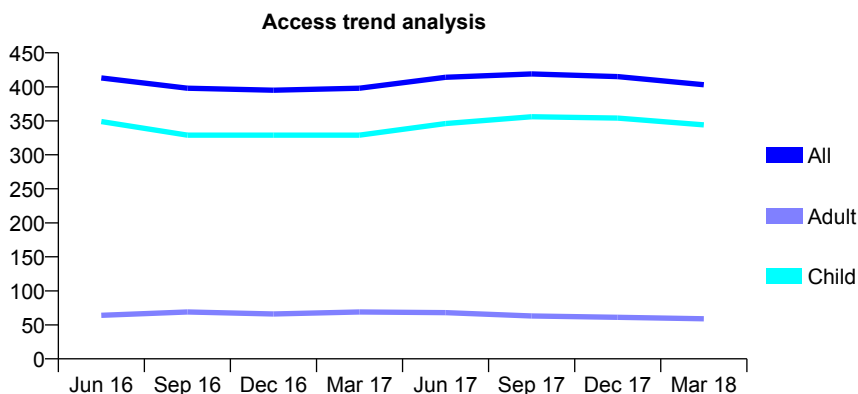
Q56 - Vital Signs At a Glance Contract Report for 299022/0001 - March 2018

Name or company name	MR G KARATZOPOULOS
Contract type name	GDS Contract
Purpose of contract	General and Orthodontic
Contract start date	01/08/2012
Contract end date	

17/18 Contracted general activity (UDA)	551
Carry forward general activity (UDA)	0
17/18 Contracted orthodontic activity (UOA)	900
Carry forward orthodontic activity (UOA)	16
Baseline contract value	£71,571.06

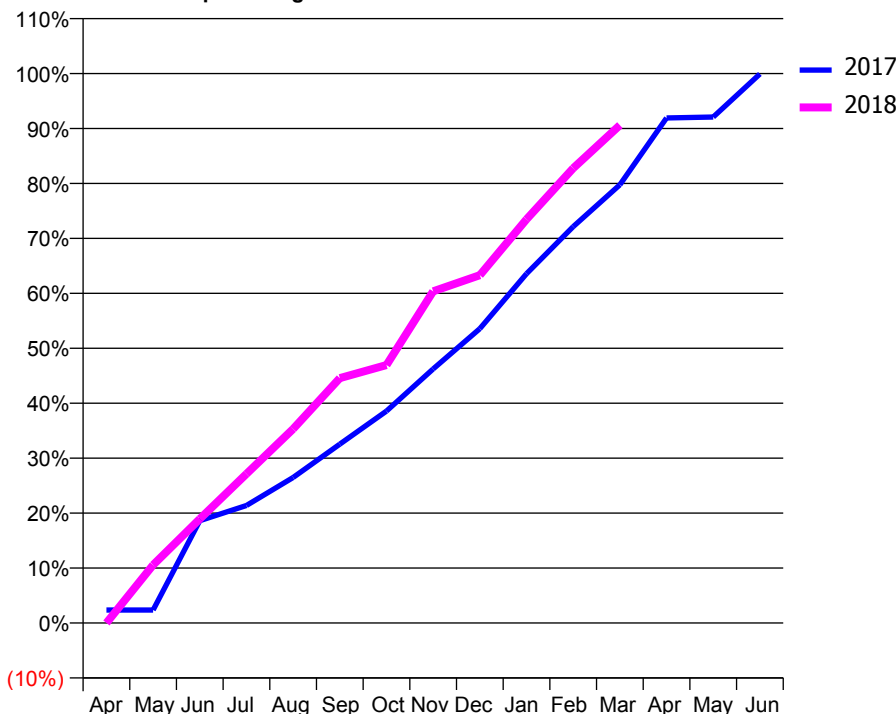
ACCESS*

Patients seen in 24 months	Total	Change since previous quarter
Quarter ending March 2017	398	
Quarter ending June 2017	414	↑
Quarter ending September 2017	419	→
Quarter ending December 2017	415	→
Quarter ending March 2018	403	↓
Variance since March 2017	1.3%	→



ACTIVITY

Cumulative percentage of contracted UDA delivered 2017 & 2018



Month	Adjusted Scheduled Activity (UDA)	
	2017	2018
April	13	0
May	13	58
June	103	104
July	118	150
August	146	195
September	179	246
October	213	259
November	255	333
December	295	349
January	350	405
February	397	456
March	439	499
April	506	
May	507	
June	551	

QUALITY

	Quantity	Base Number	Contract	AT	Region	England
% of FP17s for the same patient ID Re-attending within 3 months - Children	69	613	11.3%	11.0%	11.6%	11.9%
% of FP17s for the same patient ID Re-attending within 3 months - Adults	0	21	0.0%	14.6%	15.4%	16.0%
% of FP17s for the same patient ID Re-attending between 3 & 9 months - Children	267	613	43.6%	59.6%	59.4%	58.3%
% of FP17s for the same patient ID Re-attending between 3 & 9 months - Adults	12	21	57.1%	48.5%	51.3%	50.3%
% of FP17s for Band 1 Urgent Courses	6	405	1.5%	9.4%	8.0%	9.1%
% of FP17s Relating to Free Repair or Replacements	0	405	0.0%	0.8%	0.8%	0.8%
% of FP17s Relating to Continuations	0	405	0.0%	1.1%	1.0%	1.0%
% of Patients satisfied with the dentistry they have received	0	0	N/A	92.3%	91.7%	91.5%
% of Patients satisfied with the time they had to wait for an appointment	0	0	N/A	87.4%	88.3%	87.9%

* This is based on patients treated on this contract for their most recent course of treatment. Figures in italics indicate the base number of FP17s or Patient Questionnaire responses are less than 100. N/A is shown where the base number of responses is less than 10 during the period. % is calculated as Quantity/Base number*100

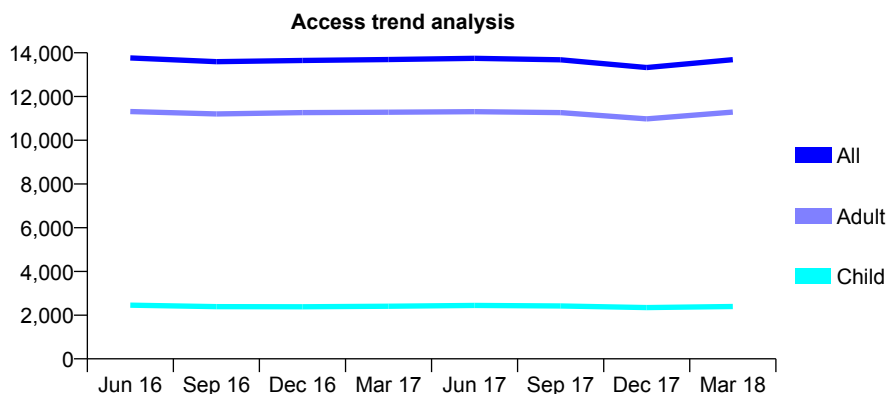
Q56 - Vital Signs At a Glance Contract Report for 329185/0001 - March 2018

Name or company name	MR HS SKOYLES
Contract type name	GDS Contract
Purpose of contract	General and Orthodontic
Contract start date	01/04/2006
Contract end date	

17/18 Contracted general activity (UDA)	42,279
Carry forward general activity (UDA)	0
17/18 Contracted orthodontic activity (UOA)	1,200
Carry forward orthodontic activity (UOA)	0
Baseline contract value	£1,154,405.94

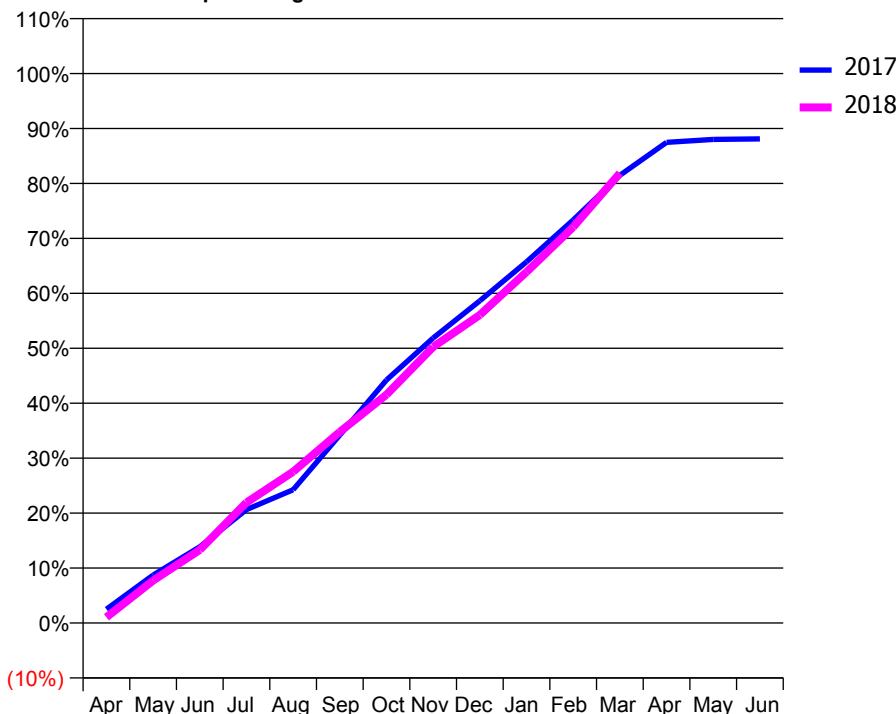
ACCESS*

Patients seen in 24 months	Total	Change since previous quarter
Quarter ending March 2017	13,689	
Quarter ending June 2017	13,749	→
Quarter ending September 2017	13,682	→
Quarter ending December 2017	13,323	↓
Quarter ending March 2018	13,685	↑
Variance since March 2017	(0.0%)	→



ACTIVITY

Cumulative percentage of contracted UDA delivered 2017 & 2018



Month	Adjusted Scheduled Activity (UDA)	
	2017	2018
April	1,060	447
May	3,684	3,271
June	5,865	5,628
July	8,729	9,272
August	10,251	11,636
September	14,458	14,711
October	18,699	17,575
November	21,935	21,245
December	24,793	23,706
January	27,788	27,011
February	31,005	30,472
March	34,450	34,613
April	36,978	
May	37,208	
June	37,245	

QUALITY

	Quantity	Base Number	Contract	AT	Region	England
% of FP17s for the same patient ID Re-attending within 3 months - Children	370	4,072	9.1%	11.0%	11.6%	11.9%
% of FP17s for the same patient ID Re-attending within 3 months - Adults	2,542	16,871	15.1%	14.6%	15.4%	16.0%
% of FP17s for the same patient ID Re-attending between 3 & 9 months - Children	2,539	4,072	62.4%	59.6%	59.4%	58.3%
% of FP17s for the same patient ID Re-attending between 3 & 9 months - Adults	9,576	16,871	56.8%	48.5%	51.3%	50.3%
% of FP17s for Band 1 Urgent Courses	1,402	18,744	7.5%	9.4%	8.0%	9.1%
% of FP17s Relating to Free Repair or Replacements	183	18,744	1.0%	0.8%	0.8%	0.8%
% of FP17s Relating to Continuations	242	18,744	1.3%	1.1%	1.0%	1.0%
% of Patients satisfied with the dentistry they have received	25	28	89.3%	92.3%	91.7%	91.5%
% of Patients satisfied with the time they had to wait for an appointment	25	28	89.3%	87.4%	88.3%	87.9%

* This is based on patients treated on this contract for their most recent course of treatment. Figures in italics indicate the base number of FP17s or Patient Questionnaire responses are less than 100. N/A is shown where the base number of responses is less than 10 during the period. % is calculated as Quantity/Base number*100

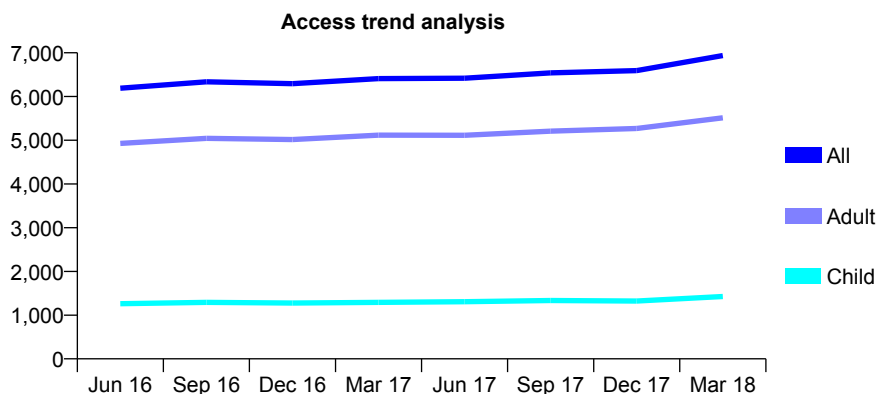
Q56 - Vital Signs At a Glance Contract Report for 329541/0002 - March 2018

Name or company name	MR GN BAXTER
Contract type name	GDS Contract
Purpose of contract	General
Contract start date	16/12/2007
Contract end date	

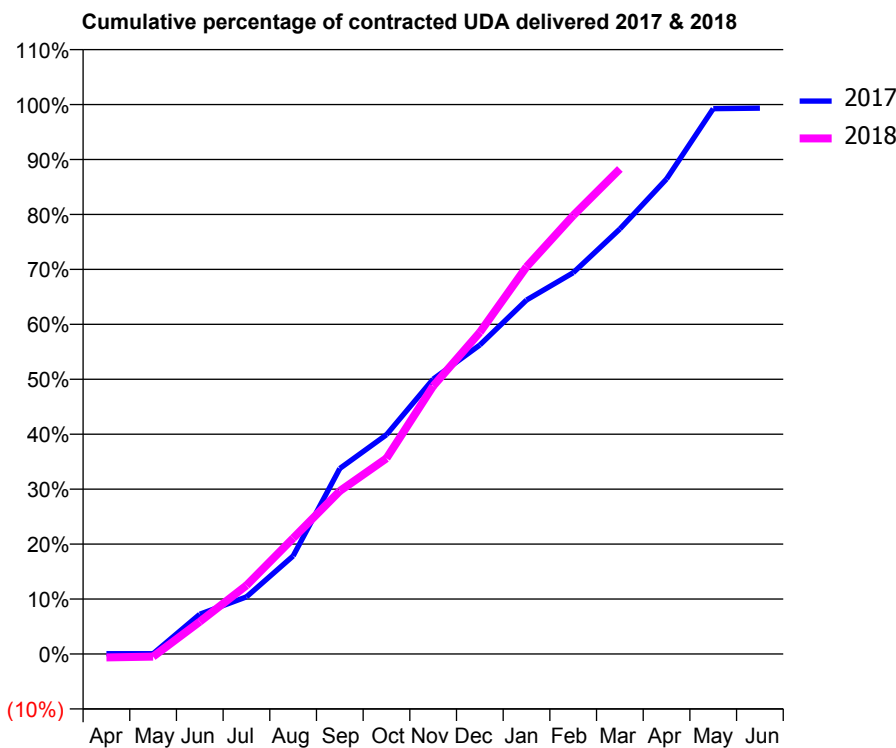
17/18 Contracted general activity (UDA)	19,890
Carry forward general activity (UDA)	130
17/18 Contracted orthodontic activity (UOA)	0
Carry forward orthodontic activity (UOA)	0
Baseline contract value	£487,528.92

ACCESS*

Patients seen in 24 months	Total	Change since previous quarter
Quarter ending March 2017	6,409	
Quarter ending June 2017	6,419	→
Quarter ending September 2017	6,541	→
Quarter ending December 2017	6,593	→
Quarter ending March 2018	6,938	↑
Variance since March 2017	8.3%	↑



ACTIVITY



Month	Adjusted Scheduled Activity (UDA)	
	2017	2018
April	10	-130
May	10	-100
June	1,411	1,169
July	2,028	2,482
August	3,480	4,191
September	6,584	5,902
October	7,783	7,082
November	9,759	9,700
December	10,970	11,646
January	12,567	14,016
February	13,535	15,873
March	15,086	17,557
April	16,863	
May	19,357	
June	19,375	

QUALITY

	Quantity	Base Number	Contract	AT	Region	England
% of FP17s for the same patient ID Re-attending within 3 months - Children	81	1,907	4.2%	11.0%	11.6%	11.9%
% of FP17s for the same patient ID Re-attending within 3 months - Adults	1,032	7,160	14.4%	14.6%	15.4%	16.0%
% of FP17s for the same patient ID Re-attending between 3 & 9 months - Children	835	1,907	43.8%	59.6%	59.4%	58.3%
% of FP17s for the same patient ID Re-attending between 3 & 9 months - Adults	3,016	7,160	42.1%	48.5%	51.3%	50.3%
% of FP17s for Band 1 Urgent Courses	1,488	7,390	20.1%	9.4%	8.0%	9.1%
% of FP17s Relating to Free Repair or Replacements	34	7,390	0.5%	0.8%	0.8%	0.8%
% of FP17s Relating to Continuations	12	7,390	0.2%	1.1%	1.0%	1.0%
% of Patients satisfied with the dentistry they have received	8	9	N/A	92.3%	91.7%	91.5%
% of Patients satisfied with the time they had to wait for an appointment	7	9	N/A	87.4%	88.3%	87.9%

* This is based on patients treated on this contract for their most recent course of treatment. Figures in italics indicate the base number of FP17s or Patient Questionnaire responses are less than 100. N/A is shown where the base number of responses is less than 10 during the period. % is calculated as Quantity/Base number*100

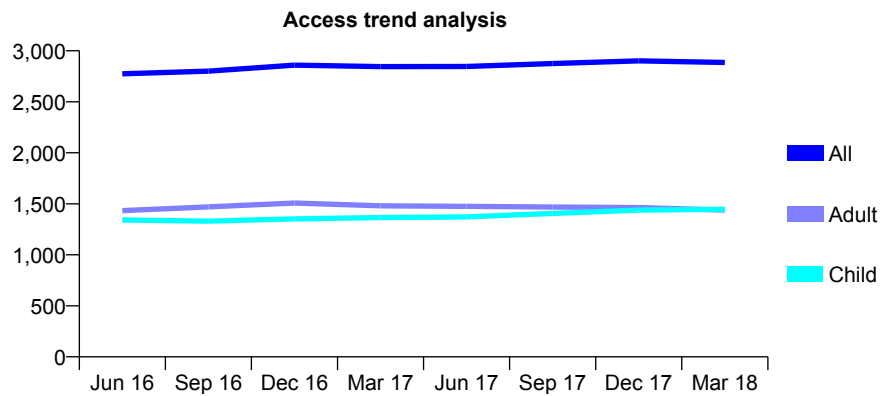
Q56 - Vital Signs At a Glance Contract Report for 329630/0003 - March 2018

Name or company name	MR PJ BROWN
Contract type name	GDS Contract
Purpose of contract	General
Contract start date	01/01/2013
Contract end date	

17/18 Contracted general activity (UDA)	7,768
Carry forward general activity (UDA)	-20
17/18 Contracted orthodontic activity (UOA)	0
Carry forward orthodontic activity (UOA)	0
Baseline contract value	£190,677.83

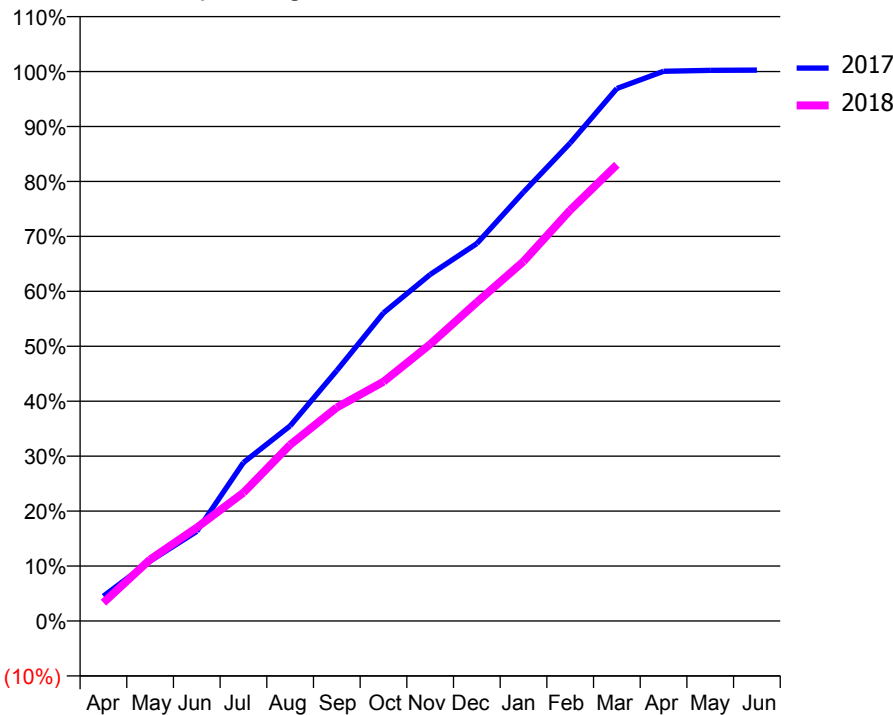
ACCESS*

Patients seen in 24 months	Total	Change since previous quarter
Quarter ending March 2017	2,845	
Quarter ending June 2017	2,847	→
Quarter ending September 2017	2,875	→
Quarter ending December 2017	2,901	→
Quarter ending March 2018	2,885	→
Variance since March 2017	1.4%	→



ACTIVITY

Cumulative percentage of contracted UDA delivered 2017 & 2018



Month	Adjusted Scheduled Activity (UDA)	
	2017	2018
April	351	259
May	848	870
June	1,267	1,320
July	2,240	1,814
August	2,759	2,491
September	3,541	3,019
October	4,355	3,383
November	4,899	3,913
December	5,335	4,506
January	6,064	5,084
February	6,756	5,809
March	7,529	6,449
April	7,771	
May	7,784	
June	7,788	

QUALITY

	Quantity	Base Number	Contract	AT	Region	England
% of FP17s for the same patient ID Re-attending within 3 months - Children	209	2,011	10.4%	11.0%	11.6%	11.9%
% of FP17s for the same patient ID Re-attending within 3 months - Adults	307	1,543	19.9%	14.6%	15.4%	16.0%
% of FP17s for the same patient ID Re-attending between 3 & 9 months - Children	1,037	2,011	51.6%	59.6%	59.4%	58.3%
% of FP17s for the same patient ID Re-attending between 3 & 9 months - Adults	716	1,543	46.4%	48.5%	51.3%	50.3%
% of FP17s for Band 1 Urgent Courses	183	3,403	5.4%	9.4%	8.0%	9.1%
% of FP17s Relating to Free Repair or Replacements	64	3,403	1.9%	0.8%	0.8%	0.8%
% of FP17s Relating to Continuations	48	3,403	1.4%	1.1%	1.0%	1.0%
% of Patients satisfied with the dentistry they have received	1	1	N/A	92.3%	91.7%	91.5%
% of Patients satisfied with the time they had to wait for an appointment	1	1	N/A	87.4%	88.3%	87.9%

* This is based on patients treated on this contract for their most recent course of treatment. Figures in italics indicate the base number of FP17s or Patient Questionnaire responses are less than 100. N/A is shown where the base number of responses is less than 10 during the period. % is calculated as Quantity/Base number*100

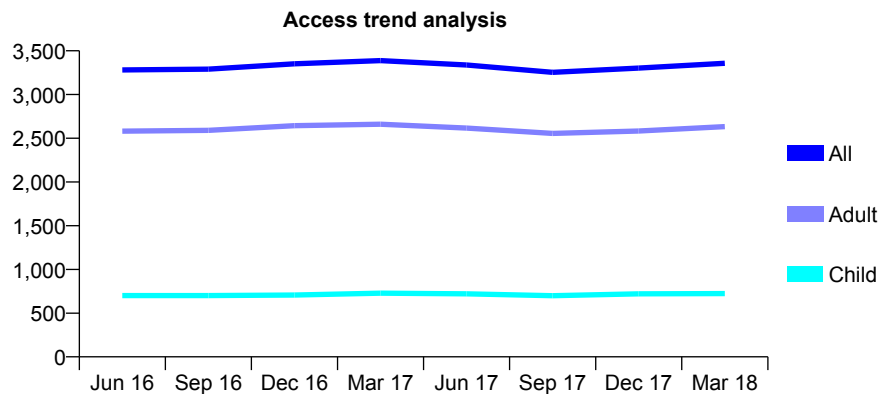
Q56 - Vital Signs At a Glance Contract Report for 337315/0001 - March 2018

Name or company name	MR DN ABDAAH
Contract type name	GDS Contract
Purpose of contract	General
Contract start date	01/04/2006
Contract end date	

17/18 Contracted general activity (UDA)	8,749
Carry forward general activity (UDA)	-175
17/18 Contracted orthodontic activity (UOA)	0
Carry forward orthodontic activity (UOA)	0
Baseline contract value	£251,584.86

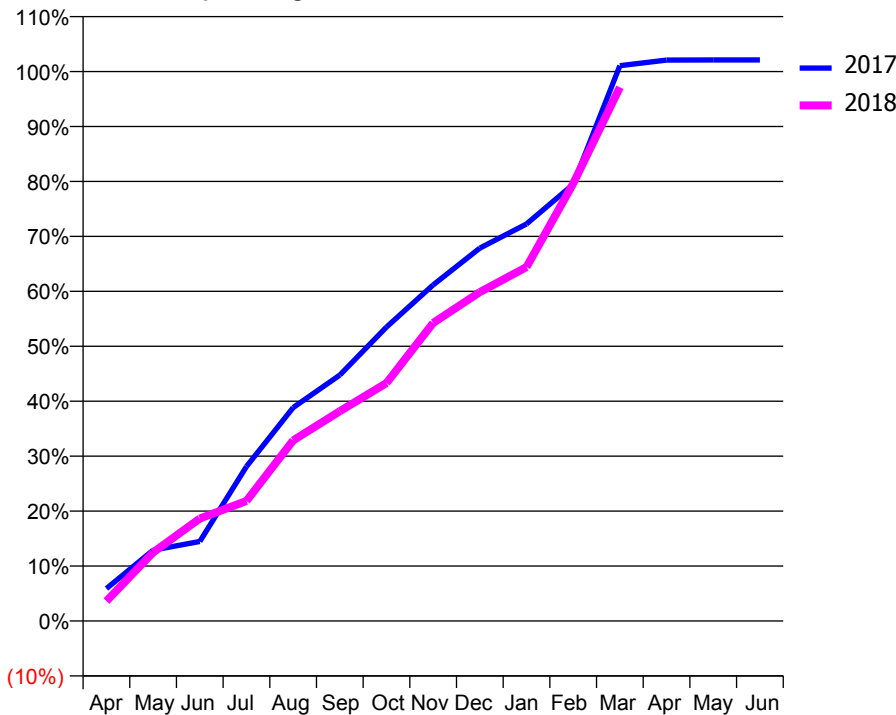
ACCESS*

Patients seen in 24 months	Total	Change since previous quarter
Quarter ending March 2017	3,388	
Quarter ending June 2017	3,337	↓
Quarter ending September 2017	3,254	↓
Quarter ending December 2017	3,303	→
Quarter ending March 2018	3,357	→
Variance since March 2017	(0.9%)	→



ACTIVITY

Cumulative percentage of contracted UDA delivered 2017 & 2018



Month	Adjusted Scheduled Activity (UDA)	
	2017	2018
April	517	318
May	1,127	1,092
June	1,266	1,632
July	2,460	1,912
August	3,398	2,875
September	3,916	3,341
October	4,681	3,789
November	5,351	4,746
December	5,937	5,238
January	6,323	5,636
February	6,952	6,966
March	8,842	8,498
April	8,930	
May	8,933	
June	8,933	

QUALITY

	Quantity	Base Number	Contract	AT	Region	England
% of FP17s for the same patient ID Re-attending within 3 months - Children	56	919	6.1%	11.0%	11.6%	11.9%
% of FP17s for the same patient ID Re-attending within 3 months - Adults	406	3,443	11.8%	14.6%	15.4%	16.0%
% of FP17s for the same patient ID Re-attending between 3 & 9 months - Children	523	919	56.9%	59.6%	59.4%	58.3%
% of FP17s for the same patient ID Re-attending between 3 & 9 months - Adults	2,058	3,443	59.8%	48.5%	51.3%	50.3%
% of FP17s for Band 1 Urgent Courses	57	4,313	1.3%	9.4%	8.0%	9.1%
% of FP17s Relating to Free Repair or Replacements	38	4,313	0.9%	0.8%	0.8%	0.8%
% of FP17s Relating to Continuations	45	4,313	1.0%	1.1%	1.0%	1.0%
% of Patients satisfied with the dentistry they have received	5	6	N/A	92.3%	91.7%	91.5%
% of Patients satisfied with the time they had to wait for an appointment	4	6	N/A	87.4%	88.3%	87.9%

* This is based on patients treated on this contract for their most recent course of treatment. Figures in italics indicate the base number of FP17s or Patient Questionnaire responses are less than 100. N/A is shown where the base number of responses is less than 10 during the period. % is calculated as Quantity/Base number*100

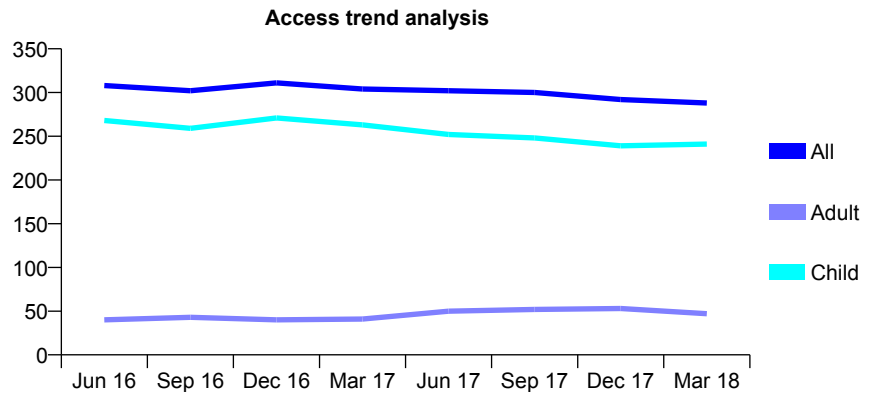
Q56 - Vital Signs At a Glance Contract Report for 344524/0001 - March 2018

Name or company name	MR RL PILCHER
Contract type name	GDS Contract
Purpose of contract	General
Contract start date	01/04/2006
Contract end date	

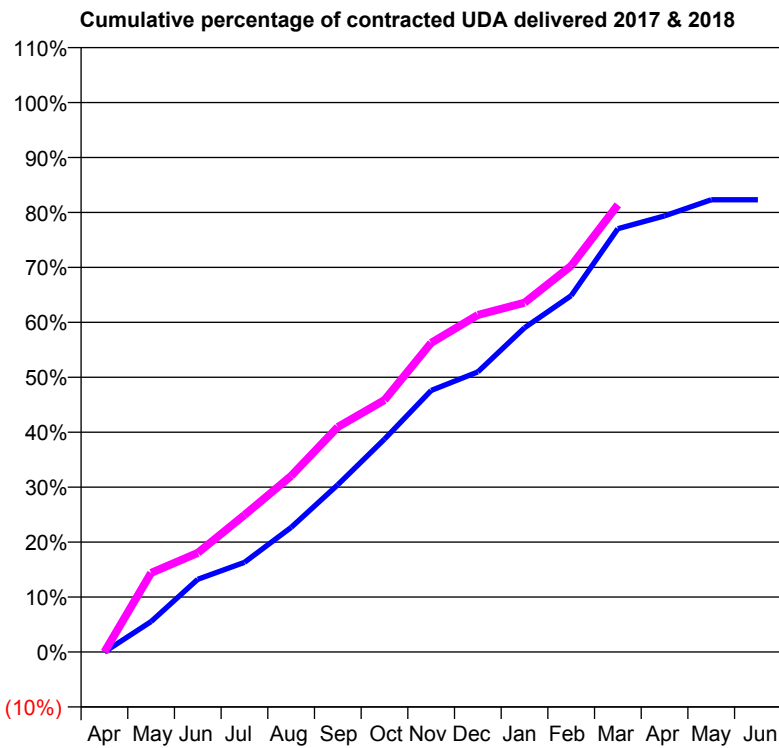
17/18 Contracted general activity (UDA)	550
Carry forward general activity (UDA)	0
17/18 Contracted orthodontic activity (UOA)	0
Carry forward orthodontic activity (UOA)	0
Baseline contract value	£11,825.37

ACCESS*

Patients seen in 24 months	Total	Change since previous quarter
Quarter ending March 2017	304	
Quarter ending June 2017	302	→
Quarter ending September 2017	300	→
Quarter ending December 2017	292	↓
Quarter ending March 2018	288	↓
Variance since March 2017	(5.3%)	↓



ACTIVITY



Month	Adjusted Scheduled Activity (UDA)	
	2017	2018
April	0	0
May	36	79
June	86	99
July	106	137
August	147	176
September	198	225
October	252	252
November	309	309
December	331	337
January	384	350
February	422	387
March	501	448
April	516	
May	535	
June	535	

QUALITY

	Quantity	Base Number	Contract	AT	Region	England
% of FP17s for the same patient ID Re-attending within 3 months - Children	16	396	4.0%	11.0%	11.6%	11.9%
% of FP17s for the same patient ID Re-attending within 3 months - Adults	2	27	7.4%	14.6%	15.4%	16.0%
% of FP17s for the same patient ID Re-attending between 3 & 9 months - Children	287	396	72.5%	59.6%	59.4%	58.3%
% of FP17s for the same patient ID Re-attending between 3 & 9 months - Adults	17	27	63.0%	48.5%	51.3%	50.3%
% of FP17s for Band 1 Urgent Courses	3	397	0.8%	9.4%	8.0%	9.1%
% of FP17s Relating to Free Repair or Replacements	0	397	0.0%	0.8%	0.8%	0.8%
% of FP17s Relating to Continuations	0	397	0.0%	1.1%	1.0%	1.0%
% of Patients satisfied with the dentistry they have received	1	1	N/A	92.3%	91.7%	91.5%
% of Patients satisfied with the time they had to wait for an appointment	1	1	N/A	87.4%	88.3%	87.9%

* This is based on patients treated on this contract for their most recent course of treatment. Figures in italics indicate the base number of FP17s or Patient Questionnaire responses are less than 100. N/A is shown where the base number of responses is less than 10 during the period. % is calculated as Quantity/Base number*100

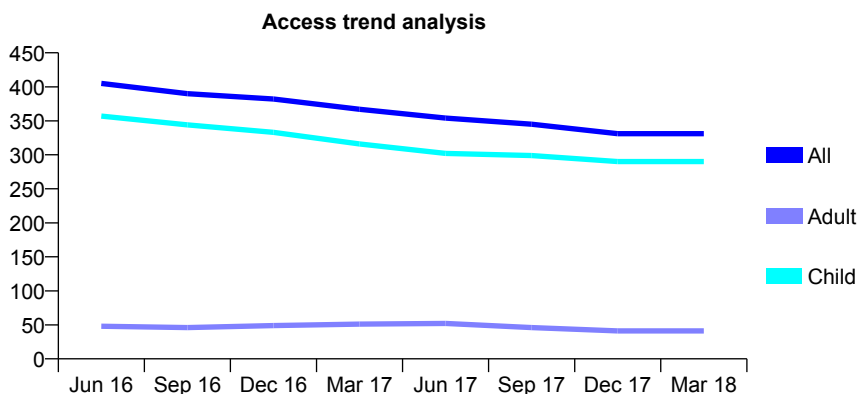
Q56 - Vital Signs At a Glance Contract Report for 344958/0001 - March 2018

Name or company name	MS X RUI
Contract type name	GDS Contract
Purpose of contract	General
Contract start date	01/04/2006
Contract end date	

17/18 Contracted general activity (UDA)	688
Carry forward general activity (UDA)	0
17/18 Contracted orthodontic activity (UOA)	0
Carry forward orthodontic activity (UOA)	0
Baseline contract value	£16,239.30

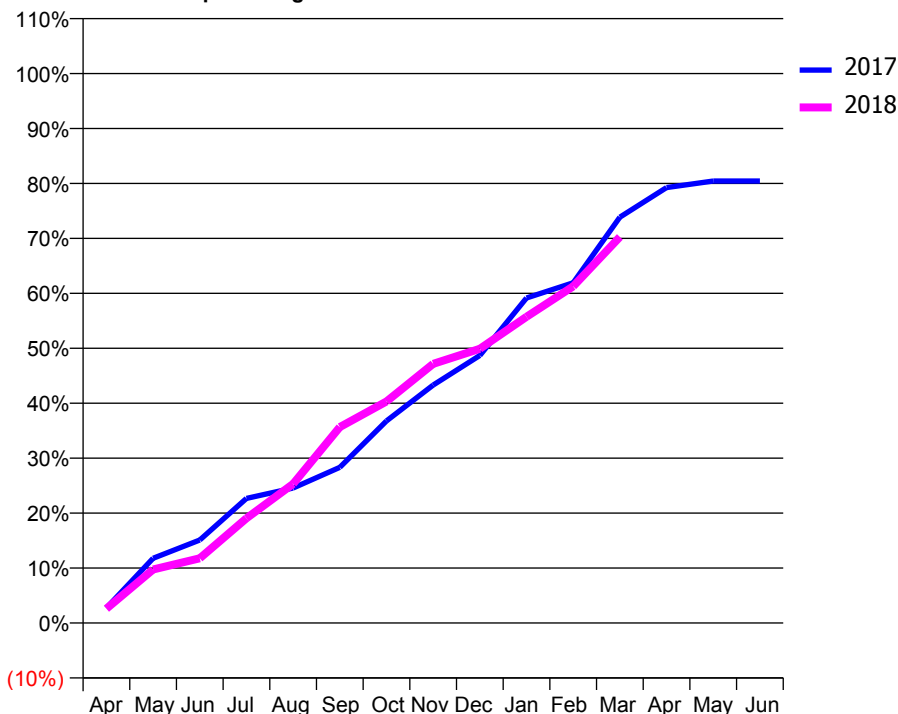
ACCESS*

Patients seen in 24 months	Total	Change since previous quarter
Quarter ending March 2017	367	
Quarter ending June 2017	354	↓
Quarter ending September 2017	345	↓
Quarter ending December 2017	331	↓
Quarter ending March 2018	331	→
Variance since March 2017	(9.8%)	↓



ACTIVITY

Cumulative percentage of contracted UDA delivered 2017 & 2018



Adjusted Scheduled Activity (UDA)

Month	2017	2018
April	19	18
May	81	67
June	104	81
July	156	131
August	169	174
September	195	245
October	253	277
November	298	324
December	335	343
January	407	383
February	426	421
March	508	483
April	545	
May	553	
June	553	

QUALITY

	Quantity	Base Number	Contract	AT	Region	England
% of FP17s for the same patient ID Re-attending within 3 months - Children	15	446	3.4%	11.0%	11.6%	11.9%
% of FP17s for the same patient ID Re-attending within 3 months - Adults	0	14	0.0%	14.6%	15.4%	16.0%
% of FP17s for the same patient ID Re-attending between 3 & 9 months - Children	290	446	65.0%	59.6%	59.4%	58.3%
% of FP17s for the same patient ID Re-attending between 3 & 9 months - Adults	10	14	71.4%	48.5%	51.3%	50.3%
% of FP17s for Band 1 Urgent Courses	2	422	0.5%	9.4%	8.0%	9.1%
% of FP17s Relating to Free Repair or Replacements	0	422	0.0%	0.8%	0.8%	0.8%
% of FP17s Relating to Continuations	0	422	0.0%	1.1%	1.0%	1.0%
% of Patients satisfied with the dentistry they have received	0	0	N/A	92.3%	91.7%	91.5%
% of Patients satisfied with the time they had to wait for an appointment	0	0	N/A	87.4%	88.3%	87.9%

* This is based on patients treated on this contract for their most recent course of treatment. Figures in italics indicate the base number of FP17s or Patient Questionnaire responses are less than 100. N/A is shown where the base number of responses is less than 10 during the period. % is calculated as Quantity/Base number*100

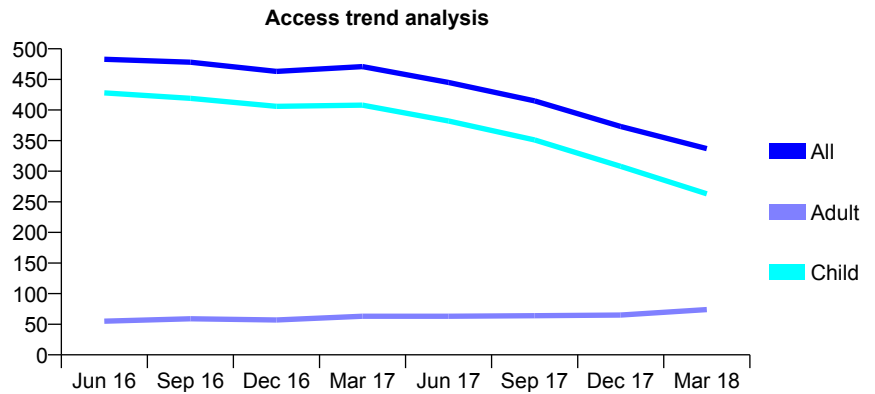
Q56 - Vital Signs At a Glance Contract Report for 565393/0001 - March 2018

Name or company name	MR S MILANOVIC
Contract type name	GDS Contract
Purpose of contract	General
Contract start date	01/04/2006
Contract end date	31/07/2017

17/18 Contracted general activity (UDA)	370
Carry forward general activity (UDA)	0
17/18 Contracted orthodontic activity (UOA)	0
Carry forward orthodontic activity (UOA)	0
Baseline contract value	£7,618.77

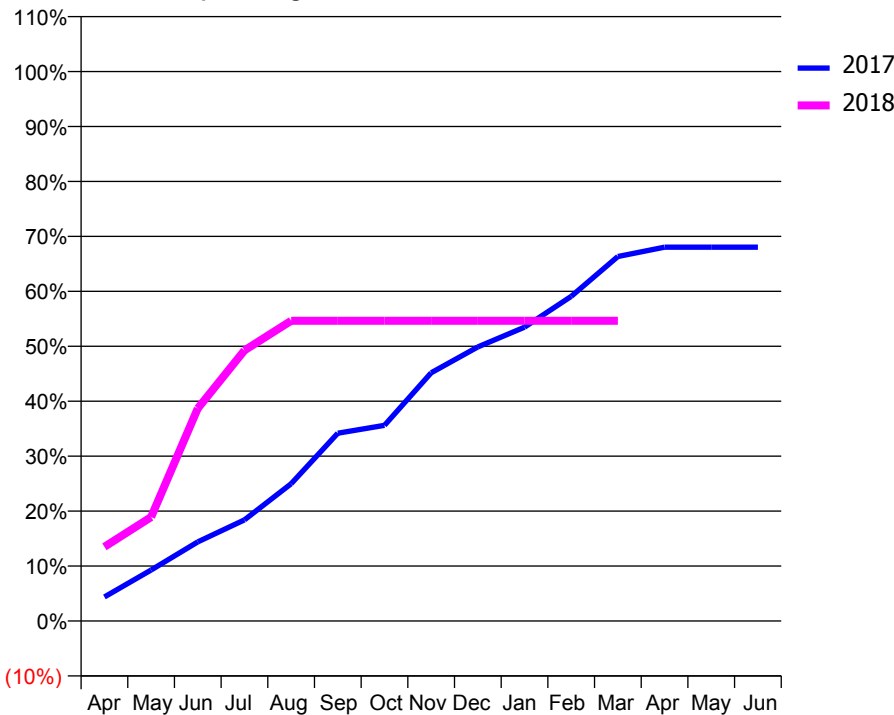
ACCESS*

Patients seen in 24 months	Total	Change since previous quarter
Quarter ending March 2017	471	
Quarter ending June 2017	445	↓
Quarter ending September 2017	415	↓
Quarter ending December 2017	373	↓
Quarter ending March 2018	337	↓
Variance since March 2017	(28.5%)	↓



ACTIVITY

Cumulative percentage of contracted UDA delivered 2017 & 2018



Month	Adjusted Scheduled Activity (UDA)	
	2017	2018
April	49	50
May	103	70
June	160	143
July	204	182
August	277	202
September	379	202
October	395	202
November	501	202
December	554	202
January	594	202
February	656	202
March	736	202
April	755	
May	755	
June	755	

QUALITY

	Quantity	Base Number	Contract	AT	Region	England
% of FP17s for the same patient ID Re-attending within 3 months - Children	3	173	1.7%	11.0%	11.6%	11.9%
% of FP17s for the same patient ID Re-attending within 3 months - Adults	1	18	5.6%	14.6%	15.4%	16.0%
% of FP17s for the same patient ID Re-attending between 3 & 9 months - Children	118	173	68.2%	59.6%	59.4%	58.3%
% of FP17s for the same patient ID Re-attending between 3 & 9 months - Adults	9	18	50.0%	48.5%	51.3%	50.3%
% of FP17s for Band 1 Urgent Courses	1	174	0.6%	9.4%	8.0%	9.1%
% of FP17s Relating to Free Repair or Replacements	0	174	0.0%	0.8%	0.8%	0.8%
% of FP17s Relating to Continuations	0	174	0.0%	1.1%	1.0%	1.0%
% of Patients satisfied with the dentistry they have received	0	0	N/A	92.3%	91.7%	91.5%
% of Patients satisfied with the time they had to wait for an appointment	0	0	N/A	87.4%	88.3%	87.9%

* This is based on patients treated on this contract for their most recent course of treatment. Figures in italics indicate the base number of FP17s or Patient Questionnaire responses are less than 100. N/A is shown where the base number of responses is less than 10 during the period. % is calculated as Quantity/Base number*100

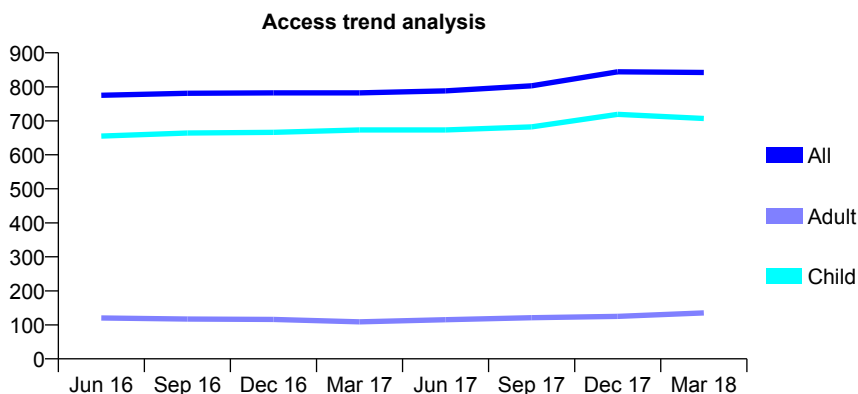
Q56 - Vital Signs At a Glance Contract Report for 567493/0001 - March 2018

Name or company name	MR WJ POULTER
Contract type name	GDS Contract
Purpose of contract	General
Contract start date	01/04/2006
Contract end date	

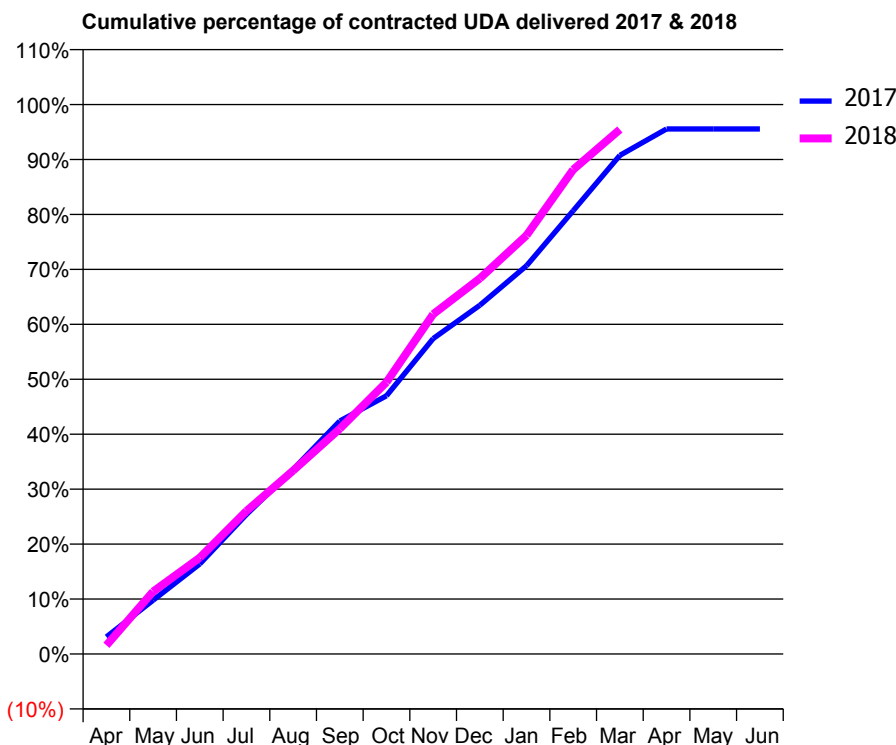
17/18 Contracted general activity (UDA)	2,077
Carry forward general activity (UDA)	0
17/18 Contracted orthodontic activity (UOA)	0
Carry forward orthodontic activity (UOA)	0
Baseline contract value	£41,383.73

ACCESS*

Patients seen in 24 months	Total	Change since previous quarter
Quarter ending March 2017	782	
Quarter ending June 2017	788	→
Quarter ending September 2017	803	→
Quarter ending December 2017	844	↑
Quarter ending March 2018	842	→
Variance since March 2017	7.7%	↑



ACTIVITY



Month	Adjusted Scheduled Activity (UDA)	
	2017	2018
April	65	33
May	203	236
June	341	364
July	528	540
August	698	693
September	881	851
October	976	1,027
November	1,192	1,284
December	1,318	1,419
January	1,467	1,583
February	1,676	1,831
March	1,885	1,982
April	1,985	
May	1,985	
June	1,985	

QUALITY

	Quantity	Base Number	Contract	AT	Region	England
% of FP17s for the same patient ID Re-attending within 3 months - Children	177	1,418	12.5%	11.0%	11.6%	11.9%
% of FP17s for the same patient ID Re-attending within 3 months - Adults	4	74	5.4%	14.6%	15.4%	16.0%
% of FP17s for the same patient ID Re-attending between 3 & 9 months - Children	960	1,418	67.7%	59.6%	59.4%	58.3%
% of FP17s for the same patient ID Re-attending between 3 & 9 months - Adults	54	74	73.0%	48.5%	51.3%	50.3%
% of FP17s for Band 1 Urgent Courses	7	1,437	0.5%	9.4%	8.0%	9.1%
% of FP17s Relating to Free Repair or Replacements	0	1,437	0.0%	0.8%	0.8%	0.8%
% of FP17s Relating to Continuations	0	1,437	0.0%	1.1%	1.0%	1.0%
% of Patients satisfied with the dentistry they have received	4	4	N/A	92.3%	91.7%	91.5%
% of Patients satisfied with the time they had to wait for an appointment	4	4	N/A	87.4%	88.3%	87.9%

* This is based on patients treated on this contract for their most recent course of treatment. Figures in italics indicate the base number of FP17s or Patient Questionnaire responses are less than 100. N/A is shown where the base number of responses is less than 10 during the period. % is calculated as Quantity/Base number*100

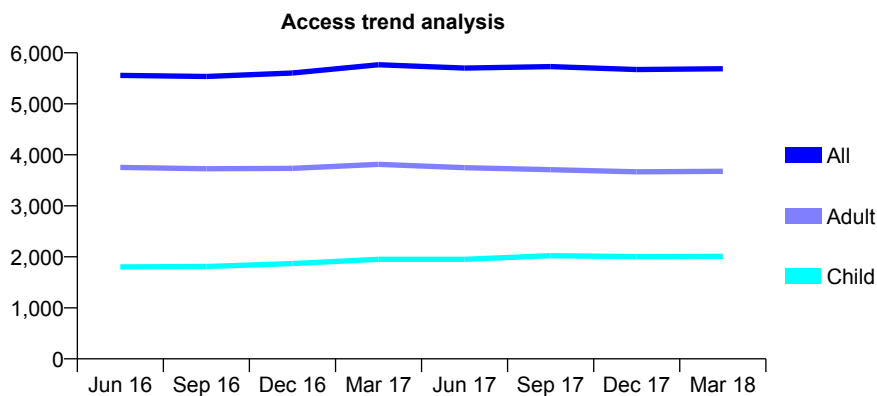
Q56 - Vital Signs At a Glance Contract Report for 568376/0001 - March 2018

Name or company name	MR N LAWRENCE
Contract type name	GDS Contract
Purpose of contract	General
Contract start date	01/04/2006
Contract end date	

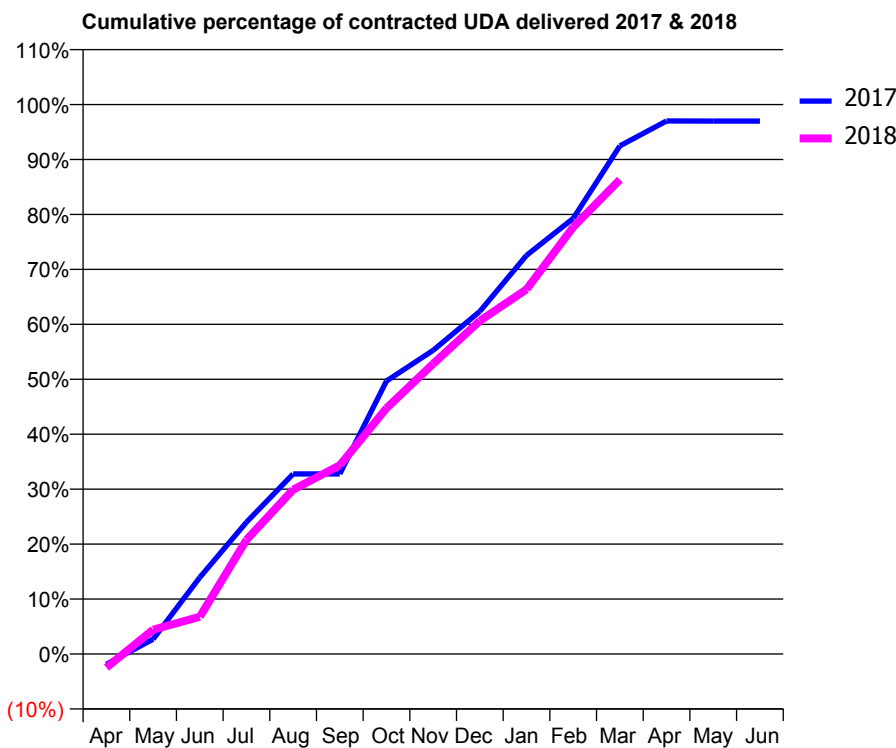
17/18 Contracted general activity (UDA)	16,273
Carry forward general activity (UDA)	491
17/18 Contracted orthodontic activity (UOA)	0
Carry forward orthodontic activity (UOA)	0
Baseline contract value	£379,395.92

ACCESS*

Patients seen in 24 months	Total	Change since previous quarter
Quarter ending March 2017	5,766	
Quarter ending June 2017	5,701	↓
Quarter ending September 2017	5,729	→
Quarter ending December 2017	5,671	↓
Quarter ending March 2018	5,687	→
Variance since March 2017	(1.4%)	↓



ACTIVITY



Month	2017	2018
April	-308	-406
May	438	721
June	2,268	1,104
July	3,905	3,383
August	5,331	4,868
September	5,331	5,590
October	8,085	7,280
November	8,992	8,593
December	10,149	9,867
January	11,804	10,798
February	12,900	12,642
March	15,049	14,049
April	15,785	
May	15,783	
June	15,782	

QUALITY

	Quantity	Base Number	Contract	AT	Region	England
% of FP17s for the same patient ID Re-attending within 3 months - Children	287	3,285	8.7%	11.0%	11.6%	11.9%
% of FP17s for the same patient ID Re-attending within 3 months - Adults	694	5,526	12.6%	14.6%	15.4%	16.0%
% of FP17s for the same patient ID Re-attending between 3 & 9 months - Children	2,211	3,285	67.3%	59.6%	59.4%	58.3%
% of FP17s for the same patient ID Re-attending between 3 & 9 months - Adults	3,689	5,526	66.8%	48.5%	51.3%	50.3%
% of FP17s for Band 1 Urgent Courses	304	8,436	3.6%	9.4%	8.0%	9.1%
% of FP17s Relating to Free Repair or Replacements	53	8,436	0.6%	0.8%	0.8%	0.8%
% of FP17s Relating to Continuations	41	8,436	0.5%	1.1%	1.0%	1.0%
% of Patients satisfied with the dentistry they have received	24	24	100.0%	92.3%	91.7%	91.5%
% of Patients satisfied with the time they had to wait for an appointment	22	24	91.7%	87.4%	88.3%	87.9%

* This is based on patients treated on this contract for their most recent course of treatment. Figures in italics indicate the base number of FP17s or Patient Questionnaire responses are less than 100. N/A is shown where the base number of responses is less than 10 during the period. % is calculated as Quantity/Base number*100

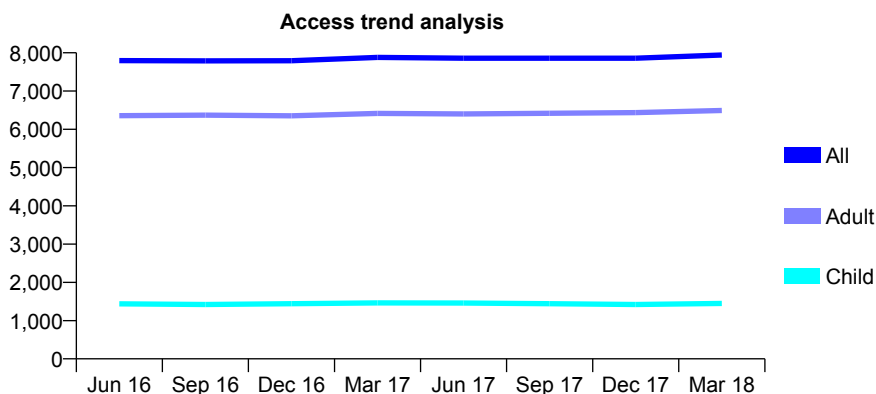
Q56 - Vital Signs At a Glance Contract Report for 569127/0001 - March 2018

Name or company name	Dental Surgery
Contract type name	PDS Contract
Purpose of contract	General
Contract start date	01/04/2006
Contract end date	31/03/2018

17/18 Contracted general activity (UDA)	22,405
Carry forward general activity (UDA)	-30
17/18 Contracted orthodontic activity (UOA)	0
Carry forward orthodontic activity (UOA)	0
Baseline contract value	£631,805.51

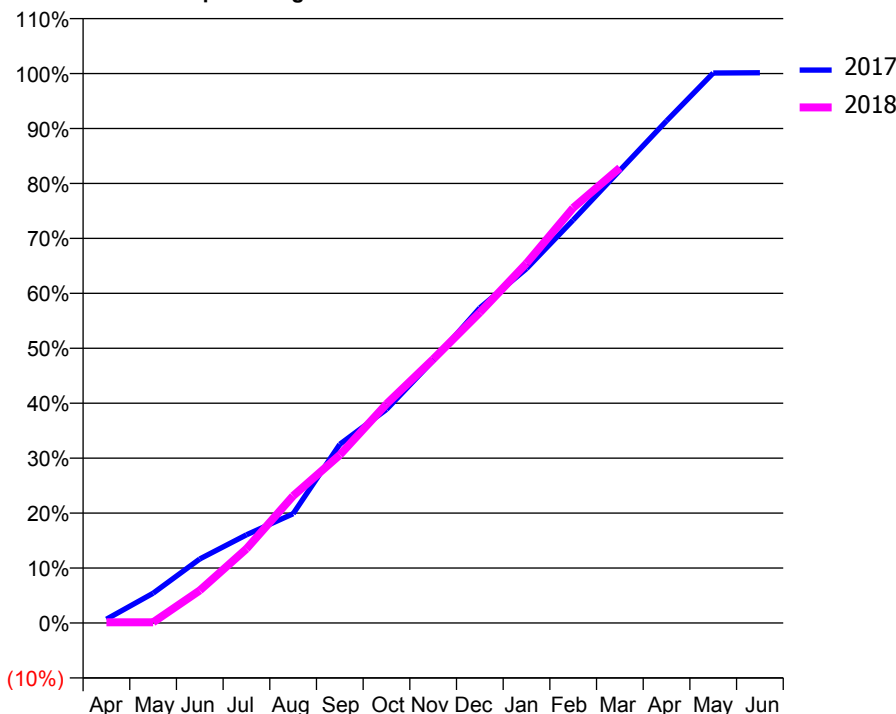
ACCESS*

Patients seen in 24 months	Total	Change since previous quarter
Quarter ending March 2017	7,881	
Quarter ending June 2017	7,858	→
Quarter ending September 2017	7,859	→
Quarter ending December 2017	7,859	→
Quarter ending March 2018	7,943	→
Variance since March 2017	0.8%	→



ACTIVITY

Cumulative percentage of contracted UDA delivered 2017 & 2018



Month	Adjusted Scheduled Activity (UDA)	
	2017	2018
April	157	30
May	1,215	30
June	2,614	1,327
July	3,598	3,027
August	4,458	5,183
September	7,291	6,854
October	8,707	8,931
November	10,705	10,758
December	12,850	12,662
January	14,450	14,665
February	16,432	16,928
March	18,454	18,558
April	20,471	
May	22,426	
June	22,435	

QUALITY

	Quantity	Base Number	Contract	AT	Region	England
% of FP17s for the same patient ID Re-attending within 3 months - Children	183	2,338	7.8%	11.0%	11.6%	11.9%
% of FP17s for the same patient ID Re-attending within 3 months - Adults	1,657	10,692	15.5%	14.6%	15.4%	16.0%
% of FP17s for the same patient ID Re-attending between 3 & 9 months - Children	1,582	2,338	67.7%	59.6%	59.4%	58.3%
% of FP17s for the same patient ID Re-attending between 3 & 9 months - Adults	6,690	10,692	62.6%	48.5%	51.3%	50.3%
% of FP17s for Band 1 Urgent Courses	487	10,747	4.5%	9.4%	8.0%	9.1%
% of FP17s Relating to Free Repair or Replacements	121	10,747	1.1%	0.8%	0.8%	0.8%
% of FP17s Relating to Continuations	140	10,747	1.3%	1.1%	1.0%	1.0%
% of Patients satisfied with the dentistry they have received	7	7	N/A	92.3%	91.7%	91.5%
% of Patients satisfied with the time they had to wait for an appointment	6	7	N/A	87.4%	88.3%	87.9%

* This is based on patients treated on this contract for their most recent course of treatment. Figures in italics indicate the base number of FP17s or Patient Questionnaire responses are less than 100. N/A is shown where the base number of responses is less than 10 during the period. % is calculated as Quantity/Base number*100

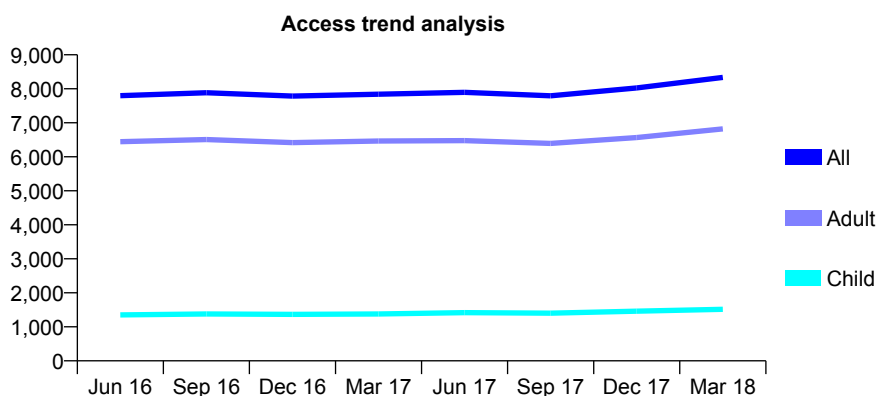
Q56 - Vital Signs At a Glance Contract Report for 571334/0001 - March 2018

Name or company name	MR NA BURNETT
Contract type name	GDS Contract
Purpose of contract	General
Contract start date	01/04/2006
Contract end date	

17/18 Contracted general activity (UDA)	22,584
Carry forward general activity (UDA)	2,327
17/18 Contracted orthodontic activity (UOA)	0
Carry forward orthodontic activity (UOA)	0
Baseline contract value	£589,161.12

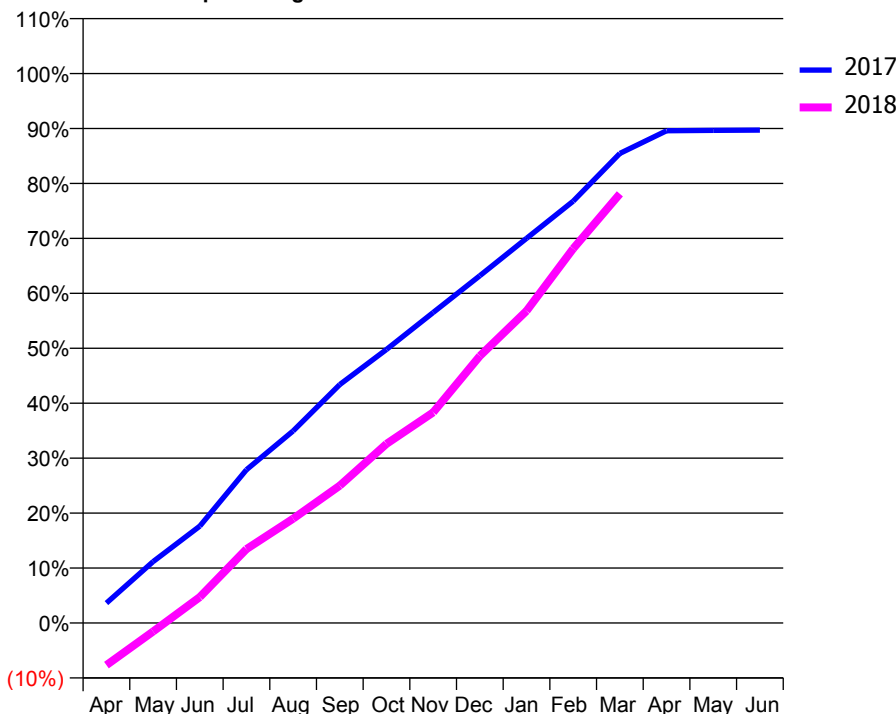
ACCESS*

Patients seen in 24 months	Total	Change since previous quarter
Quarter ending March 2017	7,843	
Quarter ending June 2017	7,897	→
Quarter ending September 2017	7,796	↓
Quarter ending December 2017	8,026	↑
Quarter ending March 2018	8,337	↑
Variance since March 2017	6.3%	↑



ACTIVITY

Cumulative percentage of contracted UDA delivered 2017 & 2018



Month	Adjusted Scheduled Activity (UDA)	
	2017	2018
April	817	-1,737
May	2,522	-352
June	3,982	1,068
July	6,301	3,041
August	7,892	4,288
September	9,804	5,648
October	11,240	7,363
November	12,764	8,657
December	14,274	10,974
January	15,806	12,824
February	17,337	15,387
March	19,300	17,639
April	20,233	
May	20,250	
June	20,257	

QUALITY

	Quantity	Base Number	Contract	AT	Region	England
% of FP17s for the same patient ID Re-attending within 3 months - Children	117	2,302	5.1%	11.0%	11.6%	11.9%
% of FP17s for the same patient ID Re-attending within 3 months - Adults	989	9,342	10.6%	14.6%	15.4%	16.0%
% of FP17s for the same patient ID Re-attending between 3 & 9 months - Children	1,432	2,302	62.2%	59.6%	59.4%	58.3%
% of FP17s for the same patient ID Re-attending between 3 & 9 months - Adults	5,292	9,342	56.6%	48.5%	51.3%	50.3%
% of FP17s for Band 1 Urgent Courses	933	11,124	8.4%	9.4%	8.0%	9.1%
% of FP17s Relating to Free Repair or Replacements	77	11,124	0.7%	0.8%	0.8%	0.8%
% of FP17s Relating to Continuations	23	11,124	0.2%	1.1%	1.0%	1.0%
% of Patients satisfied with the dentistry they have received	5	5	N/A	92.3%	91.7%	91.5%
% of Patients satisfied with the time they had to wait for an appointment	5	5	N/A	87.4%	88.3%	87.9%

* This is based on patients treated on this contract for their most recent course of treatment. Figures in italics indicate the base number of FP17s or Patient Questionnaire responses are less than 100. N/A is shown where the base number of responses is less than 10 during the period. % is calculated as Quantity/Base number*100

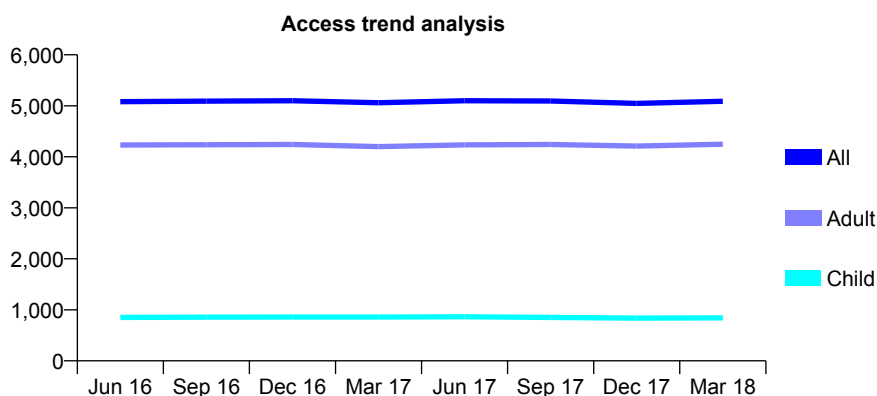
Q56 - Vital Signs At a Glance Contract Report for 576603/0001 - March 2018

Name or company name	MR AD CLIFFT
Contract type name	GDS Contract
Purpose of contract	General
Contract start date	01/04/2006
Contract end date	

17/18 Contracted general activity (UDA)	11,657
Carry forward general activity (UDA)	153
17/18 Contracted orthodontic activity (UOA)	0
Carry forward orthodontic activity (UOA)	0
Baseline contract value	£284,389.32

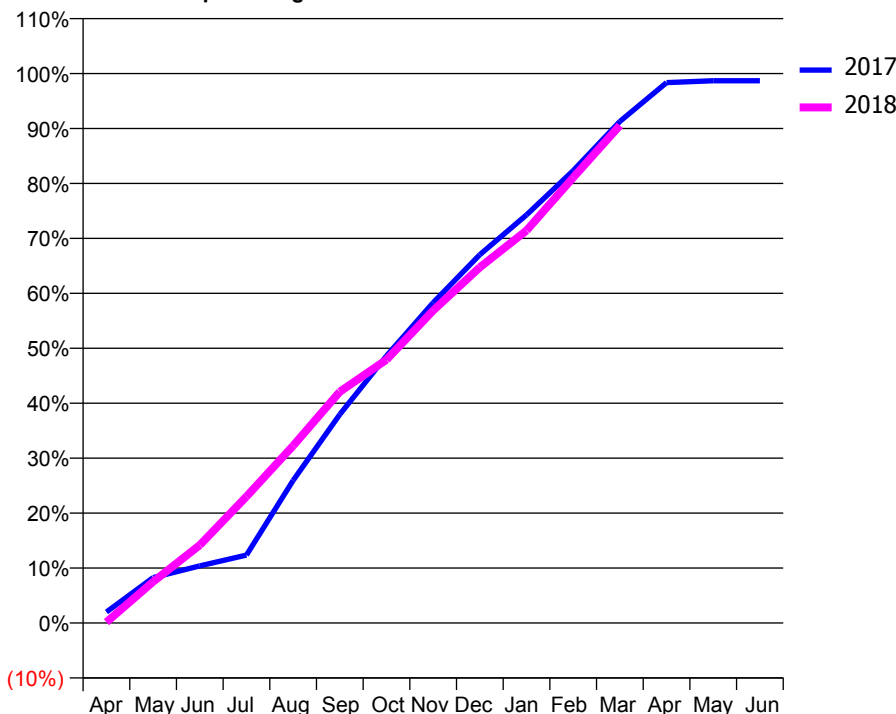
ACCESS*

Patients seen in 24 months	Total	Change since previous quarter
Quarter ending March 2017	5,060	
Quarter ending June 2017	5,099	→
Quarter ending September 2017	5,094	→
Quarter ending December 2017	5,047	→
Quarter ending March 2018	5,089	→
Variance since March 2017	0.6%	→



ACTIVITY

Cumulative percentage of contracted UDA delivered 2017 & 2018



Month	Adjusted Scheduled Activity (UDA)	
	2017	2018
April	233	17
May	964	876
June	1,212	1,653
July	1,440	2,684
August	3,026	3,761
September	4,427	4,906
October	5,669	5,586
November	6,796	6,629
December	7,814	7,547
January	8,659	8,325
February	9,598	9,450
March	10,640	10,555
April	11,464	
May	11,503	
June	11,504	

QUALITY

	Quantity	Base Number	Contract	AT	Region	England
% of FP17s for the same patient ID Re-attending within 3 months - Children	26	1,216	2.1%	11.0%	11.6%	11.9%
% of FP17s for the same patient ID Re-attending within 3 months - Adults	428	4,719	9.1%	14.6%	15.4%	16.0%
% of FP17s for the same patient ID Re-attending between 3 & 9 months - Children	767	1,216	63.1%	59.6%	59.4%	58.3%
% of FP17s for the same patient ID Re-attending between 3 & 9 months - Adults	908	4,719	19.2%	48.5%	51.3%	50.3%
% of FP17s for Band 1 Urgent Courses	320	5,526	5.8%	9.4%	8.0%	9.1%
% of FP17s Relating to Free Repair or Replacements	21	5,526	0.4%	0.8%	0.8%	0.8%
% of FP17s Relating to Continuations	40	5,526	0.7%	1.1%	1.0%	1.0%
% of Patients satisfied with the dentistry they have received	8	8	N/A	92.3%	91.7%	91.5%
% of Patients satisfied with the time they had to wait for an appointment	8	8	N/A	87.4%	88.3%	87.9%

* This is based on patients treated on this contract for their most recent course of treatment. Figures in italics indicate the base number of FP17s or Patient Questionnaire responses are less than 100. N/A is shown where the base number of responses is less than 10 during the period. % is calculated as Quantity/Base number*100

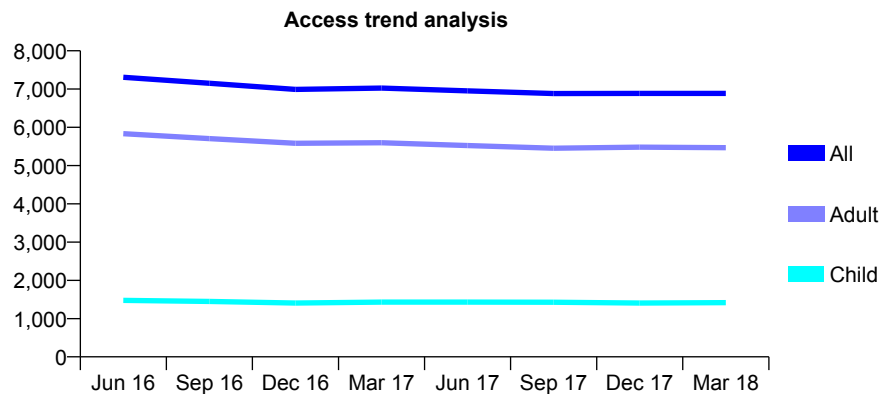
Q56 - Vital Signs At a Glance Contract Report for 577871/0001 - March 2018

Name or company name	MRS PS DURANT
Contract type name	GDS Contract
Purpose of contract	General
Contract start date	01/11/2013
Contract end date	

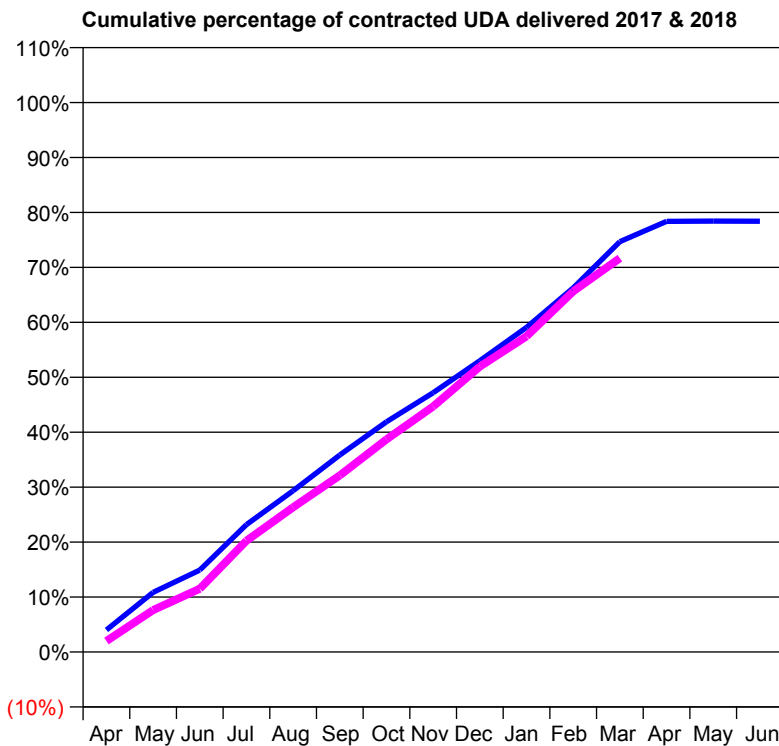
17/18 Contracted general activity (UDA)	23,142
Carry forward general activity (UDA)	0
17/18 Contracted orthodontic activity (UOA)	0
Carry forward orthodontic activity (UOA)	0
Baseline contract value	£621,701.29

ACCESS*

Patients seen in 24 months	Total	Change since previous quarter
Quarter ending March 2017	7,027	
Quarter ending June 2017	6,954	↓
Quarter ending September 2017	6,882	↓
Quarter ending December 2017	6,888	→
Quarter ending March 2018	6,887	→
Variance since March 2017	(2.0%)	↓



ACTIVITY



Month	Adjusted Scheduled Activity (UDA)	
	2017	2018
April	927	463
May	2,515	1,767
June	3,452	2,666
July	5,367	4,684
August	6,792	6,095
September	8,299	7,436
October	9,697	8,952
November	10,920	10,341
December	12,265	12,023
January	13,670	13,296
February	15,334	15,187
March	17,282	16,587
April	18,138	
May	18,145	
June	18,144	

QUALITY

	Quantity	Base Number	Contract	AT	Region	England
% of FP17s for the same patient ID Re-attending within 3 months - Children	147	2,195	6.7%	11.0%	11.6%	11.9%
% of FP17s for the same patient ID Re-attending within 3 months - Adults	1,218	7,591	16.0%	14.6%	15.4%	16.0%
% of FP17s for the same patient ID Re-attending between 3 & 9 months - Children	1,429	2,195	65.1%	59.6%	59.4%	58.3%
% of FP17s for the same patient ID Re-attending between 3 & 9 months - Adults	3,438	7,591	45.3%	48.5%	51.3%	50.3%
% of FP17s for Band 1 Urgent Courses	1,280	9,403	13.6%	9.4%	8.0%	9.1%
% of FP17s Relating to Free Repair or Replacements	57	9,403	0.6%	0.8%	0.8%	0.8%
% of FP17s Relating to Continuations	46	9,403	0.5%	1.1%	1.0%	1.0%
% of Patients satisfied with the dentistry they have received	7	8	N/A	92.3%	91.7%	91.5%
% of Patients satisfied with the time they had to wait for an appointment	5	8	N/A	87.4%	88.3%	87.9%

* This is based on patients treated on this contract for their most recent course of treatment. Figures in italics indicate the base number of FP17s or Patient Questionnaire responses are less than 100. N/A is shown where the base number of responses is less than 10 during the period. % is calculated as Quantity/Base number*100

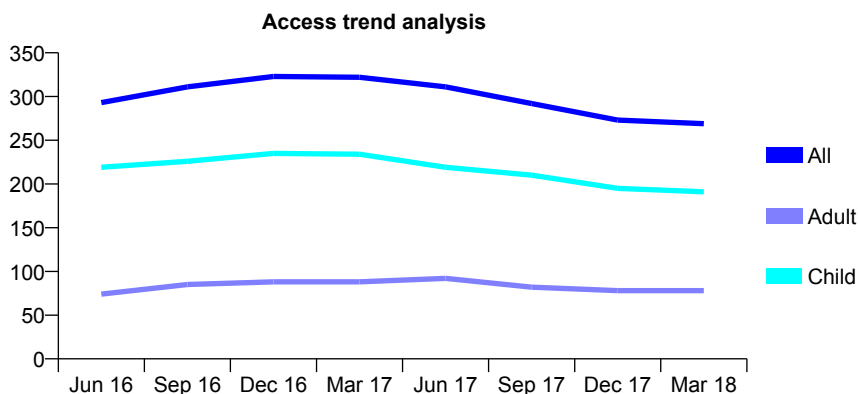
Q56 - Vital Signs At a Glance Contract Report for 626317/0002 - March 2018

Name or company name	Abbey Dental Practice
Contract type name	GDS Contract
Purpose of contract	General
Contract start date	08/12/2014
Contract end date	

17/18 Contracted general activity (UDA)	825
Carry forward general activity (UDA)	0
17/18 Contracted orthodontic activity (UOA)	0
Carry forward orthodontic activity (UOA)	0
Baseline contract value	£18,229.48

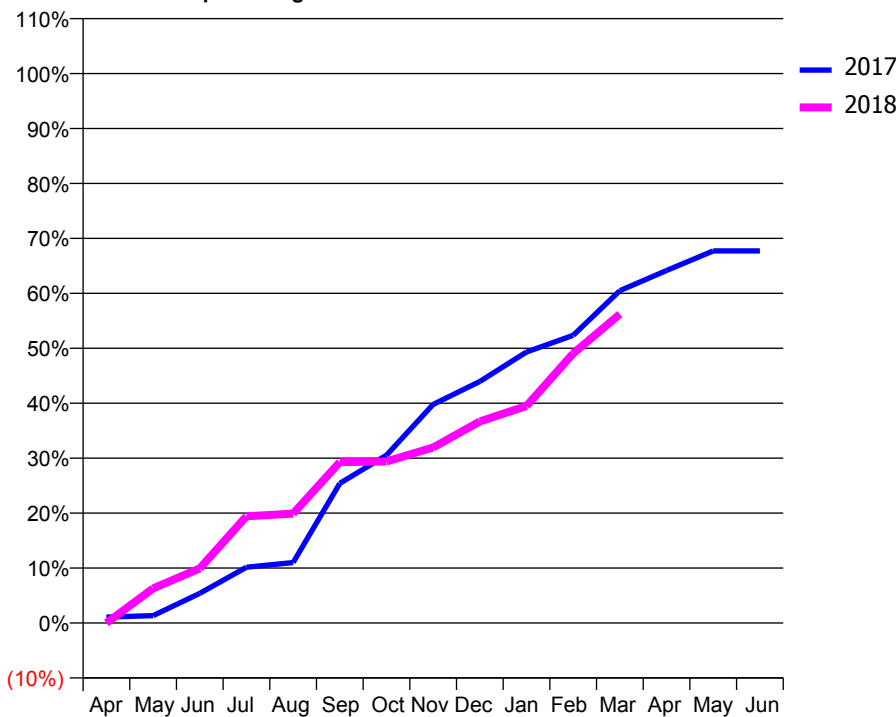
ACCESS*

Patients seen in 24 months	Total	Change since previous quarter
Quarter ending March 2017	322	
Quarter ending June 2017	311	↓
Quarter ending September 2017	292	↓
Quarter ending December 2017	273	↓
Quarter ending March 2018	269	↓
Variance since March 2017	(16.5%)	↓



ACTIVITY

Cumulative percentage of contracted UDA delivered 2017 & 2018



Month	Adjusted Scheduled Activity (UDA)	
	2017	2018
April	9	0
May	11	52
June	45	82
July	84	160
August	91	164
September	210	242
October	252	243
November	328	264
December	363	303
January	407	326
February	432	405
March	499	464
April	529	
May	559	
June	559	

QUALITY

	Quantity	Base Number	Contract	AT	Region	England
% of FP17s for the same patient ID Re-attending within 3 months - Children	20	274	7.3%	11.0%	11.6%	11.9%
% of FP17s for the same patient ID Re-attending within 3 months - Adults	9	67	13.4%	14.6%	15.4%	16.0%
% of FP17s for the same patient ID Re-attending between 3 & 9 months - Children	161	274	58.8%	59.6%	59.4%	58.3%
% of FP17s for the same patient ID Re-attending between 3 & 9 months - Adults	47	67	70.1%	48.5%	51.3%	50.3%
% of FP17s for Band 1 Urgent Courses	4	303	1.3%	9.4%	8.0%	9.1%
% of FP17s Relating to Free Repair or Replacements	0	303	0.0%	0.8%	0.8%	0.8%
% of FP17s Relating to Continuations	0	303	0.0%	1.1%	1.0%	1.0%
% of Patients satisfied with the dentistry they have received	0	0	N/A	92.3%	91.7%	91.5%
% of Patients satisfied with the time they had to wait for an appointment	0	0	N/A	87.4%	88.3%	87.9%

* This is based on patients treated on this contract for their most recent course of treatment. Figures in italics indicate the base number of FP17s or Patient Questionnaire responses are less than 100. N/A is shown where the base number of responses is less than 10 during the period. % is calculated as Quantity/Base number*100

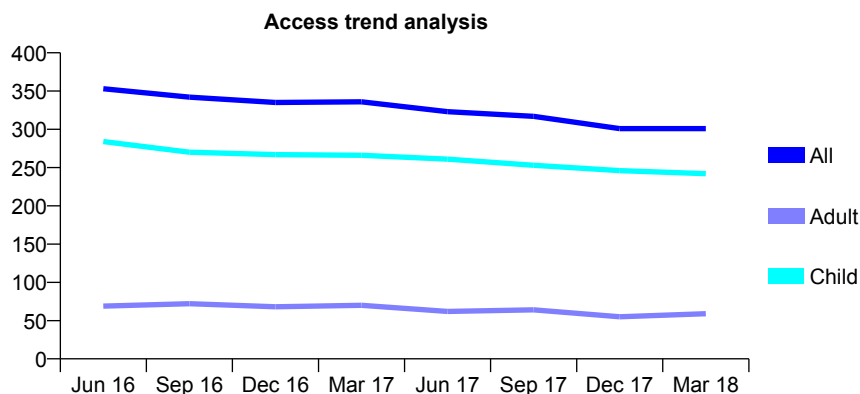
Q56 - Vital Signs At a Glance Contract Report for 631647/0001 - March 2018

Name or company name	MR RP BANDENBURG
Contract type name	GDS Contract
Purpose of contract	General
Contract start date	01/04/2006
Contract end date	

17/18 Contracted general activity (UDA)	905
Carry forward general activity (UDA)	0
17/18 Contracted orthodontic activity (UOA)	0
Carry forward orthodontic activity (UOA)	0
Baseline contract value	£19,834.56

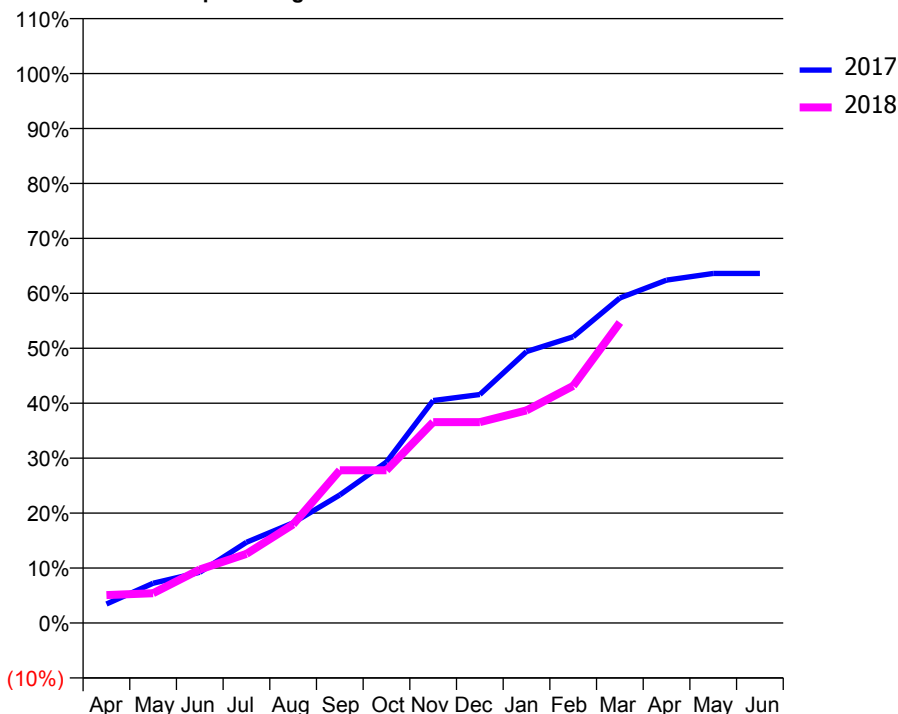
ACCESS*

Patients seen in 24 months	Total	Change since previous quarter
Quarter ending March 2017	336	
Quarter ending June 2017	323	↓
Quarter ending September 2017	317	↓
Quarter ending December 2017	301	↓
Quarter ending March 2018	301	→
Variance since March 2017	(10.4%)	↓



ACTIVITY

Cumulative percentage of contracted UDA delivered 2017 & 2018



Month	Adjusted Scheduled Activity (UDA)	
	2017	2018
April	31	46
May	66	49
June	84	88
July	133	114
August	165	162
September	211	252
October	265	252
November	366	331
December	376	331
January	447	350
February	471	391
March	535	495
April	565	
May	576	
June	576	

QUALITY

	Quantity	Base Number	Contract	AT	Region	England
% of FP17s for the same patient ID Re-attending within 3 months - Children	32	424	7.5%	11.0%	11.6%	11.9%
% of FP17s for the same patient ID Re-attending within 3 months - Adults	3	37	8.1%	14.6%	15.4%	16.0%
% of FP17s for the same patient ID Re-attending between 3 & 9 months - Children	286	424	67.5%	59.6%	59.4%	58.3%
% of FP17s for the same patient ID Re-attending between 3 & 9 months - Adults	22	37	59.5%	48.5%	51.3%	50.3%
% of FP17s for Band 1 Urgent Courses	15	430	3.5%	9.4%	8.0%	9.1%
% of FP17s Relating to Free Repair or Replacements	0	430	0.0%	0.8%	0.8%	0.8%
% of FP17s Relating to Continuations	0	430	0.0%	1.1%	1.0%	1.0%
% of Patients satisfied with the dentistry they have received	1	1	N/A	92.3%	91.7%	91.5%
% of Patients satisfied with the time they had to wait for an appointment	1	1	N/A	87.4%	88.3%	87.9%

* This is based on patients treated on this contract for their most recent course of treatment. Figures in italics indicate the base number of FP17s or Patient Questionnaire responses are less than 100. N/A is shown where the base number of responses is less than 10 during the period. % is calculated as Quantity/Base number*100

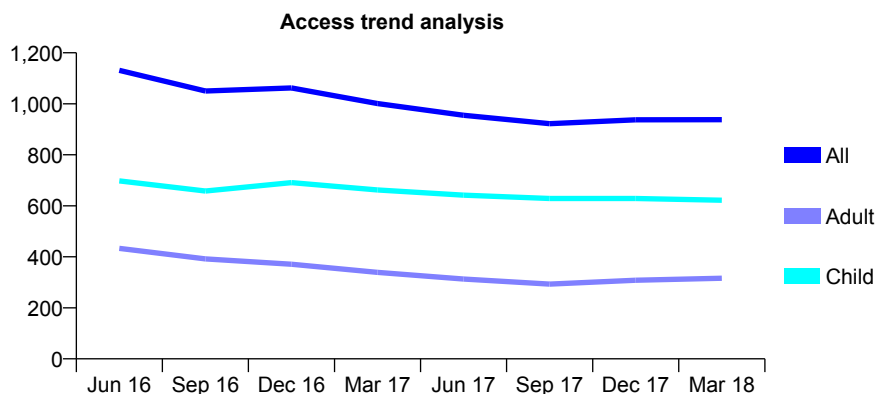
Q56 - Vital Signs At a Glance Contract Report for 636096/0001 - March 2018

Name or company name	MR SG NICOLL
Contract type name	GDS Contract
Purpose of contract	General
Contract start date	01/04/2006
Contract end date	

17/18 Contracted general activity (UDA)	1,800
Carry forward general activity (UDA)	0
17/18 Contracted orthodontic activity (UOA)	0
Carry forward orthodontic activity (UOA)	0
Baseline contract value	£50,080.79

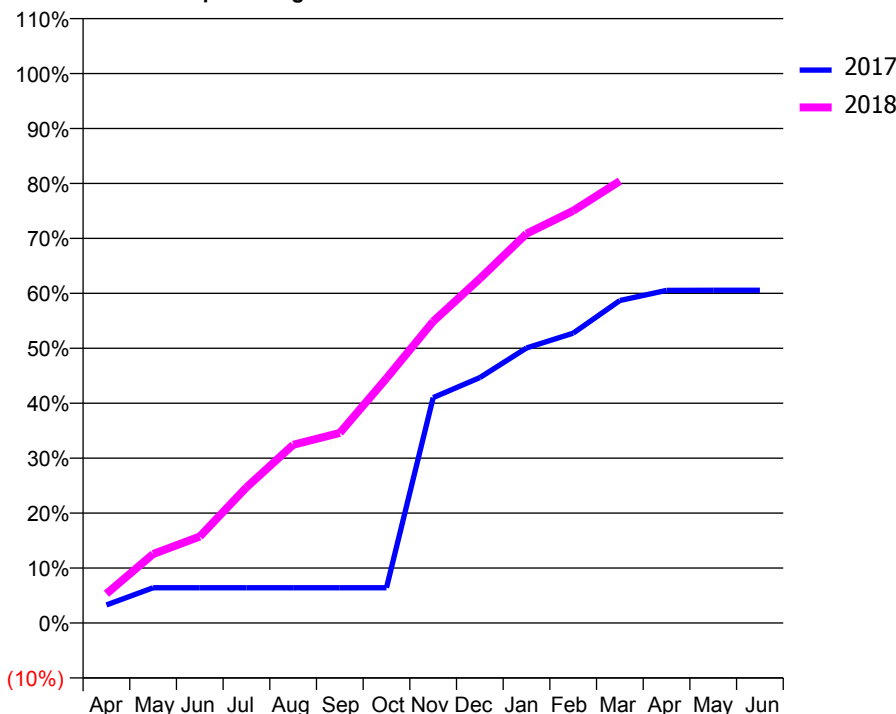
ACCESS*

Patients seen in 24 months	Total	Change since previous quarter
Quarter ending March 2017	1,001	
Quarter ending June 2017	955	↓
Quarter ending September 2017	922	↓
Quarter ending December 2017	937	→
Quarter ending March 2018	938	→
Variance since March 2017	(6.3%)	↓



ACTIVITY

Cumulative percentage of contracted UDA delivered 2017 & 2018



Month	Adjusted Scheduled Activity (UDA)	
	2017	2018
April	95	96
May	185	226
June	185	283
July	185	445
August	185	584
September	185	623
October	185	802
November	1,182	988
December	1,287	1,128
January	1,442	1,275
February	1,520	1,350
March	1,692	1,448
April	1,745	
May	1,746	
June	1,746	

QUALITY

	Quantity	Base Number	Contract	AT	Region	England
% of FP17s for the same patient ID Re-attending within 3 months - Children	32	898	3.6%	11.0%	11.6%	11.9%
% of FP17s for the same patient ID Re-attending within 3 months - Adults	8	229	3.5%	14.6%	15.4%	16.0%
% of FP17s for the same patient ID Re-attending between 3 & 9 months - Children	539	898	60.0%	59.6%	59.4%	58.3%
% of FP17s for the same patient ID Re-attending between 3 & 9 months - Adults	98	229	42.8%	48.5%	51.3%	50.3%
% of FP17s for Band 1 Urgent Courses	8	1,081	0.7%	9.4%	8.0%	9.1%
% of FP17s Relating to Free Repair or Replacements	0	1,081	0.0%	0.8%	0.8%	0.8%
% of FP17s Relating to Continuations	0	1,081	0.0%	1.1%	1.0%	1.0%
% of Patients satisfied with the dentistry they have received	0	0	N/A	92.3%	91.7%	91.5%
% of Patients satisfied with the time they had to wait for an appointment	0	0	N/A	87.4%	88.3%	87.9%

* This is based on patients treated on this contract for their most recent course of treatment. Figures in italics indicate the base number of FP17s or Patient Questionnaire responses are less than 100. N/A is shown where the base number of responses is less than 10 during the period. % is calculated as Quantity/Base number*100

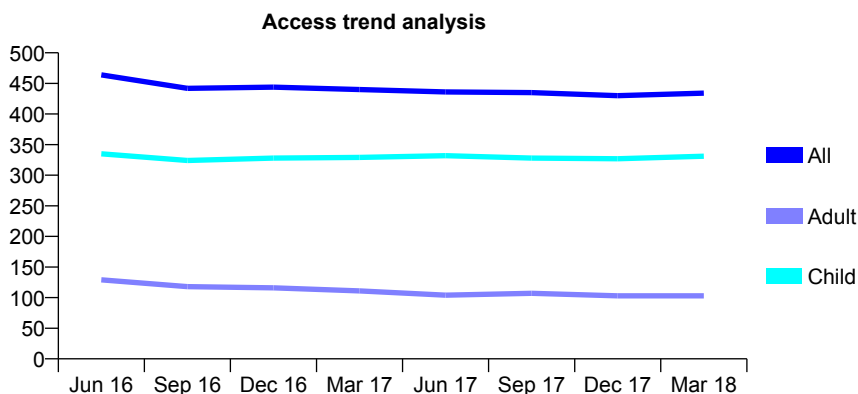
Q56 - Vital Signs At a Glance Contract Report for 639214/0001 - March 2018

Name or company name	MISS CA NEVILLE
Contract type name	GDS Contract
Purpose of contract	General
Contract start date	01/04/2006
Contract end date	

17/18 Contracted general activity (UDA)	865
Carry forward general activity (UDA)	-17
17/18 Contracted orthodontic activity (UOA)	0
Carry forward orthodontic activity (UOA)	0
Baseline contract value	£21,227.82

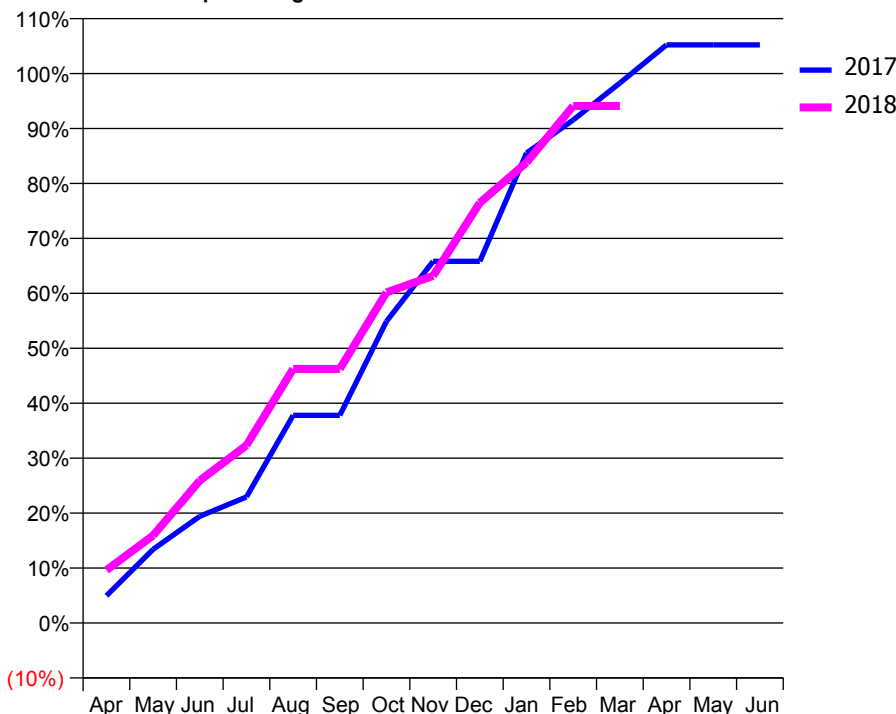
ACCESS*

Patients seen in 24 months	Total	Change since previous quarter
Quarter ending March 2017	440	
Quarter ending June 2017	436	→
Quarter ending September 2017	435	→
Quarter ending December 2017	430	↓
Quarter ending March 2018	434	→
Variance since March 2017	(1.4%)	↓



ACTIVITY

Cumulative percentage of contracted UDA delivered 2017 & 2018



Adjusted Scheduled Activity (UDA)

Month	2017	2018
April	43	83
May	116	138
June	168	224
July	198	280
August	327	400
September	327	400
October	475	520
November	569	547
December	569	662
January	740	725
February	792	814
March	850	814
April	910	
May	910	
June	910	

QUALITY

	Quantity	Base Number	Contract	AT	Region	England
% of FP17s for the same patient ID Re-attending within 3 months - Children	34	521	6.5%	11.0%	11.6%	11.9%
% of FP17s for the same patient ID Re-attending within 3 months - Adults	5	82	6.1%	14.6%	15.4%	16.0%
% of FP17s for the same patient ID Re-attending between 3 & 9 months - Children	341	521	65.5%	59.6%	59.4%	58.3%
% of FP17s for the same patient ID Re-attending between 3 & 9 months - Adults	45	82	54.9%	48.5%	51.3%	50.3%
% of FP17s for Band 1 Urgent Courses	16	566	2.8%	9.4%	8.0%	9.1%
% of FP17s Relating to Free Repair or Replacements	0	566	0.0%	0.8%	0.8%	0.8%
% of FP17s Relating to Continuations	1	566	0.2%	1.1%	1.0%	1.0%
% of Patients satisfied with the dentistry they have received	0	0	N/A	92.3%	91.7%	91.5%
% of Patients satisfied with the time they had to wait for an appointment	0	0	N/A	87.4%	88.3%	87.9%

* This is based on patients treated on this contract for their most recent course of treatment. Figures in italics indicate the base number of FP17s or Patient Questionnaire responses are less than 100. N/A is shown where the base number of responses is less than 10 during the period. % is calculated as Quantity/Base number*100

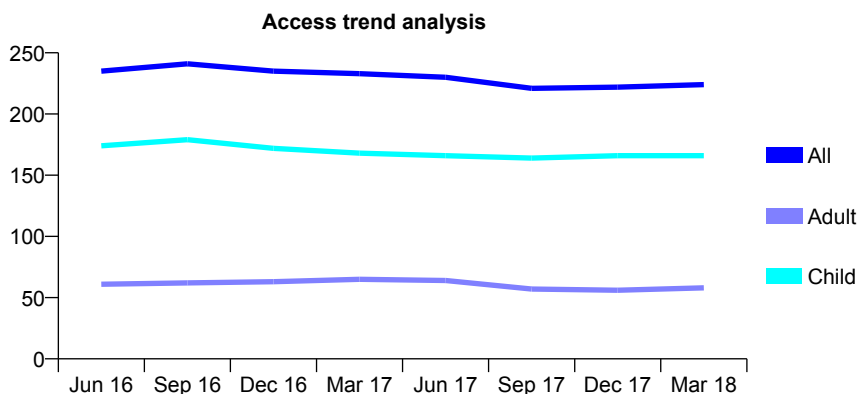
Q56 - Vital Signs At a Glance Contract Report for 644072/0001 - March 2018

Name or company name	MR A BROWN
Contract type name	GDS Contract
Purpose of contract	General
Contract start date	01/06/2014
Contract end date	

17/18 Contracted general activity (UDA)	550
Carry forward general activity (UDA)	2
17/18 Contracted orthodontic activity (UOA)	0
Carry forward orthodontic activity (UOA)	0
Baseline contract value	£11,248.70

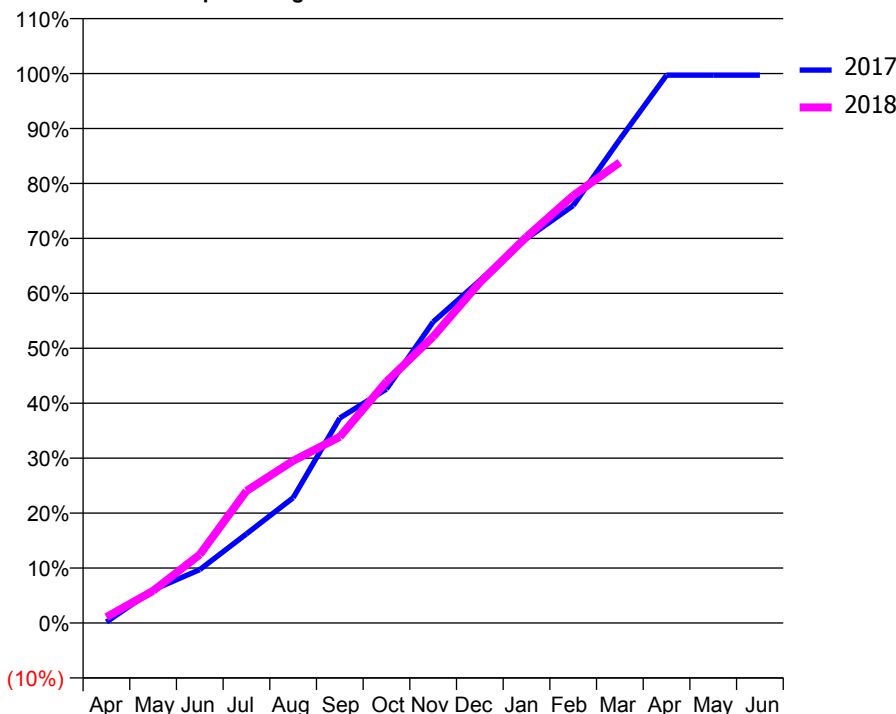
ACCESS*

Patients seen in 24 months	Total	Change since previous quarter
Quarter ending March 2017	233	
Quarter ending June 2017	230	↓
Quarter ending September 2017	221	↓
Quarter ending December 2017	222	→
Quarter ending March 2018	224	→
Variance since March 2017	(3.9%)	↓



ACTIVITY

Cumulative percentage of contracted UDA delivered 2017 & 2018



Month	Adjusted Scheduled Activity (UDA)	
	2017	2018
April	1	6
May	33	32
June	53	69
July	89	132
August	125	162
September	205	186
October	234	242
November	301	287
December	343	341
January	385	386
February	418	428
March	484	461
April	548	
May	548	
June	548	

QUALITY

	Quantity	Base Number	Contract	AT	Region	England
% of FP17s for the same patient ID Re-attending within 3 months - Children	9	288	3.1%	11.0%	11.6%	11.9%
% of FP17s for the same patient ID Re-attending within 3 months - Adults	12	72	16.7%	14.6%	15.4%	16.0%
% of FP17s for the same patient ID Re-attending between 3 & 9 months - Children	241	288	83.7%	59.6%	59.4%	58.3%
% of FP17s for the same patient ID Re-attending between 3 & 9 months - Adults	49	72	68.1%	48.5%	51.3%	50.3%
% of FP17s for Band 1 Urgent Courses	15	335	4.5%	9.4%	8.0%	9.1%
% of FP17s Relating to Free Repair or Replacements	0	335	0.0%	0.8%	0.8%	0.8%
% of FP17s Relating to Continuations	0	335	0.0%	1.1%	1.0%	1.0%
% of Patients satisfied with the dentistry they have received	0	0	N/A	92.3%	91.7%	91.5%
% of Patients satisfied with the time they had to wait for an appointment	0	0	N/A	87.4%	88.3%	87.9%

* This is based on patients treated on this contract for their most recent course of treatment. Figures in italics indicate the base number of FP17s or Patient Questionnaire responses are less than 100. N/A is shown where the base number of responses is less than 10 during the period. % is calculated as Quantity/Base number*100

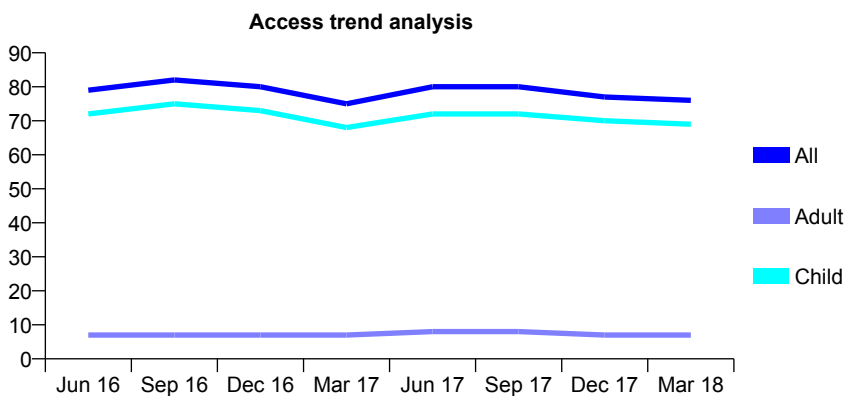
Q56 - Vital Signs At a Glance Contract Report for 644420/0001 - March 2018

Name or company name	MRS JM BELSHAM
Contract type name	GDS Contract
Purpose of contract	General
Contract start date	01/04/2006
Contract end date	

17/18 Contracted general activity (UDA)	105
Carry forward general activity (UDA)	-2
17/18 Contracted orthodontic activity (UOA)	0
Carry forward orthodontic activity (UOA)	0
Baseline contract value	£1,881.23

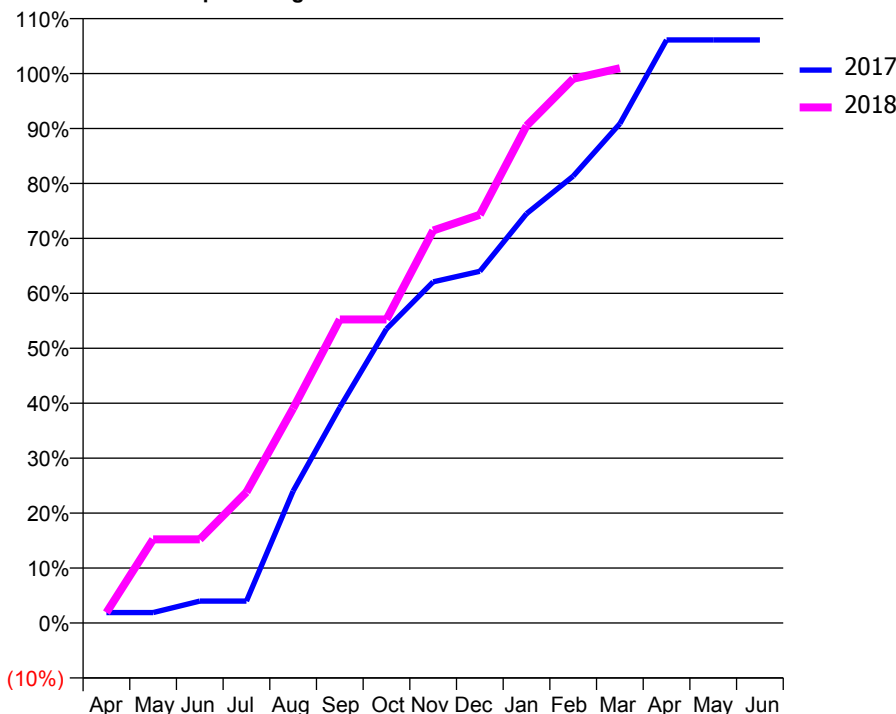
ACCESS*

Patients seen in 24 months	Total	Change since previous quarter
Quarter ending March 2017	75	
Quarter ending June 2017	80	↑
Quarter ending September 2017	80	→
Quarter ending December 2017	77	↓
Quarter ending March 2018	76	↓
Variance since March 2017	1.3%	→



ACTIVITY

Cumulative percentage of contracted UDA delivered 2017 & 2018



Month	Adjusted Scheduled Activity (UDA)	
	2017	2018
April	2	2
May	2	16
June	4	16
July	4	25
August	25	41
September	41	58
October	56	58
November	65	75
December	67	78
January	78	95
February	85	104
March	95	106
April	111	
May	111	
June	111	

QUALITY

	Quantity	Base Number	Contract	AT	Region	England
% of FP17s for the same patient ID Re-attending within 3 months - Children	2	77	2.6%	11.0%	11.6%	11.9%
% of FP17s for the same patient ID Re-attending within 3 months - Adults	0	3	0.0%	14.6%	15.4%	16.0%
% of FP17s for the same patient ID Re-attending between 3 & 9 months - Children	43	77	55.8%	59.6%	59.4%	58.3%
% of FP17s for the same patient ID Re-attending between 3 & 9 months - Adults	2	3	66.7%	48.5%	51.3%	50.3%
% of FP17s for Band 1 Urgent Courses	0	75	0.0%	9.4%	8.0%	9.1%
% of FP17s Relating to Free Repair or Replacements	0	75	0.0%	0.8%	0.8%	0.8%
% of FP17s Relating to Continuations	0	75	0.0%	1.1%	1.0%	1.0%
% of Patients satisfied with the dentistry they have received	0	0	N/A	92.3%	91.7%	91.5%
% of Patients satisfied with the time they had to wait for an appointment	0	0	N/A	87.4%	88.3%	87.9%

* This is based on patients treated on this contract for their most recent course of treatment. Figures in italics indicate the base number of FP17s or Patient Questionnaire responses are less than 100. N/A is shown where the base number of responses is less than 10 during the period. % is calculated as Quantity/Base number*100

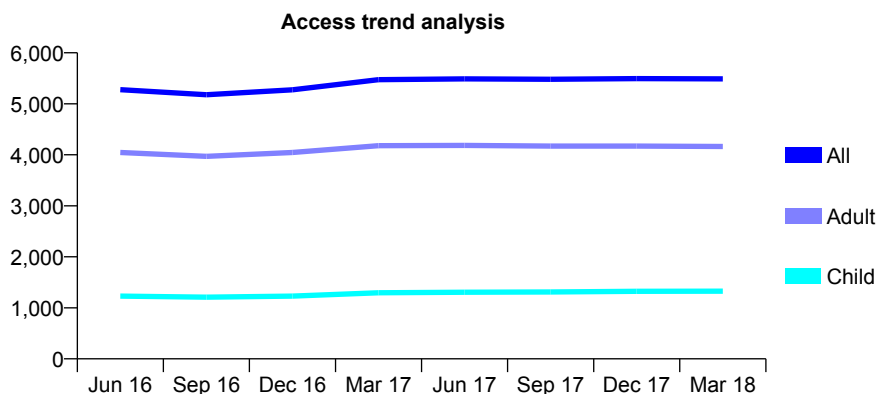
Q56 - Vital Signs At a Glance Contract Report for 644668/0001 - March 2018

Name or company name	MRS JM GEANEY
Contract type name	GDS Contract
Purpose of contract	General
Contract start date	01/04/2006
Contract end date	

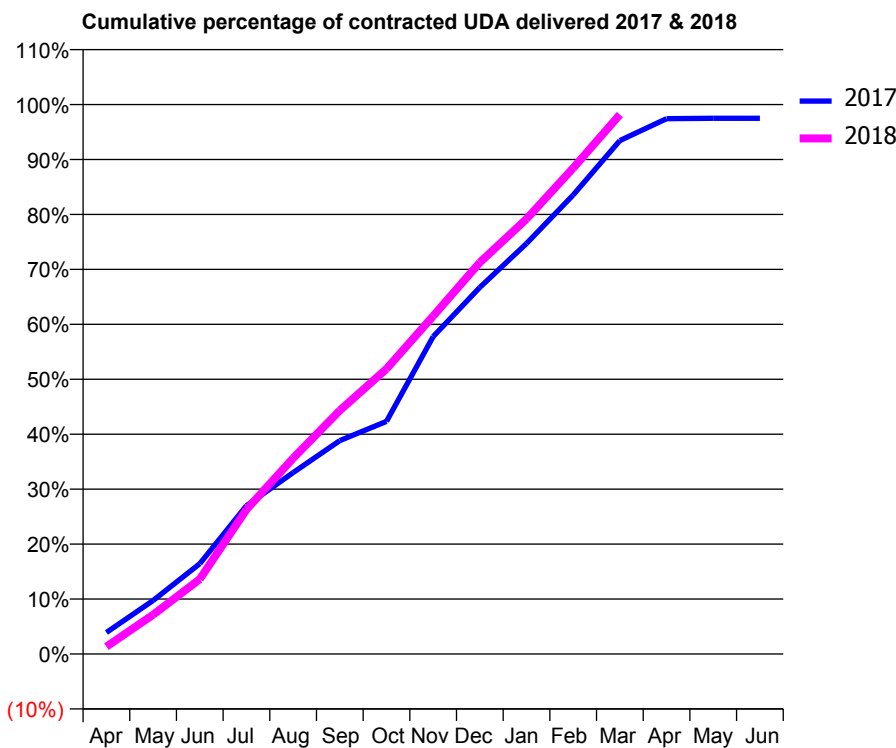
17/18 Contracted general activity (UDA)	11,118
Carry forward general activity (UDA)	278
17/18 Contracted orthodontic activity (UOA)	0
Carry forward orthodontic activity (UOA)	0
Baseline contract value	£252,904.75

ACCESS*

Patients seen in 24 months	Total	Change since previous quarter
Quarter ending March 2017	5,474	
Quarter ending June 2017	5,490	→
Quarter ending September 2017	5,482	→
Quarter ending December 2017	5,495	→
Quarter ending March 2018	5,490	→
Variance since March 2017	0.3%	→



ACTIVITY



Month	Adjusted Scheduled Activity (UDA)	
	2017	2018
April	436	149
May	1,084	794
June	1,828	1,514
July	3,001	2,923
August	3,672	3,961
September	4,318	4,928
October	4,706	5,771
November	6,422	6,838
December	7,419	7,923
January	8,306	8,801
February	9,288	9,833
March	10,389	10,916
April	10,831	
May	10,839	
June	10,840	

QUALITY

	Quantity	Base Number	Contract	AT	Region	England
% of FP17s for the same patient ID Re-attending within 3 months - Children	157	2,165	7.3%	11.0%	11.6%	11.9%
% of FP17s for the same patient ID Re-attending within 3 months - Adults	711	5,780	12.3%	14.6%	15.4%	16.0%
% of FP17s for the same patient ID Re-attending between 3 & 9 months - Children	1,391	2,165	64.2%	59.6%	59.4%	58.3%
% of FP17s for the same patient ID Re-attending between 3 & 9 months - Adults	2,852	5,780	49.3%	48.5%	51.3%	50.3%
% of FP17s for Band 1 Urgent Courses	365	6,206	5.9%	9.4%	8.0%	9.1%
% of FP17s Relating to Free Repair or Replacements	54	6,206	0.9%	0.8%	0.8%	0.8%
% of FP17s Relating to Continuations	8	6,206	0.1%	1.1%	1.0%	1.0%
% of Patients satisfied with the dentistry they have received	4	5	N/A	92.3%	91.7%	91.5%
% of Patients satisfied with the time they had to wait for an appointment	5	5	N/A	87.4%	88.3%	87.9%

* This is based on patients treated on this contract for their most recent course of treatment. Figures in italics indicate the base number of FP17s or Patient Questionnaire responses are less than 100. N/A is shown where the base number of responses is less than 10 during the period. % is calculated as Quantity/Base number*100

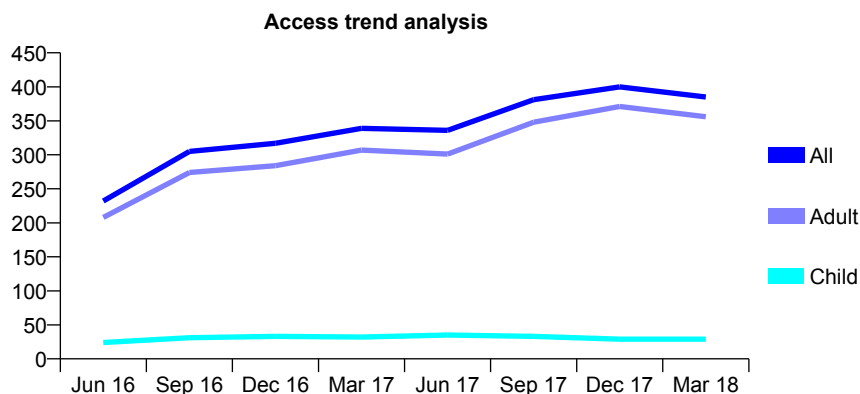
Q56 - Vital Signs At a Glance Contract Report for 648558/0001 - March 2018

Name or company name	MISS K RUSTAGE
Contract type name	GDS Contract
Purpose of contract	General
Contract start date	01/04/2006
Contract end date	

17/18 Contracted general activity (UDA)	1,414
Carry forward general activity (UDA)	7
17/18 Contracted orthodontic activity (UOA)	0
Carry forward orthodontic activity (UOA)	0
Baseline contract value	£44,495.77

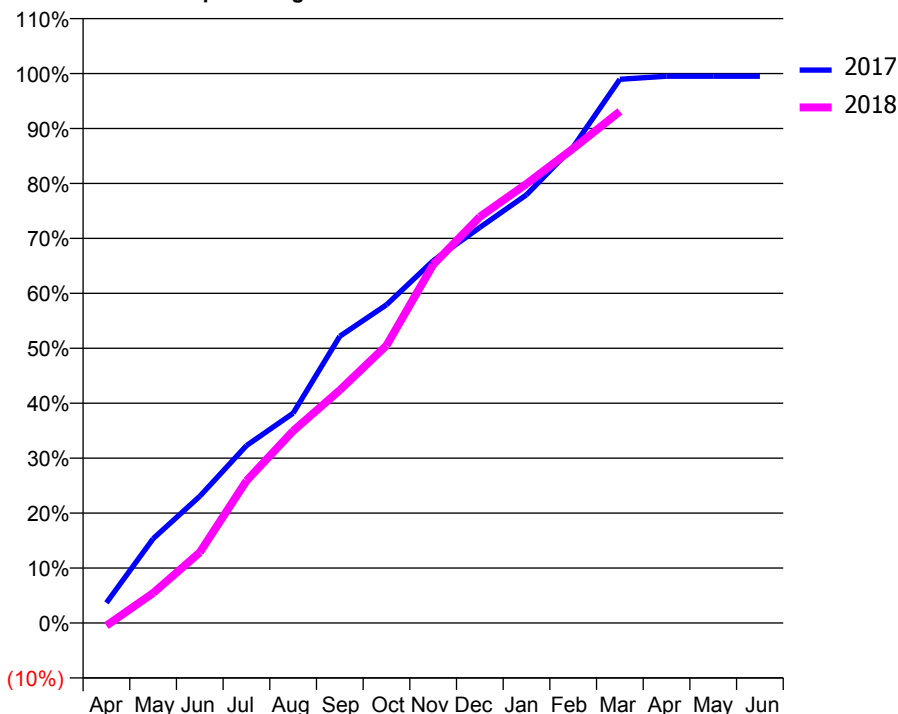
ACCESS*

Patients seen in 24 months	Total	Change since previous quarter
Quarter ending March 2017	339	
Quarter ending June 2017	336	→
Quarter ending September 2017	381	↑
Quarter ending December 2017	400	↑
Quarter ending March 2018	385	↓
Variance since March 2017	13.6%	↑



ACTIVITY

Cumulative percentage of contracted UDA delivered 2017 & 2018



Month	Adjusted Scheduled Activity (UDA)	
	2017	2018
April	52	-7
May	217	77
June	326	182
July	456	366
August	540	494
September	738	599
October	819	714
November	932	922
December	1,018	1,045
January	1,102	1,130
February	1,225	1,221
March	1,399	1,316
April	1,407	
May	1,407	
June	1,407	

QUALITY

	Quantity	Base Number	Contract	AT	Region	England
% of FP17s for the same patient ID Re-attending within 3 months - Children	0	38	0.0%	11.0%	11.6%	11.9%
% of FP17s for the same patient ID Re-attending within 3 months - Adults	8	468	1.7%	14.6%	15.4%	16.0%
% of FP17s for the same patient ID Re-attending between 3 & 9 months - Children	0	38	0.0%	59.6%	59.4%	58.3%
% of FP17s for the same patient ID Re-attending between 3 & 9 months - Adults	2	468	0.4%	48.5%	51.3%	50.3%
% of FP17s for Band 1 Urgent Courses	7	502	1.4%	9.4%	8.0%	9.1%
% of FP17s Relating to Free Repair or Replacements	0	502	0.0%	0.8%	0.8%	0.8%
% of FP17s Relating to Continuations	1	502	0.2%	1.1%	1.0%	1.0%
% of Patients satisfied with the dentistry they have received	0	0	N/A	92.3%	91.7%	91.5%
% of Patients satisfied with the time they had to wait for an appointment	0	0	N/A	87.4%	88.3%	87.9%

* This is based on patients treated on this contract for their most recent course of treatment. Figures in italics indicate the base number of FP17s or Patient Questionnaire responses are less than 100. N/A is shown where the base number of responses is less than 10 during the period. % is calculated as Quantity/Base number*100

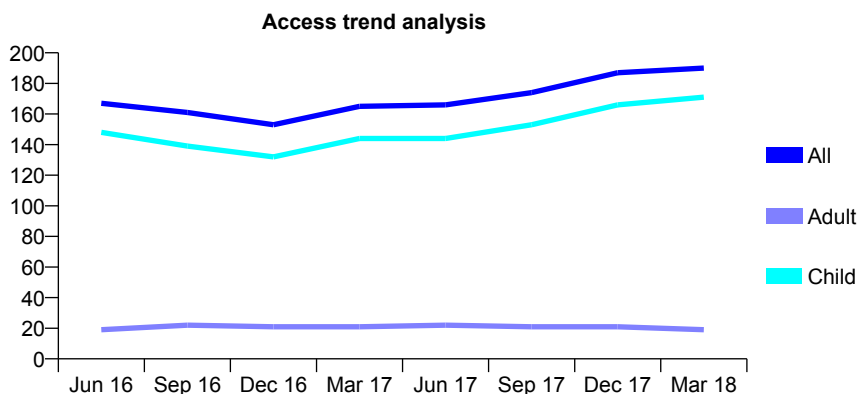
Q56 - Vital Signs At a Glance Contract Report for 657409/0001 - March 2018

Name or company name	MR JS FROST
Contract type name	GDS Contract
Purpose of contract	General
Contract start date	01/04/2006
Contract end date	

17/18 Contracted general activity (UDA)	259
Carry forward general activity (UDA)	-5
17/18 Contracted orthodontic activity (UOA)	0
Carry forward orthodontic activity (UOA)	0
Baseline contract value	£5,981.44

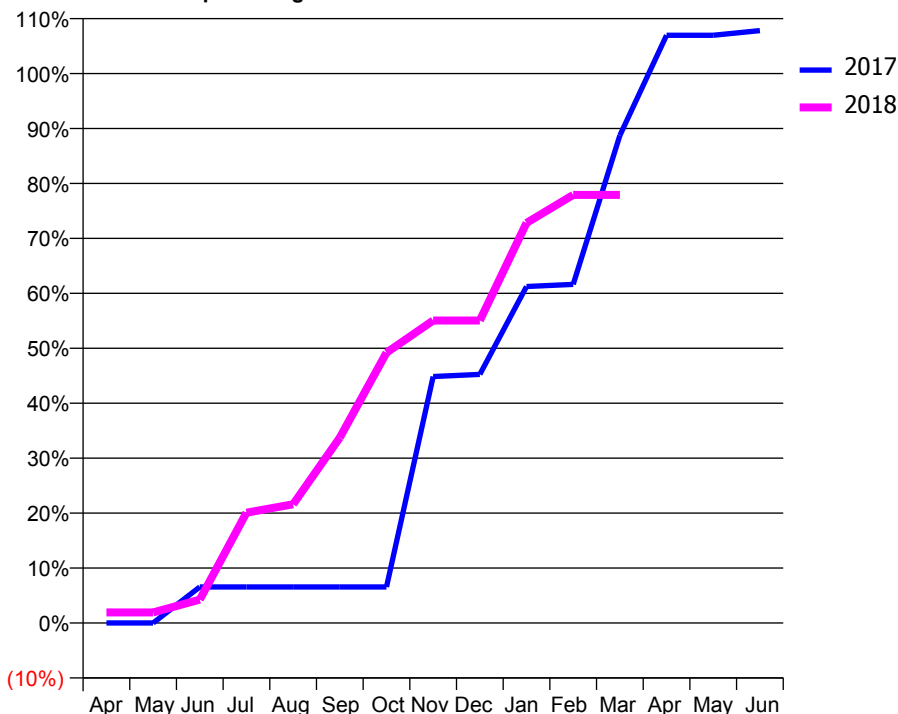
ACCESS*

Patients seen in 24 months	Total	Change since previous quarter
Quarter ending March 2017	165	
Quarter ending June 2017	166	→
Quarter ending September 2017	174	↑
Quarter ending December 2017	187	↑
Quarter ending March 2018	190	→
Variance since March 2017	15.2%	↑



ACTIVITY

Cumulative percentage of contracted UDA delivered 2017 & 2018



Month	Adjusted Scheduled Activity (UDA)	
	2017	2018
April	0	5
May	0	5
June	17	11
July	17	52
August	17	56
September	17	87
October	17	127
November	116	143
December	117	143
January	159	189
February	160	202
March	230	202
April	277	
May	277	
June	279	

QUALITY

	Quantity	Base Number	Contract	AT	Region	England
% of FP17s for the same patient ID Re-attending within 3 months - Children	26	232	11.2%	11.0%	11.6%	11.9%
% of FP17s for the same patient ID Re-attending within 3 months - Adults	0	8	0.0%	14.6%	15.4%	16.0%
% of FP17s for the same patient ID Re-attending between 3 & 9 months - Children	122	232	52.6%	59.6%	59.4%	58.3%
% of FP17s for the same patient ID Re-attending between 3 & 9 months - Adults	1	8	12.5%	48.5%	51.3%	50.3%
% of FP17s for Band 1 Urgent Courses	6	197	3.0%	9.4%	8.0%	9.1%
% of FP17s Relating to Free Repair or Replacements	0	197	0.0%	0.8%	0.8%	0.8%
% of FP17s Relating to Continuations	0	197	0.0%	1.1%	1.0%	1.0%
% of Patients satisfied with the dentistry they have received	0	0	N/A	92.3%	91.7%	91.5%
% of Patients satisfied with the time they had to wait for an appointment	0	0	N/A	87.4%	88.3%	87.9%

* This is based on patients treated on this contract for their most recent course of treatment. Figures in italics indicate the base number of FP17s or Patient Questionnaire responses are less than 100. N/A is shown where the base number of responses is less than 10 during the period. % is calculated as Quantity/Base number*100

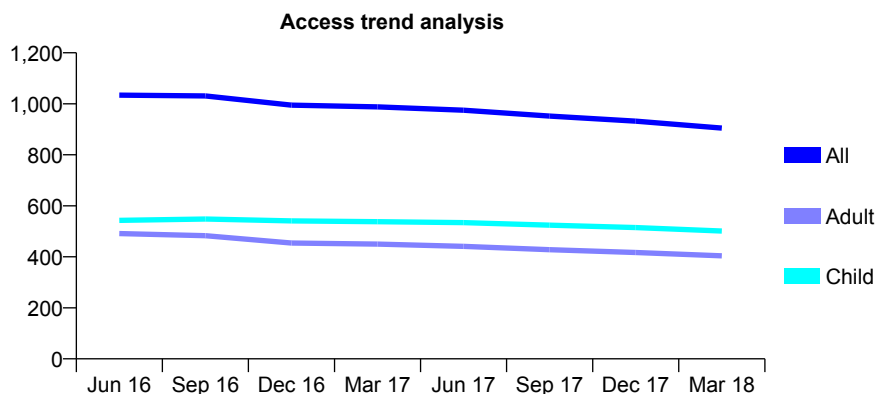
Q56 - Vital Signs At a Glance Contract Report for 657719/0001 - March 2018

Name or company name	MR IS MALHERBE
Contract type name	GDS Contract
Purpose of contract	General and Orthodontic
Contract start date	01/04/2006
Contract end date	

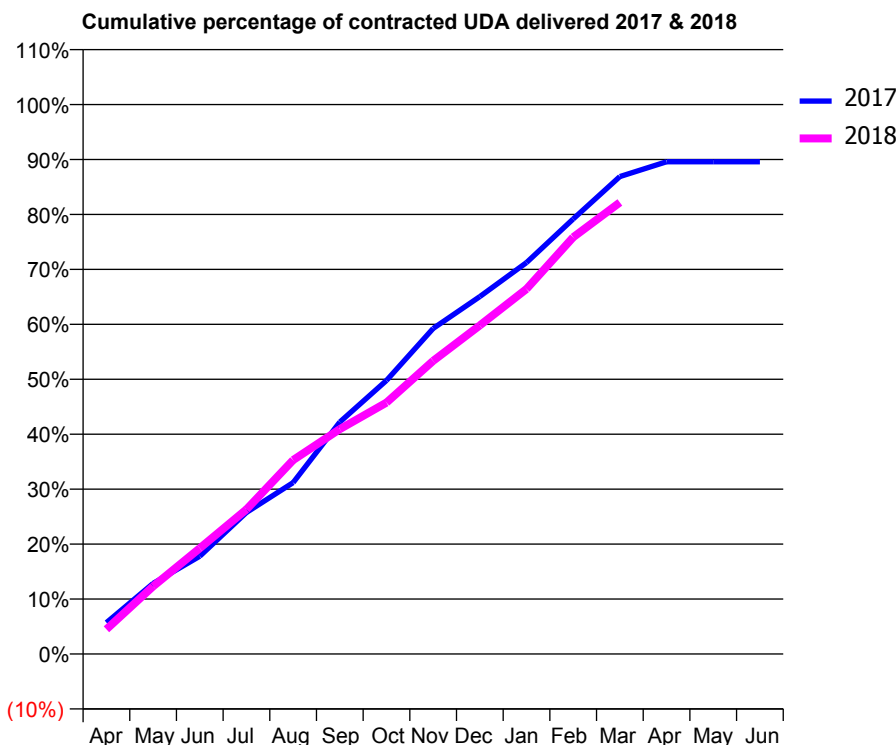
17/18 Contracted general activity (UDA)	3,200
Carry forward general activity (UDA)	0
17/18 Contracted orthodontic activity (UOA)	579
Carry forward orthodontic activity (UOA)	0
Baseline contract value	£84,004.02

ACCESS*

Patients seen in 24 months	Total	Change since previous quarter
Quarter ending March 2017	988	
Quarter ending June 2017	975	↓
Quarter ending September 2017	952	↓
Quarter ending December 2017	932	↓
Quarter ending March 2018	905	↓
Variance since March 2017	(8.4%)	↓



ACTIVITY



Month	Adjusted Scheduled Activity (UDA)	
	2017	2018
April	183	144
May	411	394
June	570	616
July	824	842
August	998	1,129
September	1,351	1,309
October	1,593	1,464
November	1,896	1,707
December	2,082	1,914
January	2,280	2,125
February	2,533	2,427
March	2,780	2,630
April	2,866	
May	2,866	
June	2,866	

QUALITY

	Quantity	Base Number	Contract	AT	Region	England
% of FP17s for the same patient ID Re-attending within 3 months - Children	40	793	5.0%	11.0%	11.6%	11.9%
% of FP17s for the same patient ID Re-attending within 3 months - Adults	110	501	22.0%	14.6%	15.4%	16.0%
% of FP17s for the same patient ID Re-attending between 3 & 9 months - Children	582	793	73.4%	59.6%	59.4%	58.3%
% of FP17s for the same patient ID Re-attending between 3 & 9 months - Adults	302	501	60.3%	48.5%	51.3%	50.3%
% of FP17s for Band 1 Urgent Courses	75	1,258	6.0%	9.4%	8.0%	9.1%
% of FP17s Relating to Free Repair or Replacements	0	1,258	0.0%	0.8%	0.8%	0.8%
% of FP17s Relating to Continuations	31	1,258	2.5%	1.1%	1.0%	1.0%
% of Patients satisfied with the dentistry they have received	1	1	N/A	92.3%	91.7%	91.5%
% of Patients satisfied with the time they had to wait for an appointment	0	1	N/A	87.4%	88.3%	87.9%

* This is based on patients treated on this contract for their most recent course of treatment. Figures in italics indicate the base number of FP17s or Patient Questionnaire responses are less than 100. N/A is shown where the base number of responses is less than 10 during the period. % is calculated as Quantity/Base number*100

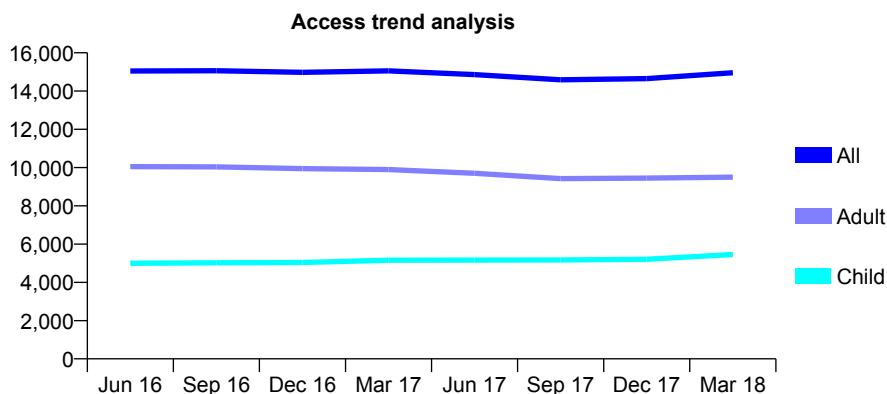
Q56 - Vital Signs At a Glance Contract Report for 659606/0002 - March 2018

Name or company name	MR RM WADHWANI
Contract type name	GDS Contract
Purpose of contract	General
Contract start date	01/04/2006
Contract end date	

17/18 Contracted general activity (UDA)	31,500
Carry forward general activity (UDA)	0
17/18 Contracted orthodontic activity (UOA)	0
Carry forward orthodontic activity (UOA)	0
Baseline contract value	£910,521.52

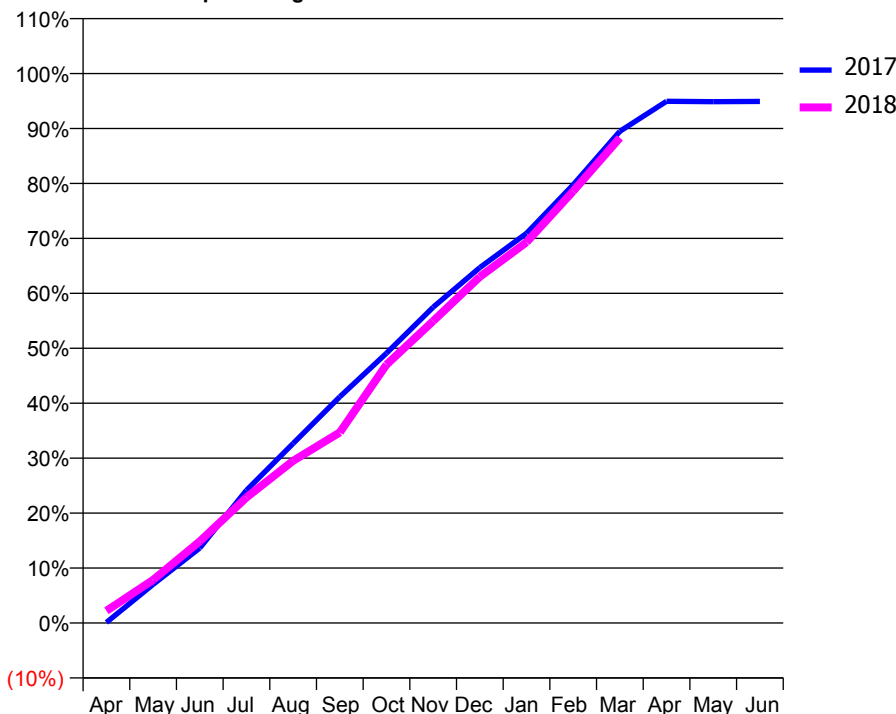
ACCESS*

Patients seen in 24 months	Total	Change since previous quarter
Quarter ending March 2017	15,052	
Quarter ending June 2017	14,863	↓
Quarter ending September 2017	14,590	↓
Quarter ending December 2017	14,649	→
Quarter ending March 2018	14,956	↑
Variance since March 2017	(0.6%)	→



ACTIVITY

Cumulative percentage of contracted UDA delivered 2017 & 2018



Month	Adjusted Scheduled Activity (UDA)	
	2017	2018
April	35	696
May	2,210	2,470
June	4,303	4,683
July	7,610	7,194
August	10,290	9,301
September	12,966	10,927
October	15,465	14,814
November	18,102	17,309
December	20,375	19,848
January	22,338	21,829
February	25,122	24,758
March	28,191	27,809
April	29,910	
May	29,883	
June	29,901	

QUALITY

	Quantity	Base Number	Contract	AT	Region	England
% of FP17s for the same patient ID Re-attending within 3 months - Children	699	8,065	8.7%	11.0%	11.6%	11.9%
% of FP17s for the same patient ID Re-attending within 3 months - Adults	1,648	11,717	14.1%	14.6%	15.4%	16.0%
% of FP17s for the same patient ID Re-attending between 3 & 9 months - Children	4,357	8,065	54.0%	59.6%	59.4%	58.3%
% of FP17s for the same patient ID Re-attending between 3 & 9 months - Adults	5,208	11,717	44.4%	48.5%	51.3%	50.3%
% of FP17s for Band 1 Urgent Courses	1,276	17,407	7.3%	9.4%	8.0%	9.1%
% of FP17s Relating to Free Repair or Replacements	126	17,407	0.7%	0.8%	0.8%	0.8%
% of FP17s Relating to Continuations	49	17,407	0.3%	1.1%	1.0%	1.0%
% of Patients satisfied with the dentistry they have received	4	4	N/A	92.3%	91.7%	91.5%
% of Patients satisfied with the time they had to wait for an appointment	3	4	N/A	87.4%	88.3%	87.9%

* This is based on patients treated on this contract for their most recent course of treatment. Figures in italics indicate the base number of FP17s or Patient Questionnaire responses are less than 100. N/A is shown where the base number of responses is less than 10 during the period. % is calculated as Quantity/Base number*100

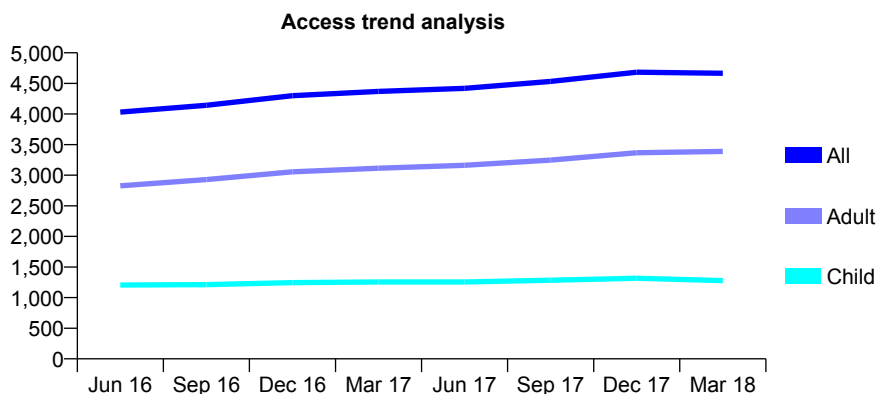
Q56 - Vital Signs At a Glance Contract Report for 659606/0006 - March 2018

Name or company name	MR RM WADHWANI
Contract type name	GDS Contract
Purpose of contract	General
Contract start date	03/12/2007
Contract end date	

17/18 Contracted general activity (UDA)	10,000
Carry forward general activity (UDA)	-35
17/18 Contracted orthodontic activity (UOA)	0
Carry forward orthodontic activity (UOA)	0
Baseline contract value	£249,517.10

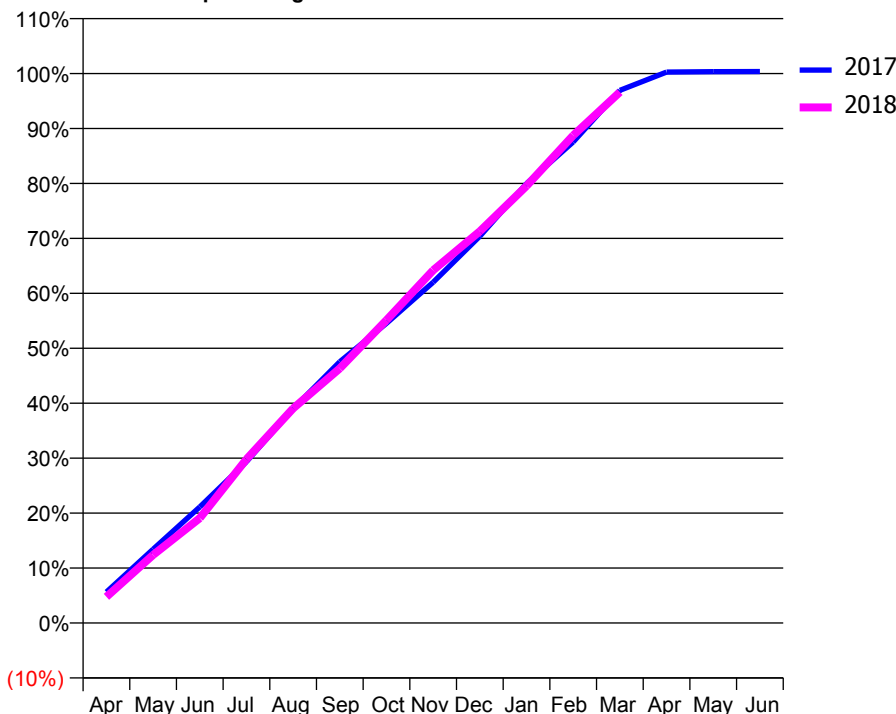
ACCESS*

Patients seen in 24 months	Total	Change since previous quarter
Quarter ending March 2017	4,370	
Quarter ending June 2017	4,419	→
Quarter ending September 2017	4,532	↑
Quarter ending December 2017	4,684	↑
Quarter ending March 2018	4,665	→
Variance since March 2017	6.8%	↑



ACTIVITY

Cumulative percentage of contracted UDA delivered 2017 & 2018



Month	Adjusted Scheduled Activity (UDA)	
	2017	2018
April	565	477
May	1,344	1,240
June	2,112	1,907
July	2,936	2,982
August	3,901	3,906
September	4,756	4,633
October	5,455	5,513
November	6,200	6,420
December	7,038	7,128
January	7,996	7,954
February	8,754	8,873
March	9,694	9,663
April	10,027	
May	10,033	
June	10,035	

QUALITY

	Quantity	Base Number	Contract	AT	Region	England
% of FP17s for the same patient ID Re-attending within 3 months - Children	93	2,016	4.6%	11.0%	11.6%	11.9%
% of FP17s for the same patient ID Re-attending within 3 months - Adults	638	4,650	13.7%	14.6%	15.4%	16.0%
% of FP17s for the same patient ID Re-attending between 3 & 9 months - Children	1,260	2,016	62.5%	59.6%	59.4%	58.3%
% of FP17s for the same patient ID Re-attending between 3 & 9 months - Adults	2,467	4,650	53.1%	48.5%	51.3%	50.3%
% of FP17s for Band 1 Urgent Courses	568	6,450	8.8%	9.4%	8.0%	9.1%
% of FP17s Relating to Free Repair or Replacements	44	6,450	0.7%	0.8%	0.8%	0.8%
% of FP17s Relating to Continuations	20	6,450	0.3%	1.1%	1.0%	1.0%
% of Patients satisfied with the dentistry they have received	2	2	N/A	92.3%	91.7%	91.5%
% of Patients satisfied with the time they had to wait for an appointment	2	2	N/A	87.4%	88.3%	87.9%

* This is based on patients treated on this contract for their most recent course of treatment. Figures in italics indicate the base number of FP17s or Patient Questionnaire responses are less than 100. N/A is shown where the base number of responses is less than 10 during the period. % is calculated as Quantity/Base number*100

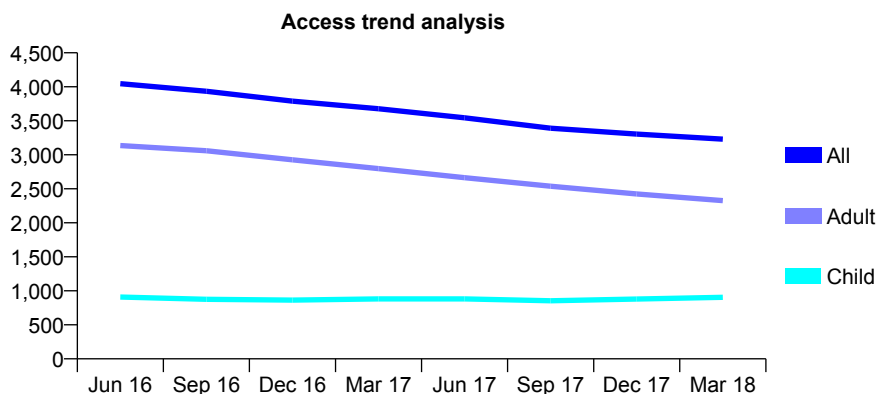
Q56 - Vital Signs At a Glance Contract Report for 664197/0003 - March 2018

Name or company name	Mobeen Ahmed
Contract type name	GDS Contract
Purpose of contract	General
Contract start date	01/04/2006
Contract end date	

17/18 Contracted general activity (UDA)	10,082
Carry forward general activity (UDA)	23
17/18 Contracted orthodontic activity (UOA)	0
Carry forward orthodontic activity (UOA)	0
Baseline contract value	£256,307.47

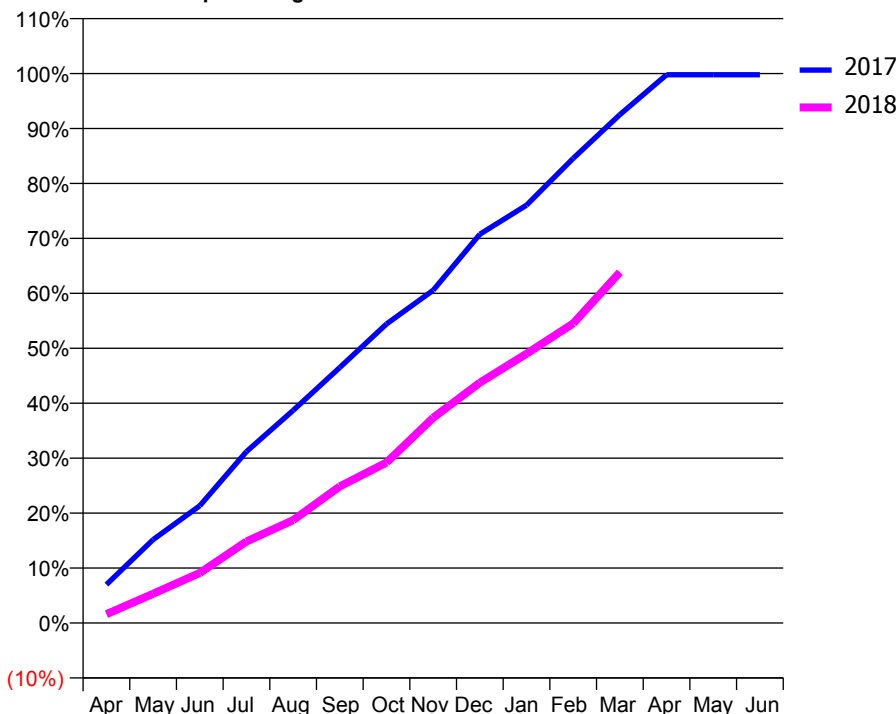
ACCESS*

Patients seen in 24 months	Total	Change since previous quarter
Quarter ending March 2017	3,678	
Quarter ending June 2017	3,545	↓
Quarter ending September 2017	3,392	↓
Quarter ending December 2017	3,304	↓
Quarter ending March 2018	3,231	↓
Variance since March 2017	(12.2%)	↓



ACTIVITY

Cumulative percentage of contracted UDA delivered 2017 & 2018



Adjusted Scheduled Activity (UDA)

Month	2017	2018
April	707	162
May	1,530	536
June	2,151	920
July	3,146	1,496
August	3,901	1,889
September	4,688	2,507
October	5,486	2,944
November	6,106	3,766
December	7,132	4,411
January	7,667	4,940
February	8,526	5,496
March	9,327	6,436
April	10,058	
May	10,059	
June	10,059	

QUALITY

	Quantity	Base Number	Contract	AT	Region	England
% of FP17s for the same patient ID Re-attending within 3 months - Children	83	1,016	8.2%	11.0%	11.6%	11.9%
% of FP17s for the same patient ID Re-attending within 3 months - Adults	181	2,000	9.0%	14.6%	15.4%	16.0%
% of FP17s for the same patient ID Re-attending between 3 & 9 months - Children	391	1,016	38.5%	59.6%	59.4%	58.3%
% of FP17s for the same patient ID Re-attending between 3 & 9 months - Adults	881	2,000	44.1%	48.5%	51.3%	50.3%
% of FP17s for Band 1 Urgent Courses	182	2,736	6.7%	9.4%	8.0%	9.1%
% of FP17s Relating to Free Repair or Replacements	0	2,736	0.0%	0.8%	0.8%	0.8%
% of FP17s Relating to Continuations	0	2,736	0.0%	1.1%	1.0%	1.0%
% of Patients satisfied with the dentistry they have received	1	2	N/A	92.3%	91.7%	91.5%
% of Patients satisfied with the time they had to wait for an appointment	2	2	N/A	87.4%	88.3%	87.9%

* This is based on patients treated on this contract for their most recent course of treatment. Figures in italics indicate the base number of FP17s or Patient Questionnaire responses are less than 100. N/A is shown where the base number of responses is less than 10 during the period. % is calculated as Quantity/Base number*100

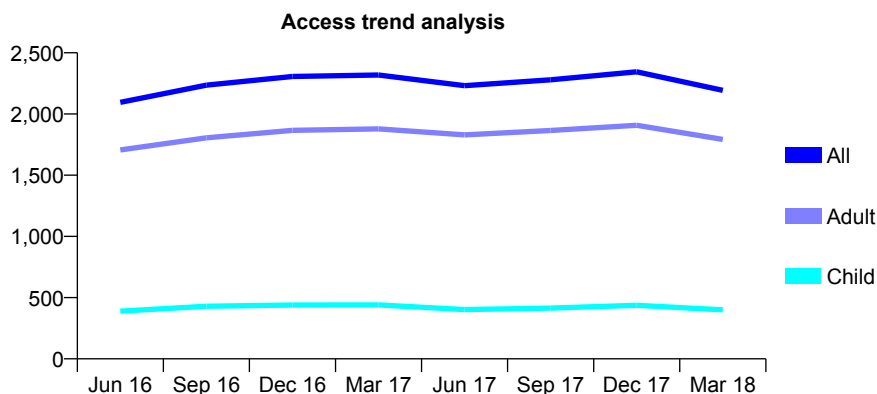
Q56 - Vital Signs At a Glance Contract Report for 673358/0001 - March 2018

Name or company name	MISS SM WEINACHT
Contract type name	GDS Contract
Purpose of contract	General
Contract start date	01/04/2006
Contract end date	

17/18 Contracted general activity (UDA)	6,271
Carry forward general activity (UDA)	-98
17/18 Contracted orthodontic activity (UOA)	0
Carry forward orthodontic activity (UOA)	0
Baseline contract value	£162,202.85

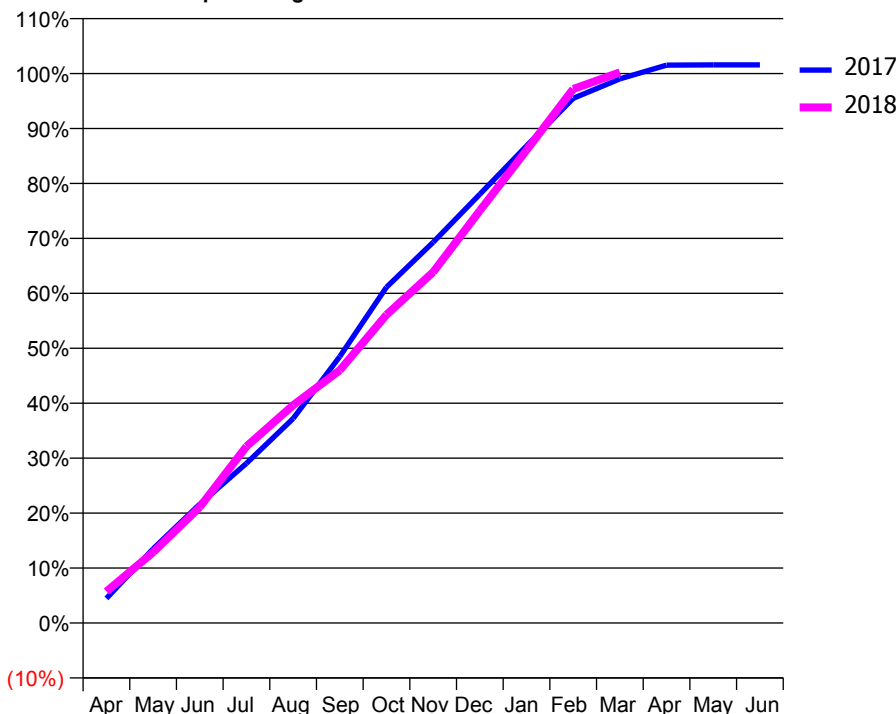
ACCESS*

Patients seen in 24 months	Total	Change since previous quarter
Quarter ending March 2017	2,319	
Quarter ending June 2017	2,232	↓
Quarter ending September 2017	2,279	↑
Quarter ending December 2017	2,345	↑
Quarter ending March 2018	2,193	↓
Variance since March 2017	(5.4%)	↓



ACTIVITY

Cumulative percentage of contracted UDA delivered 2017 & 2018



Month	Adjusted Scheduled Activity (UDA)	
	2017	2018
April	280	359
May	846	807
June	1,356	1,324
July	1,823	2,016
August	2,334	2,486
September	3,042	2,885
October	3,833	3,517
November	4,345	4,004
December	4,893	4,706
January	5,445	5,395
February	5,988	6,093
March	6,210	6,285
April	6,367	
May	6,369	
June	6,369	

QUALITY

	Quantity	Base Number	Contract	AT	Region	England
% of FP17s for the same patient ID Re-attending within 3 months - Children	25	606	4.1%	11.0%	11.6%	11.9%
% of FP17s for the same patient ID Re-attending within 3 months - Adults	273	2,613	10.4%	14.6%	15.4%	16.0%
% of FP17s for the same patient ID Re-attending between 3 & 9 months - Children	328	606	54.1%	59.6%	59.4%	58.3%
% of FP17s for the same patient ID Re-attending between 3 & 9 months - Adults	1,171	2,613	44.8%	48.5%	51.3%	50.3%
% of FP17s for Band 1 Urgent Courses	236	3,097	7.6%	9.4%	8.0%	9.1%
% of FP17s Relating to Free Repair or Replacements	7	3,097	0.2%	0.8%	0.8%	0.8%
% of FP17s Relating to Continuations	42	3,097	1.4%	1.1%	1.0%	1.0%
% of Patients satisfied with the dentistry they have received	13	13	100.0%	92.3%	91.7%	91.5%
% of Patients satisfied with the time they had to wait for an appointment	13	13	100.0%	87.4%	88.3%	87.9%

* This is based on patients treated on this contract for their most recent course of treatment. Figures in italics indicate the base number of FP17s or Patient Questionnaire responses are less than 100. N/A is shown where the base number of responses is less than 10 during the period. % is calculated as Quantity/Base number*100

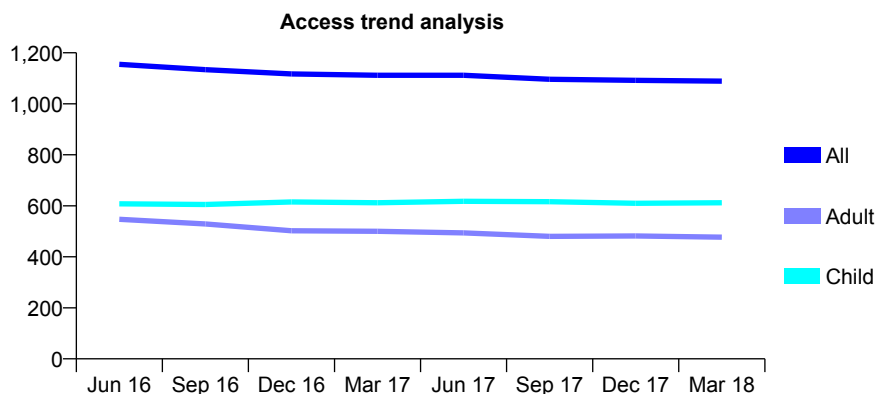
Q56 - Vital Signs At a Glance Contract Report for 676934/0001 - March 2018

Name or company name	Station House Dental Surgery
Contract type name	GDS Contract
Purpose of contract	General
Contract start date	01/04/2006
Contract end date	

17/18 Contracted general activity (UDA)	3,336
Carry forward general activity (UDA)	0
17/18 Contracted orthodontic activity (UOA)	0
Carry forward orthodontic activity (UOA)	0
Baseline contract value	£77,195.04

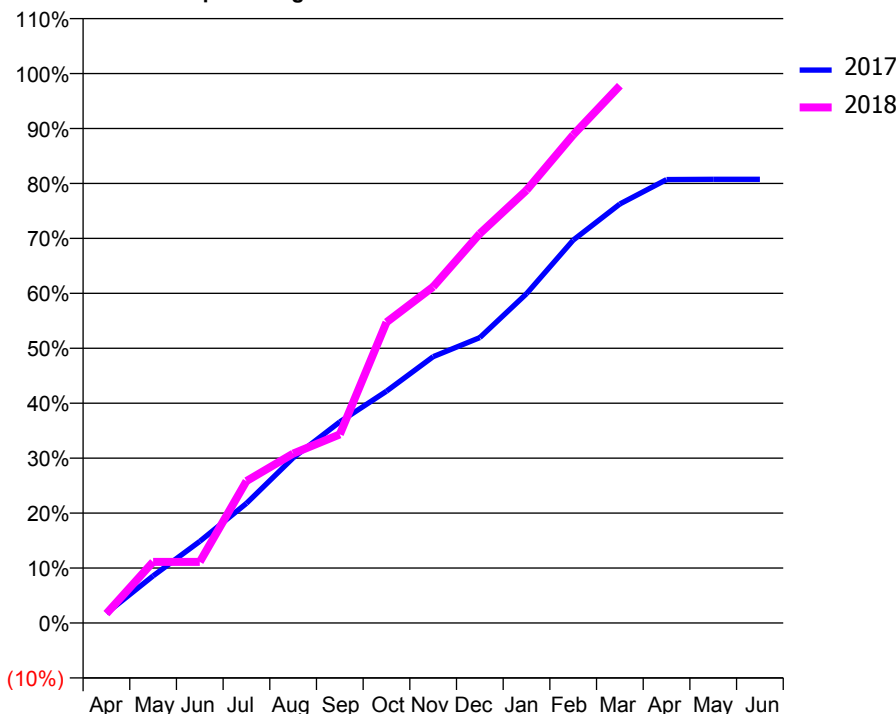
ACCESS*

Patients seen in 24 months	Total	Change since previous quarter
Quarter ending March 2017	1,112	
Quarter ending June 2017	1,112	→
Quarter ending September 2017	1,096	↓
Quarter ending December 2017	1,092	→
Quarter ending March 2018	1,089	→
Variance since March 2017	(2.1%)	↓



ACTIVITY

Cumulative percentage of contracted UDA delivered 2017 & 2018



Month	Adjusted Scheduled Activity (UDA)	
	2017	2018
April	70	57
May	337	371
June	583	371
July	855	862
August	1,180	1,029
September	1,437	1,145
October	1,656	1,826
November	1,903	2,041
December	2,038	2,364
January	2,353	2,628
February	2,735	2,963
March	2,993	3,262
April	3,168	
May	3,169	
June	3,169	

QUALITY

	Quantity	Base Number	Contract	AT	Region	England
% of FP17s for the same patient ID Re-attending within 3 months - Children	101	1,067	9.5%	11.0%	11.6%	11.9%
% of FP17s for the same patient ID Re-attending within 3 months - Adults	139	630	22.1%	14.6%	15.4%	16.0%
% of FP17s for the same patient ID Re-attending between 3 & 9 months - Children	710	1,067	66.5%	59.6%	59.4%	58.3%
% of FP17s for the same patient ID Re-attending between 3 & 9 months - Adults	350	630	55.6%	48.5%	51.3%	50.3%
% of FP17s for Band 1 Urgent Courses	101	1,597	6.3%	9.4%	8.0%	9.1%
% of FP17s Relating to Free Repair or Replacements	0	1,597	0.0%	0.8%	0.8%	0.8%
% of FP17s Relating to Continuations	3	1,597	0.2%	1.1%	1.0%	1.0%
% of Patients satisfied with the dentistry they have received	0	0	N/A	92.3%	91.7%	91.5%
% of Patients satisfied with the time they had to wait for an appointment	0	0	N/A	87.4%	88.3%	87.9%

* This is based on patients treated on this contract for their most recent course of treatment. Figures in italics indicate the base number of FP17s or Patient Questionnaire responses are less than 100. N/A is shown where the base number of responses is less than 10 during the period. % is calculated as Quantity/Base number*100

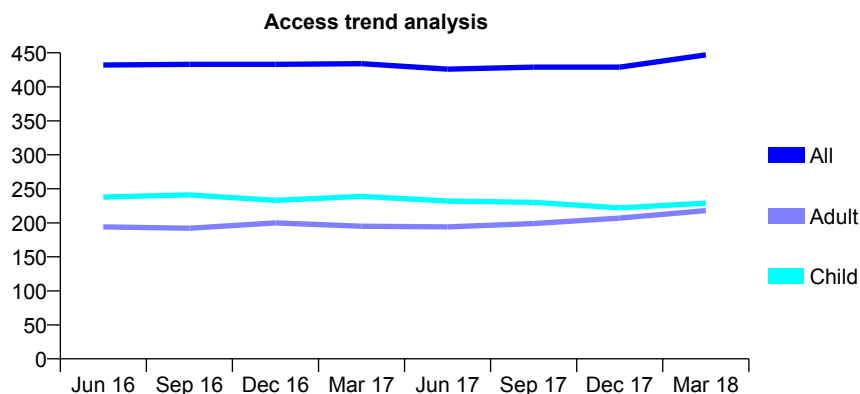
Q56 - Vital Signs At a Glance Contract Report for 729159/0001 - March 2018

Name or company name	MRS AM RAE
Contract type name	GDS Contract
Purpose of contract	General and Orthodontic
Contract start date	01/04/2006
Contract end date	

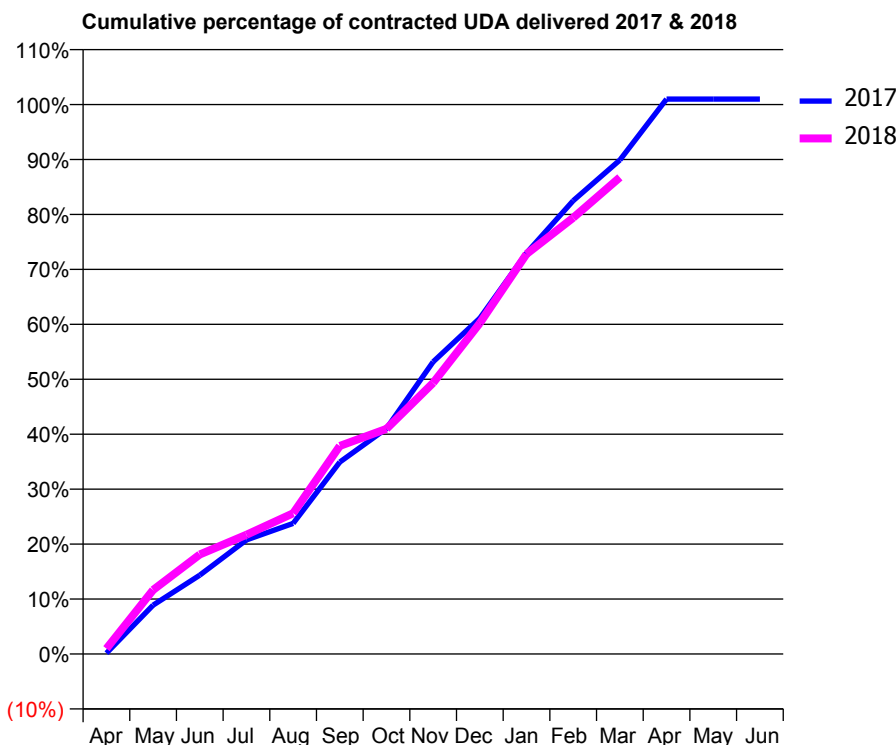
17/18 Contracted general activity (UDA)	612
Carry forward general activity (UDA)	-6
17/18 Contracted orthodontic activity (UOA)	709
Carry forward orthodontic activity (UOA)	-20
Baseline contract value	£61,198.41

ACCESS*

Patients seen in 24 months	Total	Change since previous quarter
Quarter ending March 2017	434	
Quarter ending June 2017	426	↓
Quarter ending September 2017	429	→
Quarter ending December 2017	429	→
Quarter ending March 2018	447	↑
Variance since March 2017	3.0%	↑



ACTIVITY



Month	Adjusted Scheduled Activity (UDA)	
	2017	2018
April	1	6
May	54	71
June	88	111
July	127	133
August	145	157
September	214	232
October	251	251
November	325	302
December	374	369
January	447	445
February	505	486
March	550	531
April	618	
May	618	
June	618	

QUALITY

	Quantity	Base Number	Contract	AT	Region	England
% of FP17s for the same patient ID Re-attending within 3 months - Children	8	362	2.2%	11.0%	11.6%	11.9%
% of FP17s for the same patient ID Re-attending within 3 months - Adults	6	186	3.2%	14.6%	15.4%	16.0%
% of FP17s for the same patient ID Re-attending between 3 & 9 months - Children	156	362	43.1%	59.6%	59.4%	58.3%
% of FP17s for the same patient ID Re-attending between 3 & 9 months - Adults	73	186	39.2%	48.5%	51.3%	50.3%
% of FP17s for Band 1 Urgent Courses	14	398	3.5%	9.4%	8.0%	9.1%
% of FP17s Relating to Free Repair or Replacements	0	398	0.0%	0.8%	0.8%	0.8%
% of FP17s Relating to Continuations	0	398	0.0%	1.1%	1.0%	1.0%
% of Patients satisfied with the dentistry they have received	0	0	N/A	92.3%	91.7%	91.5%
% of Patients satisfied with the time they had to wait for an appointment	0	0	N/A	87.4%	88.3%	87.9%

* This is based on patients treated on this contract for their most recent course of treatment. Figures in italics indicate the base number of FP17s or Patient Questionnaire responses are less than 100. N/A is shown where the base number of responses is less than 10 during the period. % is calculated as Quantity/Base number*100

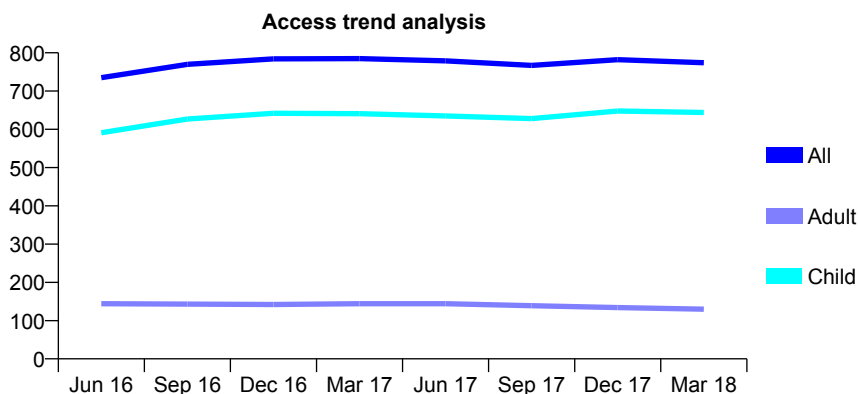
Q56 - Vital Signs At a Glance Contract Report for 731692/0001 - March 2018

Name or company name	MR MC ACKERMAN
Contract type name	GDS Contract
Purpose of contract	General
Contract start date	01/04/2006
Contract end date	

17/18 Contracted general activity (UDA)	1,721
Carry forward general activity (UDA)	67
17/18 Contracted orthodontic activity (UOA)	0
Carry forward orthodontic activity (UOA)	0
Baseline contract value	£35,968.92

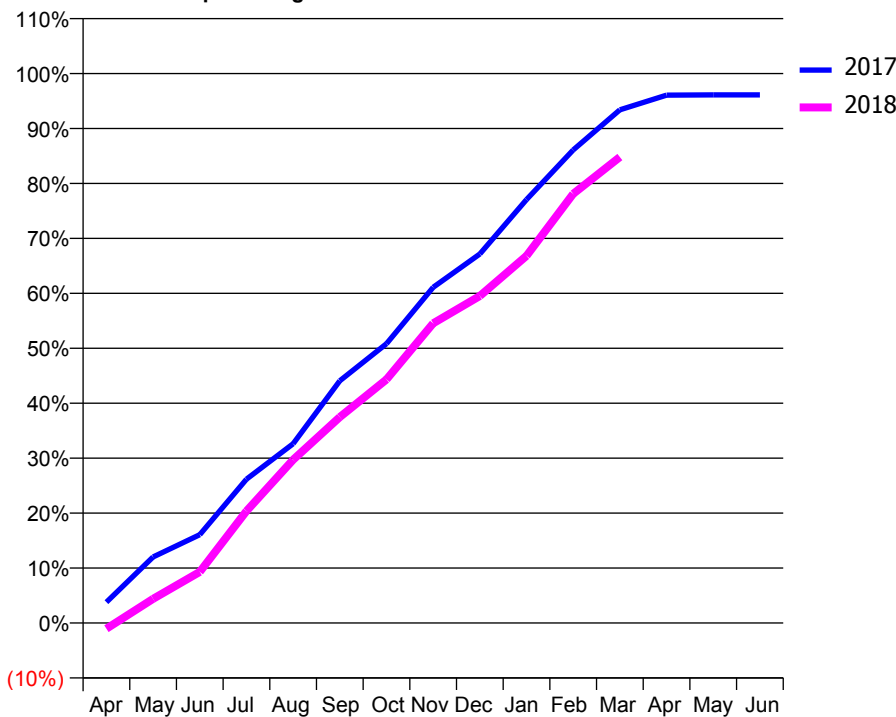
ACCESS*

Patients seen in 24 months	Total	Change since previous quarter
Quarter ending March 2017	785	
Quarter ending June 2017	779	→
Quarter ending September 2017	767	↓
Quarter ending December 2017	782	→
Quarter ending March 2018	774	↓
Variance since March 2017	(1.4%)	↓



ACTIVITY

Cumulative percentage of contracted UDA delivered 2017 & 2018



Month	Adjusted Scheduled Activity (UDA)	
	2017	2018
April	65	-18
May	207	76
June	277	160
July	451	350
August	561	512
September	759	645
October	875	763
November	1,052	939
December	1,156	1,024
January	1,326	1,150
February	1,481	1,344
March	1,607	1,460
April	1,653	
May	1,654	
June	1,654	

QUALITY

	Quantity	Base Number	Contract	AT	Region	England
% of FP17s for the same patient ID Re-attending within 3 months - Children	73	1,019	7.2%	11.0%	11.6%	11.9%
% of FP17s for the same patient ID Re-attending within 3 months - Adults	10	101	9.9%	14.6%	15.4%	16.0%
% of FP17s for the same patient ID Re-attending between 3 & 9 months - Children	684	1,019	67.1%	59.6%	59.4%	58.3%
% of FP17s for the same patient ID Re-attending between 3 & 9 months - Adults	69	101	68.3%	48.5%	51.3%	50.3%
% of FP17s for Band 1 Urgent Courses	48	1,085	4.4%	9.4%	8.0%	9.1%
% of FP17s Relating to Free Repair or Replacements	0	1,085	0.0%	0.8%	0.8%	0.8%
% of FP17s Relating to Continuations	0	1,085	0.0%	1.1%	1.0%	1.0%
% of Patients satisfied with the dentistry they have received	0	0	N/A	92.3%	91.7%	91.5%
% of Patients satisfied with the time they had to wait for an appointment	0	0	N/A	87.4%	88.3%	87.9%

* This is based on patients treated on this contract for their most recent course of treatment. Figures in italics indicate the base number of FP17s or Patient Questionnaire responses are less than 100. N/A is shown where the base number of responses is less than 10 during the period. % is calculated as Quantity/Base number*100

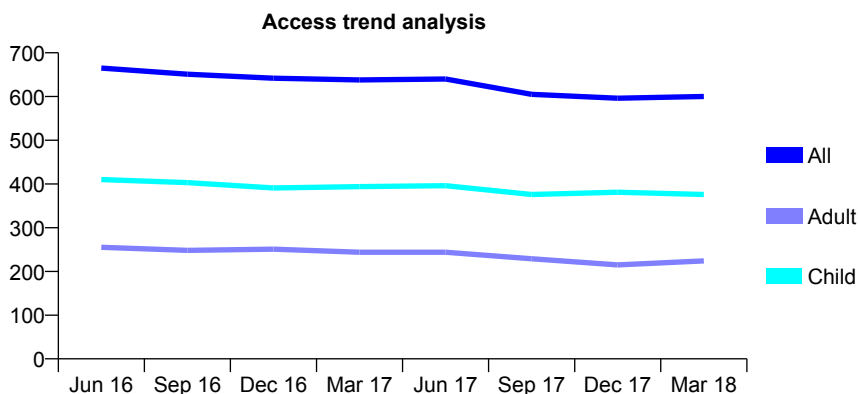
Q56 - Vital Signs At a Glance Contract Report for 732184/0001 - March 2018

Name or company name	Mr T Mullan
Contract type name	GDS Contract
Purpose of contract	General
Contract start date	01/04/2006
Contract end date	

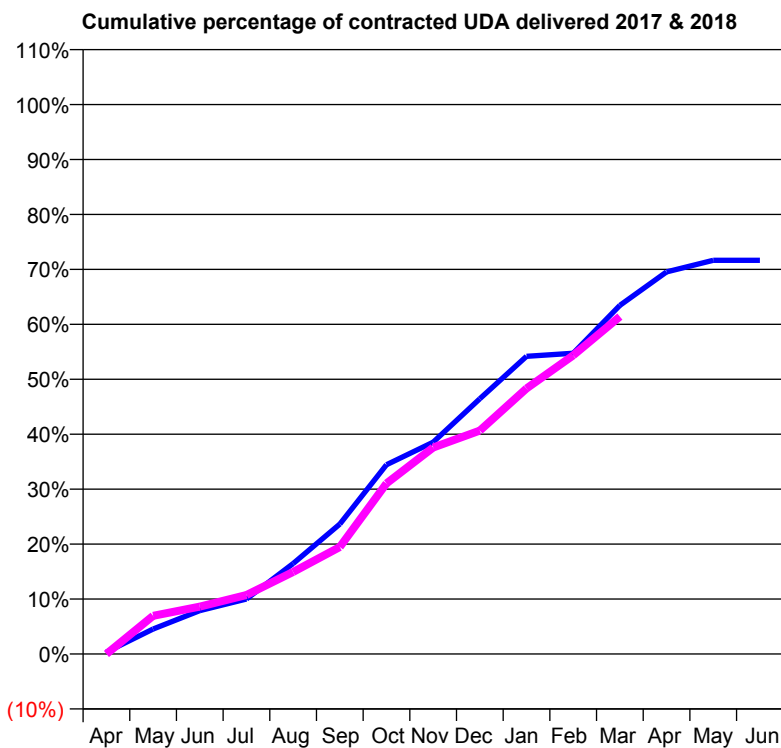
17/18 Contracted general activity (UDA)	950
Carry forward general activity (UDA)	0
17/18 Contracted orthodontic activity (UOA)	0
Carry forward orthodontic activity (UOA)	0
Baseline contract value	£25,236.49

ACCESS*

Patients seen in 24 months	Total	Change since previous quarter
Quarter ending March 2017	638	
Quarter ending June 2017	640	→
Quarter ending September 2017	605	↓
Quarter ending December 2017	596	↓
Quarter ending March 2018	600	→
Variance since March 2017	(6.0%)	↓



ACTIVITY



Month	Adjusted Scheduled Activity (UDA)	
	2017	2018
April	4	0
May	50	66
June	87	82
July	110	102
August	181	142
September	260	185
October	379	295
November	424	357
December	511	386
January	596	459
February	602	516
March	698	583
April	765	
May	788	
June	788	

QUALITY

	Quantity	Base Number	Contract	AT	Region	England
% of FP17s for the same patient ID Re-attending within 3 months - Children	14	488	2.9%	11.0%	11.6%	11.9%
% of FP17s for the same patient ID Re-attending within 3 months - Adults	1	162	0.6%	14.6%	15.4%	16.0%
% of FP17s for the same patient ID Re-attending between 3 & 9 months - Children	266	488	54.5%	59.6%	59.4%	58.3%
% of FP17s for the same patient ID Re-attending between 3 & 9 months - Adults	84	162	51.9%	48.5%	51.3%	50.3%
% of FP17s for Band 1 Urgent Courses	2	574	0.3%	9.4%	8.0%	9.1%
% of FP17s Relating to Free Repair or Replacements	0	574	0.0%	0.8%	0.8%	0.8%
% of FP17s Relating to Continuations	0	574	0.0%	1.1%	1.0%	1.0%
% of Patients satisfied with the dentistry they have received	0	0	N/A	92.3%	91.7%	91.5%
% of Patients satisfied with the time they had to wait for an appointment	0	0	N/A	87.4%	88.3%	87.9%

* This is based on patients treated on this contract for their most recent course of treatment. Figures in italics indicate the base number of FP17s or Patient Questionnaire responses are less than 100. N/A is shown where the base number of responses is less than 10 during the period. % is calculated as Quantity/Base number*100

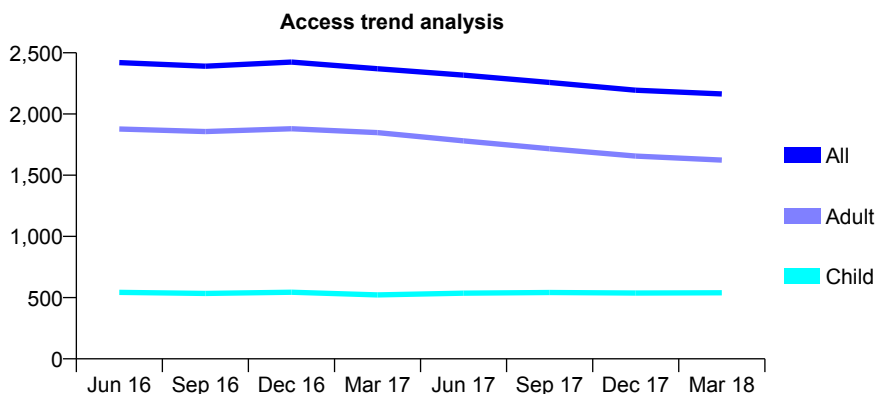
Q56 - Vital Signs At a Glance Contract Report for 732524/0001 - March 2018

Name or company name	MR PG MULLINS
Contract type name	GDS Contract
Purpose of contract	General
Contract start date	01/04/2006
Contract end date	

17/18 Contracted general activity (UDA)	5,240
Carry forward general activity (UDA)	-99
17/18 Contracted orthodontic activity (UOA)	0
Carry forward orthodontic activity (UOA)	0
Baseline contract value	£169,639.81

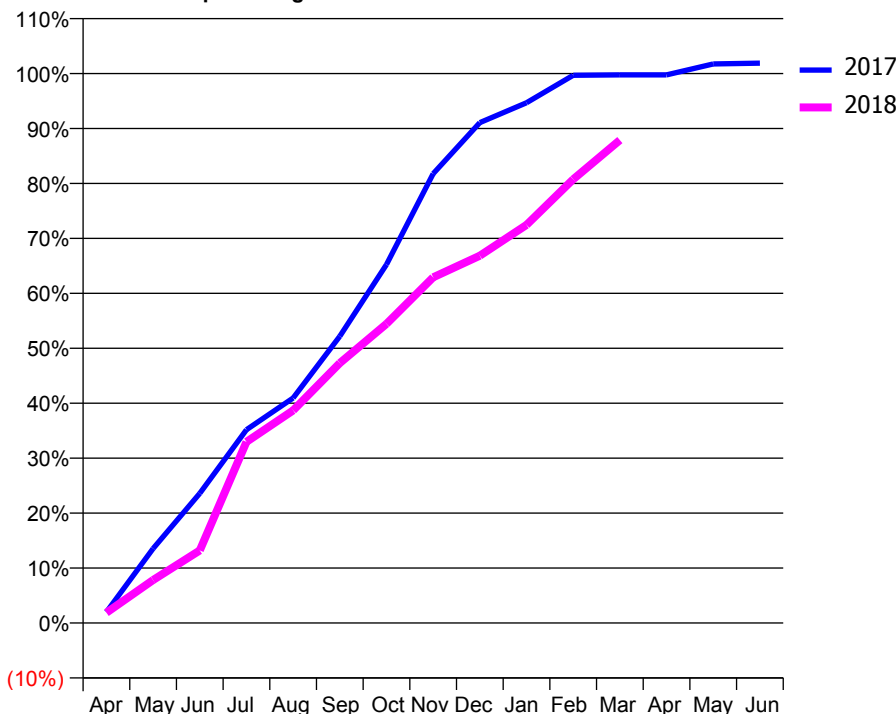
ACCESS*

Patients seen in 24 months	Total	Change since previous quarter
Quarter ending March 2017	2,370	
Quarter ending June 2017	2,318	↓
Quarter ending September 2017	2,258	↓
Quarter ending December 2017	2,194	↓
Quarter ending March 2018	2,164	↓
Variance since March 2017	(8.7%)	↓



ACTIVITY

Cumulative percentage of contracted UDA delivered 2017 & 2018



Month	Adjusted Scheduled Activity (UDA)	
	2017	2018
April	105	99
May	711	410
June	1,236	692
July	1,843	1,727
August	2,146	2,028
September	2,735	2,479
October	3,418	2,852
November	4,284	3,297
December	4,772	3,502
January	4,961	3,796
February	5,223	4,231
March	5,227	4,606
April	5,227	
May	5,331	
June	5,339	

QUALITY

	Quantity	Base Number	Contract	AT	Region	England
% of FP17s for the same patient ID Re-attending within 3 months - Children	104	1,069	9.7%	11.0%	11.6%	11.9%
% of FP17s for the same patient ID Re-attending within 3 months - Adults	449	1,727	26.0%	14.6%	15.4%	16.0%
% of FP17s for the same patient ID Re-attending between 3 & 9 months - Children	735	1,069	68.8%	59.6%	59.4%	58.3%
% of FP17s for the same patient ID Re-attending between 3 & 9 months - Adults	623	1,727	36.1%	48.5%	51.3%	50.3%
% of FP17s for Band 1 Urgent Courses	248	2,762	9.0%	9.4%	8.0%	9.1%
% of FP17s Relating to Free Repair or Replacements	60	2,762	2.2%	0.8%	0.8%	0.8%
% of FP17s Relating to Continuations	26	2,762	0.9%	1.1%	1.0%	1.0%
% of Patients satisfied with the dentistry they have received	4	4	N/A	92.3%	91.7%	91.5%
% of Patients satisfied with the time they had to wait for an appointment	4	4	N/A	87.4%	88.3%	87.9%

* This is based on patients treated on this contract for their most recent course of treatment. Figures in italics indicate the base number of FP17s or Patient Questionnaire responses are less than 100. N/A is shown where the base number of responses is less than 10 during the period. % is calculated as Quantity/Base number*100

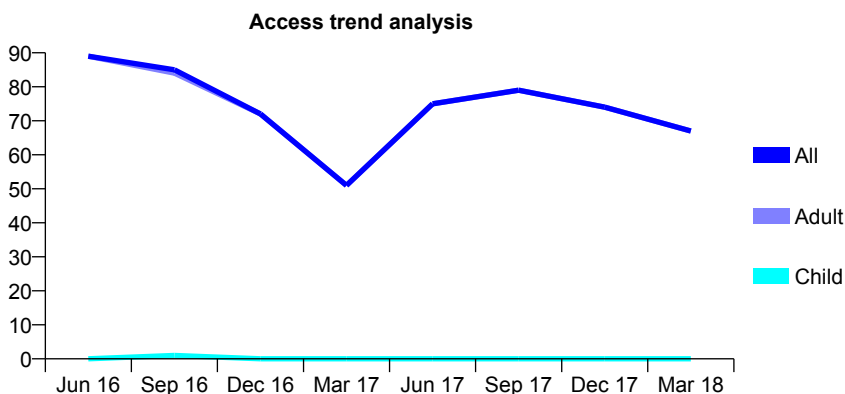
Q56 - Vital Signs At a Glance Contract Report for 732524/0002 - March 2018

Name or company name	MR PG MULLINS
Contract type name	PDS Contract
Purpose of contract	General
Contract start date	18/05/2006
Contract end date	31/03/2020

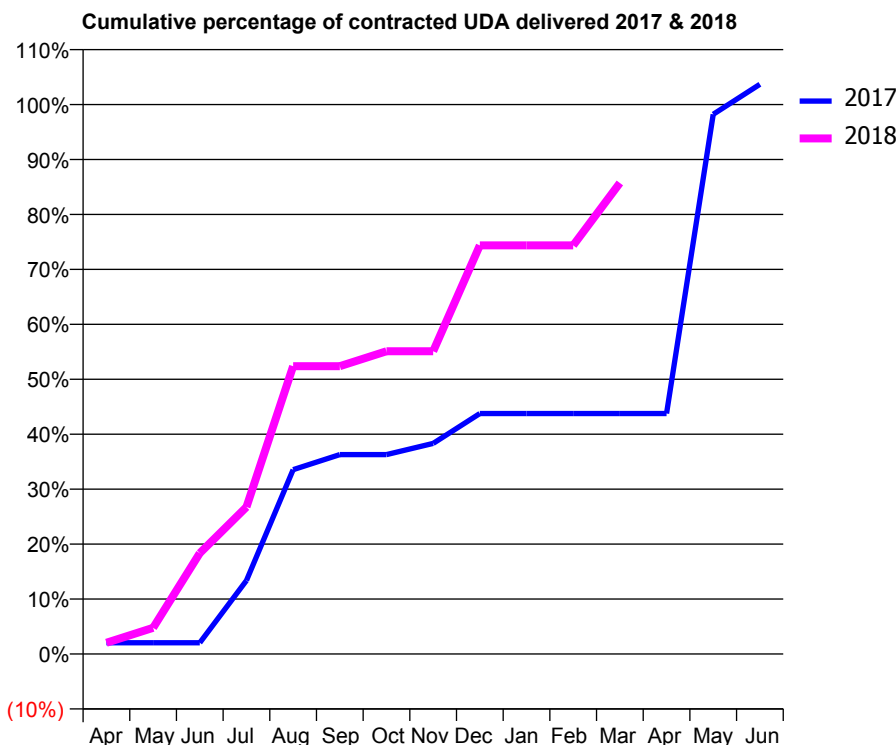
17/18 Contracted general activity (UDA)	441
Carry forward general activity (UDA)	-9
17/18 Contracted orthodontic activity (UOA)	0
Carry forward orthodontic activity (UOA)	0
Baseline contract value	£32,392.89

ACCESS*

Patients seen in 24 months	Total	Change since previous quarter
Quarter ending March 2017	51	
Quarter ending June 2017	75	↑
Quarter ending September 2017	79	↑
Quarter ending December 2017	74	↓
Quarter ending March 2018	67	↓
Variance since March 2017	31.4%	↑



ACTIVITY



Month	Adjusted Scheduled Activity (UDA)	
	2017	2018
April	9	9
May	9	21
June	9	81
July	59	118
August	148	231
September	160	231
October	160	243
November	169	243
December	193	328
January	193	328
February	193	328
March	193	378
April	193	
May	433	
June	457	

QUALITY

	Quantity	Base Number	Contract	AT	Region	England
% of FP17s for the same patient ID Re-attending within 3 months - Children	0	0	N/A	11.0%	11.6%	11.9%
% of FP17s for the same patient ID Re-attending within 3 months - Adults	15	83	18.1%	14.6%	15.4%	16.0%
% of FP17s for the same patient ID Re-attending between 3 & 9 months - Children	0	0	N/A	59.6%	59.4%	58.3%
% of FP17s for the same patient ID Re-attending between 3 & 9 months - Adults	6	83	7.2%	48.5%	51.3%	50.3%
% of FP17s for Band 1 Urgent Courses	0	40	0.0%	9.4%	8.0%	9.1%
% of FP17s Relating to Free Repair or Replacements	0	40	0.0%	0.8%	0.8%	0.8%
% of FP17s Relating to Continuations	0	40	0.0%	1.1%	1.0%	1.0%
% of Patients satisfied with the dentistry they have received	0	0	N/A	92.3%	91.7%	91.5%
% of Patients satisfied with the time they had to wait for an appointment	0	0	N/A	87.4%	88.3%	87.9%

* This is based on patients treated on this contract for their most recent course of treatment. Figures in italics indicate the base number of FP17s or Patient Questionnaire responses are less than 100. N/A is shown where the base number of responses is less than 10 during the period. % is calculated as Quantity/Base number*100

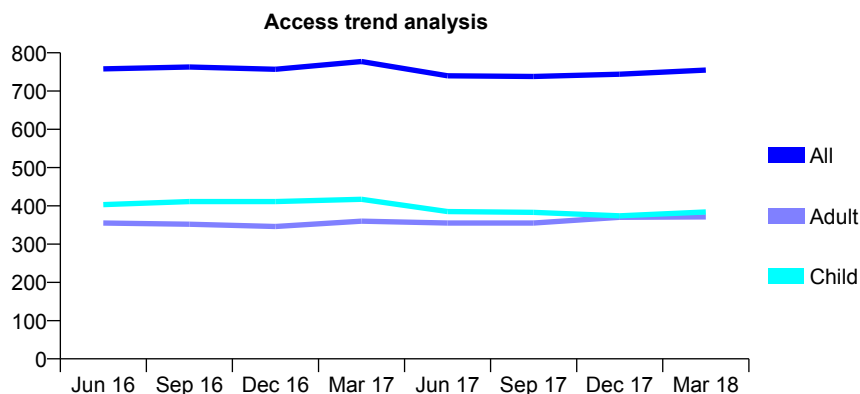
Q56 - Vital Signs At a Glance Contract Report for 736619/0001 - March 2018

Name or company name	MR DB BUCHANAN
Contract type name	PDS Contract
Purpose of contract	General and Orthodontic
Contract start date	01/08/2010
Contract end date	31/03/2019

17/18 Contracted general activity (UDA)	1,628
Carry forward general activity (UDA)	-33
17/18 Contracted orthodontic activity (UOA)	1,257
Carry forward orthodontic activity (UOA)	2
Baseline contract value	£127,555.15

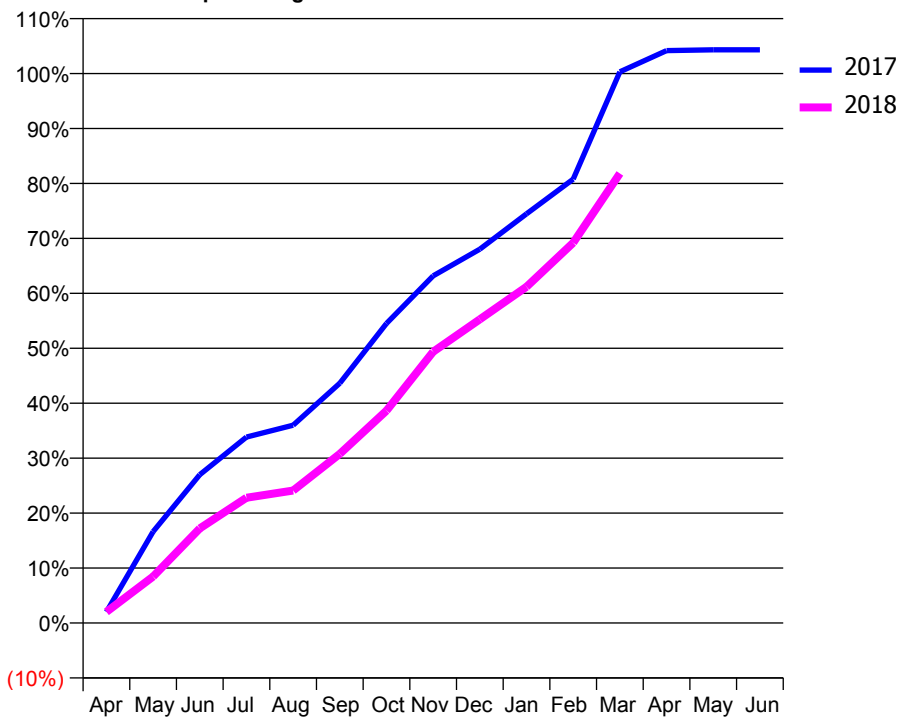
ACCESS*

Patients seen in 24 months	Total	Change since previous quarter
Quarter ending March 2017	777	
Quarter ending June 2017	740	↓
Quarter ending September 2017	738	→
Quarter ending December 2017	744	→
Quarter ending March 2018	755	→
Variance since March 2017	(2.8%)	↓



ACTIVITY

Cumulative percentage of contracted UDA delivered 2017 & 2018



Month	Adjusted Scheduled Activity (UDA)	
	2017	2018
April	33	33
May	271	138
June	440	280
July	551	371
August	586	392
September	711	501
October	887	629
November	1,028	804
December	1,108	900
January	1,212	996
February	1,315	1,127
March	1,633	1,332
April	1,696	
May	1,698	
June	1,698	

QUALITY

	Quantity	Base Number	Contract	AT	Region	England
% of FP17s for the same patient ID Re-attending within 3 months - Children	98	717	13.7%	11.0%	11.6%	11.9%
% of FP17s for the same patient ID Re-attending within 3 months - Adults	24	264	9.1%	14.6%	15.4%	16.0%
% of FP17s for the same patient ID Re-attending between 3 & 9 months - Children	342	717	47.7%	59.6%	59.4%	58.3%
% of FP17s for the same patient ID Re-attending between 3 & 9 months - Adults	91	264	34.5%	48.5%	51.3%	50.3%
% of FP17s for Band 1 Urgent Courses	55	808	6.8%	9.4%	8.0%	9.1%
% of FP17s Relating to Free Repair or Replacements	1	808	0.1%	0.8%	0.8%	0.8%
% of FP17s Relating to Continuations	12	808	1.5%	1.1%	1.0%	1.0%
% of Patients satisfied with the dentistry they have received	0	0	N/A	92.3%	91.7%	91.5%
% of Patients satisfied with the time they had to wait for an appointment	0	0	N/A	87.4%	88.3%	87.9%

* This is based on patients treated on this contract for their most recent course of treatment. Figures in italics indicate the base number of FP17s or Patient Questionnaire responses are less than 100. N/A is shown where the base number of responses is less than 10 during the period. % is calculated as Quantity/Base number*100

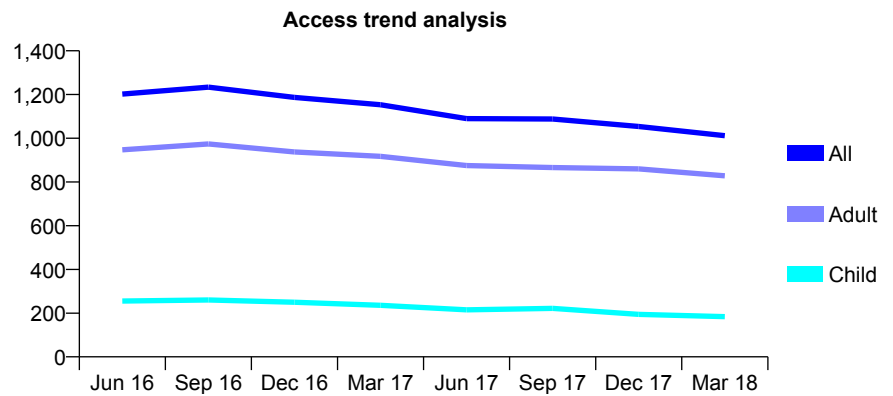
Q56 - Vital Signs At a Glance Contract Report for 740233/0001 - March 2018

Name or company name	MR ML CROWE
Contract type name	GDS Contract
Purpose of contract	General
Contract start date	01/04/2006
Contract end date	

17/18 Contracted general activity (UDA)	3,547
Carry forward general activity (UDA)	-9
17/18 Contracted orthodontic activity (UOA)	0
Carry forward orthodontic activity (UOA)	0
Baseline contract value	£88,947.74

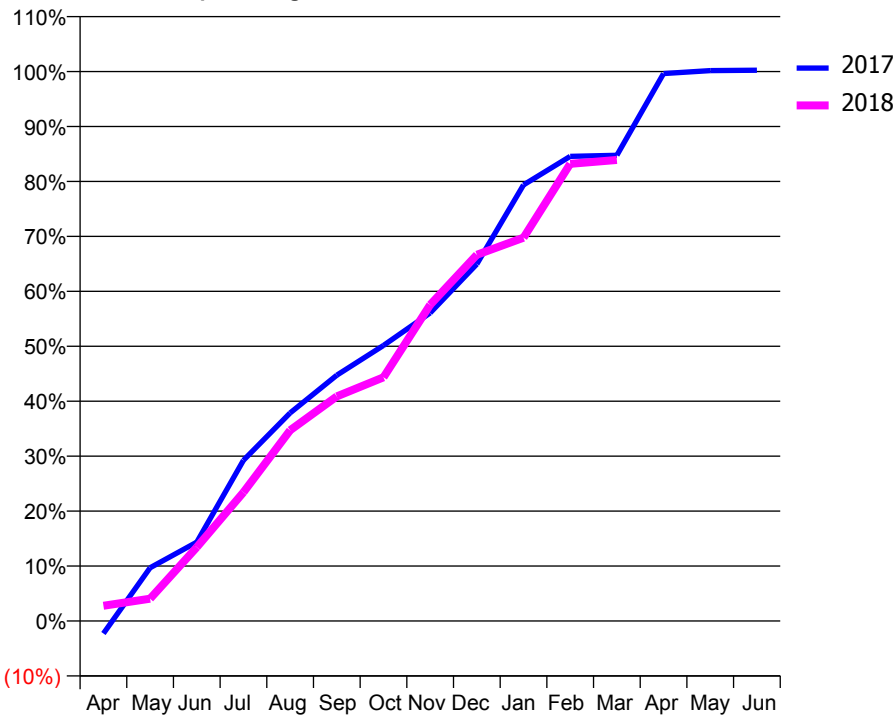
ACCESS*

Patients seen in 24 months	Total	Change since previous quarter
Quarter ending March 2017	1,153	
Quarter ending June 2017	1,090	↓
Quarter ending September 2017	1,088	→
Quarter ending December 2017	1,054	↓
Quarter ending March 2018	1,012	↓
Variance since March 2017	(12.2%)	↓



ACTIVITY

Cumulative percentage of contracted UDA delivered 2017 & 2018



Month	Adjusted Scheduled Activity (UDA)	
	2017	2018
April	-81	99
May	344	145
June	509	477
July	1,038	831
August	1,343	1,231
September	1,587	1,450
October	1,778	1,573
November	1,989	2,041
December	2,304	2,364
January	2,815	2,475
February	2,999	2,951
March	3,006	2,976
April	3,534	
May	3,553	
June	3,556	

QUALITY

	Quantity	Base Number	Contract	AT	Region	England
% of FP17s for the same patient ID Re-attending within 3 months - Children	9	205	4.4%	11.0%	11.6%	11.9%
% of FP17s for the same patient ID Re-attending within 3 months - Adults	49	743	6.6%	14.6%	15.4%	16.0%
% of FP17s for the same patient ID Re-attending between 3 & 9 months - Children	34	205	16.6%	59.6%	59.4%	58.3%
% of FP17s for the same patient ID Re-attending between 3 & 9 months - Adults	147	743	19.8%	48.5%	51.3%	50.3%
% of FP17s for Band 1 Urgent Courses	148	794	18.6%	9.4%	8.0%	9.1%
% of FP17s Relating to Free Repair or Replacements	1	794	0.1%	0.8%	0.8%	0.8%
% of FP17s Relating to Continuations	0	794	0.0%	1.1%	1.0%	1.0%
% of Patients satisfied with the dentistry they have received	3	3	N/A	92.3%	91.7%	91.5%
% of Patients satisfied with the time they had to wait for an appointment	3	3	N/A	87.4%	88.3%	87.9%

* This is based on patients treated on this contract for their most recent course of treatment. Figures in italics indicate the base number of FP17s or Patient Questionnaire responses are less than 100. N/A is shown where the base number of responses is less than 10 during the period. % is calculated as Quantity/Base number*100

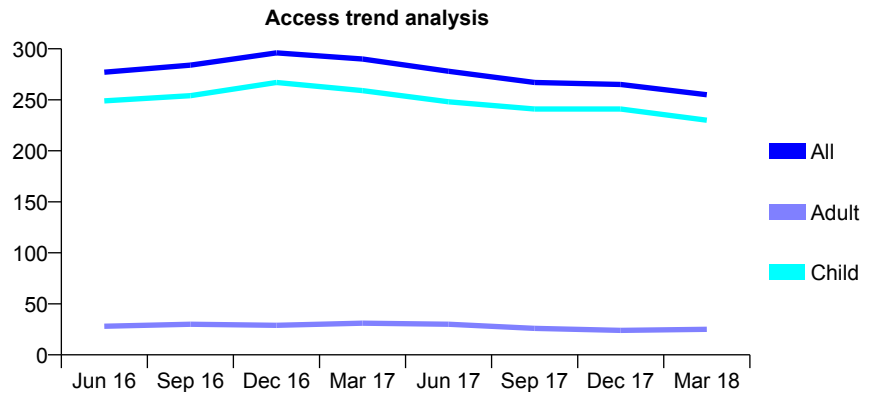
Q56 - Vital Signs At a Glance Contract Report for 740985/0001 - March 2018

Name or company name	MR B WILKINSON
Contract type name	GDS Contract
Purpose of contract	General
Contract start date	01/04/2006
Contract end date	

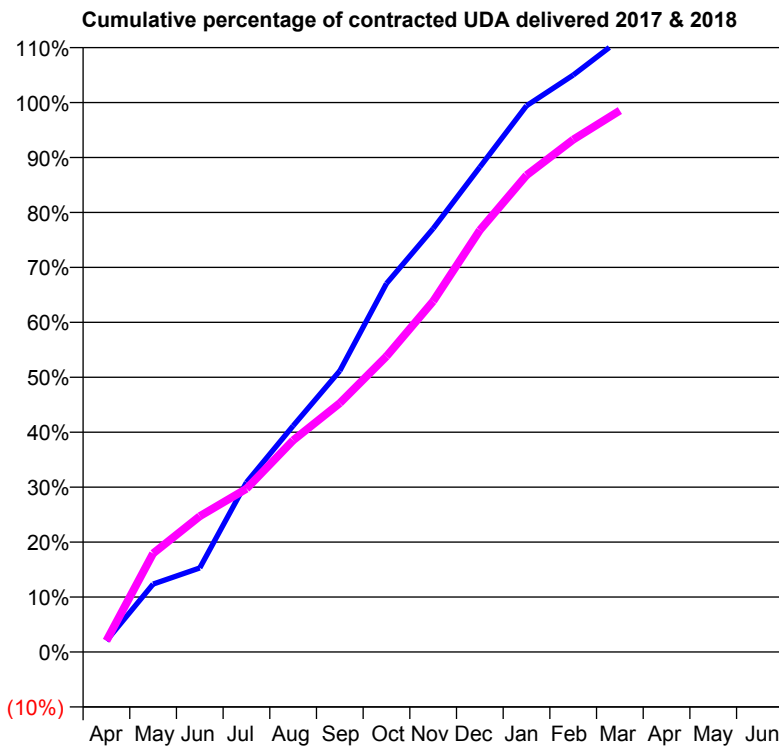
17/18 Contracted general activity (UDA)	340
Carry forward general activity (UDA)	-7
17/18 Contracted orthodontic activity (UOA)	0
Carry forward orthodontic activity (UOA)	0
Baseline contract value	£7,614.08

ACCESS*

Patients seen in 24 months	Total	Change since previous quarter
Quarter ending March 2017	290	
Quarter ending June 2017	278	↓
Quarter ending September 2017	267	↓
Quarter ending December 2017	265	→
Quarter ending March 2018	255	↓
Variance since March 2017	(12.1%)	↓



ACTIVITY



Month	Adjusted Scheduled Activity (UDA)	
	2017	2018
April	7	7
May	42	61
June	52	84
July	105	101
August	140	131
September	174	154
October	228	183
November	262	217
December	300	261
January	338	295
February	357	317
March	379	335
April	384	
May	402	
June	402	

QUALITY

	Quantity	Base Number	Contract	AT	Region	England
% of FP17s for the same patient ID Re-attending within 3 months - Children	16	314	5.1%	11.0%	11.6%	11.9%
% of FP17s for the same patient ID Re-attending within 3 months - Adults	1	9	11.1%	14.6%	15.4%	16.0%
% of FP17s for the same patient ID Re-attending between 3 & 9 months - Children	195	314	62.1%	59.6%	59.4%	58.3%
% of FP17s for the same patient ID Re-attending between 3 & 9 months - Adults	7	9	77.8%	48.5%	51.3%	50.3%
% of FP17s for Band 1 Urgent Courses	0	299	0.0%	9.4%	8.0%	9.1%
% of FP17s Relating to Free Repair or Replacements	0	299	0.0%	0.8%	0.8%	0.8%
% of FP17s Relating to Continuations	0	299	0.0%	1.1%	1.0%	1.0%
% of Patients satisfied with the dentistry they have received	0	0	N/A	92.3%	91.7%	91.5%
% of Patients satisfied with the time they had to wait for an appointment	0	0	N/A	87.4%	88.3%	87.9%

* This is based on patients treated on this contract for their most recent course of treatment. Figures in italics indicate the base number of FP17s or Patient Questionnaire responses are less than 100. N/A is shown where the base number of responses is less than 10 during the period. % is calculated as Quantity/Base number*100

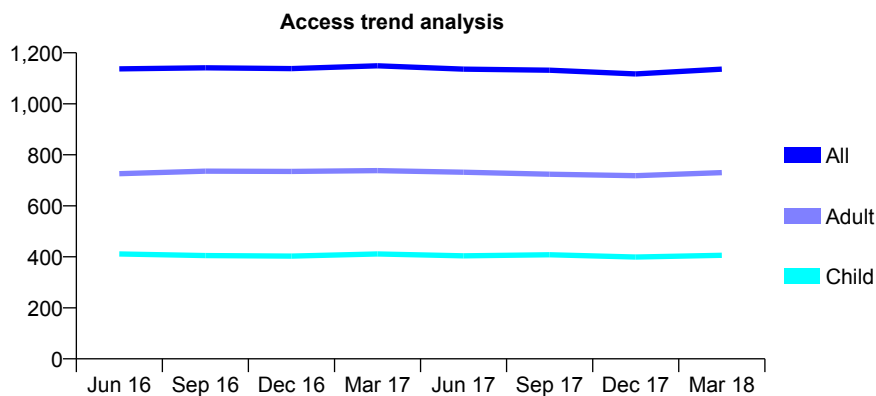
Q56 - Vital Signs At a Glance Contract Report for 741965/0001 - March 2018

Name or company name	Mr S Elphick and Mr V Patnam
Contract type name	GDS Contract
Purpose of contract	General
Contract start date	01/04/2006
Contract end date	

17/18 Contracted general activity (UDA)	3,000
Carry forward general activity (UDA)	33
17/18 Contracted orthodontic activity (UOA)	0
Carry forward orthodontic activity (UOA)	0
Baseline contract value	£68,747.31

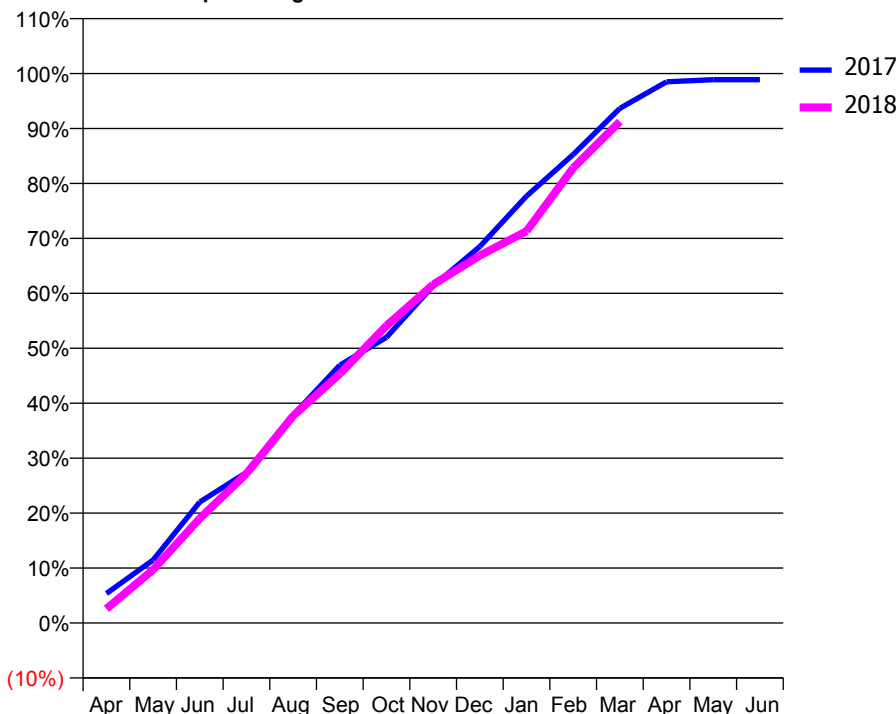
ACCESS*

Patients seen in 24 months	Total	Change since previous quarter
Quarter ending March 2017	1,149	
Quarter ending June 2017	1,136	↓
Quarter ending September 2017	1,132	→
Quarter ending December 2017	1,117	↓
Quarter ending March 2018	1,136	→
Variance since March 2017	(1.1%)	↓



ACTIVITY

Cumulative percentage of contracted UDA delivered 2017 & 2018



Adjusted Scheduled Activity (UDA)

Month	2017	2018
April	161	77
May	344	291
June	661	571
July	823	816
August	1,135	1,131
September	1,407	1,360
October	1,560	1,623
November	1,841	1,848
December	2,056	2,006
January	2,331	2,139
February	2,558	2,484
March	2,810	2,737
April	2,955	
May	2,967	
June	2,967	

QUALITY

	Quantity	Base Number	Contract	AT	Region	England
% of FP17s for the same patient ID Re-attending within 3 months - Children	43	623	6.9%	11.0%	11.6%	11.9%
% of FP17s for the same patient ID Re-attending within 3 months - Adults	152	1,107	13.7%	14.6%	15.4%	16.0%
% of FP17s for the same patient ID Re-attending between 3 & 9 months - Children	427	623	68.5%	59.6%	59.4%	58.3%
% of FP17s for the same patient ID Re-attending between 3 & 9 months - Adults	732	1,107	66.1%	48.5%	51.3%	50.3%
% of FP17s for Band 1 Urgent Courses	87	1,638	5.3%	9.4%	8.0%	9.1%
% of FP17s Relating to Free Repair or Replacements	0	1,638	0.0%	0.8%	0.8%	0.8%
% of FP17s Relating to Continuations	12	1,638	0.7%	1.1%	1.0%	1.0%
% of Patients satisfied with the dentistry they have received	0	0	N/A	92.3%	91.7%	91.5%
% of Patients satisfied with the time they had to wait for an appointment	0	0	N/A	87.4%	88.3%	87.9%

* This is based on patients treated on this contract for their most recent course of treatment. Figures in italics indicate the base number of FP17s or Patient Questionnaire responses are less than 100. N/A is shown where the base number of responses is less than 10 during the period. % is calculated as Quantity/Base number*100

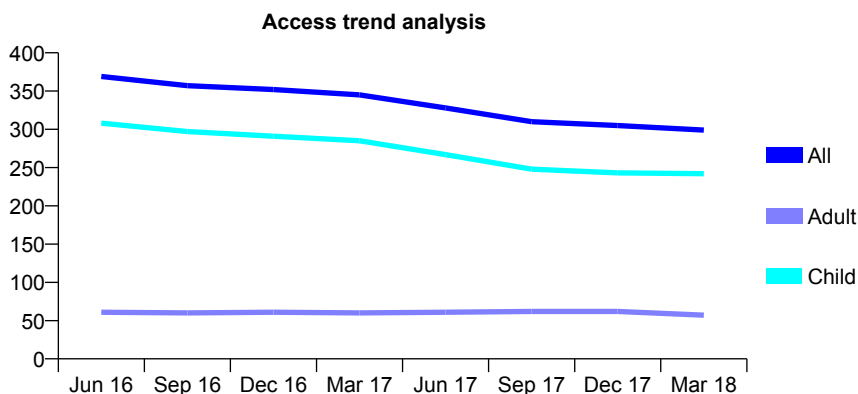
Q56 - Vital Signs At a Glance Contract Report for 749885/0001 - March 2018

Name or company name	MR CN TAYLOR
Contract type name	GDS Contract
Purpose of contract	General
Contract start date	01/04/2006
Contract end date	

17/18 Contracted general activity (UDA)	550
Carry forward general activity (UDA)	0
17/18 Contracted orthodontic activity (UOA)	0
Carry forward orthodontic activity (UOA)	0
Baseline contract value	£15,837.99

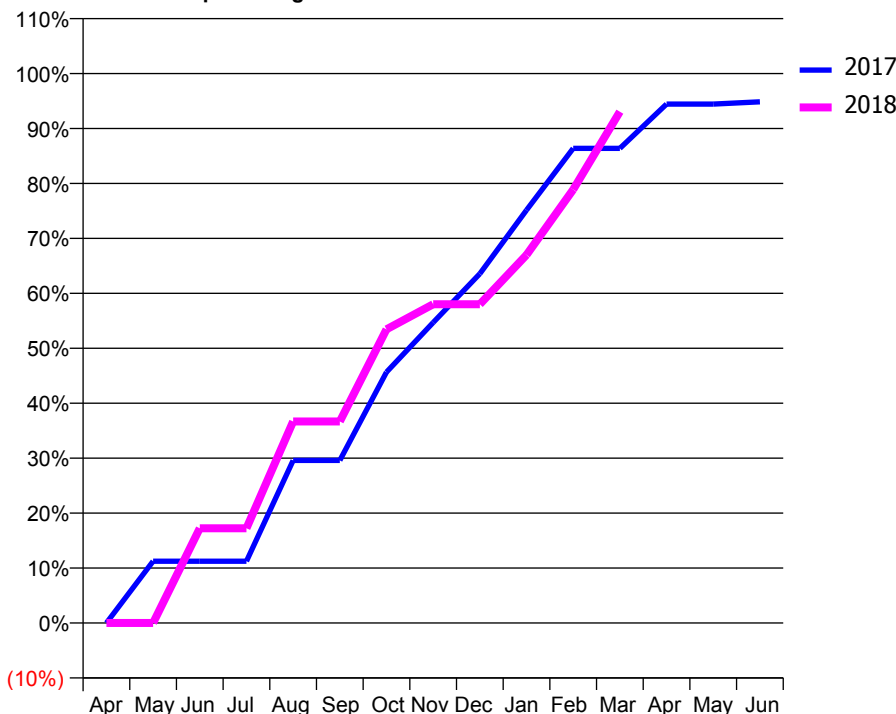
ACCESS*

Patients seen in 24 months	Total	Change since previous quarter
Quarter ending March 2017	345	
Quarter ending June 2017	328	↓
Quarter ending September 2017	310	↓
Quarter ending December 2017	305	↓
Quarter ending March 2018	299	↓
Variance since March 2017	(13.3%)	↓



ACTIVITY

Cumulative percentage of contracted UDA delivered 2017 & 2018



Month	Adjusted Scheduled Activity (UDA)	
	2017	2018
April	0	0
May	79	0
June	79	95
July	79	95
August	207	202
September	207	202
October	320	294
November	383	319
December	445	319
January	526	368
February	605	434
March	605	512
April	661	
May	661	
June	664	

QUALITY

	Quantity	Base Number	Contract	AT	Region	England
% of FP17s for the same patient ID Re-attending within 3 months - Children	25	501	5.0%	11.0%	11.6%	11.9%
% of FP17s for the same patient ID Re-attending within 3 months - Adults	0	40	0.0%	14.6%	15.4%	16.0%
% of FP17s for the same patient ID Re-attending between 3 & 9 months - Children	403	501	80.4%	59.6%	59.4%	58.3%
% of FP17s for the same patient ID Re-attending between 3 & 9 months - Adults	33	40	82.5%	48.5%	51.3%	50.3%
% of FP17s for Band 1 Urgent Courses	10	494	2.0%	9.4%	8.0%	9.1%
% of FP17s Relating to Free Repair or Replacements	0	494	0.0%	0.8%	0.8%	0.8%
% of FP17s Relating to Continuations	0	494	0.0%	1.1%	1.0%	1.0%
% of Patients satisfied with the dentistry they have received	0	0	N/A	92.3%	91.7%	91.5%
% of Patients satisfied with the time they had to wait for an appointment	0	0	N/A	87.4%	88.3%	87.9%

* This is based on patients treated on this contract for their most recent course of treatment. Figures in italics indicate the base number of FP17s or Patient Questionnaire responses are less than 100. N/A is shown where the base number of responses is less than 10 during the period. % is calculated as Quantity/Base number*100

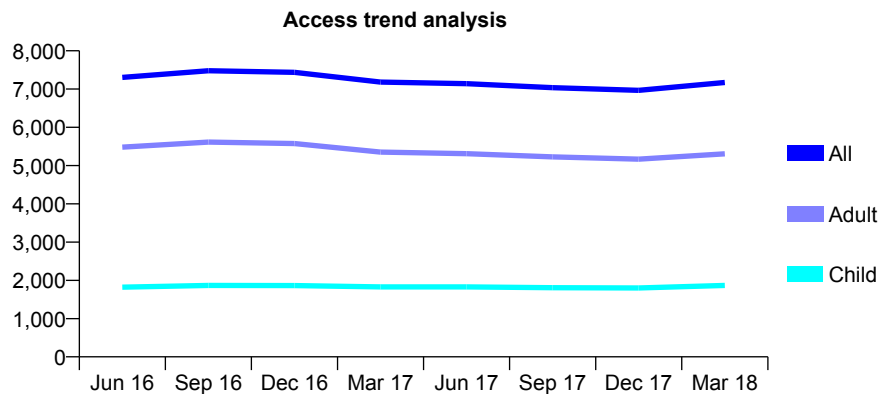
Q56 - Vital Signs At a Glance Contract Report for 754609/0001 - March 2018

Name or company name	MISS M DE VOS
Contract type name	GDS Contract
Purpose of contract	General
Contract start date	01/04/2006
Contract end date	

17/18 Contracted general activity (UDA)	18,640
Carry forward general activity (UDA)	55
17/18 Contracted orthodontic activity (UOA)	0
Carry forward orthodontic activity (UOA)	0
Baseline contract value	£505,478.02

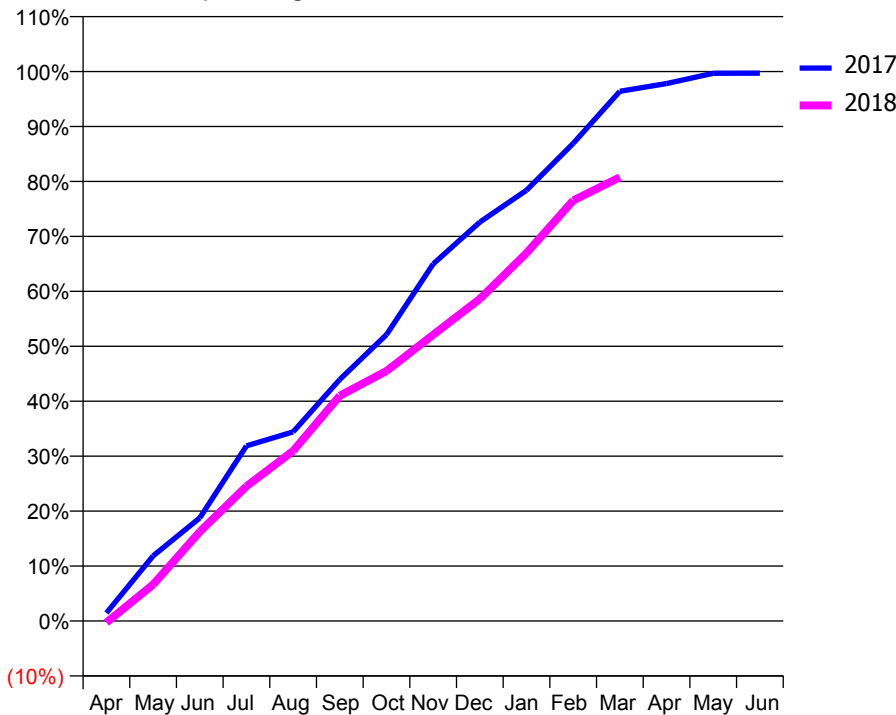
ACCESS*

Patients seen in 24 months	Total	Change since previous quarter
Quarter ending March 2017	7,182	
Quarter ending June 2017	7,140	→
Quarter ending September 2017	7,037	↓
Quarter ending December 2017	6,968	→
Quarter ending March 2018	7,173	↑
Variance since March 2017	(0.1%)	→



ACTIVITY

Cumulative percentage of contracted UDA delivered 2017 & 2018



Month	Adjusted Scheduled Activity (UDA)	
	2017	2018
April	274	-55
May	2,209	1,238
June	3,501	3,029
July	5,940	4,572
August	6,417	5,771
September	8,192	7,641
October	9,712	8,480
November	12,113	9,708
December	13,534	10,927
January	14,614	12,484
February	16,200	14,265
March	17,969	15,051
April	18,230	
May	18,581	
June	18,585	

QUALITY

	Quantity	Base Number	Contract	AT	Region	England
% of FP17s for the same patient ID Re-attending within 3 months - Children	154	2,757	5.6%	11.0%	11.6%	11.9%
% of FP17s for the same patient ID Re-attending within 3 months - Adults	911	6,939	13.1%	14.6%	15.4%	16.0%
% of FP17s for the same patient ID Re-attending between 3 & 9 months - Children	1,869	2,757	67.8%	59.6%	59.4%	58.3%
% of FP17s for the same patient ID Re-attending between 3 & 9 months - Adults	3,425	6,939	49.4%	48.5%	51.3%	50.3%
% of FP17s for Band 1 Urgent Courses	847	8,906	9.5%	9.4%	8.0%	9.1%
% of FP17s Relating to Free Repair or Replacements	74	8,906	0.8%	0.8%	0.8%	0.8%
% of FP17s Relating to Continuations	10	8,906	0.1%	1.1%	1.0%	1.0%
% of Patients satisfied with the dentistry they have received	4	4	N/A	92.3%	91.7%	91.5%
% of Patients satisfied with the time they had to wait for an appointment	3	4	N/A	87.4%	88.3%	87.9%

* This is based on patients treated on this contract for their most recent course of treatment. Figures in italics indicate the base number of FP17s or Patient Questionnaire responses are less than 100. N/A is shown where the base number of responses is less than 10 during the period. % is calculated as Quantity/Base number*100

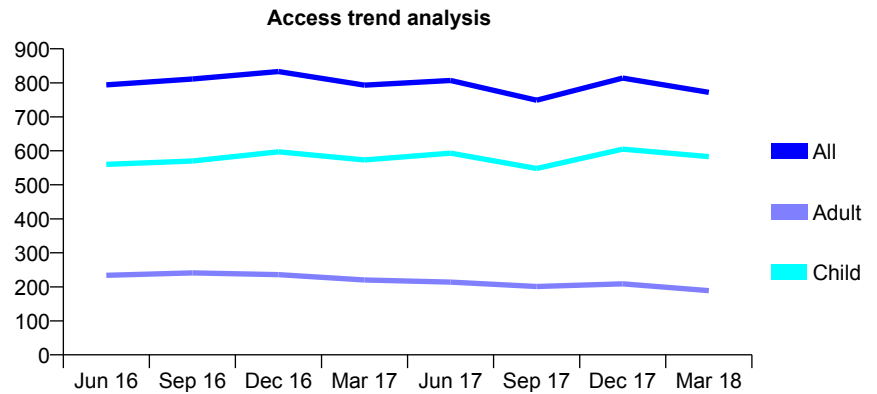
Q56 - Vital Signs At a Glance Contract Report for 761249/0001 - March 2018

Name or company name	MISS H NGUYEN
Contract type name	GDS Contract
Purpose of contract	General
Contract start date	01/04/2006
Contract end date	

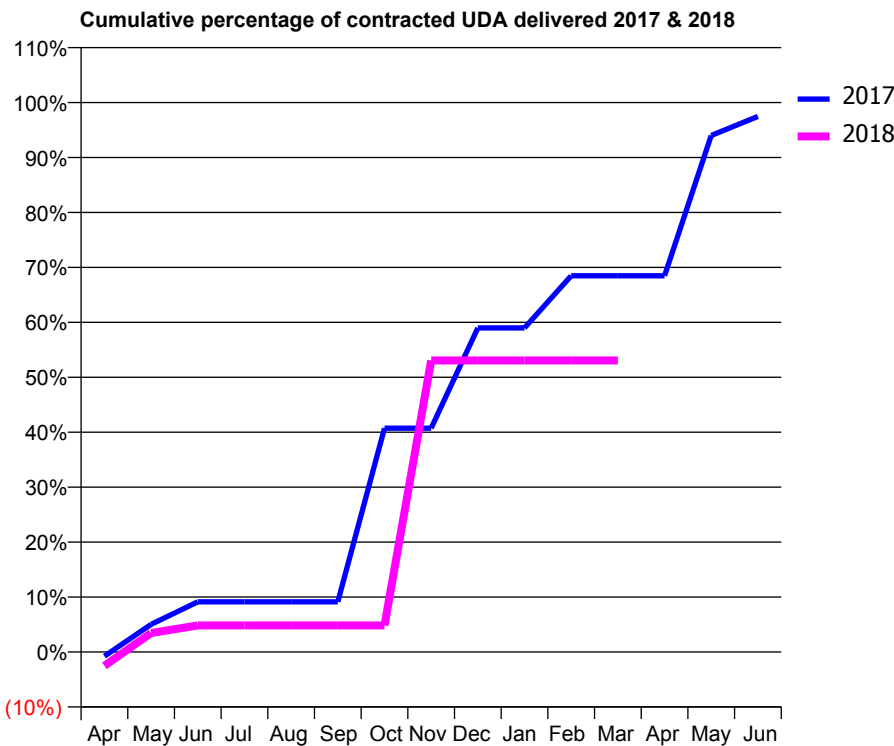
17/18 Contracted general activity (UDA)	2,042
Carry forward general activity (UDA)	52
17/18 Contracted orthodontic activity (UOA)	0
Carry forward orthodontic activity (UOA)	0
Baseline contract value	£82,152.52

ACCESS*

Patients seen in 24 months	Total	Change since previous quarter
Quarter ending March 2017	793	
Quarter ending June 2017	807	→
Quarter ending September 2017	749	↓
Quarter ending December 2017	814	↑
Quarter ending March 2018	772	↓
Variance since March 2017	(2.6%)	↓



ACTIVITY



Month	Adjusted Scheduled Activity (UDA)	
	2017	2018
April	-16	-52
May	103	71
June	187	99
July	187	99
August	187	99
September	187	99
October	832	99
November	832	1,083
December	1,205	1,083
January	1,205	1,083
February	1,398	1,083
March	1,398	1,083
April	1,398	
May	1,919	
June	1,990	

QUALITY

	Quantity	Base Number	Contract	AT	Region	England
% of FP17s for the same patient ID Re-attending within 3 months - Children	77	796	9.7%	11.0%	11.6%	11.9%
% of FP17s for the same patient ID Re-attending within 3 months - Adults	47	202	23.3%	14.6%	15.4%	16.0%
% of FP17s for the same patient ID Re-attending between 3 & 9 months - Children	453	796	56.9%	59.6%	59.4%	58.3%
% of FP17s for the same patient ID Re-attending between 3 & 9 months - Adults	111	202	55.0%	48.5%	51.3%	50.3%
% of FP17s for Band 1 Urgent Courses	24	700	3.4%	9.4%	8.0%	9.1%
% of FP17s Relating to Free Repair or Replacements	0	700	0.0%	0.8%	0.8%	0.8%
% of FP17s Relating to Continuations	1	700	0.1%	1.1%	1.0%	1.0%
% of Patients satisfied with the dentistry they have received	0	0	N/A	92.3%	91.7%	91.5%
% of Patients satisfied with the time they had to wait for an appointment	0	0	N/A	87.4%	88.3%	87.9%

* This is based on patients treated on this contract for their most recent course of treatment. Figures in italics indicate the base number of FP17s or Patient Questionnaire responses are less than 100. N/A is shown where the base number of responses is less than 10 during the period. % is calculated as Quantity/Base number*100

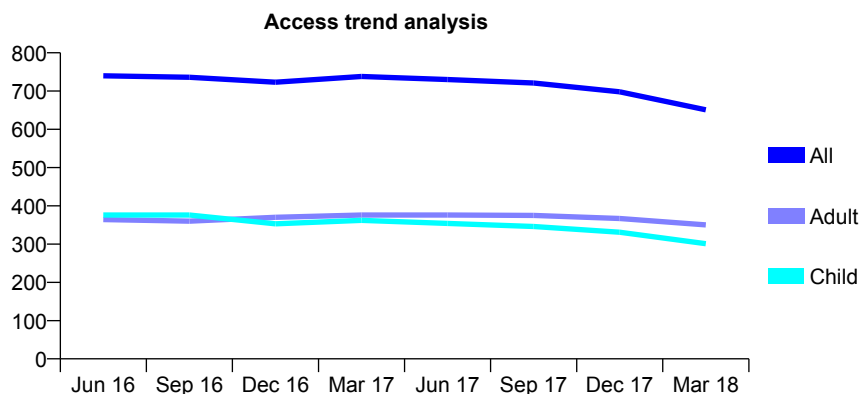
Q56 - Vital Signs At a Glance Contract Report for 762296/0001 - March 2018

Name or company name	MR BC TOCCA
Contract type name	GDS Contract
Purpose of contract	General
Contract start date	01/05/2007
Contract end date	

17/18 Contracted general activity (UDA)	2,102
Carry forward general activity (UDA)	-14
17/18 Contracted orthodontic activity (UOA)	0
Carry forward orthodontic activity (UOA)	0
Baseline contract value	£45,454.49

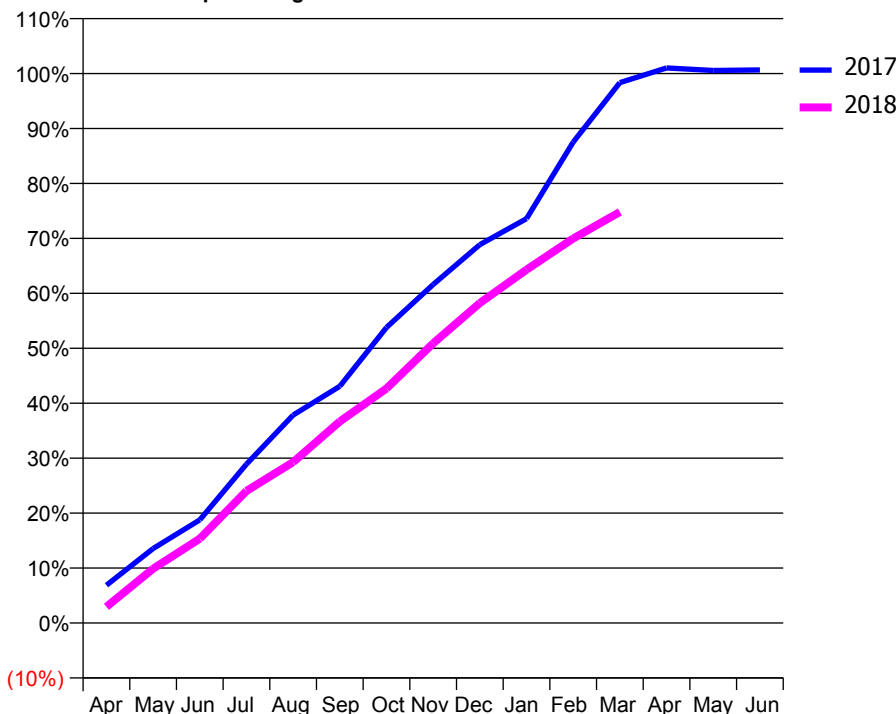
ACCESS*

Patients seen in 24 months	Total	Change since previous quarter
Quarter ending March 2017	738	
Quarter ending June 2017	730	↓
Quarter ending September 2017	721	↓
Quarter ending December 2017	698	↓
Quarter ending March 2018	651	↓
Variance since March 2017	(11.8%)	↓



ACTIVITY

Cumulative percentage of contracted UDA delivered 2017 & 2018



Month	Adjusted Scheduled Activity (UDA)	
	2017	2018
April	145	62
May	285	208
June	394	322
July	608	505
August	795	615
September	906	771
October	1,130	897
November	1,295	1,070
December	1,447	1,224
January	1,547	1,352
February	1,840	1,471
March	2,067	1,573
April	2,123	
May	2,114	
June	2,116	

QUALITY

	Quantity	Base Number	Contract	AT	Region	England
% of FP17s for the same patient ID Re-attending within 3 months - Children	39	475	8.2%	11.0%	11.6%	11.9%
% of FP17s for the same patient ID Re-attending within 3 months - Adults	85	451	18.8%	14.6%	15.4%	16.0%
% of FP17s for the same patient ID Re-attending between 3 & 9 months - Children	349	475	73.5%	59.6%	59.4%	58.3%
% of FP17s for the same patient ID Re-attending between 3 & 9 months - Adults	236	451	52.3%	48.5%	51.3%	50.3%
% of FP17s for Band 1 Urgent Courses	108	893	12.1%	9.4%	8.0%	9.1%
% of FP17s Relating to Free Repair or Replacements	0	893	0.0%	0.8%	0.8%	0.8%
% of FP17s Relating to Continuations	3	893	0.3%	1.1%	1.0%	1.0%
% of Patients satisfied with the dentistry they have received	0	0	N/A	92.3%	91.7%	91.5%
% of Patients satisfied with the time they had to wait for an appointment	0	0	N/A	87.4%	88.3%	87.9%

* This is based on patients treated on this contract for their most recent course of treatment. Figures in italics indicate the base number of FP17s or Patient Questionnaire responses are less than 100. N/A is shown where the base number of responses is less than 10 during the period. % is calculated as Quantity/Base number*100

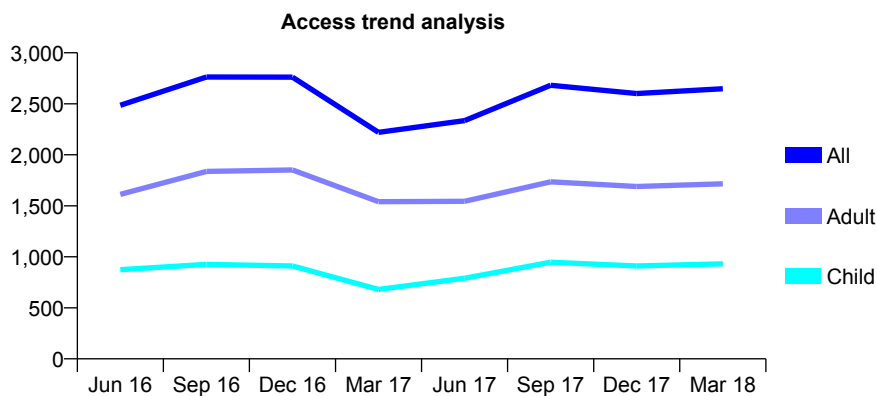
Q56 - Vital Signs At a Glance Contract Report for 763438/0002 - March 2018

Name or company name	MR M SALEEM
Contract type name	GDS Contract
Purpose of contract	General
Contract start date	01/04/2006
Contract end date	

17/18 Contracted general activity (UDA)	7,305
Carry forward general activity (UDA)	29
17/18 Contracted orthodontic activity (UOA)	0
Carry forward orthodontic activity (UOA)	0
Baseline contract value	£179,202.33

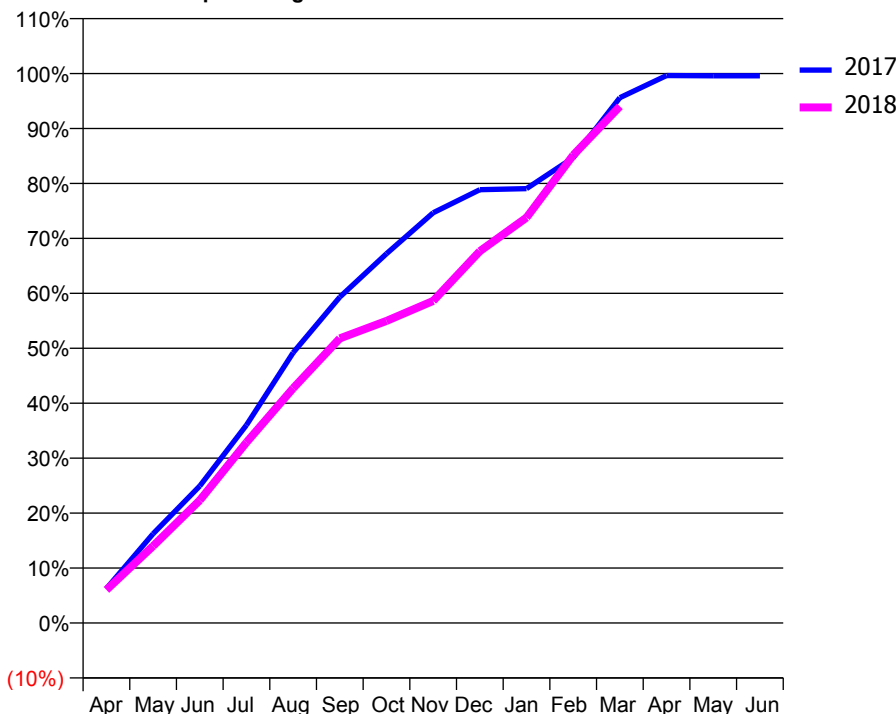
ACCESS*

Patients seen in 24 months	Total	Change since previous quarter
Quarter ending March 2017	2,220	
Quarter ending June 2017	2,335	↑
Quarter ending September 2017	2,682	↑
Quarter ending December 2017	2,601	↓
Quarter ending March 2018	2,648	→
Variance since March 2017	19.3%	↑



ACTIVITY

Cumulative percentage of contracted UDA delivered 2017 & 2018



Month	Adjusted Scheduled Activity (UDA)	
	2017	2018
April	428	440
May	1,106	1,023
June	1,697	1,631
July	2,451	2,401
August	3,348	3,121
September	4,036	3,784
October	4,573	4,017
November	5,080	4,282
December	5,366	4,943
January	5,379	5,390
February	5,762	6,220
March	6,505	6,868
April	6,780	
May	6,776	
June	6,776	

QUALITY

	Quantity	Base Number	Contract	AT	Region	England
% of FP17s for the same patient ID Re-attending within 3 months - Children	71	1,641	4.3%	11.0%	11.6%	11.9%
% of FP17s for the same patient ID Re-attending within 3 months - Adults	219	2,764	7.9%	14.6%	15.4%	16.0%
% of FP17s for the same patient ID Re-attending between 3 & 9 months - Children	681	1,641	41.5%	59.6%	59.4%	58.3%
% of FP17s for the same patient ID Re-attending between 3 & 9 months - Adults	1,030	2,764	37.3%	48.5%	51.3%	50.3%
% of FP17s for Band 1 Urgent Courses	227	4,252	5.3%	9.4%	8.0%	9.1%
% of FP17s Relating to Free Repair or Replacements	32	4,252	0.8%	0.8%	0.8%	0.8%
% of FP17s Relating to Continuations	9	4,252	0.2%	1.1%	1.0%	1.0%
% of Patients satisfied with the dentistry they have received	3	3	N/A	92.3%	91.7%	91.5%
% of Patients satisfied with the time they had to wait for an appointment	2	3	N/A	87.4%	88.3%	87.9%

* This is based on patients treated on this contract for their most recent course of treatment. Figures in italics indicate the base number of FP17s or Patient Questionnaire responses are less than 100. N/A is shown where the base number of responses is less than 10 during the period. % is calculated as Quantity/Base number*100

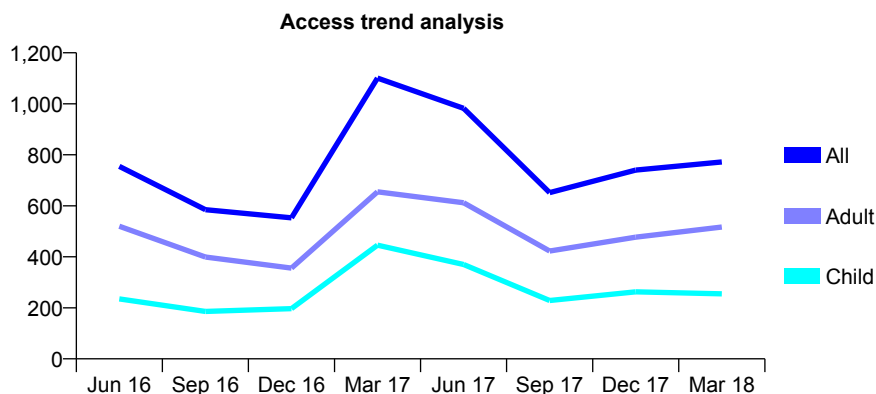
Q56 - Vital Signs At a Glance Contract Report for 763438/0003 - March 2018

Name or company name	MR M SALEEM
Contract type name	GDS Contract
Purpose of contract	General
Contract start date	01/04/2008
Contract end date	

17/18 Contracted general activity (UDA)	3,000
Carry forward general activity (UDA)	-1
17/18 Contracted orthodontic activity (UOA)	0
Carry forward orthodontic activity (UOA)	0
Baseline contract value	£75,556.99

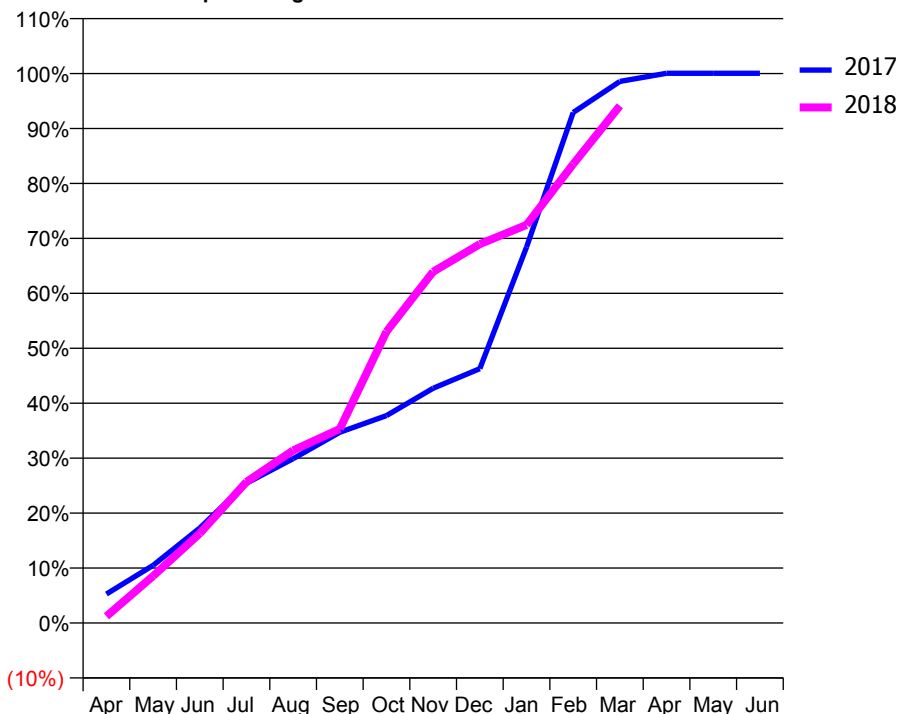
ACCESS*

Patients seen in 24 months	Total	Change since previous quarter
Quarter ending March 2017	1,101	
Quarter ending June 2017	982	↓
Quarter ending September 2017	652	↓
Quarter ending December 2017	740	↑
Quarter ending March 2018	772	↑
Variance since March 2017	(29.9%)	↓



ACTIVITY

Cumulative percentage of contracted UDA delivered 2017 & 2018



Month	Adjusted Scheduled Activity (UDA)	
	2017	2018
April	158	37
May	315	257
June	518	489
July	764	771
August	897	943
September	1,041	1,059
October	1,133	1,591
November	1,282	1,918
December	1,389	2,069
January	2,052	2,174
February	2,787	2,506
March	2,957	2,824
April	3,001	
May	3,001	
June	3,001	

QUALITY

	Quantity	Base Number	Contract	AT	Region	England
% of FP17s for the same patient ID Re-attending within 3 months - Children	44	438	10.0%	11.0%	11.6%	11.9%
% of FP17s for the same patient ID Re-attending within 3 months - Adults	77	824	9.3%	14.6%	15.4%	16.0%
% of FP17s for the same patient ID Re-attending between 3 & 9 months - Children	64	438	14.6%	59.6%	59.4%	58.3%
% of FP17s for the same patient ID Re-attending between 3 & 9 months - Adults	102	824	12.4%	48.5%	51.3%	50.3%
% of FP17s for Band 1 Urgent Courses	118	1,230	9.6%	9.4%	8.0%	9.1%
% of FP17s Relating to Free Repair or Replacements	10	1,230	0.8%	0.8%	0.8%	0.8%
% of FP17s Relating to Continuations	4	1,230	0.3%	1.1%	1.0%	1.0%
% of Patients satisfied with the dentistry they have received	4	4	N/A	92.3%	91.7%	91.5%
% of Patients satisfied with the time they had to wait for an appointment	3	4	N/A	87.4%	88.3%	87.9%

* This is based on patients treated on this contract for their most recent course of treatment. Figures in italics indicate the base number of FP17s or Patient Questionnaire responses are less than 100. N/A is shown where the base number of responses is less than 10 during the period. % is calculated as Quantity/Base number*100

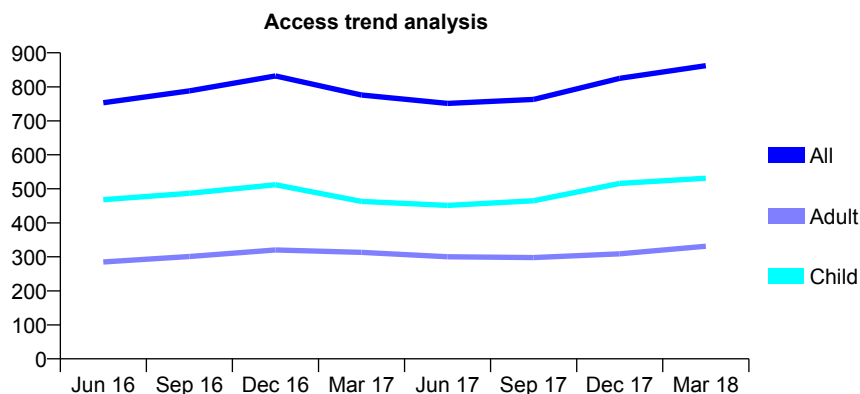
Q56 - Vital Signs At a Glance Contract Report for 767123/0001 - March 2018

Name or company name	MISS Z WIESE
Contract type name	GDS Contract
Purpose of contract	General
Contract start date	01/04/2006
Contract end date	

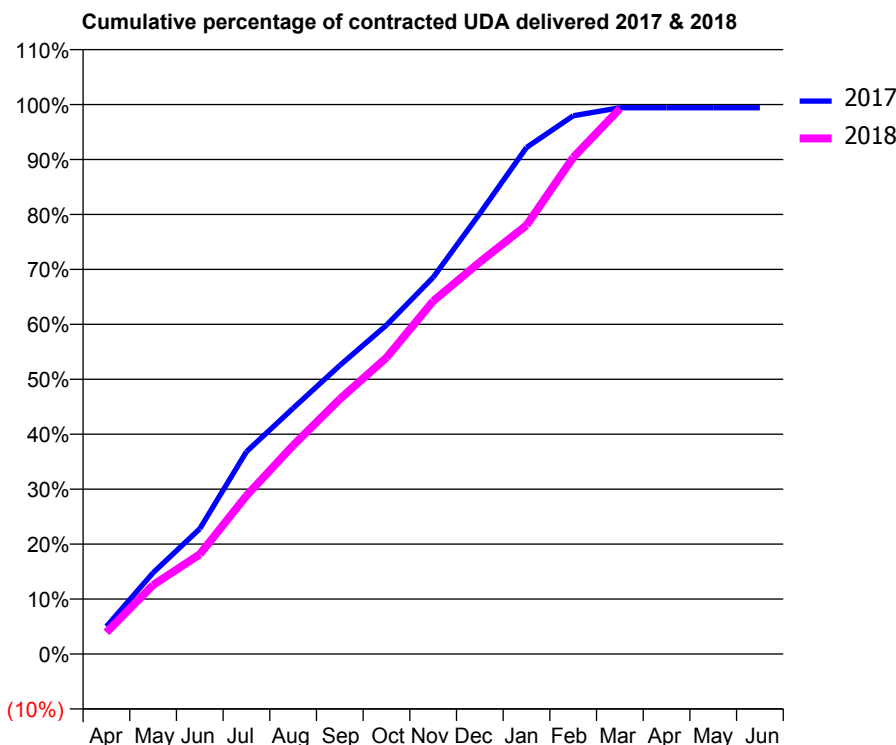
17/18 Contracted general activity (UDA)	2,160
Carry forward general activity (UDA)	13
17/18 Contracted orthodontic activity (UOA)	0
Carry forward orthodontic activity (UOA)	0
Baseline contract value	£83,238.76

ACCESS*

Patients seen in 24 months	Total	Change since previous quarter
Quarter ending March 2017	776	
Quarter ending June 2017	751	↓
Quarter ending September 2017	763	→
Quarter ending December 2017	825	↑
Quarter ending March 2018	862	↑
Variance since March 2017	11.1%	↑



ACTIVITY



Month	Adjusted Scheduled Activity (UDA)	
	2017	2018
April	108	85
May	319	271
June	492	392
July	795	622
August	966	820
September	1,134	1,002
October	1,293	1,165
November	1,481	1,387
December	1,732	1,541
January	1,991	1,685
February	2,116	1,952
March	2,147	2,144
April	2,147	
May	2,147	
June	2,147	

QUALITY

	Quantity	Base Number	Contract	AT	Region	England
% of FP17s for the same patient ID Re-attending within 3 months - Children	37	724	5.1%	11.0%	11.6%	11.9%
% of FP17s for the same patient ID Re-attending within 3 months - Adults	50	305	16.4%	14.6%	15.4%	16.0%
% of FP17s for the same patient ID Re-attending between 3 & 9 months - Children	301	724	41.6%	59.6%	59.4%	58.3%
% of FP17s for the same patient ID Re-attending between 3 & 9 months - Adults	99	305	32.5%	48.5%	51.3%	50.3%
% of FP17s for Band 1 Urgent Courses	43	1,023	4.2%	9.4%	8.0%	9.1%
% of FP17s Relating to Free Repair or Replacements	0	1,023	0.0%	0.8%	0.8%	0.8%
% of FP17s Relating to Continuations	1	1,023	0.1%	1.1%	1.0%	1.0%
% of Patients satisfied with the dentistry they have received	1	1	N/A	92.3%	91.7%	91.5%
% of Patients satisfied with the time they had to wait for an appointment	1	1	N/A	87.4%	88.3%	87.9%

* This is based on patients treated on this contract for their most recent course of treatment. Figures in italics indicate the base number of FP17s or Patient Questionnaire responses are less than 100. N/A is shown where the base number of responses is less than 10 during the period. % is calculated as Quantity/Base number*100

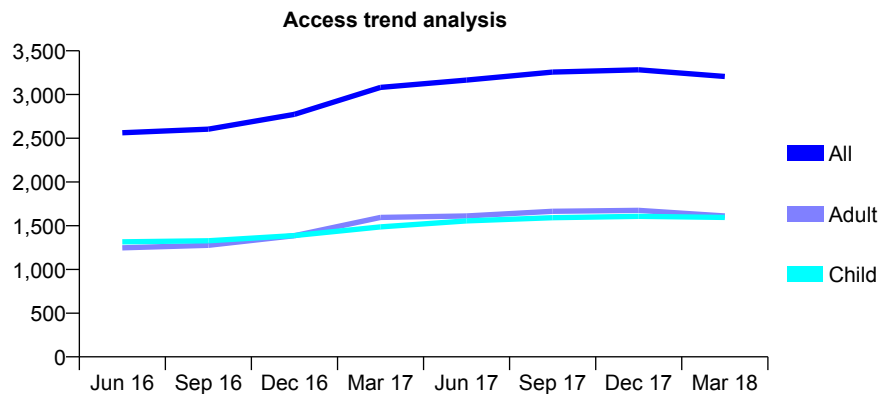
Q56 - Vital Signs At a Glance Contract Report for 767123/0002 - March 2018

Name or company name	MISS Z WIESE
Contract type name	GDS Contract
Purpose of contract	General
Contract start date	01/04/2006
Contract end date	

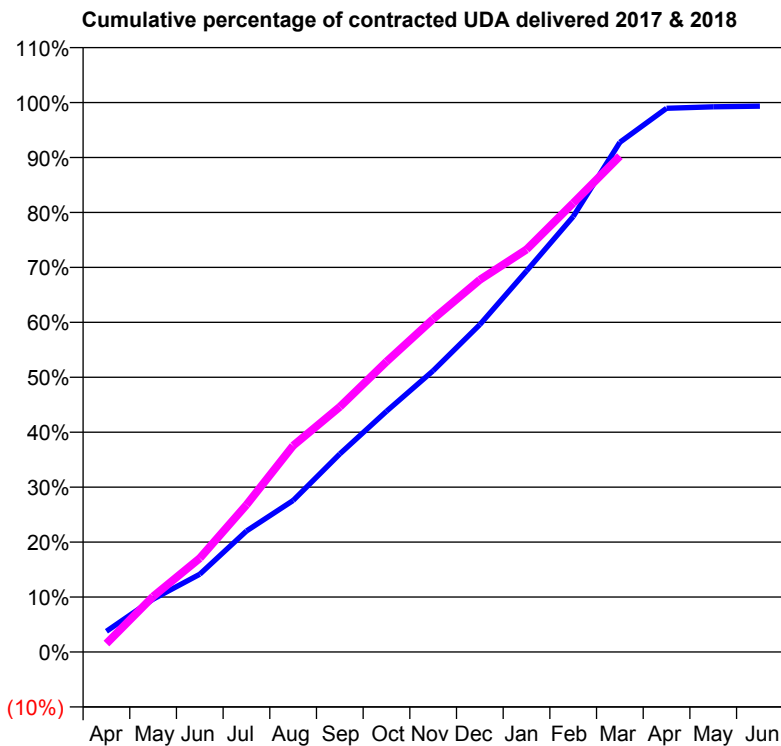
17/18 Contracted general activity (UDA)	7,400
Carry forward general activity (UDA)	49
17/18 Contracted orthodontic activity (UOA)	0
Carry forward orthodontic activity (UOA)	0
Baseline contract value	£198,831.87

ACCESS*

Patients seen in 24 months	Total	Change since previous quarter
Quarter ending March 2017	3,081	
Quarter ending June 2017	3,166	↑
Quarter ending September 2017	3,256	↑
Quarter ending December 2017	3,282	→
Quarter ending March 2018	3,206	↓
Variance since March 2017	4.1%	↑



ACTIVITY



Month	Adjusted Scheduled Activity (UDA)	
	2017	2018
April	280	114
May	712	748
June	1,047	1,263
July	1,630	1,981
August	2,040	2,778
September	2,667	3,301
October	3,242	3,910
November	3,789	4,485
December	4,409	5,012
January	5,131	5,421
February	5,864	6,046
March	6,865	6,678
April	7,323	
May	7,342	
June	7,351	

QUALITY

	Quantity	Base Number	Contract	AT	Region	England
% of FP17s for the same patient ID Re-attending within 3 months - Children	88	2,094	4.2%	11.0%	11.6%	11.9%
% of FP17s for the same patient ID Re-attending within 3 months - Adults	262	1,568	16.7%	14.6%	15.4%	16.0%
% of FP17s for the same patient ID Re-attending between 3 & 9 months - Children	1,039	2,094	49.6%	59.6%	59.4%	58.3%
% of FP17s for the same patient ID Re-attending between 3 & 9 months - Adults	623	1,568	39.7%	48.5%	51.3%	50.3%
% of FP17s for Band 1 Urgent Courses	277	3,403	8.1%	9.4%	8.0%	9.1%
% of FP17s Relating to Free Repair or Replacements	0	3,403	0.0%	0.8%	0.8%	0.8%
% of FP17s Relating to Continuations	1	3,403	0.0%	1.1%	1.0%	1.0%
% of Patients satisfied with the dentistry they have received	0	0	N/A	92.3%	91.7%	91.5%
% of Patients satisfied with the time they had to wait for an appointment	0	0	N/A	87.4%	88.3%	87.9%

* This is based on patients treated on this contract for their most recent course of treatment. Figures in italics indicate the base number of FP17s or Patient Questionnaire responses are less than 100. N/A is shown where the base number of responses is less than 10 during the period. % is calculated as Quantity/Base number*100

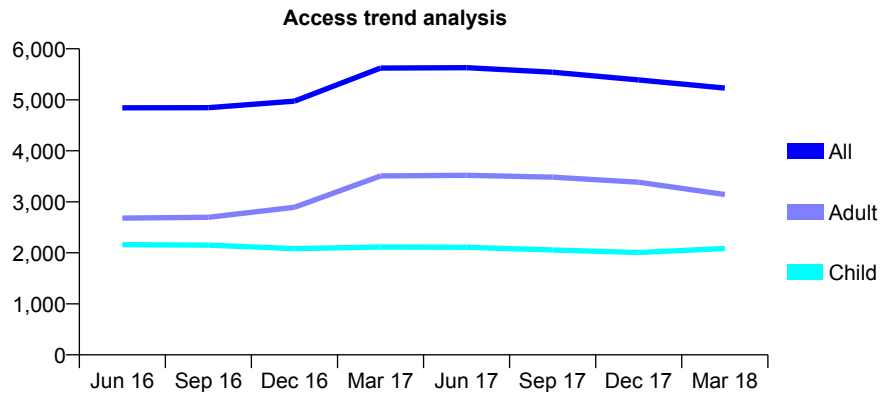
Q56 - Vital Signs At a Glance Contract Report for 767123/0003 - March 2018

Name or company name	MISS Z WIESE
Contract type name	GDS Contract
Purpose of contract	General
Contract start date	01/10/2007
Contract end date	

17/18 Contracted general activity (UDA)	13,400
Carry forward general activity (UDA)	0
17/18 Contracted orthodontic activity (UOA)	0
Carry forward orthodontic activity (UOA)	0
Baseline contract value	£385,321.05

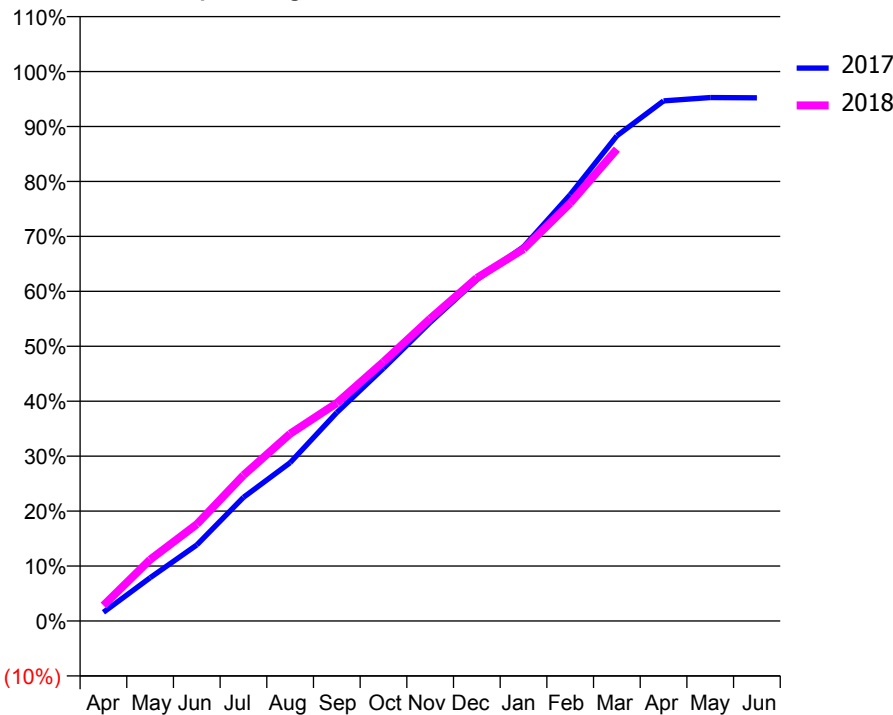
ACCESS*

Patients seen in 24 months	Total	Change since previous quarter
Quarter ending March 2017	5,621	
Quarter ending June 2017	5,629	→
Quarter ending September 2017	5,540	↓
Quarter ending December 2017	5,390	↓
Quarter ending March 2018	5,229	↓
Variance since March 2017	(7.0%)	↓



ACTIVITY

Cumulative percentage of contracted UDA delivered 2017 & 2018



Month	Adjusted Scheduled Activity (UDA)	
	2017	2018
April	212	378
May	1,056	1,497
June	1,857	2,360
July	3,017	3,556
August	3,861	4,569
September	5,084	5,316
October	6,165	6,319
November	7,283	7,375
December	8,324	8,365
January	9,125	9,072
February	10,399	10,190
March	11,830	11,507
April	12,684	
May	12,764	
June	12,759	

QUALITY

	Quantity	Base Number	Contract	AT	Region	England
% of FP17s for the same patient ID Re-attending within 3 months - Children	239	3,095	7.7%	11.0%	11.6%	11.9%
% of FP17s for the same patient ID Re-attending within 3 months - Adults	479	2,852	16.8%	14.6%	15.4%	16.0%
% of FP17s for the same patient ID Re-attending between 3 & 9 months - Children	1,733	3,095	56.0%	59.6%	59.4%	58.3%
% of FP17s for the same patient ID Re-attending between 3 & 9 months - Adults	1,237	2,852	43.4%	48.5%	51.3%	50.3%
% of FP17s for Band 1 Urgent Courses	451	5,438	8.3%	9.4%	8.0%	9.1%
% of FP17s Relating to Free Repair or Replacements	1	5,438	0.0%	0.8%	0.8%	0.8%
% of FP17s Relating to Continuations	7	5,438	0.1%	1.1%	1.0%	1.0%
% of Patients satisfied with the dentistry they have received	8	8	N/A	92.3%	91.7%	91.5%
% of Patients satisfied with the time they had to wait for an appointment	7	8	N/A	87.4%	88.3%	87.9%

* This is based on patients treated on this contract for their most recent course of treatment. Figures in italics indicate the base number of FP17s or Patient Questionnaire responses are less than 100. N/A is shown where the base number of responses is less than 10 during the period. % is calculated as Quantity/Base number*100

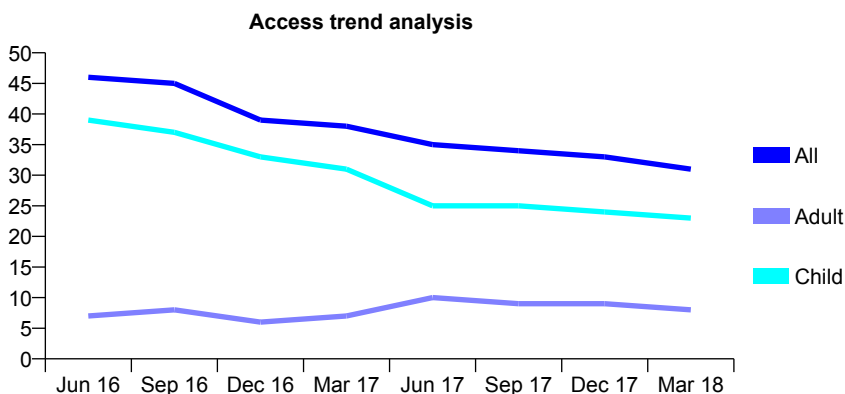
Q56 - Vital Signs At a Glance Contract Report for 768316/0001 - March 2018

Name or company name	MR A MOBLI
Contract type name	GDS Contract
Purpose of contract	General
Contract start date	01/04/2006
Contract end date	

17/18 Contracted general activity (UDA)	51
Carry forward general activity (UDA)	0
17/18 Contracted orthodontic activity (UOA)	0
Carry forward orthodontic activity (UOA)	0
Baseline contract value	£1,153.99

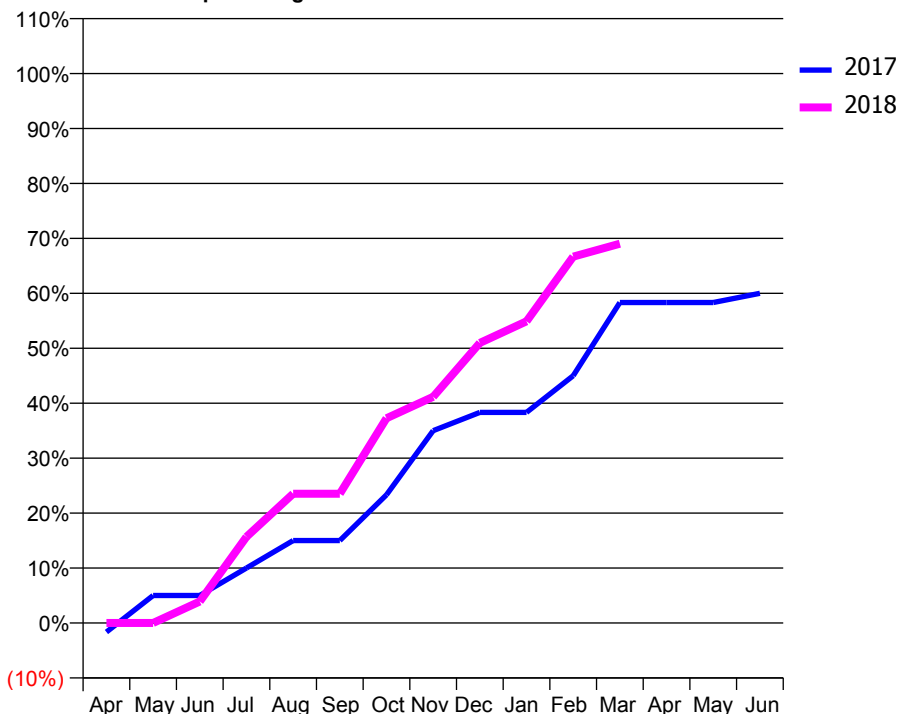
ACCESS*

Patients seen in 24 months	Total	Change since previous quarter
Quarter ending March 2017	38	
Quarter ending June 2017	35	↓
Quarter ending September 2017	34	↓
Quarter ending December 2017	33	↓
Quarter ending March 2018	31	↓
Variance since March 2017	(18.4%)	↓



ACTIVITY

Cumulative percentage of contracted UDA delivered 2017 & 2018



Month	Adjusted Scheduled Activity (UDA)	
	2017	2018
April	-1	0
May	3	0
June	3	2
July	6	8
August	9	12
September	9	12
October	14	19
November	21	21
December	23	26
January	23	28
February	27	34
March	35	35
April	35	
May	35	
June	36	

QUALITY

	Quantity	Base Number	Contract	AT	Region	England
% of FP17s for the same patient ID Re-attending within 3 months - Children	0	34	0.0%	11.0%	11.6%	11.9%
% of FP17s for the same patient ID Re-attending within 3 months - Adults	0	0	N/A	14.6%	15.4%	16.0%
% of FP17s for the same patient ID Re-attending between 3 & 9 months - Children	21	34	61.8%	59.6%	59.4%	58.3%
% of FP17s for the same patient ID Re-attending between 3 & 9 months - Adults	0	0	N/A	48.5%	51.3%	50.3%
% of FP17s for Band 1 Urgent Courses	1	33	3.0%	9.4%	8.0%	9.1%
% of FP17s Relating to Free Repair or Replacements	0	33	0.0%	0.8%	0.8%	0.8%
% of FP17s Relating to Continuations	0	33	0.0%	1.1%	1.0%	1.0%
% of Patients satisfied with the dentistry they have received	0	0	N/A	92.3%	91.7%	91.5%
% of Patients satisfied with the time they had to wait for an appointment	0	0	N/A	87.4%	88.3%	87.9%

* This is based on patients treated on this contract for their most recent course of treatment. Figures in italics indicate the base number of FP17s or Patient Questionnaire responses are less than 100. N/A is shown where the base number of responses is less than 10 during the period. % is calculated as Quantity/Base number*100

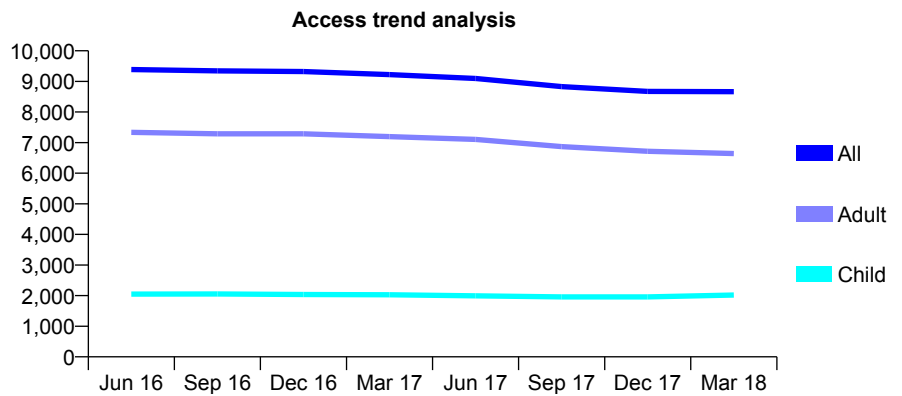
Q56 - Vital Signs At a Glance Contract Report for 771708/0001 - March 2018

Name or company name	MR AC HUNTER
Contract type name	GDS Contract
Purpose of contract	General
Contract start date	01/03/2008
Contract end date	

17/18 Contracted general activity (UDA)	24,346
Carry forward general activity (UDA)	-110
17/18 Contracted orthodontic activity (UOA)	0
Carry forward orthodontic activity (UOA)	0
Baseline contract value	£592,471.91

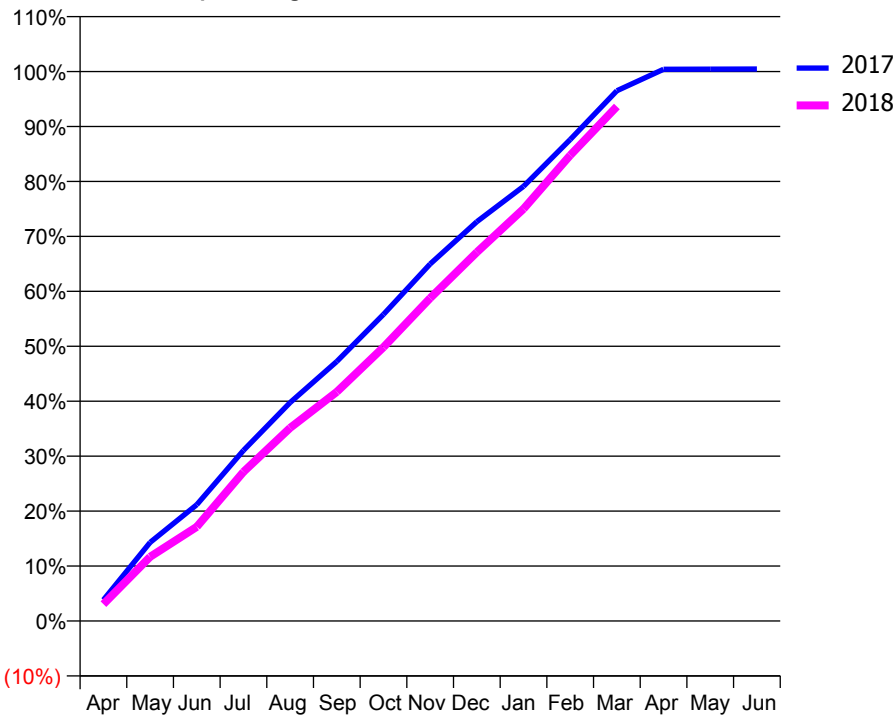
ACCESS*

Patients seen in 24 months	Total	Change since previous quarter
Quarter ending March 2017	9,224	
Quarter ending June 2017	9,097	↓
Quarter ending September 2017	8,829	↓
Quarter ending December 2017	8,675	↓
Quarter ending March 2018	8,665	→
Variance since March 2017	(6.1%)	↓



ACTIVITY

Cumulative percentage of contracted UDA delivered 2017 & 2018



Month	Adjusted Scheduled Activity (UDA)	
	2017	2018
April	939	750
May	3,486	2,846
June	5,152	4,176
July	7,558	6,607
August	9,680	8,559
September	11,500	10,156
October	13,583	12,133
November	15,816	14,304
December	17,693	16,339
January	19,260	18,259
February	21,333	20,633
March	23,495	22,796
April	24,447	
May	24,453	
June	24,456	

QUALITY

	Quantity	Base Number	Contract	AT	Region	England
% of FP17s for the same patient ID Re-attending within 3 months - Children	316	3,528	9.0%	11.0%	11.6%	11.9%
% of FP17s for the same patient ID Re-attending within 3 months - Adults	1,644	9,873	16.7%	14.6%	15.4%	16.0%
% of FP17s for the same patient ID Re-attending between 3 & 9 months - Children	2,331	3,528	66.1%	59.6%	59.4%	58.3%
% of FP17s for the same patient ID Re-attending between 3 & 9 months - Adults	4,894	9,873	49.6%	48.5%	51.3%	50.3%
% of FP17s for Band 1 Urgent Courses	1,044	12,113	8.6%	9.4%	8.0%	9.1%
% of FP17s Relating to Free Repair or Replacements	108	12,113	0.9%	0.8%	0.8%	0.8%
% of FP17s Relating to Continuations	169	12,113	1.4%	1.1%	1.0%	1.0%
% of Patients satisfied with the dentistry they have received	9	9	N/A	92.3%	91.7%	91.5%
% of Patients satisfied with the time they had to wait for an appointment	8	9	N/A	87.4%	88.3%	87.9%

* This is based on patients treated on this contract for their most recent course of treatment. Figures in italics indicate the base number of FP17s or Patient Questionnaire responses are less than 100. N/A is shown where the base number of responses is less than 10 during the period. % is calculated as Quantity/Base number*100

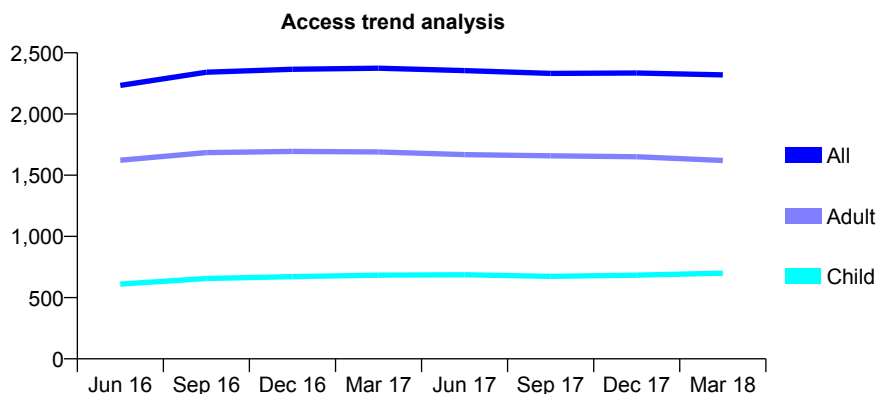
Q56 - Vital Signs At a Glance Contract Report for 773840/0001 - March 2018

Name or company name	MRS JA HASSAN
Contract type name	GDS Contract
Purpose of contract	General
Contract start date	01/04/2006
Contract end date	

17/18 Contracted general activity (UDA)	6,000
Carry forward general activity (UDA)	-120
17/18 Contracted orthodontic activity (UOA)	0
Carry forward orthodontic activity (UOA)	0
Baseline contract value	£134,877.10

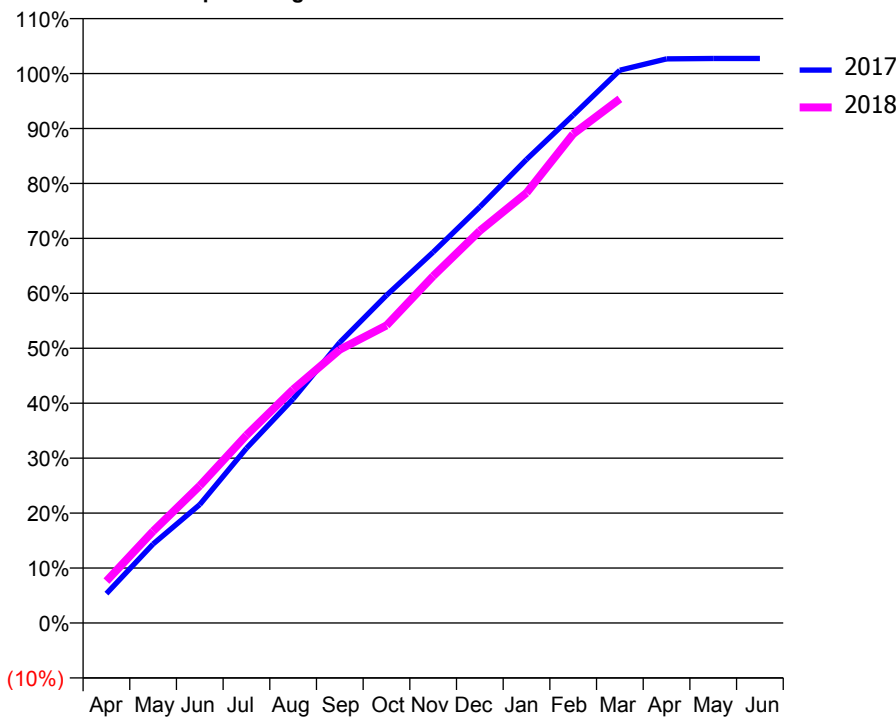
ACCESS*

Patients seen in 24 months	Total	Change since previous quarter
Quarter ending March 2017	2,374	
Quarter ending June 2017	2,355	→
Quarter ending September 2017	2,332	→
Quarter ending December 2017	2,335	→
Quarter ending March 2018	2,320	→
Variance since March 2017	(2.3%)	↓



ACTIVITY

Cumulative percentage of contracted UDA delivered 2017 & 2018



Month	Adjusted Scheduled Activity (UDA)	
	2017	2018
April	321	458
May	863	1,003
June	1,294	1,499
July	1,909	2,051
August	2,447	2,550
September	3,065	2,986
October	3,578	3,248
November	4,050	3,787
December	4,543	4,283
January	5,062	4,696
February	5,545	5,340
March	6,035	5,723
April	6,160	
May	6,163	
June	6,163	

QUALITY

	Quantity	Base Number	Contract	AT	Region	England
% of FP17s for the same patient ID Re-attending within 3 months - Children	63	1,128	5.6%	11.0%	11.6%	11.9%
% of FP17s for the same patient ID Re-attending within 3 months - Adults	300	2,114	14.2%	14.6%	15.4%	16.0%
% of FP17s for the same patient ID Re-attending between 3 & 9 months - Children	763	1,128	67.6%	59.6%	59.4%	58.3%
% of FP17s for the same patient ID Re-attending between 3 & 9 months - Adults	895	2,114	42.3%	48.5%	51.3%	50.3%
% of FP17s for Band 1 Urgent Courses	361	3,172	11.4%	9.4%	8.0%	9.1%
% of FP17s Relating to Free Repair or Replacements	11	3,172	0.3%	0.8%	0.8%	0.8%
% of FP17s Relating to Continuations	7	3,172	0.2%	1.1%	1.0%	1.0%
% of Patients satisfied with the dentistry they have received	2	2	N/A	92.3%	91.7%	91.5%
% of Patients satisfied with the time they had to wait for an appointment	2	2	N/A	87.4%	88.3%	87.9%

* This is based on patients treated on this contract for their most recent course of treatment. Figures in italics indicate the base number of FP17s or Patient Questionnaire responses are less than 100. N/A is shown where the base number of responses is less than 10 during the period. % is calculated as Quantity/Base number*100

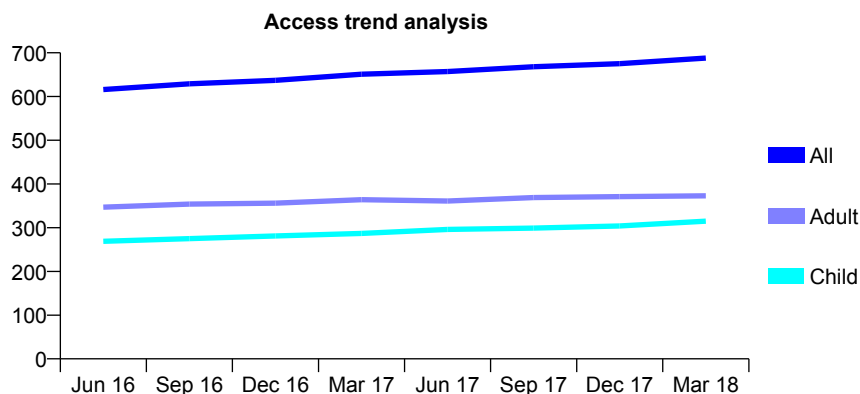
Q56 - Vital Signs At a Glance Contract Report for 800759/0002 - March 2018

Name or company name	MR D JONES
Contract type name	GDS Contract
Purpose of contract	General
Contract start date	28/07/2011
Contract end date	

17/18 Contracted general activity (UDA)	1,409
Carry forward general activity (UDA)	0
17/18 Contracted orthodontic activity (UOA)	0
Carry forward orthodontic activity (UOA)	0
Baseline contract value	£27,388.50

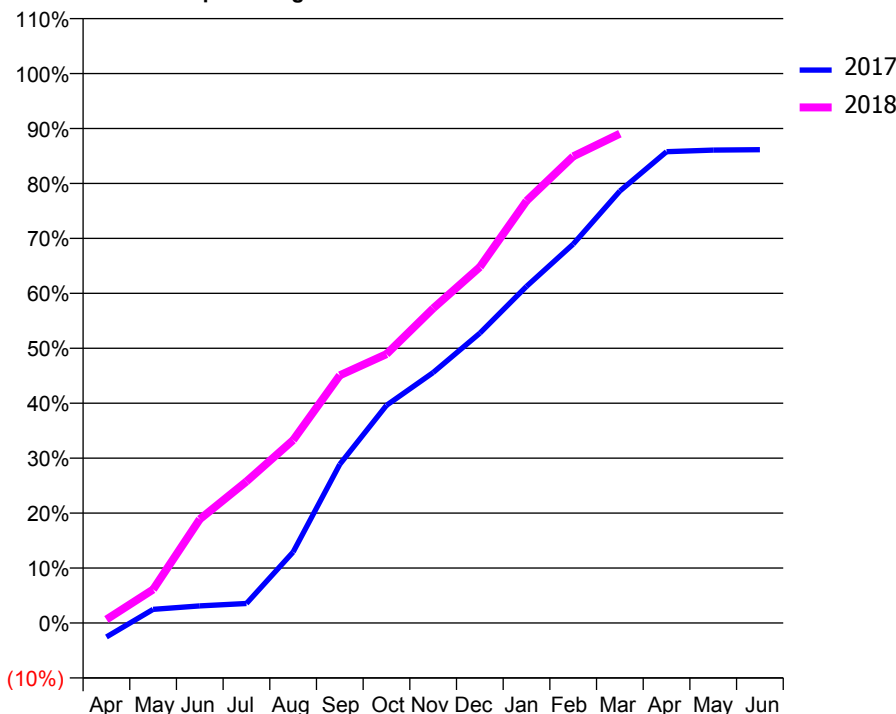
ACCESS*

Patients seen in 24 months	Total	Change since previous quarter
Quarter ending March 2017	651	
Quarter ending June 2017	657	→
Quarter ending September 2017	668	→
Quarter ending December 2017	675	→
Quarter ending March 2018	688	→
Variance since March 2017	5.7%	↑



ACTIVITY

Cumulative percentage of contracted UDA delivered 2017 & 2018



Adjusted Scheduled Activity (UDA)

Month	2017	2018
April	-36	9
May	35	86
June	44	266
July	50	363
August	182	469
September	407	635
October	558	689
November	642	807
December	743	913
January	863	1,082
February	972	1,196
March	1,108	1,255
April	1,209	
May	1,213	
June	1,214	

QUALITY

	Quantity	Base Number	Contract	AT	Region	England
% of FP17s for the same patient ID Re-attending within 3 months - Children	21	455	4.6%	11.0%	11.6%	11.9%
% of FP17s for the same patient ID Re-attending within 3 months - Adults	45	485	9.3%	14.6%	15.4%	16.0%
% of FP17s for the same patient ID Re-attending between 3 & 9 months - Children	268	455	58.9%	59.6%	59.4%	58.3%
% of FP17s for the same patient ID Re-attending between 3 & 9 months - Adults	304	485	62.7%	48.5%	51.3%	50.3%
% of FP17s for Band 1 Urgent Courses	13	825	1.6%	9.4%	8.0%	9.1%
% of FP17s Relating to Free Repair or Replacements	3	825	0.4%	0.8%	0.8%	0.8%
% of FP17s Relating to Continuations	0	825	0.0%	1.1%	1.0%	1.0%
% of Patients satisfied with the dentistry they have received	0	0	N/A	92.3%	91.7%	91.5%
% of Patients satisfied with the time they had to wait for an appointment	0	0	N/A	87.4%	88.3%	87.9%

* This is based on patients treated on this contract for their most recent course of treatment. Figures in italics indicate the base number of FP17s or Patient Questionnaire responses are less than 100. N/A is shown where the base number of responses is less than 10 during the period. % is calculated as Quantity/Base number*100

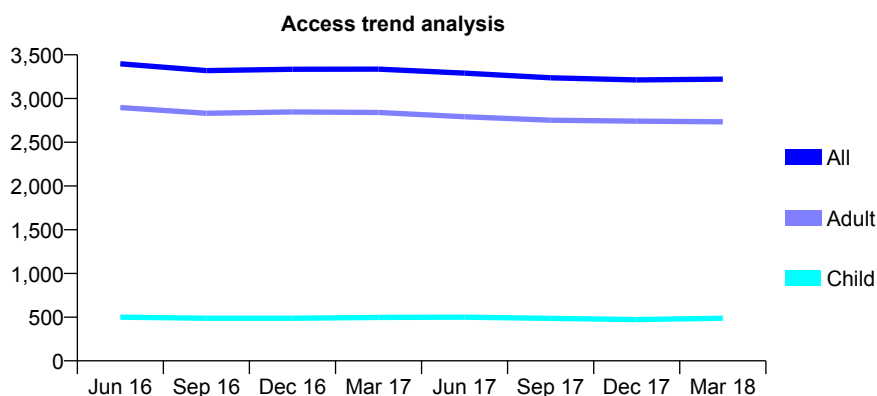
Q56 - Vital Signs At a Glance Contract Report for 809268/0001 - March 2018

Name or company name	MR DW FERNES
Contract type name	GDS Contract
Purpose of contract	General
Contract start date	01/04/2006
Contract end date	

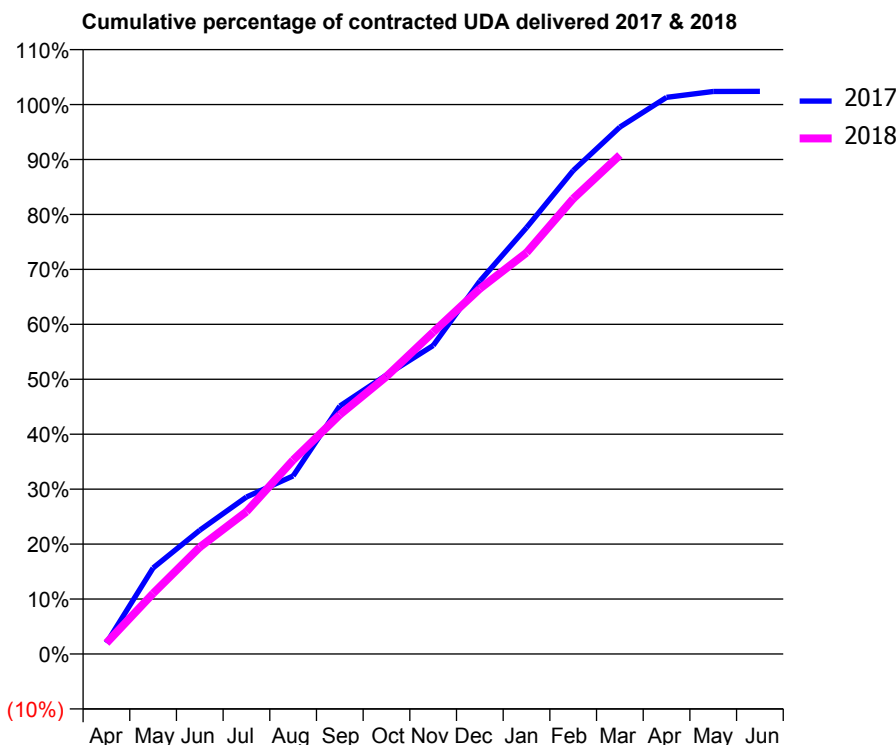
17/18 Contracted general activity (UDA)	9,437
Carry forward general activity (UDA)	-189
17/18 Contracted orthodontic activity (UOA)	0
Carry forward orthodontic activity (UOA)	0
Baseline contract value	£228,473.14

ACCESS*

Patients seen in 24 months	Total	Change since previous quarter
Quarter ending March 2017	3,336	
Quarter ending June 2017	3,291	↓
Quarter ending September 2017	3,237	↓
Quarter ending December 2017	3,213	→
Quarter ending March 2018	3,221	→
Variance since March 2017	(3.4%)	↓



ACTIVITY



Month	Adjusted Scheduled Activity (UDA)	
	2017	2018
April	189	189
May	1,479	1,041
June	2,125	1,835
July	2,697	2,445
August	3,058	3,332
September	4,259	4,110
October	4,792	4,767
November	5,298	5,527
December	6,405	6,273
January	7,322	6,893
February	8,302	7,819
March	9,049	8,569
April	9,561	
May	9,661	
June	9,662	

QUALITY

	Quantity	Base Number	Contract	AT	Region	England
% of FP17s for the same patient ID Re-attending within 3 months - Children	33	483	6.8%	11.0%	11.6%	11.9%
% of FP17s for the same patient ID Re-attending within 3 months - Adults	638	3,356	19.0%	14.6%	15.4%	16.0%
% of FP17s for the same patient ID Re-attending between 3 & 9 months - Children	76	483	15.7%	59.6%	59.4%	58.3%
% of FP17s for the same patient ID Re-attending between 3 & 9 months - Adults	954	3,356	28.4%	48.5%	51.3%	50.3%
% of FP17s for Band 1 Urgent Courses	651	3,587	18.1%	9.4%	8.0%	9.1%
% of FP17s Relating to Free Repair or Replacements	51	3,587	1.4%	0.8%	0.8%	0.8%
% of FP17s Relating to Continuations	85	3,587	2.4%	1.1%	1.0%	1.0%
% of Patients satisfied with the dentistry they have received	12	12	100.0%	92.3%	91.7%	91.5%
% of Patients satisfied with the time they had to wait for an appointment	12	12	100.0%	87.4%	88.3%	87.9%

* This is based on patients treated on this contract for their most recent course of treatment. Figures in italics indicate the base number of FP17s or Patient Questionnaire responses are less than 100. N/A is shown where the base number of responses is less than 10 during the period. % is calculated as Quantity/Base number*100

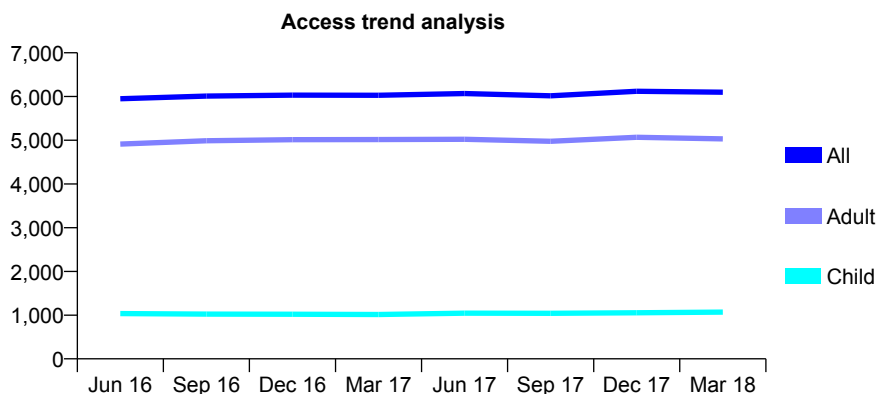
Q56 - Vital Signs At a Glance Contract Report for 812072/0001 - March 2018

Name or company name	Ipswich Dental Surgery
Contract type name	GDS Contract
Purpose of contract	General
Contract start date	01/04/2006
Contract end date	

17/18 Contracted general activity (UDA)	14,528
Carry forward general activity (UDA)	42
17/18 Contracted orthodontic activity (UOA)	0
Carry forward orthodontic activity (UOA)	0
Baseline contract value	£332,349.10

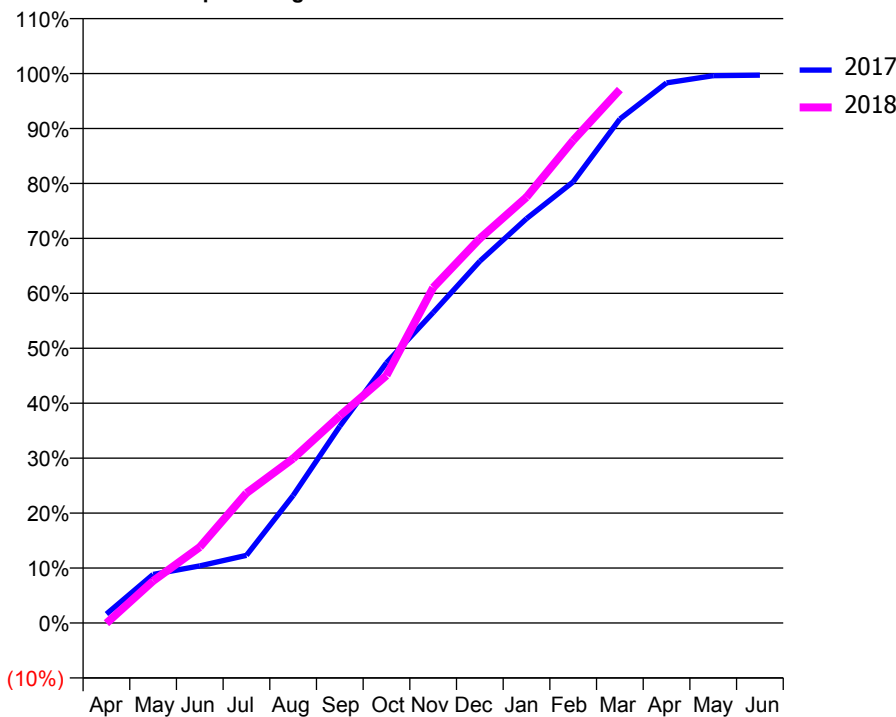
ACCESS*

Patients seen in 24 months	Total	Change since previous quarter
Quarter ending March 2017	6,029	
Quarter ending June 2017	6,067	→
Quarter ending September 2017	6,016	→
Quarter ending December 2017	6,121	→
Quarter ending March 2018	6,099	→
Variance since March 2017	1.2%	→



ACTIVITY

Cumulative percentage of contracted UDA delivered 2017 & 2018



Adjusted Scheduled Activity (UDA)

Month	2017	2018
April	238	-9
May	1,284	1,111
June	1,512	2,009
July	1,788	3,435
August	3,374	4,350
September	5,203	5,475
October	6,881	6,545
November	8,210	8,870
December	9,565	10,167
January	10,693	11,259
February	11,663	12,762
March	13,324	14,104
April	14,280	
May	14,472	
June	14,486	

QUALITY

	Quantity	Base Number	Contract	AT	Region	England
% of FP17s for the same patient ID Re-attending within 3 months - Children	43	1,094	3.9%	11.0%	11.6%	11.9%
% of FP17s for the same patient ID Re-attending within 3 months - Adults	595	5,492	10.8%	14.6%	15.4%	16.0%
% of FP17s for the same patient ID Re-attending between 3 & 9 months - Children	242	1,094	22.1%	59.6%	59.4%	58.3%
% of FP17s for the same patient ID Re-attending between 3 & 9 months - Adults	1,508	5,492	27.5%	48.5%	51.3%	50.3%
% of FP17s for Band 1 Urgent Courses	510	6,136	8.3%	9.4%	8.0%	9.1%
% of FP17s Relating to Free Repair or Replacements	44	6,136	0.7%	0.8%	0.8%	0.8%
% of FP17s Relating to Continuations	94	6,136	1.5%	1.1%	1.0%	1.0%
% of Patients satisfied with the dentistry they have received	13	13	100.0%	92.3%	91.7%	91.5%
% of Patients satisfied with the time they had to wait for an appointment	13	13	100.0%	87.4%	88.3%	87.9%

* This is based on patients treated on this contract for their most recent course of treatment. Figures in italics indicate the base number of FP17s or Patient Questionnaire responses are less than 100. N/A is shown where the base number of responses is less than 10 during the period. % is calculated as Quantity/Base number*100

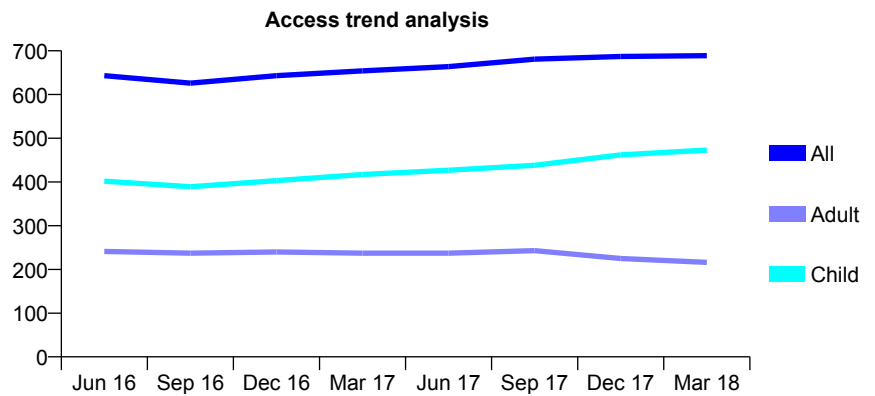
Q56 - Vital Signs At a Glance Contract Report for 812897/0001 - March 2018

Name or company name	MR WK DRYDEN
Contract type name	GDS Contract
Purpose of contract	General
Contract start date	01/04/2006
Contract end date	

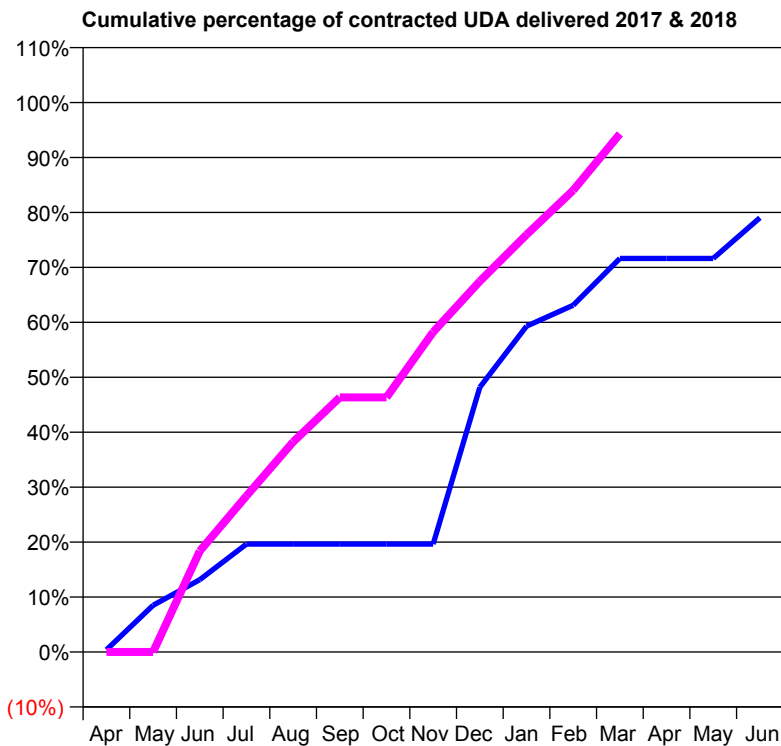
17/18 Contracted general activity (UDA)	1,529
Carry forward general activity (UDA)	0
17/18 Contracted orthodontic activity (UOA)	0
Carry forward orthodontic activity (UOA)	0
Baseline contract value	£48,764.60

ACCESS*

Patients seen in 24 months	Total	Change since previous quarter
Quarter ending March 2017	654	
Quarter ending June 2017	664	→
Quarter ending September 2017	681	↑
Quarter ending December 2017	687	→
Quarter ending March 2018	689	→
Variance since March 2017	5.4%	↑



ACTIVITY



Month	Adjusted Scheduled Activity (UDA)	
	2017	2018
April	6	0
May	130	0
June	201	281
July	300	434
August	300	584
September	300	709
October	300	709
November	300	890
December	737	1,032
January	907	1,161
February	965	1,285
March	1,095	1,442
April	1,095	
May	1,095	
June	1,208	

QUALITY

	Quantity	Base Number	Contract	AT	Region	England
% of FP17s for the same patient ID Re-attending within 3 months - Children	34	770	4.4%	11.0%	11.6%	11.9%
% of FP17s for the same patient ID Re-attending within 3 months - Adults	22	215	10.2%	14.6%	15.4%	16.0%
% of FP17s for the same patient ID Re-attending between 3 & 9 months - Children	463	770	60.1%	59.6%	59.4%	58.3%
% of FP17s for the same patient ID Re-attending between 3 & 9 months - Adults	114	215	53.0%	48.5%	51.3%	50.3%
% of FP17s for Band 1 Urgent Courses	29	910	3.2%	9.4%	8.0%	9.1%
% of FP17s Relating to Free Repair or Replacements	0	910	0.0%	0.8%	0.8%	0.8%
% of FP17s Relating to Continuations	0	910	0.0%	1.1%	1.0%	1.0%
% of Patients satisfied with the dentistry they have received	0	0	N/A	92.3%	91.7%	91.5%
% of Patients satisfied with the time they had to wait for an appointment	0	0	N/A	87.4%	88.3%	87.9%

* This is based on patients treated on this contract for their most recent course of treatment. Figures in italics indicate the base number of FP17s or Patient Questionnaire responses are less than 100. N/A is shown where the base number of responses is less than 10 during the period. % is calculated as Quantity/Base number*100

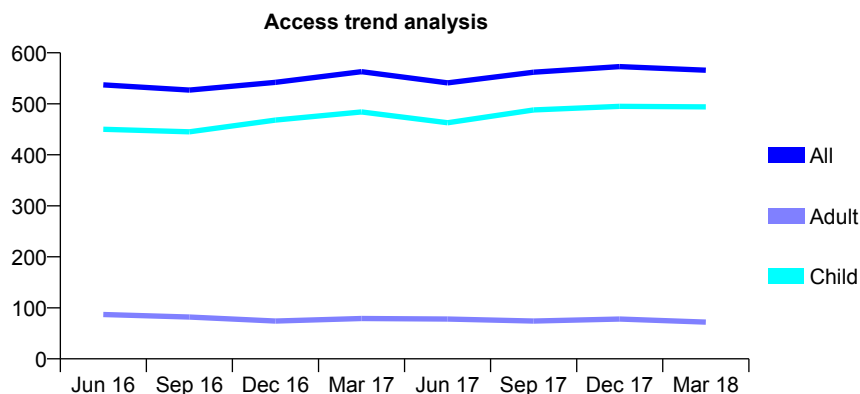
Q56 - Vital Signs At a Glance Contract Report for 813095/0002 - March 2018

Name or company name	MS BA BRABBINS
Contract type name	GDS Contract
Purpose of contract	General
Contract start date	01/04/2006
Contract end date	

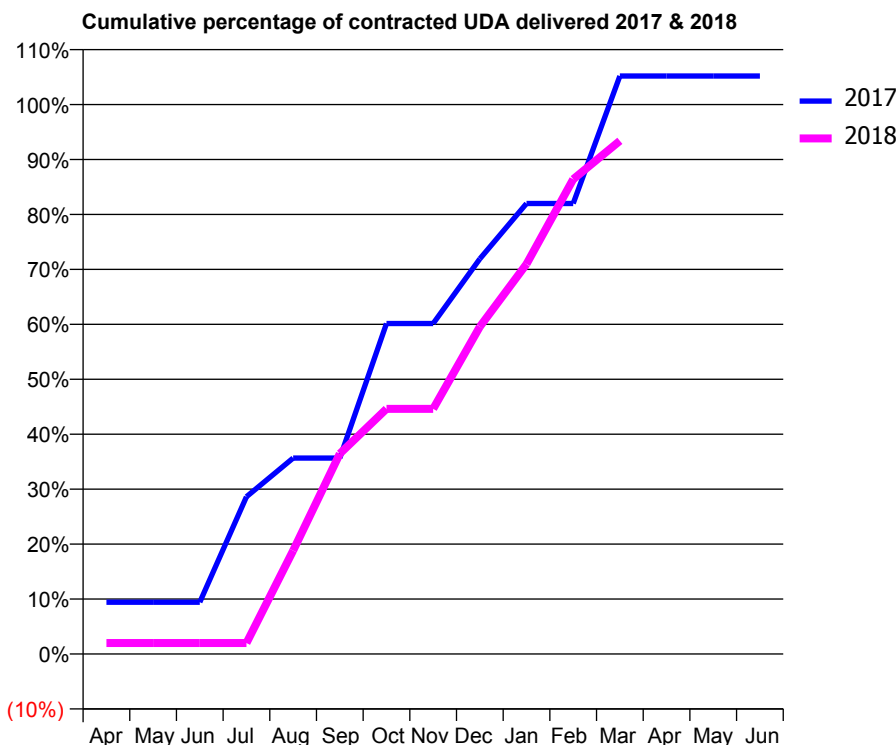
17/18 Contracted general activity (UDA)	1,000
Carry forward general activity (UDA)	-20
17/18 Contracted orthodontic activity (UOA)	0
Carry forward orthodontic activity (UOA)	0
Baseline contract value	£24,360.45

ACCESS*

Patients seen in 24 months	Total	Change since previous quarter
Quarter ending March 2017	563	
Quarter ending June 2017	541	↓
Quarter ending September 2017	562	↑
Quarter ending December 2017	573	→
Quarter ending March 2018	566	↓
Variance since March 2017	0.5%	→



ACTIVITY



Month	Adjusted Scheduled Activity (UDA)	
	2017	2018
April	94	20
May	94	20
June	94	20
July	286	20
August	357	188
September	357	365
October	601	446
November	601	446
December	719	596
January	820	710
February	820	864
March	1,052	934
April	1,052	
May	1,052	
June	1,052	

QUALITY

	Quantity	Base Number	Contract	AT	Region	England
% of FP17s for the same patient ID Re-attending within 3 months - Children	42	874	4.8%	11.0%	11.6%	11.9%
% of FP17s for the same patient ID Re-attending within 3 months - Adults	1	42	2.4%	14.6%	15.4%	16.0%
% of FP17s for the same patient ID Re-attending between 3 & 9 months - Children	620	874	70.9%	59.6%	59.4%	58.3%
% of FP17s for the same patient ID Re-attending between 3 & 9 months - Adults	29	42	69.0%	48.5%	51.3%	50.3%
% of FP17s for Band 1 Urgent Courses	25	803	3.1%	9.4%	8.0%	9.1%
% of FP17s Relating to Free Repair or Replacements	0	803	0.0%	0.8%	0.8%	0.8%
% of FP17s Relating to Continuations	0	803	0.0%	1.1%	1.0%	1.0%
% of Patients satisfied with the dentistry they have received	1	1	N/A	92.3%	91.7%	91.5%
% of Patients satisfied with the time they had to wait for an appointment	1	1	N/A	87.4%	88.3%	87.9%

* This is based on patients treated on this contract for their most recent course of treatment. Figures in italics indicate the base number of FP17s or Patient Questionnaire responses are less than 100. N/A is shown where the base number of responses is less than 10 during the period. % is calculated as Quantity/Base number*100

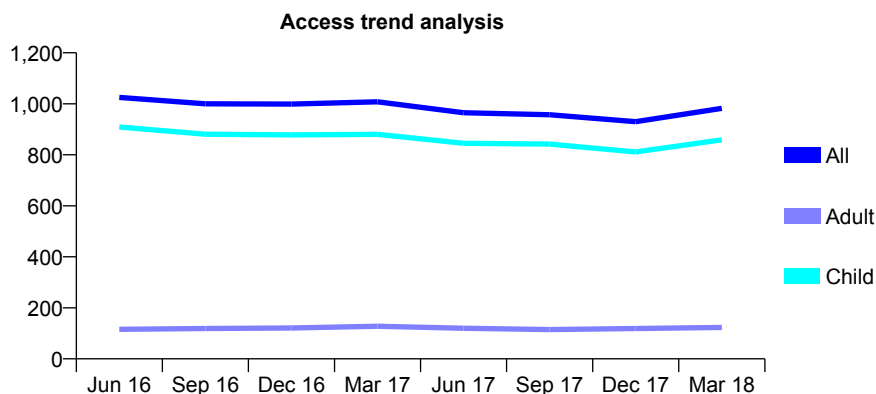
Q56 - Vital Signs At a Glance Contract Report for 819948/0001 - March 2018

Name or company name	MRS D STOKES
Contract type name	PDS Contract
Purpose of contract	General
Contract start date	01/06/2008
Contract end date	30/09/2018

17/18 Contracted general activity (UDA)	2,129
Carry forward general activity (UDA)	-43
17/18 Contracted orthodontic activity (UOA)	0
Carry forward orthodontic activity (UOA)	0
Baseline contract value	£48,612.06

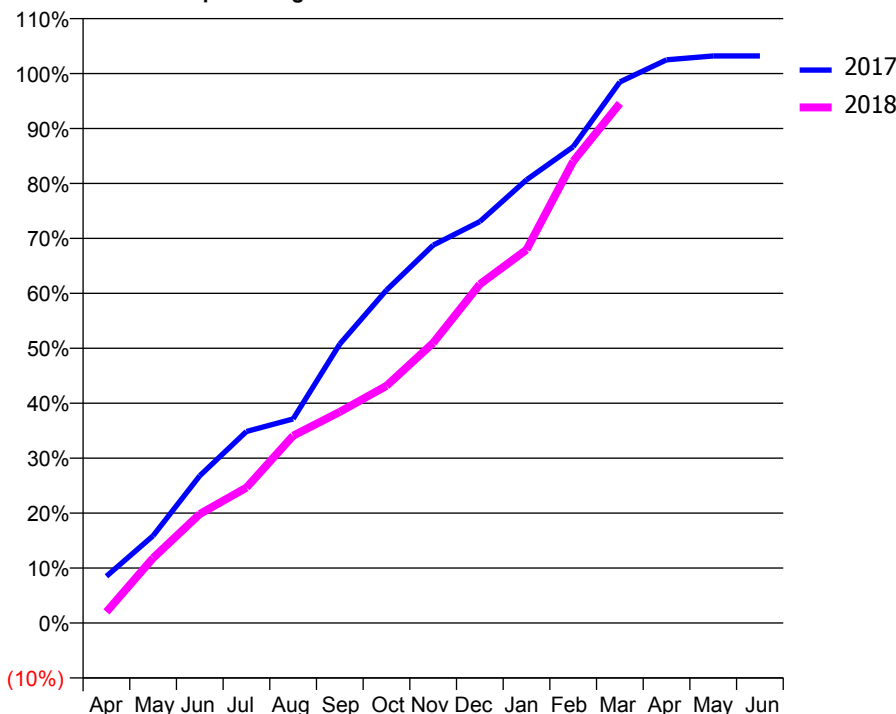
ACCESS*

Patients seen in 24 months	Total	Change since previous quarter
Quarter ending March 2017	1,008	
Quarter ending June 2017	965	↓
Quarter ending September 2017	957	→
Quarter ending December 2017	930	↓
Quarter ending March 2018	982	↑
Variance since March 2017	(2.6%)	↓



ACTIVITY

Cumulative percentage of contracted UDA delivered 2017 & 2018



Month	Adjusted Scheduled Activity (UDA)	
	2017	2018
April	181	43
May	338	252
June	571	422
July	742	524
August	791	726
September	1,081	818
October	1,290	919
November	1,464	1,085
December	1,555	1,313
January	1,717	1,446
February	1,845	1,789
March	2,096	2,013
April	2,182	
May	2,197	
June	2,197	

QUALITY

	Quantity	Base Number	Contract	AT	Region	England
% of FP17s for the same patient ID Re-attending within 3 months - Children	102	1,272	8.0%	11.0%	11.6%	11.9%
% of FP17s for the same patient ID Re-attending within 3 months - Adults	2	50	4.0%	14.6%	15.4%	16.0%
% of FP17s for the same patient ID Re-attending between 3 & 9 months - Children	794	1,272	62.4%	59.6%	59.4%	58.3%
% of FP17s for the same patient ID Re-attending between 3 & 9 months - Adults	37	50	74.0%	48.5%	51.3%	50.3%
% of FP17s for Band 1 Urgent Courses	30	1,251	2.4%	9.4%	8.0%	9.1%
% of FP17s Relating to Free Repair or Replacements	0	1,251	0.0%	0.8%	0.8%	0.8%
% of FP17s Relating to Continuations	0	1,251	0.0%	1.1%	1.0%	1.0%
% of Patients satisfied with the dentistry they have received	1	1	N/A	92.3%	91.7%	91.5%
% of Patients satisfied with the time they had to wait for an appointment	1	1	N/A	87.4%	88.3%	87.9%

* This is based on patients treated on this contract for their most recent course of treatment. Figures in italics indicate the base number of FP17s or Patient Questionnaire responses are less than 100. N/A is shown where the base number of responses is less than 10 during the period. % is calculated as Quantity/Base number*100

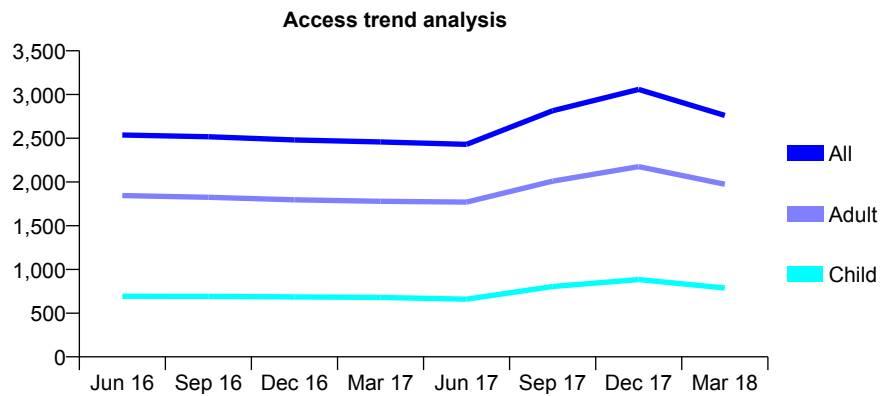
Q56 - Vital Signs At a Glance Contract Report for 825115/0001 - March 2018

Name or company name	MRS A RICKETTS
Contract type name	PDS Contract
Purpose of contract	General
Contract start date	01/05/2010
Contract end date	31/03/2018

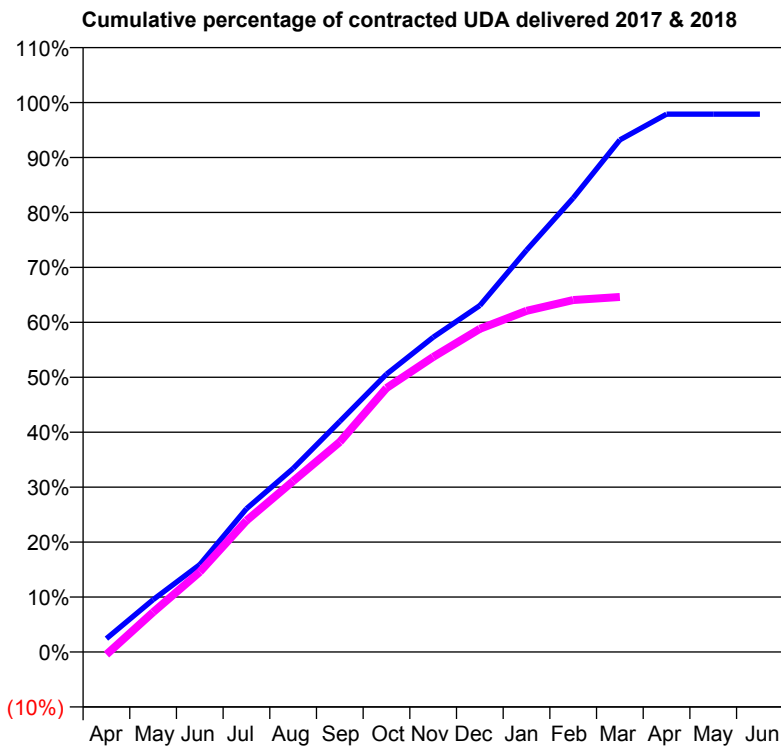
17/18 Contracted general activity (UDA)	9,691
Carry forward general activity (UDA)	204
17/18 Contracted orthodontic activity (UOA)	0
Carry forward orthodontic activity (UOA)	0
Baseline contract value	£230,085.40

ACCESS*

Patients seen in 24 months	Total	Change since previous quarter
Quarter ending March 2017	2,458	
Quarter ending June 2017	2,430	↓
Quarter ending September 2017	2,815	↑
Quarter ending December 2017	3,059	↑
Quarter ending March 2018	2,761	↓
Variance since March 2017	12.3%	↑



ACTIVITY



Month	Adjusted Scheduled Activity (UDA)	
	2017	2018
April	237	-46
May	923	701
June	1,541	1,412
July	2,527	2,318
August	3,237	3,013
September	4,068	3,705
October	4,899	4,654
November	5,552	5,202
December	6,111	5,699
January	7,087	6,017
February	8,006	6,207
March	9,032	6,263
April	9,487	
May	9,487	
June	9,487	

QUALITY

	Quantity	Base Number	Contract	AT	Region	England
% of FP17s for the same patient ID Re-attending within 3 months - Children	204	1,264	16.1%	11.0%	11.6%	11.9%
% of FP17s for the same patient ID Re-attending within 3 months - Adults	412	2,534	16.3%	14.6%	15.4%	16.0%
% of FP17s for the same patient ID Re-attending between 3 & 9 months - Children	658	1,264	52.1%	59.6%	59.4%	58.3%
% of FP17s for the same patient ID Re-attending between 3 & 9 months - Adults	1,297	2,534	51.2%	48.5%	51.3%	50.3%
% of FP17s for Band 1 Urgent Courses	168	3,605	4.7%	9.4%	8.0%	9.1%
% of FP17s Relating to Free Repair or Replacements	32	3,605	0.9%	0.8%	0.8%	0.8%
% of FP17s Relating to Continuations	22	3,605	0.6%	1.1%	1.0%	1.0%
% of Patients satisfied with the dentistry they have received	6	6	N/A	92.3%	91.7%	91.5%
% of Patients satisfied with the time they had to wait for an appointment	6	6	N/A	87.4%	88.3%	87.9%

* This is based on patients treated on this contract for their most recent course of treatment. Figures in italics indicate the base number of FP17s or Patient Questionnaire responses are less than 100. N/A is shown where the base number of responses is less than 10 during the period. % is calculated as Quantity/Base number*100

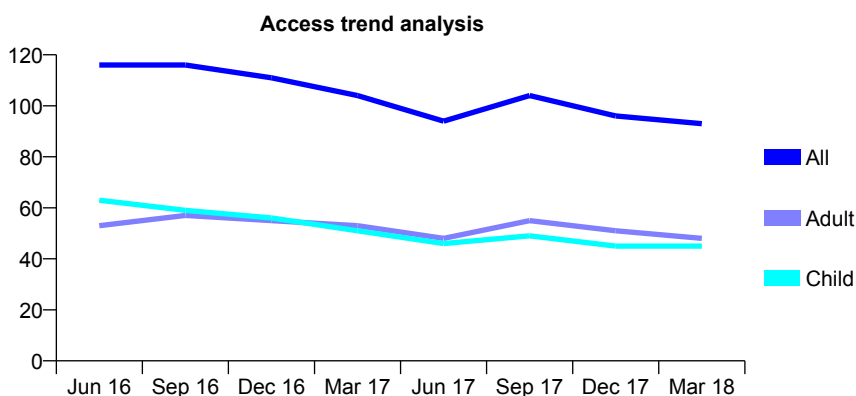
Q56 - Vital Signs At a Glance Contract Report for 825875/0001 - March 2018

Name or company name	MISS S PATEL
Contract type name	GDS Contract
Purpose of contract	General
Contract start date	01/04/2006
Contract end date	

17/18 Contracted general activity (UDA)	245
Carry forward general activity (UDA)	0
17/18 Contracted orthodontic activity (UOA)	0
Carry forward orthodontic activity (UOA)	0
Baseline contract value	£5,471.70

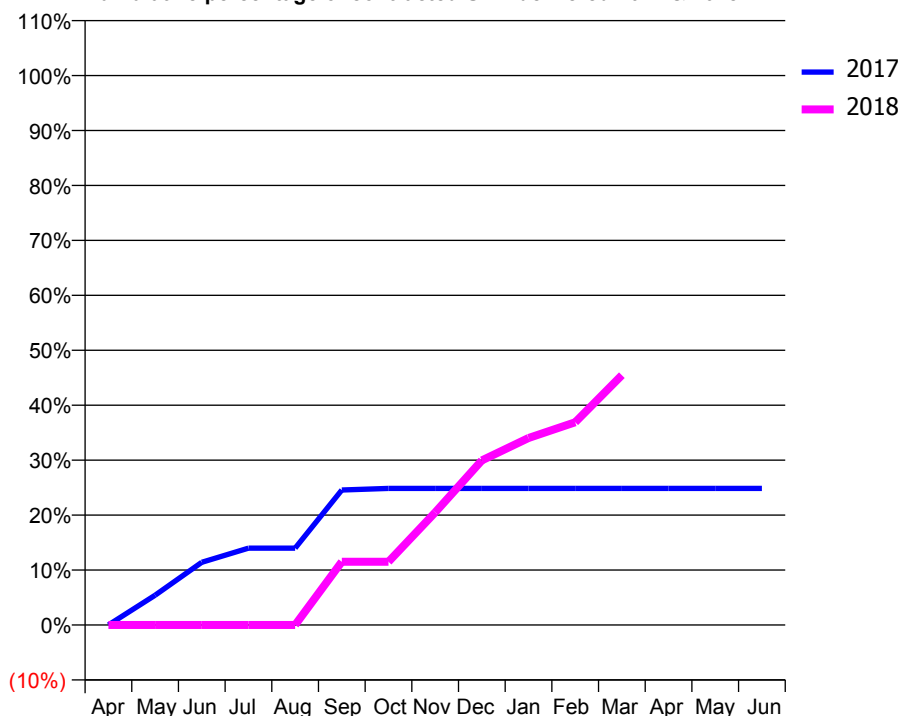
ACCESS*

Patients seen in 24 months	Total	Change since previous quarter
Quarter ending March 2017	104	
Quarter ending June 2017	94	↓
Quarter ending September 2017	104	↑
Quarter ending December 2017	96	↓
Quarter ending March 2018	93	↓
Variance since March 2017	(10.6%)	↓



ACTIVITY

Cumulative percentage of contracted UDA delivered 2017 & 2018



Month	Adjusted Scheduled Activity (UDA)	
	2017	2018
April	0	0
May	19	0
June	40	0
July	49	0
August	49	0
September	86	28
October	87	28
November	87	50
December	87	73
January	87	83
February	87	90
March	87	111
April	87	
May	87	
June	87	

QUALITY

	Quantity	Base Number	Contract	AT	Region	England
% of FP17s for the same patient ID Re-attending within 3 months - Children	3	104	2.9%	11.0%	11.6%	11.9%
% of FP17s for the same patient ID Re-attending within 3 months - Adults	4	68	5.9%	14.6%	15.4%	16.0%
% of FP17s for the same patient ID Re-attending between 3 & 9 months - Children	57	104	54.8%	59.6%	59.4%	58.3%
% of FP17s for the same patient ID Re-attending between 3 & 9 months - Adults	42	68	61.8%	48.5%	51.3%	50.3%
% of FP17s for Band 1 Urgent Courses	2	99	2.0%	9.4%	8.0%	9.1%
% of FP17s Relating to Free Repair or Replacements	0	99	0.0%	0.8%	0.8%	0.8%
% of FP17s Relating to Continuations	0	99	0.0%	1.1%	1.0%	1.0%
% of Patients satisfied with the dentistry they have received	0	0	N/A	92.3%	91.7%	91.5%
% of Patients satisfied with the time they had to wait for an appointment	0	0	N/A	87.4%	88.3%	87.9%

* This is based on patients treated on this contract for their most recent course of treatment. Figures in italics indicate the base number of FP17s or Patient Questionnaire responses are less than 100. N/A is shown where the base number of responses is less than 10 during the period. % is calculated as Quantity/Base number*100

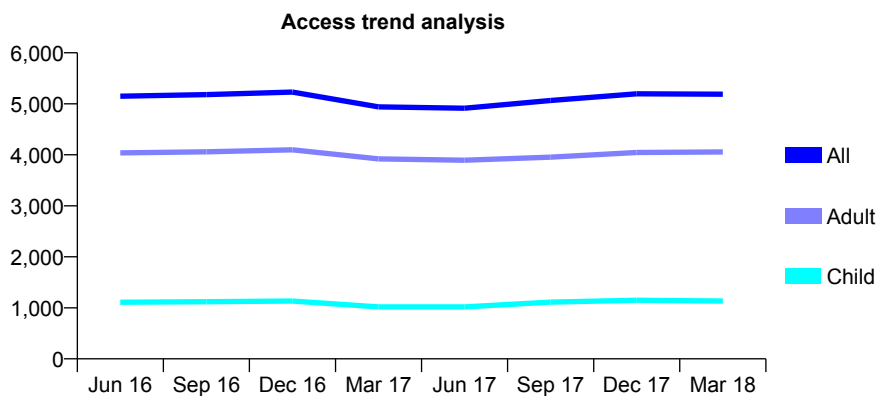
Q56 - Vital Signs At a Glance Contract Report for 827134/0006 - March 2018

Name or company name	MR JG PLUMMER
Contract type name	GDS Contract
Purpose of contract	General and Orthodontic
Contract start date	01/04/2006
Contract end date	

17/18 Contracted general activity (UDA)	13,778
Carry forward general activity (UDA)	442
17/18 Contracted orthodontic activity (UOA)	1,408
Carry forward orthodontic activity (UOA)	41
Baseline contract value	£560,956.05

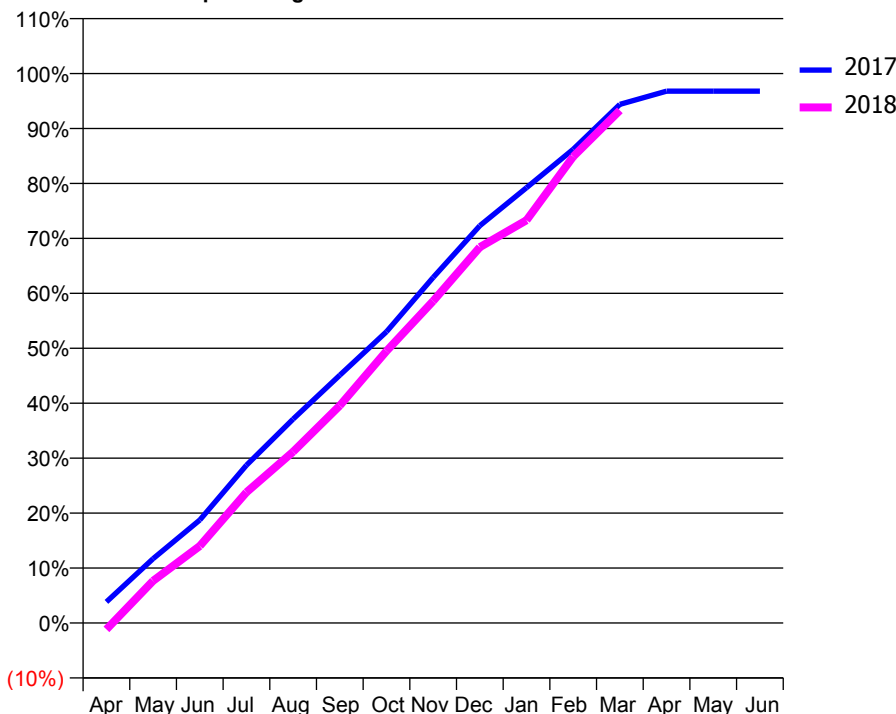
ACCESS*

Patients seen in 24 months	Total	Change since previous quarter
Quarter ending March 2017	4,940	
Quarter ending June 2017	4,913	→
Quarter ending September 2017	5,065	↑
Quarter ending December 2017	5,196	↑
Quarter ending March 2018	5,189	→
Variance since March 2017	5.0%	↑



ACTIVITY

Cumulative percentage of contracted UDA delivered 2017 & 2018



Month	Adjusted Scheduled Activity (UDA)	
	2017	2018
April	529	-162
May	1,614	1,060
June	2,583	1,930
July	3,956	3,278
August	5,115	4,295
September	6,215	5,450
October	7,305	6,819
November	8,666	8,071
December	9,961	9,425
January	10,915	10,099
February	11,878	11,695
March	13,005	12,855
April	13,335	
May	13,336	
June	13,336	

QUALITY

	Quantity	Base Number	Contract	AT	Region	England
% of FP17s for the same patient ID Re-attending within 3 months - Children	126	1,731	7.3%	11.0%	11.6%	11.9%
% of FP17s for the same patient ID Re-attending within 3 months - Adults	763	5,335	14.3%	14.6%	15.4%	16.0%
% of FP17s for the same patient ID Re-attending between 3 & 9 months - Children	728	1,731	42.1%	59.6%	59.4%	58.3%
% of FP17s for the same patient ID Re-attending between 3 & 9 months - Adults	1,624	5,335	30.4%	48.5%	51.3%	50.3%
% of FP17s for Band 1 Urgent Courses	888	6,650	13.4%	9.4%	8.0%	9.1%
% of FP17s Relating to Free Repair or Replacements	166	6,650	2.5%	0.8%	0.8%	0.8%
% of FP17s Relating to Continuations	61	6,650	0.9%	1.1%	1.0%	1.0%
% of Patients satisfied with the dentistry they have received	5	5	N/A	92.3%	91.7%	91.5%
% of Patients satisfied with the time they had to wait for an appointment	5	5	N/A	87.4%	88.3%	87.9%

* This is based on patients treated on this contract for their most recent course of treatment. Figures in italics indicate the base number of FP17s or Patient Questionnaire responses are less than 100. N/A is shown where the base number of responses is less than 10 during the period. % is calculated as Quantity/Base number*100

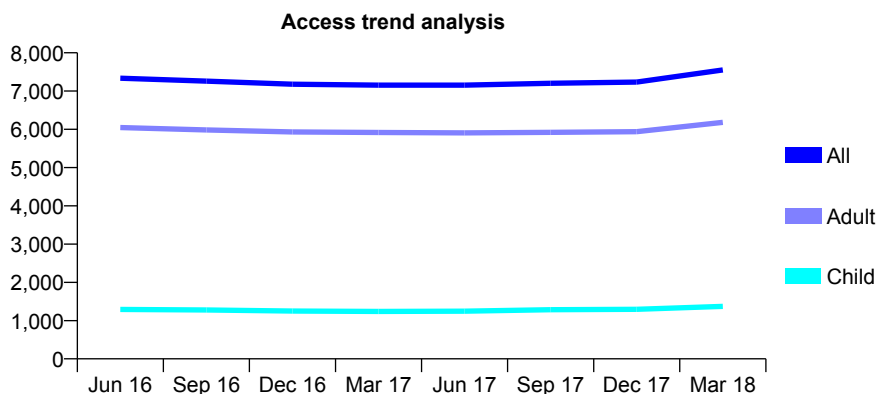
Q56 - Vital Signs At a Glance Contract Report for 827134/0007 - March 2018

Name or company name	MR JG PLUMMER
Contract type name	GDS Contract
Purpose of contract	General and Orthodontic
Contract start date	01/04/2006
Contract end date	

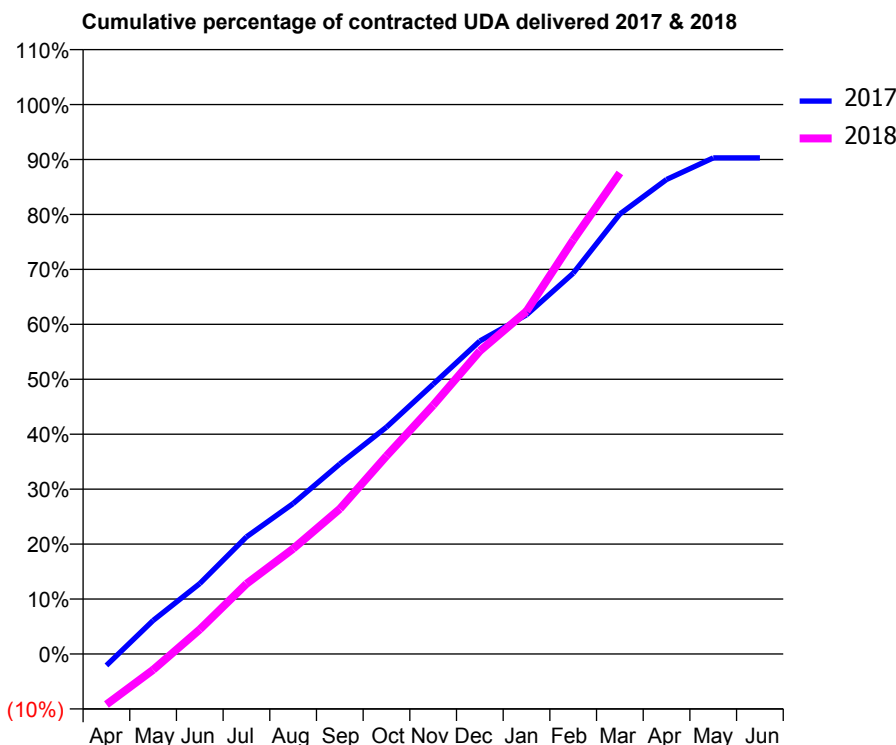
17/18 Contracted general activity (UDA)	17,482
Carry forward general activity (UDA)	1,700
17/18 Contracted orthodontic activity (UOA)	1,430
Carry forward orthodontic activity (UOA)	5
Baseline contract value	£705,773.61

ACCESS*

Patients seen in 24 months	Total	Change since previous quarter
Quarter ending March 2017	7,155	
Quarter ending June 2017	7,153	→
Quarter ending September 2017	7,205	→
Quarter ending December 2017	7,234	→
Quarter ending March 2018	7,552	↑
Variance since March 2017	5.5%	↑



ACTIVITY



Month	Adjusted Scheduled Activity (UDA)	
	2017	2018
April	-366	-1,610
May	1,069	-508
June	2,241	782
July	3,726	2,234
August	4,789	3,347
September	6,049	4,619
October	7,220	6,302
November	8,586	7,914
December	9,959	9,642
January	10,791	10,903
February	12,115	13,170
March	13,996	15,304
April	15,098	
May	15,782	
June	15,782	

QUALITY

	Quantity	Base Number	Contract	AT	Region	England
% of FP17s for the same patient ID Re-attending within 3 months - Children	193	2,034	9.5%	11.0%	11.6%	11.9%
% of FP17s for the same patient ID Re-attending within 3 months - Adults	1,391	8,811	15.8%	14.6%	15.4%	16.0%
% of FP17s for the same patient ID Re-attending between 3 & 9 months - Children	753	2,034	37.0%	59.6%	59.4%	58.3%
% of FP17s for the same patient ID Re-attending between 3 & 9 months - Adults	3,062	8,811	34.8%	48.5%	51.3%	50.3%
% of FP17s for Band 1 Urgent Courses	1,165	9,077	12.8%	9.4%	8.0%	9.1%
% of FP17s Relating to Free Repair or Replacements	171	9,077	1.9%	0.8%	0.8%	0.8%
% of FP17s Relating to Continuations	126	9,077	1.4%	1.1%	1.0%	1.0%
% of Patients satisfied with the dentistry they have received	9	9	N/A	92.3%	91.7%	91.5%
% of Patients satisfied with the time they had to wait for an appointment	8	9	N/A	87.4%	88.3%	87.9%

* This is based on patients treated on this contract for their most recent course of treatment. Figures in italics indicate the base number of FP17s or Patient Questionnaire responses are less than 100. N/A is shown where the base number of responses is less than 10 during the period. % is calculated as Quantity/Base number*100

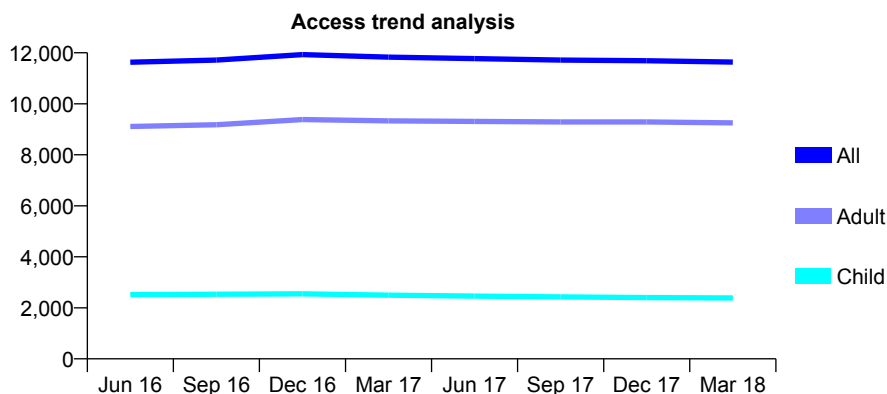
Q56 - Vital Signs At a Glance Contract Report for 827134/0008 - March 2018

Name or company name	MR JG PLUMMER
Contract type name	GDS Contract
Purpose of contract	General and Orthodontic
Contract start date	01/04/2006
Contract end date	

17/18 Contracted general activity (UDA)	25,930
Carry forward general activity (UDA)	592
17/18 Contracted orthodontic activity (UOA)	1,430
Carry forward orthodontic activity (UOA)	-5
Baseline contract value	£852,042.08

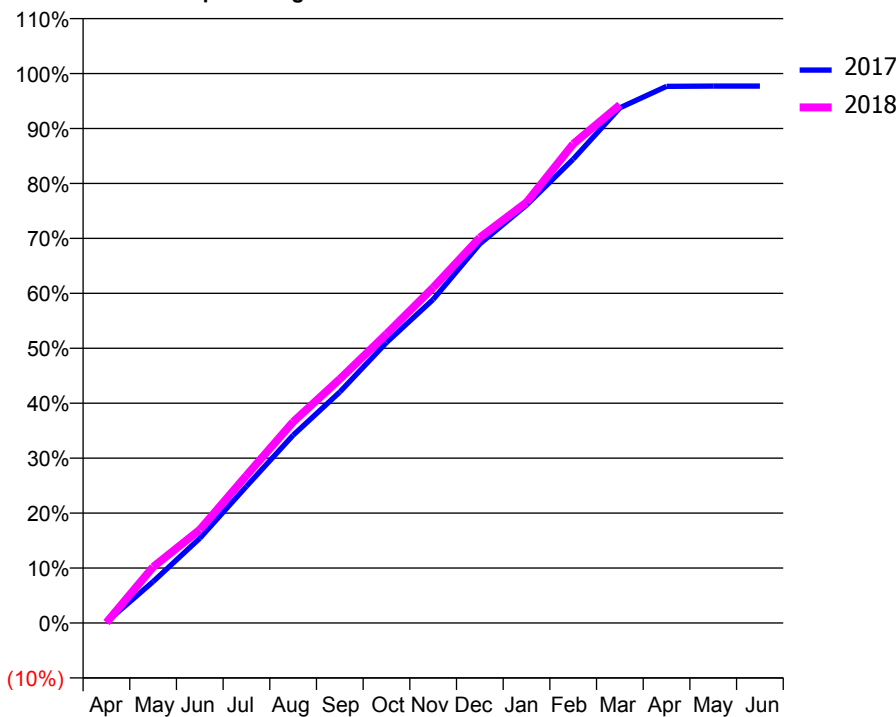
ACCESS*

Patients seen in 24 months	Total	Change since previous quarter
Quarter ending March 2017	11,829	
Quarter ending June 2017	11,771	→
Quarter ending September 2017	11,717	→
Quarter ending December 2017	11,689	→
Quarter ending March 2018	11,639	→
Variance since March 2017	(1.6%)	↓



ACTIVITY

Cumulative percentage of contracted UDA delivered 2017 & 2018



Month	Adjusted Scheduled Activity (UDA)	
	2017	2018
April	47	22
May	1,955	2,645
June	3,998	4,404
July	6,452	6,965
August	8,862	9,490
September	10,904	11,513
October	13,236	13,638
November	15,268	15,826
December	17,894	18,190
January	19,721	19,848
February	21,885	22,604
March	24,309	24,451
April	25,321	
May	25,336	
June	25,338	

QUALITY

	Quantity	Base Number	Contract	AT	Region	England
% of FP17s for the same patient ID Re-attending within 3 months - Children	311	3,771	8.2%	11.0%	11.6%	11.9%
% of FP17s for the same patient ID Re-attending within 3 months - Adults	1,683	12,550	13.4%	14.6%	15.4%	16.0%
% of FP17s for the same patient ID Re-attending between 3 & 9 months - Children	2,028	3,771	53.8%	59.6%	59.4%	58.3%
% of FP17s for the same patient ID Re-attending between 3 & 9 months - Adults	4,550	12,550	36.3%	48.5%	51.3%	50.3%
% of FP17s for Band 1 Urgent Courses	2,247	15,122	14.9%	9.4%	8.0%	9.1%
% of FP17s Relating to Free Repair or Replacements	162	15,122	1.1%	0.8%	0.8%	0.8%
% of FP17s Relating to Continuations	84	15,122	0.6%	1.1%	1.0%	1.0%
% of Patients satisfied with the dentistry they have received	20	21	95.2%	92.3%	91.7%	91.5%
% of Patients satisfied with the time they had to wait for an appointment	20	21	95.2%	87.4%	88.3%	87.9%

* This is based on patients treated on this contract for their most recent course of treatment. Figures in italics indicate the base number of FP17s or Patient Questionnaire responses are less than 100. N/A is shown where the base number of responses is less than 10 during the period. % is calculated as Quantity/Base number*100

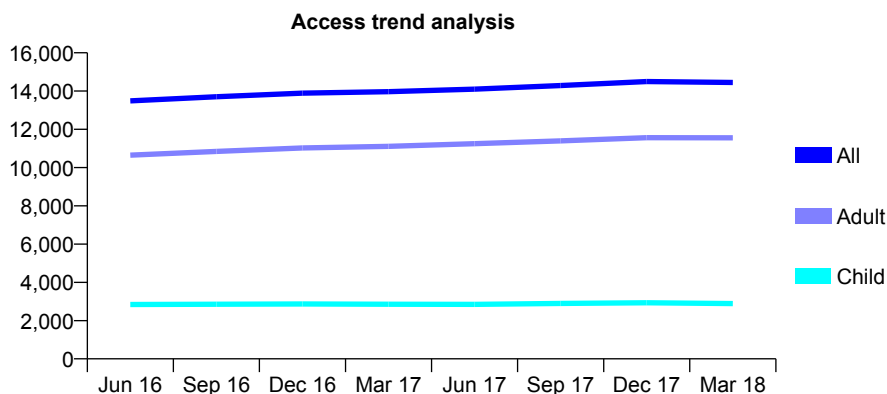
Q56 - Vital Signs At a Glance Contract Report for 827134/0009 - March 2018

Name or company name	MR JG PLUMMER
Contract type name	GDS Contract
Purpose of contract	General and Orthodontic
Contract start date	01/04/2006
Contract end date	

17/18 Contracted general activity (UDA)	32,392
Carry forward general activity (UDA)	690
17/18 Contracted orthodontic activity (UOA)	1,980
Carry forward orthodontic activity (UOA)	-26
Baseline contract value	£1,080,480.30

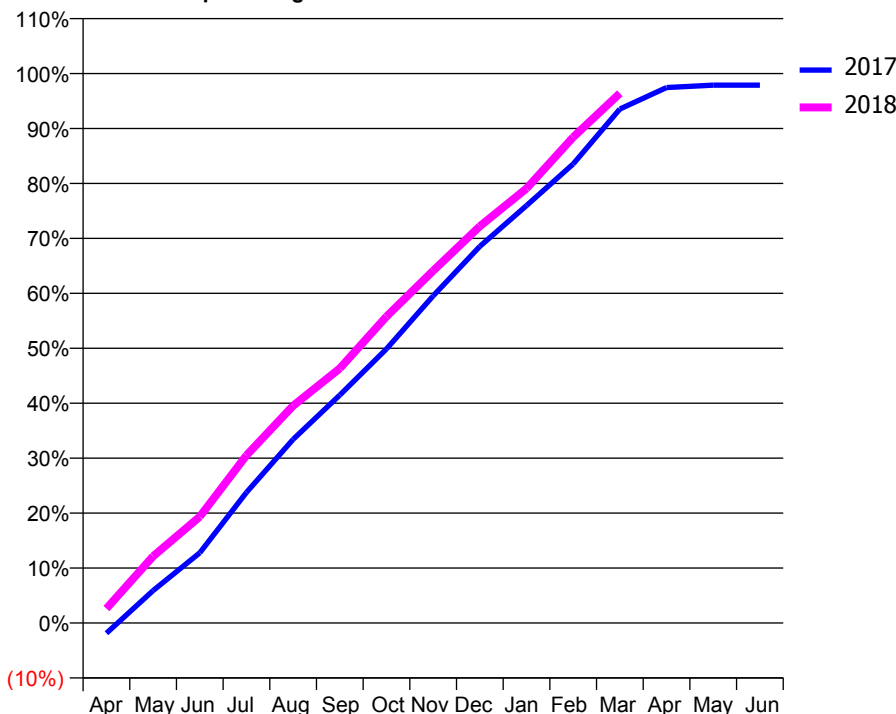
ACCESS*

Patients seen in 24 months	Total	Change since previous quarter
Quarter ending March 2017	13,969	
Quarter ending June 2017	14,100	→
Quarter ending September 2017	14,289	→
Quarter ending December 2017	14,496	→
Quarter ending March 2018	14,450	→
Variance since March 2017	3.4%	↑



ACTIVITY

Cumulative percentage of contracted UDA delivered 2017 & 2018



Adjusted Scheduled Activity (UDA)

Month	2017	2018
April	-609	850
May	1,917	3,934
June	4,138	6,271
July	7,703	9,887
August	10,828	12,811
September	13,439	15,009
October	16,157	18,070
November	19,286	20,762
December	22,202	23,389
January	24,604	25,612
February	27,061	28,639
March	30,300	31,227
April	31,561	
May	31,702	
June	31,702	

QUALITY

	Quantity	Base Number	Contract	AT	Region	England
% of FP17s for the same patient ID Re-attending within 3 months - Children	315	4,703	6.7%	11.0%	11.6%	11.9%
% of FP17s for the same patient ID Re-attending within 3 months - Adults	2,231	16,061	13.9%	14.6%	15.4%	16.0%
% of FP17s for the same patient ID Re-attending between 3 & 9 months - Children	2,767	4,703	58.8%	59.6%	59.4%	58.3%
% of FP17s for the same patient ID Re-attending between 3 & 9 months - Adults	6,235	16,061	38.8%	48.5%	51.3%	50.3%
% of FP17s for Band 1 Urgent Courses	2,680	19,598	13.7%	9.4%	8.0%	9.1%
% of FP17s Relating to Free Repair or Replacements	219	19,598	1.1%	0.8%	0.8%	0.8%
% of FP17s Relating to Continuations	145	19,598	0.7%	1.1%	1.0%	1.0%
% of Patients satisfied with the dentistry they have received	15	16	93.8%	92.3%	91.7%	91.5%
% of Patients satisfied with the time they had to wait for an appointment	14	16	87.5%	87.4%	88.3%	87.9%

* This is based on patients treated on this contract for their most recent course of treatment. Figures in italics indicate the base number of FP17s or Patient Questionnaire responses are less than 100. N/A is shown where the base number of responses is less than 10 during the period. % is calculated as Quantity/Base number*100

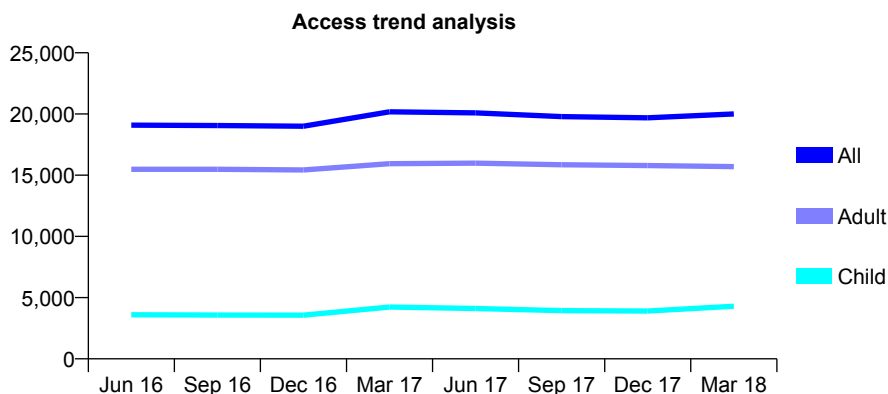
Q56 - Vital Signs At a Glance Contract Report for 827134/0010 - March 2018

Name or company name	MR JG PLUMMER
Contract type name	Pilot Contract
Purpose of contract	General and Orthodontic
Contract start date	01/04/2006
Contract end date	

17/18 Contracted general activity (UDA)	51,443
Carry forward general activity (UDA)	0
17/18 Contracted orthodontic activity (UOA)	2,750
Carry forward orthodontic activity (UOA)	4
Baseline contract value	£1,663,806.62

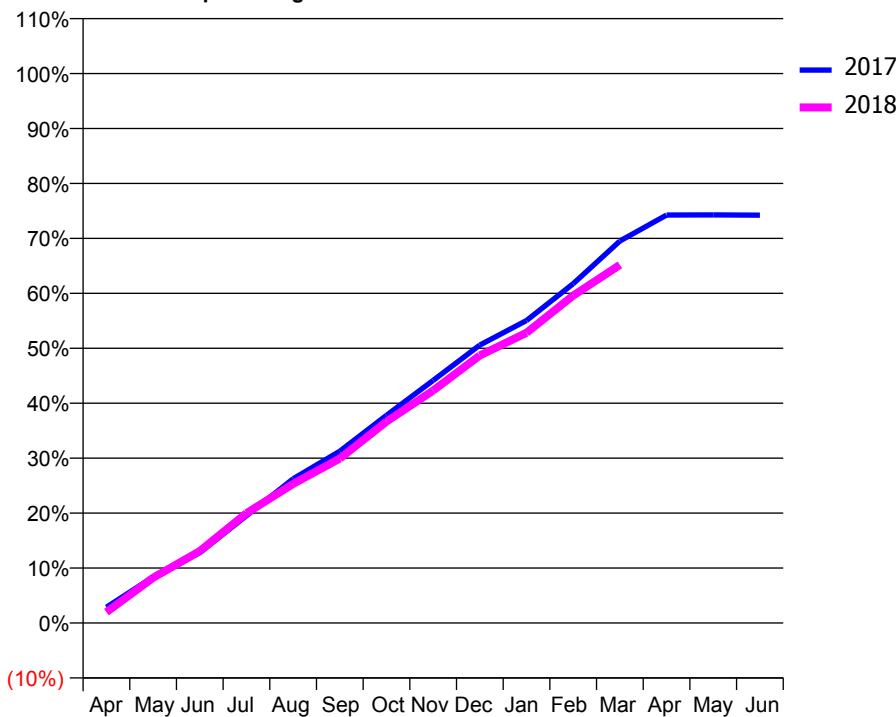
ACCESS*

Patients seen in 24 months	Total	Change since previous quarter
Quarter ending March 2017	20,177	
Quarter ending June 2017	20,094	→
Quarter ending September 2017	19,791	↓
Quarter ending December 2017	19,690	→
Quarter ending March 2018	20,006	→
Variance since March 2017	(0.8%)	→



ACTIVITY

Cumulative percentage of contracted UDA delivered 2017 & 2018



Month	Adjusted Scheduled Activity (UDA)	
	2017	2018
April	1,485	1,020
May	4,308	4,234
June	6,583	6,733
July	10,049	10,277
August	13,502	13,024
September	16,079	15,400
October	19,446	18,854
November	22,710	21,762
December	26,028	25,054
January	28,318	27,173
February	31,766	30,660
March	35,761	33,519
April	38,198	
May	38,202	
June	38,183	

QUALITY

	Quantity	Base Number	Contract	AT	Region	England
% of FP17s for the same patient ID Re-attending within 3 months - Children	349	5,800	6.0%	11.0%	11.6%	11.9%
% of FP17s for the same patient ID Re-attending within 3 months - Adults	1,464	16,082	9.1%	14.6%	15.4%	16.0%
% of FP17s for the same patient ID Re-attending between 3 & 9 months - Children	2,344	5,800	40.4%	59.6%	59.4%	58.3%
% of FP17s for the same patient ID Re-attending between 3 & 9 months - Adults	5,048	16,082	31.4%	48.5%	51.3%	50.3%
% of FP17s for Band 1 Urgent Courses	1,697	18,676	9.1%	9.4%	8.0%	9.1%
% of FP17s Relating to Free Repair or Replacements	209	18,676	1.1%	0.8%	0.8%	0.8%
% of FP17s Relating to Continuations	114	18,676	0.6%	1.1%	1.0%	1.0%
% of Patients satisfied with the dentistry they have received	53	57	93.0%	92.3%	91.7%	91.5%
% of Patients satisfied with the time they had to wait for an appointment	46	57	80.7%	87.4%	88.3%	87.9%

* This is based on patients treated on this contract for their most recent course of treatment. Figures in italics indicate the base number of FP17s or Patient Questionnaire responses are less than 100. N/A is shown where the base number of responses is less than 10 during the period. % is calculated as Quantity/Base number*100

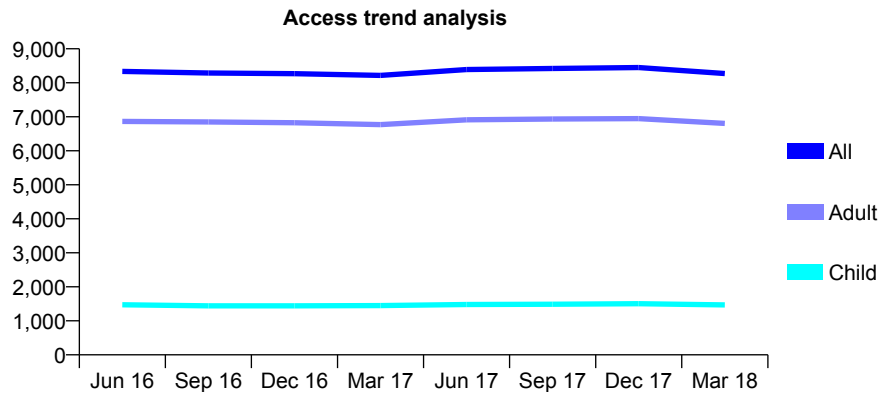
Q56 - Vital Signs At a Glance Contract Report for 827134/0012 - March 2018

Name or company name	MR JG PLUMMER
Contract type name	GDS Contract
Purpose of contract	General and Orthodontic
Contract start date	01/04/2006
Contract end date	

17/18 Contracted general activity (UDA)	22,126
Carry forward general activity (UDA)	734
17/18 Contracted orthodontic activity (UOA)	2,090
Carry forward orthodontic activity (UOA)	81
Baseline contract value	£826,898.01

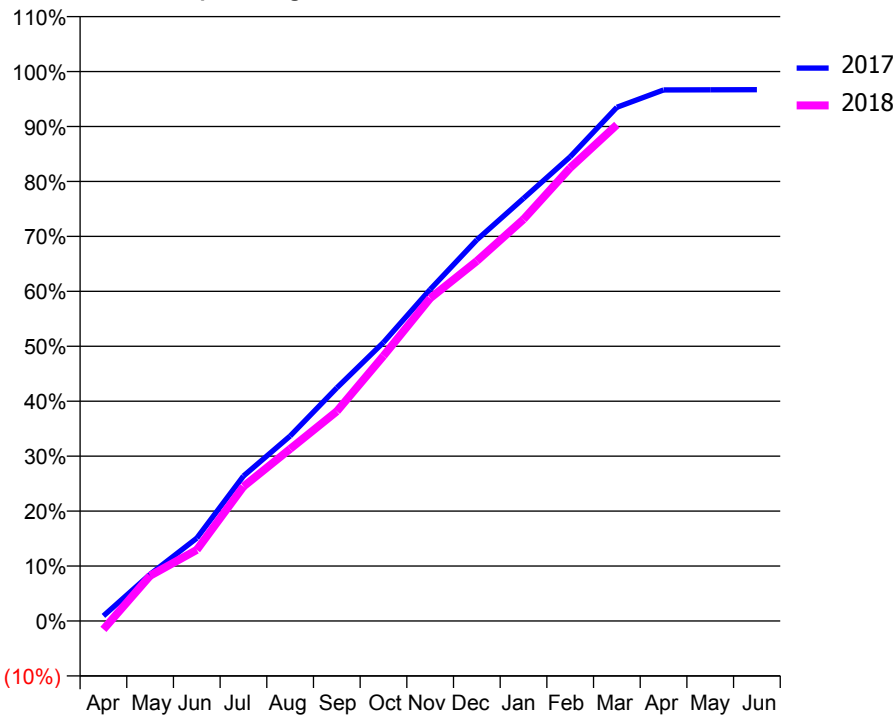
ACCESS*

Patients seen in 24 months	Total	Change since previous quarter
Quarter ending March 2017	8,218	
Quarter ending June 2017	8,391	↑
Quarter ending September 2017	8,421	→
Quarter ending December 2017	8,448	→
Quarter ending March 2018	8,274	↓
Variance since March 2017	0.7%	→



ACTIVITY

Cumulative percentage of contracted UDA delivered 2017 & 2018



Month	Adjusted Scheduled Activity (UDA)	
	2017	2018
April	209	-340
May	1,880	1,823
June	3,337	2,864
July	5,839	5,412
August	7,450	6,928
September	9,386	8,443
October	11,221	10,679
November	13,349	12,998
December	15,347	14,497
January	17,018	16,175
February	18,696	18,246
March	20,683	19,981
April	21,386	
May	21,391	
June	21,392	

QUALITY

	Quantity	Base Number	Contract	AT	Region	England
% of FP17s for the same patient ID Re-attending within 3 months - Children	207	2,262	9.2%	11.0%	11.6%	11.9%
% of FP17s for the same patient ID Re-attending within 3 months - Adults	999	8,379	11.9%	14.6%	15.4%	16.0%
% of FP17s for the same patient ID Re-attending between 3 & 9 months - Children	1,050	2,262	46.4%	59.6%	59.4%	58.3%
% of FP17s for the same patient ID Re-attending between 3 & 9 months - Adults	2,410	8,379	28.8%	48.5%	51.3%	50.3%
% of FP17s for Band 1 Urgent Courses	950	9,775	9.7%	9.4%	8.0%	9.1%
% of FP17s Relating to Free Repair or Replacements	349	9,775	3.6%	0.8%	0.8%	0.8%
% of FP17s Relating to Continuations	104	9,775	1.1%	1.1%	1.0%	1.0%
% of Patients satisfied with the dentistry they have received	4	4	N/A	92.3%	91.7%	91.5%
% of Patients satisfied with the time they had to wait for an appointment	4	4	N/A	87.4%	88.3%	87.9%

* This is based on patients treated on this contract for their most recent course of treatment. Figures in italics indicate the base number of FP17s or Patient Questionnaire responses are less than 100. N/A is shown where the base number of responses is less than 10 during the period. % is calculated as Quantity/Base number*100

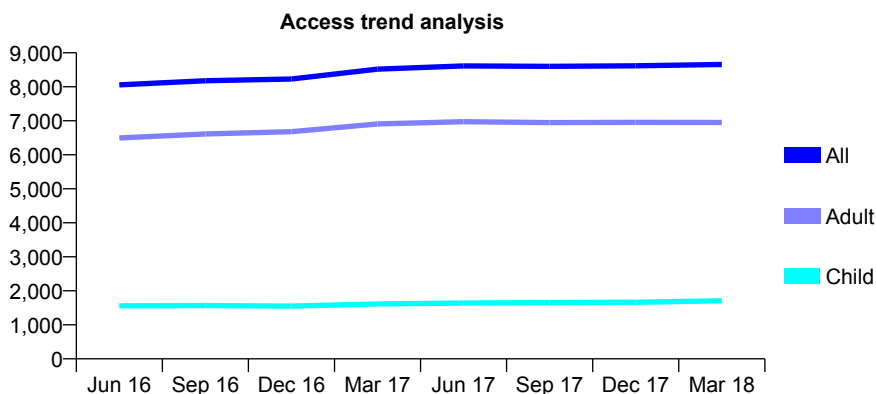
Q56 - Vital Signs At a Glance Contract Report for 827134/0013 - March 2018

Name or company name	MR JG PLUMMER
Contract type name	GDS Contract
Purpose of contract	General and Orthodontic
Contract start date	01/04/2006
Contract end date	

17/18 Contracted general activity (UDA)	24,945
Carry forward general activity (UDA)	851
17/18 Contracted orthodontic activity (UOA)	2,064
Carry forward orthodontic activity (UOA)	68
Baseline contract value	£887,313.70

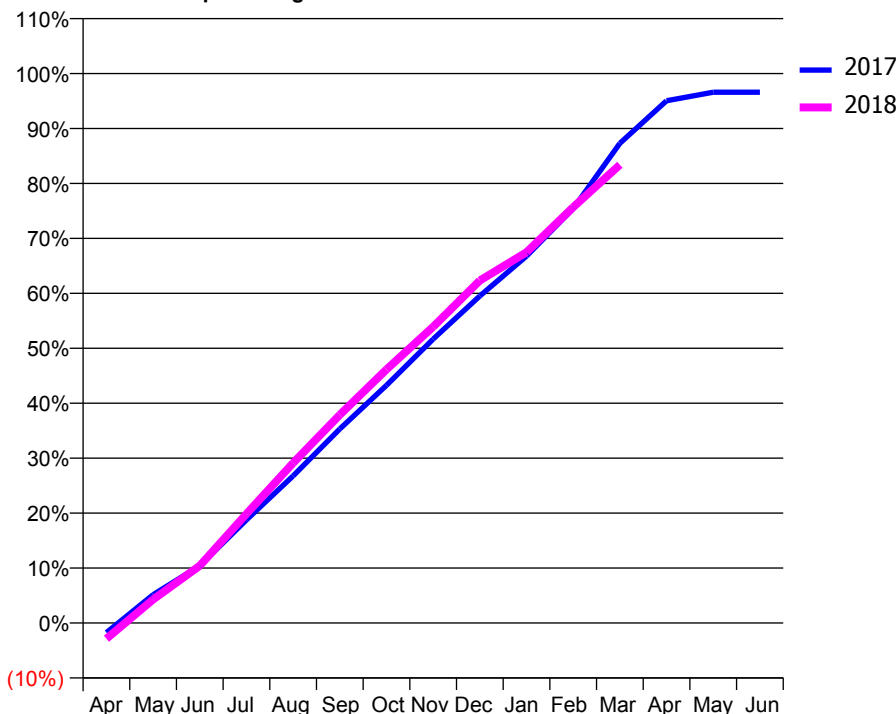
ACCESS*

Patients seen in 24 months	Total	Change since previous quarter
Quarter ending March 2017	8,521	
Quarter ending June 2017	8,615	→
Quarter ending September 2017	8,600	→
Quarter ending December 2017	8,619	→
Quarter ending March 2018	8,658	→
Variance since March 2017	1.6%	→



ACTIVITY

Cumulative percentage of contracted UDA delivered 2017 & 2018



Month	Adjusted Scheduled Activity (UDA)	
	2017	2018
April	-438	-715
May	1,289	1,066
June	2,602	2,597
July	4,680	4,955
August	6,681	7,268
September	8,812	9,453
October	10,793	11,513
November	12,888	13,445
December	14,848	15,548
January	16,658	16,832
February	18,814	18,878
March	21,777	20,802
April	23,706	
May	24,094	
June	24,094	

QUALITY

	Quantity	Base Number	Contract	AT	Region	England
% of FP17s for the same patient ID Re-attending within 3 months - Children	288	2,671	10.8%	11.0%	11.6%	11.9%
% of FP17s for the same patient ID Re-attending within 3 months - Adults	1,477	9,320	15.8%	14.6%	15.4%	16.0%
% of FP17s for the same patient ID Re-attending between 3 & 9 months - Children	1,168	2,671	43.7%	59.6%	59.4%	58.3%
% of FP17s for the same patient ID Re-attending between 3 & 9 months - Adults	3,657	9,320	39.2%	48.5%	51.3%	50.3%
% of FP17s for Band 1 Urgent Courses	1,770	10,514	16.8%	9.4%	8.0%	9.1%
% of FP17s Relating to Free Repair or Replacements	177	10,514	1.7%	0.8%	0.8%	0.8%
% of FP17s Relating to Continuations	125	10,514	1.2%	1.1%	1.0%	1.0%
% of Patients satisfied with the dentistry they have received	8	8	N/A	92.3%	91.7%	91.5%
% of Patients satisfied with the time they had to wait for an appointment	7	8	N/A	87.4%	88.3%	87.9%

* This is based on patients treated on this contract for their most recent course of treatment. Figures in italics indicate the base number of FP17s or Patient Questionnaire responses are less than 100. N/A is shown where the base number of responses is less than 10 during the period. % is calculated as Quantity/Base number*100

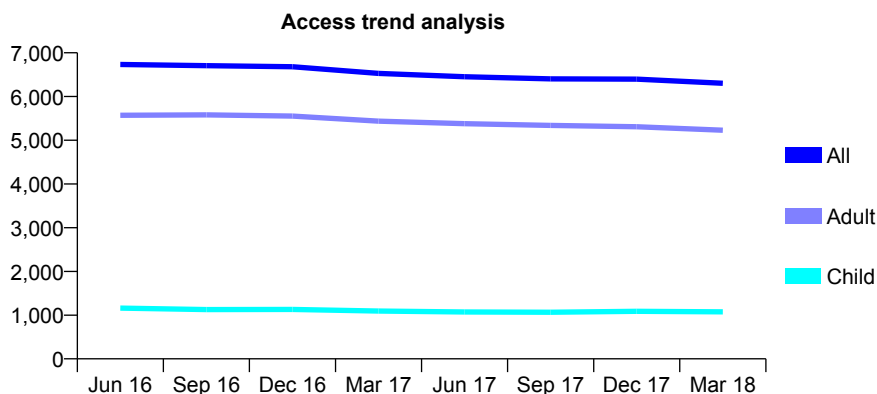
Q56 - Vital Signs At a Glance Contract Report for 827134/0014 - March 2018

Name or company name	MR JG PLUMMER
Contract type name	GDS Contract
Purpose of contract	General and Orthodontic
Contract start date	01/04/2006
Contract end date	

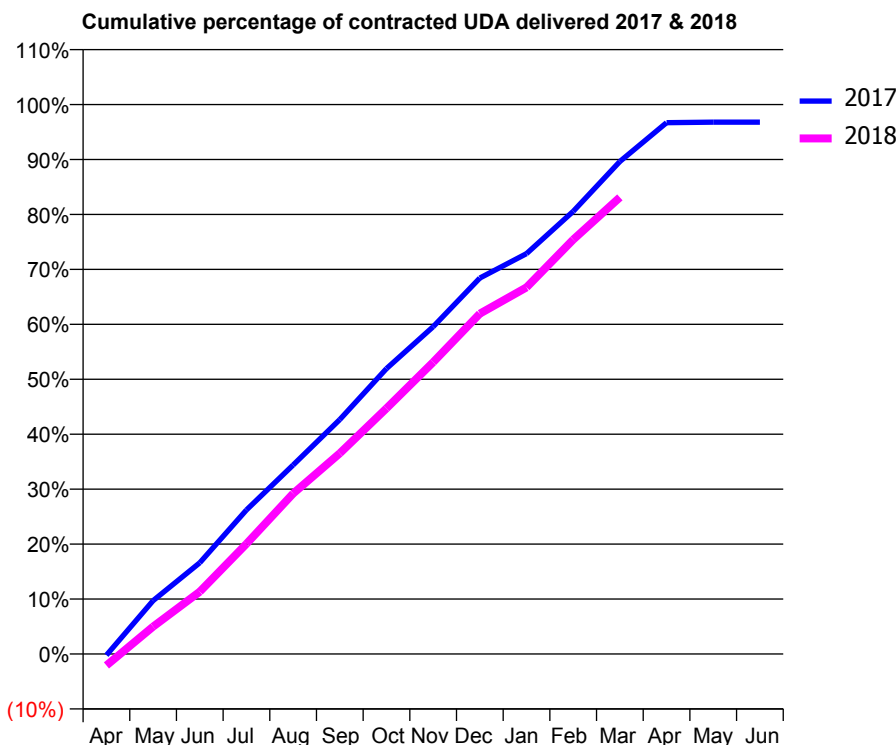
17/18 Contracted general activity (UDA)	15,368
Carry forward general activity (UDA)	493
17/18 Contracted orthodontic activity (UOA)	396
Carry forward orthodontic activity (UOA)	10
Baseline contract value	£517,411.58

ACCESS*

Patients seen in 24 months	Total	Change since previous quarter
Quarter ending March 2017	6,530	
Quarter ending June 2017	6,452	↓
Quarter ending September 2017	6,405	→
Quarter ending December 2017	6,397	→
Quarter ending March 2018	6,304	↓
Variance since March 2017	(3.5%)	↓



ACTIVITY



Month	Adjusted Scheduled Activity (UDA)	
	2017	2018
April	-36	-323
May	1,493	767
June	2,553	1,745
July	4,028	3,082
August	5,288	4,490
September	6,557	5,613
October	7,982	6,870
November	9,155	8,161
December	10,515	9,519
January	11,197	10,255
February	12,380	11,591
March	13,773	12,771
April	14,860	
May	14,875	
June	14,875	

QUALITY

	Quantity	Base Number	Contract	AT	Region	England
% of FP17s for the same patient ID Re-attending within 3 months - Children	101	1,454	6.9%	11.0%	11.6%	11.9%
% of FP17s for the same patient ID Re-attending within 3 months - Adults	964	6,824	14.1%	14.6%	15.4%	16.0%
% of FP17s for the same patient ID Re-attending between 3 & 9 months - Children	451	1,454	31.0%	59.6%	59.4%	58.3%
% of FP17s for the same patient ID Re-attending between 3 & 9 months - Adults	1,874	6,824	27.5%	48.5%	51.3%	50.3%
% of FP17s for Band 1 Urgent Courses	1,299	7,614	17.1%	9.4%	8.0%	9.1%
% of FP17s Relating to Free Repair or Replacements	116	7,614	1.5%	0.8%	0.8%	0.8%
% of FP17s Relating to Continuations	70	7,614	0.9%	1.1%	1.0%	1.0%
% of Patients satisfied with the dentistry they have received	3	5	N/A	92.3%	91.7%	91.5%
% of Patients satisfied with the time they had to wait for an appointment	3	5	N/A	87.4%	88.3%	87.9%

* This is based on patients treated on this contract for their most recent course of treatment. Figures in italics indicate the base number of FP17s or Patient Questionnaire responses are less than 100. N/A is shown where the base number of responses is less than 10 during the period. % is calculated as Quantity/Base number*100

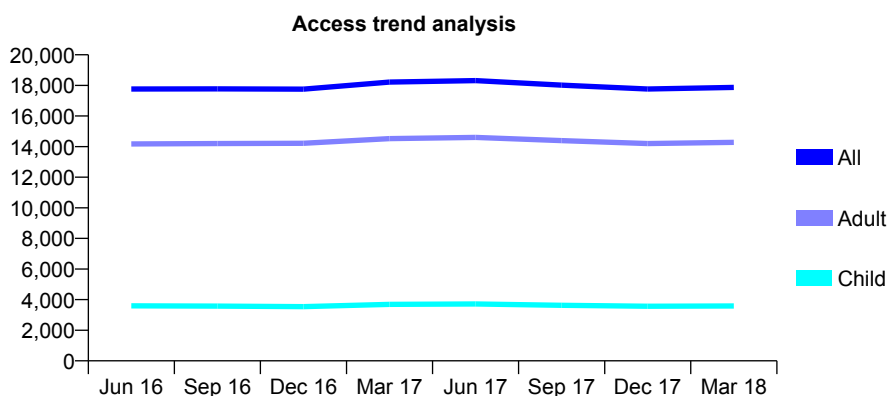
Q56 - Vital Signs At a Glance Contract Report for 827134/0015 - March 2018

Name or company name	MR JG PLUMMER
Contract type name	GDS Contract
Purpose of contract	General and Orthodontic
Contract start date	01/04/2006
Contract end date	

17/18 Contracted general activity (UDA)	51,722
Carry forward general activity (UDA)	1,791
17/18 Contracted orthodontic activity (UOA)	1,341
Carry forward orthodontic activity (UOA)	0
Baseline contract value	£1,422,886.59

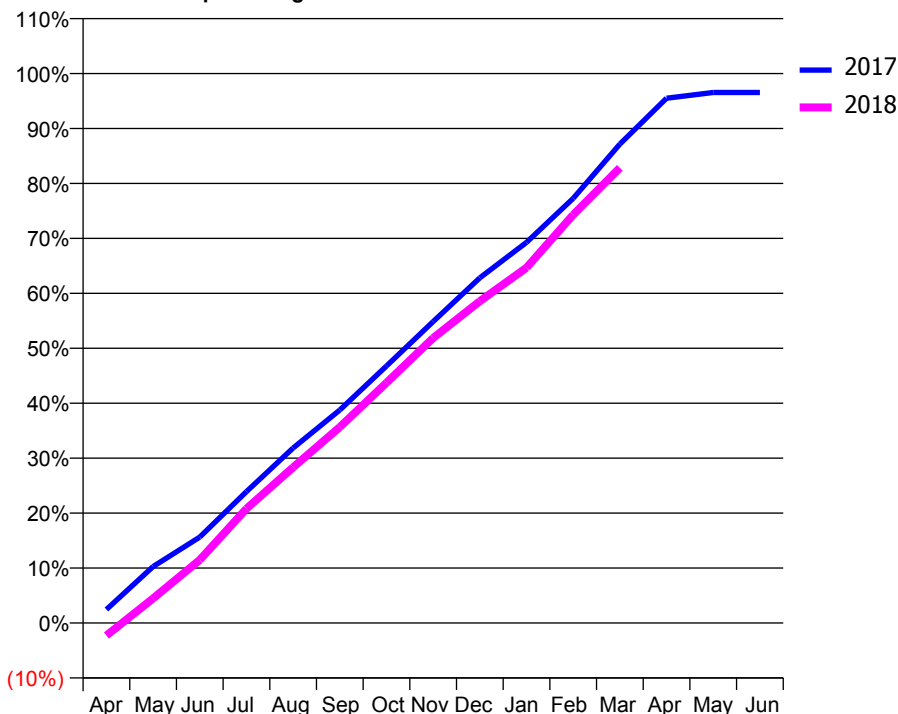
ACCESS*

Patients seen in 24 months	Total	Change since previous quarter
Quarter ending March 2017	18,217	
Quarter ending June 2017	18,318	→
Quarter ending September 2017	18,021	↓
Quarter ending December 2017	17,768	↓
Quarter ending March 2018	17,869	→
Variance since March 2017	(1.9%)	↓



ACTIVITY

Cumulative percentage of contracted UDA delivered 2017 & 2018



Month	Adjusted Scheduled Activity (UDA)	
	2017	2018
April	1,271	-1,191
May	5,318	2,314
June	8,095	5,944
July	12,368	10,762
August	16,473	14,656
September	20,045	18,448
October	24,196	22,607
November	28,373	26,823
December	32,492	30,298
January	35,833	33,445
February	39,973	38,422
March	45,072	42,849
April	49,392	
May	49,930	
June	49,931	

QUALITY

	Quantity	Base Number	Contract	AT	Region	England
% of FP17s for the same patient ID Re-attending within 3 months - Children	414	5,518	7.5%	11.0%	11.6%	11.9%
% of FP17s for the same patient ID Re-attending within 3 months - Adults	3,651	21,112	17.3%	14.6%	15.4%	16.0%
% of FP17s for the same patient ID Re-attending between 3 & 9 months - Children	2,983	5,518	54.1%	59.6%	59.4%	58.3%
% of FP17s for the same patient ID Re-attending between 3 & 9 months - Adults	8,374	21,112	39.7%	48.5%	51.3%	50.3%
% of FP17s for Band 1 Urgent Courses	3,321	23,797	14.0%	9.4%	8.0%	9.1%
% of FP17s Relating to Free Repair or Replacements	235	23,797	1.0%	0.8%	0.8%	0.8%
% of FP17s Relating to Continuations	275	23,797	1.2%	1.1%	1.0%	1.0%
% of Patients satisfied with the dentistry they have received	23	26	88.5%	92.3%	91.7%	91.5%
% of Patients satisfied with the time they had to wait for an appointment	22	26	84.6%	87.4%	88.3%	87.9%

* This is based on patients treated on this contract for their most recent course of treatment. Figures in italics indicate the base number of FP17s or Patient Questionnaire responses are less than 100. N/A is shown where the base number of responses is less than 10 during the period. % is calculated as Quantity/Base number*100

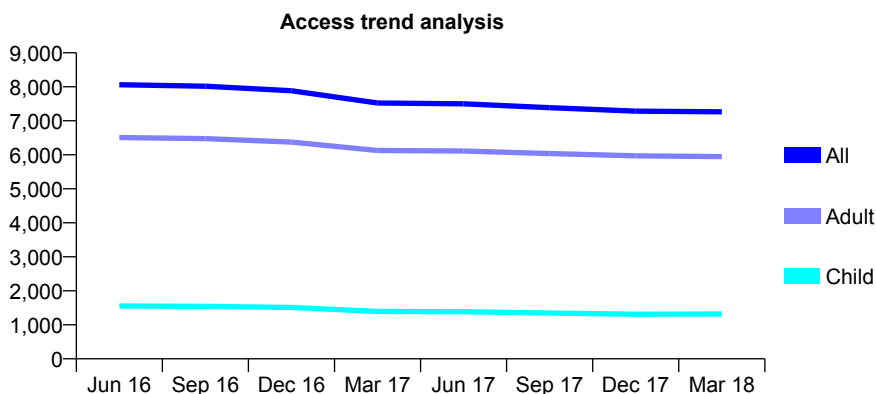
Q56 - Vital Signs At a Glance Contract Report for 827134/0016 - March 2018

Name or company name	MR JG PLUMMER
Contract type name	GDS Contract
Purpose of contract	General and Orthodontic
Contract start date	01/04/2006
Contract end date	

17/18 Contracted general activity (UDA)	20,424
Carry forward general activity (UDA)	620
17/18 Contracted orthodontic activity (UOA)	500
Carry forward orthodontic activity (UOA)	18
Baseline contract value	£631,934.07

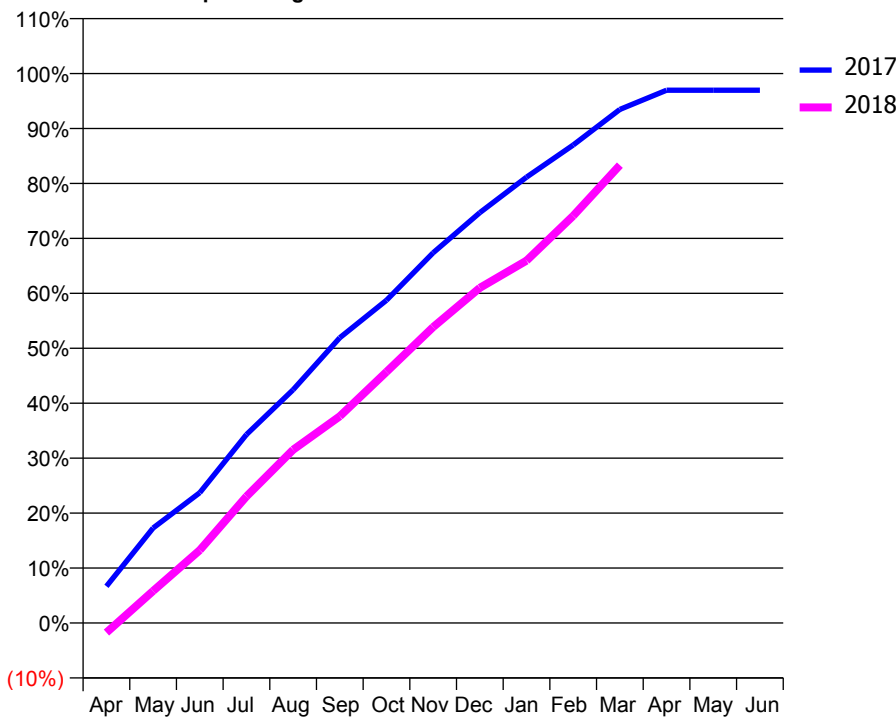
ACCESS*

Patients seen in 24 months	Total	Change since previous quarter
Quarter ending March 2017	7,525	
Quarter ending June 2017	7,499	→
Quarter ending September 2017	7,385	↓
Quarter ending December 2017	7,284	↓
Quarter ending March 2018	7,265	→
Variance since March 2017	(3.5%)	↓



ACTIVITY

Cumulative percentage of contracted UDA delivered 2017 & 2018



Month	Adjusted Scheduled Activity (UDA)	
	2017	2018
April	1,364	-360
May	3,534	1,191
June	4,843	2,709
July	7,006	4,706
August	8,669	6,441
September	10,605	7,684
October	11,997	9,334
November	13,759	11,002
December	15,253	12,456
January	16,573	13,469
February	17,764	15,135
March	19,088	17,015
April	19,801	
May	19,803	
June	19,804	

QUALITY

	Quantity	Base Number	Contract	AT	Region	England
% of FP17s for the same patient ID Re-attending within 3 months - Children	110	1,862	5.9%	11.0%	11.6%	11.9%
% of FP17s for the same patient ID Re-attending within 3 months - Adults	1,061	7,982	13.3%	14.6%	15.4%	16.0%
% of FP17s for the same patient ID Re-attending between 3 & 9 months - Children	932	1,862	50.1%	59.6%	59.4%	58.3%
% of FP17s for the same patient ID Re-attending between 3 & 9 months - Adults	3,129	7,982	39.2%	48.5%	51.3%	50.3%
% of FP17s for Band 1 Urgent Courses	1,194	9,246	12.9%	9.4%	8.0%	9.1%
% of FP17s Relating to Free Repair or Replacements	137	9,246	1.5%	0.8%	0.8%	0.8%
% of FP17s Relating to Continuations	70	9,246	0.8%	1.1%	1.0%	1.0%
% of Patients satisfied with the dentistry they have received	7	7	N/A	92.3%	91.7%	91.5%
% of Patients satisfied with the time they had to wait for an appointment	7	7	N/A	87.4%	88.3%	87.9%

* This is based on patients treated on this contract for their most recent course of treatment. Figures in italics indicate the base number of FP17s or Patient Questionnaire responses are less than 100. N/A is shown where the base number of responses is less than 10 during the period. % is calculated as Quantity/Base number*100

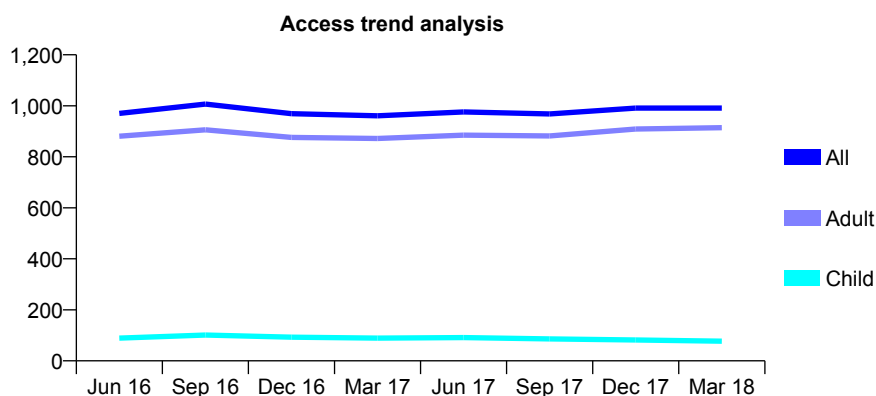
Q56 - Vital Signs At a Glance Contract Report for 827134/0017 - March 2018

Name or company name	MR JG PLUMMER
Contract type name	PDS Contract
Purpose of contract	General
Contract start date	01/02/2008
Contract end date	31/03/2019

17/18 Contracted general activity (UDA)	2,800
Carry forward general activity (UDA)	0
17/18 Contracted orthodontic activity (UOA)	0
Carry forward orthodontic activity (UOA)	0
Baseline contract value	£154,537.17

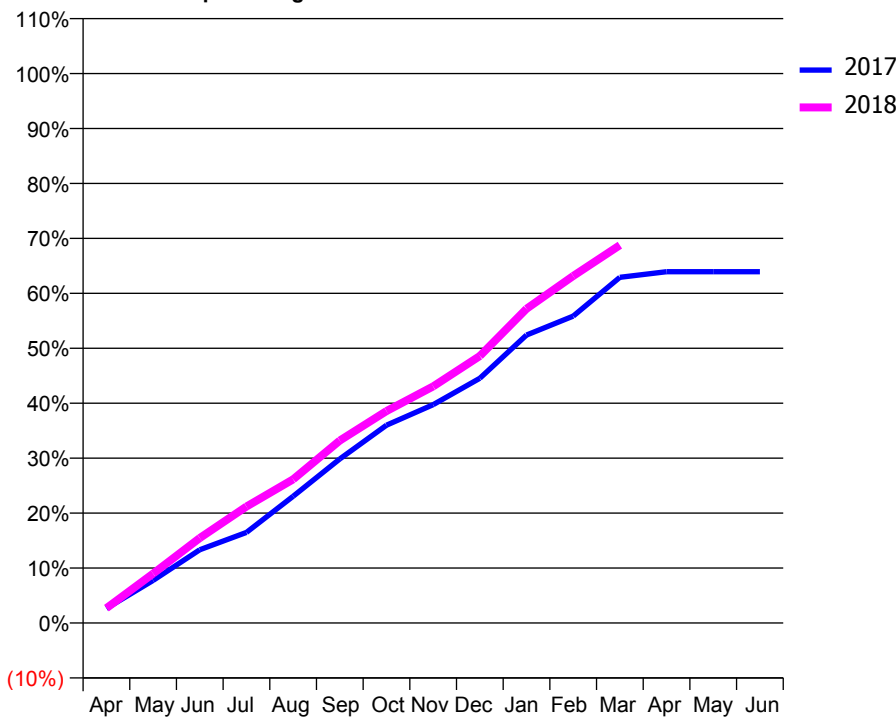
ACCESS*

Patients seen in 24 months	Total	Change since previous quarter
Quarter ending March 2017	961	
Quarter ending June 2017	976	→
Quarter ending September 2017	968	→
Quarter ending December 2017	991	↑
Quarter ending March 2018	991	→
Variance since March 2017	3.1%	↑



ACTIVITY

Cumulative percentage of contracted UDA delivered 2017 & 2018



Month	Adjusted Scheduled Activity (UDA)	
	2017	2018
April	74	76
May	217	252
June	373	433
July	462	593
August	646	732
September	836	930
October	1,008	1,080
November	1,112	1,206
December	1,247	1,361
January	1,467	1,601
February	1,564	1,768
March	1,762	1,925
April	1,790	
May	1,790	
June	1,790	

QUALITY

	Quantity	Base Number	Contract	AT	Region	England
% of FP17s for the same patient ID Re-attending within 3 months - Children	4	178	2.2%	11.0%	11.6%	11.9%
% of FP17s for the same patient ID Re-attending within 3 months - Adults	26	1,445	1.8%	14.6%	15.4%	16.0%
% of FP17s for the same patient ID Re-attending between 3 & 9 months - Children	0	178	0.0%	59.6%	59.4%	58.3%
% of FP17s for the same patient ID Re-attending between 3 & 9 months - Adults	14	1,445	1.0%	48.5%	51.3%	50.3%
% of FP17s for Band 1 Urgent Courses	1,587	1,599	99.2%	9.4%	8.0%	9.1%
% of FP17s Relating to Free Repair or Replacements	1	1,599	0.1%	0.8%	0.8%	0.8%
% of FP17s Relating to Continuations	0	1,599	0.0%	1.1%	1.0%	1.0%
% of Patients satisfied with the dentistry they have received	3	3	N/A	92.3%	91.7%	91.5%
% of Patients satisfied with the time they had to wait for an appointment	3	3	N/A	87.4%	88.3%	87.9%

* This is based on patients treated on this contract for their most recent course of treatment. Figures in italics indicate the base number of FP17s or Patient Questionnaire responses are less than 100. N/A is shown where the base number of responses is less than 10 during the period. % is calculated as Quantity/Base number*100

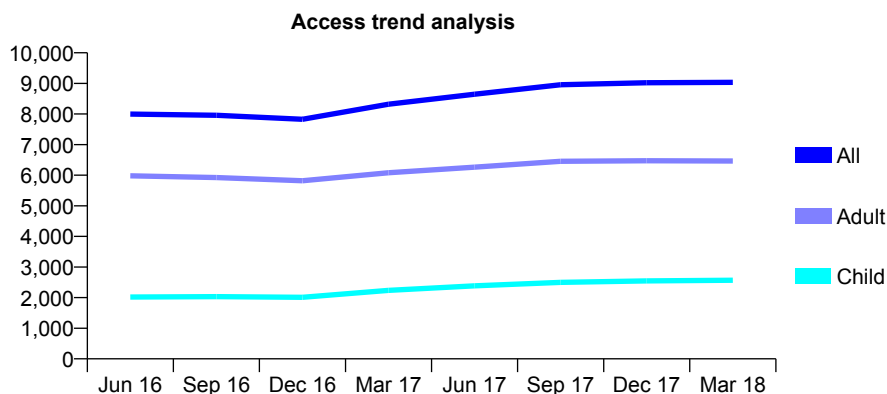
Q56 - Vital Signs At a Glance Contract Report for 836036/0001 - March 2018

Name or company name	MR BS SANGHERA
Contract type name	GDS Contract
Purpose of contract	General
Contract start date	01/04/2006
Contract end date	

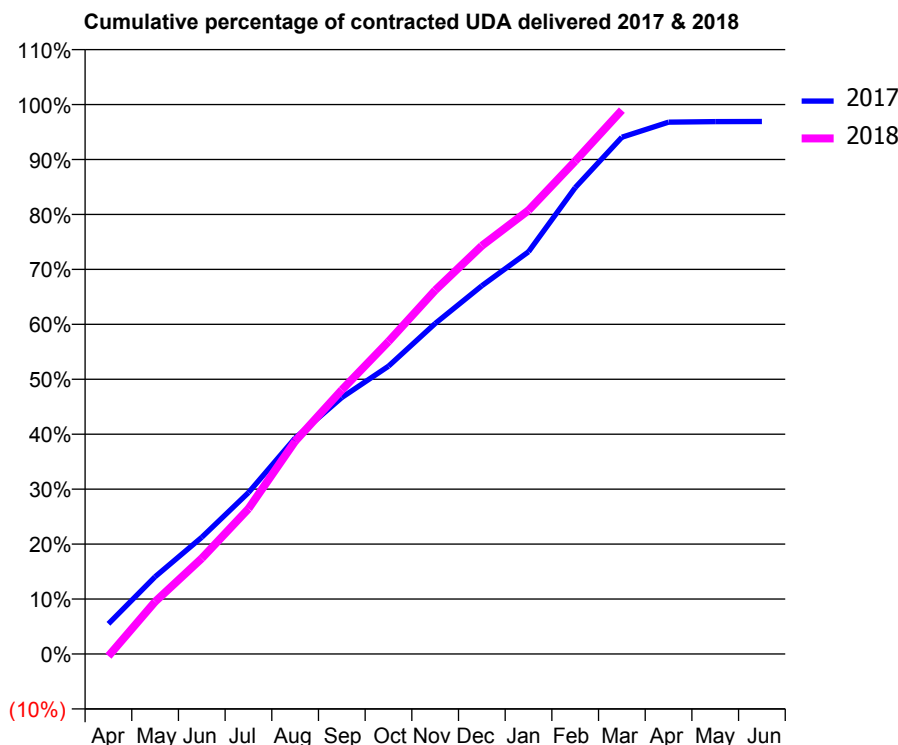
17/18 Contracted general activity (UDA)	31,345
Carry forward general activity (UDA)	972
17/18 Contracted orthodontic activity (UOA)	0
Carry forward orthodontic activity (UOA)	0
Baseline contract value	£776,456.61

ACCESS*

Patients seen in 24 months	Total	Change since previous quarter
Quarter ending March 2017	8,319	
Quarter ending June 2017	8,647	↑
Quarter ending September 2017	8,957	↑
Quarter ending December 2017	9,020	→
Quarter ending March 2018	9,033	→
Variance since March 2017	8.6%	↑



ACTIVITY



Month	Adjusted Scheduled Activity (UDA)	
	2017	2018
April	1,722	-123
May	4,405	2,989
June	6,663	5,455
July	9,204	8,291
August	12,318	12,135
September	14,634	15,063
October	16,415	17,828
November	18,855	20,745
December	21,002	23,284
January	22,943	25,309
February	26,602	28,120
March	29,478	31,026
April	30,339	
May	30,369	
June	30,373	

QUALITY

	Quantity	Base Number	Contract	AT	Region	England
% of FP17s for the same patient ID Re-attending within 3 months - Children	423	4,749	8.9%	11.0%	11.6%	11.9%
% of FP17s for the same patient ID Re-attending within 3 months - Adults	1,734	10,276	16.9%	14.6%	15.4%	16.0%
% of FP17s for the same patient ID Re-attending between 3 & 9 months - Children	3,101	4,749	65.3%	59.6%	59.4%	58.3%
% of FP17s for the same patient ID Re-attending between 3 & 9 months - Adults	5,569	10,276	54.2%	48.5%	51.3%	50.3%
% of FP17s for Band 1 Urgent Courses	1,369	14,583	9.4%	9.4%	8.0%	9.1%
% of FP17s Relating to Free Repair or Replacements	41	14,583	0.3%	0.8%	0.8%	0.8%
% of FP17s Relating to Continuations	224	14,583	1.5%	1.1%	1.0%	1.0%
% of Patients satisfied with the dentistry they have received	11	11	100.0%	92.3%	91.7%	91.5%
% of Patients satisfied with the time they had to wait for an appointment	11	11	100.0%	87.4%	88.3%	87.9%

* This is based on patients treated on this contract for their most recent course of treatment. Figures in italics indicate the base number of FP17s or Patient Questionnaire responses are less than 100. N/A is shown where the base number of responses is less than 10 during the period. % is calculated as Quantity/Base number*100

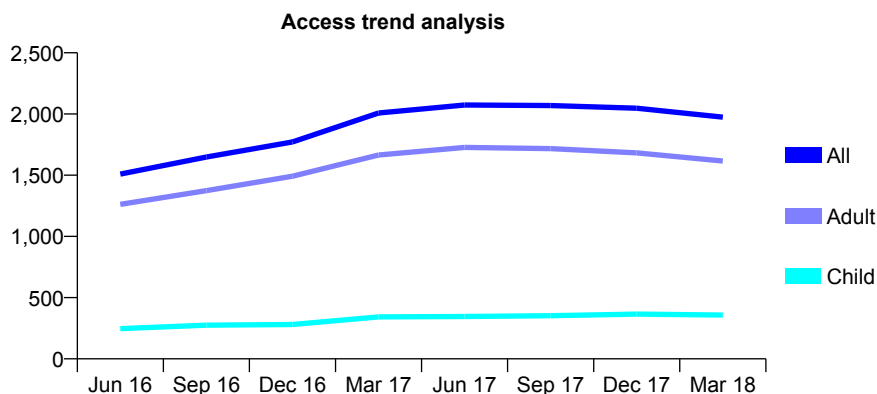
Q56 - Vital Signs At a Glance Contract Report for 836036/0003 - March 2018

Name or company name	MR BS SANGHERA
Contract type name	GDS Contract
Purpose of contract	General
Contract start date	01/07/2015
Contract end date	

17/18 Contracted general activity (UDA)	4,123
Carry forward general activity (UDA)	-82
17/18 Contracted orthodontic activity (UOA)	0
Carry forward orthodontic activity (UOA)	0
Baseline contract value	£149,098.33

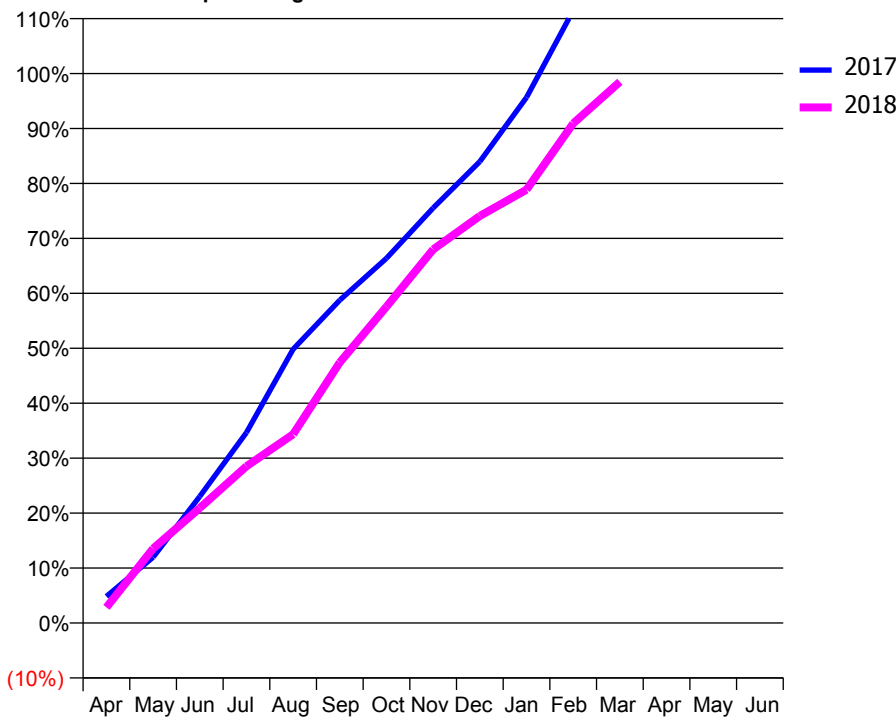
ACCESS*

Patients seen in 24 months	Total	Change since previous quarter
Quarter ending March 2017	2,008	
Quarter ending June 2017	2,073	↑
Quarter ending September 2017	2,069	→
Quarter ending December 2017	2,047	↓
Quarter ending March 2018	1,974	↓
Variance since March 2017	(1.7%)	↓



ACTIVITY

Cumulative percentage of contracted UDA delivered 2017 & 2018



Month	Adjusted Scheduled Activity (UDA)	
	2017	2018
April	200	118
May	493	559
June	950	863
July	1,429	1,176
August	2,054	1,416
September	2,423	1,955
October	2,737	2,374
November	3,114	2,803
December	3,462	3,054
January	3,943	3,251
February	4,595	3,749
March	5,305	4,061
April	5,504	
May	5,504	
June	5,505	

QUALITY

	Quantity	Base Number	Contract	AT	Region	England
% of FP17s for the same patient ID Re-attending within 3 months - Children	16	457	3.5%	11.0%	11.6%	11.9%
% of FP17s for the same patient ID Re-attending within 3 months - Adults	239	2,020	11.8%	14.6%	15.4%	16.0%
% of FP17s for the same patient ID Re-attending between 3 & 9 months - Children	284	457	62.1%	59.6%	59.4%	58.3%
% of FP17s for the same patient ID Re-attending between 3 & 9 months - Adults	1,130	2,020	55.9%	48.5%	51.3%	50.3%
% of FP17s for Band 1 Urgent Courses	24	2,385	1.0%	9.4%	8.0%	9.1%
% of FP17s Relating to Free Repair or Replacements	20	2,385	0.8%	0.8%	0.8%	0.8%
% of FP17s Relating to Continuations	71	2,385	3.0%	1.1%	1.0%	1.0%
% of Patients satisfied with the dentistry they have received	3	4	N/A	92.3%	91.7%	91.5%
% of Patients satisfied with the time they had to wait for an appointment	4	4	N/A	87.4%	88.3%	87.9%

* This is based on patients treated on this contract for their most recent course of treatment. Figures in italics indicate the base number of FP17s or Patient Questionnaire responses are less than 100. N/A is shown where the base number of responses is less than 10 during the period. % is calculated as Quantity/Base number*100

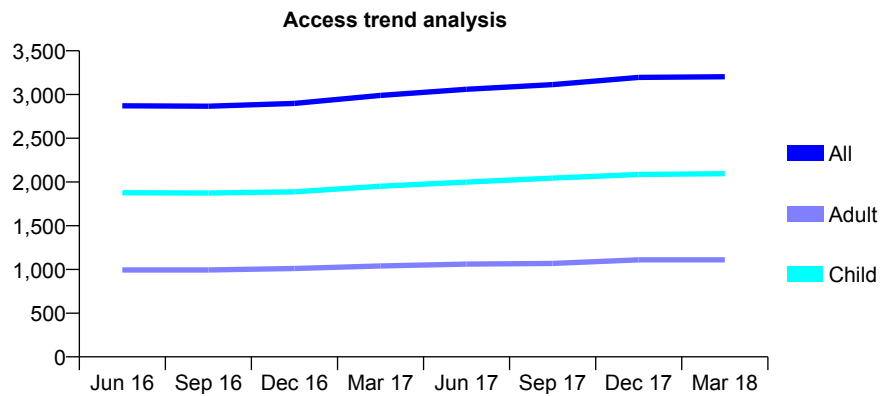
Q56 - Vital Signs At a Glance Contract Report for 839841/0003 - March 2018

Name or company name	MISS GM O'CALLAGHAN
Contract type name	GDS Contract
Purpose of contract	General
Contract start date	01/04/2006
Contract end date	

17/18 Contracted general activity (UDA)	9,313
Carry forward general activity (UDA)	263
17/18 Contracted orthodontic activity (UOA)	0
Carry forward orthodontic activity (UOA)	0
Baseline contract value	£230,290.37

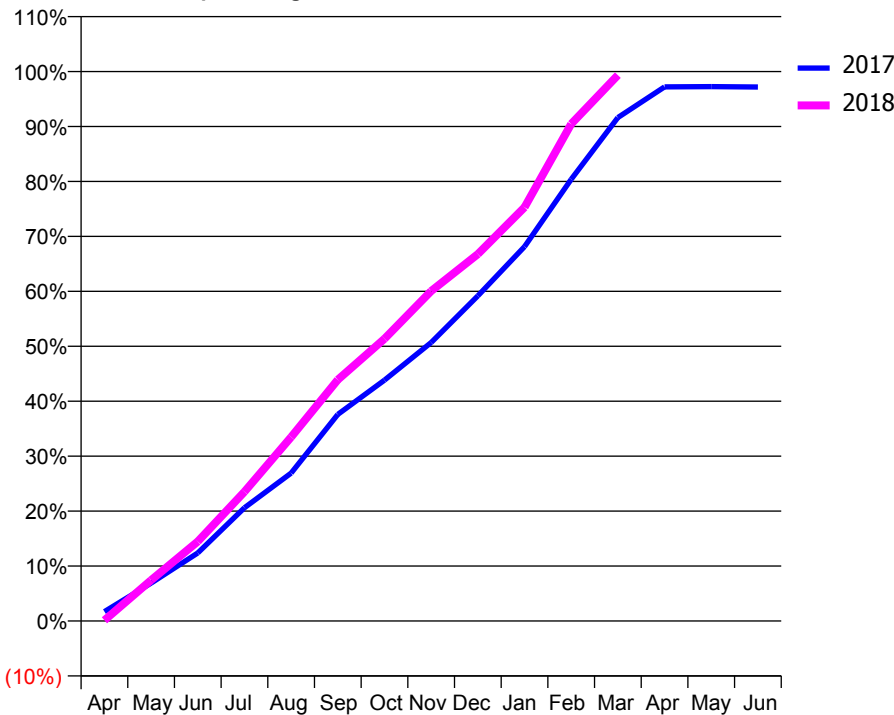
ACCESS*

Patients seen in 24 months	Total	Change since previous quarter
Quarter ending March 2017	2,990	
Quarter ending June 2017	3,060	↑
Quarter ending September 2017	3,113	→
Quarter ending December 2017	3,195	↑
Quarter ending March 2018	3,204	→
Variance since March 2017	7.2%	↑



ACTIVITY

Cumulative percentage of contracted UDA delivered 2017 & 2018



Month	Adjusted Scheduled Activity (UDA)	
	2017	2018
April	160	12
May	642	692
June	1,154	1,348
July	1,920	2,192
August	2,508	3,118
September	3,502	4,090
October	4,082	4,783
November	4,721	5,592
December	5,510	6,219
January	6,345	7,012
February	7,485	8,424
March	8,532	9,250
April	9,051	
May	9,058	
June	9,050	

QUALITY

	Quantity	Base Number	Contract	AT	Region	England
% of FP17s for the same patient ID Re-attending within 3 months - Children	372	3,815	9.8%	11.0%	11.6%	11.9%
% of FP17s for the same patient ID Re-attending within 3 months - Adults	373	1,461	25.5%	14.6%	15.4%	16.0%
% of FP17s for the same patient ID Re-attending between 3 & 9 months - Children	2,567	3,815	67.3%	59.6%	59.4%	58.3%
% of FP17s for the same patient ID Re-attending between 3 & 9 months - Adults	717	1,461	49.1%	48.5%	51.3%	50.3%
% of FP17s for Band 1 Urgent Courses	342	5,068	6.7%	9.4%	8.0%	9.1%
% of FP17s Relating to Free Repair or Replacements	8	5,068	0.2%	0.8%	0.8%	0.8%
% of FP17s Relating to Continuations	0	5,068	0.0%	1.1%	1.0%	1.0%
% of Patients satisfied with the dentistry they have received	2	2	N/A	92.3%	91.7%	91.5%
% of Patients satisfied with the time they had to wait for an appointment	2	2	N/A	87.4%	88.3%	87.9%

* This is based on patients treated on this contract for their most recent course of treatment. Figures in italics indicate the base number of FP17s or Patient Questionnaire responses are less than 100. N/A is shown where the base number of responses is less than 10 during the period. % is calculated as Quantity/Base number*100

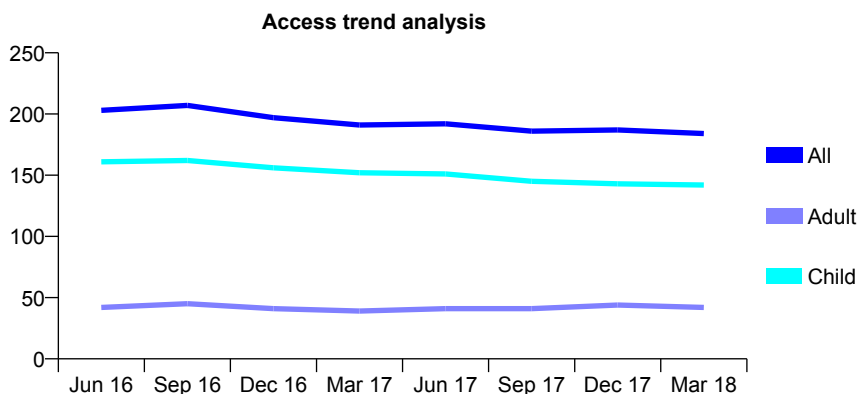
Q56 - Vital Signs At a Glance Contract Report for 840718/0001 - March 2018

Name or company name	MR LS KHANGURA
Contract type name	GDS Contract
Purpose of contract	General
Contract start date	01/04/2006
Contract end date	

17/18 Contracted general activity (UDA)	350
Carry forward general activity (UDA)	0
17/18 Contracted orthodontic activity (UOA)	0
Carry forward orthodontic activity (UOA)	0
Baseline contract value	£9,243.92

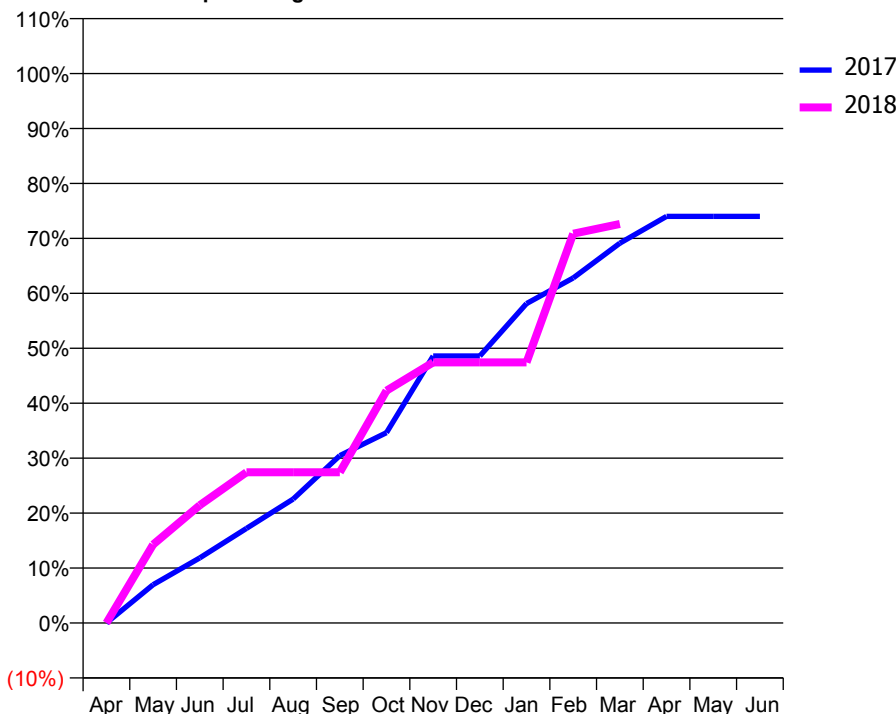
ACCESS*

Patients seen in 24 months	Total	Change since previous quarter
Quarter ending March 2017	191	
Quarter ending June 2017	192	→
Quarter ending September 2017	186	↓
Quarter ending December 2017	187	→
Quarter ending March 2018	184	↓
Variance since March 2017	(3.7%)	↓



ACTIVITY

Cumulative percentage of contracted UDA delivered 2017 & 2018



Month	Adjusted Scheduled Activity (UDA)	
	2017	2018
April	0	0
May	30	50
June	51	75
July	74	96
August	97	96
September	131	96
October	149	148
November	209	166
December	209	166
January	250	166
February	270	248
March	297	254
April	318	
May	318	
June	318	

QUALITY

	Quantity	Base Number	Contract	AT	Region	England
% of FP17s for the same patient ID Re-attending within 3 months - Children	2	210	1.0%	11.0%	11.6%	11.9%
% of FP17s for the same patient ID Re-attending within 3 months - Adults	0	16	0.0%	14.6%	15.4%	16.0%
% of FP17s for the same patient ID Re-attending between 3 & 9 months - Children	152	210	72.4%	59.6%	59.4%	58.3%
% of FP17s for the same patient ID Re-attending between 3 & 9 months - Adults	12	16	75.0%	48.5%	51.3%	50.3%
% of FP17s for Band 1 Urgent Courses	1	208	0.5%	9.4%	8.0%	9.1%
% of FP17s Relating to Free Repair or Replacements	0	208	0.0%	0.8%	0.8%	0.8%
% of FP17s Relating to Continuations	0	208	0.0%	1.1%	1.0%	1.0%
% of Patients satisfied with the dentistry they have received	0	0	N/A	92.3%	91.7%	91.5%
% of Patients satisfied with the time they had to wait for an appointment	0	0	N/A	87.4%	88.3%	87.9%

* This is based on patients treated on this contract for their most recent course of treatment. Figures in italics indicate the base number of FP17s or Patient Questionnaire responses are less than 100. N/A is shown where the base number of responses is less than 10 during the period. % is calculated as Quantity/Base number*100

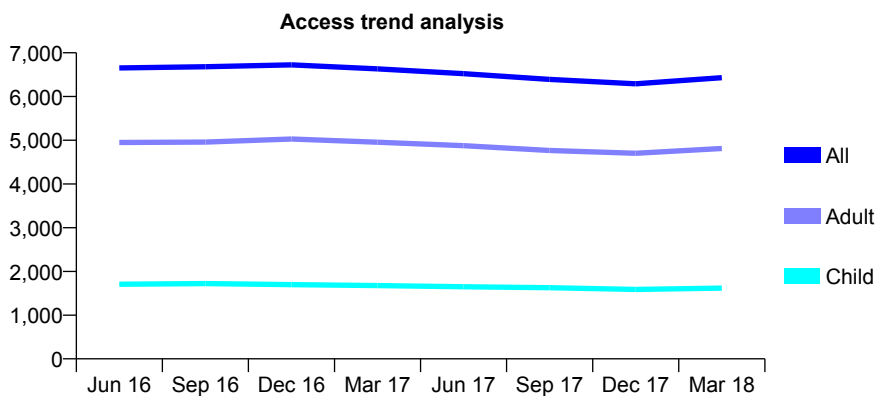
Q56 - Vital Signs At a Glance Contract Report for 842281/0002 - March 2018

Name or company name	MR PS ROLFE
Contract type name	GDS Contract
Purpose of contract	General
Contract start date	16/12/2007
Contract end date	

17/18 Contracted general activity (UDA)	19,749
Carry forward general activity (UDA)	-187
17/18 Contracted orthodontic activity (UOA)	0
Carry forward orthodontic activity (UOA)	0
Baseline contract value	£531,441.06

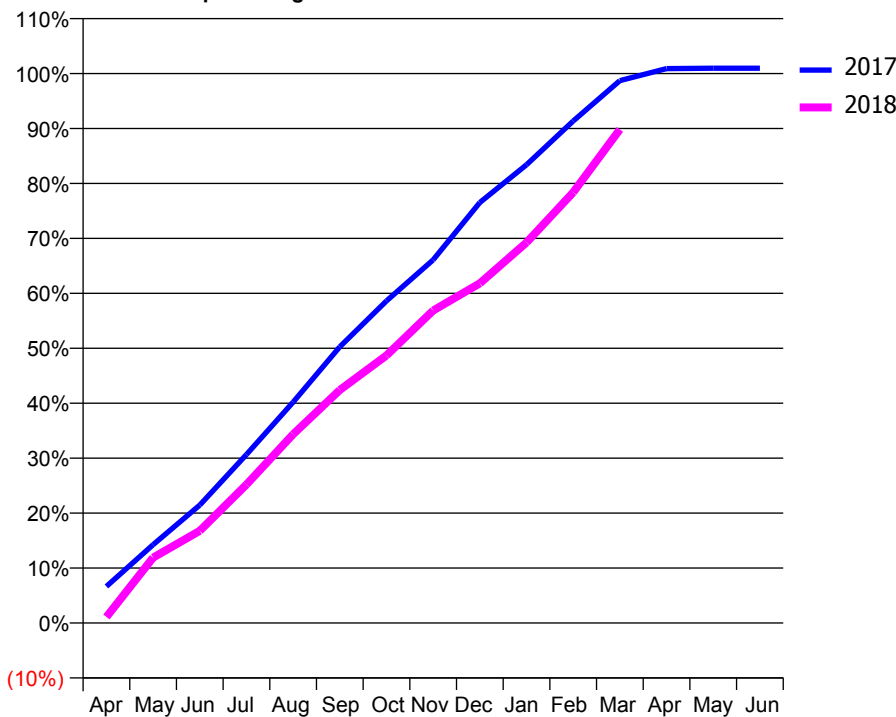
ACCESS*

Patients seen in 24 months	Total	Change since previous quarter
Quarter ending March 2017	6,631	
Quarter ending June 2017	6,524	↓
Quarter ending September 2017	6,391	↓
Quarter ending December 2017	6,290	↓
Quarter ending March 2018	6,431	↑
Variance since March 2017	(3.0%)	↓



ACTIVITY

Cumulative percentage of contracted UDA delivered 2017 & 2018



Month	Adjusted Scheduled Activity (UDA)	
	2017	2018
April	1,281	218
May	2,741	2,351
June	4,124	3,316
July	5,895	4,979
August	7,730	6,783
September	9,663	8,373
October	11,268	9,617
November	12,706	11,233
December	14,711	12,207
January	16,033	13,674
February	17,559	15,476
March	18,974	17,740
April	19,396	
May	19,409	
June	19,411	

QUALITY

	Quantity	Base Number	Contract	AT	Region	England
% of FP17s for the same patient ID Re-attending within 3 months - Children	314	2,768	11.3%	11.0%	11.6%	11.9%
% of FP17s for the same patient ID Re-attending within 3 months - Adults	1,194	6,851	17.4%	14.6%	15.4%	16.0%
% of FP17s for the same patient ID Re-attending between 3 & 9 months - Children	1,829	2,768	66.1%	59.6%	59.4%	58.3%
% of FP17s for the same patient ID Re-attending between 3 & 9 months - Adults	3,396	6,851	49.6%	48.5%	51.3%	50.3%
% of FP17s for Band 1 Urgent Courses	911	9,385	9.7%	9.4%	8.0%	9.1%
% of FP17s Relating to Free Repair or Replacements	42	9,385	0.4%	0.8%	0.8%	0.8%
% of FP17s Relating to Continuations	83	9,385	0.9%	1.1%	1.0%	1.0%
% of Patients satisfied with the dentistry they have received	4	5	N/A	92.3%	91.7%	91.5%
% of Patients satisfied with the time they had to wait for an appointment	5	5	N/A	87.4%	88.3%	87.9%

* This is based on patients treated on this contract for their most recent course of treatment. Figures in italics indicate the base number of FP17s or Patient Questionnaire responses are less than 100. N/A is shown where the base number of responses is less than 10 during the period. % is calculated as Quantity/Base number*100

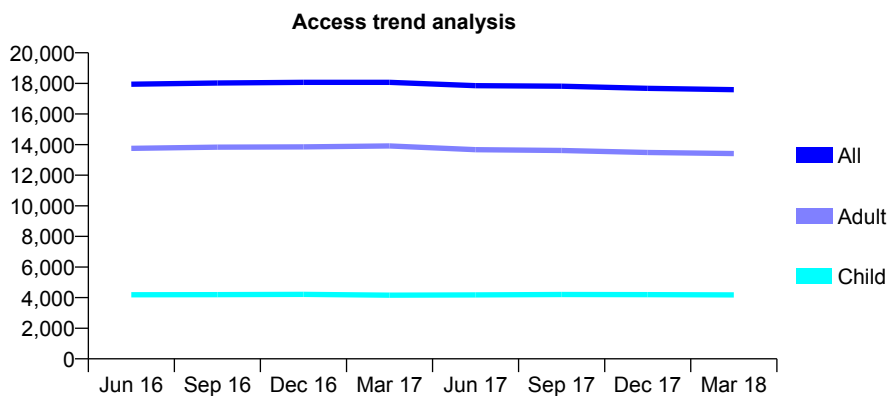
Q56 - Vital Signs At a Glance Contract Report for 843059/0001 - March 2018

Name or company name	Mr S Camderman and M Birgani
Contract type name	GDS Contract
Purpose of contract	General
Contract start date	01/04/2006
Contract end date	

17/18 Contracted general activity (UDA)	46,679
Carry forward general activity (UDA)	1,280
17/18 Contracted orthodontic activity (UOA)	0
Carry forward orthodontic activity (UOA)	0
Baseline contract value	£1,282,228.95

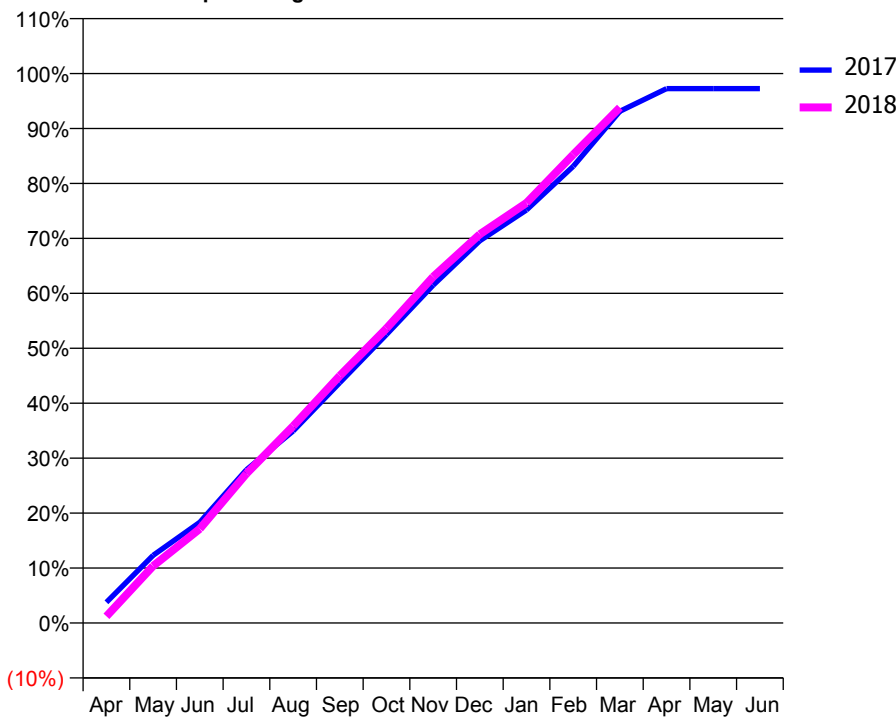
ACCESS*

Patients seen in 24 months	Total	Change since previous quarter
Quarter ending March 2017	18,069	
Quarter ending June 2017	17,849	↓
Quarter ending September 2017	17,821	→
Quarter ending December 2017	17,678	→
Quarter ending March 2018	17,594	→
Variance since March 2017	(2.6%)	↓



ACTIVITY

Cumulative percentage of contracted UDA delivered 2017 & 2018



Month	Adjusted Scheduled Activity (UDA)	
	2017	2018
April	1,766	574
May	5,746	4,841
June	8,560	8,002
July	13,020	12,687
August	16,306	16,730
September	20,416	21,011
October	24,510	25,023
November	28,700	29,413
December	32,474	33,028
January	35,092	35,688
February	38,786	39,793
March	43,473	43,789
April	45,390	
May	45,397	
June	45,399	

QUALITY

	Quantity	Base Number	Contract	AT	Region	England
% of FP17s for the same patient ID Re-attending within 3 months - Children	423	6,180	6.8%	11.0%	11.6%	11.9%
% of FP17s for the same patient ID Re-attending within 3 months - Adults	2,612	19,114	13.7%	14.6%	15.4%	16.0%
% of FP17s for the same patient ID Re-attending between 3 & 9 months - Children	3,534	6,180	57.2%	59.6%	59.4%	58.3%
% of FP17s for the same patient ID Re-attending between 3 & 9 months - Adults	10,755	19,114	56.3%	48.5%	51.3%	50.3%
% of FP17s for Band 1 Urgent Courses	1,377	24,419	5.6%	9.4%	8.0%	9.1%
% of FP17s Relating to Free Repair or Replacements	195	24,419	0.8%	0.8%	0.8%	0.8%
% of FP17s Relating to Continuations	244	24,419	1.0%	1.1%	1.0%	1.0%
% of Patients satisfied with the dentistry they have received	16	17	94.1%	92.3%	91.7%	91.5%
% of Patients satisfied with the time they had to wait for an appointment	16	17	94.1%	87.4%	88.3%	87.9%

* This is based on patients treated on this contract for their most recent course of treatment. Figures in italics indicate the base number of FP17s or Patient Questionnaire responses are less than 100. N/A is shown where the base number of responses is less than 10 during the period. % is calculated as Quantity/Base number*100

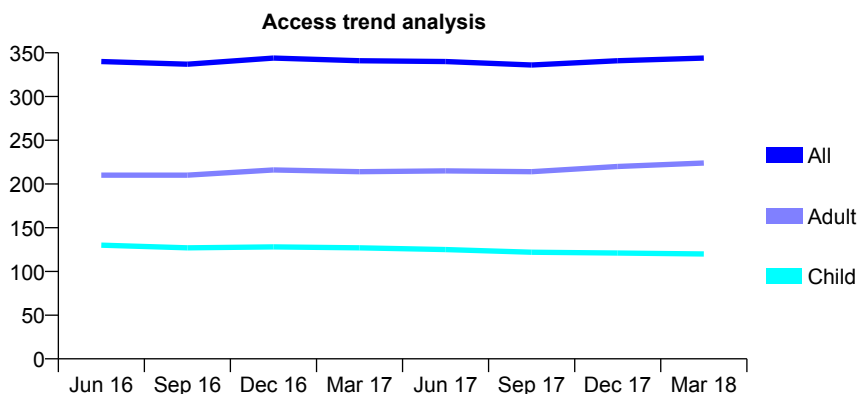
Q56 - Vital Signs At a Glance Contract Report for 847151/0001 - March 2018

Name or company name	MR RB DE VILLIERS
Contract type name	GDS Contract
Purpose of contract	General
Contract start date	01/04/2006
Contract end date	

17/18 Contracted general activity (UDA)	1,081
Carry forward general activity (UDA)	0
17/18 Contracted orthodontic activity (UOA)	0
Carry forward orthodontic activity (UOA)	0
Baseline contract value	£25,098.69

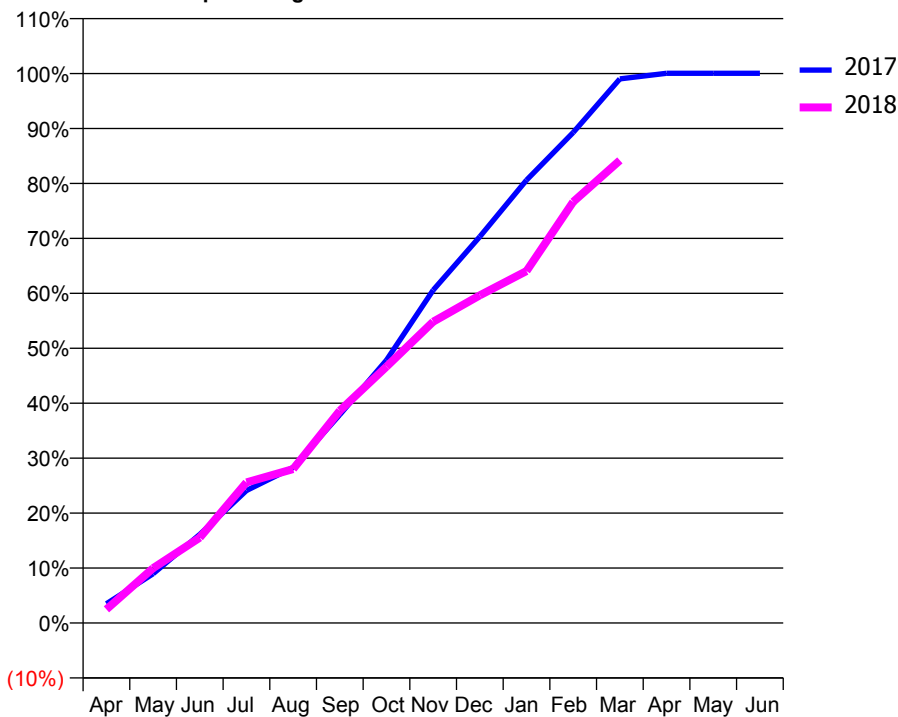
ACCESS*

Patients seen in 24 months	Total	Change since previous quarter
Quarter ending March 2017	341	
Quarter ending June 2017	340	→
Quarter ending September 2017	336	↓
Quarter ending December 2017	341	→
Quarter ending March 2018	344	→
Variance since March 2017	0.9%	→



ACTIVITY

Cumulative percentage of contracted UDA delivered 2017 & 2018



Month	Adjusted Scheduled Activity (UDA)	
	2017	2018
April	38	27
May	97	108
June	174	168
July	261	277
August	306	303
September	410	418
October	517	504
November	655	593
December	760	645
January	871	692
February	965	829
March	1,070	910
April	1,081	
May	1,081	
June	1,081	

QUALITY

	Quantity	Base Number	Contract	AT	Region	England
% of FP17s for the same patient ID Re-attending within 3 months - Children	11	210	5.2%	11.0%	11.6%	11.9%
% of FP17s for the same patient ID Re-attending within 3 months - Adults	35	347	10.1%	14.6%	15.4%	16.0%
% of FP17s for the same patient ID Re-attending between 3 & 9 months - Children	155	210	73.8%	59.6%	59.4%	58.3%
% of FP17s for the same patient ID Re-attending between 3 & 9 months - Adults	246	347	70.9%	48.5%	51.3%	50.3%
% of FP17s for Band 1 Urgent Courses	21	550	3.8%	9.4%	8.0%	9.1%
% of FP17s Relating to Free Repair or Replacements	0	550	0.0%	0.8%	0.8%	0.8%
% of FP17s Relating to Continuations	5	550	0.9%	1.1%	1.0%	1.0%
% of Patients satisfied with the dentistry they have received	0	0	N/A	92.3%	91.7%	91.5%
% of Patients satisfied with the time they had to wait for an appointment	0	0	N/A	87.4%	88.3%	87.9%

* This is based on patients treated on this contract for their most recent course of treatment. Figures in italics indicate the base number of FP17s or Patient Questionnaire responses are less than 100. N/A is shown where the base number of responses is less than 10 during the period. % is calculated as Quantity/Base number*100

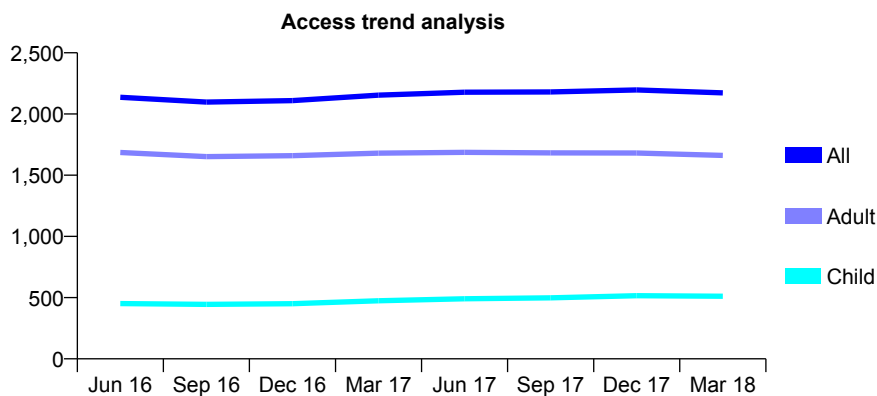
Q56 - Vital Signs At a Glance Contract Report for 855847/0001 - March 2018

Name or company name	MR A BEHNIA
Contract type name	GDS Contract
Purpose of contract	General
Contract start date	01/08/2006
Contract end date	

17/18 Contracted general activity (UDA)	5,679
Carry forward general activity (UDA)	-37
17/18 Contracted orthodontic activity (UOA)	0
Carry forward orthodontic activity (UOA)	0
Baseline contract value	£132,159.02

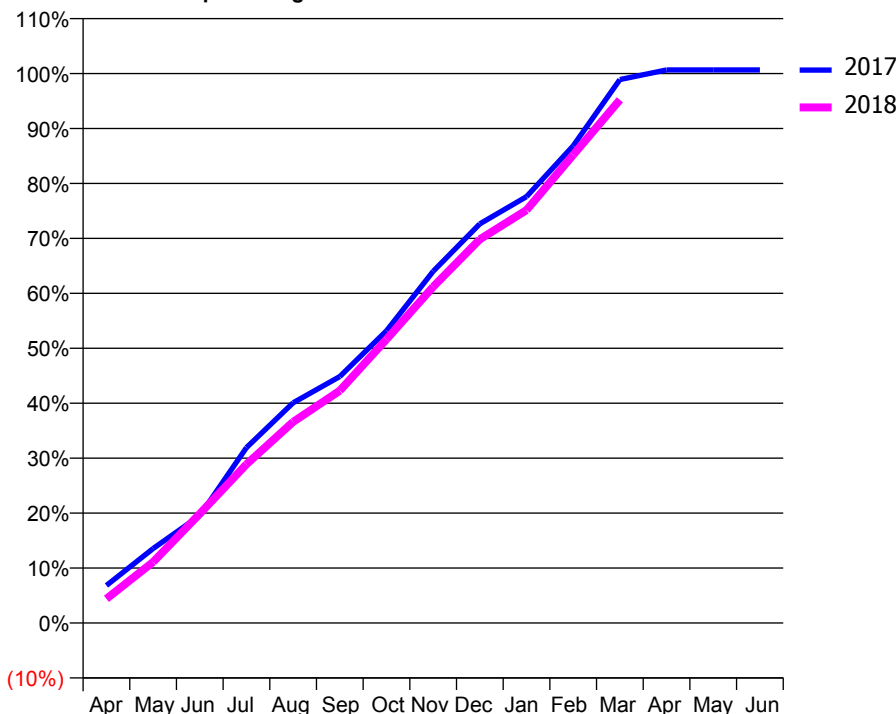
ACCESS*

Patients seen in 24 months	Total	Change since previous quarter
Quarter ending March 2017	2,154	
Quarter ending June 2017	2,178	→
Quarter ending September 2017	2,180	→
Quarter ending December 2017	2,197	→
Quarter ending March 2018	2,173	↓
Variance since March 2017	0.9%	→



ACTIVITY

Cumulative percentage of contracted UDA delivered 2017 & 2018



Month	Adjusted Scheduled Activity (UDA)	
	2017	2018
April	388	251
May	770	630
June	1,110	1,130
July	1,813	1,641
August	2,276	2,079
September	2,548	2,401
October	3,020	2,932
November	3,634	3,476
December	4,125	3,966
January	4,406	4,268
February	4,932	4,838
March	5,616	5,406
April	5,716	
May	5,716	
June	5,716	

QUALITY

	Quantity	Base Number	Contract	AT	Region	England
% of FP17s for the same patient ID Re-attending within 3 months - Children	21	724	2.9%	11.0%	11.6%	11.9%
% of FP17s for the same patient ID Re-attending within 3 months - Adults	120	2,209	5.4%	14.6%	15.4%	16.0%
% of FP17s for the same patient ID Re-attending between 3 & 9 months - Children	488	724	67.4%	59.6%	59.4%	58.3%
% of FP17s for the same patient ID Re-attending between 3 & 9 months - Adults	1,442	2,209	65.3%	48.5%	51.3%	50.3%
% of FP17s for Band 1 Urgent Courses	32	2,888	1.1%	9.4%	8.0%	9.1%
% of FP17s Relating to Free Repair or Replacements	1	2,888	0.0%	0.8%	0.8%	0.8%
% of FP17s Relating to Continuations	0	2,888	0.0%	1.1%	1.0%	1.0%
% of Patients satisfied with the dentistry they have received	3	3	N/A	92.3%	91.7%	91.5%
% of Patients satisfied with the time they had to wait for an appointment	3	3	N/A	87.4%	88.3%	87.9%

* This is based on patients treated on this contract for their most recent course of treatment. Figures in italics indicate the base number of FP17s or Patient Questionnaire responses are less than 100. N/A is shown where the base number of responses is less than 10 during the period. % is calculated as Quantity/Base number*100

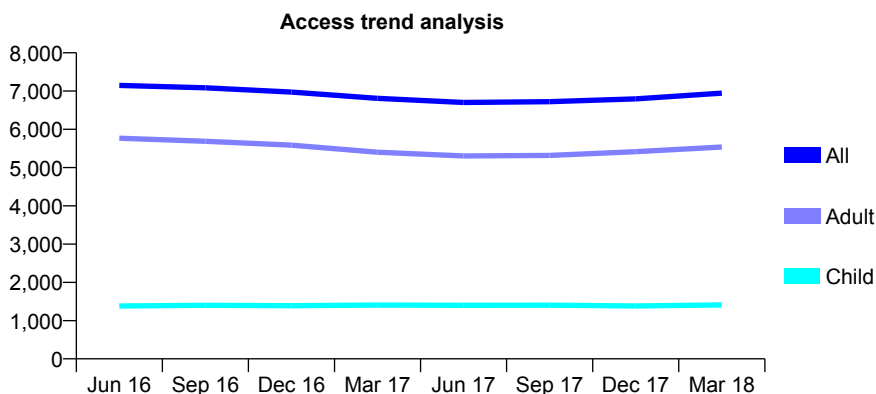
Q56 - Vital Signs At a Glance Contract Report for 883840/0001 - March 2018

Name or company name	MS I PODDAR
Contract type name	GDS Contract
Purpose of contract	General
Contract start date	01/08/2014
Contract end date	

17/18 Contracted general activity (UDA)	21,000
Carry forward general activity (UDA)	85
17/18 Contracted orthodontic activity (UOA)	0
Carry forward orthodontic activity (UOA)	0
Baseline contract value	£451,729.73

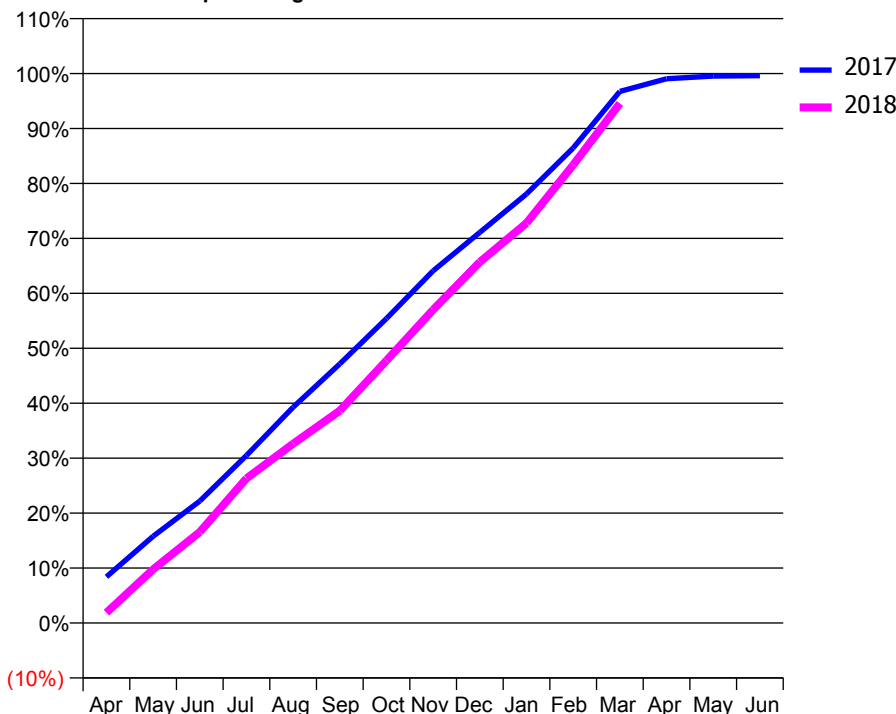
ACCESS*

Patients seen in 24 months	Total	Change since previous quarter
Quarter ending March 2017	6,808	
Quarter ending June 2017	6,703	↓
Quarter ending September 2017	6,721	→
Quarter ending December 2017	6,797	→
Quarter ending March 2018	6,947	↑
Variance since March 2017	2.0%	↑



ACTIVITY

Cumulative percentage of contracted UDA delivered 2017 & 2018



Month	Adjusted Scheduled Activity (UDA)	
	2017	2018
April	1,764	396
May	3,313	2,050
June	4,662	3,477
July	6,403	5,525
August	8,246	6,851
September	9,904	8,115
October	11,639	10,032
November	13,460	11,973
December	14,927	13,797
January	16,397	15,285
February	18,153	17,506
March	20,316	19,857
April	20,800	
May	20,899	
June	20,915	

QUALITY

	Quantity	Base Number	Contract	AT	Region	England
% of FP17s for the same patient ID Re-attending within 3 months - Children	84	1,977	4.2%	11.0%	11.6%	11.9%
% of FP17s for the same patient ID Re-attending within 3 months - Adults	761	7,212	10.6%	14.6%	15.4%	16.0%
% of FP17s for the same patient ID Re-attending between 3 & 9 months - Children	1,130	1,977	57.2%	59.6%	59.4%	58.3%
% of FP17s for the same patient ID Re-attending between 3 & 9 months - Adults	3,408	7,212	47.3%	48.5%	51.3%	50.3%
% of FP17s for Band 1 Urgent Courses	310	8,920	3.5%	9.4%	8.0%	9.1%
% of FP17s Relating to Free Repair or Replacements	126	8,920	1.4%	0.8%	0.8%	0.8%
% of FP17s Relating to Continuations	61	8,920	0.7%	1.1%	1.0%	1.0%
% of Patients satisfied with the dentistry they have received	11	12	91.7%	92.3%	91.7%	91.5%
% of Patients satisfied with the time they had to wait for an appointment	8	12	66.7%	87.4%	88.3%	87.9%

* This is based on patients treated on this contract for their most recent course of treatment. Figures in italics indicate the base number of FP17s or Patient Questionnaire responses are less than 100. N/A is shown where the base number of responses is less than 10 during the period. % is calculated as Quantity/Base number*100

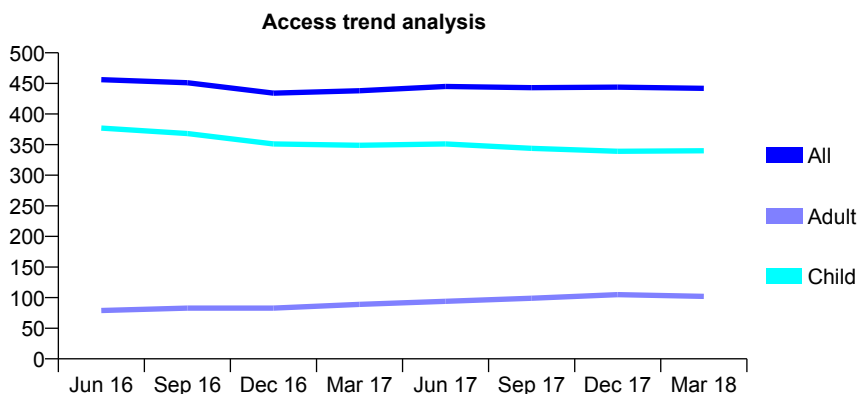
Q56 - Vital Signs At a Glance Contract Report for 904945/0001 - March 2018

Name or company name	MR GV SHAW
Contract type name	GDS Contract
Purpose of contract	General
Contract start date	01/04/2006
Contract end date	

17/18 Contracted general activity (UDA)	1,586
Carry forward general activity (UDA)	0
17/18 Contracted orthodontic activity (UOA)	0
Carry forward orthodontic activity (UOA)	0
Baseline contract value	£41,409.84

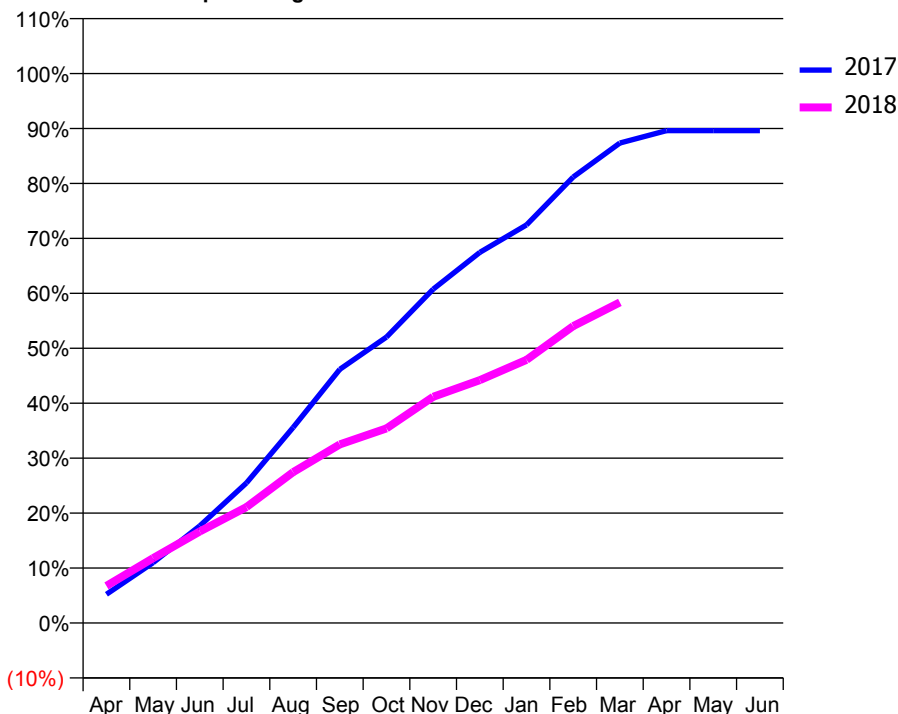
ACCESS*

Patients seen in 24 months	Total	Change since previous quarter
Quarter ending March 2017	438	
Quarter ending June 2017	445	→
Quarter ending September 2017	443	→
Quarter ending December 2017	444	→
Quarter ending March 2018	442	→
Variance since March 2017	0.9%	→



ACTIVITY

Cumulative percentage of contracted UDA delivered 2017 & 2018



Adjusted Scheduled Activity (UDA)

Month	2017	2018
April	83	107
May	174	187
June	280	264
July	404	335
August	564	436
September	732	516
October	825	562
November	964	653
December	1,070	701
January	1,149	759
February	1,287	857
March	1,385	925
April	1,421	
May	1,421	
June	1,421	

QUALITY

	Quantity	Base Number	Contract	AT	Region	England
% of FP17s for the same patient ID Re-attending within 3 months - Children	36	604	6.0%	11.0%	11.6%	11.9%
% of FP17s for the same patient ID Re-attending within 3 months - Adults	0	42	0.0%	14.6%	15.4%	16.0%
% of FP17s for the same patient ID Re-attending between 3 & 9 months - Children	419	604	69.4%	59.6%	59.4%	58.3%
% of FP17s for the same patient ID Re-attending between 3 & 9 months - Adults	28	42	66.7%	48.5%	51.3%	50.3%
% of FP17s for Band 1 Urgent Courses	12	625	1.9%	9.4%	8.0%	9.1%
% of FP17s Relating to Free Repair or Replacements	0	625	0.0%	0.8%	0.8%	0.8%
% of FP17s Relating to Continuations	7	625	1.1%	1.1%	1.0%	1.0%
% of Patients satisfied with the dentistry they have received	0	0	N/A	92.3%	91.7%	91.5%
% of Patients satisfied with the time they had to wait for an appointment	0	0	N/A	87.4%	88.3%	87.9%

* This is based on patients treated on this contract for their most recent course of treatment. Figures in italics indicate the base number of FP17s or Patient Questionnaire responses are less than 100. N/A is shown where the base number of responses is less than 10 during the period. % is calculated as Quantity/Base number*100

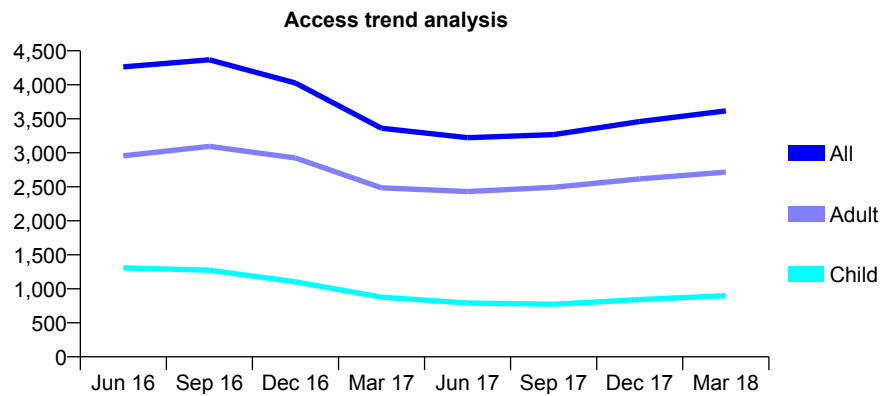
Q56 - Vital Signs At a Glance Contract Report for 905941/0001 - March 2018

Name or company name	MR JQ PEIRSON
Contract type name	GDS Contract
Purpose of contract	General and Orthodontic
Contract start date	01/04/2006
Contract end date	

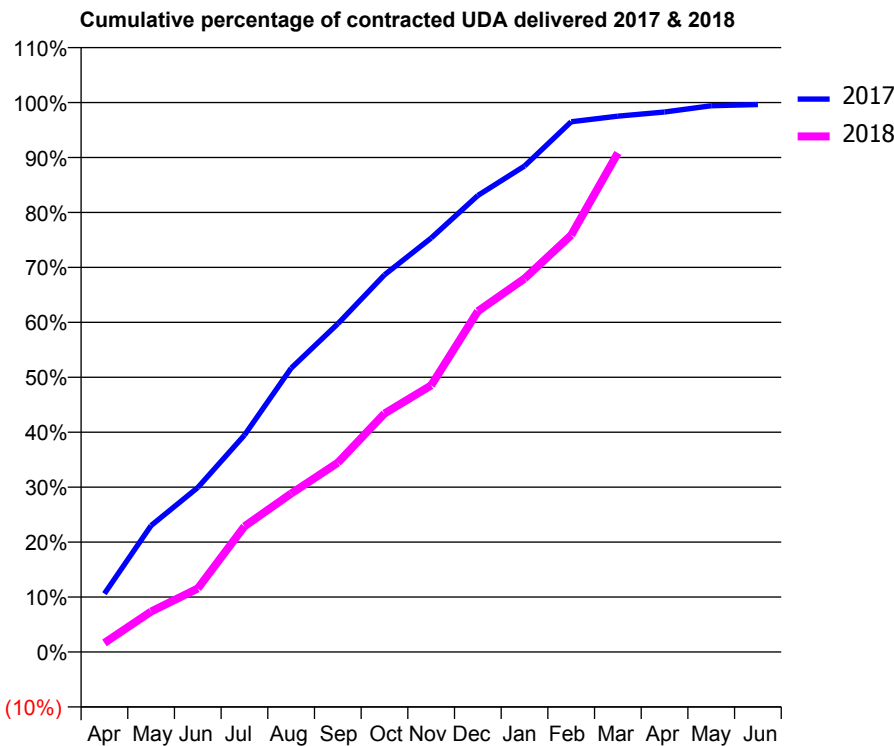
17/18 Contracted general activity (UDA)	10,641
Carry forward general activity (UDA)	41
17/18 Contracted orthodontic activity (UOA)	68
Carry forward orthodontic activity (UOA)	0
Baseline contract value	£318,440.29

ACCESS*

Patients seen in 24 months	Total	Change since previous quarter
Quarter ending March 2017	3,362	
Quarter ending June 2017	3,223	↓
Quarter ending September 2017	3,268	→
Quarter ending December 2017	3,459	↑
Quarter ending March 2018	3,616	↑
Variance since March 2017	7.6%	↑



ACTIVITY



Month	Adjusted Scheduled Activity (UDA)	
	2017	2018
April	1,131	176
May	2,449	784
June	3,186	1,231
July	4,201	2,434
August	5,496	3,068
September	6,355	3,665
October	7,304	4,620
November	8,016	5,164
December	8,839	6,599
January	9,411	7,232
February	10,267	8,074
March	10,378	9,663
April	10,458	
May	10,577	
June	10,600	

QUALITY

	Quantity	Base Number	Contract	AT	Region	England
% of FP17s for the same patient ID Re-attending within 3 months - Children	52	1,091	4.8%	11.0%	11.6%	11.9%
% of FP17s for the same patient ID Re-attending within 3 months - Adults	242	3,219	7.5%	14.6%	15.4%	16.0%
% of FP17s for the same patient ID Re-attending between 3 & 9 months - Children	530	1,091	48.6%	59.6%	59.4%	58.3%
% of FP17s for the same patient ID Re-attending between 3 & 9 months - Adults	1,257	3,219	39.0%	48.5%	51.3%	50.3%
% of FP17s for Band 1 Urgent Courses	323	4,208	7.7%	9.4%	8.0%	9.1%
% of FP17s Relating to Free Repair or Replacements	6	4,208	0.1%	0.8%	0.8%	0.8%
% of FP17s Relating to Continuations	37	4,208	0.9%	1.1%	1.0%	1.0%
% of Patients satisfied with the dentistry they have received	4	5	N/A	92.3%	91.7%	91.5%
% of Patients satisfied with the time they had to wait for an appointment	4	5	N/A	87.4%	88.3%	87.9%

* This is based on patients treated on this contract for their most recent course of treatment. Figures in italics indicate the base number of FP17s or Patient Questionnaire responses are less than 100. N/A is shown where the base number of responses is less than 10 during the period. % is calculated as Quantity/Base number*100

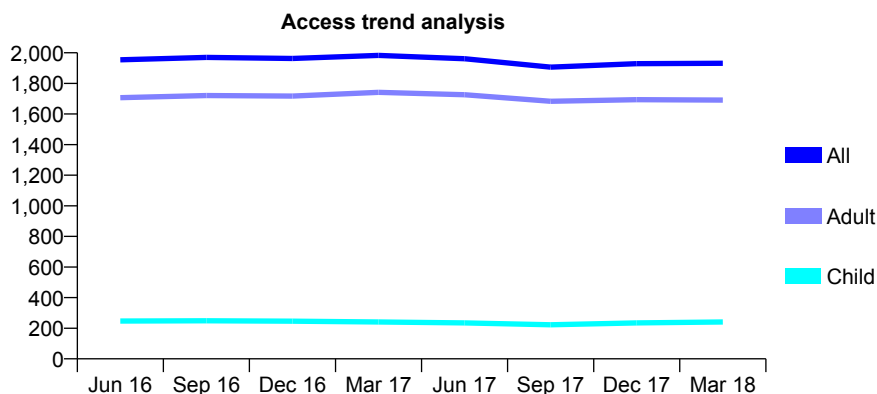
Q56 - Vital Signs At a Glance Contract Report for 906247/0001 - March 2018

Name or company name	Brook Lane Dental Practice
Contract type name	GDS Contract
Purpose of contract	General
Contract start date	01/04/2006
Contract end date	

17/18 Contracted general activity (UDA)	5,493
Carry forward general activity (UDA)	-19
17/18 Contracted orthodontic activity (UOA)	0
Carry forward orthodontic activity (UOA)	0
Baseline contract value	£118,104.05

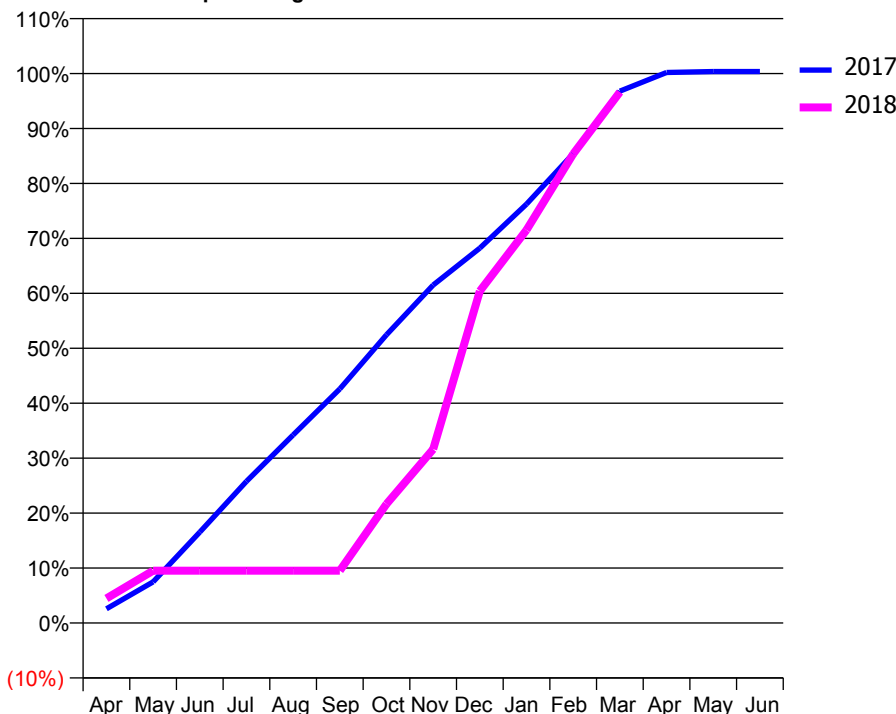
ACCESS*

Patients seen in 24 months	Total	Change since previous quarter
Quarter ending March 2017	1,983	
Quarter ending June 2017	1,961	↓
Quarter ending September 2017	1,906	↓
Quarter ending December 2017	1,929	→
Quarter ending March 2018	1,932	→
Variance since March 2017	(2.6%)	↓



ACTIVITY

Cumulative percentage of contracted UDA delivered 2017 & 2018



Adjusted Scheduled Activity (UDA)

Month	2017	2018
April	141	246
May	411	524
June	908	524
July	1,416	524
August	1,880	524
September	2,340	524
October	2,881	1,189
November	3,378	1,738
December	3,747	3,319
January	4,187	3,929
February	4,691	4,688
March	5,316	5,307
April	5,503	
May	5,512	
June	5,512	

QUALITY

	Quantity	Base Number	Contract	AT	Region	England
% of FP17s for the same patient ID Re-attending within 3 months - Children	23	384	6.0%	11.0%	11.6%	11.9%
% of FP17s for the same patient ID Re-attending within 3 months - Adults	442	2,682	16.5%	14.6%	15.4%	16.0%
% of FP17s for the same patient ID Re-attending between 3 & 9 months - Children	244	384	63.5%	59.6%	59.4%	58.3%
% of FP17s for the same patient ID Re-attending between 3 & 9 months - Adults	1,503	2,682	56.0%	48.5%	51.3%	50.3%
% of FP17s for Band 1 Urgent Courses	271	2,969	9.1%	9.4%	8.0%	9.1%
% of FP17s Relating to Free Repair or Replacements	8	2,969	0.3%	0.8%	0.8%	0.8%
% of FP17s Relating to Continuations	13	2,969	0.4%	1.1%	1.0%	1.0%
% of Patients satisfied with the dentistry they have received	0	2	N/A	92.3%	91.7%	91.5%
% of Patients satisfied with the time they had to wait for an appointment	0	2	N/A	87.4%	88.3%	87.9%

* This is based on patients treated on this contract for their most recent course of treatment. Figures in italics indicate the base number of FP17s or Patient Questionnaire responses are less than 100. N/A is shown where the base number of responses is less than 10 during the period. % is calculated as Quantity/Base number*100

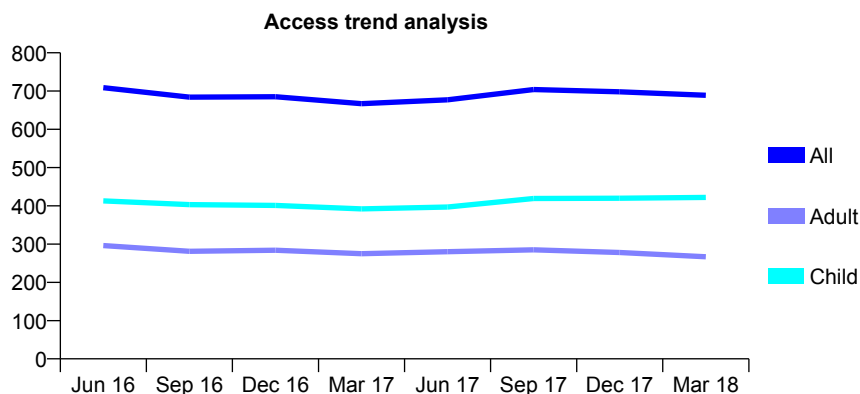
Q56 - Vital Signs At a Glance Contract Report for 907332/0001 - March 2018

Name or company name	MR HJ DHANJI
Contract type name	GDS Contract
Purpose of contract	General
Contract start date	01/04/2006
Contract end date	

17/18 Contracted general activity (UDA)	1,400
Carry forward general activity (UDA)	0
17/18 Contracted orthodontic activity (UOA)	0
Carry forward orthodontic activity (UOA)	0
Baseline contract value	£32,539.35

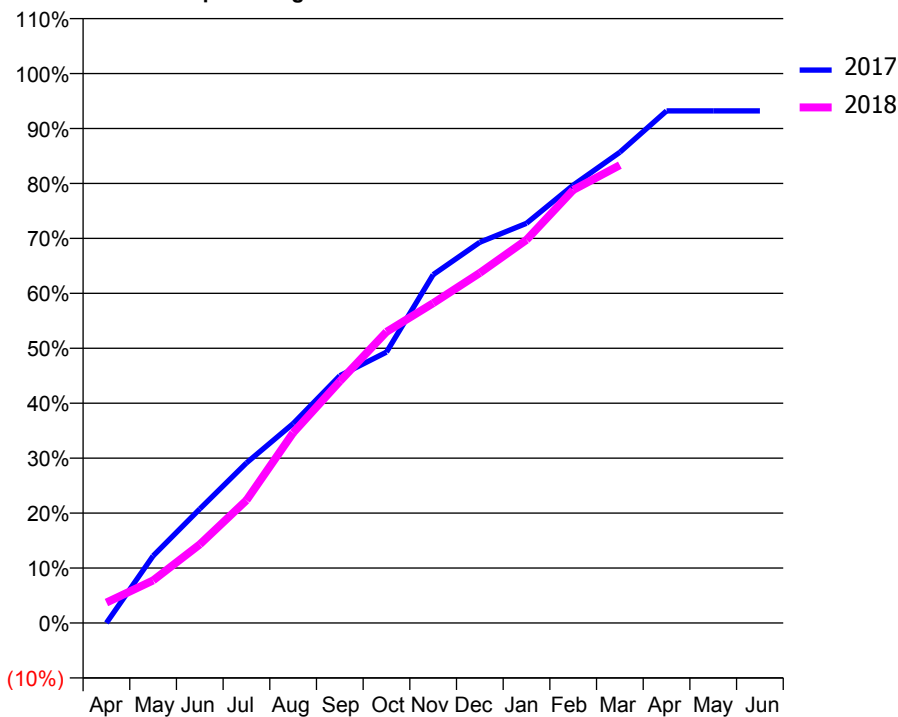
ACCESS*

Patients seen in 24 months	Total	Change since previous quarter
Quarter ending March 2017	667	
Quarter ending June 2017	677	→
Quarter ending September 2017	704	↑
Quarter ending December 2017	698	→
Quarter ending March 2018	689	↓
Variance since March 2017	3.3%	↑



ACTIVITY

Cumulative percentage of contracted UDA delivered 2017 & 2018



Month	Adjusted Scheduled Activity (UDA)	
	2017	2018
April	0	52
May	171	108
June	291	200
July	408	313
August	508	485
September	630	616
October	690	742
November	887	815
December	970	892
January	1,018	976
February	1,115	1,103
March	1,199	1,166
April	1,305	
May	1,305	
June	1,305	

QUALITY

	Quantity	Base Number	Contract	AT	Region	England
% of FP17s for the same patient ID Re-attending within 3 months - Children	8	495	1.6%	11.0%	11.6%	11.9%
% of FP17s for the same patient ID Re-attending within 3 months - Adults	10	294	3.4%	14.6%	15.4%	16.0%
% of FP17s for the same patient ID Re-attending between 3 & 9 months - Children	100	495	20.2%	59.6%	59.4%	58.3%
% of FP17s for the same patient ID Re-attending between 3 & 9 months - Adults	159	294	54.1%	48.5%	51.3%	50.3%
% of FP17s for Band 1 Urgent Courses	12	732	1.6%	9.4%	8.0%	9.1%
% of FP17s Relating to Free Repair or Replacements	0	732	0.0%	0.8%	0.8%	0.8%
% of FP17s Relating to Continuations	0	732	0.0%	1.1%	1.0%	1.0%
% of Patients satisfied with the dentistry they have received	0	0	N/A	92.3%	91.7%	91.5%
% of Patients satisfied with the time they had to wait for an appointment	0	0	N/A	87.4%	88.3%	87.9%

* This is based on patients treated on this contract for their most recent course of treatment. Figures in italics indicate the base number of FP17s or Patient Questionnaire responses are less than 100. N/A is shown where the base number of responses is less than 10 during the period. % is calculated as Quantity/Base number*100

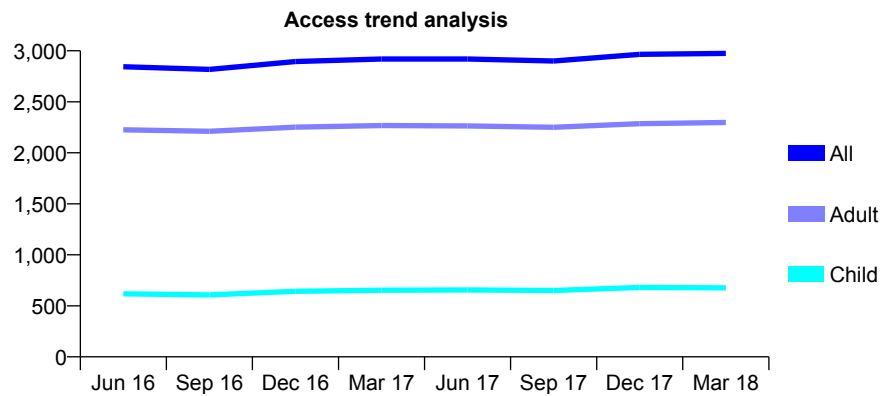
Q56 - Vital Signs At a Glance Contract Report for 908002/0001 - March 2018

Name or company name	MR DC TRENT
Contract type name	GDS Contract
Purpose of contract	General
Contract start date	01/04/2006
Contract end date	

17/18 Contracted general activity (UDA)	8,137
Carry forward general activity (UDA)	-163
17/18 Contracted orthodontic activity (UOA)	0
Carry forward orthodontic activity (UOA)	0
Baseline contract value	£171,221.03

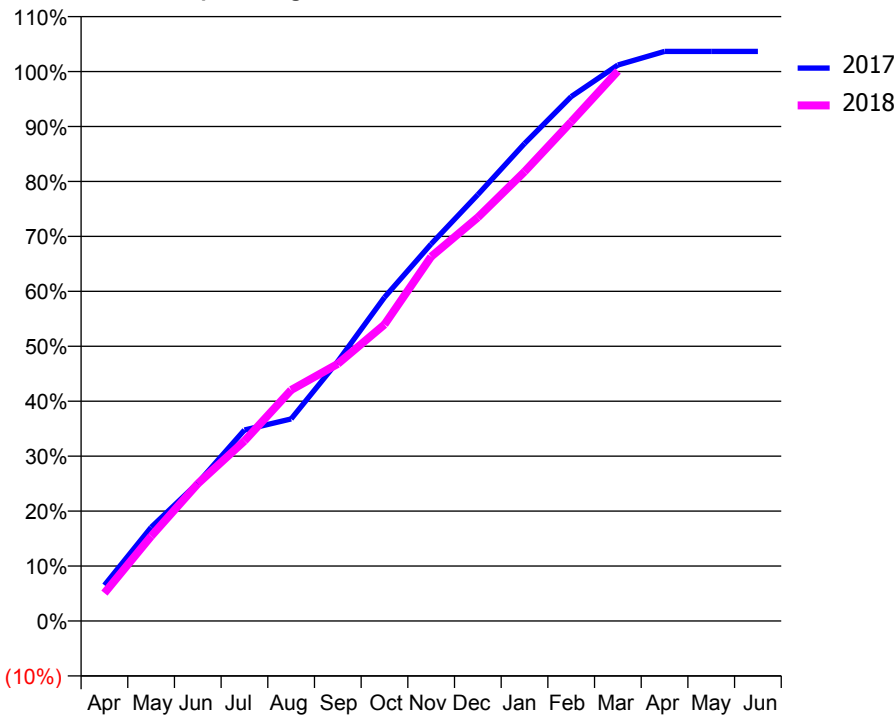
ACCESS*

Patients seen in 24 months	Total	Change since previous quarter
Quarter ending March 2017	2,920	
Quarter ending June 2017	2,919	→
Quarter ending September 2017	2,900	→
Quarter ending December 2017	2,966	↑
Quarter ending March 2018	2,974	→
Variance since March 2017	1.8%	→



ACTIVITY

Cumulative percentage of contracted UDA delivered 2017 & 2018



Month	Adjusted Scheduled Activity (UDA)	
	2017	2018
April	531	414
May	1,388	1,256
June	2,046	2,034
July	2,828	2,668
August	2,992	3,421
September	3,846	3,809
October	4,794	4,390
November	5,584	5,395
December	6,315	5,975
January	7,070	6,654
February	7,764	7,392
March	8,233	8,145
April	8,435	
May	8,435	
June	8,435	

QUALITY

	Quantity	Base Number	Contract	AT	Region	England
% of FP17s for the same patient ID Re-attending within 3 months - Children	61	1,006	6.1%	11.0%	11.6%	11.9%
% of FP17s for the same patient ID Re-attending within 3 months - Adults	424	3,219	13.2%	14.6%	15.4%	16.0%
% of FP17s for the same patient ID Re-attending between 3 & 9 months - Children	563	1,006	56.0%	59.6%	59.4%	58.3%
% of FP17s for the same patient ID Re-attending between 3 & 9 months - Adults	1,560	3,219	48.5%	48.5%	51.3%	50.3%
% of FP17s for Band 1 Urgent Courses	248	4,071	6.1%	9.4%	8.0%	9.1%
% of FP17s Relating to Free Repair or Replacements	0	4,071	0.0%	0.8%	0.8%	0.8%
% of FP17s Relating to Continuations	53	4,071	1.3%	1.1%	1.0%	1.0%
% of Patients satisfied with the dentistry they have received	3	3	N/A	92.3%	91.7%	91.5%
% of Patients satisfied with the time they had to wait for an appointment	2	3	N/A	87.4%	88.3%	87.9%

* This is based on patients treated on this contract for their most recent course of treatment. Figures in italics indicate the base number of FP17s or Patient Questionnaire responses are less than 100. N/A is shown where the base number of responses is less than 10 during the period. % is calculated as Quantity/Base number*100

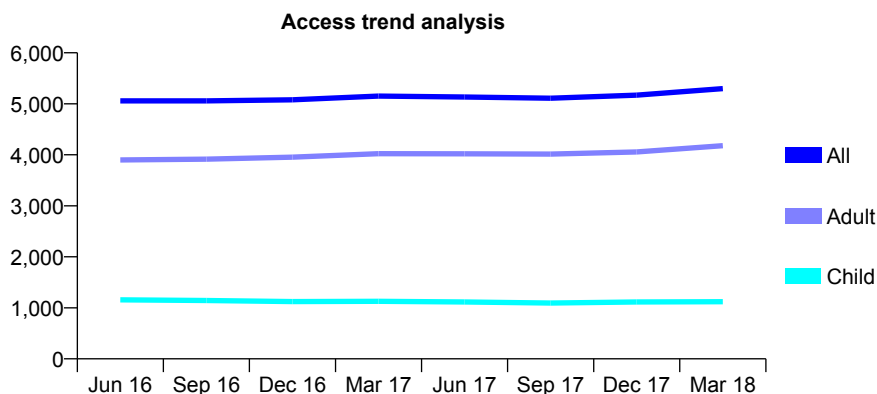
Q56 - Vital Signs At a Glance Contract Report for 910201/0001 - March 2018

Name or company name	Cheerag Raval and Gemma Raval
Contract type name	GDS Contract
Purpose of contract	General
Contract start date	01/04/2006
Contract end date	

17/18 Contracted general activity (UDA)	14,239
Carry forward general activity (UDA)	92
17/18 Contracted orthodontic activity (UOA)	0
Carry forward orthodontic activity (UOA)	0
Baseline contract value	£306,150.29

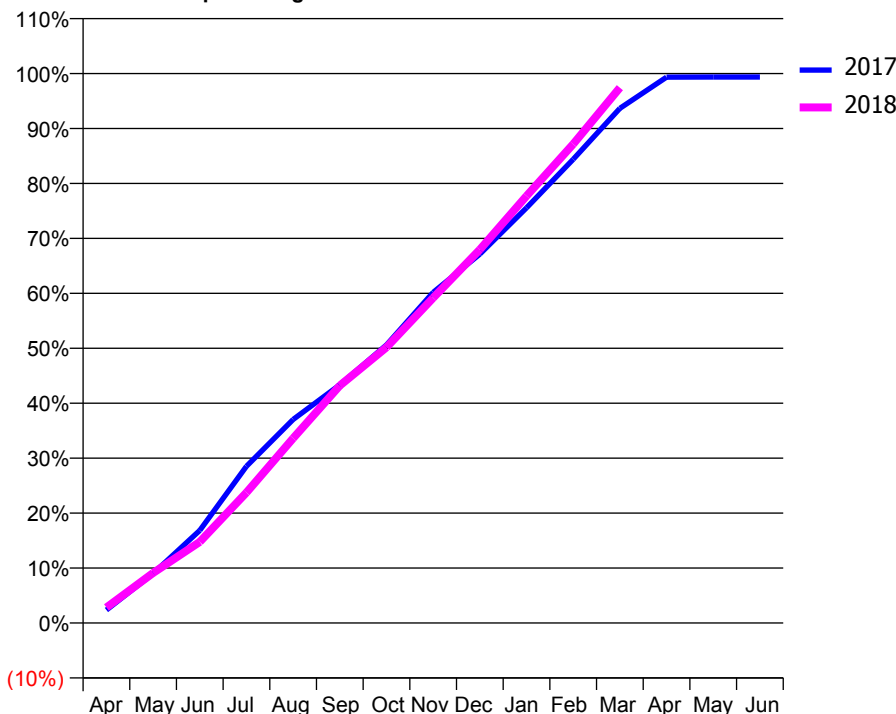
ACCESS*

Patients seen in 24 months	Total	Change since previous quarter
Quarter ending March 2017	5,151	
Quarter ending June 2017	5,133	→
Quarter ending September 2017	5,109	→
Quarter ending December 2017	5,170	→
Quarter ending March 2018	5,297	↑
Variance since March 2017	2.8%	↑



ACTIVITY

Cumulative percentage of contracted UDA delivered 2017 & 2018



Adjusted Scheduled Activity (UDA)

Month	2017	2018
April	337	404
May	1,284	1,296
June	2,399	2,102
July	4,061	3,383
August	5,275	4,787
September	6,173	6,152
October	7,206	7,143
November	8,568	8,426
December	9,558	9,677
January	10,758	11,066
February	12,017	12,410
March	13,335	13,873
April	14,145	
May	14,147	
June	14,147	

QUALITY

	Quantity	Base Number	Contract	AT	Region	England
% of FP17s for the same patient ID Re-attending within 3 months - Children	220	2,134	10.3%	11.0%	11.6%	11.9%
% of FP17s for the same patient ID Re-attending within 3 months - Adults	983	6,027	16.3%	14.6%	15.4%	16.0%
% of FP17s for the same patient ID Re-attending between 3 & 9 months - Children	1,484	2,134	69.5%	59.6%	59.4%	58.3%
% of FP17s for the same patient ID Re-attending between 3 & 9 months - Adults	2,622	6,027	43.5%	48.5%	51.3%	50.3%
% of FP17s for Band 1 Urgent Courses	419	7,802	5.4%	9.4%	8.0%	9.1%
% of FP17s Relating to Free Repair or Replacements	46	7,802	0.6%	0.8%	0.8%	0.8%
% of FP17s Relating to Continuations	168	7,802	2.2%	1.1%	1.0%	1.0%
% of Patients satisfied with the dentistry they have received	0	0	N/A	92.3%	91.7%	91.5%
% of Patients satisfied with the time they had to wait for an appointment	0	0	N/A	87.4%	88.3%	87.9%

* This is based on patients treated on this contract for their most recent course of treatment. Figures in italics indicate the base number of FP17s or Patient Questionnaire responses are less than 100. N/A is shown where the base number of responses is less than 10 during the period. % is calculated as Quantity/Base number*100

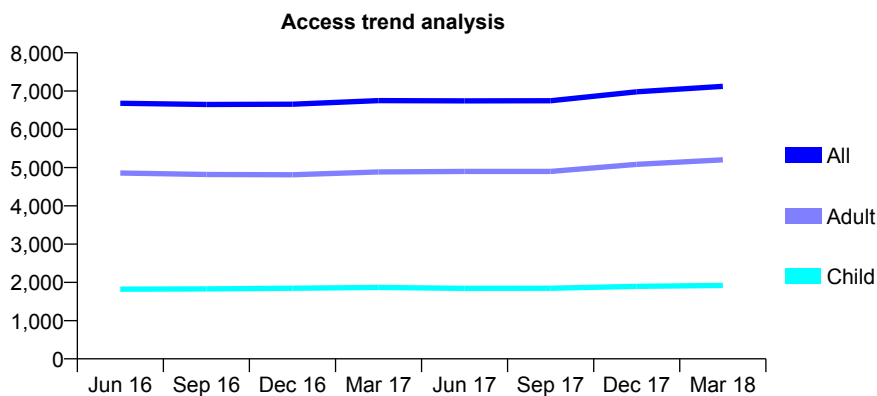
Q56 - Vital Signs At a Glance Contract Report for 915246/0001 - March 2018

Name or company name	MRS CH JACKMAN
Contract type name	GDS Contract
Purpose of contract	General
Contract start date	01/04/2006
Contract end date	

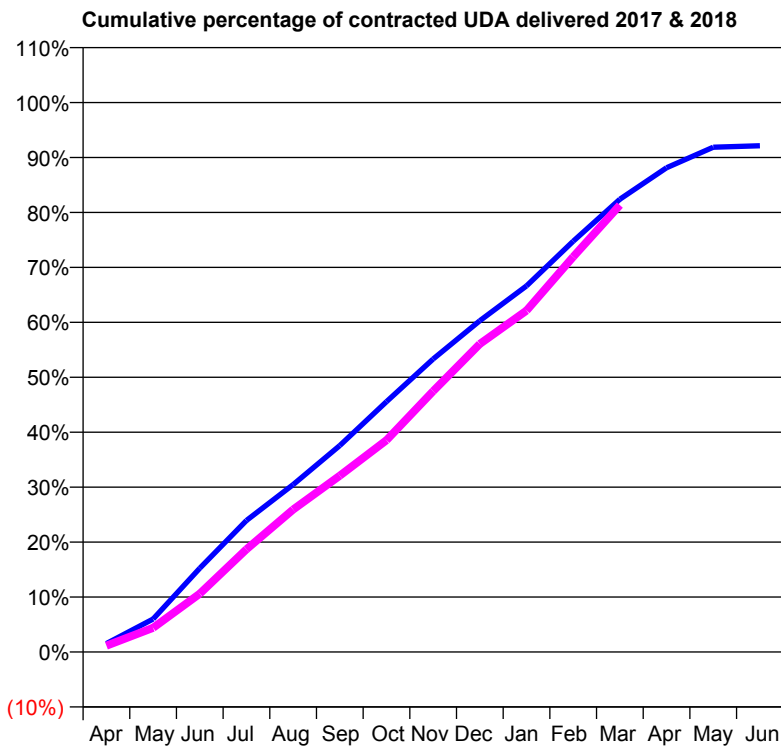
17/18 Contracted general activity (UDA)	20,400
Carry forward general activity (UDA)	0
17/18 Contracted orthodontic activity (UOA)	0
Carry forward orthodontic activity (UOA)	0
Baseline contract value	£542,141.45

ACCESS*

Patients seen in 24 months	Total	Change since previous quarter
Quarter ending March 2017	6,752	
Quarter ending June 2017	6,743	→
Quarter ending September 2017	6,746	→
Quarter ending December 2017	6,980	↑
Quarter ending March 2018	7,124	↑
Variance since March 2017	5.5%	↑



ACTIVITY



Month	Adjusted Scheduled Activity (UDA)	
	2017	2018
April	313	237
May	1,225	896
June	3,110	2,166
July	4,884	3,815
August	6,214	5,288
September	7,664	6,545
October	9,293	7,866
November	10,876	9,684
December	12,299	11,437
January	13,590	12,674
February	15,249	14,669
March	16,810	16,591
April	17,980	
May	18,738	
June	18,794	

QUALITY

	Quantity	Base Number	Contract	AT	Region	England
% of FP17s for the same patient ID Re-attending within 3 months - Children	170	3,044	5.6%	11.0%	11.6%	11.9%
% of FP17s for the same patient ID Re-attending within 3 months - Adults	893	7,216	12.4%	14.6%	15.4%	16.0%
% of FP17s for the same patient ID Re-attending between 3 & 9 months - Children	2,005	3,044	65.9%	59.6%	59.4%	58.3%
% of FP17s for the same patient ID Re-attending between 3 & 9 months - Adults	3,429	7,216	47.5%	48.5%	51.3%	50.3%
% of FP17s for Band 1 Urgent Courses	590	9,347	6.3%	9.4%	8.0%	9.1%
% of FP17s Relating to Free Repair or Replacements	77	9,347	0.8%	0.8%	0.8%	0.8%
% of FP17s Relating to Continuations	172	9,347	1.8%	1.1%	1.0%	1.0%
% of Patients satisfied with the dentistry they have received	18	19	94.7%	92.3%	91.7%	91.5%
% of Patients satisfied with the time they had to wait for an appointment	15	19	78.9%	87.4%	88.3%	87.9%

* This is based on patients treated on this contract for their most recent course of treatment. Figures in italics indicate the base number of FP17s or Patient Questionnaire responses are less than 100. N/A is shown where the base number of responses is less than 10 during the period. % is calculated as Quantity/Base number*100

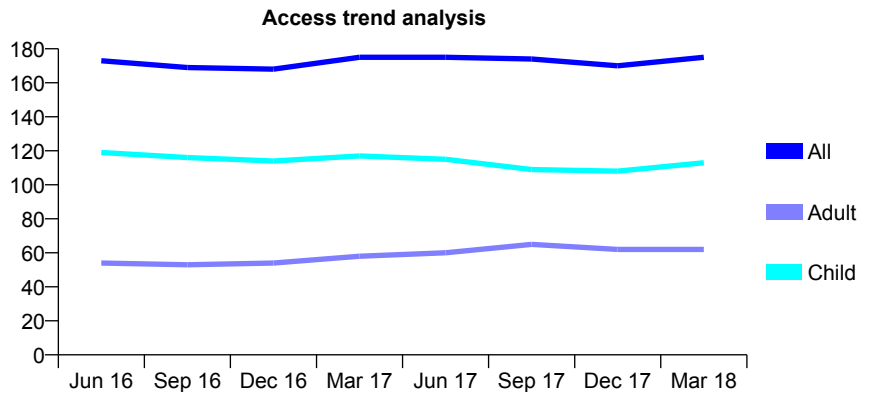
Q56 - Vital Signs At a Glance Contract Report for 920924/0001 - March 2018

Name or company name	MR JM STOKES
Contract type name	GDS Contract
Purpose of contract	General
Contract start date	01/01/2007
Contract end date	

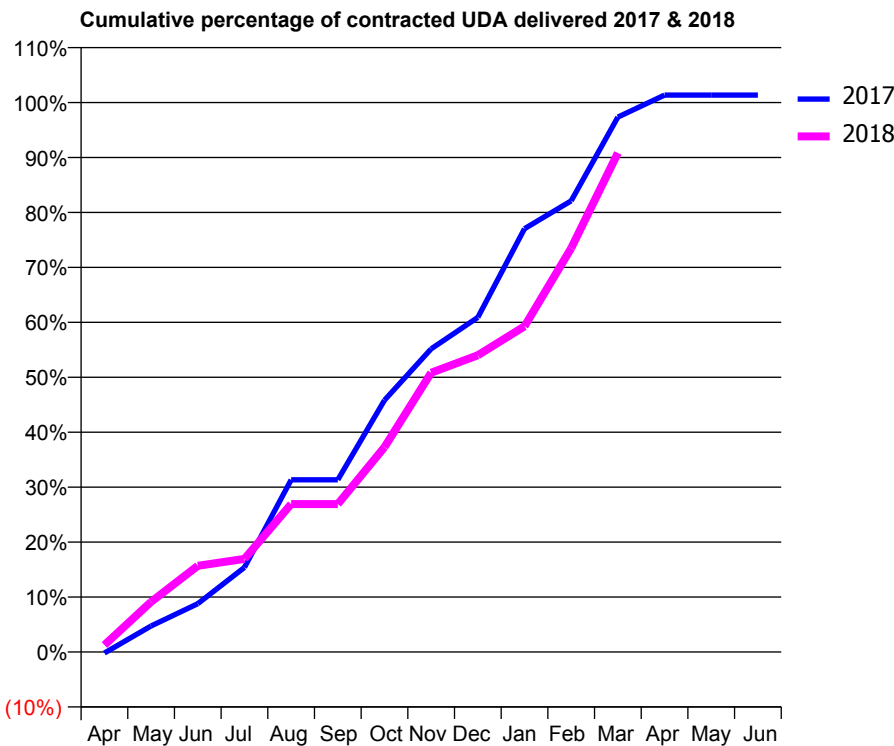
17/18 Contracted general activity (UDA)	473
Carry forward general activity (UDA)	-6
17/18 Contracted orthodontic activity (UOA)	0
Carry forward orthodontic activity (UOA)	0
Baseline contract value	£13,971.14

ACCESS*

Patients seen in 24 months	Total	Change since previous quarter
Quarter ending March 2017	175	
Quarter ending June 2017	175	→
Quarter ending September 2017	174	→
Quarter ending December 2017	170	↓
Quarter ending March 2018	175	↑
Variance since March 2017	0.0%	→



ACTIVITY



Month	Adjusted Scheduled Activity (UDA)	
	2017	2018
April	-1	6
May	22	43
June	42	74
July	73	80
August	148	127
September	148	127
October	217	176
November	261	240
December	288	255
January	364	280
February	388	348
March	460	430
April	479	
May	479	
June	479	

QUALITY

	Quantity	Base Number	Contract	AT	Region	England
% of FP17s for the same patient ID Re-attending within 3 months - Children	5	166	3.0%	11.0%	11.6%	11.9%
% of FP17s for the same patient ID Re-attending within 3 months - Adults	8	52	15.4%	14.6%	15.4%	16.0%
% of FP17s for the same patient ID Re-attending between 3 & 9 months - Children	108	166	65.1%	59.6%	59.4%	58.3%
% of FP17s for the same patient ID Re-attending between 3 & 9 months - Adults	27	52	51.9%	48.5%	51.3%	50.3%
% of FP17s for Band 1 Urgent Courses	5	212	2.4%	9.4%	8.0%	9.1%
% of FP17s Relating to Free Repair or Replacements	0	212	0.0%	0.8%	0.8%	0.8%
% of FP17s Relating to Continuations	0	212	0.0%	1.1%	1.0%	1.0%
% of Patients satisfied with the dentistry they have received	0	0	N/A	92.3%	91.7%	91.5%
% of Patients satisfied with the time they had to wait for an appointment	0	0	N/A	87.4%	88.3%	87.9%

* This is based on patients treated on this contract for their most recent course of treatment. Figures in italics indicate the base number of FP17s or Patient Questionnaire responses are less than 100. N/A is shown where the base number of responses is less than 10 during the period. % is calculated as Quantity/Base number*100

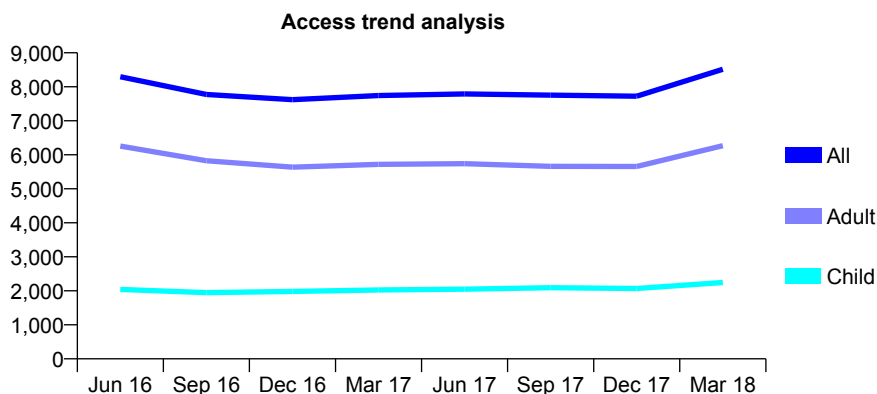
Q56 - Vital Signs At a Glance Contract Report for 920959/0001 - March 2018

Name or company name	MR OB QURESHI
Contract type name	GDS Contract
Purpose of contract	General
Contract start date	01/04/2006
Contract end date	

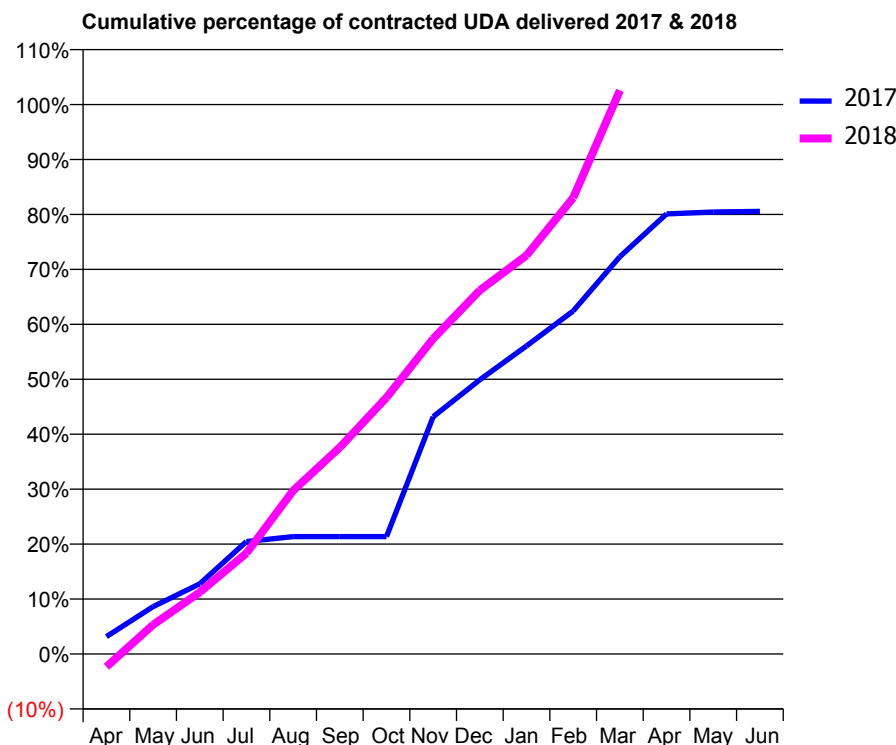
17/18 Contracted general activity (UDA)	22,001
Carry forward general activity (UDA)	1,350
17/18 Contracted orthodontic activity (UOA)	0
Carry forward orthodontic activity (UOA)	0
Baseline contract value	£668,423.43

ACCESS*

Patients seen in 24 months	Total	Change since previous quarter
Quarter ending March 2017	7,743	
Quarter ending June 2017	7,791	→
Quarter ending September 2017	7,753	→
Quarter ending December 2017	7,723	→
Quarter ending March 2018	8,514	↑
Variance since March 2017	10.0%	↑



ACTIVITY



Month	Adjusted Scheduled Activity (UDA)	
	2017	2018
April	695	-515
May	1,897	1,170
June	2,812	2,476
July	4,502	4,038
August	4,699	6,544
September	4,699	8,272
October	4,699	10,271
November	9,498	12,623
December	10,977	14,563
January	12,337	15,959
February	13,734	18,269
March	15,906	22,564
April	17,621	
May	17,698	
June	17,725	

QUALITY

	Quantity	Base Number	Contract	AT	Region	England
% of FP17s for the same patient ID Re-attending within 3 months - Children	240	3,355	7.2%	11.0%	11.6%	11.9%
% of FP17s for the same patient ID Re-attending within 3 months - Adults	792	8,050	9.8%	14.6%	15.4%	16.0%
% of FP17s for the same patient ID Re-attending between 3 & 9 months - Children	1,718	3,355	51.2%	59.6%	59.4%	58.3%
% of FP17s for the same patient ID Re-attending between 3 & 9 months - Adults	3,337	8,050	41.5%	48.5%	51.3%	50.3%
% of FP17s for Band 1 Urgent Courses	725	10,383	7.0%	9.4%	8.0%	9.1%
% of FP17s Relating to Free Repair or Replacements	46	10,383	0.4%	0.8%	0.8%	0.8%
% of FP17s Relating to Continuations	7	10,383	0.1%	1.1%	1.0%	1.0%
% of Patients satisfied with the dentistry they have received	4	4	N/A	92.3%	91.7%	91.5%
% of Patients satisfied with the time they had to wait for an appointment	3	4	N/A	87.4%	88.3%	87.9%

* This is based on patients treated on this contract for their most recent course of treatment. Figures in italics indicate the base number of FP17s or Patient Questionnaire responses are less than 100. N/A is shown where the base number of responses is less than 10 during the period. % is calculated as Quantity/Base number*100

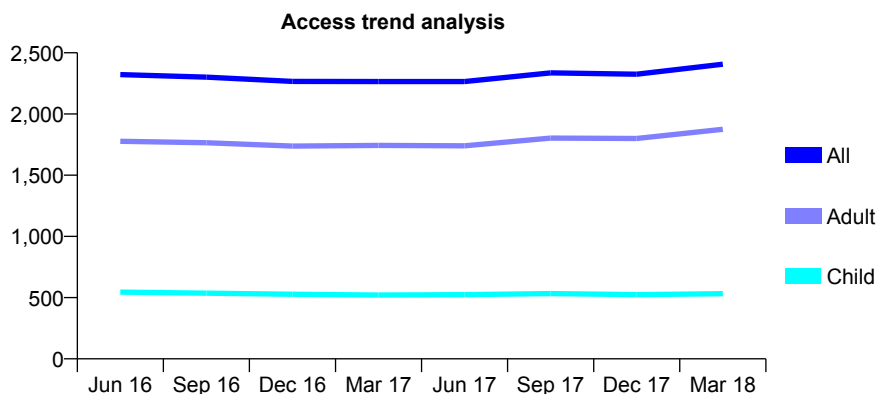
Q56 - Vital Signs At a Glance Contract Report for 926396/0001 - March 2018

Name or company name	MRS TL KLEINHANS
Contract type name	PDS Contract
Purpose of contract	General
Contract start date	01/04/2010
Contract end date	31/03/2019

17/18 Contracted general activity (UDA)	6,600
Carry forward general activity (UDA)	134
17/18 Contracted orthodontic activity (UOA)	0
Carry forward orthodontic activity (UOA)	0
Baseline contract value	£164,660.01

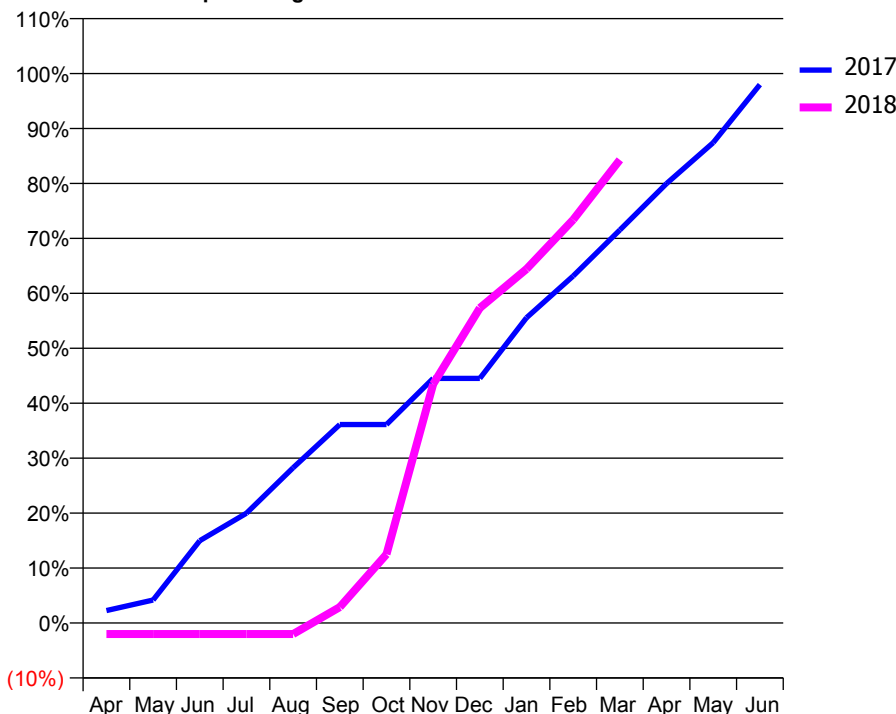
ACCESS*

Patients seen in 24 months	Total	Change since previous quarter
Quarter ending March 2017	2,265	
Quarter ending June 2017	2,265	→
Quarter ending September 2017	2,336	↑
Quarter ending December 2017	2,325	→
Quarter ending March 2018	2,407	↑
Variance since March 2017	6.3%	↑



ACTIVITY

Cumulative percentage of contracted UDA delivered 2017 & 2018



Month	Adjusted Scheduled Activity (UDA)	
	2017	2018
April	150	-134
May	276	-134
June	990	-134
July	1,319	-134
August	1,865	-134
September	2,384	192
October	2,384	825
November	2,937	2,870
December	2,937	3,783
January	3,667	4,251
February	4,168	4,844
March	4,721	5,563
April	5,278	
May	5,770	
June	6,466	

QUALITY

	Quantity	Base Number	Contract	AT	Region	England
% of FP17s for the same patient ID Re-attending within 3 months - Children	33	1,033	3.2%	11.0%	11.6%	11.9%
% of FP17s for the same patient ID Re-attending within 3 months - Adults	336	3,107	10.8%	14.6%	15.4%	16.0%
% of FP17s for the same patient ID Re-attending between 3 & 9 months - Children	738	1,033	71.4%	59.6%	59.4%	58.3%
% of FP17s for the same patient ID Re-attending between 3 & 9 months - Adults	1,865	3,107	60.0%	48.5%	51.3%	50.3%
% of FP17s for Band 1 Urgent Courses	38	3,071	1.2%	9.4%	8.0%	9.1%
% of FP17s Relating to Free Repair or Replacements	1	3,071	0.0%	0.8%	0.8%	0.8%
% of FP17s Relating to Continuations	3	3,071	0.1%	1.1%	1.0%	1.0%
% of Patients satisfied with the dentistry they have received	6	6	N/A	92.3%	91.7%	91.5%
% of Patients satisfied with the time they had to wait for an appointment	6	6	N/A	87.4%	88.3%	87.9%

* This is based on patients treated on this contract for their most recent course of treatment. Figures in italics indicate the base number of FP17s or Patient Questionnaire responses are less than 100. N/A is shown where the base number of responses is less than 10 during the period. % is calculated as Quantity/Base number*100

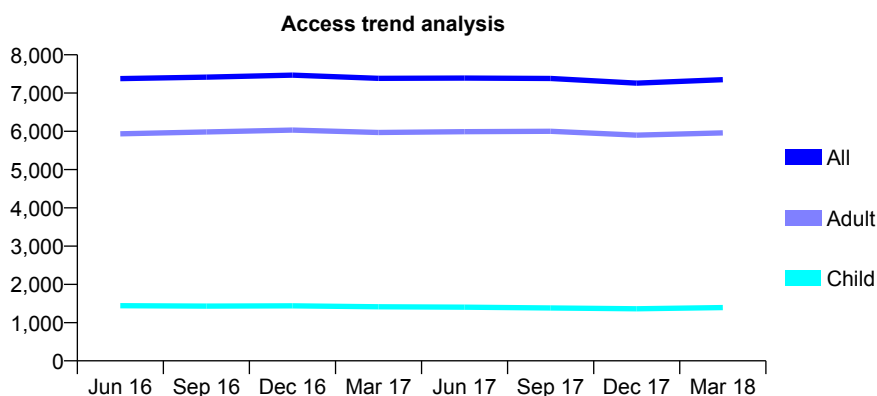
Q56 - Vital Signs At a Glance Contract Report for 927937/0001 - March 2018

Name or company name	MR NJ SUMSER-LUPSON
Contract type name	GDS Contract
Purpose of contract	General
Contract start date	01/04/2006
Contract end date	

17/18 Contracted general activity (UDA)	15,939
Carry forward general activity (UDA)	100
17/18 Contracted orthodontic activity (UOA)	0
Carry forward orthodontic activity (UOA)	0
Baseline contract value	£361,348.71

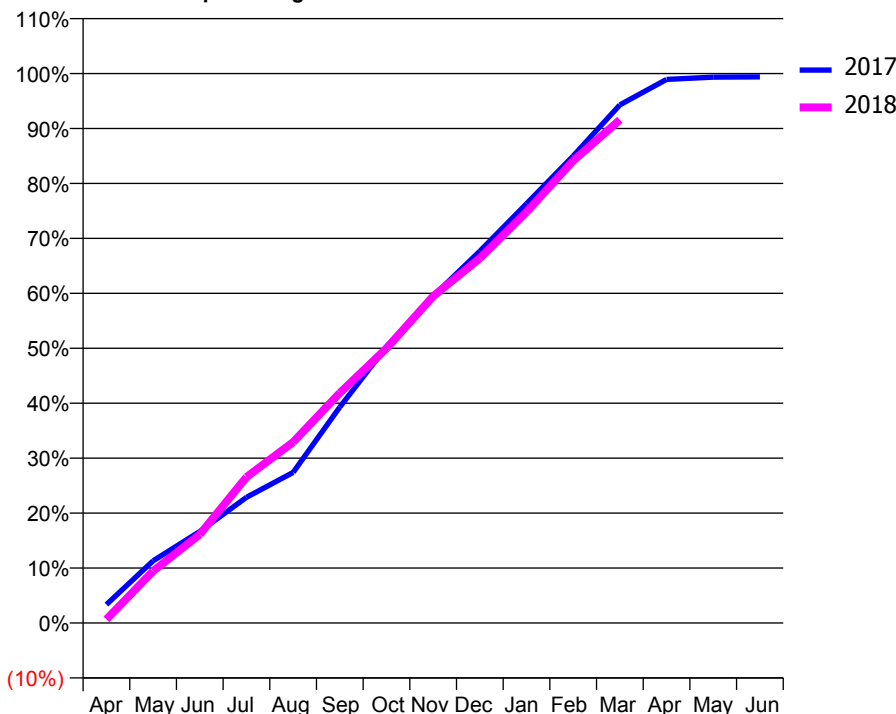
ACCESS*

Patients seen in 24 months	Total	Change since previous quarter
Quarter ending March 2017	7,386	
Quarter ending June 2017	7,392	→
Quarter ending September 2017	7,381	→
Quarter ending December 2017	7,261	↓
Quarter ending March 2018	7,350	→
Variance since March 2017	(0.5%)	→



ACTIVITY

Cumulative percentage of contracted UDA delivered 2017 & 2018



Month	Adjusted Scheduled Activity (UDA)	
	2017	2018
April	535	108
May	1,805	1,505
June	2,654	2,572
July	3,645	4,235
August	4,369	5,248
September	6,264	6,676
October	8,018	7,965
November	9,483	9,480
December	10,787	10,580
January	12,161	11,924
February	13,546	13,407
March	15,027	14,596
April	15,768	
May	15,834	
June	15,839	

QUALITY

	Quantity	Base Number	Contract	AT	Region	England
% of FP17s for the same patient ID Re-attending within 3 months - Children	115	1,892	6.1%	11.0%	11.6%	11.9%
% of FP17s for the same patient ID Re-attending within 3 months - Adults	1,079	7,788	13.9%	14.6%	15.4%	16.0%
% of FP17s for the same patient ID Re-attending between 3 & 9 months - Children	1,159	1,892	61.3%	59.6%	59.4%	58.3%
% of FP17s for the same patient ID Re-attending between 3 & 9 months - Adults	3,457	7,788	44.4%	48.5%	51.3%	50.3%
% of FP17s for Band 1 Urgent Courses	786	9,182	8.6%	9.4%	8.0%	9.1%
% of FP17s Relating to Free Repair or Replacements	66	9,182	0.7%	0.8%	0.8%	0.8%
% of FP17s Relating to Continuations	144	9,182	1.6%	1.1%	1.0%	1.0%
% of Patients satisfied with the dentistry they have received	13	13	100.0%	92.3%	91.7%	91.5%
% of Patients satisfied with the time they had to wait for an appointment	10	13	76.9%	87.4%	88.3%	87.9%

* This is based on patients treated on this contract for their most recent course of treatment. Figures in italics indicate the base number of FP17s or Patient Questionnaire responses are less than 100. N/A is shown where the base number of responses is less than 10 during the period. % is calculated as Quantity/Base number*100

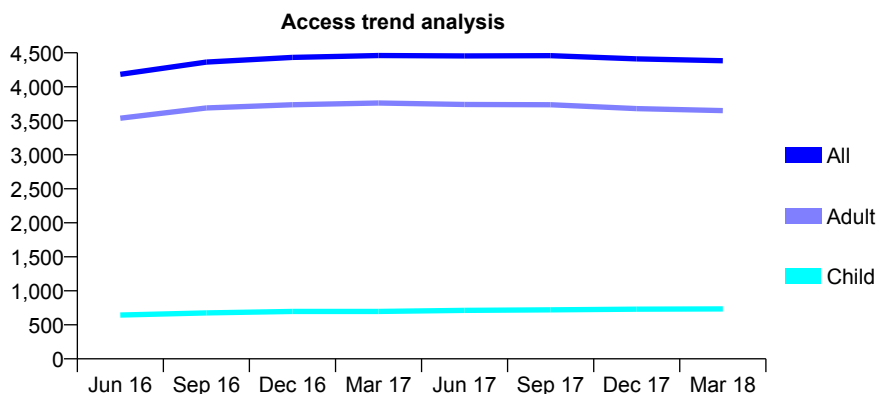
Q56 - Vital Signs At a Glance Contract Report for 929824/0001 - March 2018

Name or company name	Dental Surgery
Contract type name	GDS Contract
Purpose of contract	General
Contract start date	01/04/2006
Contract end date	

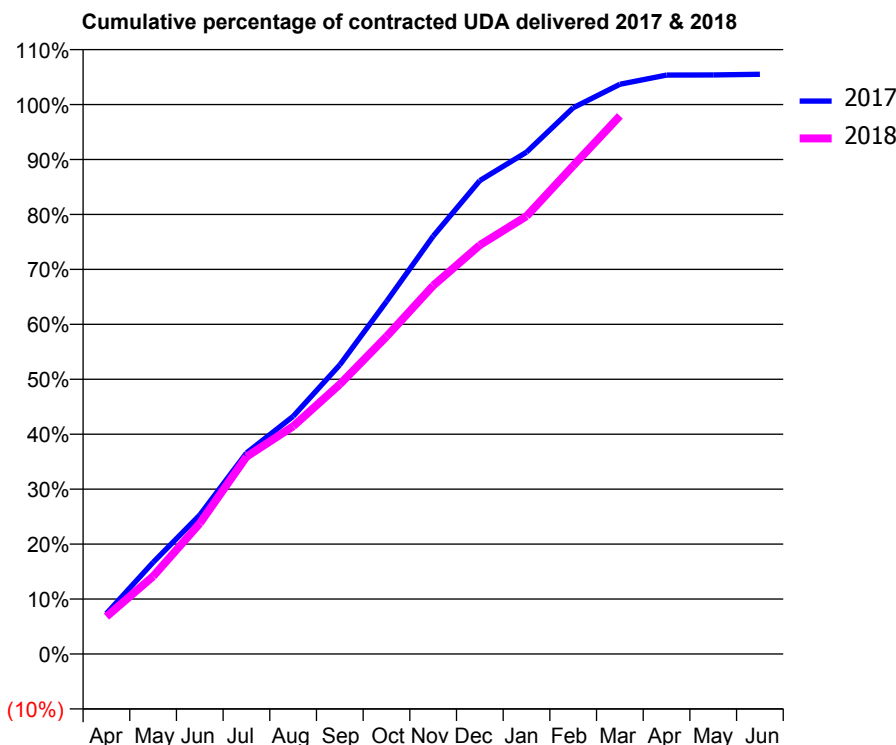
17/18 Contracted general activity (UDA)	10,295
Carry forward general activity (UDA)	-206
17/18 Contracted orthodontic activity (UOA)	0
Carry forward orthodontic activity (UOA)	0
Baseline contract value	£252,789.85

ACCESS*

Patients seen in 24 months	Total	Change since previous quarter
Quarter ending March 2017	4,460	
Quarter ending June 2017	4,453	→
Quarter ending September 2017	4,458	→
Quarter ending December 2017	4,410	↓
Quarter ending March 2018	4,384	→
Variance since March 2017	(1.7%)	↓



ACTIVITY



Month	Adjusted Scheduled Activity (UDA)	
	2017	2018
April	758	700
May	1,716	1,455
June	2,605	2,446
July	3,767	3,696
August	4,453	4,267
September	5,418	5,052
October	6,603	5,946
November	7,828	6,903
December	8,869	7,660
January	9,402	8,203
February	10,235	9,149
March	10,673	10,082
April	10,846	
May	10,849	
June	10,861	

QUALITY

	Quantity	Base Number	Contract	AT	Region	England
% of FP17s for the same patient ID Re-attending within 3 months - Children	64	1,106	5.8%	11.0%	11.6%	11.9%
% of FP17s for the same patient ID Re-attending within 3 months - Adults	626	4,942	12.7%	14.6%	15.4%	16.0%
% of FP17s for the same patient ID Re-attending between 3 & 9 months - Children	606	1,106	54.8%	59.6%	59.4%	58.3%
% of FP17s for the same patient ID Re-attending between 3 & 9 months - Adults	2,855	4,942	57.8%	48.5%	51.3%	50.3%
% of FP17s for Band 1 Urgent Courses	278	5,961	4.7%	9.4%	8.0%	9.1%
% of FP17s Relating to Free Repair or Replacements	35	5,961	0.6%	0.8%	0.8%	0.8%
% of FP17s Relating to Continuations	39	5,961	0.7%	1.1%	1.0%	1.0%
% of Patients satisfied with the dentistry they have received	2	2	N/A	92.3%	91.7%	91.5%
% of Patients satisfied with the time they had to wait for an appointment	2	2	N/A	87.4%	88.3%	87.9%

* This is based on patients treated on this contract for their most recent course of treatment. Figures in italics indicate the base number of FP17s or Patient Questionnaire responses are less than 100. N/A is shown where the base number of responses is less than 10 during the period. % is calculated as Quantity/Base number*100

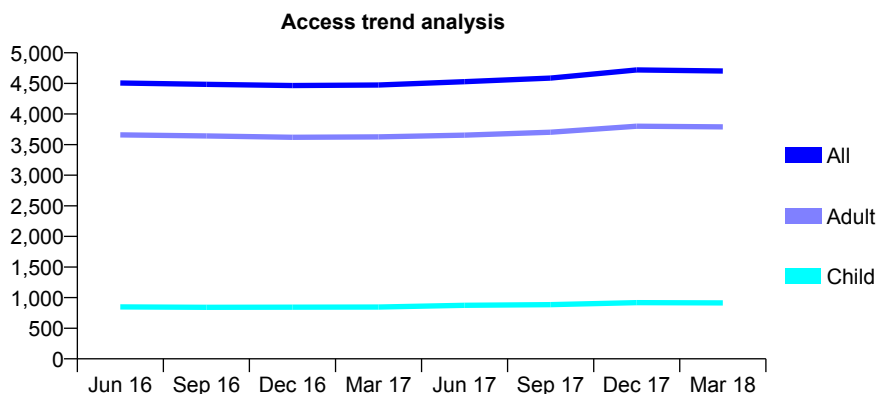
Q56 - Vital Signs At a Glance Contract Report for 931411/0003 - March 2018

Name or company name	MR M PATEL
Contract type name	GDS Contract
Purpose of contract	General
Contract start date	01/07/2012
Contract end date	

17/18 Contracted general activity (UDA)	15,000
Carry forward general activity (UDA)	-34
17/18 Contracted orthodontic activity (UOA)	0
Carry forward orthodontic activity (UOA)	0
Baseline contract value	£381,569.61

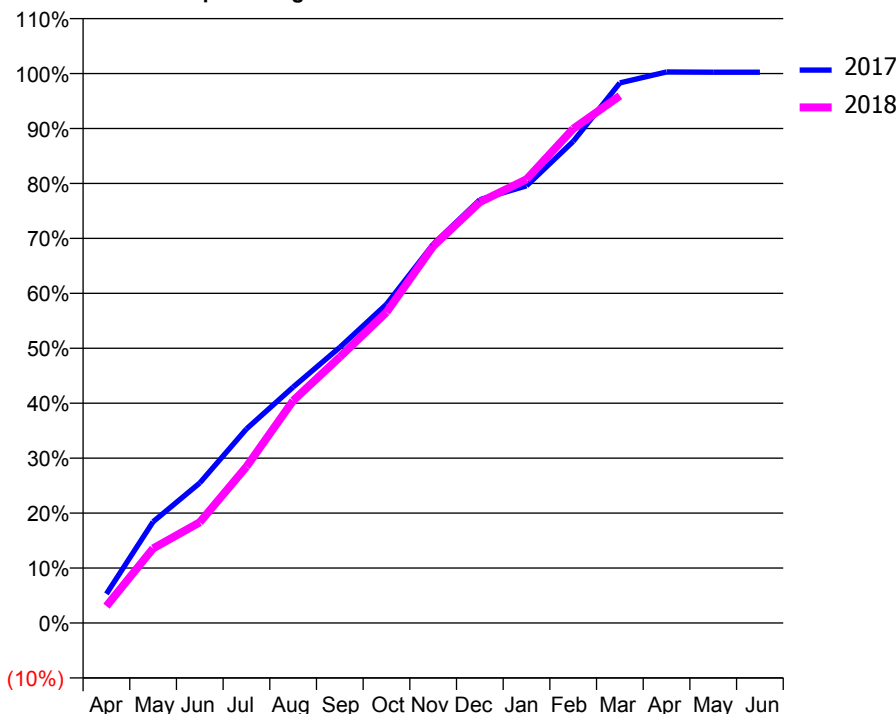
ACCESS*

Patients seen in 24 months	Total	Change since previous quarter
Quarter ending March 2017	4,474	
Quarter ending June 2017	4,529	→
Quarter ending September 2017	4,587	→
Quarter ending December 2017	4,719	↑
Quarter ending March 2018	4,702	→
Variance since March 2017	5.1%	↑



ACTIVITY

Cumulative percentage of contracted UDA delivered 2017 & 2018



Month	Adjusted Scheduled Activity (UDA)	
	2017	2018
April	796	462
May	2,763	2,038
June	3,822	2,752
July	5,298	4,268
August	6,439	6,068
September	7,526	7,261
October	8,700	8,485
November	10,338	10,283
December	11,555	11,490
January	11,932	12,112
February	13,148	13,493
March	14,743	14,391
April	15,043	
May	15,034	
June	15,034	

QUALITY

	Quantity	Base Number	Contract	AT	Region	England
% of FP17s for the same patient ID Re-attending within 3 months - Children	83	1,477	5.6%	11.0%	11.6%	11.9%
% of FP17s for the same patient ID Re-attending within 3 months - Adults	812	5,990	13.6%	14.6%	15.4%	16.0%
% of FP17s for the same patient ID Re-attending between 3 & 9 months - Children	1,028	1,477	69.6%	59.6%	59.4%	58.3%
% of FP17s for the same patient ID Re-attending between 3 & 9 months - Adults	3,399	5,990	56.7%	48.5%	51.3%	50.3%
% of FP17s for Band 1 Urgent Courses	662	7,260	9.1%	9.4%	8.0%	9.1%
% of FP17s Relating to Free Repair or Replacements	39	7,260	0.5%	0.8%	0.8%	0.8%
% of FP17s Relating to Continuations	62	7,260	0.9%	1.1%	1.0%	1.0%
% of Patients satisfied with the dentistry they have received	9	9	N/A	92.3%	91.7%	91.5%
% of Patients satisfied with the time they had to wait for an appointment	9	9	N/A	87.4%	88.3%	87.9%

* This is based on patients treated on this contract for their most recent course of treatment. Figures in italics indicate the base number of FP17s or Patient Questionnaire responses are less than 100. N/A is shown where the base number of responses is less than 10 during the period. % is calculated as Quantity/Base number*100

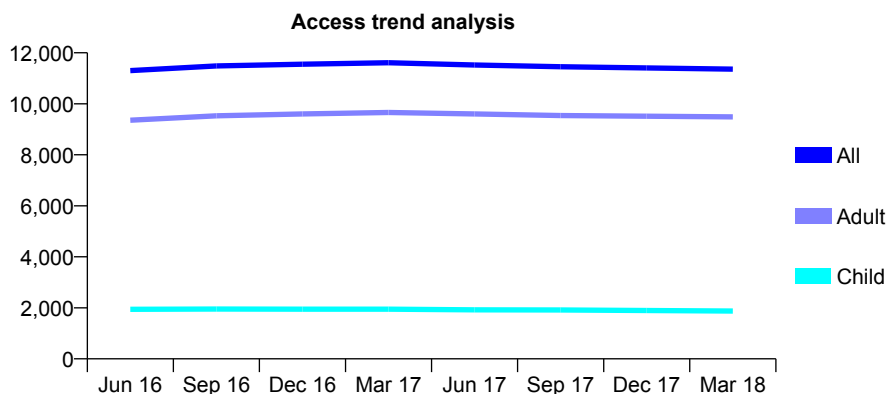
Q56 - Vital Signs At a Glance Contract Report for 931764/0001 - March 2018

Name or company name	MR MF BERGENDAL
Contract type name	GDS Contract
Purpose of contract	General
Contract start date	01/12/2014
Contract end date	

17/18 Contracted general activity (UDA)	28,637
Carry forward general activity (UDA)	91
17/18 Contracted orthodontic activity (UOA)	0
Carry forward orthodontic activity (UOA)	0
Baseline contract value	£624,846.47

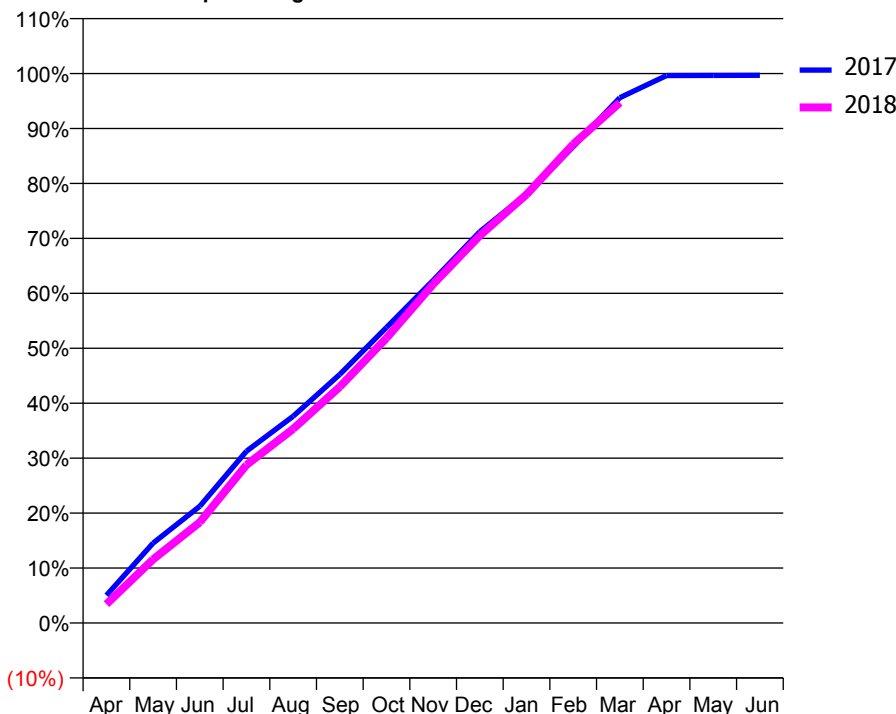
ACCESS*

Patients seen in 24 months	Total	Change since previous quarter
Quarter ending March 2017	11,608	
Quarter ending June 2017	11,524	→
Quarter ending September 2017	11,452	→
Quarter ending December 2017	11,409	→
Quarter ending March 2018	11,360	→
Variance since March 2017	(2.1%)	↓



ACTIVITY

Cumulative percentage of contracted UDA delivered 2017 & 2018



Month	Adjusted Scheduled Activity (UDA)	
	2017	2018
April	1,441	982
May	4,168	3,318
June	6,082	5,250
July	8,957	8,241
August	10,775	10,115
September	12,959	12,309
October	15,406	14,847
November	17,855	17,656
December	20,391	20,192
January	22,359	22,335
February	24,818	24,955
March	27,378	27,117
April	28,533	
May	28,541	
June	28,546	

QUALITY

	Quantity	Base Number	Contract	AT	Region	England
% of FP17s for the same patient ID Re-attending within 3 months - Children	108	2,704	4.0%	11.0%	11.6%	11.9%
% of FP17s for the same patient ID Re-attending within 3 months - Adults	1,824	14,104	12.9%	14.6%	15.4%	16.0%
% of FP17s for the same patient ID Re-attending between 3 & 9 months - Children	1,678	2,704	62.1%	59.6%	59.4%	58.3%
% of FP17s for the same patient ID Re-attending between 3 & 9 months - Adults	7,649	14,104	54.2%	48.5%	51.3%	50.3%
% of FP17s for Band 1 Urgent Courses	1,048	16,243	6.5%	9.4%	8.0%	9.1%
% of FP17s Relating to Free Repair or Replacements	127	16,243	0.8%	0.8%	0.8%	0.8%
% of FP17s Relating to Continuations	268	16,243	1.6%	1.1%	1.0%	1.0%
% of Patients satisfied with the dentistry they have received	17	17	100.0%	92.3%	91.7%	91.5%
% of Patients satisfied with the time they had to wait for an appointment	17	17	100.0%	87.4%	88.3%	87.9%

* This is based on patients treated on this contract for their most recent course of treatment. Figures in italics indicate the base number of FP17s or Patient Questionnaire responses are less than 100. N/A is shown where the base number of responses is less than 10 during the period. % is calculated as Quantity/Base number*100

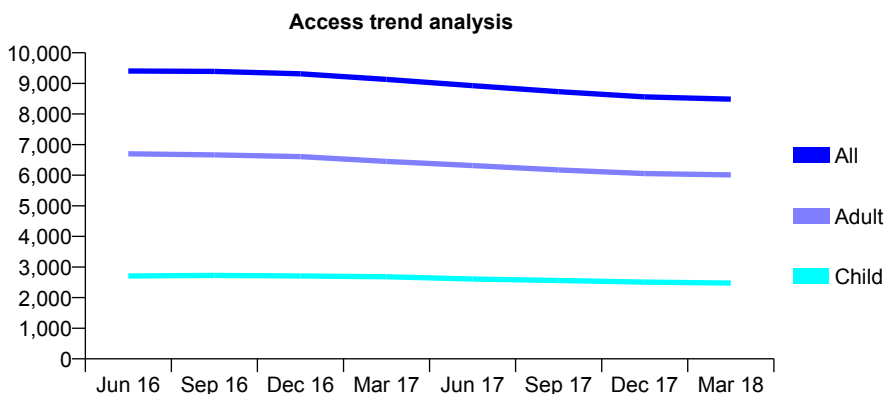
Q56 - Vital Signs At a Glance Contract Report for 933902/0001 - March 2018

Name or company name	MR KG MAKWANA
Contract type name	PDS Contract
Purpose of contract	General
Contract start date	01/04/2006
Contract end date	31/03/2018

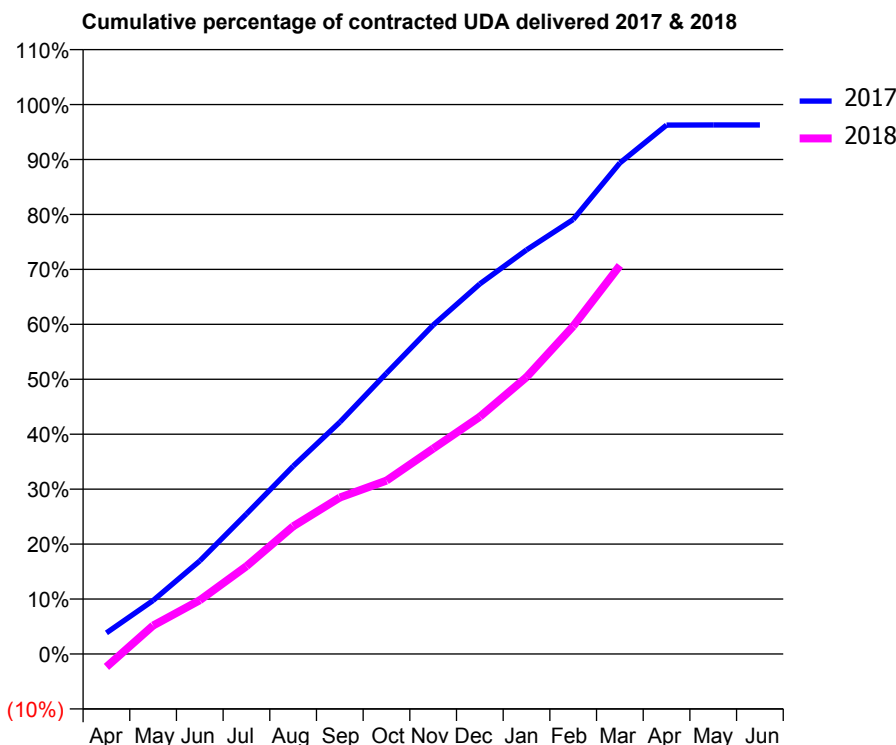
17/18 Contracted general activity (UDA)	25,000
Carry forward general activity (UDA)	928
17/18 Contracted orthodontic activity (UOA)	0
Carry forward orthodontic activity (UOA)	0
Baseline contract value	£684,456.29

ACCESS*

Patients seen in 24 months	Total	Change since previous quarter
Quarter ending March 2017	9,130	
Quarter ending June 2017	8,926	↓
Quarter ending September 2017	8,732	↓
Quarter ending December 2017	8,560	↓
Quarter ending March 2018	8,488	→
Variance since March 2017	(7.0%)	↓



ACTIVITY



Month	Adjusted Scheduled Activity (UDA)	
	2017	2018
April	964	-592
May	2,434	1,294
June	4,239	2,447
July	6,374	3,992
August	8,545	5,811
September	10,546	7,121
October	12,773	7,890
November	14,967	9,344
December	16,841	10,795
January	18,388	12,598
February	19,769	14,913
March	22,342	17,675
April	24,066	
May	24,072	
June	24,072	

QUALITY

	Quantity	Base Number	Contract	AT	Region	England
% of FP17s for the same patient ID Re-attending within 3 months - Children	243	3,615	6.7%	11.0%	11.6%	11.9%
% of FP17s for the same patient ID Re-attending within 3 months - Adults	1,084	8,269	13.1%	14.6%	15.4%	16.0%
% of FP17s for the same patient ID Re-attending between 3 & 9 months - Children	2,231	3,615	61.7%	59.6%	59.4%	58.3%
% of FP17s for the same patient ID Re-attending between 3 & 9 months - Adults	4,963	8,269	60.0%	48.5%	51.3%	50.3%
% of FP17s for Band 1 Urgent Courses	998	11,149	9.0%	9.4%	8.0%	9.1%
% of FP17s Relating to Free Repair or Replacements	114	11,149	1.0%	0.8%	0.8%	0.8%
% of FP17s Relating to Continuations	71	11,149	0.6%	1.1%	1.0%	1.0%
% of Patients satisfied with the dentistry they have received	4	4	N/A	92.3%	91.7%	91.5%
% of Patients satisfied with the time they had to wait for an appointment	2	4	N/A	87.4%	88.3%	87.9%

* This is based on patients treated on this contract for their most recent course of treatment. Figures in italics indicate the base number of FP17s or Patient Questionnaire responses are less than 100. N/A is shown where the base number of responses is less than 10 during the period. % is calculated as Quantity/Base number*100

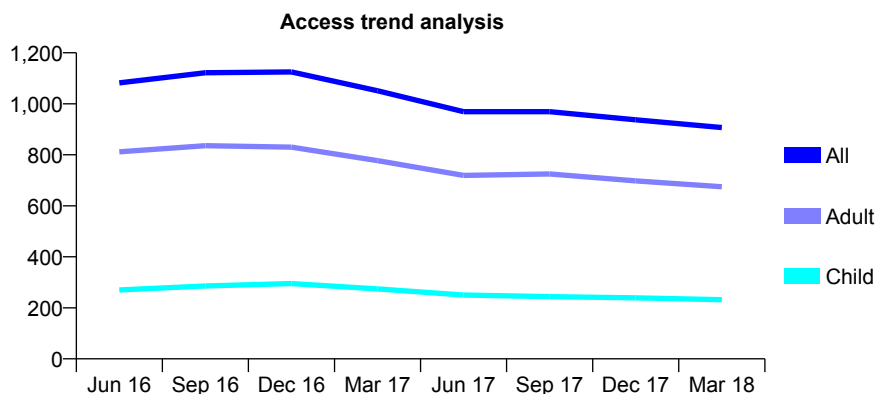
Q56 - Vital Signs At a Glance Contract Report for 934844/0001 - March 2018

Name or company name	MR S GHASEMZADEH KERMANSHAHI
Contract type name	GDS Contract
Purpose of contract	General
Contract start date	01/04/2006
Contract end date	

17/18 Contracted general activity (UDA)	2,457
Carry forward general activity (UDA)	0
17/18 Contracted orthodontic activity (UOA)	0
Carry forward orthodontic activity (UOA)	0
Baseline contract value	£61,883.08

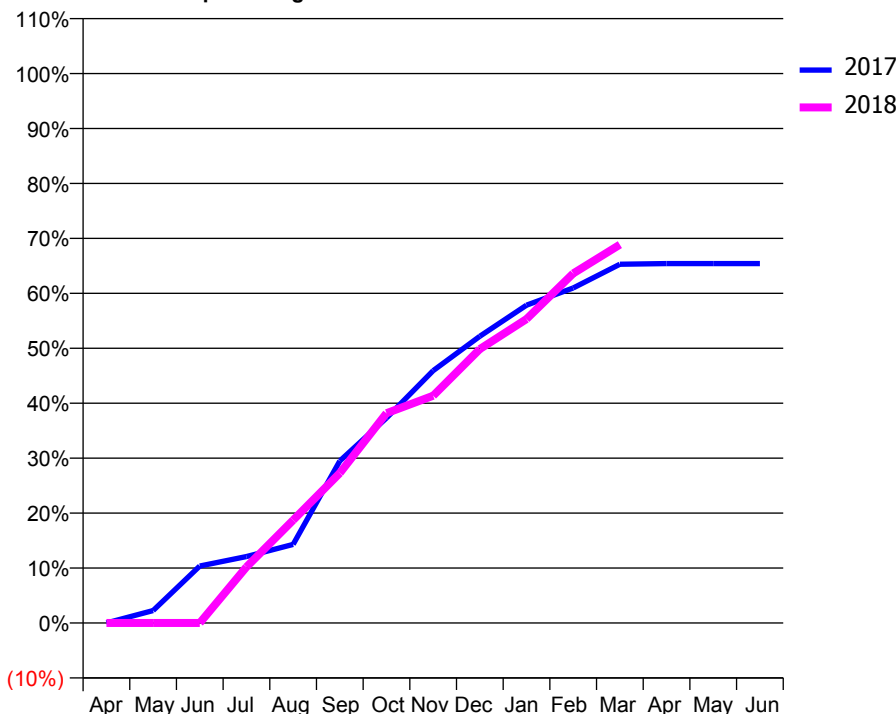
ACCESS*

Patients seen in 24 months	Total	Change since previous quarter
Quarter ending March 2017	1,051	
Quarter ending June 2017	969	↓
Quarter ending September 2017	969	→
Quarter ending December 2017	937	↓
Quarter ending March 2018	907	↓
Variance since March 2017	(13.7%)	↓



ACTIVITY

Cumulative percentage of contracted UDA delivered 2017 & 2018



Adjusted Scheduled Activity (UDA)

Month	2017	2018
April	0	0
May	66	0
June	300	0
July	350	251
August	414	460
September	852	670
October	1,079	938
November	1,328	1,016
December	1,509	1,225
January	1,672	1,359
February	1,762	1,563
March	1,887	1,692
April	1,891	
May	1,891	
June	1,891	

QUALITY

	Quantity	Base Number	Contract	AT	Region	England
% of FP17s for the same patient ID Re-attending within 3 months - Children	2	201	1.0%	11.0%	11.6%	11.9%
% of FP17s for the same patient ID Re-attending within 3 months - Adults	51	698	7.3%	14.6%	15.4%	16.0%
% of FP17s for the same patient ID Re-attending between 3 & 9 months - Children	54	201	26.9%	59.6%	59.4%	58.3%
% of FP17s for the same patient ID Re-attending between 3 & 9 months - Adults	277	698	39.7%	48.5%	51.3%	50.3%
% of FP17s for Band 1 Urgent Courses	98	896	10.9%	9.4%	8.0%	9.1%
% of FP17s Relating to Free Repair or Replacements	2	896	0.2%	0.8%	0.8%	0.8%
% of FP17s Relating to Continuations	0	896	0.0%	1.1%	1.0%	1.0%
% of Patients satisfied with the dentistry they have received	0	0	N/A	92.3%	91.7%	91.5%
% of Patients satisfied with the time they had to wait for an appointment	0	0	N/A	87.4%	88.3%	87.9%

* This is based on patients treated on this contract for their most recent course of treatment. Figures in italics indicate the base number of FP17s or Patient Questionnaire responses are less than 100. N/A is shown where the base number of responses is less than 10 during the period. % is calculated as Quantity/Base number*100

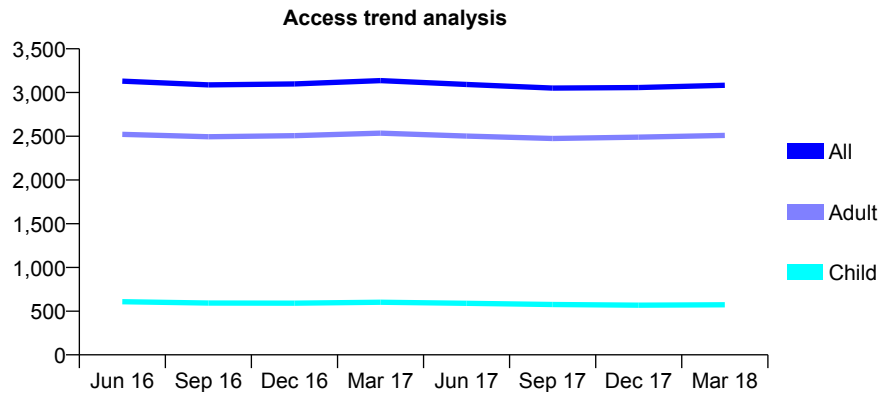
Q56 - Vital Signs At a Glance Contract Report for 936618/0001 - March 2018

Name or company name	MR MR GOODARZI
Contract type name	GDS Contract
Purpose of contract	General
Contract start date	01/04/2006
Contract end date	

17/18 Contracted general activity (UDA)	10,000
Carry forward general activity (UDA)	66
17/18 Contracted orthodontic activity (UOA)	0
Carry forward orthodontic activity (UOA)	0
Baseline contract value	£258,863.58

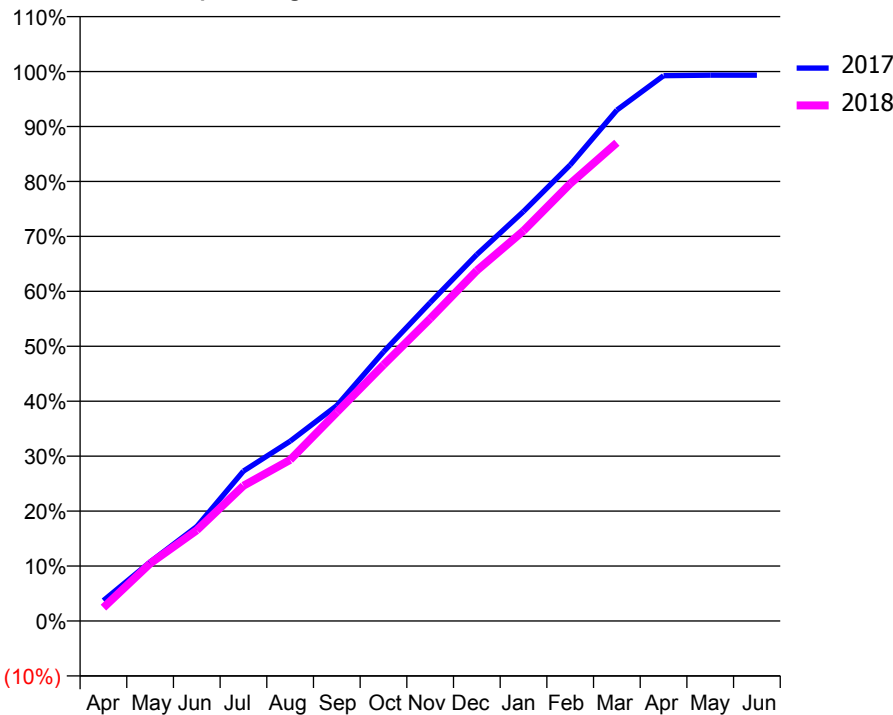
ACCESS*

Patients seen in 24 months	Total	Change since previous quarter
Quarter ending March 2017	3,136	
Quarter ending June 2017	3,092	↓
Quarter ending September 2017	3,051	↓
Quarter ending December 2017	3,057	→
Quarter ending March 2018	3,083	→
Variance since March 2017	(1.7%)	↓



ACTIVITY

Cumulative percentage of contracted UDA delivered 2017 & 2018



QUALITY

	Quantity	Base Number	Contract	AT	Region	England
% of FP17s for the same patient ID Re-attending within 3 months - Children	45	822	5.5%	11.0%	11.6%	11.9%
% of FP17s for the same patient ID Re-attending within 3 months - Adults	603	3,463	17.4%	14.6%	15.4%	16.0%
% of FP17s for the same patient ID Re-attending between 3 & 9 months - Children	504	822	61.3%	59.6%	59.4%	58.3%
% of FP17s for the same patient ID Re-attending between 3 & 9 months - Adults	1,538	3,463	44.4%	48.5%	51.3%	50.3%
% of FP17s for Band 1 Urgent Courses	386	4,111	9.4%	9.4%	8.0%	9.1%
% of FP17s Relating to Free Repair or Replacements	23	4,111	0.6%	0.8%	0.8%	0.8%
% of FP17s Relating to Continuations	65	4,111	1.6%	1.1%	1.0%	1.0%
% of Patients satisfied with the dentistry they have received	3	4	N/A	92.3%	91.7%	91.5%
% of Patients satisfied with the time they had to wait for an appointment	3	4	N/A	87.4%	88.3%	87.9%

* This is based on patients treated on this contract for their most recent course of treatment. Figures in italics indicate the base number of FP17s or Patient Questionnaire responses are less than 100. N/A is shown where the base number of responses is less than 10 during the period. % is calculated as Quantity/Base number*100

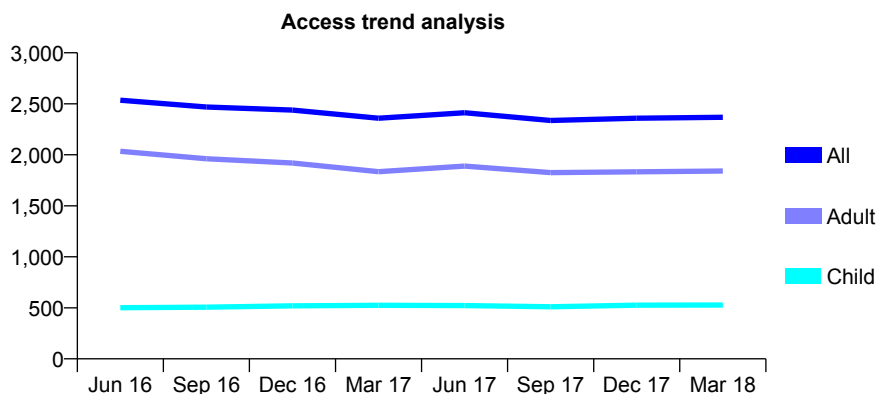
Q56 - Vital Signs At a Glance Contract Report for 943509/0001 - March 2018

Name or company name	MR A ABDOLLAHI
Contract type name	GDS Contract
Purpose of contract	General
Contract start date	01/04/2006
Contract end date	

17/18 Contracted general activity (UDA)	11,000
Carry forward general activity (UDA)	0
17/18 Contracted orthodontic activity (UOA)	0
Carry forward orthodontic activity (UOA)	0
Baseline contract value	£293,323.65

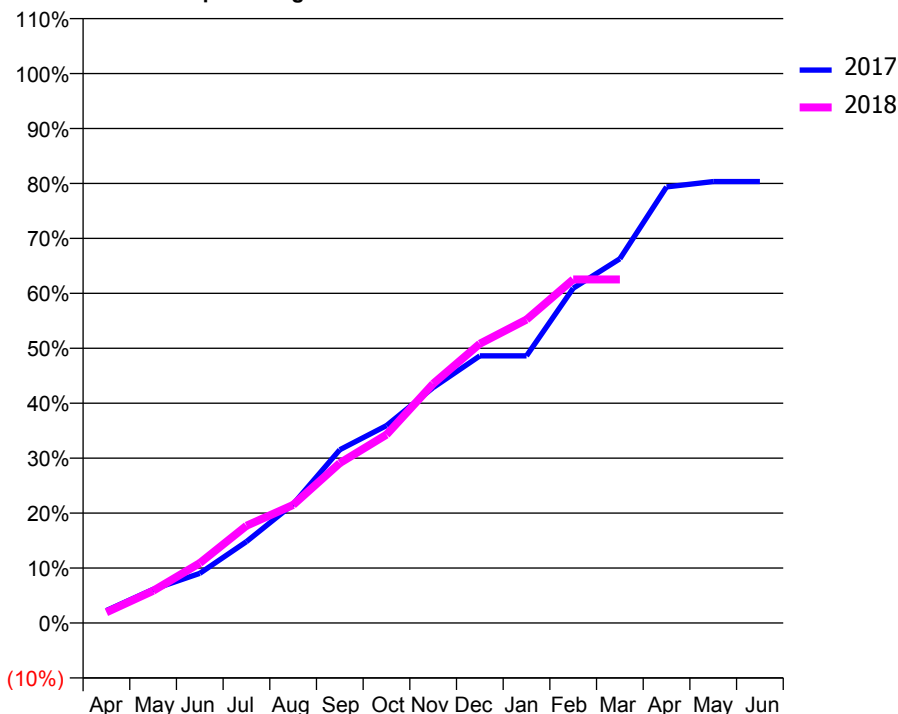
ACCESS*

Patients seen in 24 months	Total	Change since previous quarter
Quarter ending March 2017	2,359	
Quarter ending June 2017	2,412	↑
Quarter ending September 2017	2,336	↓
Quarter ending December 2017	2,359	→
Quarter ending March 2018	2,368	→
Variance since March 2017	0.4%	→



ACTIVITY

Cumulative percentage of contracted UDA delivered 2017 & 2018



Month	Adjusted Scheduled Activity (UDA)	
	2017	2018
April	249	214
May	673	643
June	993	1,199
July	1,629	1,949
August	2,381	2,365
September	3,470	3,202
October	3,953	3,770
November	4,713	4,791
December	5,349	5,590
January	5,349	6,075
February	6,700	6,879
March	7,291	6,879
April	8,730	
May	8,838	
June	8,838	

QUALITY

	Quantity	Base Number	Contract	AT	Region	England
% of FP17s for the same patient ID Re-attending within 3 months - Children	34	664	5.1%	11.0%	11.6%	11.9%
% of FP17s for the same patient ID Re-attending within 3 months - Adults	211	2,365	8.9%	14.6%	15.4%	16.0%
% of FP17s for the same patient ID Re-attending between 3 & 9 months - Children	439	664	66.1%	59.6%	59.4%	58.3%
% of FP17s for the same patient ID Re-attending between 3 & 9 months - Adults	1,454	2,365	61.5%	48.5%	51.3%	50.3%
% of FP17s for Band 1 Urgent Courses	248	2,566	9.7%	9.4%	8.0%	9.1%
% of FP17s Relating to Free Repair or Replacements	0	2,566	0.0%	0.8%	0.8%	0.8%
% of FP17s Relating to Continuations	0	2,566	0.0%	1.1%	1.0%	1.0%
% of Patients satisfied with the dentistry they have received	1	1	N/A	92.3%	91.7%	91.5%
% of Patients satisfied with the time they had to wait for an appointment	1	1	N/A	87.4%	88.3%	87.9%

* This is based on patients treated on this contract for their most recent course of treatment. Figures in italics indicate the base number of FP17s or Patient Questionnaire responses are less than 100. N/A is shown where the base number of responses is less than 10 during the period. % is calculated as Quantity/Base number*100

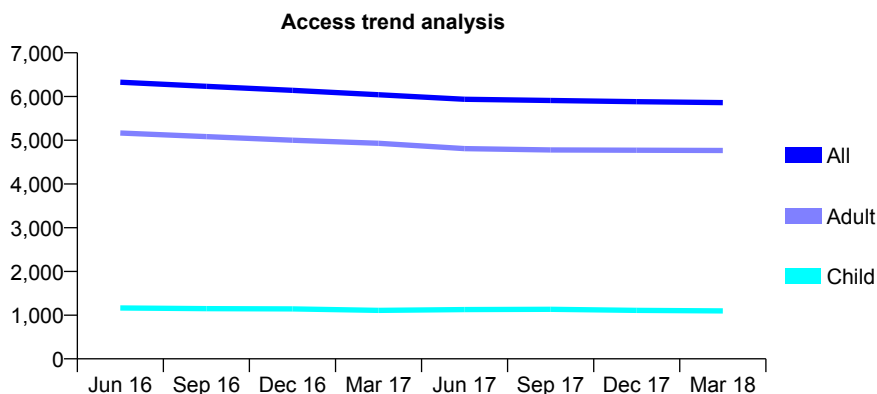
Q56 - Vital Signs At a Glance Contract Report for 949558/0001 - March 2018

Name or company name	MR DF EVANS
Contract type name	GDS Contract
Purpose of contract	General
Contract start date	02/11/2007
Contract end date	

17/18 Contracted general activity (UDA)	19,076
Carry forward general activity (UDA)	0
17/18 Contracted orthodontic activity (UOA)	0
Carry forward orthodontic activity (UOA)	0
Baseline contract value	£455,391.46

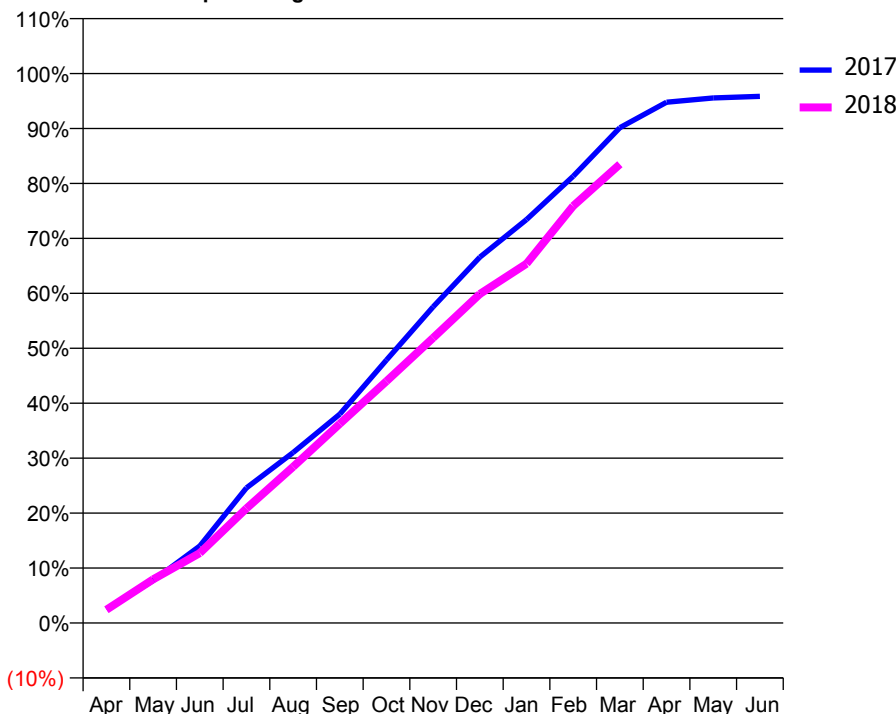
ACCESS*

Patients seen in 24 months	Total	Change since previous quarter
Quarter ending March 2017	6,040	
Quarter ending June 2017	5,936	↓
Quarter ending September 2017	5,911	→
Quarter ending December 2017	5,882	→
Quarter ending March 2018	5,861	→
Variance since March 2017	(3.0%)	↓



ACTIVITY

Cumulative percentage of contracted UDA delivered 2017 & 2018



Month	Adjusted Scheduled Activity (UDA)	
	2017	2018
April	486	463
May	1,475	1,515
June	2,675	2,427
July	4,693	3,980
August	5,918	5,422
September	7,254	6,917
October	9,132	8,394
November	10,979	9,898
December	12,701	11,422
January	14,007	12,473
February	15,512	14,480
March	17,195	15,928
April	18,079	
May	18,226	
June	18,284	

QUALITY

	Quantity	Base Number	Contract	AT	Region	England
% of FP17s for the same patient ID Re-attending within 3 months - Children	115	1,565	7.3%	11.0%	11.6%	11.9%
% of FP17s for the same patient ID Re-attending within 3 months - Adults	1,263	6,776	18.6%	14.6%	15.4%	16.0%
% of FP17s for the same patient ID Re-attending between 3 & 9 months - Children	742	1,565	47.4%	59.6%	59.4%	58.3%
% of FP17s for the same patient ID Re-attending between 3 & 9 months - Adults	2,648	6,776	39.1%	48.5%	51.3%	50.3%
% of FP17s for Band 1 Urgent Courses	759	7,330	10.4%	9.4%	8.0%	9.1%
% of FP17s Relating to Free Repair or Replacements	104	7,330	1.4%	0.8%	0.8%	0.8%
% of FP17s Relating to Continuations	214	7,330	2.9%	1.1%	1.0%	1.0%
% of Patients satisfied with the dentistry they have received	9	9	N/A	92.3%	91.7%	91.5%
% of Patients satisfied with the time they had to wait for an appointment	8	9	N/A	87.4%	88.3%	87.9%

* This is based on patients treated on this contract for their most recent course of treatment. Figures in italics indicate the base number of FP17s or Patient Questionnaire responses are less than 100. N/A is shown where the base number of responses is less than 10 during the period. % is calculated as Quantity/Base number*100

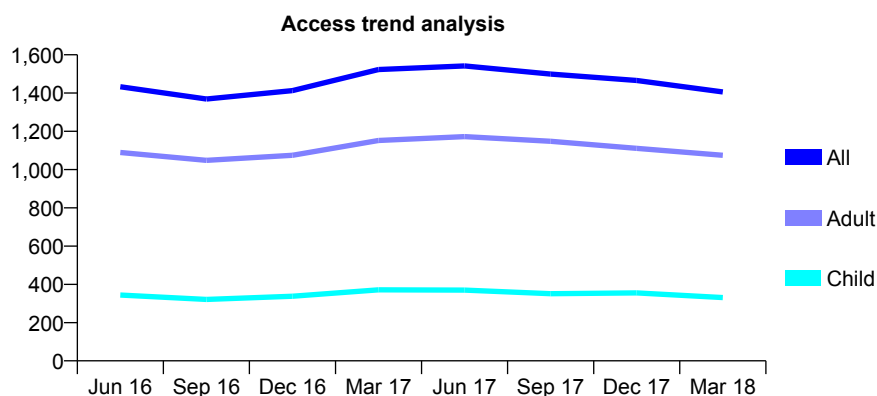
Q56 - Vital Signs At a Glance Contract Report for 949558/0002 - March 2018

Name or company name	MR DF EVANS
Contract type name	GDS Contract
Purpose of contract	General
Contract start date	01/02/2012
Contract end date	

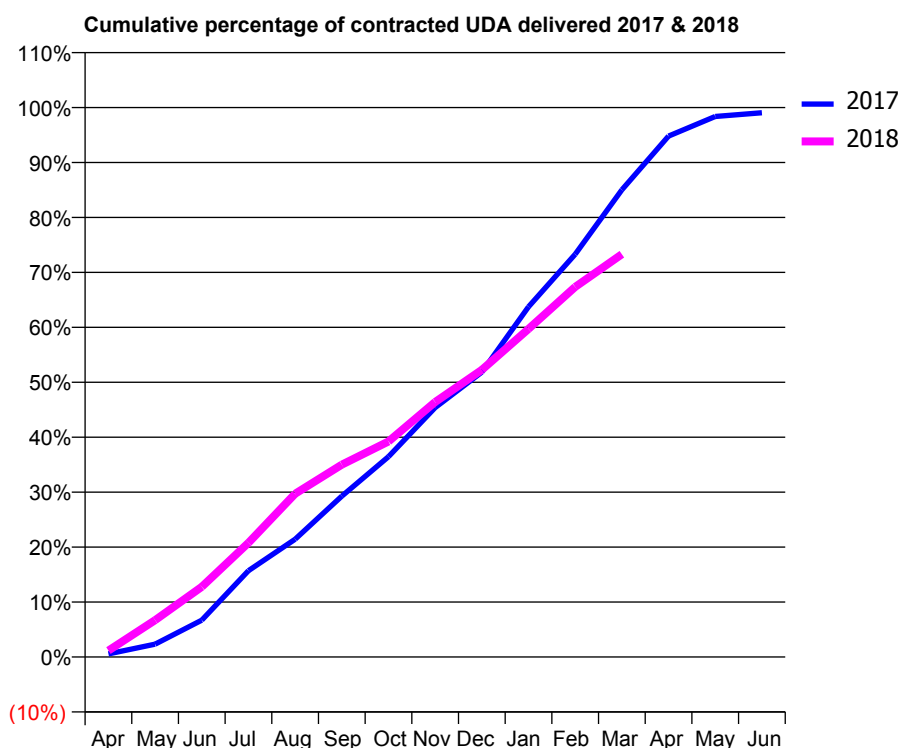
17/18 Contracted general activity (UDA)	4,241
Carry forward general activity (UDA)	40
17/18 Contracted orthodontic activity (UOA)	0
Carry forward orthodontic activity (UOA)	0
Baseline contract value	£87,571.41

ACCESS*

Patients seen in 24 months	Total	Change since previous quarter
Quarter ending March 2017	1,523	
Quarter ending June 2017	1,542	→
Quarter ending September 2017	1,499	↓
Quarter ending December 2017	1,466	↓
Quarter ending March 2018	1,406	↓
Variance since March 2017	(7.7%)	↓



ACTIVITY



Month	Adjusted Scheduled Activity (UDA)	
	2017	2018
April	25	50
May	100	284
June	284	542
July	666	881
August	910	1,260
September	1,241	1,485
October	1,546	1,664
November	1,925	1,968
December	2,198	2,216
January	2,703	2,532
February	3,109	2,856
March	3,606	3,108
April	4,021	
May	4,172	
June	4,201	

QUALITY

	Quantity	Base Number	Contract	AT	Region	England
% of FP17s for the same patient ID Re-attending within 3 months - Children	27	491	5.5%	11.0%	11.6%	11.9%
% of FP17s for the same patient ID Re-attending within 3 months - Adults	179	1,527	11.7%	14.6%	15.4%	16.0%
% of FP17s for the same patient ID Re-attending between 3 & 9 months - Children	217	491	44.2%	59.6%	59.4%	58.3%
% of FP17s for the same patient ID Re-attending between 3 & 9 months - Adults	576	1,527	37.7%	48.5%	51.3%	50.3%
% of FP17s for Band 1 Urgent Courses	197	1,768	11.1%	9.4%	8.0%	9.1%
% of FP17s Relating to Free Repair or Replacements	39	1,768	2.2%	0.8%	0.8%	0.8%
% of FP17s Relating to Continuations	16	1,768	0.9%	1.1%	1.0%	1.0%
% of Patients satisfied with the dentistry they have received	1	1	N/A	92.3%	91.7%	91.5%
% of Patients satisfied with the time they had to wait for an appointment	1	1	N/A	87.4%	88.3%	87.9%

* This is based on patients treated on this contract for their most recent course of treatment. Figures in italics indicate the base number of FP17s or Patient Questionnaire responses are less than 100. N/A is shown where the base number of responses is less than 10 during the period. % is calculated as Quantity/Base number*100

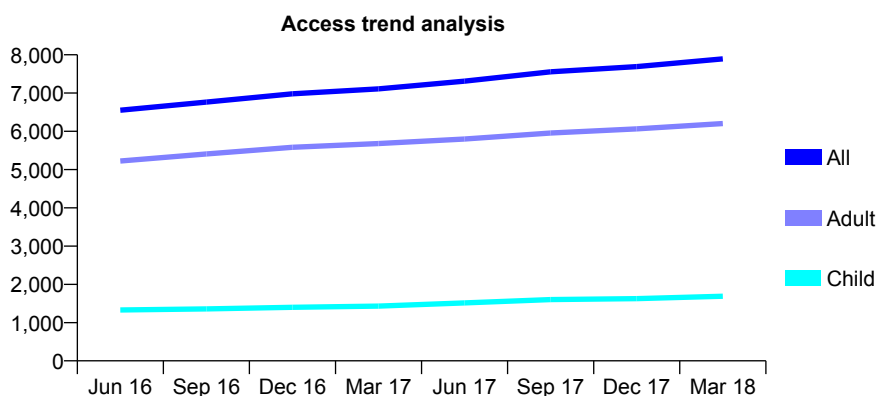
Q56 - Vital Signs At a Glance Contract Report for 962988/0001 - March 2018

Name or company name	MR HS PABARI
Contract type name	GDS Contract
Purpose of contract	General
Contract start date	01/01/2015
Contract end date	

17/18 Contracted general activity (UDA)	21,687
Carry forward general activity (UDA)	636
17/18 Contracted orthodontic activity (UOA)	0
Carry forward orthodontic activity (UOA)	0
Baseline contract value	£509,894.81

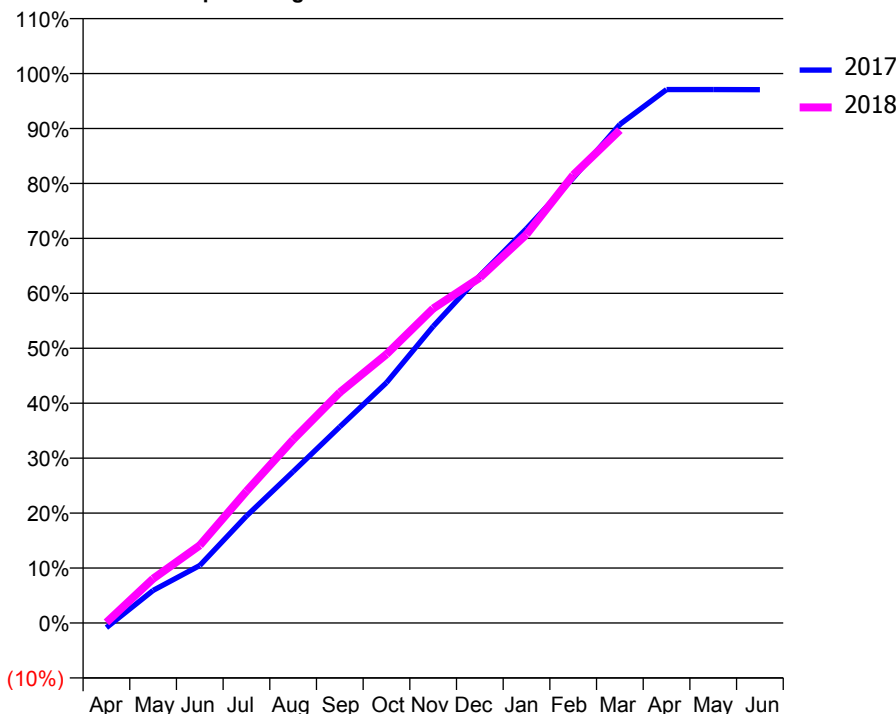
ACCESS*

Patients seen in 24 months	Total	Change since previous quarter
Quarter ending March 2017	7,110	
Quarter ending June 2017	7,313	↑
Quarter ending September 2017	7,556	↑
Quarter ending December 2017	7,691	→
Quarter ending March 2018	7,893	↑
Variance since March 2017	11.0%	↑



ACTIVITY

Cumulative percentage of contracted UDA delivered 2017 & 2018



Month	Adjusted Scheduled Activity (UDA)	
	2017	2018
April	-188	24
May	1,287	1,752
June	2,269	3,064
July	4,222	5,202
August	5,977	7,240
September	7,745	9,104
October	9,486	10,608
November	11,709	12,414
December	13,705	13,629
January	15,565	15,337
February	17,564	17,679
March	19,681	19,452
April	21,052	
May	21,052	
June	21,051	

QUALITY

	Quantity	Base Number	Contract	AT	Region	England
% of FP17s for the same patient ID Re-attending within 3 months - Children	180	2,429	7.4%	11.0%	11.6%	11.9%
% of FP17s for the same patient ID Re-attending within 3 months - Adults	816	7,557	10.8%	14.6%	15.4%	16.0%
% of FP17s for the same patient ID Re-attending between 3 & 9 months - Children	1,319	2,429	54.3%	59.6%	59.4%	58.3%
% of FP17s for the same patient ID Re-attending between 3 & 9 months - Adults	3,505	7,557	46.4%	48.5%	51.3%	50.3%
% of FP17s for Band 1 Urgent Courses	745	9,510	7.8%	9.4%	8.0%	9.1%
% of FP17s Relating to Free Repair or Replacements	67	9,510	0.7%	0.8%	0.8%	0.8%
% of FP17s Relating to Continuations	20	9,510	0.2%	1.1%	1.0%	1.0%
% of Patients satisfied with the dentistry they have received	3	4	N/A	92.3%	91.7%	91.5%
% of Patients satisfied with the time they had to wait for an appointment	4	4	N/A	87.4%	88.3%	87.9%

* This is based on patients treated on this contract for their most recent course of treatment. Figures in italics indicate the base number of FP17s or Patient Questionnaire responses are less than 100. N/A is shown where the base number of responses is less than 10 during the period. % is calculated as Quantity/Base number*100

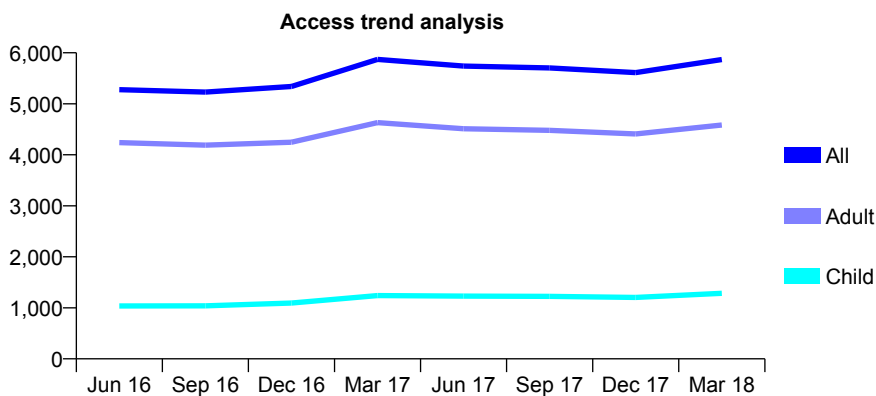
Q56 - Vital Signs At a Glance Contract Report for 966215/0001 - March 2018

Name or company name	A KAUR & A KOUR
Contract type name	GDS Contract
Purpose of contract	General
Contract start date	13/07/2010
Contract end date	

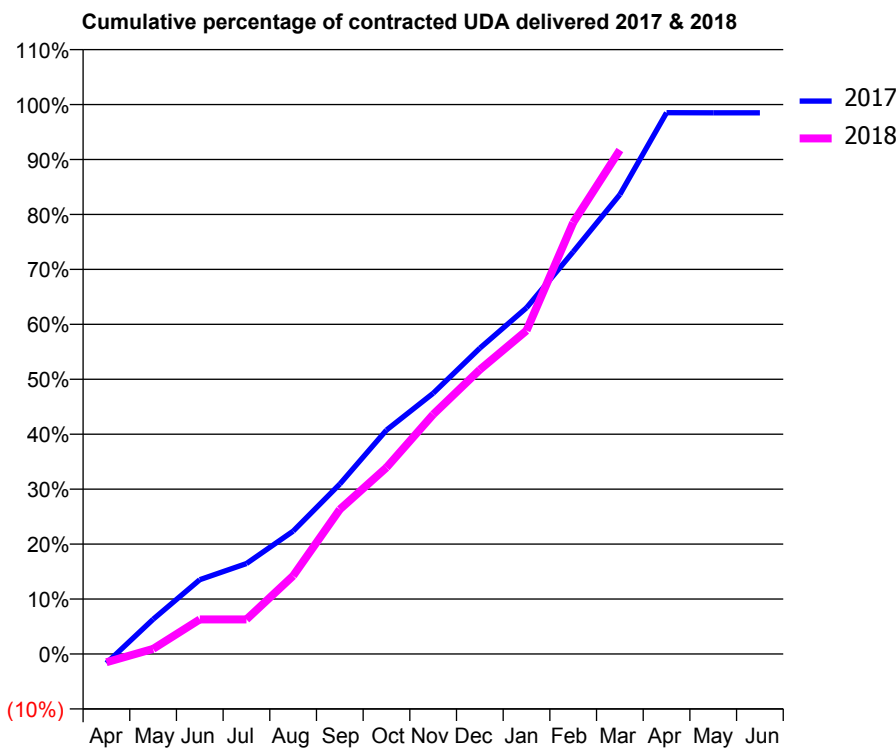
17/18 Contracted general activity (UDA)	17,220
Carry forward general activity (UDA)	261
17/18 Contracted orthodontic activity (UOA)	0
Carry forward orthodontic activity (UOA)	0
Baseline contract value	£427,175.57

ACCESS*

Patients seen in 24 months	Total	Change since previous quarter
Quarter ending March 2017	5,871	
Quarter ending June 2017	5,741	↓
Quarter ending September 2017	5,704	→
Quarter ending December 2017	5,613	↓
Quarter ending March 2018	5,869	↑
Variance since March 2017	(0.0%)	→



ACTIVITY



Month	Adjusted Scheduled Activity (UDA)	
	2017	2018
April	-290	-261
May	1,088	163
June	2,331	1,084
July	2,835	1,084
August	3,853	2,453
September	5,324	4,532
October	7,018	5,845
November	8,172	7,507
December	9,584	8,910
January	10,850	10,137
February	12,605	13,520
March	14,397	15,792
April	16,963	
May	16,960	
June	16,959	

QUALITY

	Quantity	Base Number	Contract	AT	Region	England
% of FP17s for the same patient ID Re-attending within 3 months - Children	150	2,020	7.4%	11.0%	11.6%	11.9%
% of FP17s for the same patient ID Re-attending within 3 months - Adults	749	7,026	10.7%	14.6%	15.4%	16.0%
% of FP17s for the same patient ID Re-attending between 3 & 9 months - Children	1,219	2,020	60.3%	59.6%	59.4%	58.3%
% of FP17s for the same patient ID Re-attending between 3 & 9 months - Adults	4,375	7,026	62.3%	48.5%	51.3%	50.3%
% of FP17s for Band 1 Urgent Courses	699	8,008	8.7%	9.4%	8.0%	9.1%
% of FP17s Relating to Free Repair or Replacements	51	8,008	0.6%	0.8%	0.8%	0.8%
% of FP17s Relating to Continuations	0	8,008	0.0%	1.1%	1.0%	1.0%
% of Patients satisfied with the dentistry they have received	12	13	92.3%	92.3%	91.7%	91.5%
% of Patients satisfied with the time they had to wait for an appointment	11	13	84.6%	87.4%	88.3%	87.9%

* This is based on patients treated on this contract for their most recent course of treatment. Figures in italics indicate the base number of FP17s or Patient Questionnaire responses are less than 100. N/A is shown where the base number of responses is less than 10 during the period. % is calculated as Quantity/Base number*100

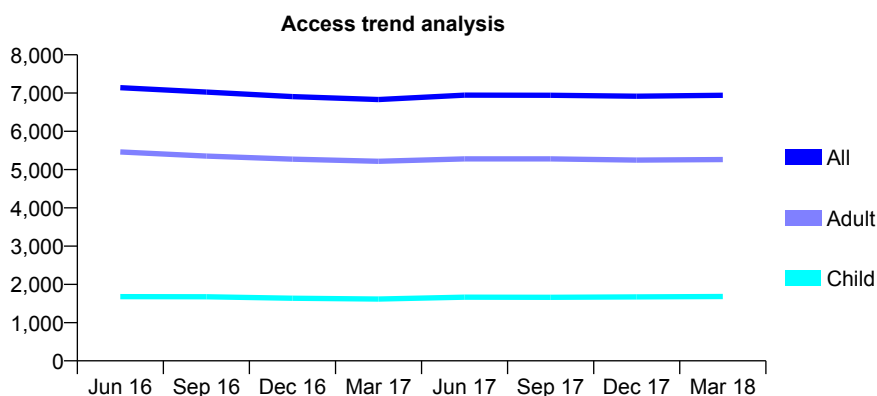
Q56 - Vital Signs At a Glance Contract Report for 968269/0002 - March 2018

Name or company name	MR IS LEIGHTON-SCOTT
Contract type name	GDS Contract
Purpose of contract	General
Contract start date	17/01/2013
Contract end date	

17/18 Contracted general activity (UDA)	17,000
Carry forward general activity (UDA)	-289
17/18 Contracted orthodontic activity (UOA)	0
Carry forward orthodontic activity (UOA)	0
Baseline contract value	£391,621.51

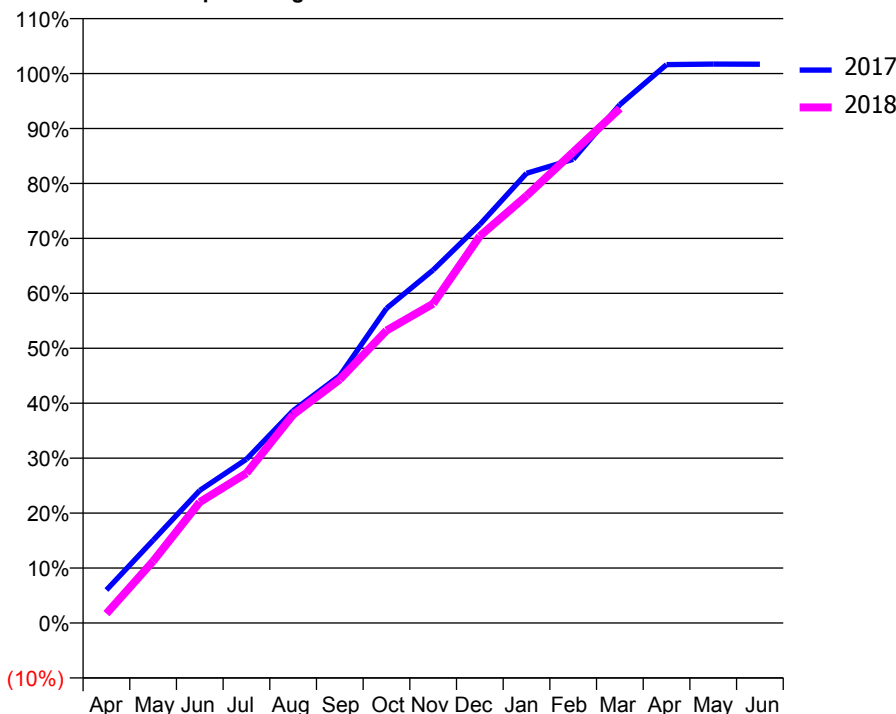
ACCESS*

Patients seen in 24 months	Total	Change since previous quarter
Quarter ending March 2017	6,832	
Quarter ending June 2017	6,944	→
Quarter ending September 2017	6,941	→
Quarter ending December 2017	6,919	→
Quarter ending March 2018	6,942	→
Variance since March 2017	1.6%	→



ACTIVITY

Cumulative percentage of contracted UDA delivered 2017 & 2018



Month	Adjusted Scheduled Activity (UDA)	
	2017	2018
April	1,022	289
May	2,560	1,913
June	4,101	3,741
July	5,069	4,633
August	6,569	6,445
September	7,654	7,533
October	9,735	9,050
November	10,920	9,880
December	12,329	11,970
January	13,911	13,214
February	14,348	14,568
March	16,038	15,916
April	17,275	
May	17,293	
June	17,289	

QUALITY

	Quantity	Base Number	Contract	AT	Region	England
% of FP17s for the same patient ID Re-attending within 3 months - Children	184	2,692	6.8%	11.0%	11.6%	11.9%
% of FP17s for the same patient ID Re-attending within 3 months - Adults	671	7,447	9.0%	14.6%	15.4%	16.0%
% of FP17s for the same patient ID Re-attending between 3 & 9 months - Children	1,742	2,692	64.7%	59.6%	59.4%	58.3%
% of FP17s for the same patient ID Re-attending between 3 & 9 months - Adults	4,316	7,447	58.0%	48.5%	51.3%	50.3%
% of FP17s for Band 1 Urgent Courses	682	9,394	7.3%	9.4%	8.0%	9.1%
% of FP17s Relating to Free Repair or Replacements	41	9,394	0.4%	0.8%	0.8%	0.8%
% of FP17s Relating to Continuations	45	9,394	0.5%	1.1%	1.0%	1.0%
% of Patients satisfied with the dentistry they have received	6	6	N/A	92.3%	91.7%	91.5%
% of Patients satisfied with the time they had to wait for an appointment	6	6	N/A	87.4%	88.3%	87.9%

* This is based on patients treated on this contract for their most recent course of treatment. Figures in italics indicate the base number of FP17s or Patient Questionnaire responses are less than 100. N/A is shown where the base number of responses is less than 10 during the period. % is calculated as Quantity/Base number*100

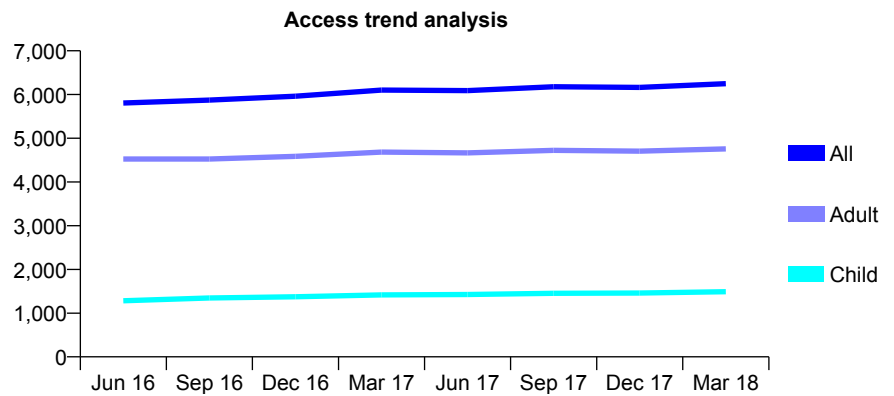
Q56 - Vital Signs At a Glance Contract Report for 982881/0001 - March 2018

Name or company name	MR JC HOLMES
Contract type name	Pilot Contract
Purpose of contract	General
Contract start date	01/04/2006
Contract end date	

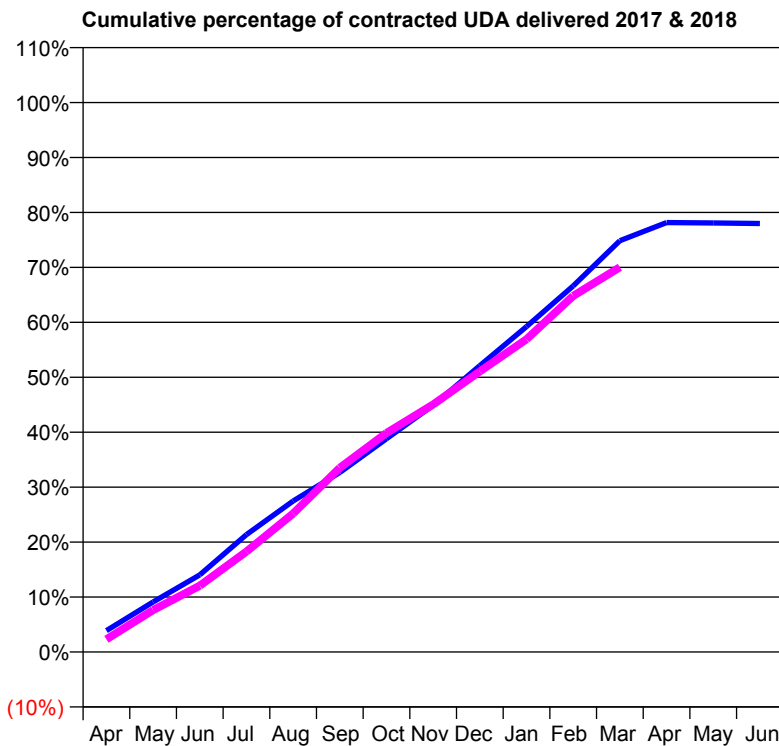
17/18 Contracted general activity (UDA)	19,052
Carry forward general activity (UDA)	0
17/18 Contracted orthodontic activity (UOA)	0
Carry forward orthodontic activity (UOA)	0
Baseline contract value	£578,506.26

ACCESS*

Patients seen in 24 months	Total	Change since previous quarter
Quarter ending March 2017	6,101	
Quarter ending June 2017	6,090	→
Quarter ending September 2017	6,177	→
Quarter ending December 2017	6,162	→
Quarter ending March 2018	6,248	→
Variance since March 2017	2.4%	↑



ACTIVITY



Month	Adjusted Scheduled Activity (UDA)	
	2017	2018
April	743	443
May	1,736	1,453
June	2,673	2,300
July	4,069	3,483
August	5,238	4,802
September	6,224	6,388
October	7,397	7,592
November	8,555	8,581
December	9,930	9,728
January	11,283	10,846
February	12,695	12,348
March	14,262	13,339
April	14,890	
May	14,874	
June	14,859	

QUALITY

	Quantity	Base Number	Contract	AT	Region	England
% of FP17s for the same patient ID Re-attending within 3 months - Children	103	1,934	5.3%	11.0%	11.6%	11.9%
% of FP17s for the same patient ID Re-attending within 3 months - Adults	625	4,866	12.8%	14.6%	15.4%	16.0%
% of FP17s for the same patient ID Re-attending between 3 & 9 months - Children	1,128	1,934	58.3%	59.6%	59.4%	58.3%
% of FP17s for the same patient ID Re-attending between 3 & 9 months - Adults	1,530	4,866	31.4%	48.5%	51.3%	50.3%
% of FP17s for Band 1 Urgent Courses	542	6,534	8.3%	9.4%	8.0%	9.1%
% of FP17s Relating to Free Repair or Replacements	86	6,534	1.3%	0.8%	0.8%	0.8%
% of FP17s Relating to Continuations	12	6,534	0.2%	1.1%	1.0%	1.0%
% of Patients satisfied with the dentistry they have received	6	6	N/A	92.3%	91.7%	91.5%
% of Patients satisfied with the time they had to wait for an appointment	5	6	N/A	87.4%	88.3%	87.9%

* This is based on patients treated on this contract for their most recent course of treatment. Figures in italics indicate the base number of FP17s or Patient Questionnaire responses are less than 100. N/A is shown where the base number of responses is less than 10 during the period. % is calculated as Quantity/Base number*100

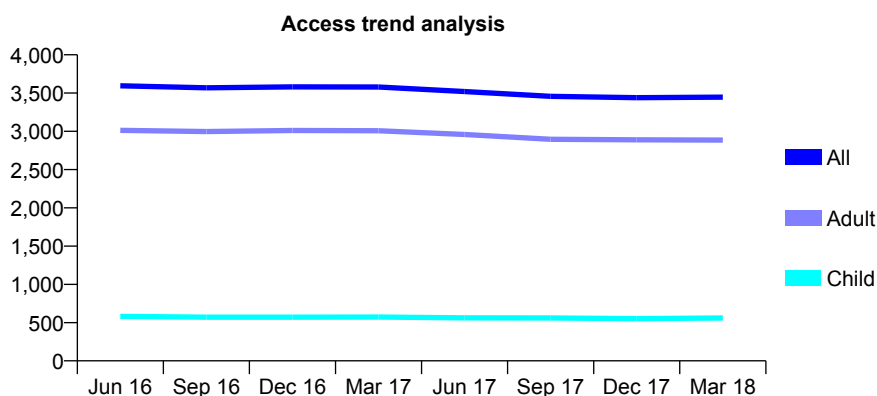
Q56 - Vital Signs At a Glance Contract Report for 997730/0001 - March 2018

Name or company name	MR AP YAXLEY
Contract type name	GDS Contract
Purpose of contract	General
Contract start date	01/04/2006
Contract end date	

17/18 Contracted general activity (UDA)	10,970
Carry forward general activity (UDA)	0
17/18 Contracted orthodontic activity (UOA)	0
Carry forward orthodontic activity (UOA)	0
Baseline contract value	£249,129.19

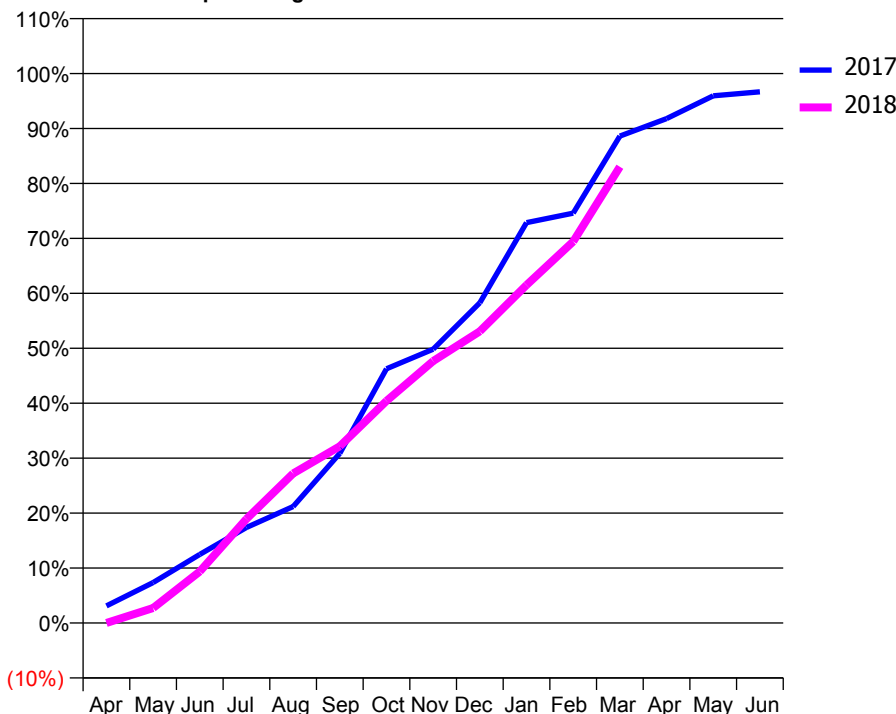
ACCESS*

Patients seen in 24 months	Total	Change since previous quarter
Quarter ending March 2017	3,579	
Quarter ending June 2017	3,520	↓
Quarter ending September 2017	3,457	↓
Quarter ending December 2017	3,440	→
Quarter ending March 2018	3,447	→
Variance since March 2017	(3.7%)	↓



ACTIVITY

Cumulative percentage of contracted UDA delivered 2017 & 2018



Month	Adjusted Scheduled Activity (UDA)	
	2017	2018
April	343	0
May	808	298
June	1,371	1,028
July	1,907	2,079
August	2,325	2,984
September	3,389	3,529
October	5,074	4,435
November	5,468	5,230
December	6,393	5,822
January	7,993	6,747
February	8,182	7,614
March	9,720	9,109
April	10,070	
May	10,524	
June	10,605	

QUALITY

	Quantity	Base Number	Contract	AT	Region	England
% of FP17s for the same patient ID Re-attending within 3 months - Children	71	646	11.0%	11.0%	11.6%	11.9%
% of FP17s for the same patient ID Re-attending within 3 months - Adults	724	3,571	20.3%	14.6%	15.4%	16.0%
% of FP17s for the same patient ID Re-attending between 3 & 9 months - Children	140	646	21.7%	59.6%	59.4%	58.3%
% of FP17s for the same patient ID Re-attending between 3 & 9 months - Adults	1,137	3,571	31.8%	48.5%	51.3%	50.3%
% of FP17s for Band 1 Urgent Courses	528	3,875	13.6%	9.4%	8.0%	9.1%
% of FP17s Relating to Free Repair or Replacements	131	3,875	3.4%	0.8%	0.8%	0.8%
% of FP17s Relating to Continuations	106	3,875	2.7%	1.1%	1.0%	1.0%
% of Patients satisfied with the dentistry they have received	5	5	N/A	92.3%	91.7%	91.5%
% of Patients satisfied with the time they had to wait for an appointment	5	5	N/A	87.4%	88.3%	87.9%

* This is based on patients treated on this contract for their most recent course of treatment. Figures in italics indicate the base number of FP17s or Patient Questionnaire responses are less than 100. N/A is shown where the base number of responses is less than 10 during the period. % is calculated as Quantity/Base number*100