

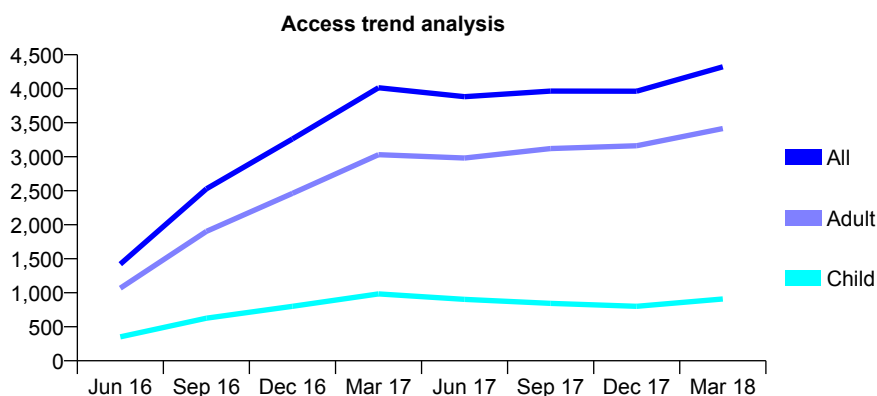
Q57 - Vital Signs At a Glance Contract Report for 100021/0000 - March 2018

Name or company name	Mr S Shah, Mr P Vaid & Mr S Radia
Contract type name	PDS Plus Contract
Purpose of contract	General
Contract start date	01/03/2016
Contract end date	31/03/2019

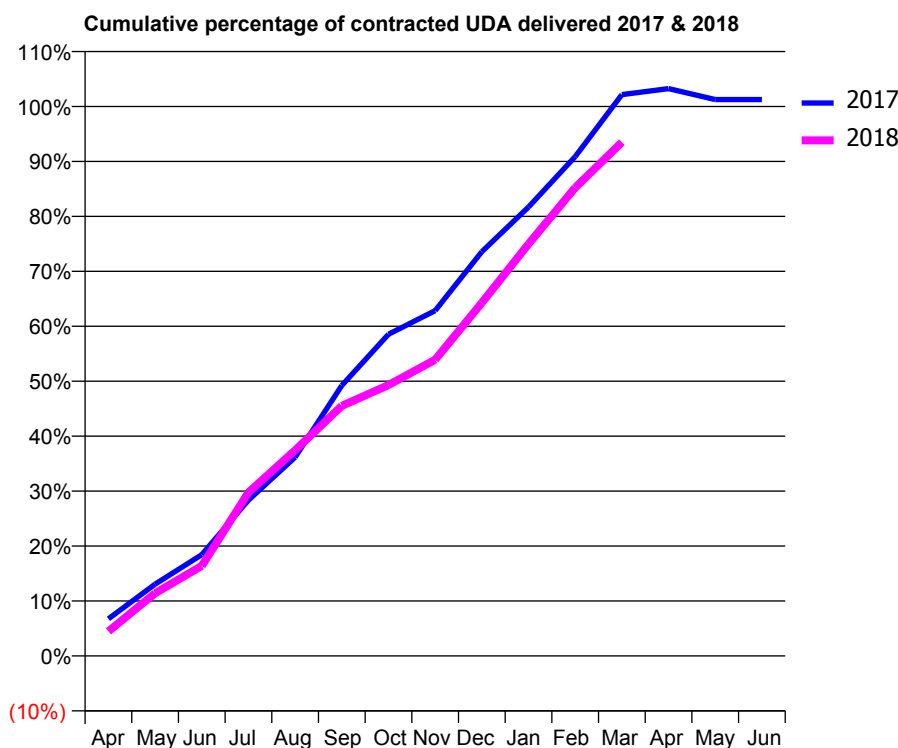
17/18 Contracted general activity (UDA)	15,000
Carry forward general activity (UDA)	-190
17/18 Contracted orthodontic activity (UOA)	0
Carry forward orthodontic activity (UOA)	0
Baseline contract value	£411,203.28

ACCESS*

Patients seen in 24 months	Total	Change since previous quarter
Quarter ending March 2017	4,015	
Quarter ending June 2017	3,884	↓
Quarter ending September 2017	3,965	↑
Quarter ending December 2017	3,963	→
Quarter ending March 2018	4,323	↑
Variance since March 2017	7.7%	↑



ACTIVITY



Month	Adjusted Scheduled Activity (UDA)	
	2017	2018
April	1,014	673
May	1,959	1,711
June	2,763	2,459
July	4,255	4,465
August	5,426	5,614
September	7,385	6,826
October	8,780	7,396
November	9,424	8,088
December	11,033	9,641
January	12,252	11,244
February	13,629	12,780
March	15,322	14,023
April	15,485	
May	15,187	
June	15,190	

QUALITY

	Quantity	Base Number	Contract	AT	Region	England
% of FP17s for the same patient ID Re-attending within 3 months - Children	46	1,194	3.9%	10.3%	11.6%	11.9%
% of FP17s for the same patient ID Re-attending within 3 months - Adults	288	3,896	7.4%	14.7%	15.4%	16.0%
% of FP17s for the same patient ID Re-attending between 3 & 9 months - Children	295	1,194	24.7%	56.0%	59.4%	58.3%
% of FP17s for the same patient ID Re-attending between 3 & 9 months - Adults	728	3,896	18.7%	49.0%	51.3%	50.3%
% of FP17s for Band 1 Urgent Courses	707	5,071	13.9%	8.6%	8.0%	9.1%
% of FP17s Relating to Free Repair or Replacements	24	5,071	0.5%	0.7%	0.8%	0.8%
% of FP17s Relating to Continuations	23	5,071	0.5%	0.9%	1.0%	1.0%
% of Patients satisfied with the dentistry they have received	7	7	N/A	91.2%	91.7%	91.5%
% of Patients satisfied with the time they had to wait for an appointment	6	7	N/A	88.7%	88.3%	87.9%

* This is based on patients treated on this contract for their most recent course of treatment. Figures in italics indicate the base number of FP17s or Patient Questionnaire responses are less than 100. N/A is shown where the base number of responses is less than 10 during the period. % is calculated as Quantity/Base number*100

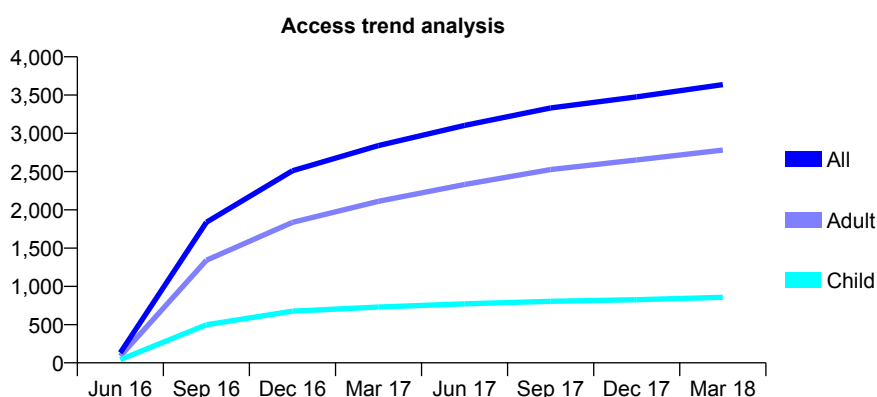
Q57 - Vital Signs At a Glance Contract Report for 100052/0000 - March 2018

Name or company name	Chigwell Dental Practice
Contract type name	GDS Contract
Purpose of contract	General
Contract start date	01/04/2016
Contract end date	

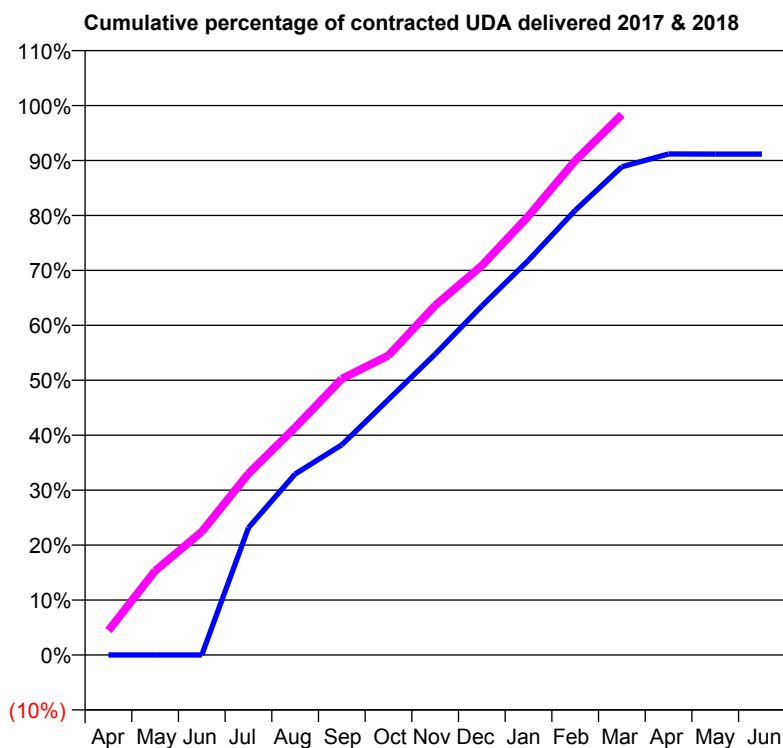
17/18 Contracted general activity (UDA)	9,244
Carry forward general activity (UDA)	-21
17/18 Contracted orthodontic activity (UOA)	0
Carry forward orthodontic activity (UOA)	0
Baseline contract value	£295,107.13

ACCESS*

Patients seen in 24 months	Total	Change since previous quarter
Quarter ending March 2017	2,840	
Quarter ending June 2017	3,103	↑
Quarter ending September 2017	3,332	↑
Quarter ending December 2017	3,477	↑
Quarter ending March 2018	3,637	↑
Variance since March 2017	28.1%	↑



ACTIVITY



Month	Adjusted Scheduled Activity (UDA)	
	2017	2018
April	0	411
May	0	1,417
June	0	2,073
July	2,109	3,053
August	2,999	3,827
September	3,482	4,646
October	4,234	5,040
November	4,986	5,881
December	5,783	6,552
January	6,540	7,385
February	7,368	8,317
March	8,089	9,092
April	8,302	
May	8,299	
June	8,299	

QUALITY

	Quantity	Base Number	Contract	AT	Region	England
% of FP17s for the same patient ID Re-attending within 3 months - Children	57	1,160	4.9%	10.3%	11.6%	11.9%
% of FP17s for the same patient ID Re-attending within 3 months - Adults	302	3,130	9.6%	14.7%	15.4%	16.0%
% of FP17s for the same patient ID Re-attending between 3 & 9 months - Children	650	1,160	56.0%	56.0%	59.4%	58.3%
% of FP17s for the same patient ID Re-attending between 3 & 9 months - Adults	1,461	3,130	46.7%	49.0%	51.3%	50.3%
% of FP17s for Band 1 Urgent Courses	180	4,172	4.3%	8.6%	8.0%	9.1%
% of FP17s Relating to Free Repair or Replacements	28	4,172	0.7%	0.7%	0.8%	0.8%
% of FP17s Relating to Continuations	7	4,172	0.2%	0.9%	1.0%	1.0%
% of Patients satisfied with the dentistry they have received	3	3	N/A	91.2%	91.7%	91.5%
% of Patients satisfied with the time they had to wait for an appointment	3	3	N/A	88.7%	88.3%	87.9%

* This is based on patients treated on this contract for their most recent course of treatment. Figures in italics indicate the base number of FP17s or Patient Questionnaire responses are less than 100. N/A is shown where the base number of responses is less than 10 during the period. % is calculated as Quantity/Base number*100

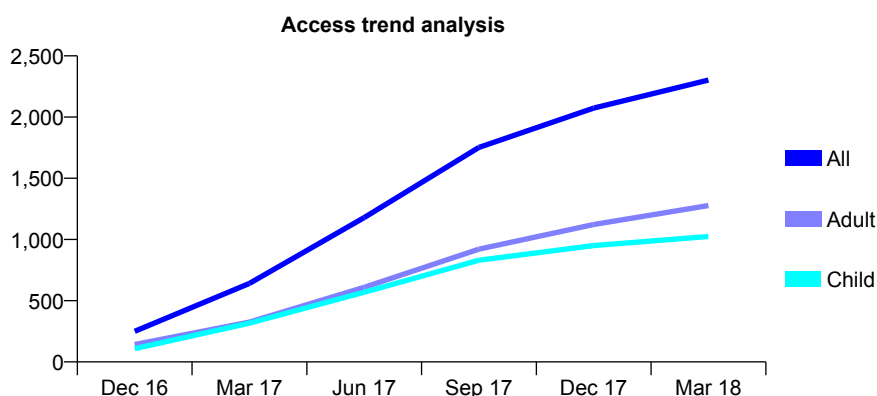
Q57 - Vital Signs At a Glance Contract Report for 100212/0000 - March 2018

Name or company name	Community Dental Services - CDS CIC Ess
Contract type name	PDS Contract
Purpose of contract	General
Contract start date	01/10/2016
Contract end date	30/09/2019

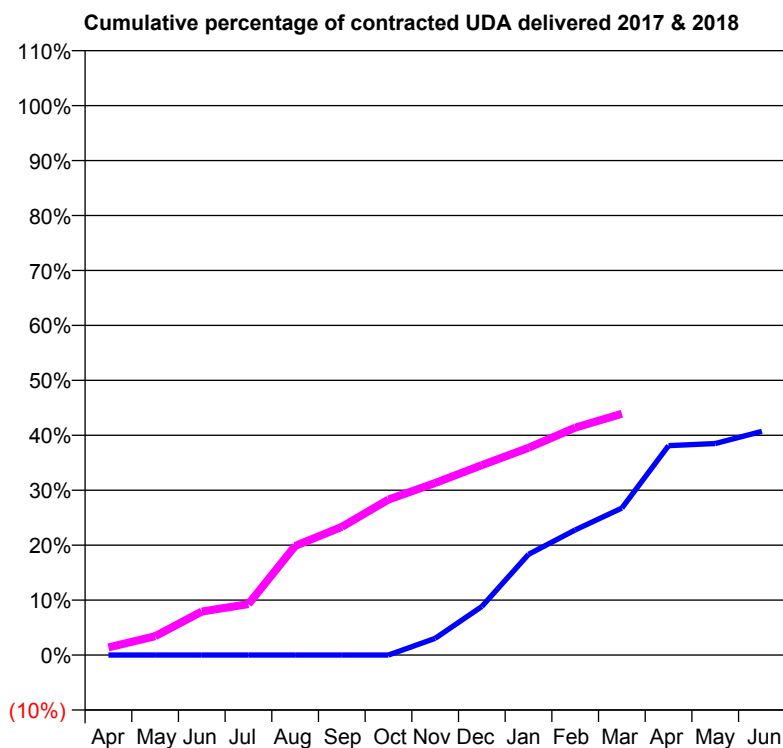
17/18 Contracted general activity (UDA)	9,775
Carry forward general activity (UDA)	0
17/18 Contracted orthodontic activity (UOA)	0
Carry forward orthodontic activity (UOA)	0
Baseline contract value	£1,497,126.62

ACCESS*

Patients seen in 24 months	Total	Change since previous quarter
Quarter ending March 2017	641	
Quarter ending June 2017	1,179	↑
Quarter ending September 2017	1,752	↑
Quarter ending December 2017	2,073	↑
Quarter ending March 2018	2,302	↑
Variance since March 2017	259.1%	↑



ACTIVITY



Month	Adjusted Scheduled Activity (UDA)	
	2017	2018
April	0	137
May	0	337
June	0	776
July	0	908
August	0	1,942
September	0	2,281
October	0	2,768
November	149	3,062
December	432	3,379
January	896	3,687
February	1,113	4,046
March	1,308	4,293
April	1,862	
May	1,882	
June	1,990	

QUALITY

	Quantity	Base Number	Contract	AT	Region	England
% of FP17s for the same patient ID Re-attending within 3 months - Children	79	1,545	5.1%	10.3%	11.6%	11.9%
% of FP17s for the same patient ID Re-attending within 3 months - Adults	107	1,465	7.3%	14.7%	15.4%	16.0%
% of FP17s for the same patient ID Re-attending between 3 & 9 months - Children	164	1,545	10.6%	56.0%	59.4%	58.3%
% of FP17s for the same patient ID Re-attending between 3 & 9 months - Adults	270	1,465	18.4%	49.0%	51.3%	50.3%
% of FP17s for Band 1 Urgent Courses	77	2,576	3.0%	8.6%	8.0%	9.1%
% of FP17s Relating to Free Repair or Replacements	0	2,576	0.0%	0.7%	0.8%	0.8%
% of FP17s Relating to Continuations	25	2,576	1.0%	0.9%	1.0%	1.0%
% of Patients satisfied with the dentistry they have received	2	5	N/A	91.2%	91.7%	91.5%
% of Patients satisfied with the time they had to wait for an appointment	3	5	N/A	88.7%	88.3%	87.9%

* This is based on patients treated on this contract for their most recent course of treatment. Figures in italics indicate the base number of FP17s or Patient Questionnaire responses are less than 100. N/A is shown where the base number of responses is less than 10 during the period. % is calculated as Quantity/Base number*100

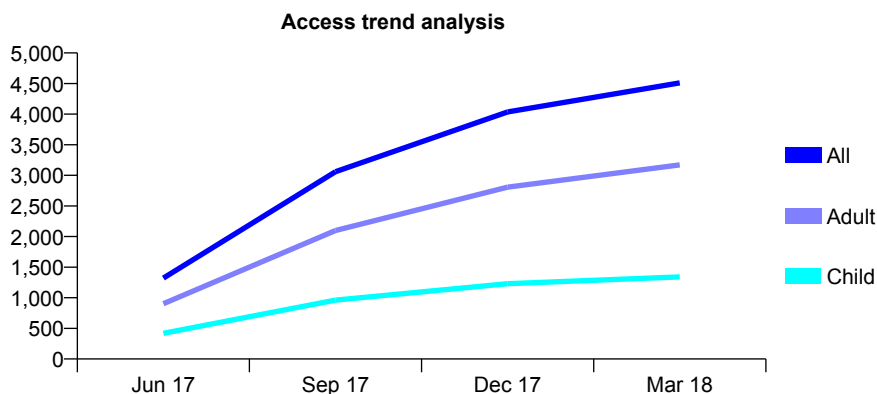
Q57 - Vital Signs At a Glance Contract Report for 100348/0000 - March 2018

Name or company name	E Harunani, M Kanani & M N Harunani
Contract type name	GDS Contract
Purpose of contract	General
Contract start date	01/04/2017
Contract end date	

17/18 Contracted general activity (UDA)	15,247
Carry forward general activity (UDA)	0
17/18 Contracted orthodontic activity (UOA)	0
Carry forward orthodontic activity (UOA)	0
Baseline contract value	£330,453.82

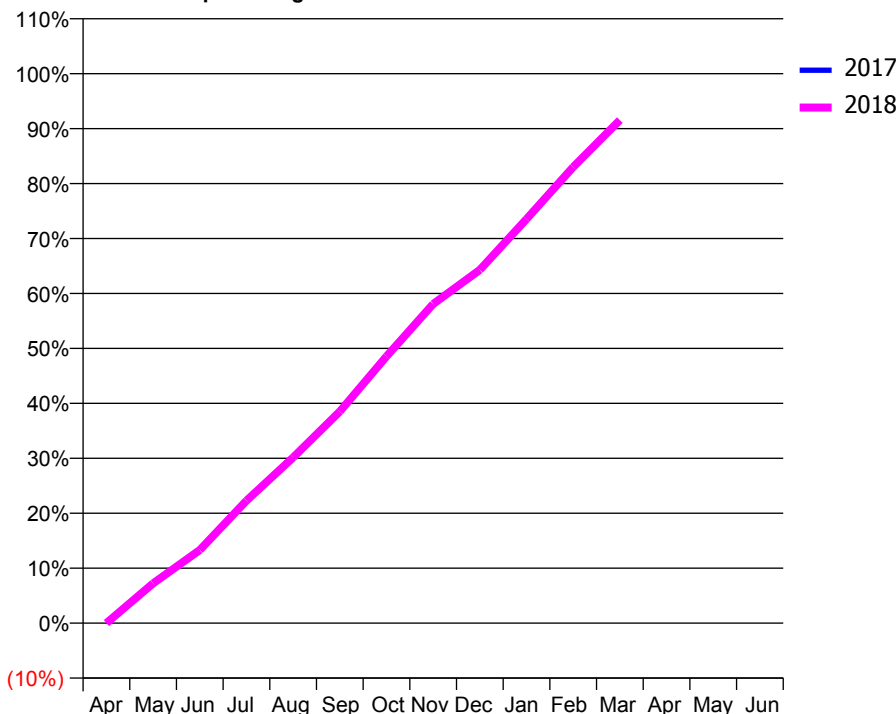
ACCESS*

Patients seen in 24 months	Total	Change since previous quarter
Quarter ending March 2017	0	
Quarter ending June 2017	1,322	↑
Quarter ending September 2017	3,060	↑
Quarter ending December 2017	4,037	↑
Quarter ending March 2018	4,511	↑
Variance since March 2017	N/A	



ACTIVITY

Cumulative percentage of contracted UDA delivered 2017 & 2018



Month	Adjusted Scheduled Activity (UDA)	
	2017	2018
April	0	0
May	0	1,105
June	0	2,028
July	0	3,399
August	0	4,597
September	0	5,872
October	0	7,403
November	0	8,854
December	0	9,805
January	0	11,214
February	0	12,657
March	0	13,959
April	0	
May	0	
June	0	

QUALITY

	Quantity	Base Number	Contract	AT	Region	England
% of FP17s for the same patient ID Re-attending within 3 months - Children	92	2,202	4.2%	10.3%	11.6%	11.9%
% of FP17s for the same patient ID Re-attending within 3 months - Adults	553	5,197	10.6%	14.7%	15.4%	16.0%
% of FP17s for the same patient ID Re-attending between 3 & 9 months - Children	662	2,202	30.1%	56.0%	59.4%	58.3%
% of FP17s for the same patient ID Re-attending between 3 & 9 months - Adults	1,358	5,197	26.1%	49.0%	51.3%	50.3%
% of FP17s for Band 1 Urgent Courses	657	7,399	8.9%	8.6%	8.0%	9.1%
% of FP17s Relating to Free Repair or Replacements	2	7,399	0.0%	0.7%	0.8%	0.8%
% of FP17s Relating to Continuations	52	7,399	0.7%	0.9%	1.0%	1.0%
% of Patients satisfied with the dentistry they have received	7	8	N/A	91.2%	91.7%	91.5%
% of Patients satisfied with the time they had to wait for an appointment	6	8	N/A	88.7%	88.3%	87.9%

* This is based on patients treated on this contract for their most recent course of treatment. Figures in italics indicate the base number of FP17s or Patient Questionnaire responses are less than 100. N/A is shown where the base number of responses is less than 10 during the period. % is calculated as Quantity/Base number*100

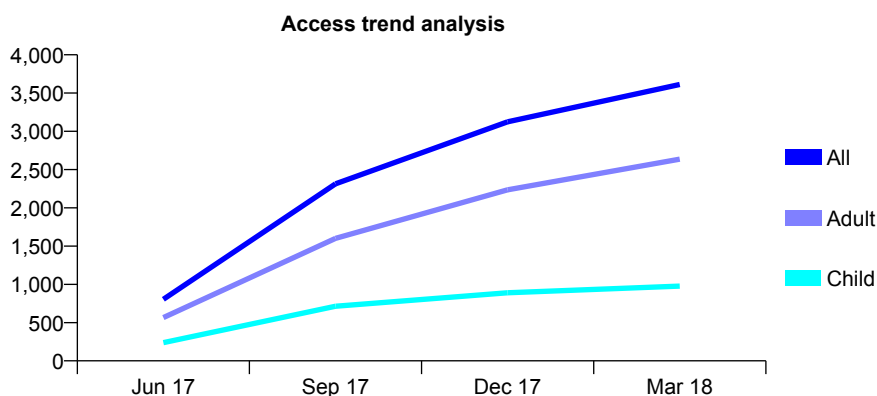
Q57 - Vital Signs At a Glance Contract Report for 100349/0000 - March 2018

Name or company name	E Harunani, M Kanani & M N Harunani
Contract type name	GDS Contract
Purpose of contract	General
Contract start date	01/04/2017
Contract end date	

17/18 Contracted general activity (UDA)	15,247
Carry forward general activity (UDA)	0
17/18 Contracted orthodontic activity (UOA)	0
Carry forward orthodontic activity (UOA)	0
Baseline contract value	£330,453.82

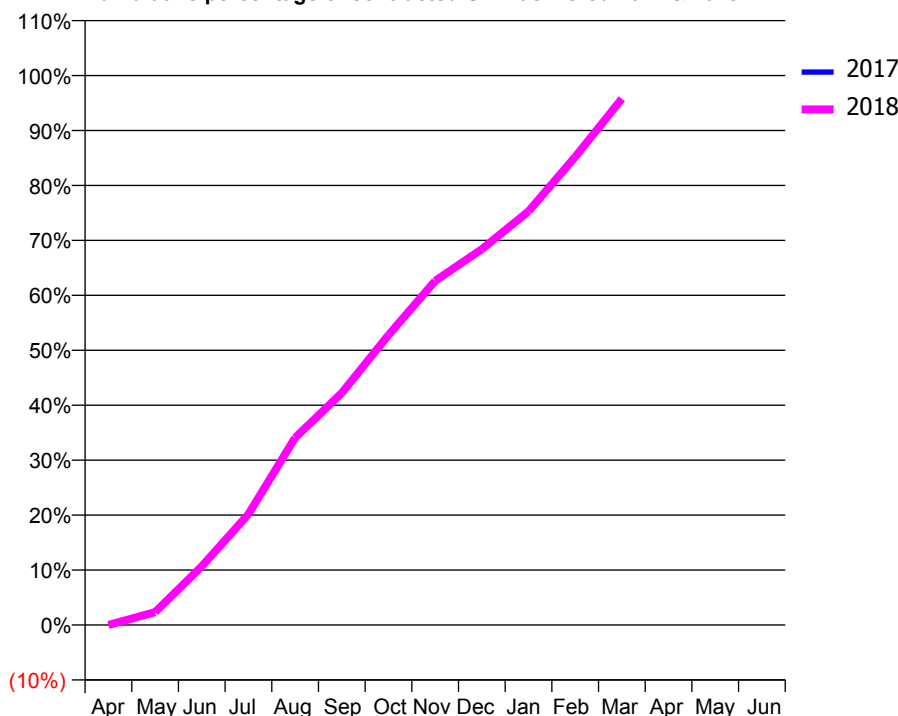
ACCESS*

Patients seen in 24 months	Total	Change since previous quarter
Quarter ending March 2017	0	
Quarter ending June 2017	804	↑
Quarter ending September 2017	2,314	↑
Quarter ending December 2017	3,125	↑
Quarter ending March 2018	3,613	↑
Variance since March 2017	N/A	



ACTIVITY

Cumulative percentage of contracted UDA delivered 2017 & 2018



Month	Adjusted Scheduled Activity (UDA)	
	2017	2018
April	0	0
May	0	355
June	0	1,630
July	0	3,075
August	0	5,197
September	0	6,440
October	0	8,047
November	0	9,548
December	0	10,429
January	0	11,480
February	0	12,987
March	0	14,603
April	0	
May	0	
June	0	

QUALITY

	Quantity	Base Number	Contract	AT	Region	England
% of FP17s for the same patient ID Re-attending within 3 months - Children	128	1,531	8.4%	10.3%	11.6%	11.9%
% of FP17s for the same patient ID Re-attending within 3 months - Adults	507	3,995	12.7%	14.7%	15.4%	16.0%
% of FP17s for the same patient ID Re-attending between 3 & 9 months - Children	320	1,531	20.9%	56.0%	59.4%	58.3%
% of FP17s for the same patient ID Re-attending between 3 & 9 months - Adults	654	3,995	16.4%	49.0%	51.3%	50.3%
% of FP17s for Band 1 Urgent Courses	806	5,526	14.6%	8.6%	8.0%	9.1%
% of FP17s Relating to Free Repair or Replacements	6	5,526	0.1%	0.7%	0.8%	0.8%
% of FP17s Relating to Continuations	82	5,526	1.5%	0.9%	1.0%	1.0%
% of Patients satisfied with the dentistry they have received	4	4	N/A	91.2%	91.7%	91.5%
% of Patients satisfied with the time they had to wait for an appointment	3	4	N/A	88.7%	88.3%	87.9%

* This is based on patients treated on this contract for their most recent course of treatment. Figures in italics indicate the base number of FP17s or Patient Questionnaire responses are less than 100. N/A is shown where the base number of responses is less than 10 during the period. % is calculated as Quantity/Base number*100

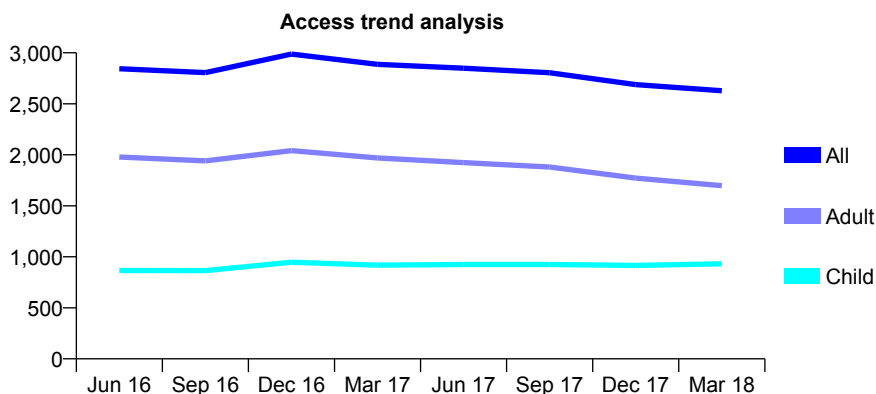
Q57 - Vital Signs At a Glance Contract Report for 101281/0151 - March 2018

Name or company name	OASIS DENTAL CARE LTD
Contract type name	GDS Contract
Purpose of contract	General
Contract start date	02/04/2006
Contract end date	

17/18 Contracted general activity (UDA)	6,594
Carry forward general activity (UDA)	-70
17/18 Contracted orthodontic activity (UOA)	0
Carry forward orthodontic activity (UOA)	0
Baseline contract value	£141,037.67

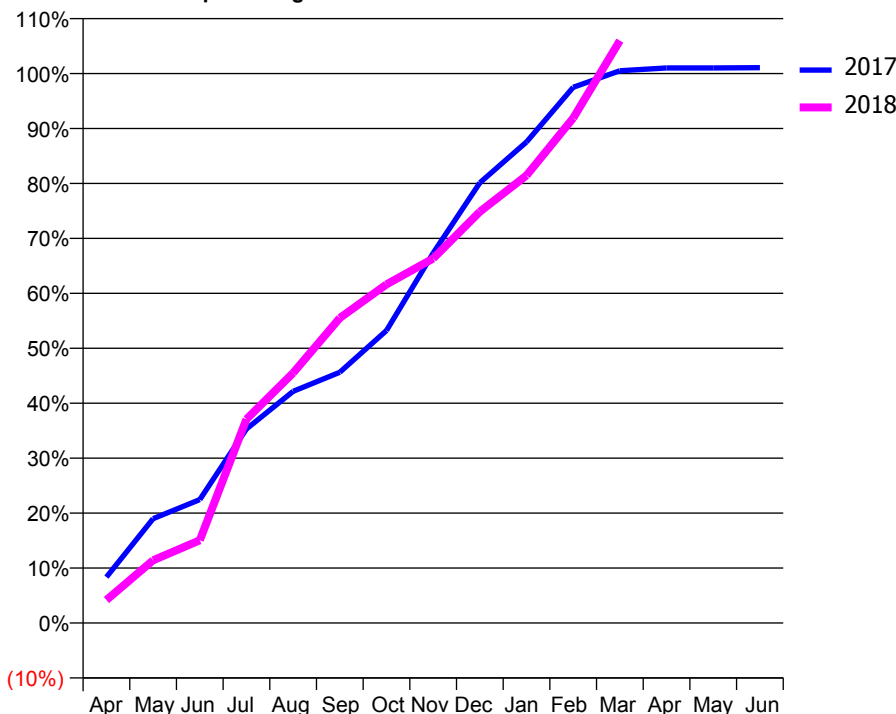
ACCESS*

Patients seen in 24 months	Total	Change since previous quarter
Quarter ending March 2017	2,887	
Quarter ending June 2017	2,849	↓
Quarter ending September 2017	2,805	↓
Quarter ending December 2017	2,688	↓
Quarter ending March 2018	2,628	↓
Variance since March 2017	(9.0%)	↓



ACTIVITY

Cumulative percentage of contracted UDA delivered 2017 & 2018



Adjusted Scheduled Activity (UDA)

Month	2017	2018
April	551	275
May	1,251	752
June	1,481	993
July	2,330	2,445
August	2,780	3,001
September	3,009	3,660
October	3,511	4,064
November	4,440	4,374
December	5,283	4,936
January	5,773	5,371
February	6,429	6,059
March	6,627	6,988
April	6,660	
May	6,661	
June	6,664	

QUALITY

	Quantity	Base Number	Contract	AT	Region	England
% of FP17s for the same patient ID Re-attending within 3 months - Children	105	1,328	7.9%	10.3%	11.6%	11.9%
% of FP17s for the same patient ID Re-attending within 3 months - Adults	358	2,549	14.0%	14.7%	15.4%	16.0%
% of FP17s for the same patient ID Re-attending between 3 & 9 months - Children	612	1,328	46.1%	56.0%	59.4%	58.3%
% of FP17s for the same patient ID Re-attending between 3 & 9 months - Adults	1,447	2,549	56.8%	49.0%	51.3%	50.3%
% of FP17s for Band 1 Urgent Courses	306	3,846	8.0%	8.6%	8.0%	9.1%
% of FP17s Relating to Free Repair or Replacements	41	3,846	1.1%	0.7%	0.8%	0.8%
% of FP17s Relating to Continuations	47	3,846	1.2%	0.9%	1.0%	1.0%
% of Patients satisfied with the dentistry they have received	3	3	N/A	91.2%	91.7%	91.5%
% of Patients satisfied with the time they had to wait for an appointment	2	3	N/A	88.7%	88.3%	87.9%

* This is based on patients treated on this contract for their most recent course of treatment. Figures in italics indicate the base number of FP17s or Patient Questionnaire responses are less than 100. N/A is shown where the base number of responses is less than 10 during the period. % is calculated as Quantity/Base number*100

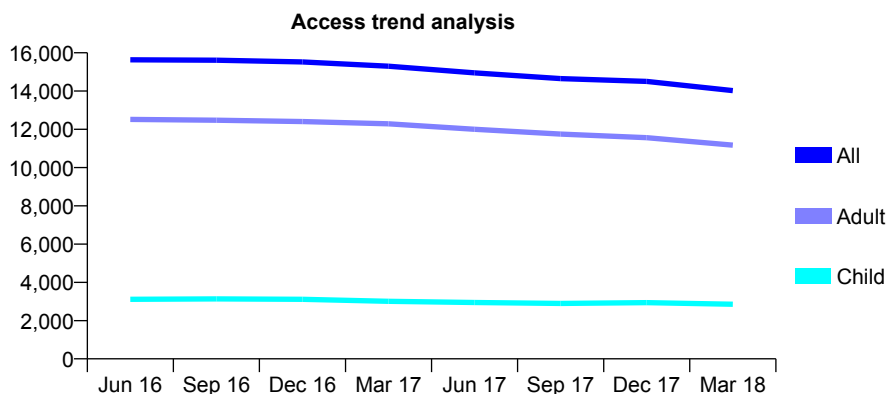
Q57 - Vital Signs At a Glance Contract Report for 101370/0036 - March 2018

Name or company name	Petrie Tucker and Partners Ltd
Contract type name	GDS Contract
Purpose of contract	General
Contract start date	01/04/2006
Contract end date	

17/18 Contracted general activity (UDA)	56,815
Carry forward general activity (UDA)	0
17/18 Contracted orthodontic activity (UOA)	0
Carry forward orthodontic activity (UOA)	0
Baseline contract value	£1,374,424.81

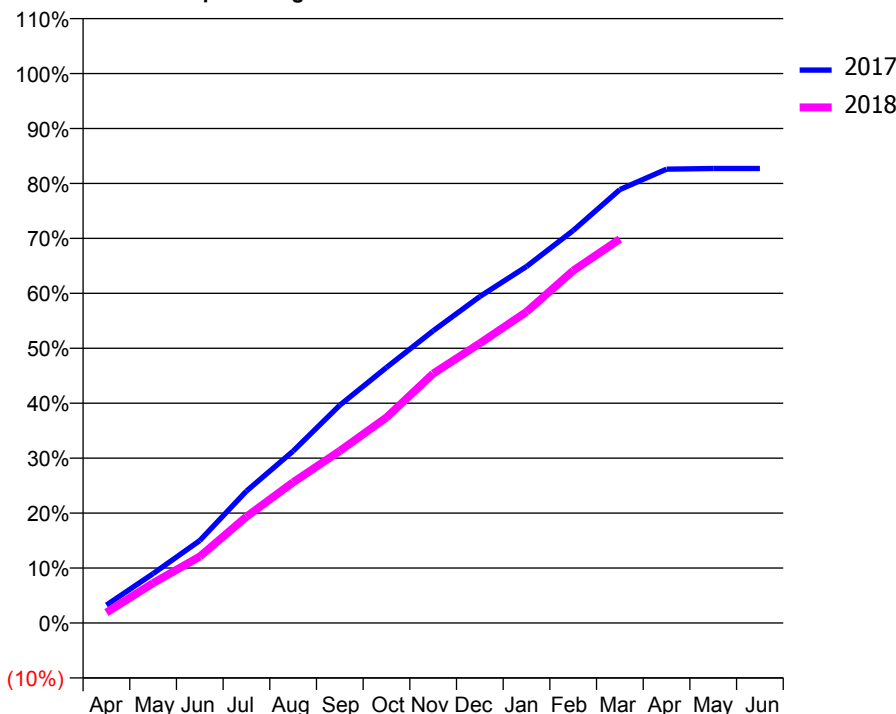
ACCESS*

Patients seen in 24 months	Total	Change since previous quarter
Quarter ending March 2017	15,296	
Quarter ending June 2017	14,950	↓
Quarter ending September 2017	14,648	↓
Quarter ending December 2017	14,504	→
Quarter ending March 2018	14,026	↓
Variance since March 2017	(8.3%)	↓



ACTIVITY

Cumulative percentage of contracted UDA delivered 2017 & 2018



Month	Adjusted Scheduled Activity (UDA)	
	2017	2018
April	1,857	1,077
May	5,105	4,130
June	8,523	6,873
July	13,642	10,990
August	17,776	14,551
September	22,518	17,788
October	26,429	21,257
November	30,215	25,785
December	33,761	28,922
January	36,857	32,168
February	40,584	36,429
March	44,818	39,704
April	46,918	
May	46,987	
June	46,995	

QUALITY

	Quantity	Base Number	Contract	AT	Region	England
% of FP17s for the same patient ID Re-attending within 3 months - Children	189	3,420	5.5%	10.3%	11.6%	11.9%
% of FP17s for the same patient ID Re-attending within 3 months - Adults	1,812	12,067	15.0%	14.7%	15.4%	16.0%
% of FP17s for the same patient ID Re-attending between 3 & 9 months - Children	1,664	3,420	48.7%	56.0%	59.4%	58.3%
% of FP17s for the same patient ID Re-attending between 3 & 9 months - Adults	4,666	12,067	38.7%	49.0%	51.3%	50.3%
% of FP17s for Band 1 Urgent Courses	1,426	14,800	9.6%	8.6%	8.0%	9.1%
% of FP17s Relating to Free Repair or Replacements	106	14,800	0.7%	0.7%	0.8%	0.8%
% of FP17s Relating to Continuations	279	14,800	1.9%	0.9%	1.0%	1.0%
% of Patients satisfied with the dentistry they have received	8	8	N/A	91.2%	91.7%	91.5%
% of Patients satisfied with the time they had to wait for an appointment	5	8	N/A	88.7%	88.3%	87.9%

* This is based on patients treated on this contract for their most recent course of treatment. Figures in italics indicate the base number of FP17s or Patient Questionnaire responses are less than 100. N/A is shown where the base number of responses is less than 10 during the period. % is calculated as Quantity/Base number*100

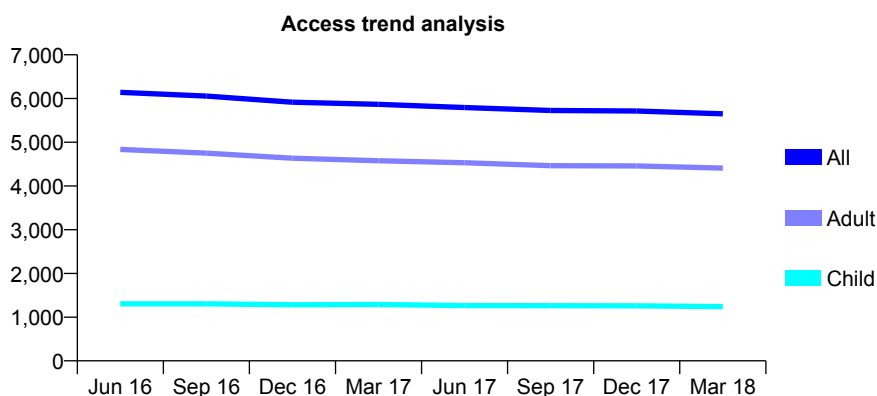
Q57 - Vital Signs At a Glance Contract Report for 101370/0098 - March 2018

Name or company name	Du Toit and BurgerPartnership Ltd (Harwic
Contract type name	GDS Contract
Purpose of contract	General and Orthodontic
Contract start date	01/04/2007
Contract end date	

17/18 Contracted general activity (UDA)	19,884
Carry forward general activity (UDA)	0
17/18 Contracted orthodontic activity (UOA)	1,265
Carry forward orthodontic activity (UOA)	0
Baseline contract value	£666,310.67

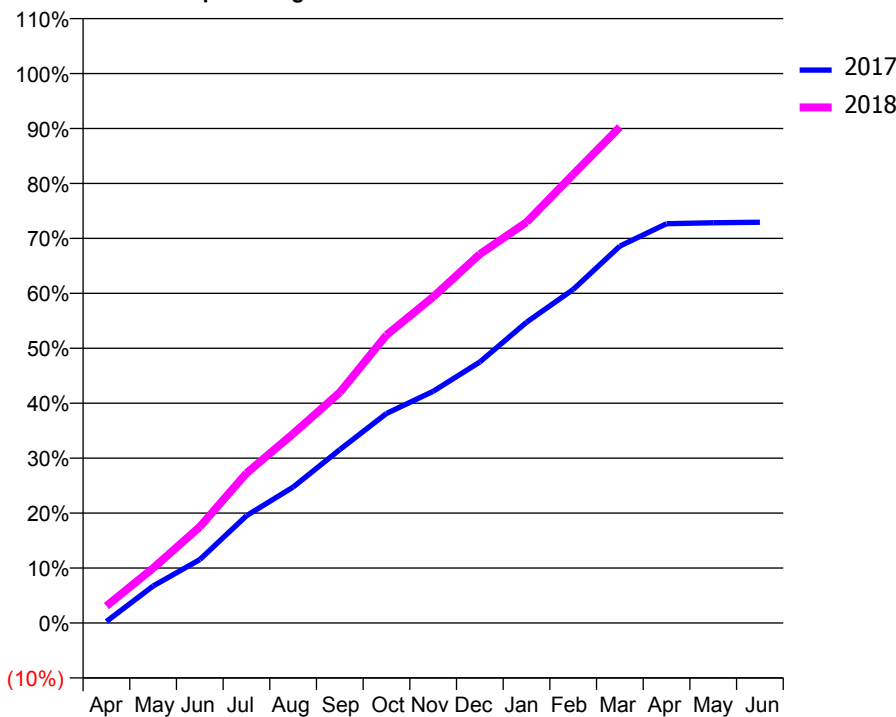
ACCESS*

Patients seen in 24 months	Total	Change since previous quarter
Quarter ending March 2017	5,866	
Quarter ending June 2017	5,794	↓
Quarter ending September 2017	5,727	↓
Quarter ending December 2017	5,715	→
Quarter ending March 2018	5,651	↓
Variance since March 2017	(3.7%)	↓



ACTIVITY

Cumulative percentage of contracted UDA delivered 2017 & 2018



Month	Adjusted Scheduled Activity (UDA)	
	2017	2018
April	55	615
May	1,340	1,984
June	2,297	3,481
July	3,881	5,422
August	4,917	6,852
September	6,274	8,348
October	7,585	10,421
November	8,383	11,799
December	9,446	13,349
January	10,885	14,501
February	12,068	16,235
March	13,639	17,950
April	14,449	
May	14,482	
June	14,502	

QUALITY

	Quantity	Base Number	Contract	AT	Region	England
% of FP17s for the same patient ID Re-attending within 3 months - Children	131	1,680	7.8%	10.3%	11.6%	11.9%
% of FP17s for the same patient ID Re-attending within 3 months - Adults	779	5,502	14.2%	14.7%	15.4%	16.0%
% of FP17s for the same patient ID Re-attending between 3 & 9 months - Children	880	1,680	52.4%	56.0%	59.4%	58.3%
% of FP17s for the same patient ID Re-attending between 3 & 9 months - Adults	2,272	5,502	41.3%	49.0%	51.3%	50.3%
% of FP17s for Band 1 Urgent Courses	570	6,818	8.4%	8.6%	8.0%	9.1%
% of FP17s Relating to Free Repair or Replacements	46	6,818	0.7%	0.7%	0.8%	0.8%
% of FP17s Relating to Continuations	141	6,818	2.1%	0.9%	1.0%	1.0%
% of Patients satisfied with the dentistry they have received	8	9	N/A	91.2%	91.7%	91.5%
% of Patients satisfied with the time they had to wait for an appointment	9	9	N/A	88.7%	88.3%	87.9%

* This is based on patients treated on this contract for their most recent course of treatment. Figures in italics indicate the base number of FP17s or Patient Questionnaire responses are less than 100. N/A is shown where the base number of responses is less than 10 during the period. % is calculated as Quantity/Base number*100

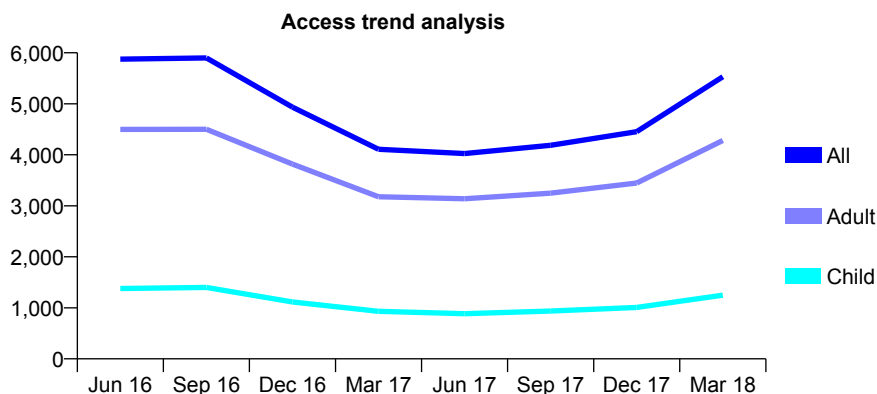
Q57 - Vital Signs At a Glance Contract Report for 104361/0001 - March 2018

Name or company name	Chelmsford Partnership
Contract type name	GDS Contract
Purpose of contract	General
Contract start date	01/02/2013
Contract end date	

17/18 Contracted general activity (UDA)	15,400
Carry forward general activity (UDA)	0
17/18 Contracted orthodontic activity (UOA)	0
Carry forward orthodontic activity (UOA)	0
Baseline contract value	£427,582.89

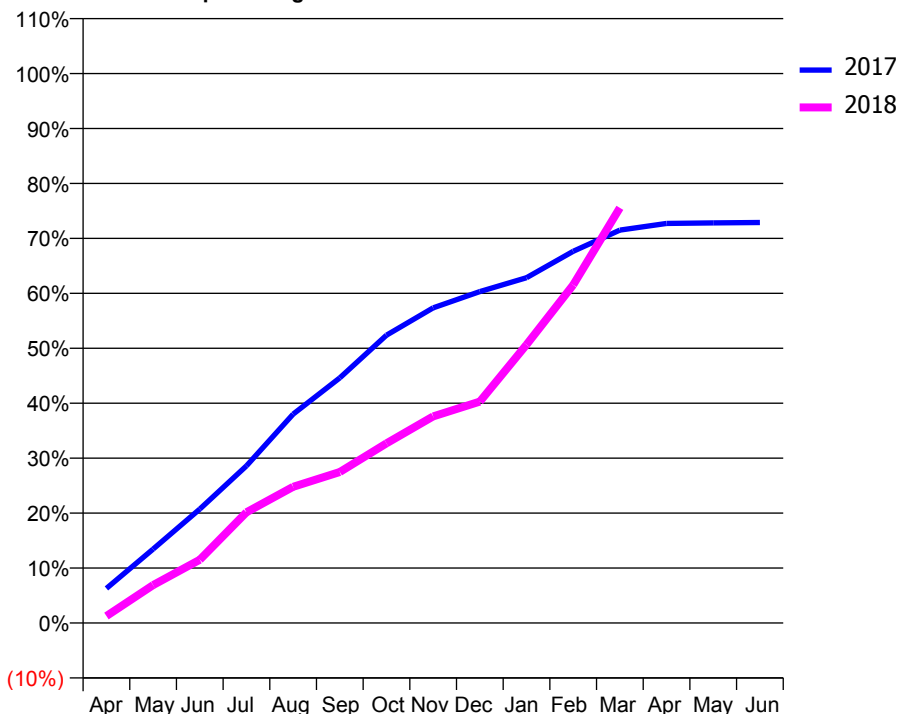
ACCESS*

Patients seen in 24 months	Total	Change since previous quarter
Quarter ending March 2017	4,109	
Quarter ending June 2017	4,024	↓
Quarter ending September 2017	4,186	↑
Quarter ending December 2017	4,454	↑
Quarter ending March 2018	5,530	↑
Variance since March 2017	34.6%	↑



ACTIVITY

Cumulative percentage of contracted UDA delivered 2017 & 2018



Month	Adjusted Scheduled Activity (UDA)	
	2017	2018
April	970	197
May	2,071	1,065
June	3,192	1,773
July	4,405	3,103
August	5,854	3,816
September	6,872	4,233
October	8,068	5,037
November	8,832	5,790
December	9,289	6,206
January	9,676	7,801
February	10,416	9,476
March	11,010	11,634
April	11,198	
May	11,211	
June	11,223	

QUALITY

	Quantity	Base Number	Contract	AT	Region	England
% of FP17s for the same patient ID Re-attending within 3 months - Children	54	1,524	3.5%	10.3%	11.6%	11.9%
% of FP17s for the same patient ID Re-attending within 3 months - Adults	383	4,870	7.9%	14.7%	15.4%	16.0%
% of FP17s for the same patient ID Re-attending between 3 & 9 months - Children	471	1,524	30.9%	56.0%	59.4%	58.3%
% of FP17s for the same patient ID Re-attending between 3 & 9 months - Adults	1,274	4,870	26.2%	49.0%	51.3%	50.3%
% of FP17s for Band 1 Urgent Courses	749	6,279	11.9%	8.6%	8.0%	9.1%
% of FP17s Relating to Free Repair or Replacements	73	6,279	1.2%	0.7%	0.8%	0.8%
% of FP17s Relating to Continuations	24	6,279	0.4%	0.9%	1.0%	1.0%
% of Patients satisfied with the dentistry they have received	4	4	N/A	91.2%	91.7%	91.5%
% of Patients satisfied with the time they had to wait for an appointment	2	4	N/A	88.7%	88.3%	87.9%

* This is based on patients treated on this contract for their most recent course of treatment. Figures in italics indicate the base number of FP17s or Patient Questionnaire responses are less than 100. N/A is shown where the base number of responses is less than 10 during the period. % is calculated as Quantity/Base number*100

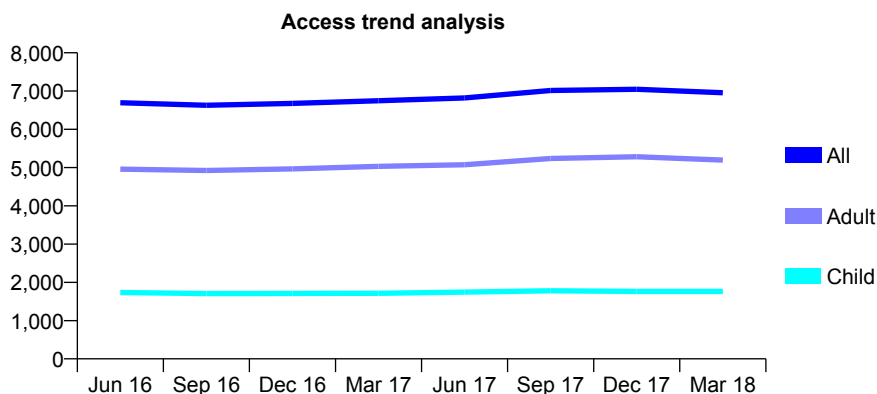
Q57 - Vital Signs At a Glance Contract Report for 104558/0001 - March 2018

Name or company name	Broadway Dental Clinic
Contract type name	GDS Contract
Purpose of contract	General
Contract start date	01/07/2011
Contract end date	

17/18 Contracted general activity (UDA)	17,402
Carry forward general activity (UDA)	-348
17/18 Contracted orthodontic activity (UOA)	0
Carry forward orthodontic activity (UOA)	0
Baseline contract value	£498,936.86

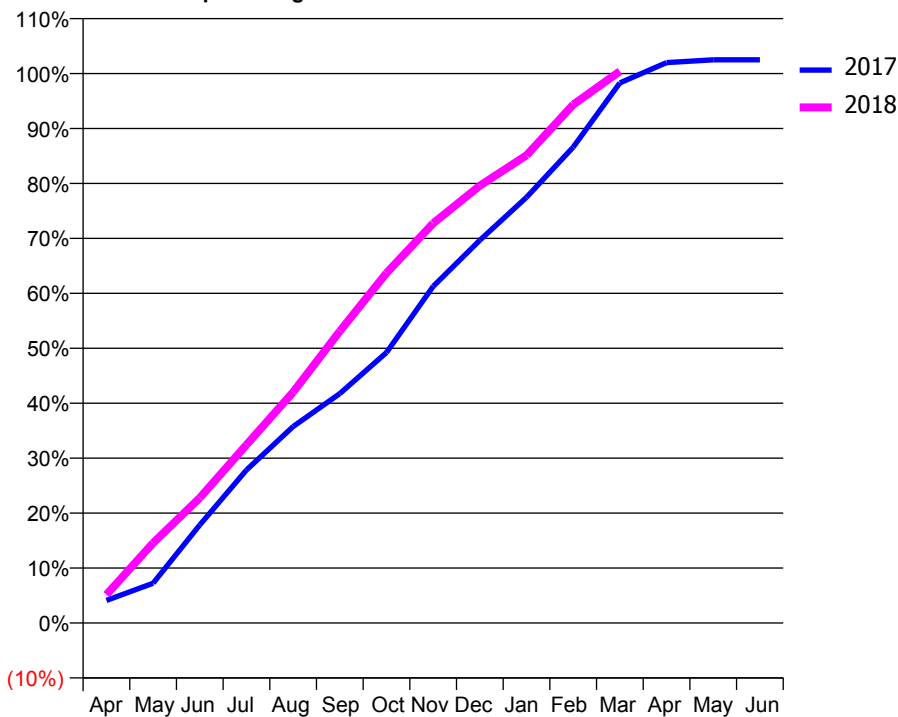
ACCESS*

Patients seen in 24 months	Total	Change since previous quarter
Quarter ending March 2017	6,746	
Quarter ending June 2017	6,819	→
Quarter ending September 2017	7,015	↑
Quarter ending December 2017	7,045	→
Quarter ending March 2018	6,956	↓
Variance since March 2017	3.1%	↑



ACTIVITY

Cumulative percentage of contracted UDA delivered 2017 & 2018



Month	Adjusted Scheduled Activity (UDA)	
	2017	2018
April	715	899
May	1,260	2,534
June	3,107	3,962
July	4,846	5,642
August	6,222	7,311
September	7,264	9,242
October	8,568	11,082
November	10,661	12,658
December	12,121	13,849
January	13,481	14,810
February	15,072	16,416
March	17,104	17,471
April	17,746	
May	17,838	
June	17,838	

QUALITY

	Quantity	Base Number	Contract	AT	Region	England
% of FP17s for the same patient ID Re-attending within 3 months - Children	144	2,452	5.9%	10.3%	11.6%	11.9%
% of FP17s for the same patient ID Re-attending within 3 months - Adults	626	6,314	9.9%	14.7%	15.4%	16.0%
% of FP17s for the same patient ID Re-attending between 3 & 9 months - Children	1,257	2,452	51.3%	56.0%	59.4%	58.3%
% of FP17s for the same patient ID Re-attending between 3 & 9 months - Adults	2,991	6,314	47.4%	49.0%	51.3%	50.3%
% of FP17s for Band 1 Urgent Courses	416	7,982	5.2%	8.6%	8.0%	9.1%
% of FP17s Relating to Free Repair or Replacements	122	7,982	1.5%	0.7%	0.8%	0.8%
% of FP17s Relating to Continuations	30	7,982	0.4%	0.9%	1.0%	1.0%
% of Patients satisfied with the dentistry they have received	9	10	90.0%	91.2%	91.7%	91.5%
% of Patients satisfied with the time they had to wait for an appointment	10	10	100.0%	88.7%	88.3%	87.9%

* This is based on patients treated on this contract for their most recent course of treatment. Figures in italics indicate the base number of FP17s or Patient Questionnaire responses are less than 100. N/A is shown where the base number of responses is less than 10 during the period. % is calculated as Quantity/Base number*100

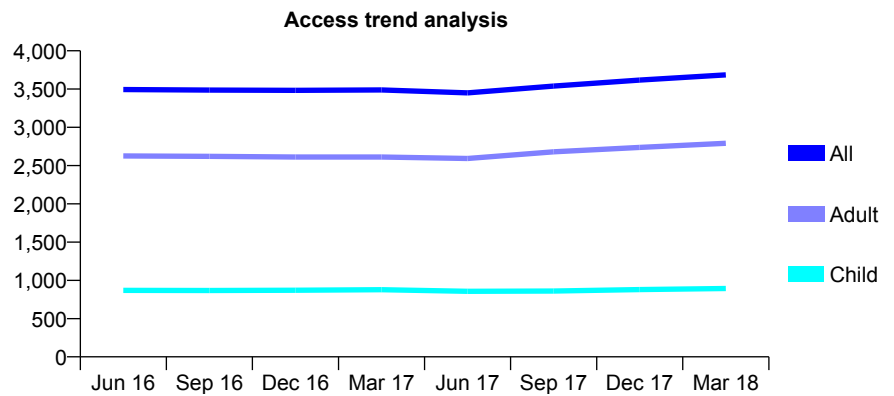
Q57 - Vital Signs At a Glance Contract Report for 104590/0001 - March 2018

Name or company name	Mr H Du Preez & Miss C Fernando
Contract type name	GDS Contract
Purpose of contract	General
Contract start date	01/04/2011
Contract end date	

17/18 Contracted general activity (UDA)	12,031
Carry forward general activity (UDA)	53
17/18 Contracted orthodontic activity (UOA)	0
Carry forward orthodontic activity (UOA)	0
Baseline contract value	£370,929.87

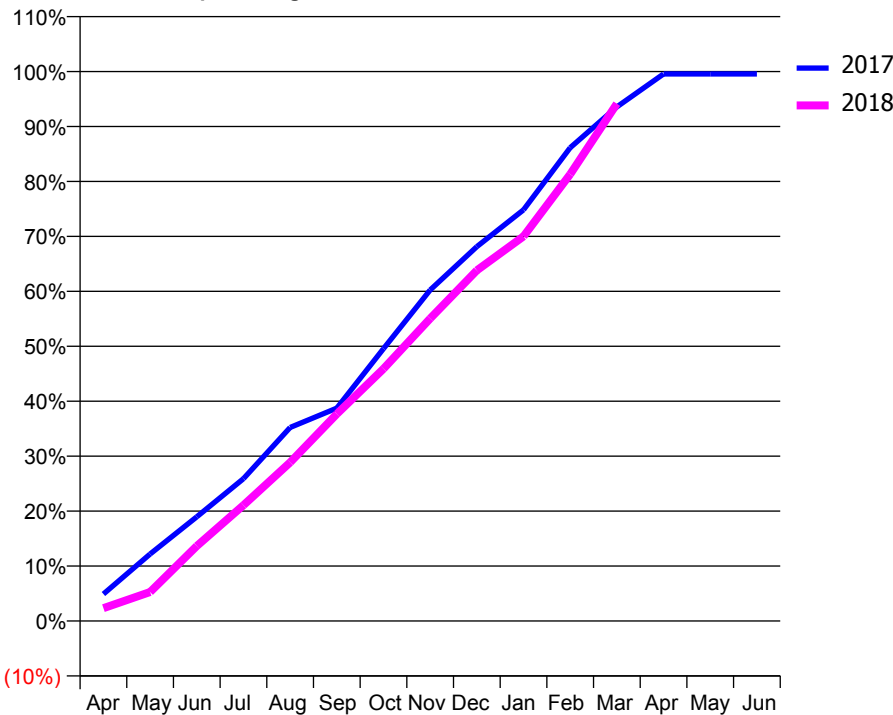
ACCESS*

Patients seen in 24 months	Total	Change since previous quarter
Quarter ending March 2017	3,488	
Quarter ending June 2017	3,450	↓
Quarter ending September 2017	3,539	↑
Quarter ending December 2017	3,617	↑
Quarter ending March 2018	3,685	→
Variance since March 2017	5.6%	↑



ACTIVITY

Cumulative percentage of contracted UDA delivered 2017 & 2018



Month	Adjusted Scheduled Activity (UDA)	
	2017	2018
April	591	281
May	1,468	636
June	2,282	1,643
July	3,115	2,536
August	4,238	3,472
September	4,661	4,531
October	5,962	5,522
November	7,247	6,622
December	8,198	7,678
January	9,003	8,421
February	10,362	9,781
March	11,256	11,325
April	11,978	
May	11,978	
June	11,978	

QUALITY

	Quantity	Base Number	Contract	AT	Region	England
% of FP17s for the same patient ID Re-attending within 3 months - Children	101	1,418	7.1%	10.3%	11.6%	11.9%
% of FP17s for the same patient ID Re-attending within 3 months - Adults	449	3,970	11.3%	14.7%	15.4%	16.0%
% of FP17s for the same patient ID Re-attending between 3 & 9 months - Children	842	1,418	59.4%	56.0%	59.4%	58.3%
% of FP17s for the same patient ID Re-attending between 3 & 9 months - Adults	2,017	3,970	50.8%	49.0%	51.3%	50.3%
% of FP17s for Band 1 Urgent Courses	347	5,071	6.8%	8.6%	8.0%	9.1%
% of FP17s Relating to Free Repair or Replacements	38	5,071	0.7%	0.7%	0.8%	0.8%
% of FP17s Relating to Continuations	16	5,071	0.3%	0.9%	1.0%	1.0%
% of Patients satisfied with the dentistry they have received	21	22	95.5%	91.2%	91.7%	91.5%
% of Patients satisfied with the time they had to wait for an appointment	22	22	100.0%	88.7%	88.3%	87.9%

* This is based on patients treated on this contract for their most recent course of treatment. Figures in italics indicate the base number of FP17s or Patient Questionnaire responses are less than 100. N/A is shown where the base number of responses is less than 10 during the period. % is calculated as Quantity/Base number*100

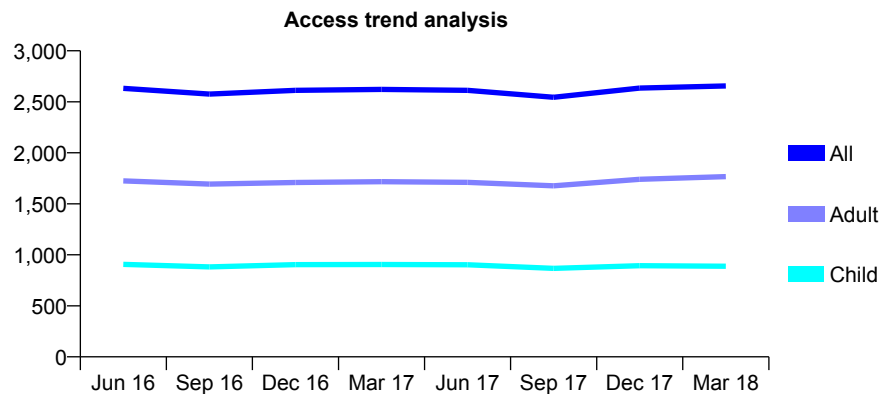
Q57 - Vital Signs At a Glance Contract Report for 105570/0001 - March 2018

Name or company name	Ramsay and Sud
Contract type name	GDS Contract
Purpose of contract	General
Contract start date	01/04/2006
Contract end date	

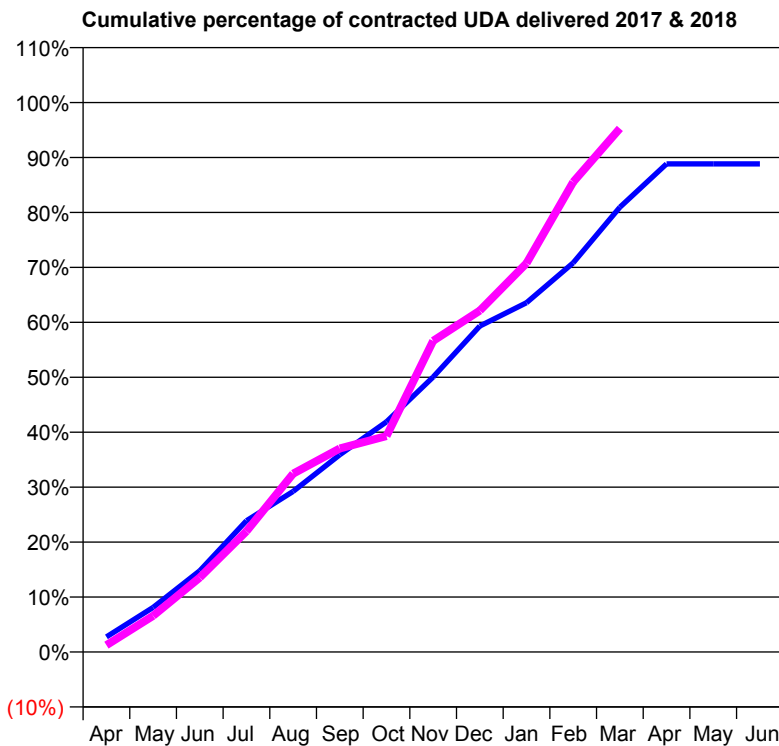
17/18 Contracted general activity (UDA)	8,500
Carry forward general activity (UDA)	0
17/18 Contracted orthodontic activity (UOA)	0
Carry forward orthodontic activity (UOA)	0
Baseline contract value	£213,120.29

ACCESS*

Patients seen in 24 months	Total	Change since previous quarter
Quarter ending March 2017	2,622	
Quarter ending June 2017	2,612	→
Quarter ending September 2017	2,544	↓
Quarter ending December 2017	2,634	↑
Quarter ending March 2018	2,655	→
Variance since March 2017	1.3%	→



ACTIVITY



Month	2017	2018
April	235	106
May	691	560
June	1,258	1,152
July	2,031	1,868
August	2,485	2,760
September	3,052	3,150
October	3,562	3,341
November	4,255	4,814
December	5,041	5,282
January	5,404	6,014
February	6,021	7,270
March	6,880	8,100
April	7,551	
May	7,551	
June	7,551	

QUALITY

	Quantity	Base Number	Contract	AT	Region	England
% of FP17s for the same patient ID Re-attending within 3 months - Children	79	1,076	7.3%	10.3%	11.6%	11.9%
% of FP17s for the same patient ID Re-attending within 3 months - Adults	378	2,045	18.5%	14.7%	15.4%	16.0%
% of FP17s for the same patient ID Re-attending between 3 & 9 months - Children	492	1,076	45.7%	56.0%	59.4%	58.3%
% of FP17s for the same patient ID Re-attending between 3 & 9 months - Adults	723	2,045	35.4%	49.0%	51.3%	50.3%
% of FP17s for Band 1 Urgent Courses	205	2,974	6.9%	8.6%	8.0%	9.1%
% of FP17s Relating to Free Repair or Replacements	20	2,974	0.7%	0.7%	0.8%	0.8%
% of FP17s Relating to Continuations	132	2,974	4.4%	0.9%	1.0%	1.0%
% of Patients satisfied with the dentistry they have received	0	0	N/A	91.2%	91.7%	91.5%
% of Patients satisfied with the time they had to wait for an appointment	0	0	N/A	88.7%	88.3%	87.9%

* This is based on patients treated on this contract for their most recent course of treatment. Figures in italics indicate the base number of FP17s or Patient Questionnaire responses are less than 100. N/A is shown where the base number of responses is less than 10 during the period. % is calculated as Quantity/Base number*100

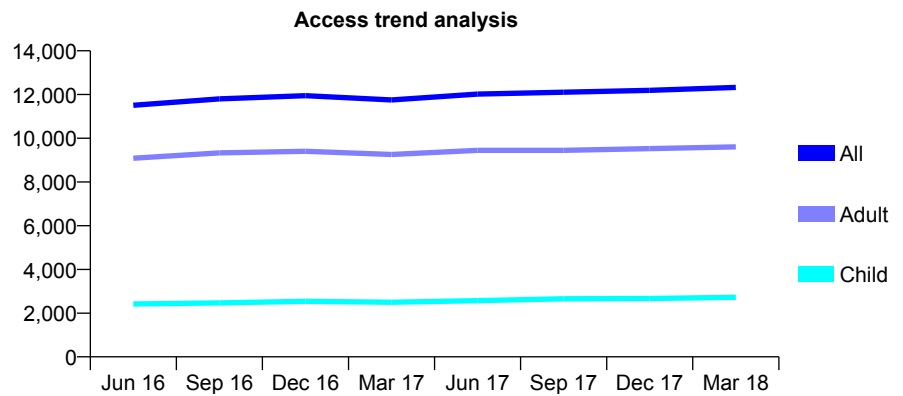
Q57 - Vital Signs At a Glance Contract Report for 107204/0001 - March 2018

Name or company name	A F Clough & T N Clough
Contract type name	GDS Contract
Purpose of contract	General
Contract start date	01/03/2008
Contract end date	

17/18 Contracted general activity (UDA)	29,583
Carry forward general activity (UDA)	-569
17/18 Contracted orthodontic activity (UOA)	0
Carry forward orthodontic activity (UOA)	0
Baseline contract value	£845,300.79

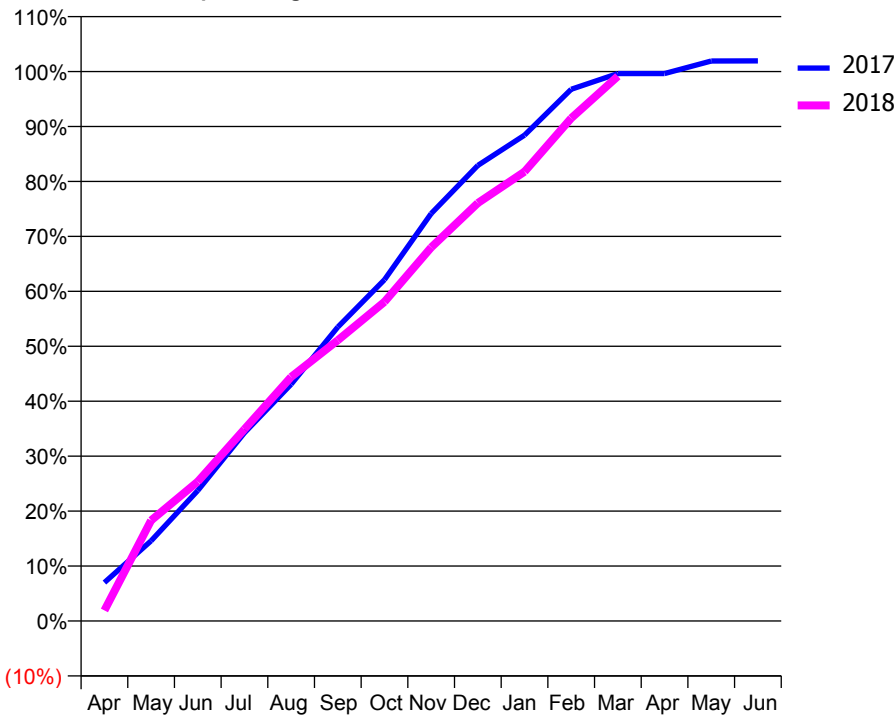
ACCESS*

Patients seen in 24 months	Total	Change since previous quarter
Quarter ending March 2017	11,751	
Quarter ending June 2017	12,019	↑
Quarter ending September 2017	12,103	→
Quarter ending December 2017	12,192	→
Quarter ending March 2018	12,327	→
Variance since March 2017	4.9%	↑



ACTIVITY

Cumulative percentage of contracted UDA delivered 2017 & 2018



Month	Adjusted Scheduled Activity (UDA)	
	2017	2018
April	2,074	569
May	4,315	5,419
June	7,028	7,508
July	10,134	10,327
August	12,748	13,143
September	15,829	15,118
October	18,375	17,183
November	21,935	20,110
December	24,528	22,506
January	26,154	24,188
February	28,627	27,071
March	29,471	29,331
April	29,471	
May	30,150	
June	30,152	

QUALITY

	Quantity	Base Number	Contract	AT	Region	England
% of FP17s for the same patient ID Re-attending within 3 months - Children	271	4,234	6.4%	10.3%	11.6%	11.9%
% of FP17s for the same patient ID Re-attending within 3 months - Adults	1,706	12,687	13.4%	14.7%	15.4%	16.0%
% of FP17s for the same patient ID Re-attending between 3 & 9 months - Children	2,607	4,234	61.6%	56.0%	59.4%	58.3%
% of FP17s for the same patient ID Re-attending between 3 & 9 months - Adults	6,103	12,687	48.1%	49.0%	51.3%	50.3%
% of FP17s for Band 1 Urgent Courses	1,812	16,625	10.9%	8.6%	8.0%	9.1%
% of FP17s Relating to Free Repair or Replacements	266	16,625	1.6%	0.7%	0.8%	0.8%
% of FP17s Relating to Continuations	102	16,625	0.6%	0.9%	1.0%	1.0%
% of Patients satisfied with the dentistry they have received	10	13	76.9%	91.2%	91.7%	91.5%
% of Patients satisfied with the time they had to wait for an appointment	10	13	76.9%	88.7%	88.3%	87.9%

* This is based on patients treated on this contract for their most recent course of treatment. Figures in italics indicate the base number of FP17s or Patient Questionnaire responses are less than 100. N/A is shown where the base number of responses is less than 10 during the period. % is calculated as Quantity/Base number*100

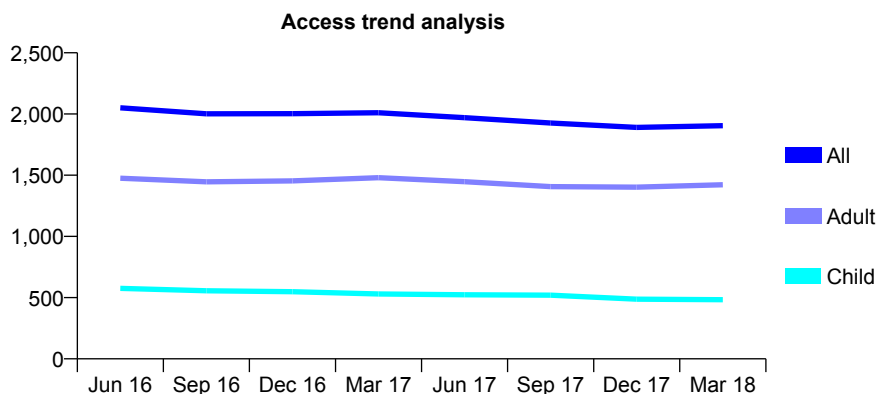
Q57 - Vital Signs At a Glance Contract Report for 108790/0001 - March 2018

Name or company name	Alexander Dental Practice
Contract type name	GDS Contract
Purpose of contract	General
Contract start date	01/09/2010
Contract end date	

17/18 Contracted general activity (UDA)	5,000
Carry forward general activity (UDA)	-1
17/18 Contracted orthodontic activity (UOA)	0
Carry forward orthodontic activity (UOA)	0
Baseline contract value	£142,307.59

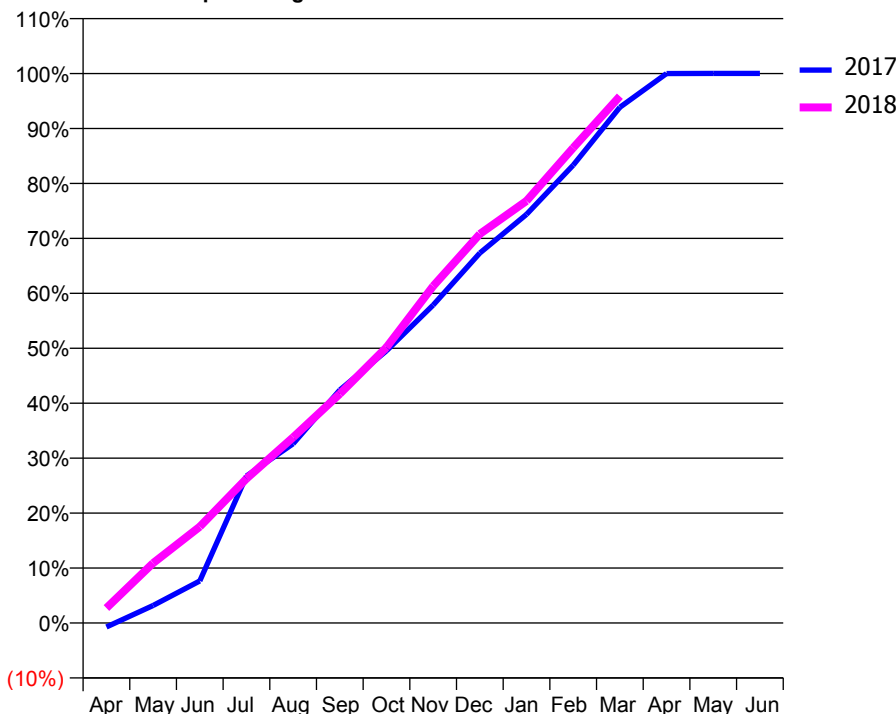
ACCESS*

Patients seen in 24 months	Total	Change since previous quarter
Quarter ending March 2017	2,010	
Quarter ending June 2017	1,970	↓
Quarter ending September 2017	1,927	↓
Quarter ending December 2017	1,891	↓
Quarter ending March 2018	1,905	→
Variance since March 2017	(5.2%)	↓



ACTIVITY

Cumulative percentage of contracted UDA delivered 2017 & 2018



Month	Adjusted Scheduled Activity (UDA)	
	2017	2018
April	-37	137
May	159	546
June	382	876
July	1,338	1,314
August	1,632	1,690
September	2,121	2,085
October	2,478	2,508
November	2,893	3,066
December	3,367	3,540
January	3,719	3,841
February	4,166	4,323
March	4,693	4,794
April	5,000	
May	5,001	
June	5,001	

QUALITY

	Quantity	Base Number	Contract	AT	Region	England
% of FP17s for the same patient ID Re-attending within 3 months - Children	53	577	9.2%	10.3%	11.6%	11.9%
% of FP17s for the same patient ID Re-attending within 3 months - Adults	256	1,588	16.1%	14.7%	15.4%	16.0%
% of FP17s for the same patient ID Re-attending between 3 & 9 months - Children	243	577	42.1%	56.0%	59.4%	58.3%
% of FP17s for the same patient ID Re-attending between 3 & 9 months - Adults	600	1,588	37.8%	49.0%	51.3%	50.3%
% of FP17s for Band 1 Urgent Courses	475	2,058	23.1%	8.6%	8.0%	9.1%
% of FP17s Relating to Free Repair or Replacements	0	2,058	0.0%	0.7%	0.8%	0.8%
% of FP17s Relating to Continuations	14	2,058	0.7%	0.9%	1.0%	1.0%
% of Patients satisfied with the dentistry they have received	5	5	N/A	91.2%	91.7%	91.5%
% of Patients satisfied with the time they had to wait for an appointment	5	5	N/A	88.7%	88.3%	87.9%

* This is based on patients treated on this contract for their most recent course of treatment. Figures in italics indicate the base number of FP17s or Patient Questionnaire responses are less than 100. N/A is shown where the base number of responses is less than 10 during the period. % is calculated as Quantity/Base number*100

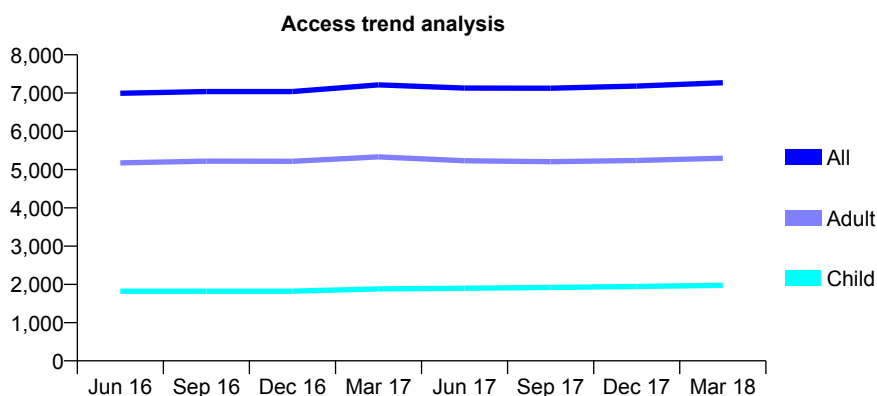
Q57 - Vital Signs At a Glance Contract Report for 109231/0001 - March 2018

Name or company name	E. Harunani & M. Kanani
Contract type name	GDS Contract
Purpose of contract	General
Contract start date	01/07/2010
Contract end date	

17/18 Contracted general activity (UDA)	20,850
Carry forward general activity (UDA)	341
17/18 Contracted orthodontic activity (UOA)	0
Carry forward orthodontic activity (UOA)	0
Baseline contract value	£520,175.99

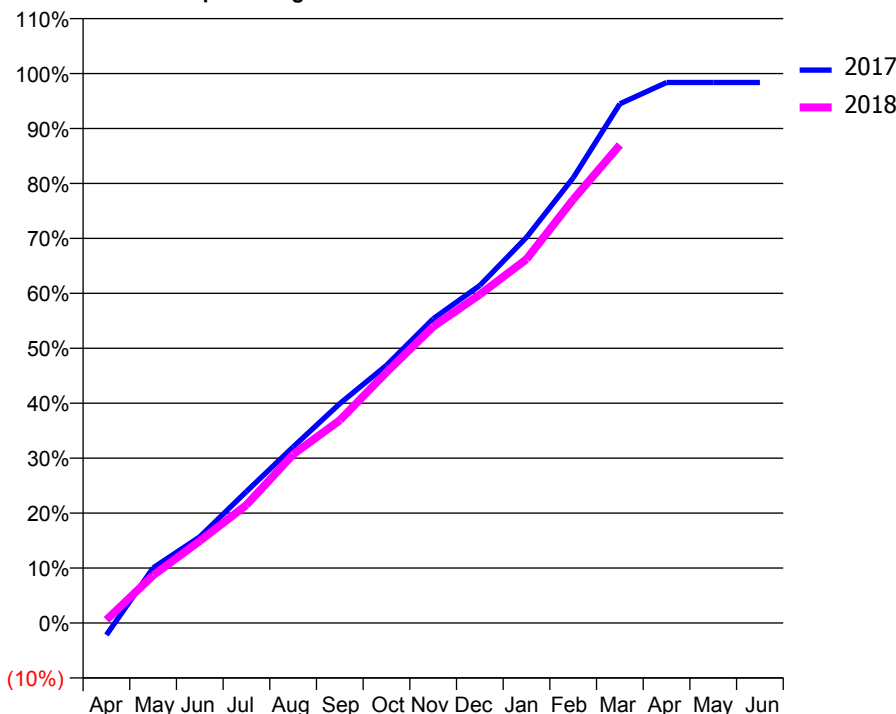
ACCESS*

Patients seen in 24 months	Total	Change since previous quarter
Quarter ending March 2017	7,213	
Quarter ending June 2017	7,131	↓
Quarter ending September 2017	7,126	→
Quarter ending December 2017	7,181	→
Quarter ending March 2018	7,270	→
Variance since March 2017	0.8%	→



ACTIVITY

Cumulative percentage of contracted UDA delivered 2017 & 2018



Month	Adjusted Scheduled Activity (UDA)	
	2017	2018
April	-456	119
May	2,094	1,811
June	3,271	3,115
July	4,993	4,482
August	6,683	6,399
September	8,328	7,693
October	9,780	9,513
November	11,544	11,244
December	12,808	12,462
January	14,637	13,803
February	16,894	16,074
March	19,698	18,141
April	20,509	
May	20,509	
June	20,509	

QUALITY

	Quantity	Base Number	Contract	AT	Region	England
% of FP17s for the same patient ID Re-attending within 3 months - Children	150	2,661	5.6%	10.3%	11.6%	11.9%
% of FP17s for the same patient ID Re-attending within 3 months - Adults	889	6,410	13.9%	14.7%	15.4%	16.0%
% of FP17s for the same patient ID Re-attending between 3 & 9 months - Children	1,577	2,661	59.3%	56.0%	59.4%	58.3%
% of FP17s for the same patient ID Re-attending between 3 & 9 months - Adults	3,157	6,410	49.3%	49.0%	51.3%	50.3%
% of FP17s for Band 1 Urgent Courses	1,062	8,735	12.2%	8.6%	8.0%	9.1%
% of FP17s Relating to Free Repair or Replacements	5	8,735	0.1%	0.7%	0.8%	0.8%
% of FP17s Relating to Continuations	103	8,735	1.2%	0.9%	1.0%	1.0%
% of Patients satisfied with the dentistry they have received	4	4	N/A	91.2%	91.7%	91.5%
% of Patients satisfied with the time they had to wait for an appointment	3	4	N/A	88.7%	88.3%	87.9%

* This is based on patients treated on this contract for their most recent course of treatment. Figures in italics indicate the base number of FP17s or Patient Questionnaire responses are less than 100. N/A is shown where the base number of responses is less than 10 during the period. % is calculated as Quantity/Base number*100

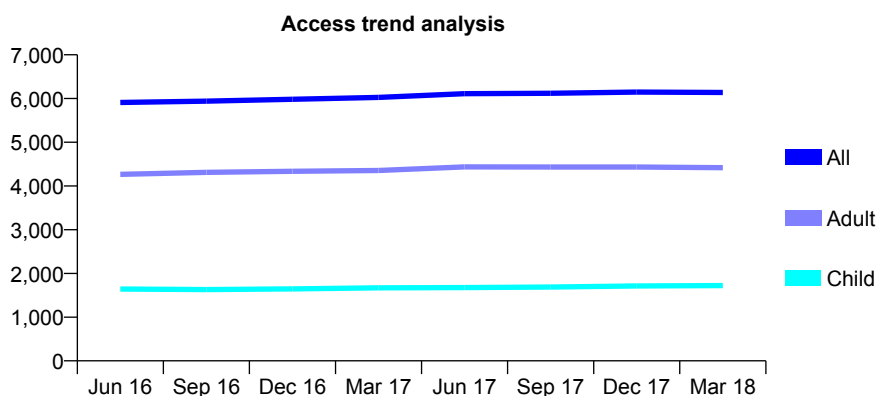
Q57 - Vital Signs At a Glance Contract Report for 109894/0001 - March 2018

Name or company name	Mr T C Patel, Mrs K Patel, Mr A Patel and M
Contract type name	GDS Contract
Purpose of contract	General
Contract start date	01/05/2011
Contract end date	

17/18 Contracted general activity (UDA)	12,494
Carry forward general activity (UDA)	97
17/18 Contracted orthodontic activity (UOA)	0
Carry forward orthodontic activity (UOA)	0
Baseline contract value	£297,104.42

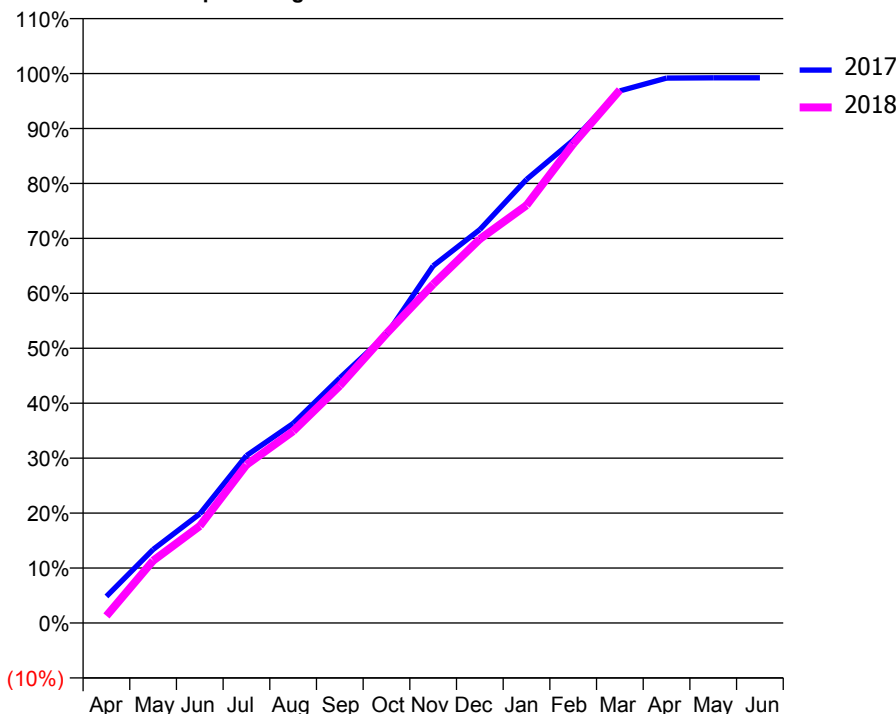
ACCESS*

Patients seen in 24 months	Total	Change since previous quarter
Quarter ending March 2017	6,024	
Quarter ending June 2017	6,112	→
Quarter ending September 2017	6,119	→
Quarter ending December 2017	6,147	→
Quarter ending March 2018	6,139	→
Variance since March 2017	1.9%	→



ACTIVITY

Cumulative percentage of contracted UDA delivered 2017 & 2018



Month	Adjusted Scheduled Activity (UDA)	
	2017	2018
April	606	163
May	1,671	1,419
June	2,480	2,204
July	3,808	3,598
August	4,537	4,361
September	5,571	5,395
October	6,561	6,580
November	8,121	7,701
December	8,947	8,730
January	10,085	9,498
February	10,976	10,893
March	12,098	12,120
April	12,391	
May	12,395	
June	12,397	

QUALITY

	Quantity	Base Number	Contract	AT	Region	England
% of FP17s for the same patient ID Re-attending within 3 months - Children	179	2,613	6.9%	10.3%	11.6%	11.9%
% of FP17s for the same patient ID Re-attending within 3 months - Adults	755	5,880	12.8%	14.7%	15.4%	16.0%
% of FP17s for the same patient ID Re-attending between 3 & 9 months - Children	1,587	2,613	60.7%	56.0%	59.4%	58.3%
% of FP17s for the same patient ID Re-attending between 3 & 9 months - Adults	3,001	5,880	51.0%	49.0%	51.3%	50.3%
% of FP17s for Band 1 Urgent Courses	496	6,907	7.2%	8.6%	8.0%	9.1%
% of FP17s Relating to Free Repair or Replacements	35	6,907	0.5%	0.7%	0.8%	0.8%
% of FP17s Relating to Continuations	9	6,907	0.1%	0.9%	1.0%	1.0%
% of Patients satisfied with the dentistry they have received	11	12	91.7%	91.2%	91.7%	91.5%
% of Patients satisfied with the time they had to wait for an appointment	11	12	91.7%	88.7%	88.3%	87.9%

* This is based on patients treated on this contract for their most recent course of treatment. Figures in italics indicate the base number of FP17s or Patient Questionnaire responses are less than 100. N/A is shown where the base number of responses is less than 10 during the period. % is calculated as Quantity/Base number*100

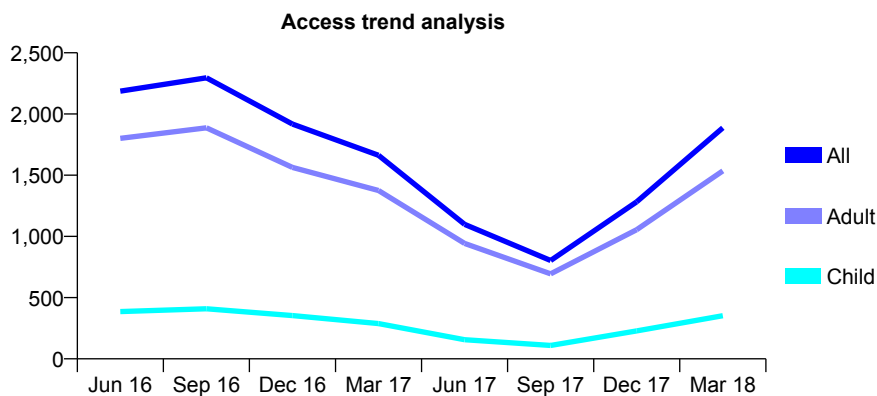
Q57 - Vital Signs At a Glance Contract Report for 109991/0001 - March 2018

Name or company name	MR P ELMES
Contract type name	GDS Contract
Purpose of contract	General
Contract start date	01/03/2014
Contract end date	

17/18 Contracted general activity (UDA)	6,975
Carry forward general activity (UDA)	0
17/18 Contracted orthodontic activity (UOA)	0
Carry forward orthodontic activity (UOA)	0
Baseline contract value	£156,716.63

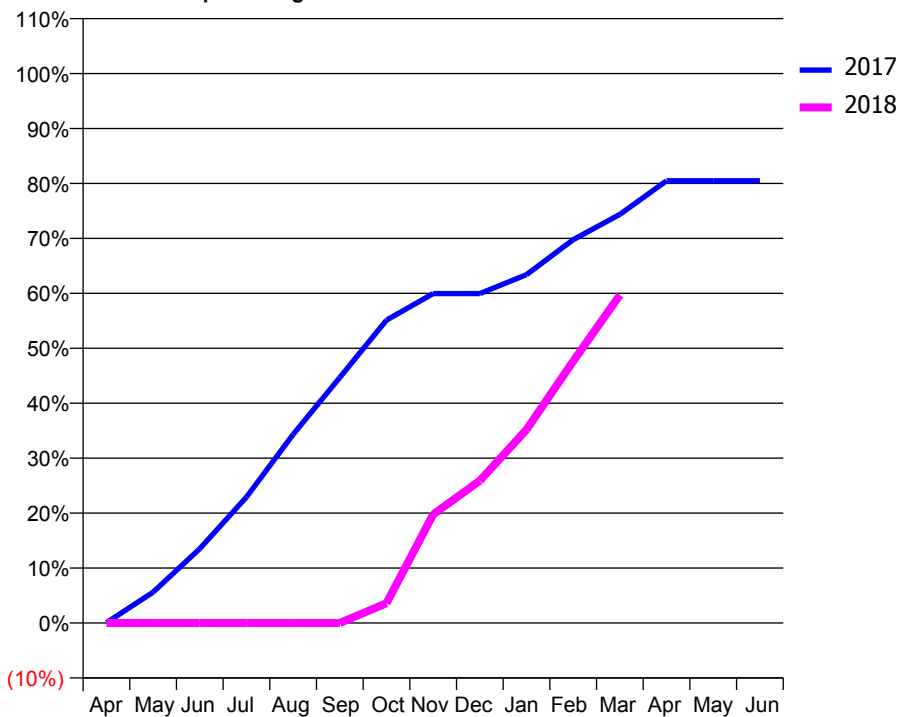
ACCESS*

Patients seen in 24 months	Total	Change since previous quarter
Quarter ending March 2017	1,663	
Quarter ending June 2017	1,099	↓
Quarter ending September 2017	803	↓
Quarter ending December 2017	1,283	↑
Quarter ending March 2018	1,887	↑
Variance since March 2017	13.5%	↑



ACTIVITY

Cumulative percentage of contracted UDA delivered 2017 & 2018



Month	Adjusted Scheduled Activity (UDA)	
	2017	2018
April	4	0
May	392	0
June	943	0
July	1,598	1
August	2,393	1
September	3,116	1
October	3,845	251
November	4,182	1,378
December	4,182	1,807
January	4,421	2,455
February	4,866	3,324
March	5,187	4,163
April	5,614	
May	5,614	
June	5,614	

QUALITY

	Quantity	Base Number	Contract	AT	Region	England
% of FP17s for the same patient ID Re-attending within 3 months - Children	16	360	4.4%	10.3%	11.6%	11.9%
% of FP17s for the same patient ID Re-attending within 3 months - Adults	125	1,541	8.1%	14.7%	15.4%	16.0%
% of FP17s for the same patient ID Re-attending between 3 & 9 months - Children	54	360	15.0%	56.0%	59.4%	58.3%
% of FP17s for the same patient ID Re-attending between 3 & 9 months - Adults	215	1,541	14.0%	49.0%	51.3%	50.3%
% of FP17s for Band 1 Urgent Courses	112	1,751	6.4%	8.6%	8.0%	9.1%
% of FP17s Relating to Free Repair or Replacements	3	1,751	0.2%	0.7%	0.8%	0.8%
% of FP17s Relating to Continuations	8	1,751	0.5%	0.9%	1.0%	1.0%
% of Patients satisfied with the dentistry they have received	0	0	N/A	91.2%	91.7%	91.5%
% of Patients satisfied with the time they had to wait for an appointment	0	0	N/A	88.7%	88.3%	87.9%

* This is based on patients treated on this contract for their most recent course of treatment. Figures in italics indicate the base number of FP17s or Patient Questionnaire responses are less than 100. N/A is shown where the base number of responses is less than 10 during the period. % is calculated as Quantity/Base number*100

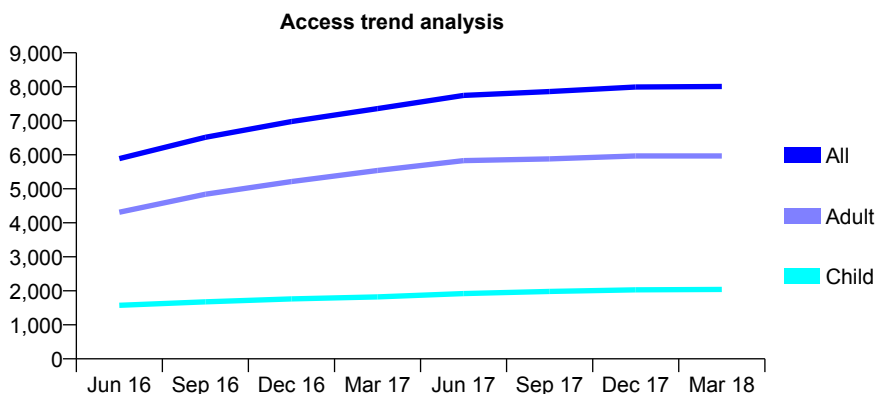
Q57 - Vital Signs At a Glance Contract Report for 110299/0002 - March 2018

Name or company name	Baddow Dental Practice
Contract type name	GDS Contract
Purpose of contract	General
Contract start date	01/07/2015
Contract end date	

17/18 Contracted general activity (UDA)	20,223
Carry forward general activity (UDA)	164
17/18 Contracted orthodontic activity (UOA)	0
Carry forward orthodontic activity (UOA)	0
Baseline contract value	£615,433.30

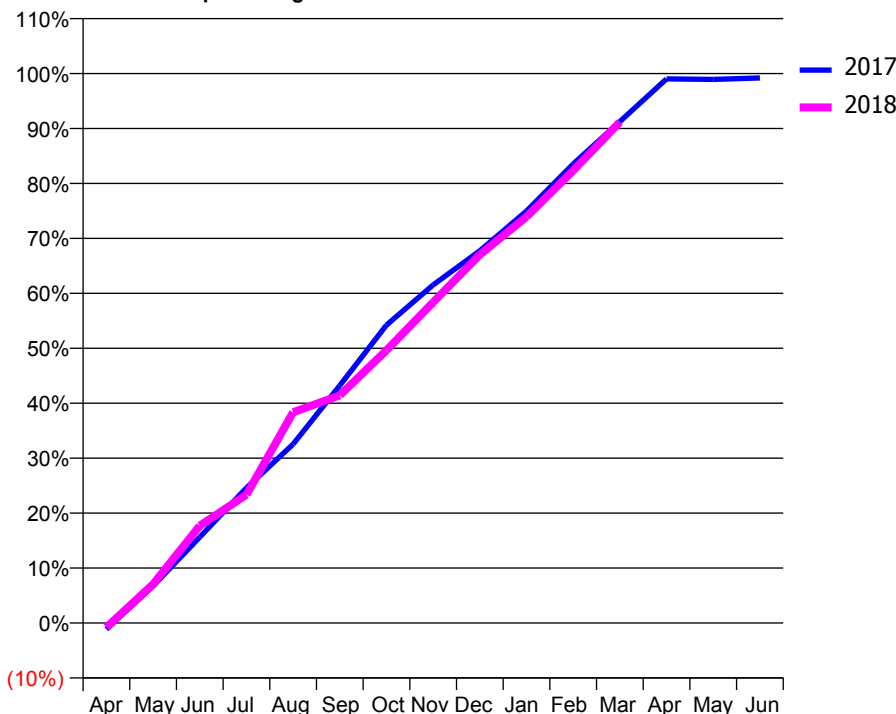
ACCESS*

Patients seen in 24 months	Total	Change since previous quarter
Quarter ending March 2017	7,360	
Quarter ending June 2017	7,748	↑
Quarter ending September 2017	7,862	→
Quarter ending December 2017	7,995	→
Quarter ending March 2018	8,008	→
Variance since March 2017	8.8%	↑



ACTIVITY

Cumulative percentage of contracted UDA delivered 2017 & 2018



Month	Adjusted Scheduled Activity (UDA)	
	2017	2018
April	-233	-164
May	1,364	1,431
June	3,161	3,582
July	4,974	4,723
August	6,585	7,758
September	8,741	8,381
October	10,966	10,039
November	12,443	11,806
December	13,700	13,559
January	15,163	14,949
February	16,893	16,656
March	18,457	18,434
April	20,027	
May	20,005	
June	20,059	

QUALITY

	Quantity	Base Number	Contract	AT	Region	England
% of FP17s for the same patient ID Re-attending within 3 months - Children	141	2,806	5.0%	10.3%	11.6%	11.9%
% of FP17s for the same patient ID Re-attending within 3 months - Adults	859	7,527	11.4%	14.7%	15.4%	16.0%
% of FP17s for the same patient ID Re-attending between 3 & 9 months - Children	1,417	2,806	50.5%	56.0%	59.4%	58.3%
% of FP17s for the same patient ID Re-attending between 3 & 9 months - Adults	3,565	7,527	47.4%	49.0%	51.3%	50.3%
% of FP17s for Band 1 Urgent Courses	705	9,560	7.4%	8.6%	8.0%	9.1%
% of FP17s Relating to Free Repair or Replacements	52	9,560	0.5%	0.7%	0.8%	0.8%
% of FP17s Relating to Continuations	36	9,560	0.4%	0.9%	1.0%	1.0%
% of Patients satisfied with the dentistry they have received	13	14	92.9%	91.2%	91.7%	91.5%
% of Patients satisfied with the time they had to wait for an appointment	12	14	85.7%	88.7%	88.3%	87.9%

* This is based on patients treated on this contract for their most recent course of treatment. Figures in italics indicate the base number of FP17s or Patient Questionnaire responses are less than 100. N/A is shown where the base number of responses is less than 10 during the period. % is calculated as Quantity/Base number*100

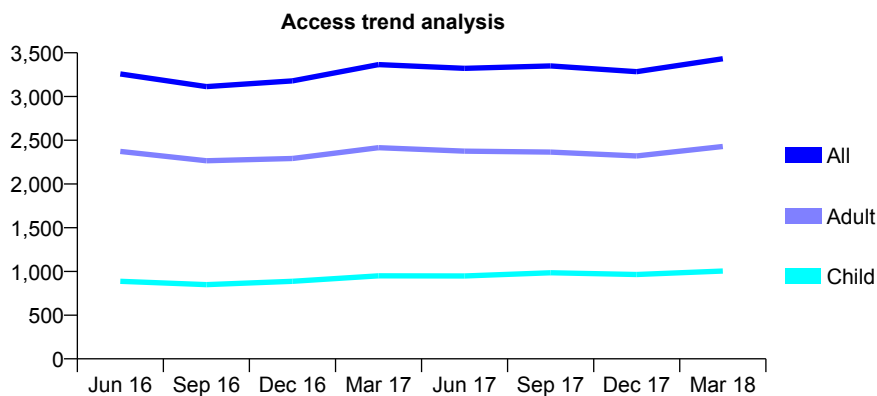
Q57 - Vital Signs At a Glance Contract Report for 110329/0001 - March 2018

Name or company name	Mr Yap & Mr Dhamu
Contract type name	GDS Contract
Purpose of contract	General
Contract start date	01/04/2014
Contract end date	

17/18 Contracted general activity (UDA)	9,860
Carry forward general activity (UDA)	-162
17/18 Contracted orthodontic activity (UOA)	0
Carry forward orthodontic activity (UOA)	0
Baseline contract value	£316,032.83

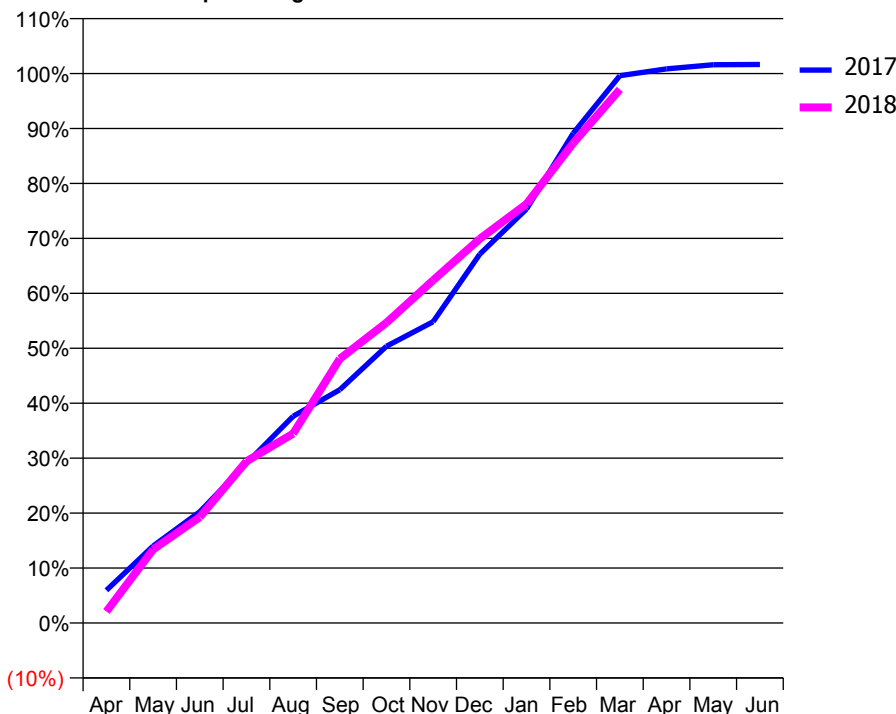
ACCESS*

Patients seen in 24 months	Total	Change since previous quarter
Quarter ending March 2017	3,365	
Quarter ending June 2017	3,323	↓
Quarter ending September 2017	3,350	→
Quarter ending December 2017	3,284	↓
Quarter ending March 2018	3,432	↑
Variance since March 2017	2.0%	→



ACTIVITY

Cumulative percentage of contracted UDA delivered 2017 & 2018



Month	Adjusted Scheduled Activity (UDA)	
	2017	2018
April	586	208
May	1,381	1,319
June	1,996	1,901
July	2,866	2,901
August	3,709	3,399
September	4,185	4,741
October	4,967	5,389
November	5,406	6,150
December	6,619	6,896
January	7,429	7,520
February	8,788	8,611
March	9,821	9,575
April	9,942	
May	10,018	
June	10,022	

QUALITY

	Quantity	Base Number	Contract	AT	Region	England
% of FP17s for the same patient ID Re-attending within 3 months - Children	49	1,007	4.9%	10.3%	11.6%	11.9%
% of FP17s for the same patient ID Re-attending within 3 months - Adults	226	2,474	9.1%	14.7%	15.4%	16.0%
% of FP17s for the same patient ID Re-attending between 3 & 9 months - Children	262	1,007	26.0%	56.0%	59.4%	58.3%
% of FP17s for the same patient ID Re-attending between 3 & 9 months - Adults	757	2,474	30.6%	49.0%	51.3%	50.3%
% of FP17s for Band 1 Urgent Courses	156	3,395	4.6%	8.6%	8.0%	9.1%
% of FP17s Relating to Free Repair or Replacements	0	3,395	0.0%	0.7%	0.8%	0.8%
% of FP17s Relating to Continuations	1	3,395	0.0%	0.9%	1.0%	1.0%
% of Patients satisfied with the dentistry they have received	1	2	N/A	91.2%	91.7%	91.5%
% of Patients satisfied with the time they had to wait for an appointment	2	2	N/A	88.7%	88.3%	87.9%

* This is based on patients treated on this contract for their most recent course of treatment. Figures in italics indicate the base number of FP17s or Patient Questionnaire responses are less than 100. N/A is shown where the base number of responses is less than 10 during the period. % is calculated as Quantity/Base number*100

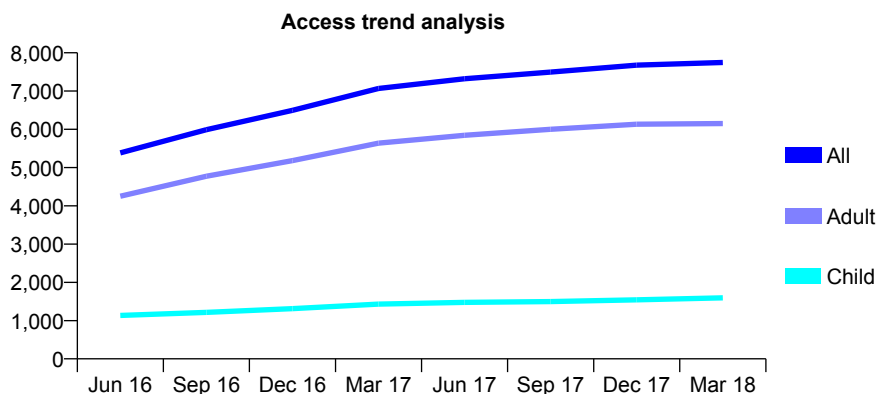
Q57 - Vital Signs At a Glance Contract Report for 111074/0001 - March 2018

Name or company name	Cygnets Dental Practice
Contract type name	GDS Contract
Purpose of contract	General
Contract start date	01/04/2015
Contract end date	

17/18 Contracted general activity (UDA)	21,884
Carry forward general activity (UDA)	337
17/18 Contracted orthodontic activity (UOA)	0
Carry forward orthodontic activity (UOA)	0
Baseline contract value	£532,154.96

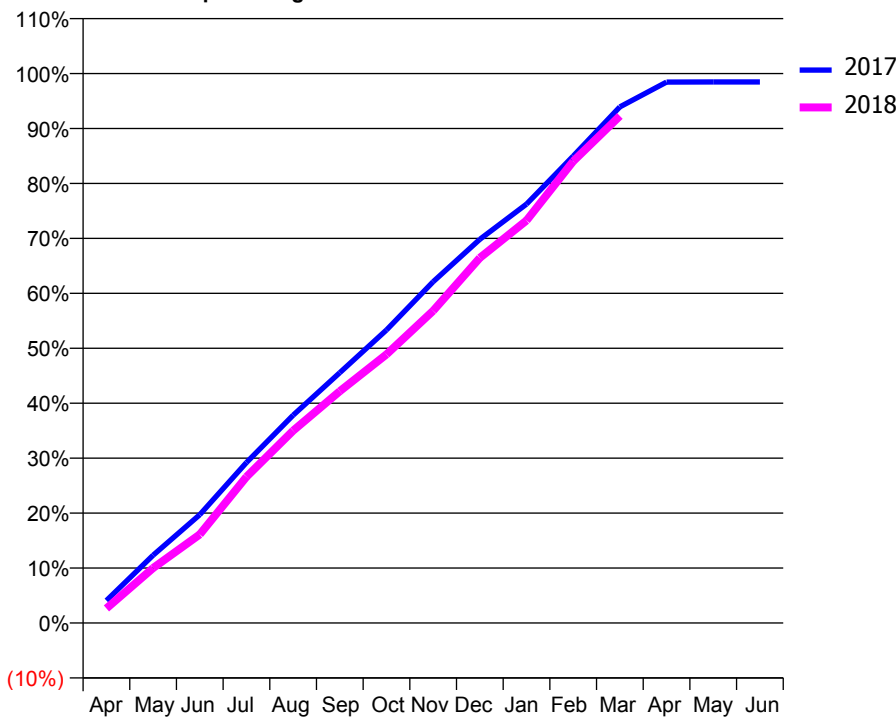
ACCESS*

Patients seen in 24 months	Total	Change since previous quarter
Quarter ending March 2017	7,069	
Quarter ending June 2017	7,322	↑
Quarter ending September 2017	7,498	↑
Quarter ending December 2017	7,678	↑
Quarter ending March 2018	7,746	→
Variance since March 2017	9.6%	↑



ACTIVITY

Cumulative percentage of contracted UDA delivered 2017 & 2018



Month	Adjusted Scheduled Activity (UDA)	
	2017	2018
April	894	583
May	2,702	2,191
June	4,317	3,530
July	6,389	5,824
August	8,276	7,659
September	9,970	9,231
October	11,672	10,699
November	13,593	12,434
December	15,283	14,544
January	16,681	16,032
February	18,598	18,385
March	20,557	20,194
April	21,540	
May	21,549	
June	21,547	

QUALITY

	Quantity	Base Number	Contract	AT	Region	England
% of FP17s for the same patient ID Re-attending within 3 months - Children	167	2,373	7.0%	10.3%	11.6%	11.9%
% of FP17s for the same patient ID Re-attending within 3 months - Adults	967	8,177	11.8%	14.7%	15.4%	16.0%
% of FP17s for the same patient ID Re-attending between 3 & 9 months - Children	1,429	2,373	60.2%	56.0%	59.4%	58.3%
% of FP17s for the same patient ID Re-attending between 3 & 9 months - Adults	4,538	8,177	55.5%	49.0%	51.3%	50.3%
% of FP17s for Band 1 Urgent Courses	987	10,118	9.8%	8.6%	8.0%	9.1%
% of FP17s Relating to Free Repair or Replacements	67	10,118	0.7%	0.7%	0.8%	0.8%
% of FP17s Relating to Continuations	74	10,118	0.7%	0.9%	1.0%	1.0%
% of Patients satisfied with the dentistry they have received	10	10	100.0%	91.2%	91.7%	91.5%
% of Patients satisfied with the time they had to wait for an appointment	9	10	90.0%	88.7%	88.3%	87.9%

* This is based on patients treated on this contract for their most recent course of treatment. Figures in italics indicate the base number of FP17s or Patient Questionnaire responses are less than 100. N/A is shown where the base number of responses is less than 10 during the period. % is calculated as Quantity/Base number*100

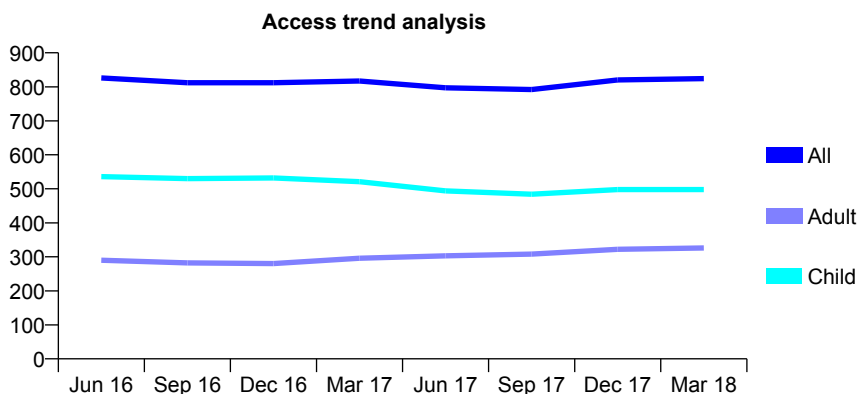
Q57 - Vital Signs At a Glance Contract Report for 112232/0001 - March 2018

Name or company name	M Duncan & K Singh
Contract type name	GDS Contract
Purpose of contract	General
Contract start date	01/04/2009
Contract end date	

17/18 Contracted general activity (UDA)	2,000
Carry forward general activity (UDA)	0
17/18 Contracted orthodontic activity (UOA)	0
Carry forward orthodontic activity (UOA)	0
Baseline contract value	£48,028.29

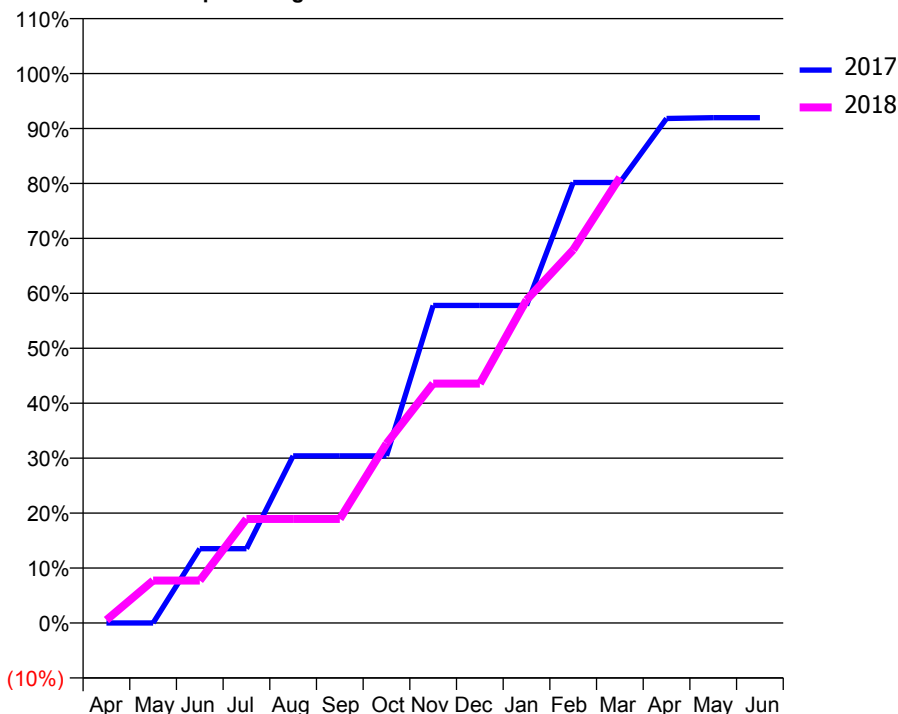
ACCESS*

Patients seen in 24 months	Total	Change since previous quarter
Quarter ending March 2017	817	
Quarter ending June 2017	797	↓
Quarter ending September 2017	792	→
Quarter ending December 2017	820	↑
Quarter ending March 2018	824	→
Variance since March 2017	0.9%	→



ACTIVITY

Cumulative percentage of contracted UDA delivered 2017 & 2018



Month	Adjusted Scheduled Activity (UDA)	
	2017	2018
April	0	11
May	0	155
June	270	155
July	270	379
August	609	379
September	609	379
October	609	653
November	1,156	871
December	1,156	871
January	1,156	1,176
February	1,603	1,358
March	1,603	1,622
April	1,836	
May	1,839	
June	1,839	

QUALITY

	Quantity	Base Number	Contract	AT	Region	England
% of FP17s for the same patient ID Re-attending within 3 months - Children	51	882	5.8%	10.3%	11.6%	11.9%
% of FP17s for the same patient ID Re-attending within 3 months - Adults	30	311	9.6%	14.7%	15.4%	16.0%
% of FP17s for the same patient ID Re-attending between 3 & 9 months - Children	635	882	72.0%	56.0%	59.4%	58.3%
% of FP17s for the same patient ID Re-attending between 3 & 9 months - Adults	109	311	35.0%	49.0%	51.3%	50.3%
% of FP17s for Band 1 Urgent Courses	71	1,060	6.7%	8.6%	8.0%	9.1%
% of FP17s Relating to Free Repair or Replacements	0	1,060	0.0%	0.7%	0.8%	0.8%
% of FP17s Relating to Continuations	9	1,060	0.8%	0.9%	1.0%	1.0%
% of Patients satisfied with the dentistry they have received	4	4	N/A	91.2%	91.7%	91.5%
% of Patients satisfied with the time they had to wait for an appointment	4	4	N/A	88.7%	88.3%	87.9%

* This is based on patients treated on this contract for their most recent course of treatment. Figures in italics indicate the base number of FP17s or Patient Questionnaire responses are less than 100. N/A is shown where the base number of responses is less than 10 during the period. % is calculated as Quantity/Base number*100

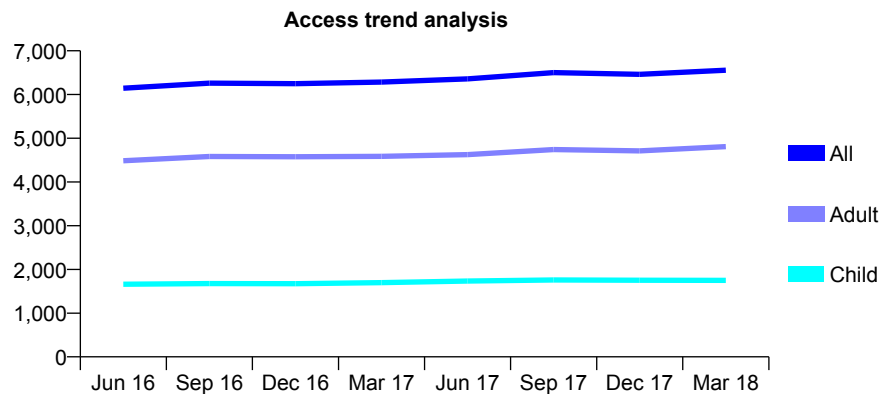
Q57 - Vital Signs At a Glance Contract Report for 114944/0001 - March 2018

Name or company name	Hockley Dental Care
Contract type name	GDS Contract
Purpose of contract	General
Contract start date	01/10/2010
Contract end date	

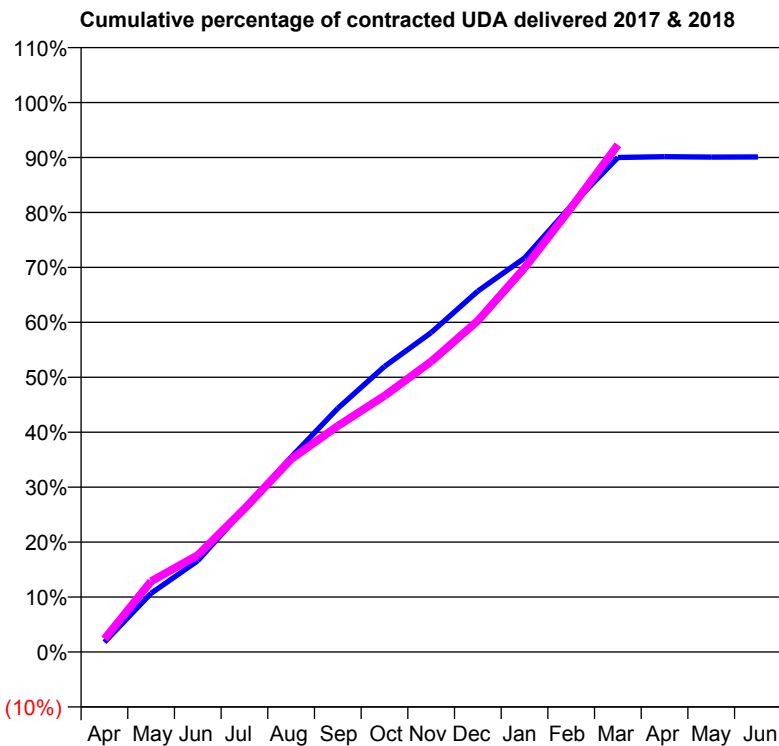
17/18 Contracted general activity (UDA)	18,150
Carry forward general activity (UDA)	-363
17/18 Contracted orthodontic activity (UOA)	0
Carry forward orthodontic activity (UOA)	0
Baseline contract value	£441,392.16

ACCESS*

Patients seen in 24 months	Total	Change since previous quarter
Quarter ending March 2017	6,285	
Quarter ending June 2017	6,359	→
Quarter ending September 2017	6,500	↑
Quarter ending December 2017	6,462	→
Quarter ending March 2018	6,557	→
Variance since March 2017	4.3%	↑



ACTIVITY



Month	Adjusted Scheduled Activity (UDA)	
	2017	2018
April	287	429
May	1,709	2,334
June	2,659	3,198
July	4,168	4,733
August	5,676	6,372
September	7,095	7,469
October	8,316	8,462
November	9,299	9,595
December	10,510	10,941
January	11,472	12,688
February	12,995	14,677
March	14,400	16,754
April	14,423	
May	14,411	
June	14,414	

QUALITY

	Quantity	Base Number	Contract	AT	Region	England
% of FP17s for the same patient ID Re-attending within 3 months - Children	121	2,320	5.2%	10.3%	11.6%	11.9%
% of FP17s for the same patient ID Re-attending within 3 months - Adults	622	5,593	11.1%	14.7%	15.4%	16.0%
% of FP17s for the same patient ID Re-attending between 3 & 9 months - Children	1,260	2,320	54.3%	56.0%	59.4%	58.3%
% of FP17s for the same patient ID Re-attending between 3 & 9 months - Adults	2,645	5,593	47.3%	49.0%	51.3%	50.3%
% of FP17s for Band 1 Urgent Courses	1,033	7,892	13.1%	8.6%	8.0%	9.1%
% of FP17s Relating to Free Repair or Replacements	19	7,892	0.2%	0.7%	0.8%	0.8%
% of FP17s Relating to Continuations	17	7,892	0.2%	0.9%	1.0%	1.0%
% of Patients satisfied with the dentistry they have received	11	12	91.7%	91.2%	91.7%	91.5%
% of Patients satisfied with the time they had to wait for an appointment	12	12	100.0%	88.7%	88.3%	87.9%

* This is based on patients treated on this contract for their most recent course of treatment. Figures in italics indicate the base number of FP17s or Patient Questionnaire responses are less than 100. N/A is shown where the base number of responses is less than 10 during the period. % is calculated as Quantity/Base number*100

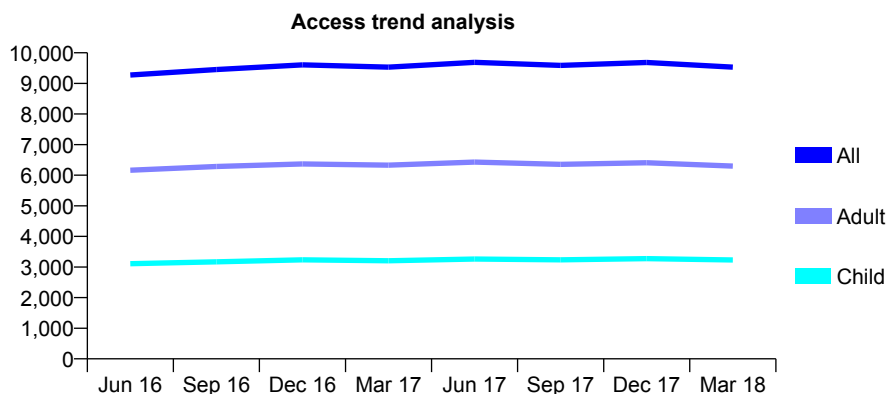
Q57 - Vital Signs At a Glance Contract Report for 116432/0001 - March 2018

Name or company name	Ghabai and Hemmati
Contract type name	GDS Contract
Purpose of contract	General
Contract start date	01/04/2006
Contract end date	

17/18 Contracted general activity (UDA)	26,845
Carry forward general activity (UDA)	-67
17/18 Contracted orthodontic activity (UOA)	0
Carry forward orthodontic activity (UOA)	0
Baseline contract value	£877,019.01

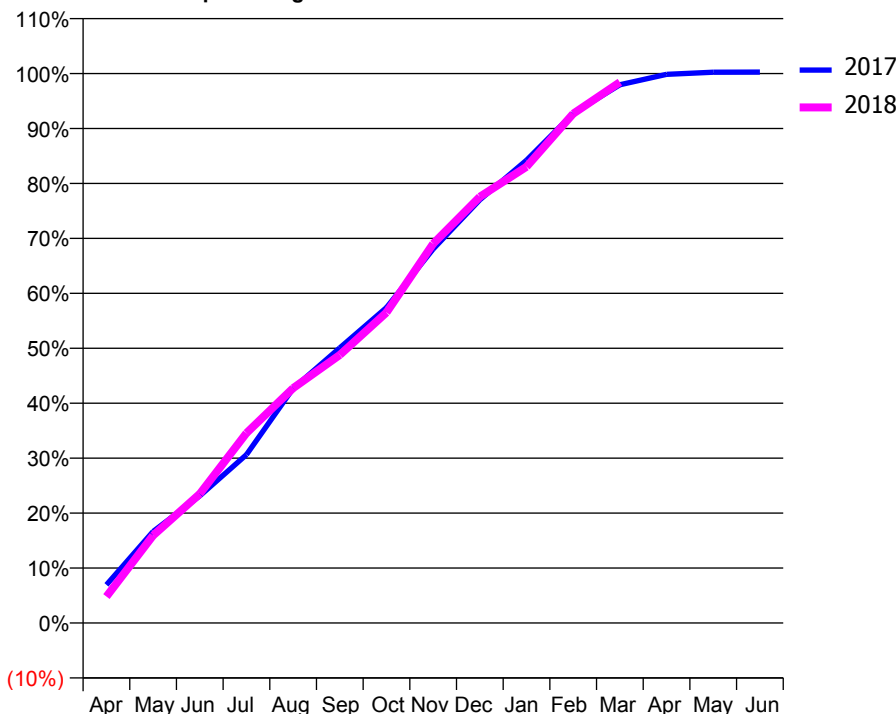
ACCESS*

Patients seen in 24 months	Total	Change since previous quarter
Quarter ending March 2017	9,531	
Quarter ending June 2017	9,690	→
Quarter ending September 2017	9,590	↓
Quarter ending December 2017	9,683	→
Quarter ending March 2018	9,531	↓
Variance since March 2017	0.0%	→



ACTIVITY

Cumulative percentage of contracted UDA delivered 2017 & 2018



Month	Adjusted Scheduled Activity (UDA)	
	2017	2018
April	1,864	1,290
May	4,473	4,274
June	6,209	6,308
July	8,225	9,278
August	11,462	11,475
September	13,446	13,099
October	15,412	15,167
November	18,267	18,528
December	20,676	20,821
January	22,611	22,290
February	24,897	24,884
March	26,296	26,420
April	26,801	
May	26,909	
June	26,912	

QUALITY

	Quantity	Base Number	Contract	AT	Region	England
% of FP17s for the same patient ID Re-attending within 3 months - Children	221	3,618	6.1%	10.3%	11.6%	11.9%
% of FP17s for the same patient ID Re-attending within 3 months - Adults	672	5,800	11.6%	14.7%	15.4%	16.0%
% of FP17s for the same patient ID Re-attending between 3 & 9 months - Children	1,708	3,618	47.2%	56.0%	59.4%	58.3%
% of FP17s for the same patient ID Re-attending between 3 & 9 months - Adults	1,918	5,800	33.1%	49.0%	51.3%	50.3%
% of FP17s for Band 1 Urgent Courses	477	9,087	5.2%	8.6%	8.0%	9.1%
% of FP17s Relating to Free Repair or Replacements	8	9,087	0.1%	0.7%	0.8%	0.8%
% of FP17s Relating to Continuations	59	9,087	0.6%	0.9%	1.0%	1.0%
% of Patients satisfied with the dentistry they have received	25	27	92.6%	91.2%	91.7%	91.5%
% of Patients satisfied with the time they had to wait for an appointment	25	27	92.6%	88.7%	88.3%	87.9%

* This is based on patients treated on this contract for their most recent course of treatment. Figures in italics indicate the base number of FP17s or Patient Questionnaire responses are less than 100. N/A is shown where the base number of responses is less than 10 during the period. % is calculated as Quantity/Base number*100

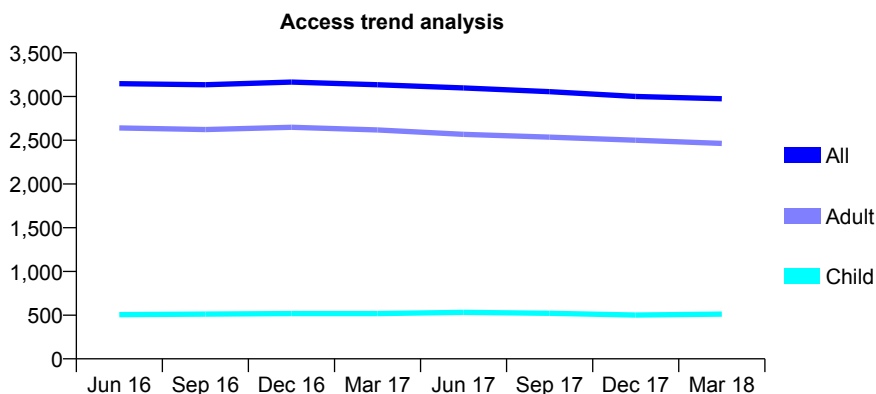
Q57 - Vital Signs At a Glance Contract Report for 116610/0001 - March 2018

Name or company name	M Duncan & KS Singh
Contract type name	GDS Contract
Purpose of contract	General
Contract start date	01/04/2014
Contract end date	

17/18 Contracted general activity (UDA)	9,168
Carry forward general activity (UDA)	256
17/18 Contracted orthodontic activity (UOA)	0
Carry forward orthodontic activity (UOA)	0
Baseline contract value	£250,583.88

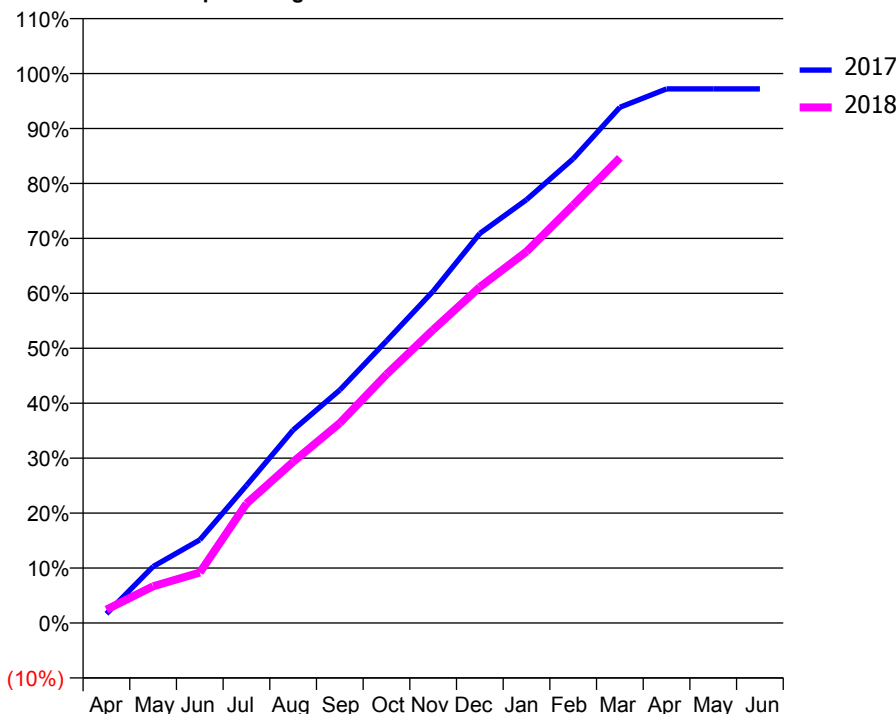
ACCESS*

Patients seen in 24 months	Total	Change since previous quarter
Quarter ending March 2017	3,135	
Quarter ending June 2017	3,098	↓
Quarter ending September 2017	3,056	↓
Quarter ending December 2017	3,001	↓
Quarter ending March 2018	2,975	→
Variance since March 2017	(5.1%)	↓



ACTIVITY

Cumulative percentage of contracted UDA delivered 2017 & 2018



Month	Adjusted Scheduled Activity (UDA)	
	2017	2018
April	155	223
May	943	614
June	1,387	842
July	2,295	1,993
August	3,221	2,689
September	3,888	3,335
October	4,707	4,147
November	5,537	4,894
December	6,499	5,605
January	7,063	6,197
February	7,746	6,971
March	8,605	7,760
April	8,912	
May	8,912	
June	8,912	

QUALITY

	Quantity	Base Number	Contract	AT	Region	England
% of FP17s for the same patient ID Re-attending within 3 months - Children	29	609	4.8%	10.3%	11.6%	11.9%
% of FP17s for the same patient ID Re-attending within 3 months - Adults	438	3,052	14.4%	14.7%	15.4%	16.0%
% of FP17s for the same patient ID Re-attending between 3 & 9 months - Children	142	609	23.3%	56.0%	59.4%	58.3%
% of FP17s for the same patient ID Re-attending between 3 & 9 months - Adults	917	3,052	30.0%	49.0%	51.3%	50.3%
% of FP17s for Band 1 Urgent Courses	186	3,527	5.3%	8.6%	8.0%	9.1%
% of FP17s Relating to Free Repair or Replacements	68	3,527	1.9%	0.7%	0.8%	0.8%
% of FP17s Relating to Continuations	149	3,527	4.2%	0.9%	1.0%	1.0%
% of Patients satisfied with the dentistry they have received	3	3	N/A	91.2%	91.7%	91.5%
% of Patients satisfied with the time they had to wait for an appointment	3	3	N/A	88.7%	88.3%	87.9%

* This is based on patients treated on this contract for their most recent course of treatment. Figures in italics indicate the base number of FP17s or Patient Questionnaire responses are less than 100. N/A is shown where the base number of responses is less than 10 during the period. % is calculated as Quantity/Base number*100

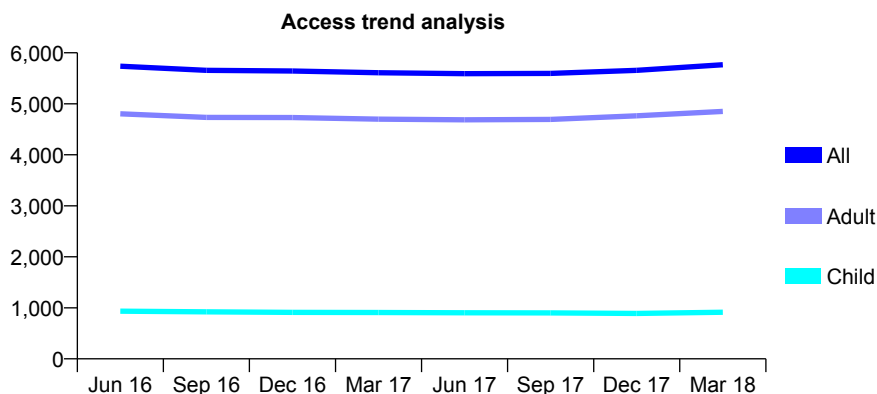
Q57 - Vital Signs At a Glance Contract Report for 117676/0001 - March 2018

Name or company name	The Loughton Dental Practice
Contract type name	GDS Contract
Purpose of contract	General
Contract start date	31/03/2013
Contract end date	

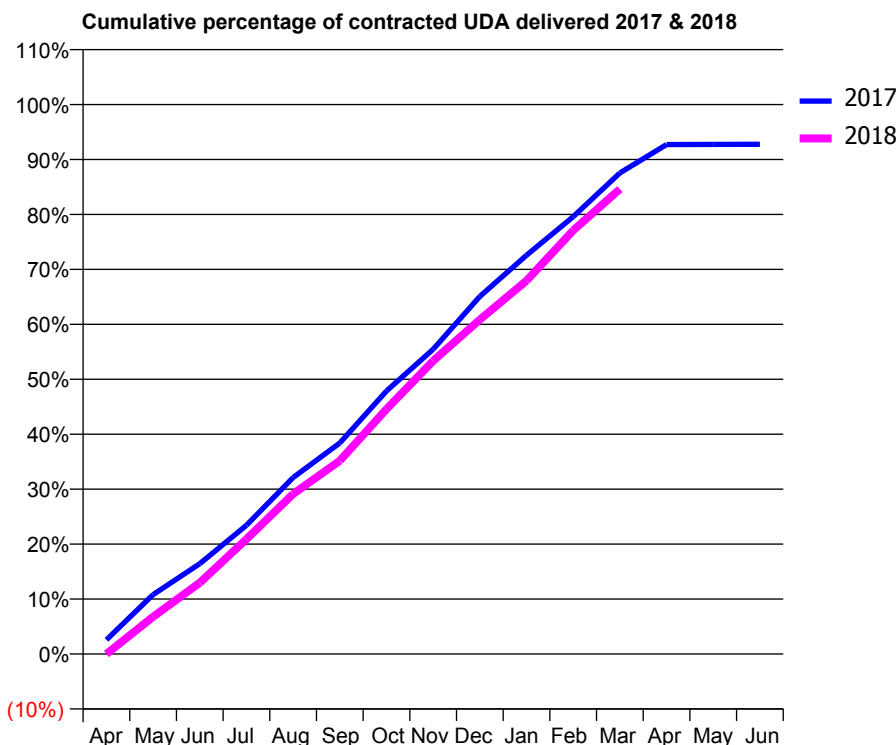
17/18 Contracted general activity (UDA)	16,827
Carry forward general activity (UDA)	0
17/18 Contracted orthodontic activity (UOA)	0
Carry forward orthodontic activity (UOA)	0
Baseline contract value	£421,525.91

ACCESS*

Patients seen in 24 months	Total	Change since previous quarter
Quarter ending March 2017	5,608	
Quarter ending June 2017	5,590	→
Quarter ending September 2017	5,595	→
Quarter ending December 2017	5,655	→
Quarter ending March 2018	5,767	→
Variance since March 2017	2.8%	↑



ACTIVITY



Month	Adjusted Scheduled Activity (UDA)	
	2017	2018
April	435	0
May	1,818	1,142
June	2,765	2,182
July	3,943	3,520
August	5,406	4,901
September	6,461	5,919
October	8,053	7,498
November	9,333	8,978
December	10,949	10,241
January	12,211	11,432
February	13,390	12,972
March	14,731	14,238
April	15,599	
May	15,606	
June	15,607	

QUALITY

	Quantity	Base Number	Contract	AT	Region	England
% of FP17s for the same patient ID Re-attending within 3 months - Children	45	1,335	3.4%	10.3%	11.6%	11.9%
% of FP17s for the same patient ID Re-attending within 3 months - Adults	811	7,084	11.4%	14.7%	15.4%	16.0%
% of FP17s for the same patient ID Re-attending between 3 & 9 months - Children	843	1,335	63.1%	56.0%	59.4%	58.3%
% of FP17s for the same patient ID Re-attending between 3 & 9 months - Adults	4,181	7,084	59.0%	49.0%	51.3%	50.3%
% of FP17s for Band 1 Urgent Courses	331	7,920	4.2%	8.6%	8.0%	9.1%
% of FP17s Relating to Free Repair or Replacements	30	7,920	0.4%	0.7%	0.8%	0.8%
% of FP17s Relating to Continuations	82	7,920	1.0%	0.9%	1.0%	1.0%
% of Patients satisfied with the dentistry they have received	12	14	85.7%	91.2%	91.7%	91.5%
% of Patients satisfied with the time they had to wait for an appointment	11	14	78.6%	88.7%	88.3%	87.9%

* This is based on patients treated on this contract for their most recent course of treatment. Figures in italics indicate the base number of FP17s or Patient Questionnaire responses are less than 100. N/A is shown where the base number of responses is less than 10 during the period. % is calculated as Quantity/Base number*100

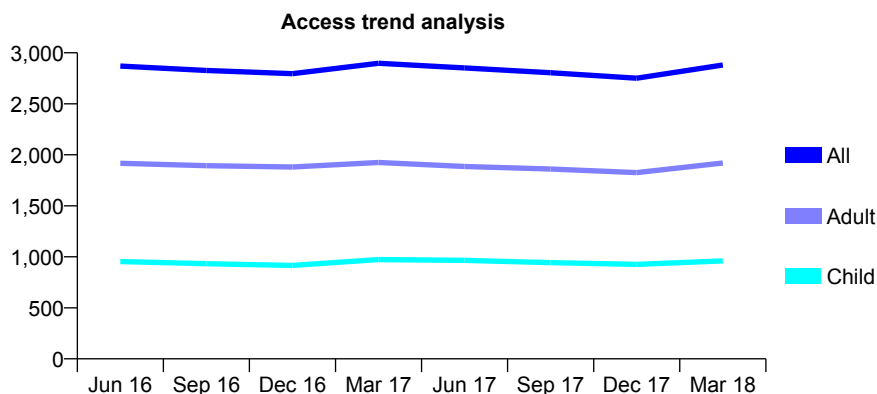
Q57 - Vital Signs At a Glance Contract Report for 118028/0001 - March 2018

Name or company name	Zen Clinic Limited
Contract type name	GDS Contract
Purpose of contract	General
Contract start date	08/06/2010
Contract end date	

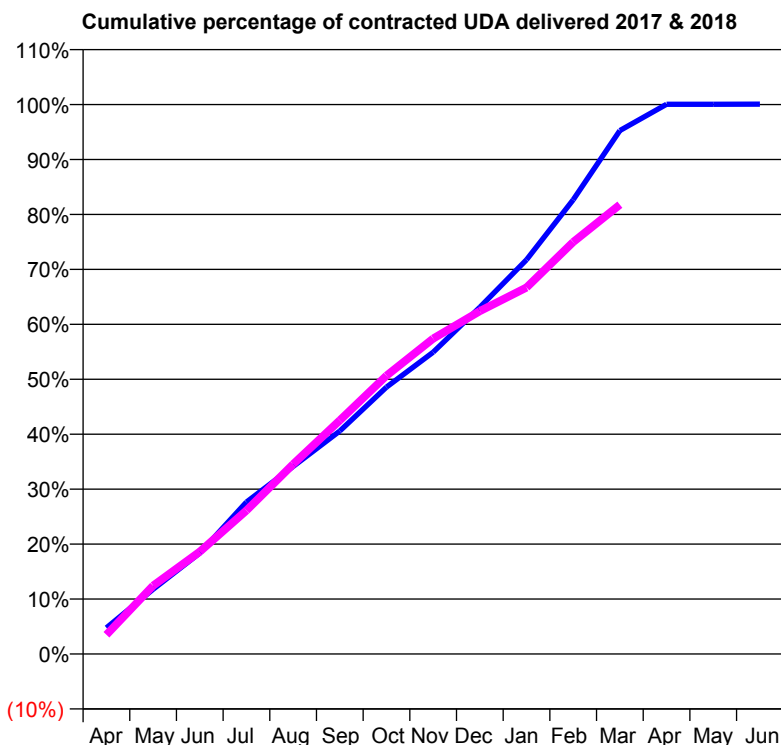
17/18 Contracted general activity (UDA)	8,248
Carry forward general activity (UDA)	-6
17/18 Contracted orthodontic activity (UOA)	0
Carry forward orthodontic activity (UOA)	0
Baseline contract value	£229,214.71

ACCESS*

Patients seen in 24 months	Total	Change since previous quarter
Quarter ending March 2017	2,898	
Quarter ending June 2017	2,851	↓
Quarter ending September 2017	2,804	↓
Quarter ending December 2017	2,751	↓
Quarter ending March 2018	2,880	↑
Variance since March 2017	(0.6%)	→



ACTIVITY



Month	Adjusted Scheduled Activity (UDA)	
	2017	2018
April	394	288
May	972	1,025
June	1,517	1,536
July	2,282	2,154
August	2,814	2,849
September	3,347	3,508
October	4,006	4,178
November	4,531	4,734
December	5,204	5,146
January	5,918	5,501
February	6,819	6,184
March	7,856	6,744
April	8,251	
May	8,251	
June	8,254	

QUALITY

	Quantity	Base Number	Contract	AT	Region	England
% of FP17s for the same patient ID Re-attending within 3 months - Children	60	1,406	4.3%	10.3%	11.6%	11.9%
% of FP17s for the same patient ID Re-attending within 3 months - Adults	254	2,607	9.7%	14.7%	15.4%	16.0%
% of FP17s for the same patient ID Re-attending between 3 & 9 months - Children	1,021	1,406	72.6%	56.0%	59.4%	58.3%
% of FP17s for the same patient ID Re-attending between 3 & 9 months - Adults	1,702	2,607	65.3%	49.0%	51.3%	50.3%
% of FP17s for Band 1 Urgent Courses	157	3,824	4.1%	8.6%	8.0%	9.1%
% of FP17s Relating to Free Repair or Replacements	14	3,824	0.4%	0.7%	0.8%	0.8%
% of FP17s Relating to Continuations	14	3,824	0.4%	0.9%	1.0%	1.0%
% of Patients satisfied with the dentistry they have received	0	0	N/A	91.2%	91.7%	91.5%
% of Patients satisfied with the time they had to wait for an appointment	0	0	N/A	88.7%	88.3%	87.9%

* This is based on patients treated on this contract for their most recent course of treatment. Figures in italics indicate the base number of FP17s or Patient Questionnaire responses are less than 100. N/A is shown where the base number of responses is less than 10 during the period. % is calculated as Quantity/Base number*100

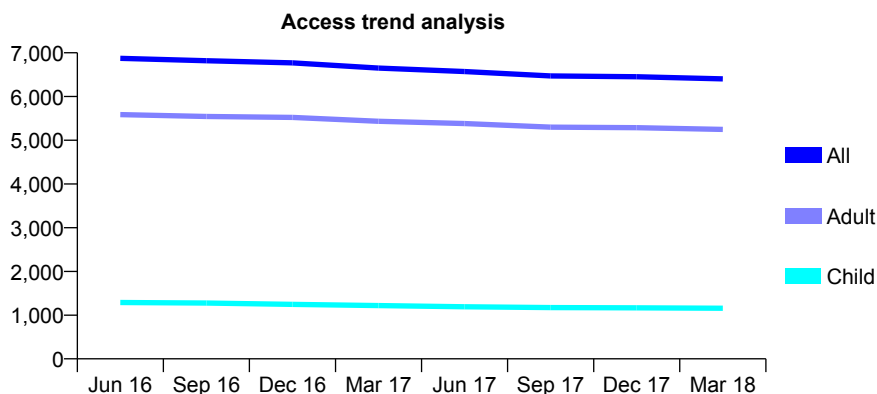
Q57 - Vital Signs At a Glance Contract Report for 119261/0001 - March 2018

Name or company name	Tiptree Dental Surgery
Contract type name	GDS Contract
Purpose of contract	General and Orthodontic
Contract start date	01/05/2014
Contract end date	

17/18 Contracted general activity (UDA)	17,496
Carry forward general activity (UDA)	279
17/18 Contracted orthodontic activity (UOA)	592
Carry forward orthodontic activity (UOA)	-10
Baseline contract value	£808,813.12

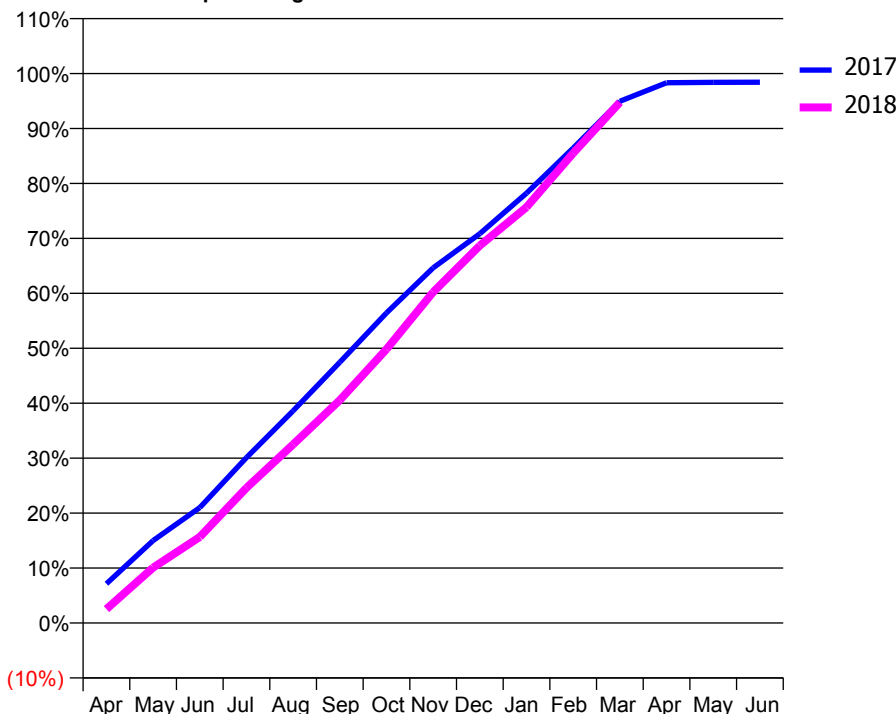
ACCESS*

Patients seen in 24 months	Total	Change since previous quarter
Quarter ending March 2017	6,651	
Quarter ending June 2017	6,572	↓
Quarter ending September 2017	6,472	↓
Quarter ending December 2017	6,453	→
Quarter ending March 2018	6,403	→
Variance since March 2017	(3.7%)	↓



ACTIVITY

Cumulative percentage of contracted UDA delivered 2017 & 2018



Adjusted Scheduled Activity (UDA)

Month	2017	2018
April	1,251	444
May	2,624	1,765
June	3,676	2,740
July	5,266	4,302
August	6,758	5,688
September	8,304	7,097
October	9,872	8,720
November	11,308	10,537
December	12,395	12,017
January	13,688	13,240
February	15,120	14,960
March	16,612	16,578
April	17,203	
May	17,214	
June	17,217	

QUALITY

	Quantity	Base Number	Contract	AT	Region	England
% of FP17s for the same patient ID Re-attending within 3 months - Children	161	1,700	9.5%	10.3%	11.6%	11.9%
% of FP17s for the same patient ID Re-attending within 3 months - Adults	1,001	5,986	16.7%	14.7%	15.4%	16.0%
% of FP17s for the same patient ID Re-attending between 3 & 9 months - Children	996	1,700	58.6%	56.0%	59.4%	58.3%
% of FP17s for the same patient ID Re-attending between 3 & 9 months - Adults	1,624	5,986	27.1%	49.0%	51.3%	50.3%
% of FP17s for Band 1 Urgent Courses	817	7,426	11.0%	8.6%	8.0%	9.1%
% of FP17s Relating to Free Repair or Replacements	132	7,426	1.8%	0.7%	0.8%	0.8%
% of FP17s Relating to Continuations	63	7,426	0.8%	0.9%	1.0%	1.0%
% of Patients satisfied with the dentistry they have received	10	10	100.0%	91.2%	91.7%	91.5%
% of Patients satisfied with the time they had to wait for an appointment	7	10	70.0%	88.7%	88.3%	87.9%

* This is based on patients treated on this contract for their most recent course of treatment. Figures in italics indicate the base number of FP17s or Patient Questionnaire responses are less than 100. N/A is shown where the base number of responses is less than 10 during the period. % is calculated as Quantity/Base number*100

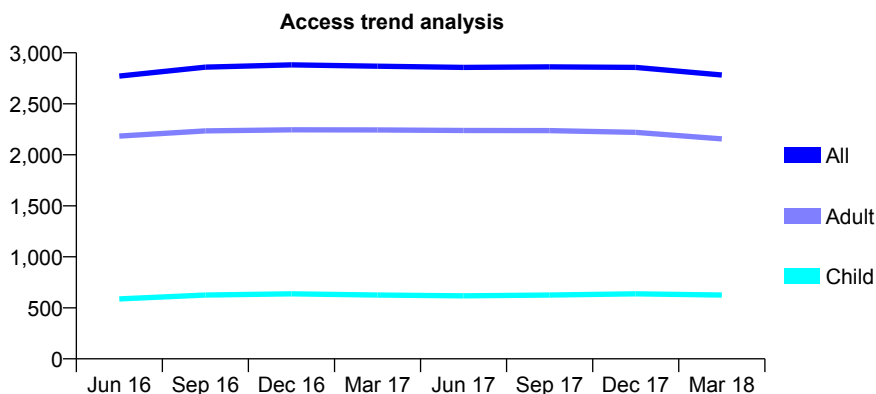
Q57 - Vital Signs At a Glance Contract Report for 119458/0001 - March 2018

Name or company name	Kafian and McNally
Contract type name	GDS Contract
Purpose of contract	General
Contract start date	01/04/2006
Contract end date	

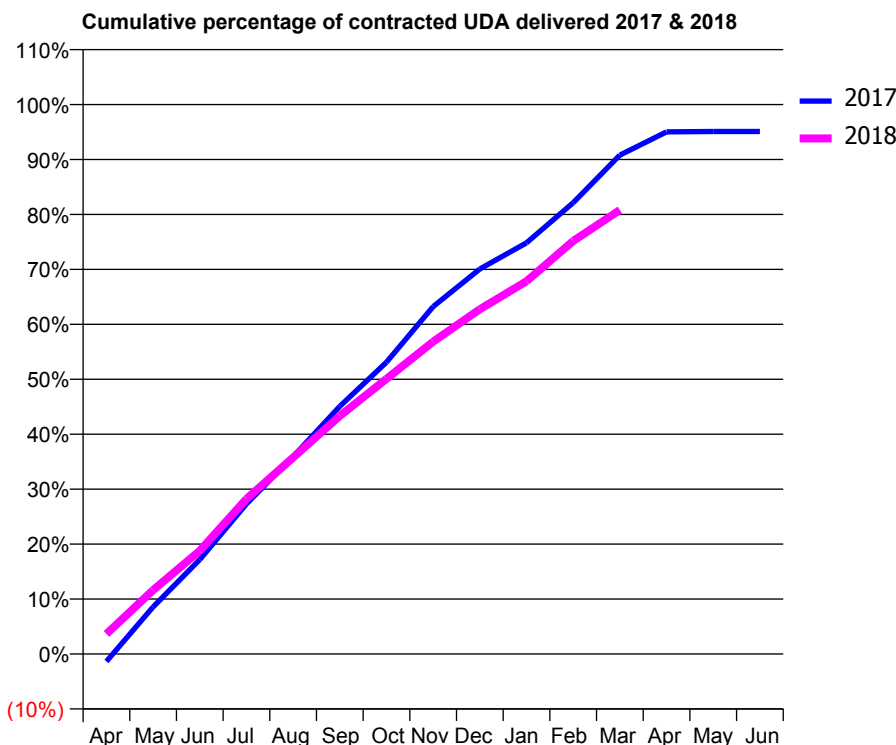
17/18 Contracted general activity (UDA)	9,524
Carry forward general activity (UDA)	0
17/18 Contracted orthodontic activity (UOA)	0
Carry forward orthodontic activity (UOA)	0
Baseline contract value	£246,457.11

ACCESS*

Patients seen in 24 months	Total	Change since previous quarter
Quarter ending March 2017	2,869	
Quarter ending June 2017	2,857	→
Quarter ending September 2017	2,862	→
Quarter ending December 2017	2,857	→
Quarter ending March 2018	2,782	↓
Variance since March 2017	(3.0%)	↓



ACTIVITY



Month	Adjusted Scheduled Activity (UDA)	
	2017	2018
April	-131	347
May	818	1,109
June	1,638	1,790
July	2,601	2,689
August	3,422	3,406
September	4,292	4,127
October	5,058	4,770
November	6,021	5,413
December	6,673	5,975
January	7,126	6,461
February	7,821	7,158
March	8,648	7,696
April	9,049	
May	9,057	
June	9,057	

QUALITY

	Quantity	Base Number	Contract	AT	Region	England
% of FP17s for the same patient ID Re-attending within 3 months - Children	34	734	4.6%	10.3%	11.6%	11.9%
% of FP17s for the same patient ID Re-attending within 3 months - Adults	360	2,662	13.5%	14.7%	15.4%	16.0%
% of FP17s for the same patient ID Re-attending between 3 & 9 months - Children	358	734	48.8%	56.0%	59.4%	58.3%
% of FP17s for the same patient ID Re-attending between 3 & 9 months - Adults	1,334	2,662	50.1%	49.0%	51.3%	50.3%
% of FP17s for Band 1 Urgent Courses	321	3,252	9.9%	8.6%	8.0%	9.1%
% of FP17s Relating to Free Repair or Replacements	45	3,252	1.4%	0.7%	0.8%	0.8%
% of FP17s Relating to Continuations	43	3,252	1.3%	0.9%	1.0%	1.0%
% of Patients satisfied with the dentistry they have received	2	2	N/A	91.2%	91.7%	91.5%
% of Patients satisfied with the time they had to wait for an appointment	2	2	N/A	88.7%	88.3%	87.9%

* This is based on patients treated on this contract for their most recent course of treatment. Figures in italics indicate the base number of FP17s or Patient Questionnaire responses are less than 100. N/A is shown where the base number of responses is less than 10 during the period. % is calculated as Quantity/Base number*100

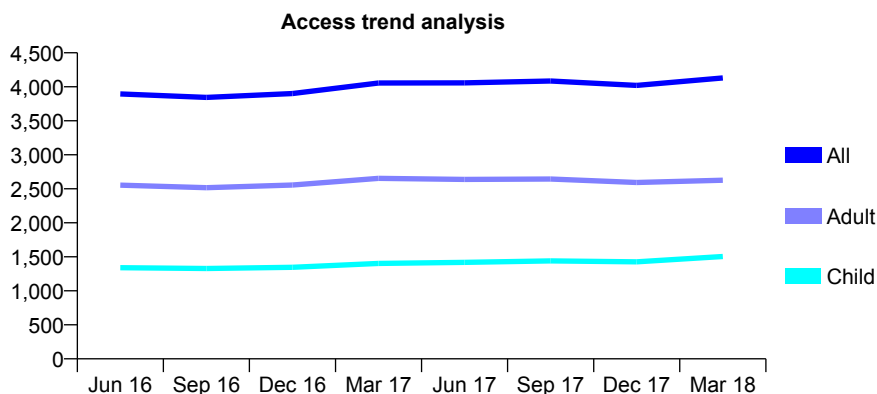
Q57 - Vital Signs At a Glance Contract Report for 121029/0001 - March 2018

Name or company name	Charybdis & Scylla Ltd
Contract type name	GDS Contract
Purpose of contract	General
Contract start date	17/04/2007
Contract end date	

17/18 Contracted general activity (UDA)	9,584
Carry forward general activity (UDA)	59
17/18 Contracted orthodontic activity (UOA)	0
Carry forward orthodontic activity (UOA)	0
Baseline contract value	£292,189.30

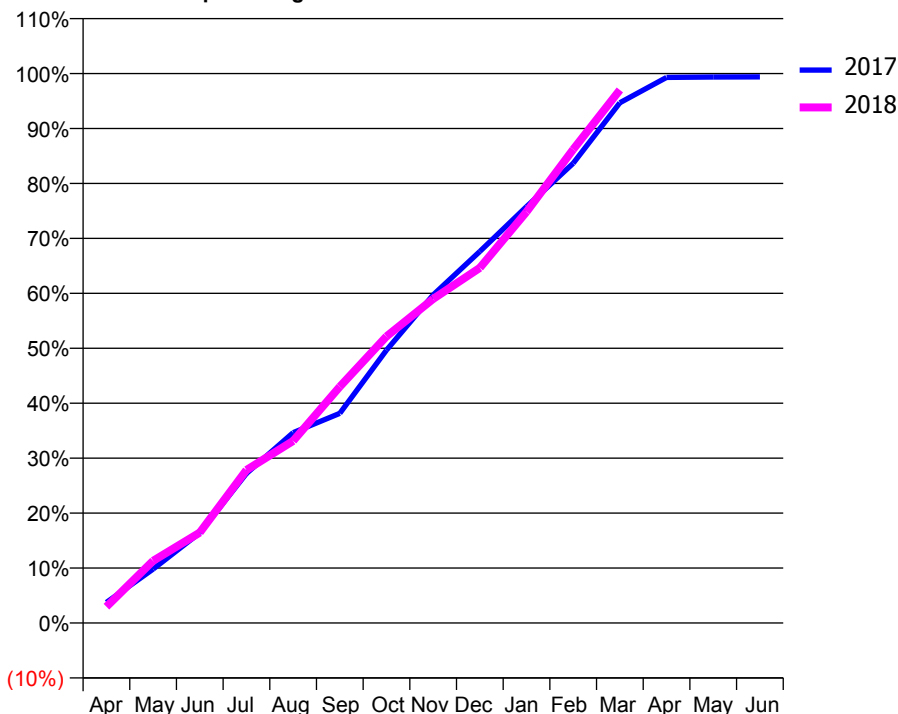
ACCESS*

Patients seen in 24 months	Total	Change since previous quarter
Quarter ending March 2017	4,056	
Quarter ending June 2017	4,057	→
Quarter ending September 2017	4,086	→
Quarter ending December 2017	4,020	↓
Quarter ending March 2018	4,131	↑
Variance since March 2017	1.8%	→



ACTIVITY

Cumulative percentage of contracted UDA delivered 2017 & 2018



Month	Adjusted Scheduled Activity (UDA)	
	2017	2018
April	359	284
May	940	1,085
June	1,574	1,578
July	2,608	2,668
August	3,320	3,177
September	3,657	4,122
October	4,759	4,999
November	5,724	5,654
December	6,480	6,195
January	7,262	7,170
February	8,018	8,259
March	9,074	9,298
April	9,516	
May	9,522	
June	9,525	

QUALITY

	Quantity	Base Number	Contract	AT	Region	England
% of FP17s for the same patient ID Re-attending within 3 months - Children	62	1,833	3.4%	10.3%	11.6%	11.9%
% of FP17s for the same patient ID Re-attending within 3 months - Adults	328	3,196	10.3%	14.7%	15.4%	16.0%
% of FP17s for the same patient ID Re-attending between 3 & 9 months - Children	841	1,833	45.9%	56.0%	59.4%	58.3%
% of FP17s for the same patient ID Re-attending between 3 & 9 months - Adults	1,495	3,196	46.8%	49.0%	51.3%	50.3%
% of FP17s for Band 1 Urgent Courses	375	4,812	7.8%	8.6%	8.0%	9.1%
% of FP17s Relating to Free Repair or Replacements	24	4,812	0.5%	0.7%	0.8%	0.8%
% of FP17s Relating to Continuations	13	4,812	0.3%	0.9%	1.0%	1.0%
% of Patients satisfied with the dentistry they have received	4	4	N/A	91.2%	91.7%	91.5%
% of Patients satisfied with the time they had to wait for an appointment	4	4	N/A	88.7%	88.3%	87.9%

* This is based on patients treated on this contract for their most recent course of treatment. Figures in italics indicate the base number of FP17s or Patient Questionnaire responses are less than 100. N/A is shown where the base number of responses is less than 10 during the period. % is calculated as Quantity/Base number*100

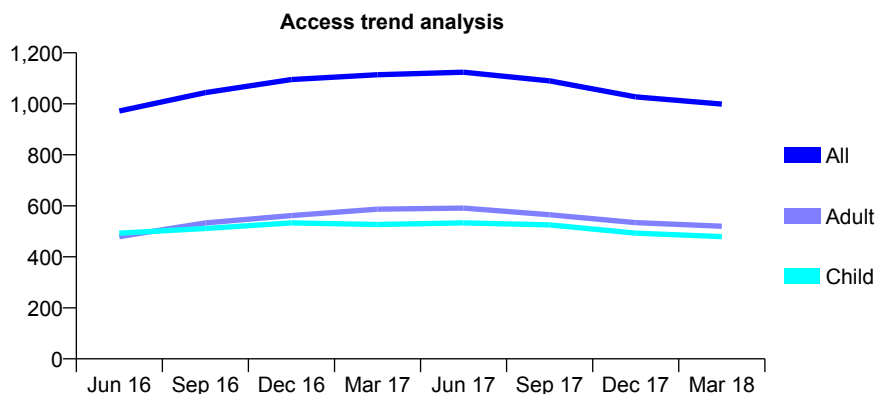
Q57 - Vital Signs At a Glance Contract Report for 121614/0001 - March 2018

Name or company name	Billericay Dental Studio
Contract type name	GDS Contract
Purpose of contract	General
Contract start date	01/06/2015
Contract end date	

17/18 Contracted general activity (UDA)	2,876
Carry forward general activity (UDA)	-58
17/18 Contracted orthodontic activity (UOA)	0
Carry forward orthodontic activity (UOA)	0
Baseline contract value	£70,339.42

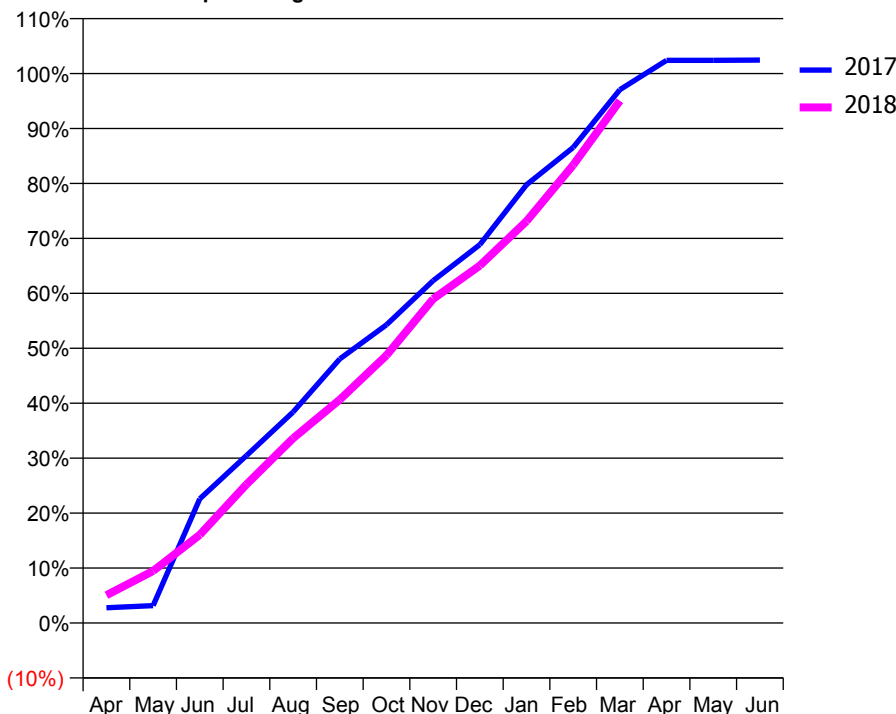
ACCESS*

Patients seen in 24 months	Total	Change since previous quarter
Quarter ending March 2017	1,114	
Quarter ending June 2017	1,124	→
Quarter ending September 2017	1,090	↓
Quarter ending December 2017	1,027	↓
Quarter ending March 2018	999	↓
Variance since March 2017	(10.3%)	↓



ACTIVITY

Cumulative percentage of contracted UDA delivered 2017 & 2018



Month	Adjusted Scheduled Activity (UDA)	
	2017	2018
April	80	146
May	91	272
June	650	462
July	876	725
August	1,105	967
September	1,382	1,169
October	1,561	1,401
November	1,792	1,696
December	1,981	1,871
January	2,294	2,103
February	2,489	2,397
March	2,791	2,733
April	2,945	
May	2,945	
June	2,946	

QUALITY

	Quantity	Base Number	Contract	AT	Region	England
% of FP17s for the same patient ID Re-attending within 3 months - Children	41	742	5.5%	10.3%	11.6%	11.9%
% of FP17s for the same patient ID Re-attending within 3 months - Adults	78	657	11.9%	14.7%	15.4%	16.0%
% of FP17s for the same patient ID Re-attending between 3 & 9 months - Children	439	742	59.2%	56.0%	59.4%	58.3%
% of FP17s for the same patient ID Re-attending between 3 & 9 months - Adults	364	657	55.4%	49.0%	51.3%	50.3%
% of FP17s for Band 1 Urgent Courses	82	1,342	6.1%	8.6%	8.0%	9.1%
% of FP17s Relating to Free Repair or Replacements	4	1,342	0.3%	0.7%	0.8%	0.8%
% of FP17s Relating to Continuations	8	1,342	0.6%	0.9%	1.0%	1.0%
% of Patients satisfied with the dentistry they have received	2	2	N/A	91.2%	91.7%	91.5%
% of Patients satisfied with the time they had to wait for an appointment	2	2	N/A	88.7%	88.3%	87.9%

* This is based on patients treated on this contract for their most recent course of treatment. Figures in italics indicate the base number of FP17s or Patient Questionnaire responses are less than 100. N/A is shown where the base number of responses is less than 10 during the period. % is calculated as Quantity/Base number*100

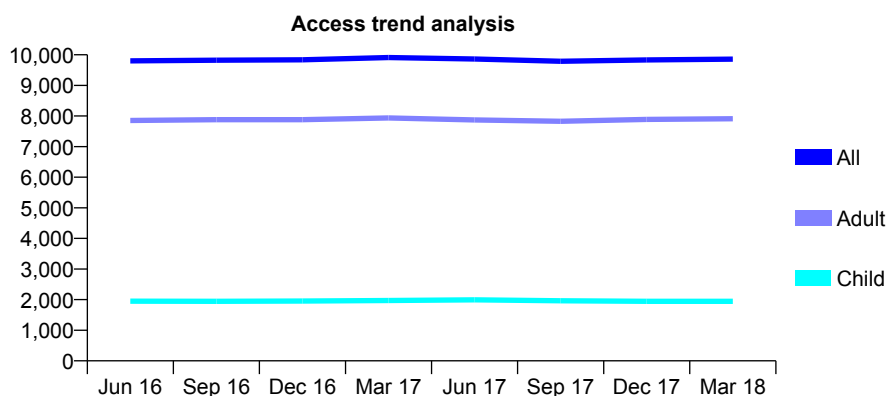
Q57 - Vital Signs At a Glance Contract Report for 124958/0001 - March 2018

Name or company name	Westcliff Dental Practice Ltd
Contract type name	GDS Contract
Purpose of contract	General
Contract start date	01/02/2013
Contract end date	

17/18 Contracted general activity (UDA)	30,788
Carry forward general activity (UDA)	454
17/18 Contracted orthodontic activity (UOA)	0
Carry forward orthodontic activity (UOA)	0
Baseline contract value	£698,110.95

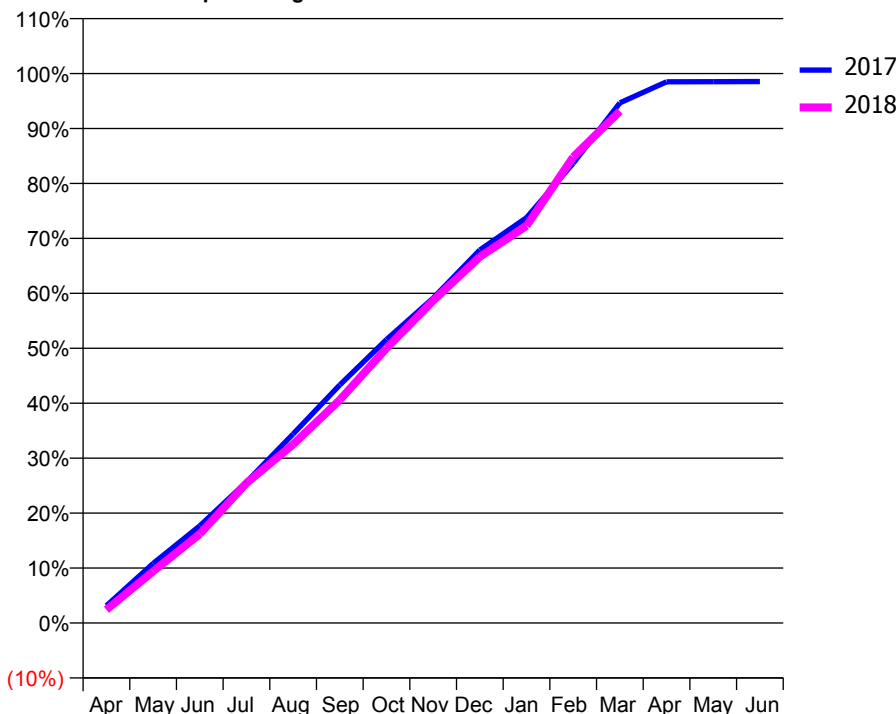
ACCESS*

Patients seen in 24 months	Total	Change since previous quarter
Quarter ending March 2017	9,909	
Quarter ending June 2017	9,864	→
Quarter ending September 2017	9,787	→
Quarter ending December 2017	9,833	→
Quarter ending March 2018	9,857	→
Variance since March 2017	(0.5%)	→



ACTIVITY

Cumulative percentage of contracted UDA delivered 2017 & 2018



Month	Adjusted Scheduled Activity (UDA)	
	2017	2018
April	964	742
May	3,339	2,893
June	5,443	4,989
July	7,901	7,839
August	10,587	10,005
September	13,340	12,504
October	15,881	15,395
November	18,207	18,061
December	20,898	20,520
January	22,706	22,254
February	25,757	26,111
March	29,142	28,682
April	30,323	
May	30,332	
June	30,334	

QUALITY

	Quantity	Base Number	Contract	AT	Region	England
% of FP17s for the same patient ID Re-attending within 3 months - Children	274	2,667	10.3%	10.3%	11.6%	11.9%
% of FP17s for the same patient ID Re-attending within 3 months - Adults	1,608	10,498	15.3%	14.7%	15.4%	16.0%
% of FP17s for the same patient ID Re-attending between 3 & 9 months - Children	1,400	2,667	52.5%	56.0%	59.4%	58.3%
% of FP17s for the same patient ID Re-attending between 3 & 9 months - Adults	5,315	10,498	50.6%	49.0%	51.3%	50.3%
% of FP17s for Band 1 Urgent Courses	1,102	12,663	8.7%	8.6%	8.0%	9.1%
% of FP17s Relating to Free Repair or Replacements	127	12,663	1.0%	0.7%	0.8%	0.8%
% of FP17s Relating to Continuations	146	12,663	1.2%	0.9%	1.0%	1.0%
% of Patients satisfied with the dentistry they have received	6	6	N/A	91.2%	91.7%	91.5%
% of Patients satisfied with the time they had to wait for an appointment	6	6	N/A	88.7%	88.3%	87.9%

* This is based on patients treated on this contract for their most recent course of treatment. Figures in italics indicate the base number of FP17s or Patient Questionnaire responses are less than 100. N/A is shown where the base number of responses is less than 10 during the period. % is calculated as Quantity/Base number*100

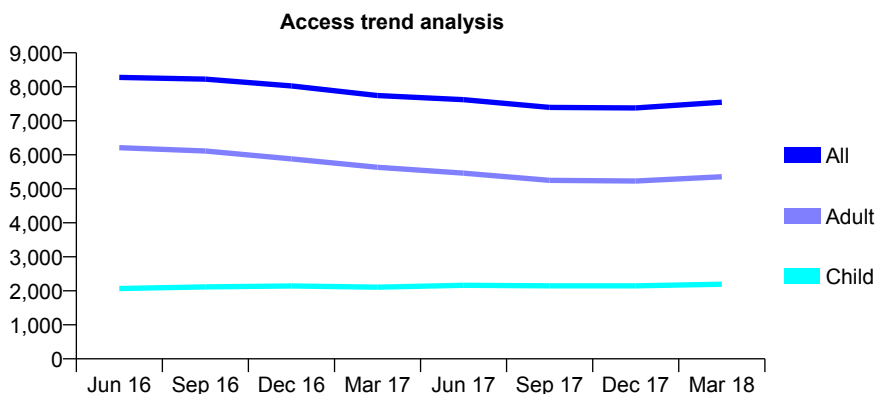
Q57 - Vital Signs At a Glance Contract Report for 125911/0001 - March 2018

Name or company name	Prettygate Dental Practice Limited
Contract type name	GDS Contract
Purpose of contract	General
Contract start date	01/07/2013
Contract end date	

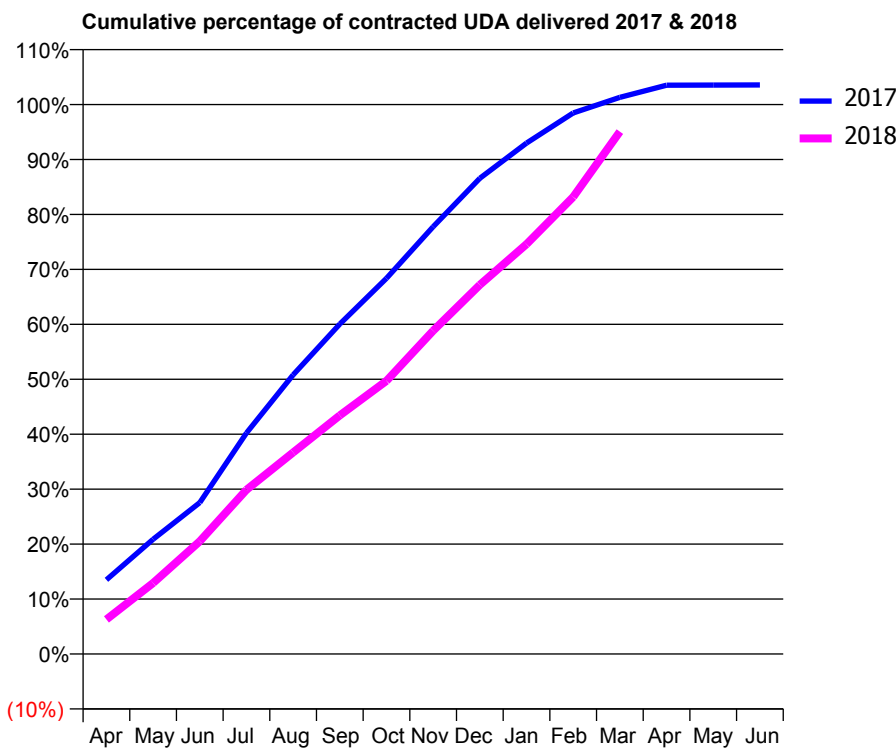
17/18 Contracted general activity (UDA)	20,299
Carry forward general activity (UDA)	-406
17/18 Contracted orthodontic activity (UOA)	0
Carry forward orthodontic activity (UOA)	0
Baseline contract value	£491,522.63

ACCESS*

Patients seen in 24 months	Total	Change since previous quarter
Quarter ending March 2017	7,744	
Quarter ending June 2017	7,623	↓
Quarter ending September 2017	7,395	↓
Quarter ending December 2017	7,377	→
Quarter ending March 2018	7,546	↑
Variance since March 2017	(2.6%)	↓



ACTIVITY



Month	Adjusted Scheduled Activity (UDA)	
	2017	2018
April	2,742	1,280
May	4,239	2,625
June	5,594	4,167
July	8,167	6,066
August	10,310	7,444
September	12,191	8,814
October	13,878	10,089
November	15,783	11,943
December	17,574	13,637
January	18,874	15,142
February	19,985	16,882
March	20,565	19,298
April	21,014	
May	21,018	
June	21,020	

QUALITY

	Quantity	Base Number	Contract	AT	Region	England
% of FP17s for the same patient ID Re-attending within 3 months - Children	312	3,463	9.0%	10.3%	11.6%	11.9%
% of FP17s for the same patient ID Re-attending within 3 months - Adults	982	7,278	13.5%	14.7%	15.4%	16.0%
% of FP17s for the same patient ID Re-attending between 3 & 9 months - Children	1,771	3,463	51.1%	56.0%	59.4%	58.3%
% of FP17s for the same patient ID Re-attending between 3 & 9 months - Adults	2,957	7,278	40.6%	49.0%	51.3%	50.3%
% of FP17s for Band 1 Urgent Courses	704	10,569	6.7%	8.6%	8.0%	9.1%
% of FP17s Relating to Free Repair or Replacements	57	10,569	0.5%	0.7%	0.8%	0.8%
% of FP17s Relating to Continuations	69	10,569	0.7%	0.9%	1.0%	1.0%
% of Patients satisfied with the dentistry they have received	13	13	100.0%	91.2%	91.7%	91.5%
% of Patients satisfied with the time they had to wait for an appointment	11	13	84.6%	88.7%	88.3%	87.9%

* This is based on patients treated on this contract for their most recent course of treatment. Figures in italics indicate the base number of FP17s or Patient Questionnaire responses are less than 100. N/A is shown where the base number of responses is less than 10 during the period. % is calculated as Quantity/Base number*100

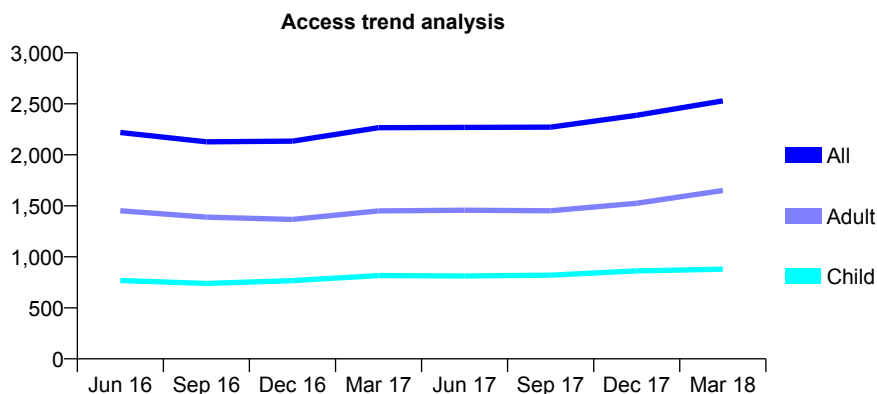
Q57 - Vital Signs At a Glance Contract Report for 125911/0002 - March 2018

Name or company name	Prettygate Dental Practice Limited
Contract type name	GDS Contract
Purpose of contract	General
Contract start date	01/04/2013
Contract end date	

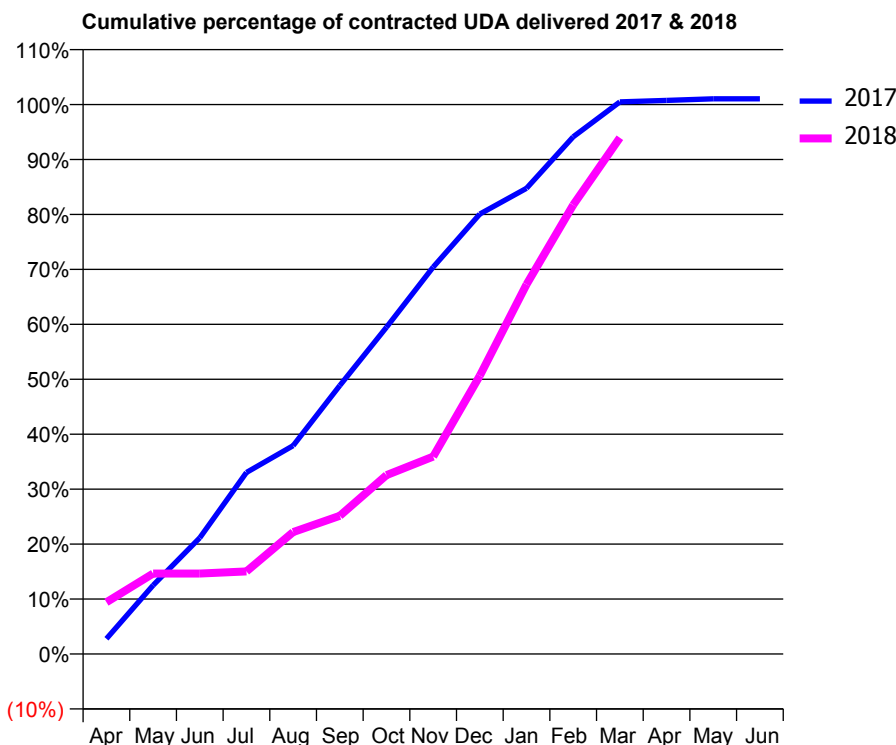
17/18 Contracted general activity (UDA)	4,867
Carry forward general activity (UDA)	-50
17/18 Contracted orthodontic activity (UOA)	0
Carry forward orthodontic activity (UOA)	0
Baseline contract value	£115,531.98

ACCESS*

Patients seen in 24 months	Total	Change since previous quarter
Quarter ending March 2017	2,266	
Quarter ending June 2017	2,269	→
Quarter ending September 2017	2,271	→
Quarter ending December 2017	2,387	↑
Quarter ending March 2018	2,529	↑
Variance since March 2017	11.6%	↑



ACTIVITY



Month	Adjusted Scheduled Activity (UDA)	
	2017	2018
April	136	459
May	609	713
June	1,029	713
July	1,608	732
August	1,846	1,080
September	2,379	1,224
October	2,894	1,584
November	3,427	1,749
December	3,897	2,466
January	4,125	3,273
February	4,581	3,977
March	4,890	4,573
April	4,903	
May	4,917	
June	4,917	

QUALITY

	Quantity	Base Number	Contract	AT	Region	England
% of FP17s for the same patient ID Re-attending within 3 months - Children	61	879	6.9%	10.3%	11.6%	11.9%
% of FP17s for the same patient ID Re-attending within 3 months - Adults	207	1,560	13.3%	14.7%	15.4%	16.0%
% of FP17s for the same patient ID Re-attending between 3 & 9 months - Children	226	879	25.7%	56.0%	59.4%	58.3%
% of FP17s for the same patient ID Re-attending between 3 & 9 months - Adults	361	1,560	23.1%	49.0%	51.3%	50.3%
% of FP17s for Band 1 Urgent Courses	173	2,421	7.1%	8.6%	8.0%	9.1%
% of FP17s Relating to Free Repair or Replacements	17	2,421	0.7%	0.7%	0.8%	0.8%
% of FP17s Relating to Continuations	22	2,421	0.9%	0.9%	1.0%	1.0%
% of Patients satisfied with the dentistry they have received	0	0	N/A	91.2%	91.7%	91.5%
% of Patients satisfied with the time they had to wait for an appointment	0	0	N/A	88.7%	88.3%	87.9%

* This is based on patients treated on this contract for their most recent course of treatment. Figures in italics indicate the base number of FP17s or Patient Questionnaire responses are less than 100. N/A is shown where the base number of responses is less than 10 during the period. % is calculated as Quantity/Base number*100

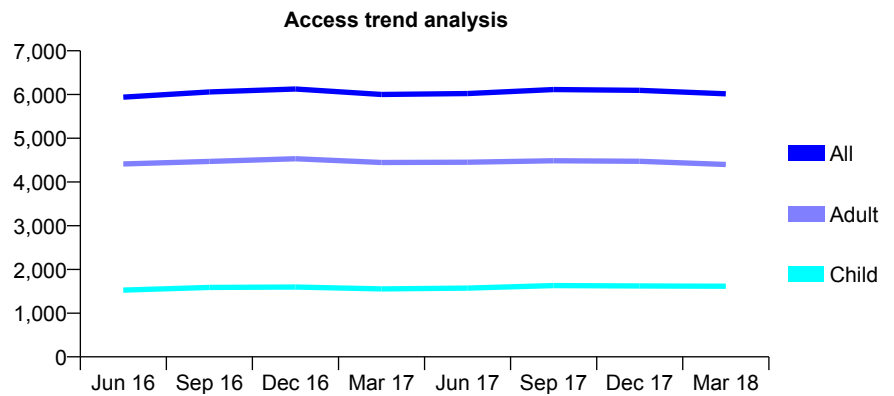
Q57 - Vital Signs At a Glance Contract Report for 127396/0001 - March 2018

Name or company name	Smile Dental Clinic
Contract type name	GDS Contract
Purpose of contract	General
Contract start date	01/08/2013
Contract end date	

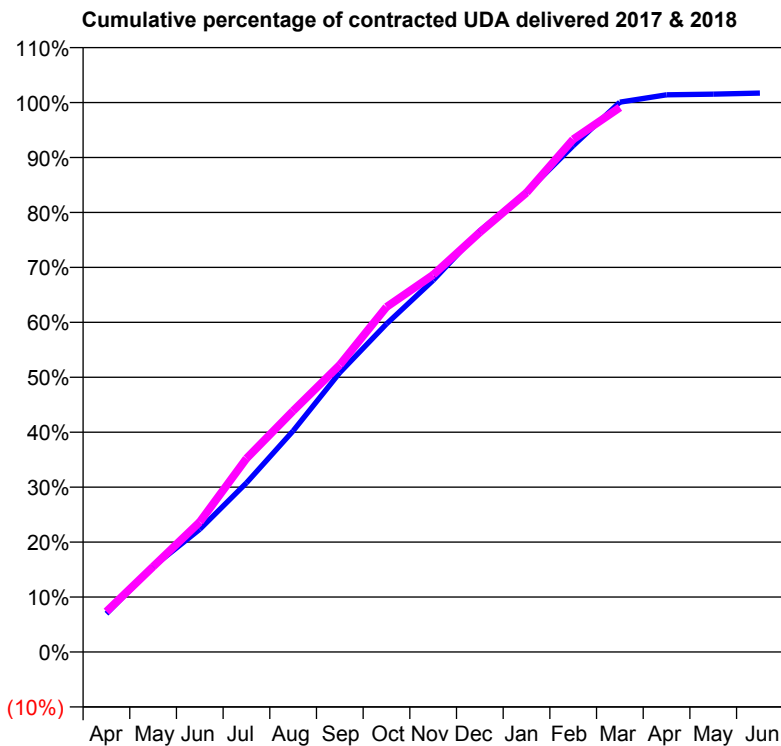
17/18 Contracted general activity (UDA)	16,000
Carry forward general activity (UDA)	-273
17/18 Contracted orthodontic activity (UOA)	0
Carry forward orthodontic activity (UOA)	0
Baseline contract value	£434,416.06

ACCESS*

Patients seen in 24 months	Total	Change since previous quarter
Quarter ending March 2017	6,000	
Quarter ending June 2017	6,023	→
Quarter ending September 2017	6,115	→
Quarter ending December 2017	6,096	→
Quarter ending March 2018	6,017	↓
Variance since March 2017	0.3%	→



ACTIVITY



Month	Adjusted Scheduled Activity (UDA)	
	2017	2018
April	1,115	1,180
May	2,488	2,485
June	3,572	3,789
July	4,927	5,638
August	6,438	7,021
September	8,136	8,360
October	9,554	10,045
November	10,821	10,982
December	12,262	12,222
January	13,386	13,376
February	14,742	14,925
March	16,009	15,856
April	16,225	
May	16,242	
June	16,273	

QUALITY

	Quantity	Base Number	Contract	AT	Region	England
% of FP17s for the same patient ID Re-attending within 3 months - Children	46	1,606	2.9%	10.3%	11.6%	11.9%
% of FP17s for the same patient ID Re-attending within 3 months - Adults	279	3,979	7.0%	14.7%	15.4%	16.0%
% of FP17s for the same patient ID Re-attending between 3 & 9 months - Children	545	1,606	33.9%	56.0%	59.4%	58.3%
% of FP17s for the same patient ID Re-attending between 3 & 9 months - Adults	1,270	3,979	31.9%	49.0%	51.3%	50.3%
% of FP17s for Band 1 Urgent Courses	248	5,141	4.8%	8.6%	8.0%	9.1%
% of FP17s Relating to Free Repair or Replacements	38	5,141	0.7%	0.7%	0.8%	0.8%
% of FP17s Relating to Continuations	18	5,141	0.4%	0.9%	1.0%	1.0%
% of Patients satisfied with the dentistry they have received	3	7	N/A	91.2%	91.7%	91.5%
% of Patients satisfied with the time they had to wait for an appointment	6	7	N/A	88.7%	88.3%	87.9%

* This is based on patients treated on this contract for their most recent course of treatment. Figures in italics indicate the base number of FP17s or Patient Questionnaire responses are less than 100. N/A is shown where the base number of responses is less than 10 during the period. % is calculated as Quantity/Base number*100

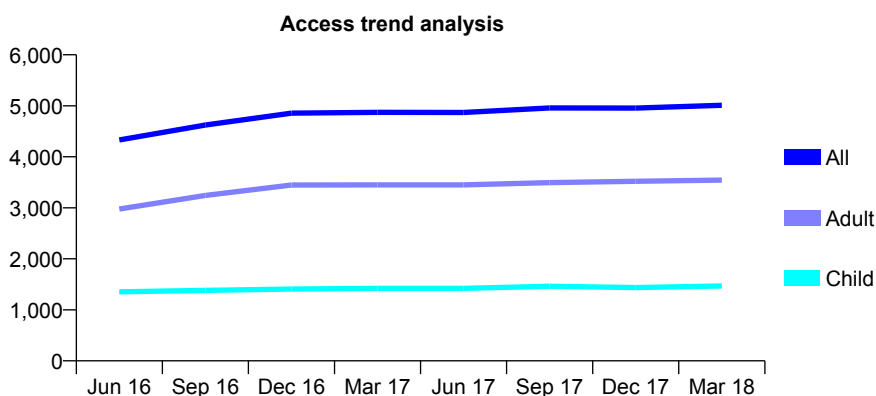
Q57 - Vital Signs At a Glance Contract Report for 128937/0001 - March 2018

Name or company name	Mr. N.R Chappell and Mr A.W Smith
Contract type name	GDS Contract
Purpose of contract	General
Contract start date	01/01/2015
Contract end date	

17/18 Contracted general activity (UDA)	14,033
Carry forward general activity (UDA)	3
17/18 Contracted orthodontic activity (UOA)	0
Carry forward orthodontic activity (UOA)	0
Baseline contract value	£342,627.11

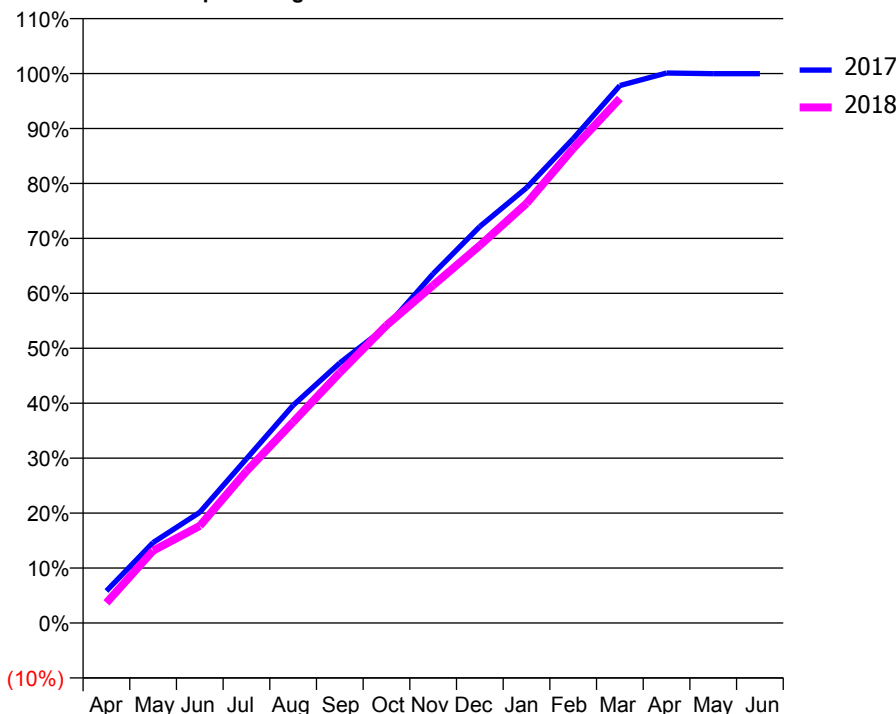
ACCESS*

Patients seen in 24 months	Total	Change since previous quarter
Quarter ending March 2017	4,871	
Quarter ending June 2017	4,869	→
Quarter ending September 2017	4,957	→
Quarter ending December 2017	4,956	→
Quarter ending March 2018	5,011	→
Variance since March 2017	2.9%	↑



ACTIVITY

Cumulative percentage of contracted UDA delivered 2017 & 2018



Adjusted Scheduled Activity (UDA)

Month	2017	2018
April	818	515
May	2,055	1,846
June	2,829	2,480
July	4,193	3,877
August	5,559	5,132
September	6,642	6,394
October	7,569	7,603
November	8,920	8,624
December	10,126	9,641
January	11,113	10,716
February	12,368	12,119
March	13,726	13,394
April	14,047	
May	14,030	
June	14,030	

QUALITY

	Quantity	Base Number	Contract	AT	Region	England
% of FP17s for the same patient ID Re-attending within 3 months - Children	86	1,873	4.6%	10.3%	11.6%	11.9%
% of FP17s for the same patient ID Re-attending within 3 months - Adults	446	4,173	10.7%	14.7%	15.4%	16.0%
% of FP17s for the same patient ID Re-attending between 3 & 9 months - Children	1,121	1,873	59.9%	56.0%	59.4%	58.3%
% of FP17s for the same patient ID Re-attending between 3 & 9 months - Adults	2,176	4,173	52.1%	49.0%	51.3%	50.3%
% of FP17s for Band 1 Urgent Courses	232	5,916	3.9%	8.6%	8.0%	9.1%
% of FP17s Relating to Free Repair or Replacements	20	5,916	0.3%	0.7%	0.8%	0.8%
% of FP17s Relating to Continuations	8	5,916	0.1%	0.9%	1.0%	1.0%
% of Patients satisfied with the dentistry they have received	6	6	N/A	91.2%	91.7%	91.5%
% of Patients satisfied with the time they had to wait for an appointment	6	6	N/A	88.7%	88.3%	87.9%

* This is based on patients treated on this contract for their most recent course of treatment. Figures in italics indicate the base number of FP17s or Patient Questionnaire responses are less than 100. N/A is shown where the base number of responses is less than 10 during the period. % is calculated as Quantity/Base number*100

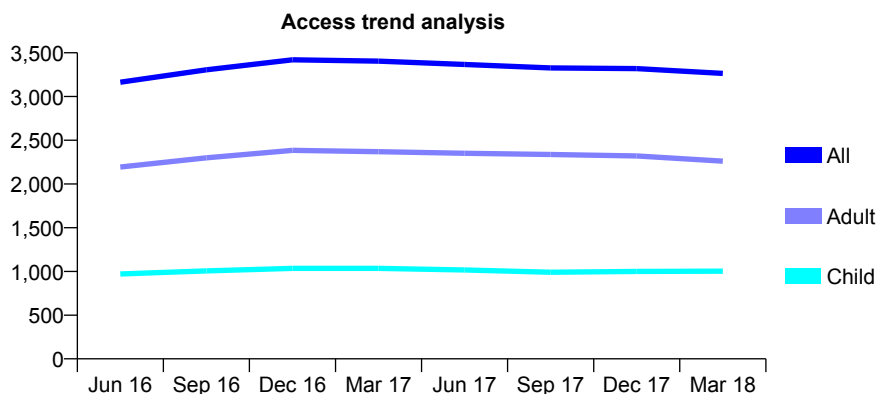
Q57 - Vital Signs At a Glance Contract Report for 129291/0001 - March 2018

Name or company name	The Essex Dental Clinic
Contract type name	GDS Contract
Purpose of contract	General
Contract start date	01/12/2014
Contract end date	

17/18 Contracted general activity (UDA)	8,750
Carry forward general activity (UDA)	23
17/18 Contracted orthodontic activity (UOA)	0
Carry forward orthodontic activity (UOA)	0
Baseline contract value	£192,106.21

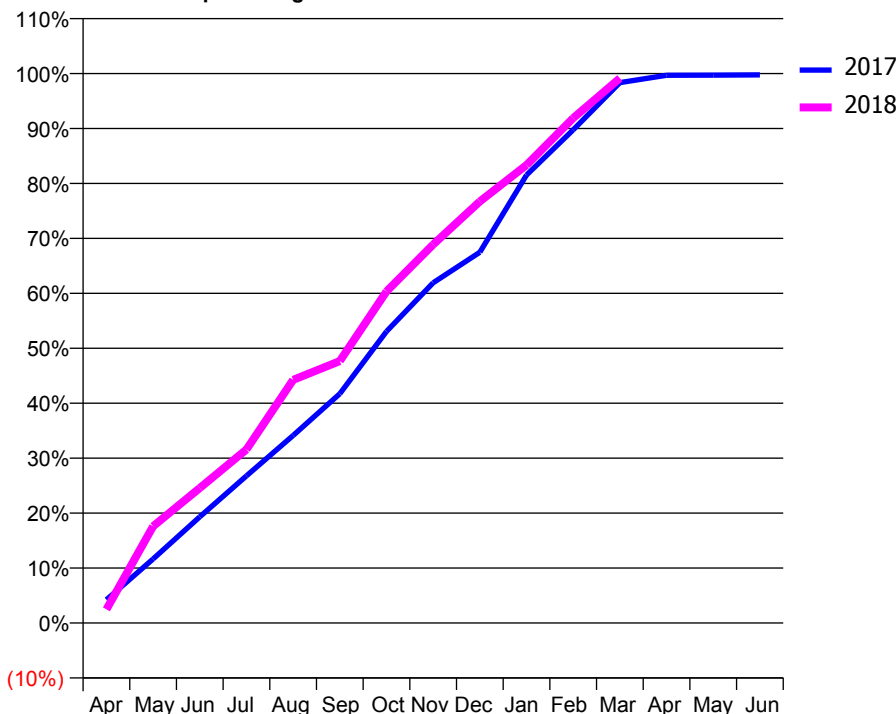
ACCESS*

Patients seen in 24 months	Total	Change since previous quarter
Quarter ending March 2017	3,404	
Quarter ending June 2017	3,367	↓
Quarter ending September 2017	3,327	↓
Quarter ending December 2017	3,319	→
Quarter ending March 2018	3,264	↓
Variance since March 2017	(4.1%)	↓



ACTIVITY

Cumulative percentage of contracted UDA delivered 2017 & 2018



Month	Adjusted Scheduled Activity (UDA)	
	2017	2018
April	371	217
May	1,020	1,540
June	1,692	2,151
July	2,343	2,765
August	2,987	3,872
September	3,652	4,170
October	4,643	5,280
November	5,418	6,028
December	5,904	6,713
January	7,133	7,293
February	7,852	8,039
March	8,605	8,675
April	8,721	
May	8,723	
June	8,727	

QUALITY

	Quantity	Base Number	Contract	AT	Region	England
% of FP17s for the same patient ID Re-attending within 3 months - Children	74	1,586	4.7%	10.3%	11.6%	11.9%
% of FP17s for the same patient ID Re-attending within 3 months - Adults	257	2,688	9.6%	14.7%	15.4%	16.0%
% of FP17s for the same patient ID Re-attending between 3 & 9 months - Children	1,125	1,586	70.9%	56.0%	59.4%	58.3%
% of FP17s for the same patient ID Re-attending between 3 & 9 months - Adults	1,587	2,688	59.0%	49.0%	51.3%	50.3%
% of FP17s for Band 1 Urgent Courses	148	4,228	3.5%	8.6%	8.0%	9.1%
% of FP17s Relating to Free Repair or Replacements	9	4,228	0.2%	0.7%	0.8%	0.8%
% of FP17s Relating to Continuations	4	4,228	0.1%	0.9%	1.0%	1.0%
% of Patients satisfied with the dentistry they have received	3	3	N/A	91.2%	91.7%	91.5%
% of Patients satisfied with the time they had to wait for an appointment	3	3	N/A	88.7%	88.3%	87.9%

* This is based on patients treated on this contract for their most recent course of treatment. Figures in italics indicate the base number of FP17s or Patient Questionnaire responses are less than 100. N/A is shown where the base number of responses is less than 10 during the period. % is calculated as Quantity/Base number*100

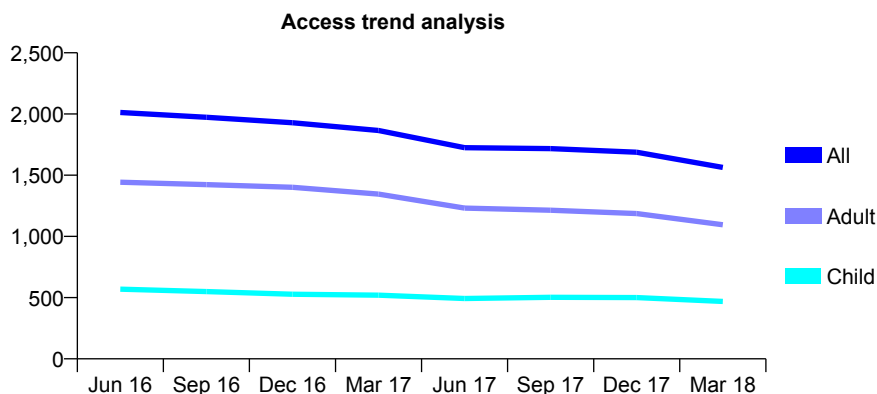
Q57 - Vital Signs At a Glance Contract Report for 130397/0001 - March 2018

Name or company name	Mr I Arbee & Miss Banoo Peer
Contract type name	GDS Contract
Purpose of contract	General
Contract start date	01/05/2010
Contract end date	

17/18 Contracted general activity (UDA)	4,500
Carry forward general activity (UDA)	0
17/18 Contracted orthodontic activity (UOA)	0
Carry forward orthodontic activity (UOA)	0
Baseline contract value	£119,744.70

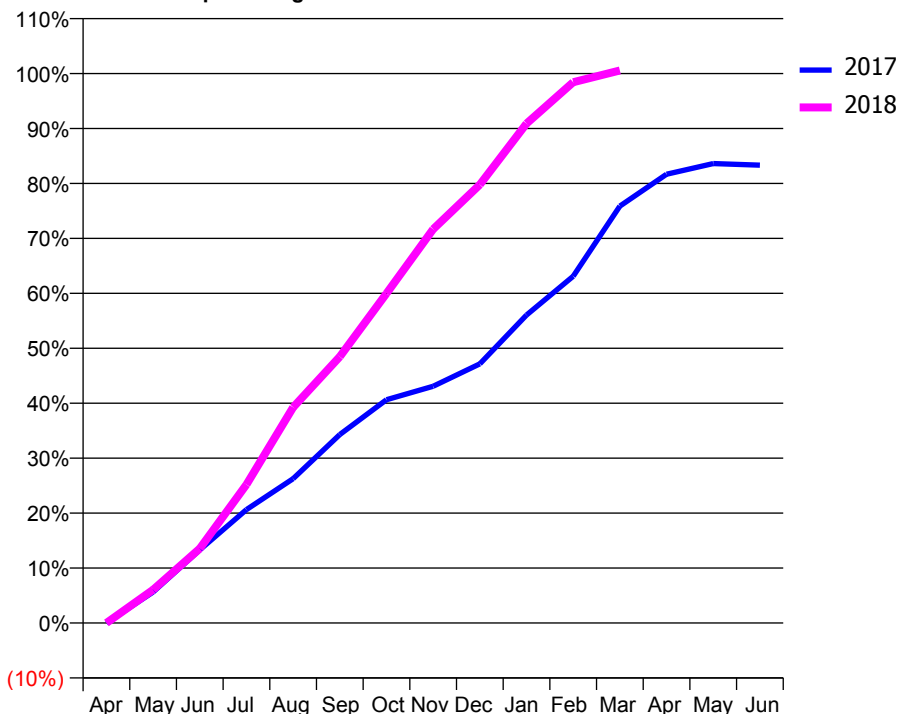
ACCESS*

Patients seen in 24 months	Total	Change since previous quarter
Quarter ending March 2017	1,866	
Quarter ending June 2017	1,725	↓
Quarter ending September 2017	1,717	→
Quarter ending December 2017	1,688	↓
Quarter ending March 2018	1,564	↓
Variance since March 2017	(16.2%)	↓



ACTIVITY

Cumulative percentage of contracted UDA delivered 2017 & 2018



Month	Adjusted Scheduled Activity (UDA)	
	2017	2018
April	-0	0
May	443	273
June	1,047	610
July	1,621	1,134
August	2,064	1,766
September	2,694	2,181
October	3,192	2,699
November	3,385	3,226
December	3,705	3,590
January	4,403	4,090
February	4,958	4,428
March	5,960	4,525
April	6,416	
May	6,568	
June	6,546	

QUALITY

	Quantity	Base Number	Contract	AT	Region	England
% of FP17s for the same patient ID Re-attending within 3 months - Children	20	633	3.2%	10.3%	11.6%	11.9%
% of FP17s for the same patient ID Re-attending within 3 months - Adults	66	1,313	5.0%	14.7%	15.4%	16.0%
% of FP17s for the same patient ID Re-attending between 3 & 9 months - Children	415	633	65.6%	56.0%	59.4%	58.3%
% of FP17s for the same patient ID Re-attending between 3 & 9 months - Adults	817	1,313	62.2%	49.0%	51.3%	50.3%
% of FP17s for Band 1 Urgent Courses	71	1,824	3.9%	8.6%	8.0%	9.1%
% of FP17s Relating to Free Repair or Replacements	0	1,824	0.0%	0.7%	0.8%	0.8%
% of FP17s Relating to Continuations	2	1,824	0.1%	0.9%	1.0%	1.0%
% of Patients satisfied with the dentistry they have received	5	5	N/A	91.2%	91.7%	91.5%
% of Patients satisfied with the time they had to wait for an appointment	5	5	N/A	88.7%	88.3%	87.9%

* This is based on patients treated on this contract for their most recent course of treatment. Figures in italics indicate the base number of FP17s or Patient Questionnaire responses are less than 100. N/A is shown where the base number of responses is less than 10 during the period. % is calculated as Quantity/Base number*100

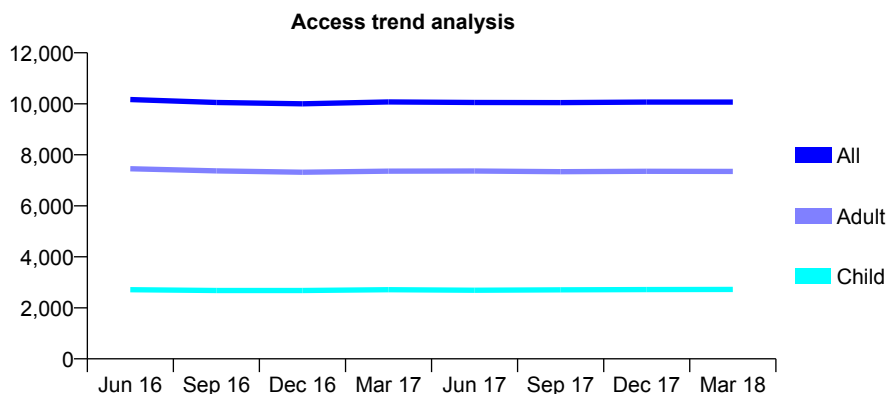
Q57 - Vital Signs At a Glance Contract Report for 131083/0001 - March 2018

Name or company name	Highwoods & St Johns Limited
Contract type name	GDS Contract
Purpose of contract	General
Contract start date	12/11/2007
Contract end date	

17/18 Contracted general activity (UDA)	29,084
Carry forward general activity (UDA)	-117
17/18 Contracted orthodontic activity (UOA)	0
Carry forward orthodontic activity (UOA)	0
Baseline contract value	£929,582.12

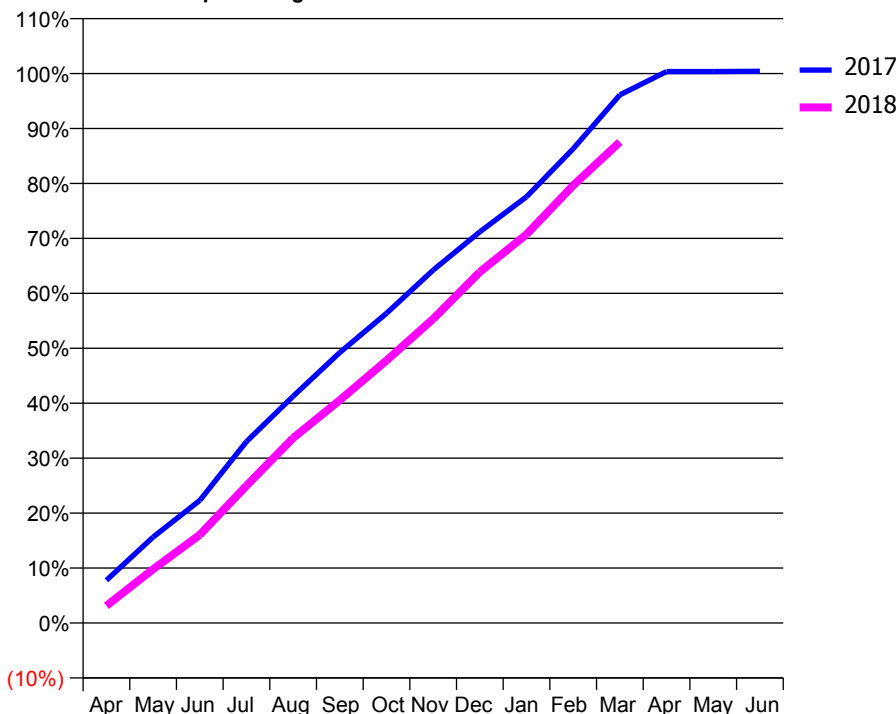
ACCESS*

Patients seen in 24 months	Total	Change since previous quarter
Quarter ending March 2017	10,073	
Quarter ending June 2017	10,053	→
Quarter ending September 2017	10,046	→
Quarter ending December 2017	10,070	→
Quarter ending March 2018	10,069	→
Variance since March 2017	(0.0%)	→



ACTIVITY

Cumulative percentage of contracted UDA delivered 2017 & 2018



Month	Adjusted Scheduled Activity (UDA)	
	2017	2018
April	2,264	915
May	4,549	2,848
June	6,489	4,669
July	9,603	7,266
August	12,004	9,789
September	14,315	11,794
October	16,391	13,894
November	18,679	16,094
December	20,707	18,582
January	22,560	20,568
February	25,098	23,163
March	27,951	25,460
April	29,187	
May	29,191	
June	29,201	

QUALITY

	Quantity	Base Number	Contract	AT	Region	England
% of FP17s for the same patient ID Re-attending within 3 months - Children	276	4,041	6.8%	10.3%	11.6%	11.9%
% of FP17s for the same patient ID Re-attending within 3 months - Adults	1,468	10,000	14.7%	14.7%	15.4%	16.0%
% of FP17s for the same patient ID Re-attending between 3 & 9 months - Children	2,312	4,041	57.2%	56.0%	59.4%	58.3%
% of FP17s for the same patient ID Re-attending between 3 & 9 months - Adults	4,913	10,000	49.1%	49.0%	51.3%	50.3%
% of FP17s for Band 1 Urgent Courses	1,479	13,421	11.0%	8.6%	8.0%	9.1%
% of FP17s Relating to Free Repair or Replacements	49	13,421	0.4%	0.7%	0.8%	0.8%
% of FP17s Relating to Continuations	31	13,421	0.2%	0.9%	1.0%	1.0%
% of Patients satisfied with the dentistry they have received	19	19	100.0%	91.2%	91.7%	91.5%
% of Patients satisfied with the time they had to wait for an appointment	19	19	100.0%	88.7%	88.3%	87.9%

* This is based on patients treated on this contract for their most recent course of treatment. Figures in italics indicate the base number of FP17s or Patient Questionnaire responses are less than 100. N/A is shown where the base number of responses is less than 10 during the period. % is calculated as Quantity/Base number*100

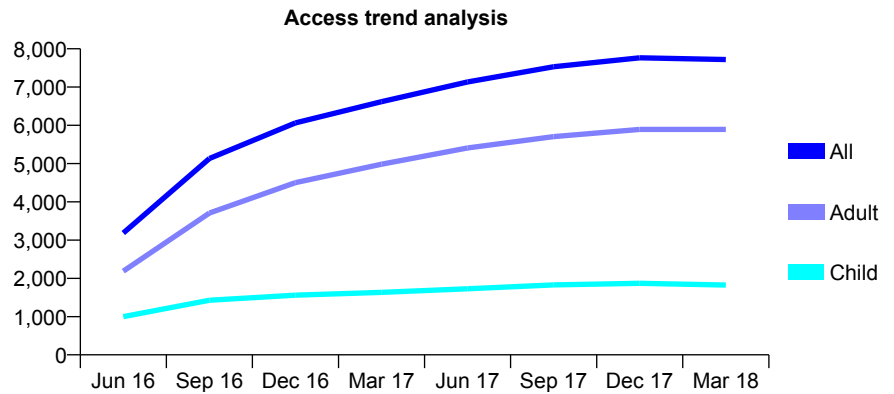
Q57 - Vital Signs At a Glance Contract Report for 131903/0001 - March 2018

Name or company name	Penhaligon Witham Partnership
Contract type name	GDS Contract
Purpose of contract	General
Contract start date	01/12/2015
Contract end date	

17/18 Contracted general activity (UDA)	19,500
Carry forward general activity (UDA)	-189
17/18 Contracted orthodontic activity (UOA)	0
Carry forward orthodontic activity (UOA)	0
Baseline contract value	£571,220.51

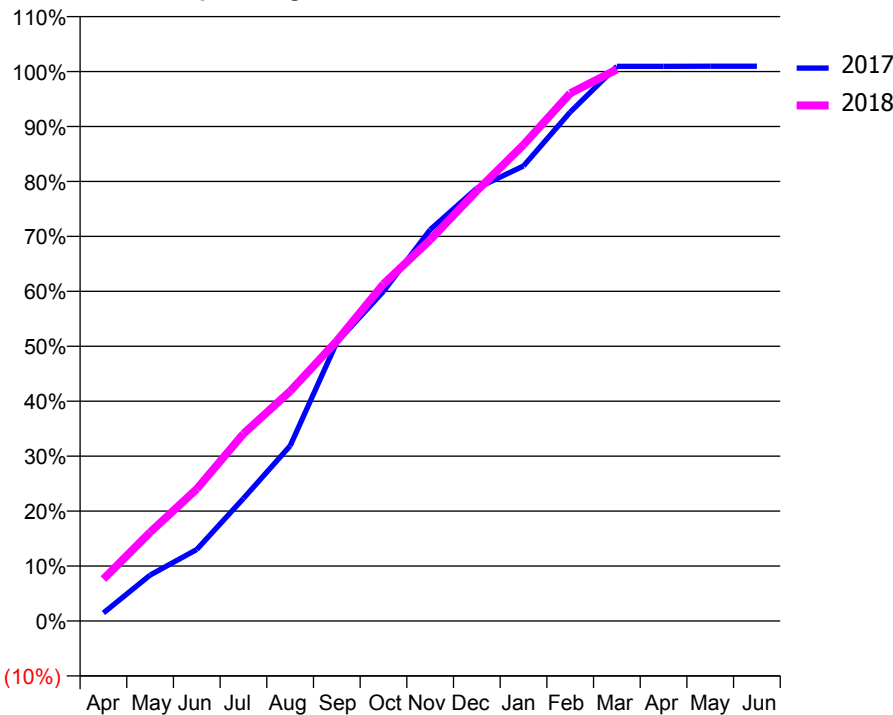
ACCESS*

Patients seen in 24 months	Total	Change since previous quarter
Quarter ending March 2017	6,617	
Quarter ending June 2017	7,134	↑
Quarter ending September 2017	7,531	↑
Quarter ending December 2017	7,763	↑
Quarter ending March 2018	7,719	→
Variance since March 2017	16.7%	↑



ACTIVITY

Cumulative percentage of contracted UDA delivered 2017 & 2018



Month	Adjusted Scheduled Activity (UDA)	
	2017	2018
April	285	1,486
May	1,629	3,151
June	2,537	4,685
July	4,352	6,647
August	6,217	8,154
September	9,893	9,939
October	11,699	11,961
November	13,888	13,528
December	15,359	15,269
January	16,146	16,901
February	18,062	18,727
March	19,681	19,573
April	19,682	
May	19,685	
June	19,689	

QUALITY

	Quantity	Base Number	Contract	AT	Region	England
% of FP17s for the same patient ID Re-attending within 3 months - Children	103	1,917	5.4%	10.3%	11.6%	11.9%
% of FP17s for the same patient ID Re-attending within 3 months - Adults	606	6,324	9.6%	14.7%	15.4%	16.0%
% of FP17s for the same patient ID Re-attending between 3 & 9 months - Children	399	1,917	20.8%	56.0%	59.4%	58.3%
% of FP17s for the same patient ID Re-attending between 3 & 9 months - Adults	1,675	6,324	26.5%	49.0%	51.3%	50.3%
% of FP17s for Band 1 Urgent Courses	635	8,237	7.7%	8.6%	8.0%	9.1%
% of FP17s Relating to Free Repair or Replacements	40	8,237	0.5%	0.7%	0.8%	0.8%
% of FP17s Relating to Continuations	13	8,237	0.2%	0.9%	1.0%	1.0%
% of Patients satisfied with the dentistry they have received	6	6	N/A	91.2%	91.7%	91.5%
% of Patients satisfied with the time they had to wait for an appointment	6	6	N/A	88.7%	88.3%	87.9%

* This is based on patients treated on this contract for their most recent course of treatment. Figures in italics indicate the base number of FP17s or Patient Questionnaire responses are less than 100. N/A is shown where the base number of responses is less than 10 during the period. % is calculated as Quantity/Base number*100

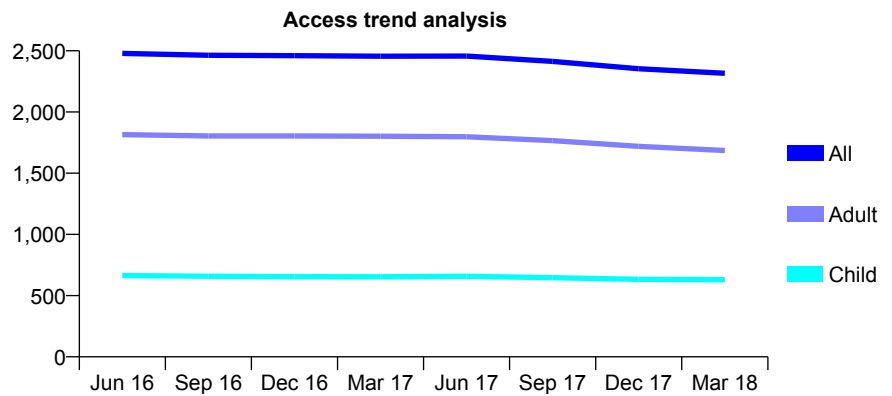
Q57 - Vital Signs At a Glance Contract Report for 133590/0001 - March 2018

Name or company name	Laindon Health Centre Dental Practice
Contract type name	GDS Contract
Purpose of contract	General
Contract start date	01/07/2006
Contract end date	

17/18 Contracted general activity (UDA)	7,926
Carry forward general activity (UDA)	-21
17/18 Contracted orthodontic activity (UOA)	0
Carry forward orthodontic activity (UOA)	0
Baseline contract value	£216,394.12

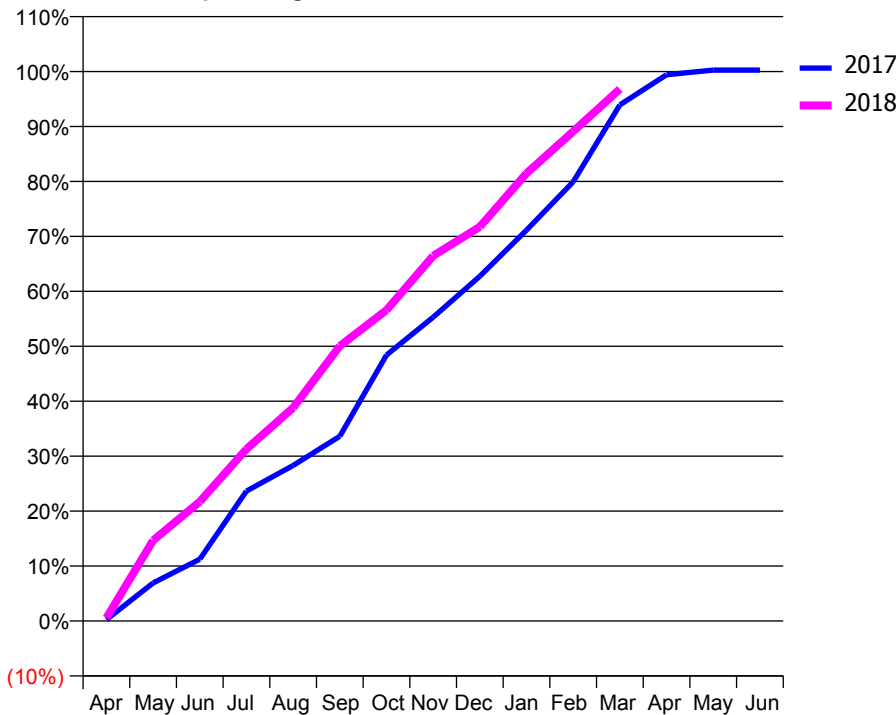
ACCESS*

Patients seen in 24 months	Total	Change since previous quarter
Quarter ending March 2017	2,456	
Quarter ending June 2017	2,457	→
Quarter ending September 2017	2,413	↓
Quarter ending December 2017	2,353	↓
Quarter ending March 2018	2,316	↓
Variance since March 2017	(5.7%)	↓



ACTIVITY

Cumulative percentage of contracted UDA delivered 2017 & 2018



Month	Adjusted Scheduled Activity (UDA)	
	2017	2018
April	20	45
May	550	1,164
June	892	1,722
July	1,874	2,481
August	2,244	3,076
September	2,664	3,966
October	3,837	4,484
November	4,382	5,268
December	4,973	5,686
January	5,639	6,457
February	6,336	7,061
March	7,444	7,674
April	7,879	
May	7,947	
June	7,947	

QUALITY

	Quantity	Base Number	Contract	AT	Region	England
% of FP17s for the same patient ID Re-attending within 3 months - Children	69	843	8.2%	10.3%	11.6%	11.9%
% of FP17s for the same patient ID Re-attending within 3 months - Adults	454	2,500	18.2%	14.7%	15.4%	16.0%
% of FP17s for the same patient ID Re-attending between 3 & 9 months - Children	456	843	54.1%	56.0%	59.4%	58.3%
% of FP17s for the same patient ID Re-attending between 3 & 9 months - Adults	1,461	2,500	58.4%	49.0%	51.3%	50.3%
% of FP17s for Band 1 Urgent Courses	275	3,158	8.7%	8.6%	8.0%	9.1%
% of FP17s Relating to Free Repair or Replacements	69	3,158	2.2%	0.7%	0.8%	0.8%
% of FP17s Relating to Continuations	39	3,158	1.2%	0.9%	1.0%	1.0%
% of Patients satisfied with the dentistry they have received	3	3	N/A	91.2%	91.7%	91.5%
% of Patients satisfied with the time they had to wait for an appointment	3	3	N/A	88.7%	88.3%	87.9%

* This is based on patients treated on this contract for their most recent course of treatment. Figures in italics indicate the base number of FP17s or Patient Questionnaire responses are less than 100. N/A is shown where the base number of responses is less than 10 during the period. % is calculated as Quantity/Base number*100

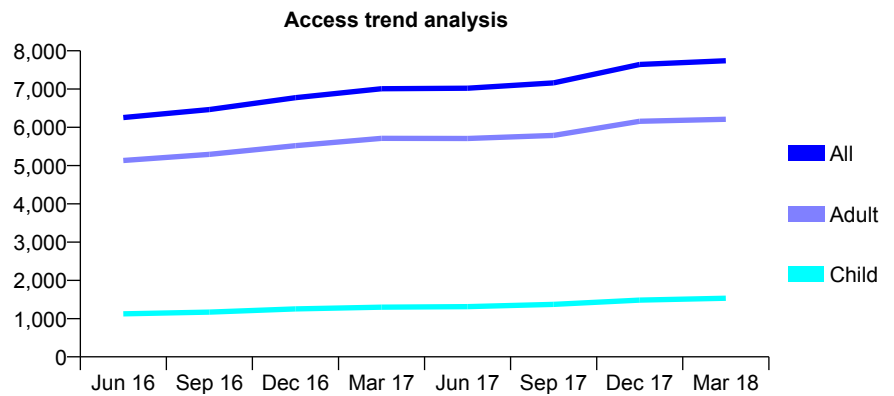
Q57 - Vital Signs At a Glance Contract Report for 133671/0001 - March 2018

Name or company name	One Step By Step Limited
Contract type name	GDS Contract
Purpose of contract	General
Contract start date	27/09/2010
Contract end date	

17/18 Contracted general activity (UDA)	15,202
Carry forward general activity (UDA)	-42
17/18 Contracted orthodontic activity (UOA)	0
Carry forward orthodontic activity (UOA)	0
Baseline contract value	£384,440.68

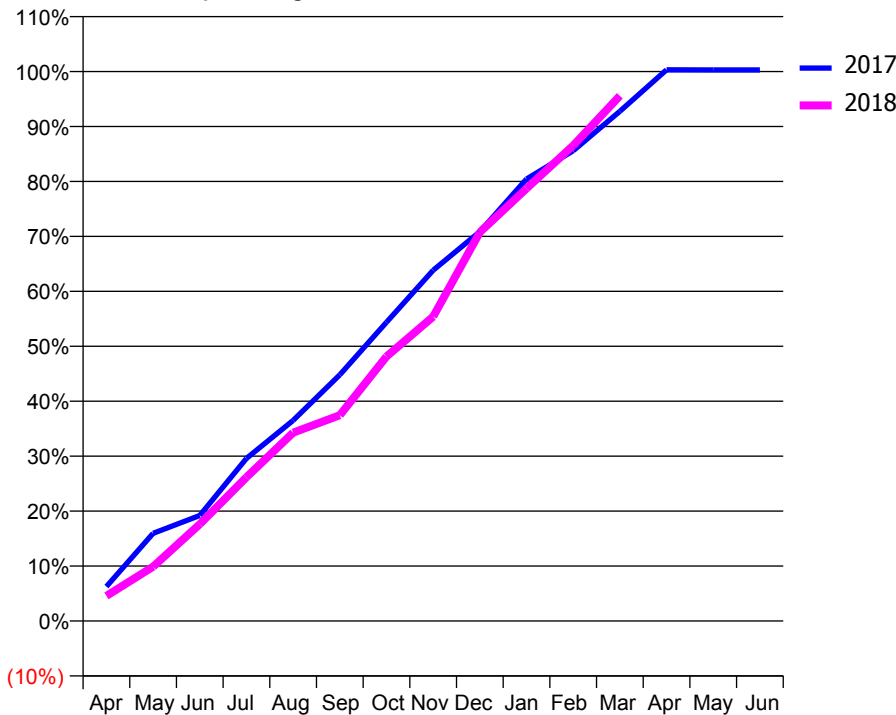
ACCESS*

Patients seen in 24 months	Total	Change since previous quarter
Quarter ending March 2017	7,010	
Quarter ending June 2017	7,021	→
Quarter ending September 2017	7,160	→
Quarter ending December 2017	7,643	↑
Quarter ending March 2018	7,741	→
Variance since March 2017	10.4%	↑



ACTIVITY

Cumulative percentage of contracted UDA delivered 2017 & 2018



Month	Adjusted Scheduled Activity (UDA)	
	2017	2018
April	954	696
May	2,427	1,504
June	2,919	2,678
July	4,500	3,979
August	5,551	5,210
September	6,811	5,695
October	8,266	7,317
November	9,704	8,420
December	10,770	10,757
January	12,227	11,964
February	13,009	13,152
March	14,101	14,529
April	15,247	
May	15,244	
June	15,244	

QUALITY

	Quantity	Base Number	Contract	AT	Region	England
% of FP17s for the same patient ID Re-attending within 3 months - Children	139	2,069	6.7%	10.3%	11.6%	11.9%
% of FP17s for the same patient ID Re-attending within 3 months - Adults	929	7,904	11.8%	14.7%	15.4%	16.0%
% of FP17s for the same patient ID Re-attending between 3 & 9 months - Children	939	2,069	45.4%	56.0%	59.4%	58.3%
% of FP17s for the same patient ID Re-attending between 3 & 9 months - Adults	4,052	7,904	51.3%	49.0%	51.3%	50.3%
% of FP17s for Band 1 Urgent Courses	874	8,303	10.5%	8.6%	8.0%	9.1%
% of FP17s Relating to Free Repair or Replacements	20	8,303	0.2%	0.7%	0.8%	0.8%
% of FP17s Relating to Continuations	4	8,303	0.0%	0.9%	1.0%	1.0%
% of Patients satisfied with the dentistry they have received	18	20	90.0%	91.2%	91.7%	91.5%
% of Patients satisfied with the time they had to wait for an appointment	17	20	85.0%	88.7%	88.3%	87.9%

* This is based on patients treated on this contract for their most recent course of treatment. Figures in italics indicate the base number of FP17s or Patient Questionnaire responses are less than 100. N/A is shown where the base number of responses is less than 10 during the period. % is calculated as Quantity/Base number*100

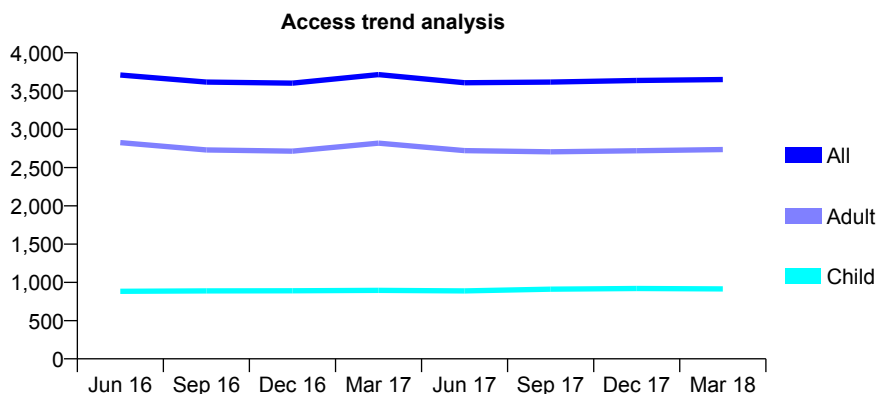
Q57 - Vital Signs At a Glance Contract Report for 134295/0008 - March 2018

Name or company name	The Benfleet Dental Centre
Contract type name	GDS Contract
Purpose of contract	General
Contract start date	01/06/2012
Contract end date	

17/18 Contracted general activity (UDA)	9,152
Carry forward general activity (UDA)	-76
17/18 Contracted orthodontic activity (UOA)	0
Carry forward orthodontic activity (UOA)	0
Baseline contract value	£241,271.19

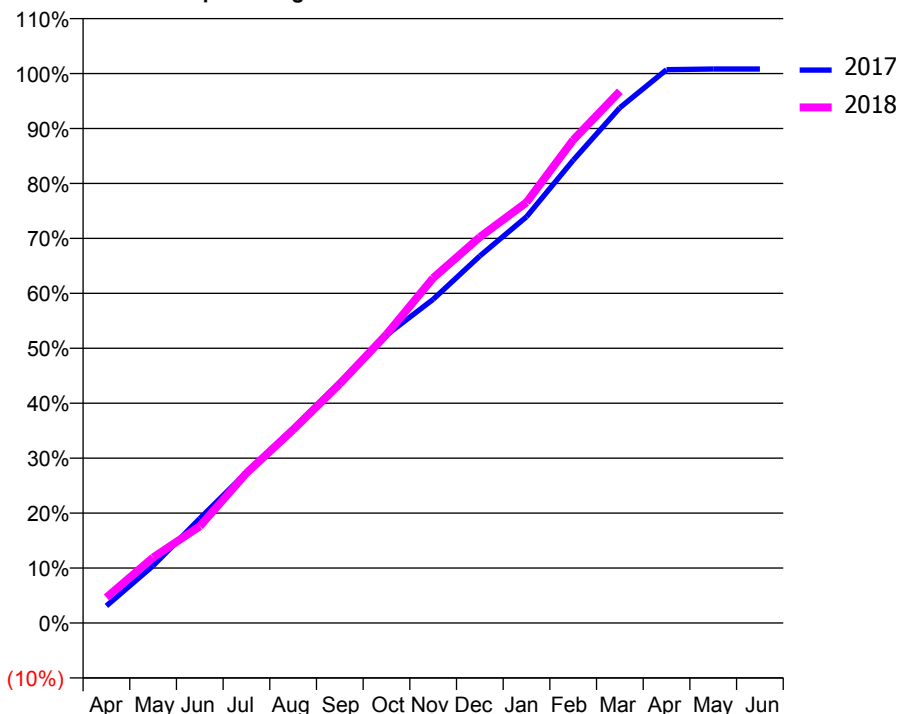
ACCESS*

Patients seen in 24 months	Total	Change since previous quarter
Quarter ending March 2017	3,715	
Quarter ending June 2017	3,609	↓
Quarter ending September 2017	3,617	→
Quarter ending December 2017	3,639	→
Quarter ending March 2018	3,651	→
Variance since March 2017	(1.7%)	↓



ACTIVITY

Cumulative percentage of contracted UDA delivered 2017 & 2018



Month	Adjusted Scheduled Activity (UDA)	
	2017	2018
April	286	426
May	954	1,093
June	1,740	1,612
July	2,509	2,497
August	3,241	3,219
September	4,009	3,984
October	4,795	4,807
November	5,391	5,747
December	6,113	6,428
January	6,767	7,006
February	7,708	8,046
March	8,584	8,857
April	9,216	
May	9,227	
June	9,228	

QUALITY

	Quantity	Base Number	Contract	AT	Region	England
% of FP17s for the same patient ID Re-attending within 3 months - Children	79	1,297	6.1%	10.3%	11.6%	11.9%
% of FP17s for the same patient ID Re-attending within 3 months - Adults	339	3,170	10.7%	14.7%	15.4%	16.0%
% of FP17s for the same patient ID Re-attending between 3 & 9 months - Children	630	1,297	48.6%	56.0%	59.4%	58.3%
% of FP17s for the same patient ID Re-attending between 3 & 9 months - Adults	1,511	3,170	47.7%	49.0%	51.3%	50.3%
% of FP17s for Band 1 Urgent Courses	345	4,222	8.2%	8.6%	8.0%	9.1%
% of FP17s Relating to Free Repair or Replacements	3	4,222	0.1%	0.7%	0.8%	0.8%
% of FP17s Relating to Continuations	3	4,222	0.1%	0.9%	1.0%	1.0%
% of Patients satisfied with the dentistry they have received	3	3	N/A	91.2%	91.7%	91.5%
% of Patients satisfied with the time they had to wait for an appointment	2	3	N/A	88.7%	88.3%	87.9%

* This is based on patients treated on this contract for their most recent course of treatment. Figures in italics indicate the base number of FP17s or Patient Questionnaire responses are less than 100. N/A is shown where the base number of responses is less than 10 during the period. % is calculated as Quantity/Base number*100

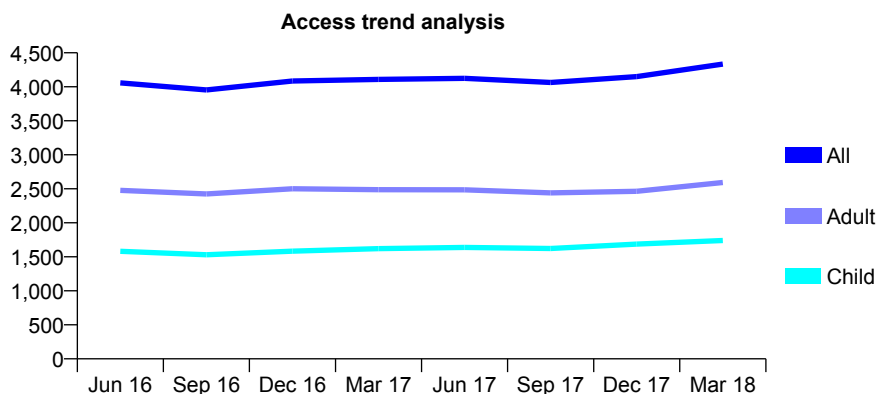
Q57 - Vital Signs At a Glance Contract Report for 134392/0001 - March 2018

Name or company name	Mr E. Harunani, Mr N. Harunani & Mr M. Ka
Contract type name	GDS Contract
Purpose of contract	General
Contract start date	02/10/2012
Contract end date	

17/18 Contracted general activity (UDA)	13,250
Carry forward general activity (UDA)	441
17/18 Contracted orthodontic activity (UOA)	0
Carry forward orthodontic activity (UOA)	0
Baseline contract value	£327,494.55

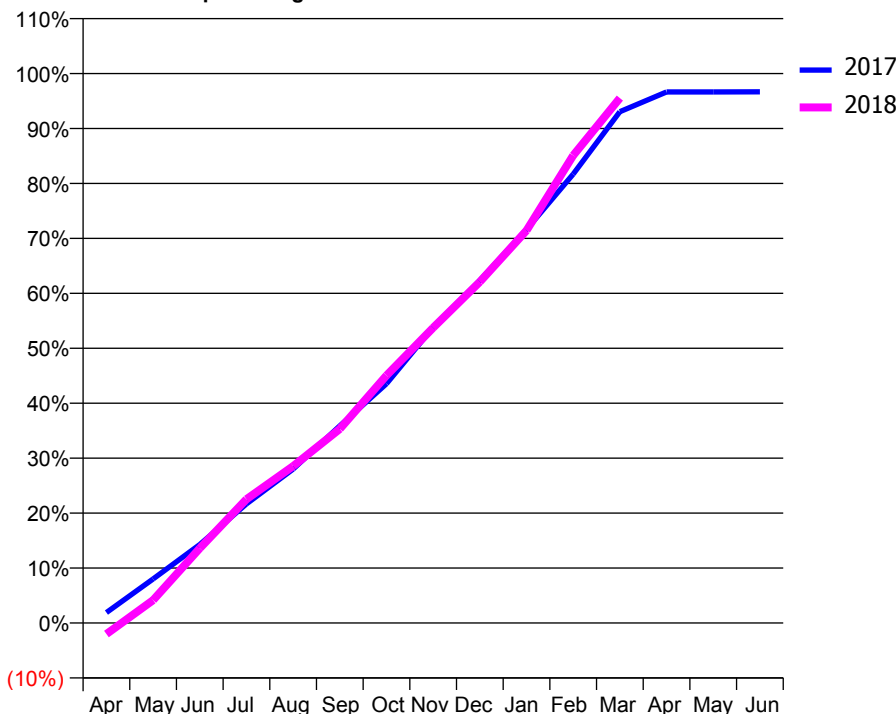
ACCESS*

Patients seen in 24 months	Total	Change since previous quarter
Quarter ending March 2017	4,108	
Quarter ending June 2017	4,125	→
Quarter ending September 2017	4,064	↓
Quarter ending December 2017	4,150	↑
Quarter ending March 2018	4,335	↑
Variance since March 2017	5.5%	↑



ACTIVITY

Cumulative percentage of contracted UDA delivered 2017 & 2018



Month	Adjusted Scheduled Activity (UDA)	
	2017	2018
April	253	-270
May	1,062	550
June	1,894	1,804
July	2,874	2,984
August	3,713	3,782
September	4,754	4,680
October	5,769	5,969
November	7,129	7,121
December	8,259	8,228
January	9,489	9,465
February	10,824	11,274
March	12,328	12,656
April	12,804	
May	12,806	
June	12,809	

QUALITY

	Quantity	Base Number	Contract	AT	Region	England
% of FP17s for the same patient ID Re-attending within 3 months - Children	150	1,958	7.7%	10.3%	11.6%	11.9%
% of FP17s for the same patient ID Re-attending within 3 months - Adults	393	2,686	14.6%	14.7%	15.4%	16.0%
% of FP17s for the same patient ID Re-attending between 3 & 9 months - Children	795	1,958	40.6%	56.0%	59.4%	58.3%
% of FP17s for the same patient ID Re-attending between 3 & 9 months - Adults	882	2,686	32.8%	49.0%	51.3%	50.3%
% of FP17s for Band 1 Urgent Courses	792	4,494	17.6%	8.6%	8.0%	9.1%
% of FP17s Relating to Free Repair or Replacements	16	4,494	0.4%	0.7%	0.8%	0.8%
% of FP17s Relating to Continuations	29	4,494	0.6%	0.9%	1.0%	1.0%
% of Patients satisfied with the dentistry they have received	2	2	N/A	91.2%	91.7%	91.5%
% of Patients satisfied with the time they had to wait for an appointment	2	2	N/A	88.7%	88.3%	87.9%

* This is based on patients treated on this contract for their most recent course of treatment. Figures in italics indicate the base number of FP17s or Patient Questionnaire responses are less than 100. N/A is shown where the base number of responses is less than 10 during the period. % is calculated as Quantity/Base number*100

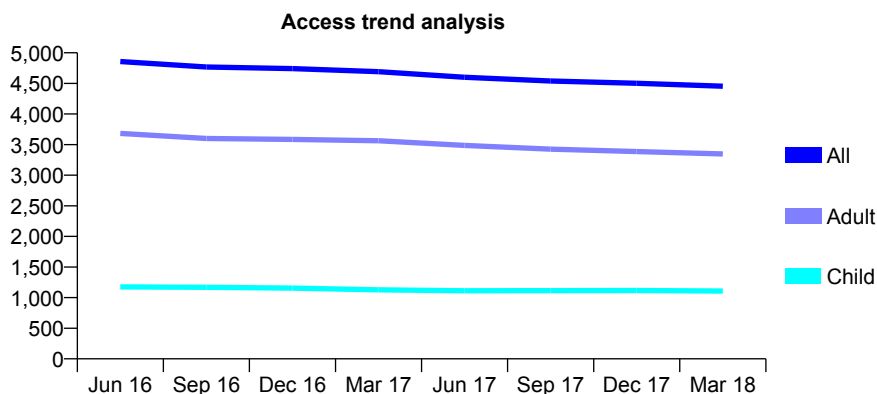
Q57 - Vital Signs At a Glance Contract Report for 136387/0004 - March 2018

Name or company name	Dr Allen
Contract type name	GDS Contract
Purpose of contract	General
Contract start date	01/10/2013
Contract end date	

17/18 Contracted general activity (UDA)	23,406
Carry forward general activity (UDA)	501
17/18 Contracted orthodontic activity (UOA)	0
Carry forward orthodontic activity (UOA)	0
Baseline contract value	£632,275.02

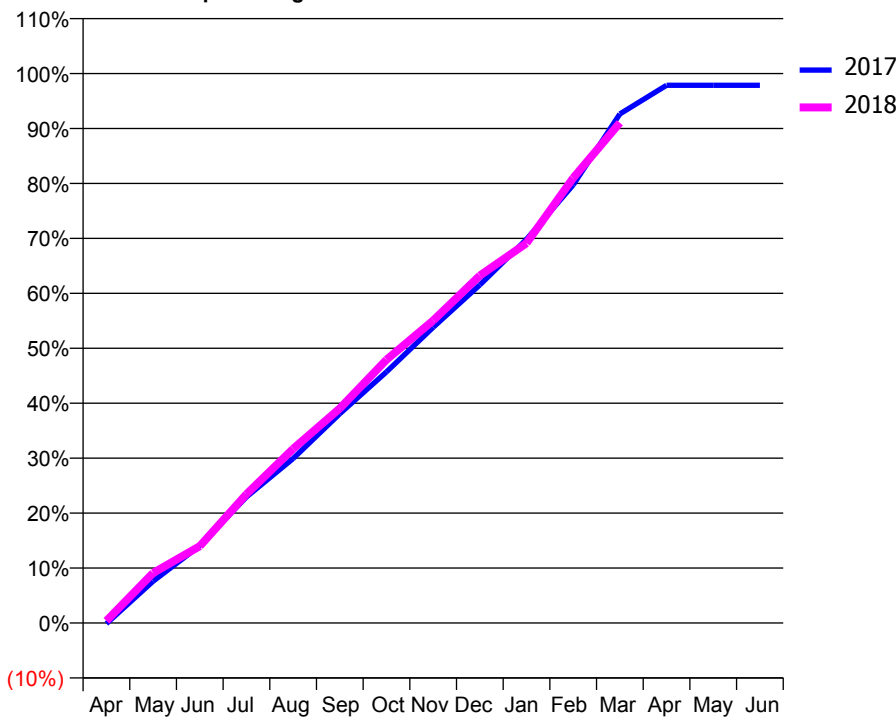
ACCESS*

Patients seen in 24 months	Total	Change since previous quarter
Quarter ending March 2017	4,691	
Quarter ending June 2017	4,600	↓
Quarter ending September 2017	4,540	↓
Quarter ending December 2017	4,502	→
Quarter ending March 2018	4,454	↓
Variance since March 2017	(5.1%)	↓



ACTIVITY

Cumulative percentage of contracted UDA delivered 2017 & 2018



Month	Adjusted Scheduled Activity (UDA)	
	2017	2018
April	-30	95
May	1,782	2,134
June	3,293	3,274
July	5,372	5,491
August	7,009	7,418
September	8,914	9,141
October	10,697	11,215
November	12,597	12,885
December	14,404	14,800
January	16,343	16,178
February	18,663	18,958
March	21,680	21,308
April	22,902	
May	22,905	
June	22,905	

QUALITY

	Quantity	Base Number	Contract	AT	Region	England
% of FP17s for the same patient ID Re-attending within 3 months - Children	97	1,429	6.8%	10.3%	11.6%	11.9%
% of FP17s for the same patient ID Re-attending within 3 months - Adults	600	3,936	15.2%	14.7%	15.4%	16.0%
% of FP17s for the same patient ID Re-attending between 3 & 9 months - Children	746	1,429	52.2%	56.0%	59.4%	58.3%
% of FP17s for the same patient ID Re-attending between 3 & 9 months - Adults	1,816	3,936	46.1%	49.0%	51.3%	50.3%
% of FP17s for Band 1 Urgent Courses	353	5,077	7.0%	8.6%	8.0%	9.1%
% of FP17s Relating to Free Repair or Replacements	2	5,077	0.0%	0.7%	0.8%	0.8%
% of FP17s Relating to Continuations	31	5,077	0.6%	0.9%	1.0%	1.0%
% of Patients satisfied with the dentistry they have received	18	20	90.0%	91.2%	91.7%	91.5%
% of Patients satisfied with the time they had to wait for an appointment	18	20	90.0%	88.7%	88.3%	87.9%

* This is based on patients treated on this contract for their most recent course of treatment. Figures in italics indicate the base number of FP17s or Patient Questionnaire responses are less than 100. N/A is shown where the base number of responses is less than 10 during the period. % is calculated as Quantity/Base number*100

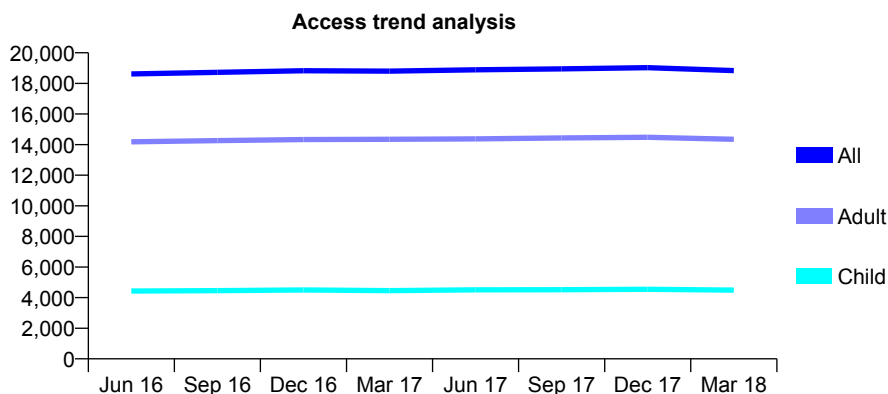
Q57 - Vital Signs At a Glance Contract Report for 136751/0001 - March 2018

Name or company name	Crowstone Dental Centre Limited
Contract type name	GDS Contract
Purpose of contract	General
Contract start date	01/08/2007
Contract end date	

17/18 Contracted general activity (UDA)	57,626
Carry forward general activity (UDA)	-1,040
17/18 Contracted orthodontic activity (UOA)	0
Carry forward orthodontic activity (UOA)	0
Baseline contract value	£1,720,308.33

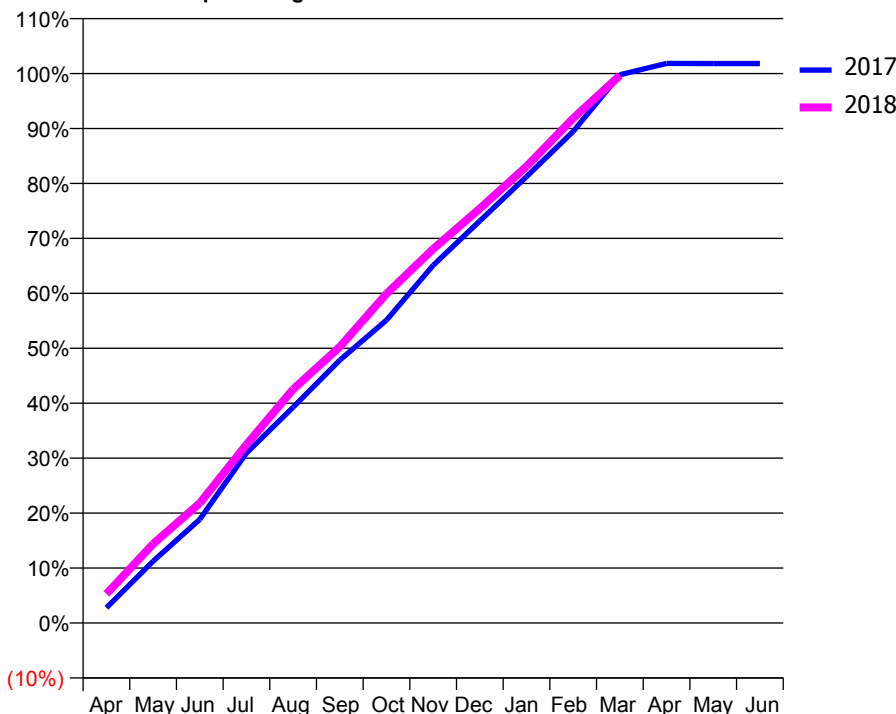
ACCESS*

Patients seen in 24 months	Total	Change since previous quarter
Quarter ending March 2017	18,805	
Quarter ending June 2017	18,888	→
Quarter ending September 2017	18,953	→
Quarter ending December 2017	19,024	→
Quarter ending March 2018	18,835	→
Variance since March 2017	0.2%	→



ACTIVITY

Cumulative percentage of contracted UDA delivered 2017 & 2018



Month	Adjusted Scheduled Activity (UDA)	
	2017	2018
April	1,601	3,061
May	6,480	8,303
June	10,879	12,576
July	17,821	18,716
August	22,633	24,527
September	27,563	28,971
October	31,762	34,527
November	37,514	39,239
December	42,167	43,475
January	46,809	47,886
February	51,551	52,931
March	57,499	57,420
April	58,680	
May	58,668	
June	58,666	

QUALITY

	Quantity	Base Number	Contract	AT	Region	England
% of FP17s for the same patient ID Re-attending within 3 months - Children	291	6,028	4.8%	10.3%	11.6%	11.9%
% of FP17s for the same patient ID Re-attending within 3 months - Adults	2,043	17,723	11.5%	14.7%	15.4%	16.0%
% of FP17s for the same patient ID Re-attending between 3 & 9 months - Children	3,342	6,028	55.4%	56.0%	59.4%	58.3%
% of FP17s for the same patient ID Re-attending between 3 & 9 months - Adults	8,919	17,723	50.3%	49.0%	51.3%	50.3%
% of FP17s for Band 1 Urgent Courses	1,599	23,286	6.9%	8.6%	8.0%	9.1%
% of FP17s Relating to Free Repair or Replacements	201	23,286	0.9%	0.7%	0.8%	0.8%
% of FP17s Relating to Continuations	60	23,286	0.3%	0.9%	1.0%	1.0%
% of Patients satisfied with the dentistry they have received	21	22	95.5%	91.2%	91.7%	91.5%
% of Patients satisfied with the time they had to wait for an appointment	17	22	77.3%	88.7%	88.3%	87.9%

* This is based on patients treated on this contract for their most recent course of treatment. Figures in italics indicate the base number of FP17s or Patient Questionnaire responses are less than 100. N/A is shown where the base number of responses is less than 10 during the period. % is calculated as Quantity/Base number*100

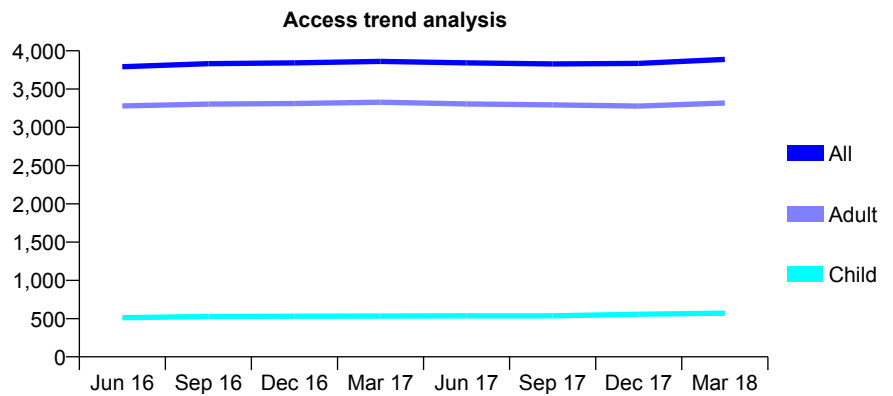
Q57 - Vital Signs At a Glance Contract Report for 137472/0001 - March 2018

Name or company name	Toothcare Limited
Contract type name	GDS Contract
Purpose of contract	General
Contract start date	01/08/2007
Contract end date	

17/18 Contracted general activity (UDA)	12,561
Carry forward general activity (UDA)	-68
17/18 Contracted orthodontic activity (UOA)	0
Carry forward orthodontic activity (UOA)	0
Baseline contract value	£286,290.48

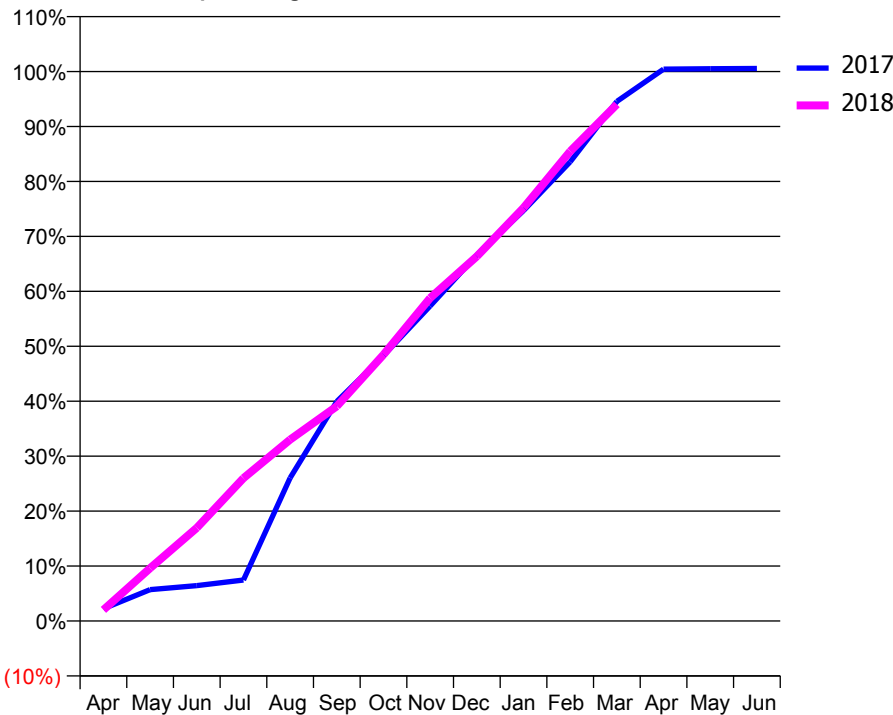
ACCESS*

Patients seen in 24 months	Total	Change since previous quarter
Quarter ending March 2017	3,861	
Quarter ending June 2017	3,842	→
Quarter ending September 2017	3,829	→
Quarter ending December 2017	3,835	→
Quarter ending March 2018	3,888	→
Variance since March 2017	0.7%	→



ACTIVITY

Cumulative percentage of contracted UDA delivered 2017 & 2018



Month	Adjusted Scheduled Activity (UDA)	
	2017	2018
April	283	254
May	718	1,209
June	810	2,130
July	936	3,266
August	3,272	4,147
September	5,020	4,910
October	6,067	6,089
November	7,200	7,385
December	8,366	8,336
January	9,381	9,446
February	10,495	10,738
March	11,878	11,810
April	12,615	
May	12,625	
June	12,629	

QUALITY

	Quantity	Base Number	Contract	AT	Region	England
% of FP17s for the same patient ID Re-attending within 3 months - Children	59	863	6.8%	10.3%	11.6%	11.9%
% of FP17s for the same patient ID Re-attending within 3 months - Adults	740	5,124	14.4%	14.7%	15.4%	16.0%
% of FP17s for the same patient ID Re-attending between 3 & 9 months - Children	542	863	62.8%	56.0%	59.4%	58.3%
% of FP17s for the same patient ID Re-attending between 3 & 9 months - Adults	3,265	5,124	63.7%	49.0%	51.3%	50.3%
% of FP17s for Band 1 Urgent Courses	475	5,667	8.4%	8.6%	8.0%	9.1%
% of FP17s Relating to Free Repair or Replacements	112	5,667	2.0%	0.7%	0.8%	0.8%
% of FP17s Relating to Continuations	107	5,667	1.9%	0.9%	1.0%	1.0%
% of Patients satisfied with the dentistry they have received	17	17	100.0%	91.2%	91.7%	91.5%
% of Patients satisfied with the time they had to wait for an appointment	17	17	100.0%	88.7%	88.3%	87.9%

* This is based on patients treated on this contract for their most recent course of treatment. Figures in italics indicate the base number of FP17s or Patient Questionnaire responses are less than 100. N/A is shown where the base number of responses is less than 10 during the period. % is calculated as Quantity/Base number*100

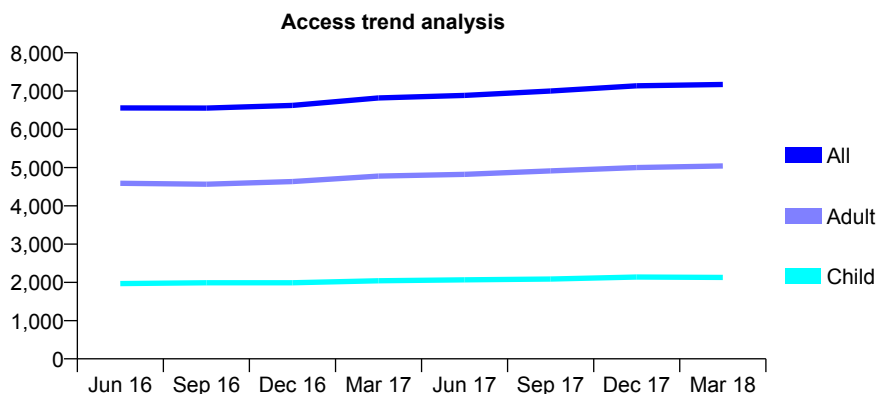
Q57 - Vital Signs At a Glance Contract Report for 138789/0001 - March 2018

Name or company name	Mr S B Radia & Mr P Vaid
Contract type name	GDS Contract
Purpose of contract	General
Contract start date	01/10/2008
Contract end date	

17/18 Contracted general activity (UDA)	25,465
Carry forward general activity (UDA)	1,012
17/18 Contracted orthodontic activity (UOA)	0
Carry forward orthodontic activity (UOA)	0
Baseline contract value	£754,873.09

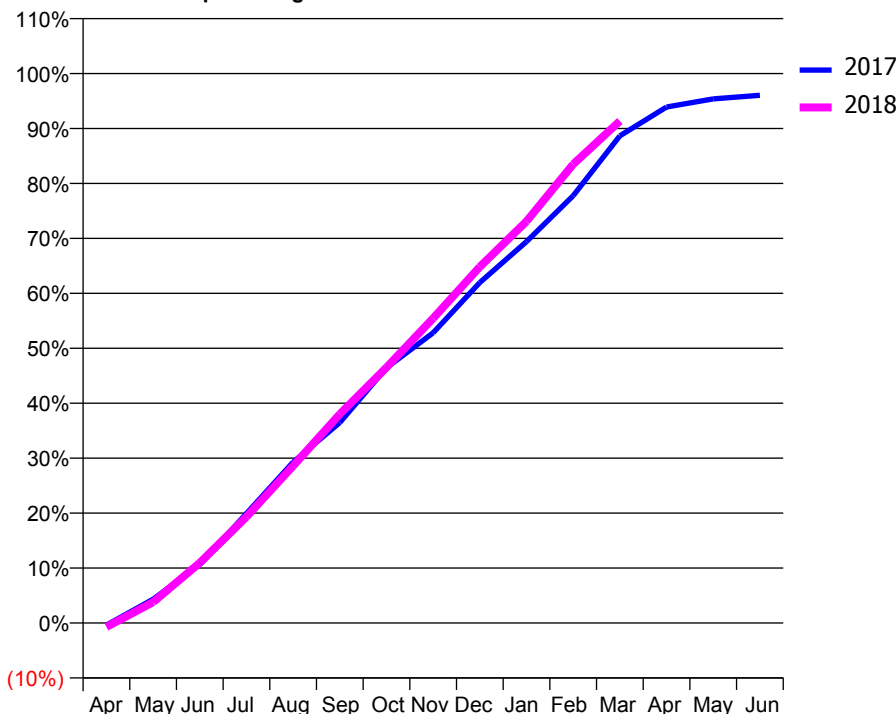
ACCESS*

Patients seen in 24 months	Total	Change since previous quarter
Quarter ending March 2017	6,819	
Quarter ending June 2017	6,888	→
Quarter ending September 2017	7,002	→
Quarter ending December 2017	7,138	→
Quarter ending March 2018	7,171	→
Variance since March 2017	5.2%	↑



ACTIVITY

Cumulative percentage of contracted UDA delivered 2017 & 2018



Month	Adjusted Scheduled Activity (UDA)	
	2017	2018
April	-100	-191
May	1,105	970
June	2,713	2,792
July	5,077	4,921
August	7,455	7,282
September	9,289	9,683
October	11,823	11,846
November	13,450	14,125
December	15,779	16,512
January	17,675	18,617
February	19,802	21,259
March	22,578	23,264
April	23,912	
May	24,291	
June	24,453	

QUALITY

	Quantity	Base Number	Contract	AT	Region	England
% of FP17s for the same patient ID Re-attending within 3 months - Children	344	3,105	11.1%	10.3%	11.6%	11.9%
% of FP17s for the same patient ID Re-attending within 3 months - Adults	859	6,378	13.5%	14.7%	15.4%	16.0%
% of FP17s for the same patient ID Re-attending between 3 & 9 months - Children	1,630	3,105	52.5%	56.0%	59.4%	58.3%
% of FP17s for the same patient ID Re-attending between 3 & 9 months - Adults	3,041	6,378	47.7%	49.0%	51.3%	50.3%
% of FP17s for Band 1 Urgent Courses	580	8,941	6.5%	8.6%	8.0%	9.1%
% of FP17s Relating to Free Repair or Replacements	74	8,941	0.8%	0.7%	0.8%	0.8%
% of FP17s Relating to Continuations	26	8,941	0.3%	0.9%	1.0%	1.0%
% of Patients satisfied with the dentistry they have received	5	6	N/A	91.2%	91.7%	91.5%
% of Patients satisfied with the time they had to wait for an appointment	5	6	N/A	88.7%	88.3%	87.9%

* This is based on patients treated on this contract for their most recent course of treatment. Figures in italics indicate the base number of FP17s or Patient Questionnaire responses are less than 100. N/A is shown where the base number of responses is less than 10 during the period. % is calculated as Quantity/Base number*100

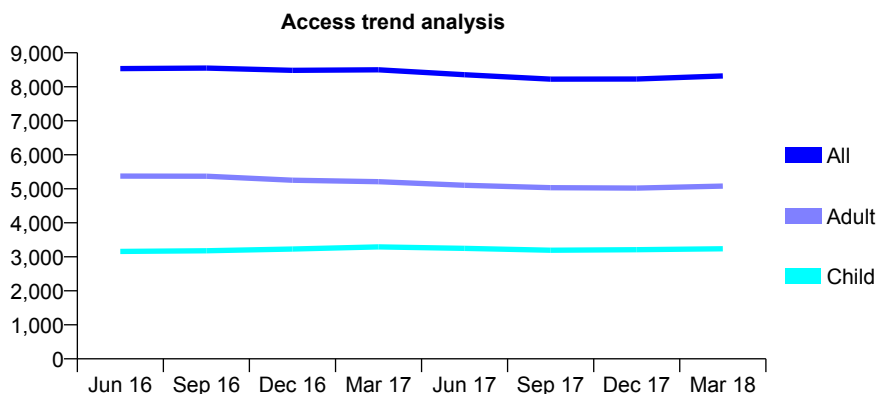
Q57 - Vital Signs At a Glance Contract Report for 139602/0001 - March 2018

Name or company name	Mr P D S N Datta
Contract type name	GDS Contract
Purpose of contract	General
Contract start date	01/04/2014
Contract end date	

17/18 Contracted general activity (UDA)	19,930
Carry forward general activity (UDA)	-31
17/18 Contracted orthodontic activity (UOA)	0
Carry forward orthodontic activity (UOA)	0
Baseline contract value	£473,232.89

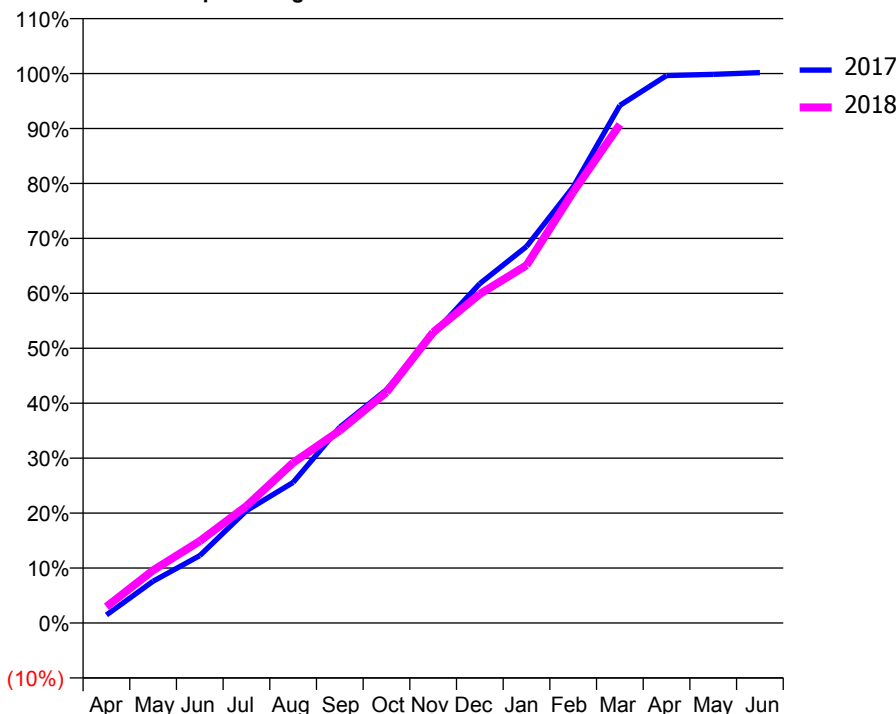
ACCESS*

Patients seen in 24 months	Total	Change since previous quarter
Quarter ending March 2017	8,501	
Quarter ending June 2017	8,353	↓
Quarter ending September 2017	8,227	↓
Quarter ending December 2017	8,229	→
Quarter ending March 2018	8,318	→
Variance since March 2017	(2.2%)	↓



ACTIVITY

Cumulative percentage of contracted UDA delivered 2017 & 2018



Month	Adjusted Scheduled Activity (UDA)	
	2017	2018
April	293	593
May	1,514	1,910
June	2,445	2,974
July	4,077	4,245
August	5,098	5,816
September	7,102	6,979
October	8,463	8,367
November	10,481	10,546
December	12,313	11,934
January	13,656	12,974
February	15,819	15,632
March	18,773	18,081
April	19,857	
May	19,899	
June	19,961	

QUALITY

	Quantity	Base Number	Contract	AT	Region	England
% of FP17s for the same patient ID Re-attending within 3 months - Children	241	3,336	7.2%	10.3%	11.6%	11.9%
% of FP17s for the same patient ID Re-attending within 3 months - Adults	837	5,148	16.3%	14.7%	15.4%	16.0%
% of FP17s for the same patient ID Re-attending between 3 & 9 months - Children	1,127	3,336	33.8%	56.0%	59.4%	58.3%
% of FP17s for the same patient ID Re-attending between 3 & 9 months - Adults	1,645	5,148	32.0%	49.0%	51.3%	50.3%
% of FP17s for Band 1 Urgent Courses	592	7,047	8.4%	8.6%	8.0%	9.1%
% of FP17s Relating to Free Repair or Replacements	32	7,047	0.5%	0.7%	0.8%	0.8%
% of FP17s Relating to Continuations	80	7,047	1.1%	0.9%	1.0%	1.0%
% of Patients satisfied with the dentistry they have received	8	9	N/A	91.2%	91.7%	91.5%
% of Patients satisfied with the time they had to wait for an appointment	8	9	N/A	88.7%	88.3%	87.9%

* This is based on patients treated on this contract for their most recent course of treatment. Figures in italics indicate the base number of FP17s or Patient Questionnaire responses are less than 100. N/A is shown where the base number of responses is less than 10 during the period. % is calculated as Quantity/Base number*100

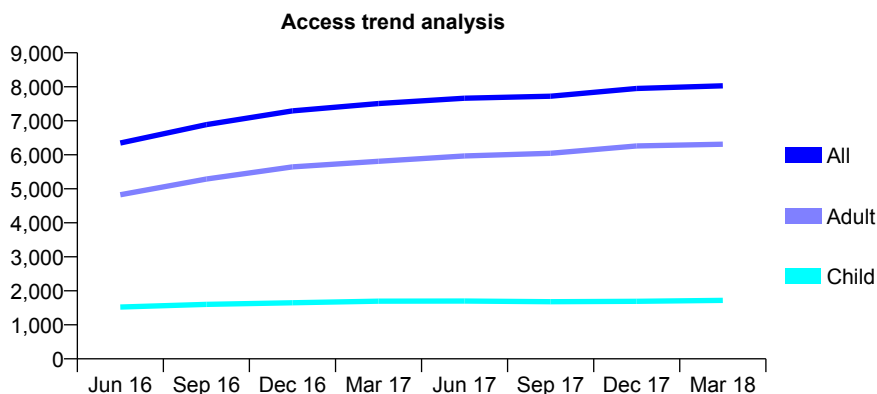
Q57 - Vital Signs At a Glance Contract Report for 139742/0001 - March 2018

Name or company name	Apex Dental Care Ltd
Contract type name	Pilot Contract
Purpose of contract	General
Contract start date	01/01/2015
Contract end date	

17/18 Contracted general activity (UDA)	26,597
Carry forward general activity (UDA)	0
17/18 Contracted orthodontic activity (UOA)	0
Carry forward orthodontic activity (UOA)	0
Baseline contract value	£735,641.49

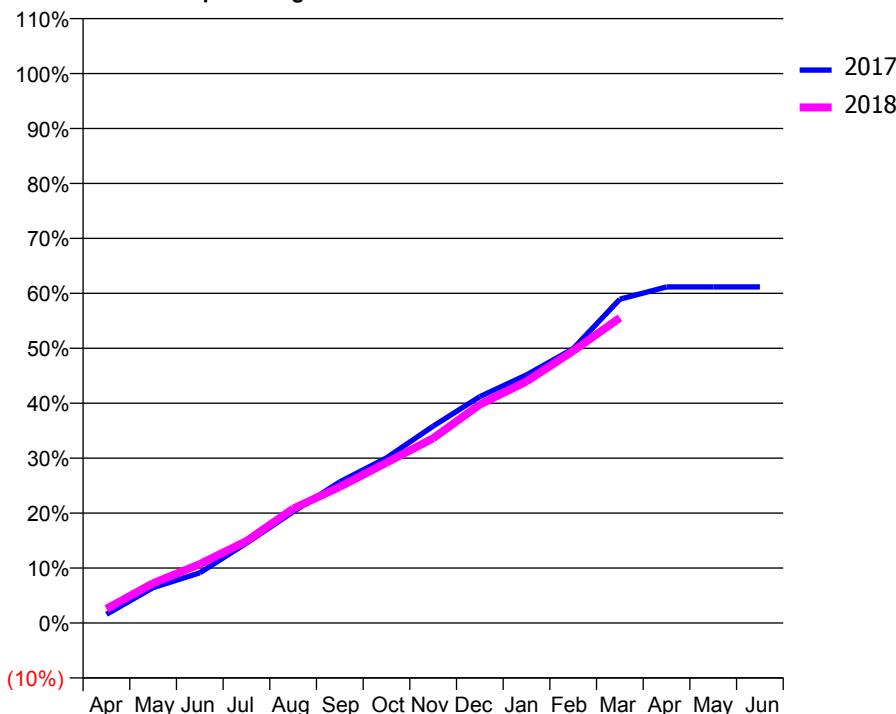
ACCESS*

Patients seen in 24 months	Total	Change since previous quarter
Quarter ending March 2017	7,506	
Quarter ending June 2017	7,665	↑
Quarter ending September 2017	7,725	→
Quarter ending December 2017	7,951	↑
Quarter ending March 2018	8,029	→
Variance since March 2017	7.0%	↑



ACTIVITY

Cumulative percentage of contracted UDA delivered 2017 & 2018



Month	Adjusted Scheduled Activity (UDA)	
	2017	2018
April	420	686
May	1,712	1,929
June	2,433	2,847
July	3,871	3,963
August	5,389	5,537
September	6,829	6,593
October	7,995	7,761
November	9,529	8,944
December	10,957	10,575
January	12,010	11,689
February	13,277	13,168
March	15,674	14,769
April	16,268	
May	16,268	
June	16,268	

QUALITY

	Quantity	Base Number	Contract	AT	Region	England
% of FP17s for the same patient ID Re-attending within 3 months - Children	107	2,000	5.4%	10.3%	11.6%	11.9%
% of FP17s for the same patient ID Re-attending within 3 months - Adults	1,013	6,791	14.9%	14.7%	15.4%	16.0%
% of FP17s for the same patient ID Re-attending between 3 & 9 months - Children	840	2,000	42.0%	56.0%	59.4%	58.3%
% of FP17s for the same patient ID Re-attending between 3 & 9 months - Adults	2,288	6,791	33.7%	49.0%	51.3%	50.3%
% of FP17s for Band 1 Urgent Courses	966	8,440	11.4%	8.6%	8.0%	9.1%
% of FP17s Relating to Free Repair or Replacements	13	8,440	0.2%	0.7%	0.8%	0.8%
% of FP17s Relating to Continuations	118	8,440	1.4%	0.9%	1.0%	1.0%
% of Patients satisfied with the dentistry they have received	6	7	N/A	91.2%	91.7%	91.5%
% of Patients satisfied with the time they had to wait for an appointment	6	7	N/A	88.7%	88.3%	87.9%

* This is based on patients treated on this contract for their most recent course of treatment. Figures in italics indicate the base number of FP17s or Patient Questionnaire responses are less than 100. N/A is shown where the base number of responses is less than 10 during the period. % is calculated as Quantity/Base number*100

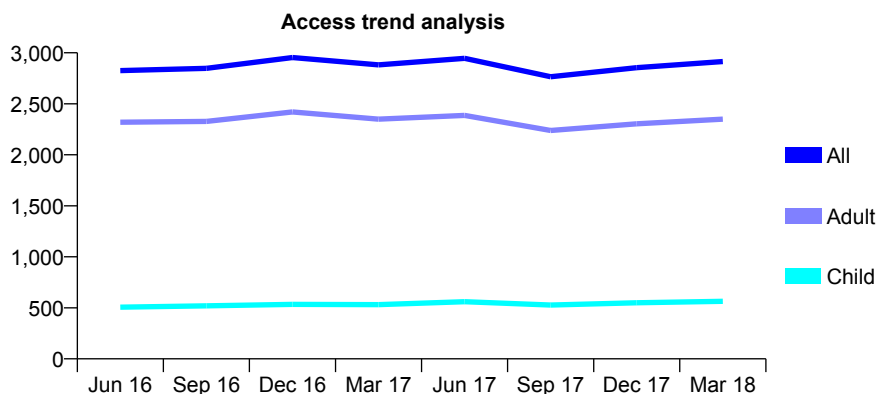
Q57 - Vital Signs At a Glance Contract Report for 140171/0001 - March 2018

Name or company name	The Toothplace Dental Surgery Limited
Contract type name	GDS Contract
Purpose of contract	General
Contract start date	01/12/2010
Contract end date	

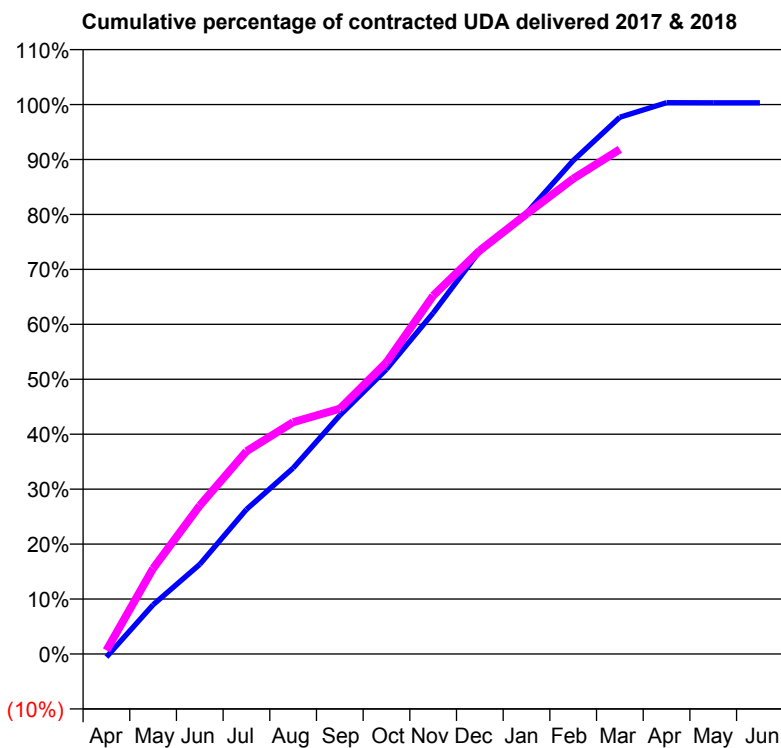
17/18 Contracted general activity (UDA)	12,114
Carry forward general activity (UDA)	-36
17/18 Contracted orthodontic activity (UOA)	0
Carry forward orthodontic activity (UOA)	0
Baseline contract value	£381,094.31

ACCESS*

Patients seen in 24 months	Total	Change since previous quarter
Quarter ending March 2017	2,882	
Quarter ending June 2017	2,946	↑
Quarter ending September 2017	2,765	↓
Quarter ending December 2017	2,854	↑
Quarter ending March 2018	2,914	↑
Variance since March 2017	1.1%	→



ACTIVITY



Month	Adjusted Scheduled Activity (UDA)	
	2017	2018
April	-69	80
May	1,087	1,887
June	1,978	3,274
July	3,189	4,470
August	4,100	5,112
September	5,260	5,409
October	6,278	6,429
November	7,518	7,899
December	8,887	8,898
January	9,724	9,698
February	10,879	10,477
March	11,835	11,126
April	12,153	
May	12,152	
June	12,150	

QUALITY

	Quantity	Base Number	Contract	AT	Region	England
% of FP17s for the same patient ID Re-attending within 3 months - Children	54	816	6.6%	10.3%	11.6%	11.9%
% of FP17s for the same patient ID Re-attending within 3 months - Adults	496	3,467	14.3%	14.7%	15.4%	16.0%
% of FP17s for the same patient ID Re-attending between 3 & 9 months - Children	444	816	54.4%	56.0%	59.4%	58.3%
% of FP17s for the same patient ID Re-attending between 3 & 9 months - Adults	1,838	3,467	53.0%	49.0%	51.3%	50.3%
% of FP17s for Band 1 Urgent Courses	239	4,065	5.9%	8.6%	8.0%	9.1%
% of FP17s Relating to Free Repair or Replacements	26	4,065	0.6%	0.7%	0.8%	0.8%
% of FP17s Relating to Continuations	9	4,065	0.2%	0.9%	1.0%	1.0%
% of Patients satisfied with the dentistry they have received	5	8	N/A	91.2%	91.7%	91.5%
% of Patients satisfied with the time they had to wait for an appointment	8	8	N/A	88.7%	88.3%	87.9%

* This is based on patients treated on this contract for their most recent course of treatment. Figures in italics indicate the base number of FP17s or Patient Questionnaire responses are less than 100. N/A is shown where the base number of responses is less than 10 during the period. % is calculated as Quantity/Base number*100

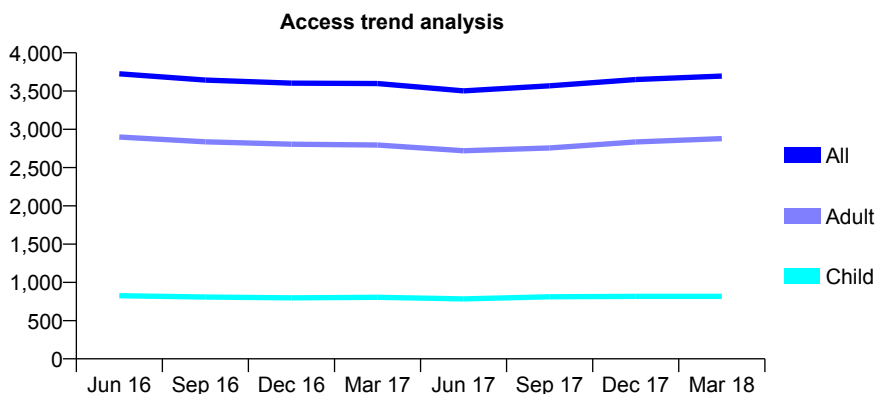
Q57 - Vital Signs At a Glance Contract Report for 142751/0001 - March 2018

Name or company name	Market Square Dental Practice
Contract type name	GDS Contract
Purpose of contract	General
Contract start date	01/09/2010
Contract end date	

17/18 Contracted general activity (UDA)	10,968
Carry forward general activity (UDA)	82
17/18 Contracted orthodontic activity (UOA)	0
Carry forward orthodontic activity (UOA)	0
Baseline contract value	£295,342.02

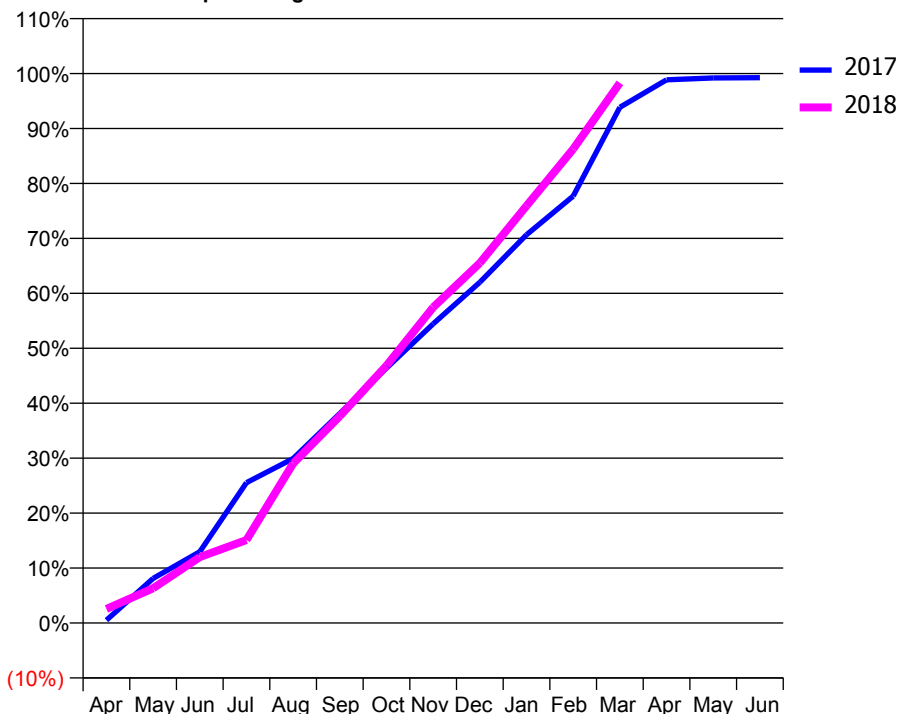
ACCESS*

Patients seen in 24 months	Total	Change since previous quarter
Quarter ending March 2017	3,598	
Quarter ending June 2017	3,503	↓
Quarter ending September 2017	3,568	→
Quarter ending December 2017	3,650	↑
Quarter ending March 2018	3,696	→
Variance since March 2017	2.7%	↑



ACTIVITY

Cumulative percentage of contracted UDA delivered 2017 & 2018



Month	Adjusted Scheduled Activity (UDA)	
	2017	2018
April	56	281
May	890	694
June	1,423	1,317
July	2,801	1,657
August	3,282	3,186
September	4,184	4,130
October	5,088	5,139
November	5,972	6,302
December	6,800	7,186
January	7,749	8,327
February	8,520	9,460
March	10,294	10,780
April	10,843	
May	10,880	
June	10,886	

QUALITY

	Quantity	Base Number	Contract	AT	Region	England
% of FP17s for the same patient ID Re-attending within 3 months - Children	55	1,015	5.4%	10.3%	11.6%	11.9%
% of FP17s for the same patient ID Re-attending within 3 months - Adults	351	3,218	10.9%	14.7%	15.4%	16.0%
% of FP17s for the same patient ID Re-attending between 3 & 9 months - Children	460	1,015	45.3%	56.0%	59.4%	58.3%
% of FP17s for the same patient ID Re-attending between 3 & 9 months - Adults	1,361	3,218	42.3%	49.0%	51.3%	50.3%
% of FP17s for Band 1 Urgent Courses	179	4,057	4.4%	8.6%	8.0%	9.1%
% of FP17s Relating to Free Repair or Replacements	28	4,057	0.7%	0.7%	0.8%	0.8%
% of FP17s Relating to Continuations	28	4,057	0.7%	0.9%	1.0%	1.0%
% of Patients satisfied with the dentistry they have received	3	3	N/A	91.2%	91.7%	91.5%
% of Patients satisfied with the time they had to wait for an appointment	3	3	N/A	88.7%	88.3%	87.9%

* This is based on patients treated on this contract for their most recent course of treatment. Figures in italics indicate the base number of FP17s or Patient Questionnaire responses are less than 100. N/A is shown where the base number of responses is less than 10 during the period. % is calculated as Quantity/Base number*100

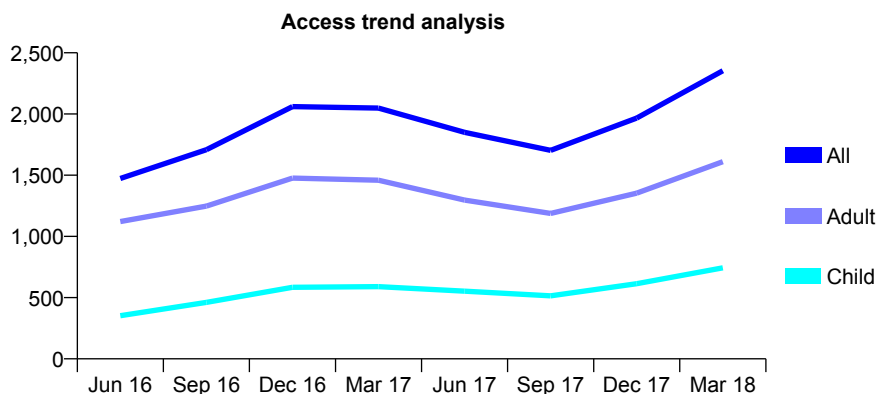
Q57 - Vital Signs At a Glance Contract Report for 143936/0001 - March 2018

Name or company name	Kangi Surgery Ltd
Contract type name	GDS Contract
Purpose of contract	General
Contract start date	01/04/2011
Contract end date	

17/18 Contracted general activity (UDA)	4,813
Carry forward general activity (UDA)	-5
17/18 Contracted orthodontic activity (UOA)	0
Carry forward orthodontic activity (UOA)	0
Baseline contract value	£116,580.25

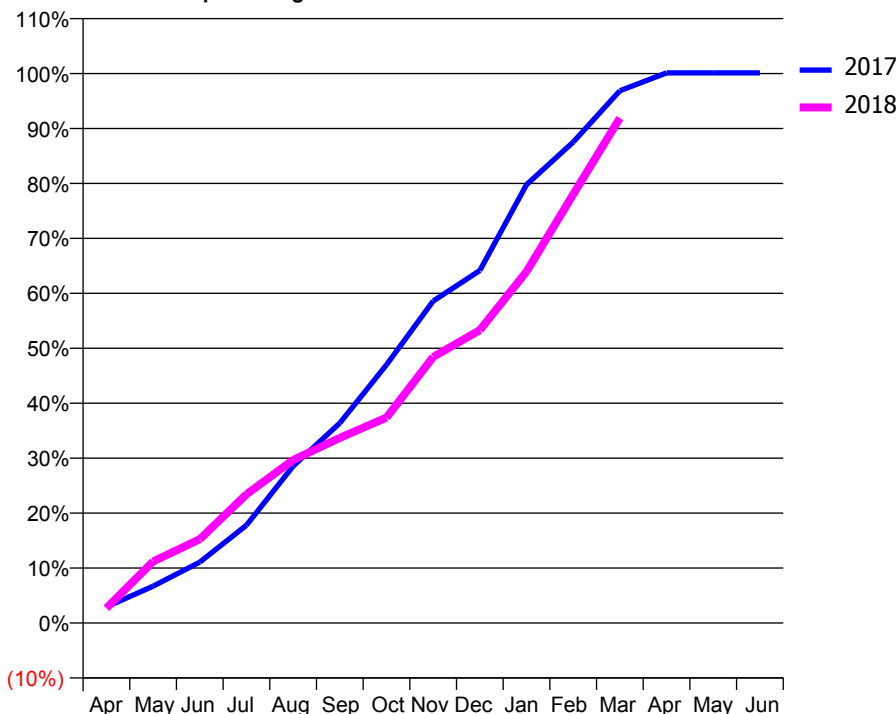
ACCESS*

Patients seen in 24 months	Total	Change since previous quarter
Quarter ending March 2017	2,049	
Quarter ending June 2017	1,850	↓
Quarter ending September 2017	1,703	↓
Quarter ending December 2017	1,967	↑
Quarter ending March 2018	2,354	↑
Variance since March 2017	14.9%	↑



ACTIVITY

Cumulative percentage of contracted UDA delivered 2017 & 2018



Month	Adjusted Scheduled Activity (UDA)	
	2017	2018
April	141	130
May	323	540
June	533	735
July	856	1,127
August	1,374	1,428
September	1,751	1,621
October	2,262	1,800
November	2,820	2,331
December	3,088	2,566
January	3,839	3,078
February	4,212	3,755
March	4,662	4,422
April	4,818	
May	4,818	
June	4,818	

QUALITY

	Quantity	Base Number	Contract	AT	Region	England
% of FP17s for the same patient ID Re-attending within 3 months - Children	23	933	2.5%	10.3%	11.6%	11.9%
% of FP17s for the same patient ID Re-attending within 3 months - Adults	55	1,705	3.2%	14.7%	15.4%	16.0%
% of FP17s for the same patient ID Re-attending between 3 & 9 months - Children	202	933	21.7%	56.0%	59.4%	58.3%
% of FP17s for the same patient ID Re-attending between 3 & 9 months - Adults	312	1,705	18.3%	49.0%	51.3%	50.3%
% of FP17s for Band 1 Urgent Courses	131	2,547	5.1%	8.6%	8.0%	9.1%
% of FP17s Relating to Free Repair or Replacements	3	2,547	0.1%	0.7%	0.8%	0.8%
% of FP17s Relating to Continuations	3	2,547	0.1%	0.9%	1.0%	1.0%
% of Patients satisfied with the dentistry they have received	8	10	80.0%	91.2%	91.7%	91.5%
% of Patients satisfied with the time they had to wait for an appointment	9	10	90.0%	88.7%	88.3%	87.9%

* This is based on patients treated on this contract for their most recent course of treatment. Figures in italics indicate the base number of FP17s or Patient Questionnaire responses are less than 100. N/A is shown where the base number of responses is less than 10 during the period. % is calculated as Quantity/Base number*100

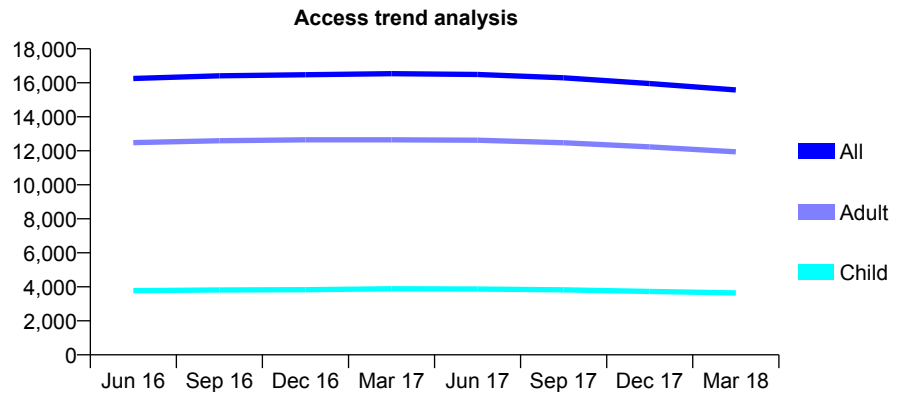
Q57 - Vital Signs At a Glance Contract Report for 145394/0001 - March 2018

Name or company name	Ongar Road Dental Practice
Contract type name	GDS Contract
Purpose of contract	General
Contract start date	01/04/2006
Contract end date	

17/18 Contracted general activity (UDA)	43,259
Carry forward general activity (UDA)	-2
17/18 Contracted orthodontic activity (UOA)	0
Carry forward orthodontic activity (UOA)	0
Baseline contract value	£1,077,979.54

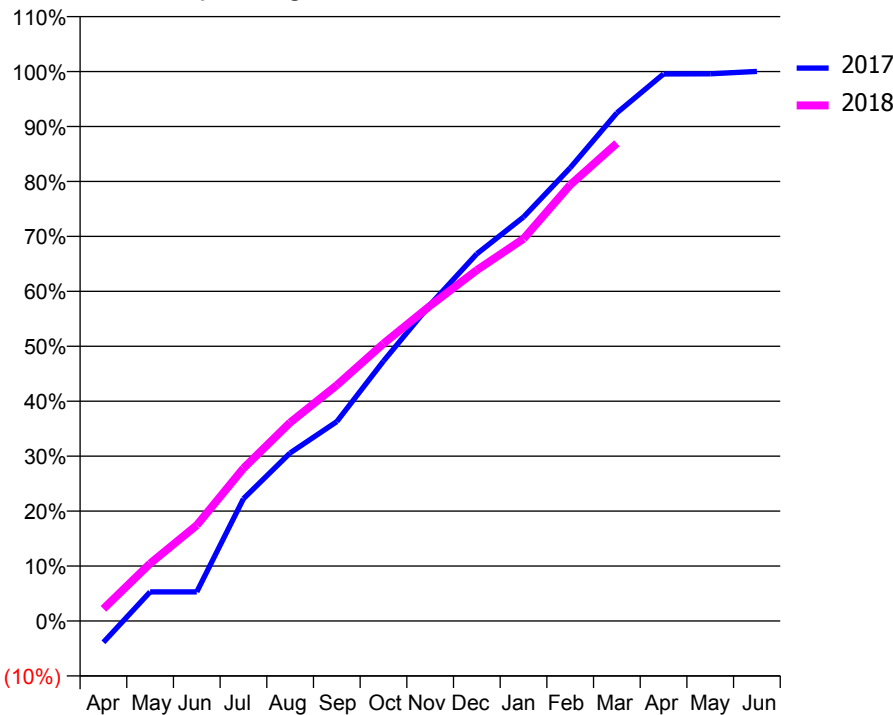
ACCESS*

Patients seen in 24 months	Total	Change since previous quarter
Quarter ending March 2017	16,535	
Quarter ending June 2017	16,494	→
Quarter ending September 2017	16,295	↓
Quarter ending December 2017	15,957	↓
Quarter ending March 2018	15,584	↓
Variance since March 2017	(5.8%)	↓



ACTIVITY

Cumulative percentage of contracted UDA delivered 2017 & 2018



QUALITY

	Quantity	Base Number	Contract	AT	Region	England
% of FP17s for the same patient ID Re-attending within 3 months - Children	291	4,729	6.2%	10.3%	11.6%	11.9%
% of FP17s for the same patient ID Re-attending within 3 months - Adults	1,889	14,486	13.0%	14.7%	15.4%	16.0%
% of FP17s for the same patient ID Re-attending between 3 & 9 months - Children	2,787	4,729	58.9%	56.0%	59.4%	58.3%
% of FP17s for the same patient ID Re-attending between 3 & 9 months - Adults	7,452	14,486	51.4%	49.0%	51.3%	50.3%
% of FP17s for Band 1 Urgent Courses	1,389	17,897	7.8%	8.6%	8.0%	9.1%
% of FP17s Relating to Free Repair or Replacements	239	17,897	1.3%	0.7%	0.8%	0.8%
% of FP17s Relating to Continuations	175	17,897	1.0%	0.9%	1.0%	1.0%
% of Patients satisfied with the dentistry they have received	18	20	90.0%	91.2%	91.7%	91.5%
% of Patients satisfied with the time they had to wait for an appointment	18	20	90.0%	88.7%	88.3%	87.9%

* This is based on patients treated on this contract for their most recent course of treatment. Figures in italics indicate the base number of FP17s or Patient Questionnaire responses are less than 100. N/A is shown where the base number of responses is less than 10 during the period. % is calculated as Quantity/Base number*100

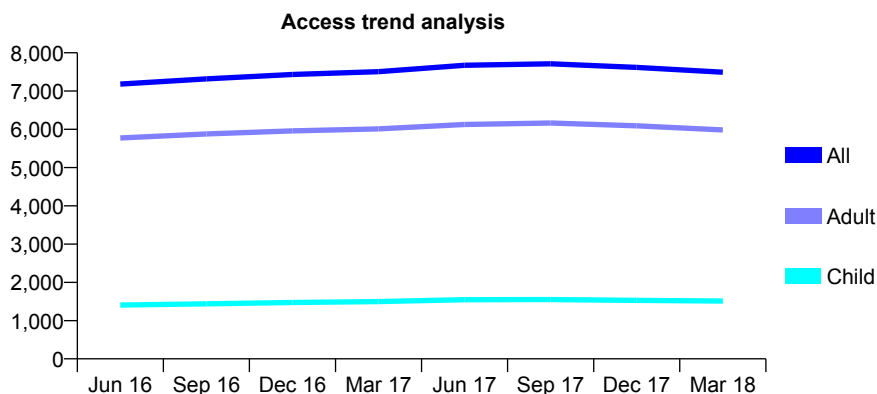
Q57 - Vital Signs At a Glance Contract Report for 146994/0001 - March 2018

Name or company name	Ms N Ahmed
Contract type name	GDS Contract
Purpose of contract	General
Contract start date	01/04/2011
Contract end date	

17/18 Contracted general activity (UDA)	20,028
Carry forward general activity (UDA)	0
17/18 Contracted orthodontic activity (UOA)	0
Carry forward orthodontic activity (UOA)	0
Baseline contract value	£491,215.74

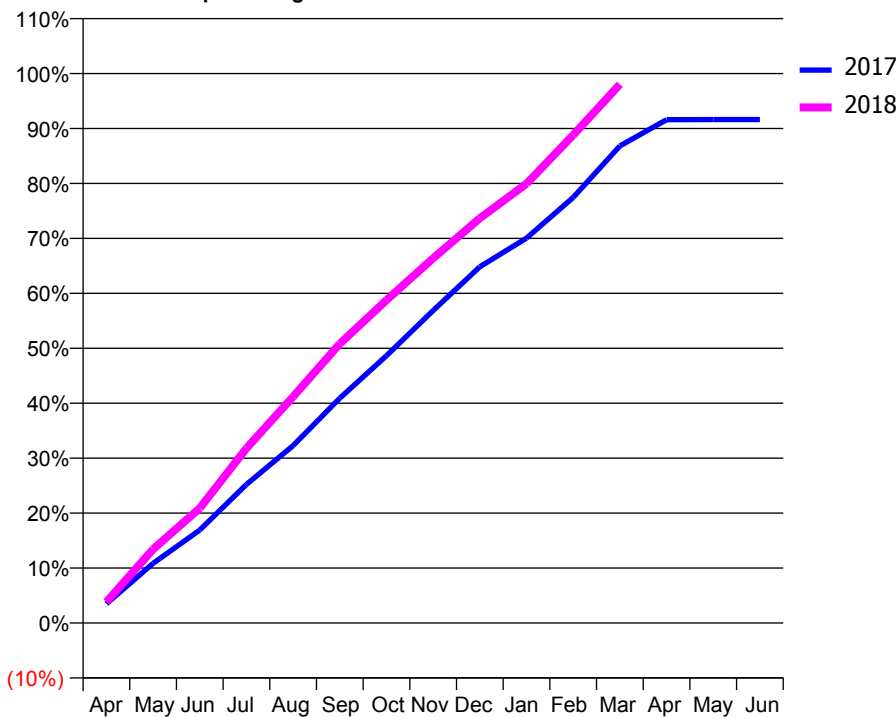
ACCESS*

Patients seen in 24 months	Total	Change since previous quarter
Quarter ending March 2017	7,508	
Quarter ending June 2017	7,673	↑
Quarter ending September 2017	7,714	→
Quarter ending December 2017	7,617	↓
Quarter ending March 2018	7,493	↓
Variance since March 2017	(0.2%)	→



ACTIVITY

Cumulative percentage of contracted UDA delivered 2017 & 2018



Month	Adjusted Scheduled Activity (UDA)	
	2017	2018
April	858	771
May	2,665	2,691
June	4,153	4,185
July	6,188	6,369
August	7,918	8,250
September	10,041	10,181
October	11,929	11,770
November	13,948	13,296
December	15,899	14,755
January	17,179	16,010
February	18,996	17,786
March	21,293	19,633
April	22,467	
May	22,470	
June	22,470	

QUALITY

	Quantity	Base Number	Contract	AT	Region	England
% of FP17s for the same patient ID Re-attending within 3 months - Children	156	2,426	6.4%	10.3%	11.6%	11.9%
% of FP17s for the same patient ID Re-attending within 3 months - Adults	1,005	8,493	11.8%	14.7%	15.4%	16.0%
% of FP17s for the same patient ID Re-attending between 3 & 9 months - Children	1,647	2,426	67.9%	56.0%	59.4%	58.3%
% of FP17s for the same patient ID Re-attending between 3 & 9 months - Adults	5,366	8,493	63.2%	49.0%	51.3%	50.3%
% of FP17s for Band 1 Urgent Courses	534	10,376	5.1%	8.6%	8.0%	9.1%
% of FP17s Relating to Free Repair or Replacements	132	10,376	1.3%	0.7%	0.8%	0.8%
% of FP17s Relating to Continuations	148	10,376	1.4%	0.9%	1.0%	1.0%
% of Patients satisfied with the dentistry they have received	7	7	N/A	91.2%	91.7%	91.5%
% of Patients satisfied with the time they had to wait for an appointment	7	7	N/A	88.7%	88.3%	87.9%

* This is based on patients treated on this contract for their most recent course of treatment. Figures in italics indicate the base number of FP17s or Patient Questionnaire responses are less than 100. N/A is shown where the base number of responses is less than 10 during the period. % is calculated as Quantity/Base number*100

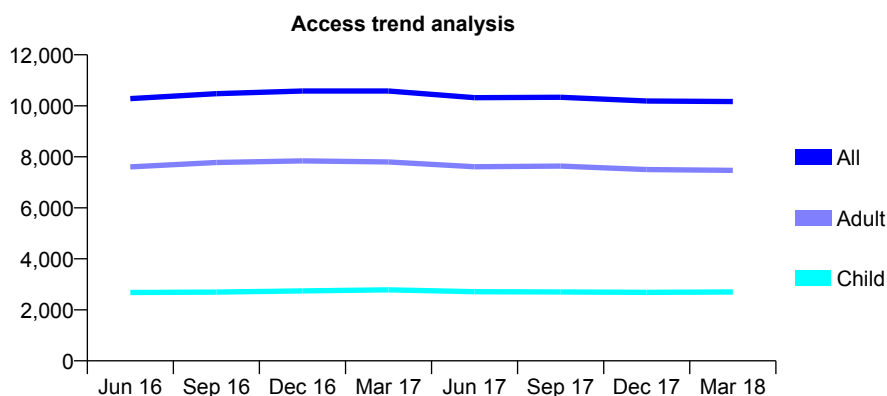
Q57 - Vital Signs At a Glance Contract Report for 147923/0001 - March 2018

Name or company name	Southend Dental Care
Contract type name	PDS Plus Contract
Purpose of contract	General
Contract start date	01/12/2011
Contract end date	31/03/2019

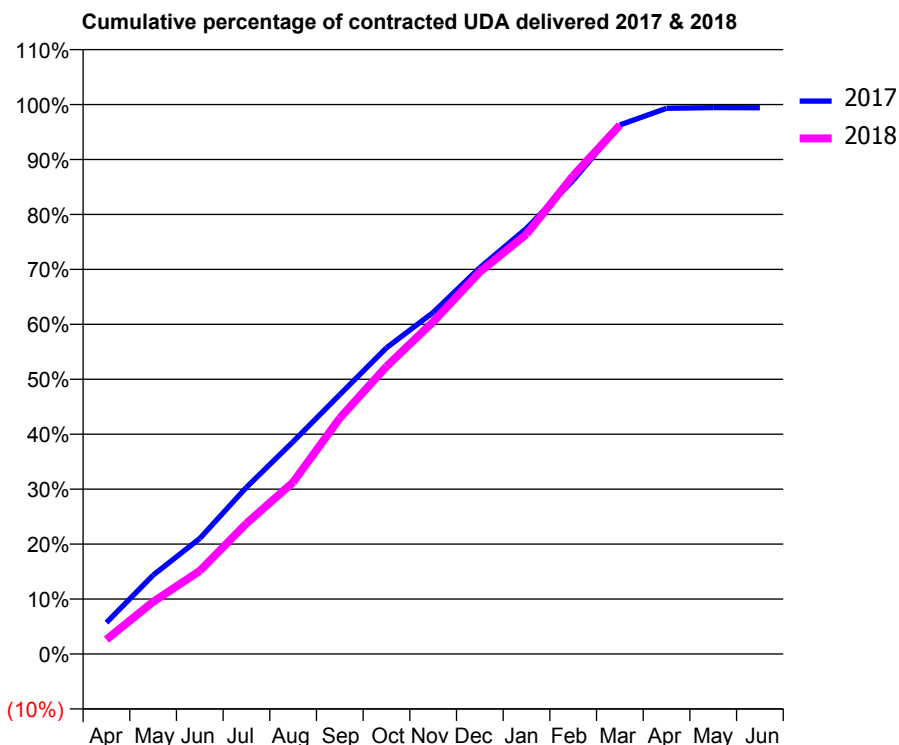
17/18 Contracted general activity (UDA)	28,000
Carry forward general activity (UDA)	168
17/18 Contracted orthodontic activity (UOA)	0
Carry forward orthodontic activity (UOA)	0
Baseline contract value	£646,260.27

ACCESS*

Patients seen in 24 months	Total	Change since previous quarter
Quarter ending March 2017	10,579	
Quarter ending June 2017	10,318	↓
Quarter ending September 2017	10,335	→
Quarter ending December 2017	10,188	↓
Quarter ending March 2018	10,169	→
Variance since March 2017	(3.9%)	↓



ACTIVITY



Month	Adjusted Scheduled Activity (UDA)	
	2017	2018
April	1,599	737
May	4,022	2,657
June	5,886	4,233
July	8,499	6,655
August	10,818	8,755
September	13,222	12,021
October	15,607	14,653
November	17,401	16,930
December	19,685	19,468
January	21,690	21,395
February	24,142	24,374
March	26,959	26,952
April	27,804	
May	27,843	
June	27,832	

QUALITY

	Quantity	Base Number	Contract	AT	Region	England
% of FP17s for the same patient ID Re-attending within 3 months - Children	366	3,431	10.7%	10.3%	11.6%	11.9%
% of FP17s for the same patient ID Re-attending within 3 months - Adults	1,372	8,436	16.3%	14.7%	15.4%	16.0%
% of FP17s for the same patient ID Re-attending between 3 & 9 months - Children	1,700	3,431	49.5%	56.0%	59.4%	58.3%
% of FP17s for the same patient ID Re-attending between 3 & 9 months - Adults	3,665	8,436	43.4%	49.0%	51.3%	50.3%
% of FP17s for Band 1 Urgent Courses	1,209	11,471	10.5%	8.6%	8.0%	9.1%
% of FP17s Relating to Free Repair or Replacements	16	11,471	0.1%	0.7%	0.8%	0.8%
% of FP17s Relating to Continuations	24	11,471	0.2%	0.9%	1.0%	1.0%
% of Patients satisfied with the dentistry they have received	14	16	87.5%	91.2%	91.7%	91.5%
% of Patients satisfied with the time they had to wait for an appointment	14	16	87.5%	88.7%	88.3%	87.9%

* This is based on patients treated on this contract for their most recent course of treatment. Figures in italics indicate the base number of FP17s or Patient Questionnaire responses are less than 100. N/A is shown where the base number of responses is less than 10 during the period. % is calculated as Quantity/Base number*100

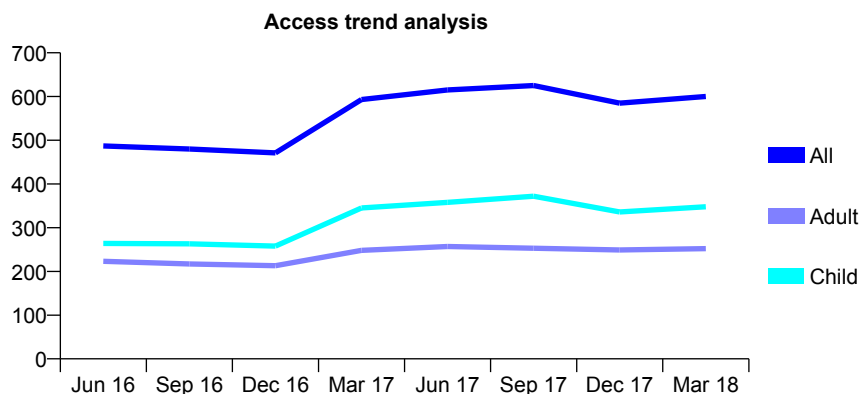
Q57 - Vital Signs At a Glance Contract Report for 150843/0001 - March 2018

Name or company name	MJ Dooley (Dental Surgeon) Ltd
Contract type name	GDS Contract
Purpose of contract	General
Contract start date	01/11/2010
Contract end date	

17/18 Contracted general activity (UDA)	1,100
Carry forward general activity (UDA)	-3
17/18 Contracted orthodontic activity (UOA)	0
Carry forward orthodontic activity (UOA)	0
Baseline contract value	£24,419.72

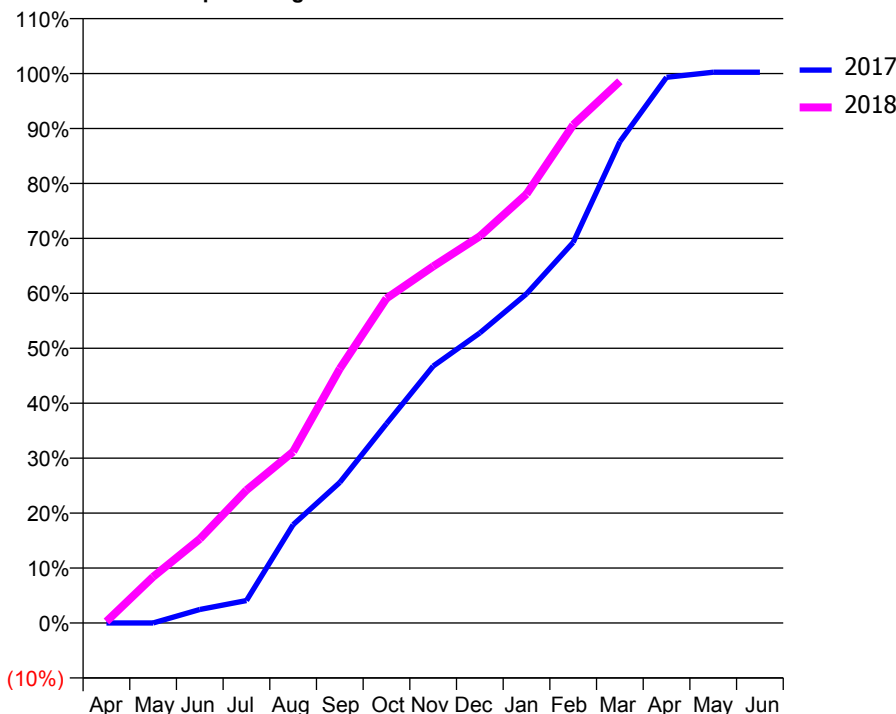
ACCESS*

Patients seen in 24 months	Total	Change since previous quarter
Quarter ending March 2017	593	
Quarter ending June 2017	615	↑
Quarter ending September 2017	625	→
Quarter ending December 2017	585	↓
Quarter ending March 2018	600	↑
Variance since March 2017	1.2%	→



ACTIVITY

Cumulative percentage of contracted UDA delivered 2017 & 2018



Month	Adjusted Scheduled Activity (UDA)	
	2017	2018
April	0	3
May	0	93
June	27	168
July	45	266
August	197	343
September	281	509
October	399	650
November	514	714
December	581	774
January	659	859
February	762	997
March	964	1,084
April	1,092	
May	1,103	
June	1,103	

QUALITY

	Quantity	Base Number	Contract	AT	Region	England
% of FP17s for the same patient ID Re-attending within 3 months - Children	10	425	2.4%	10.3%	11.6%	11.9%
% of FP17s for the same patient ID Re-attending within 3 months - Adults	32	261	12.3%	14.7%	15.4%	16.0%
% of FP17s for the same patient ID Re-attending between 3 & 9 months - Children	187	425	44.0%	56.0%	59.4%	58.3%
% of FP17s for the same patient ID Re-attending between 3 & 9 months - Adults	98	261	37.5%	49.0%	51.3%	50.3%
% of FP17s for Band 1 Urgent Courses	49	600	8.2%	8.6%	8.0%	9.1%
% of FP17s Relating to Free Repair or Replacements	0	600	0.0%	0.7%	0.8%	0.8%
% of FP17s Relating to Continuations	2	600	0.3%	0.9%	1.0%	1.0%
% of Patients satisfied with the dentistry they have received	1	1	N/A	91.2%	91.7%	91.5%
% of Patients satisfied with the time they had to wait for an appointment	1	1	N/A	88.7%	88.3%	87.9%

* This is based on patients treated on this contract for their most recent course of treatment. Figures in italics indicate the base number of FP17s or Patient Questionnaire responses are less than 100. N/A is shown where the base number of responses is less than 10 during the period. % is calculated as Quantity/Base number*100

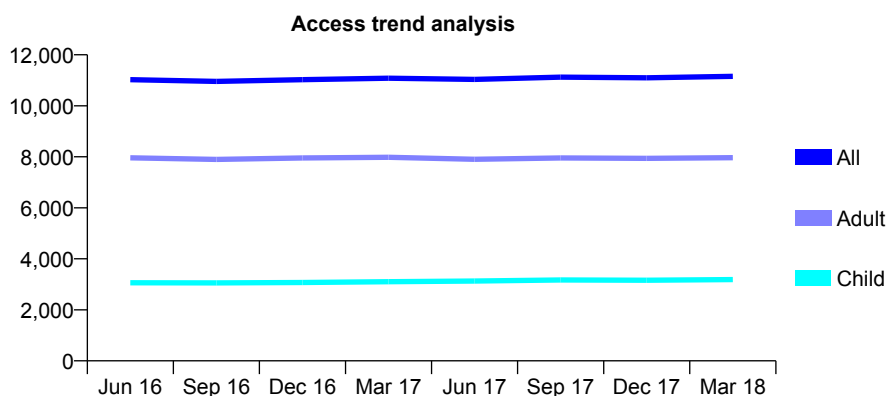
Q57 - Vital Signs At a Glance Contract Report for 155152/0001 - March 2018

Name or company name	Amar Dave and Rahul Patel & Basildon Dei
Contract type name	GDS Contract
Purpose of contract	General
Contract start date	01/04/2014
Contract end date	

17/18 Contracted general activity (UDA)	31,000
Carry forward general activity (UDA)	-239
17/18 Contracted orthodontic activity (UOA)	0
Carry forward orthodontic activity (UOA)	0
Baseline contract value	£832,775.26

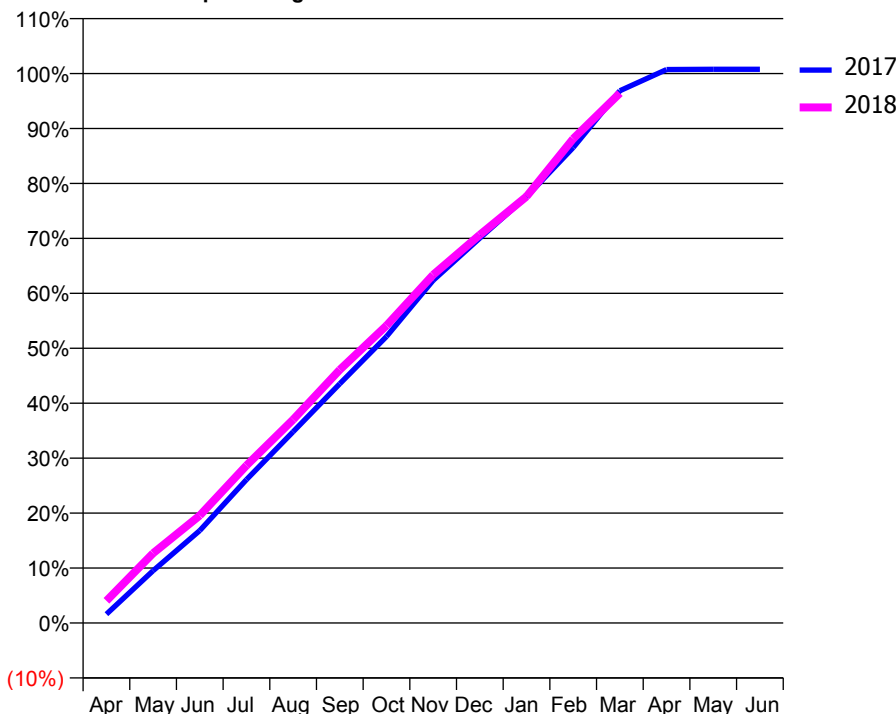
ACCESS*

Patients seen in 24 months	Total	Change since previous quarter
Quarter ending March 2017	11,084	
Quarter ending June 2017	11,037	→
Quarter ending September 2017	11,123	→
Quarter ending December 2017	11,100	→
Quarter ending March 2018	11,153	→
Variance since March 2017	0.6%	→



ACTIVITY

Cumulative percentage of contracted UDA delivered 2017 & 2018



Month	Adjusted Scheduled Activity (UDA)	
	2017	2018
April	501	1,253
May	2,952	3,940
June	5,219	6,067
July	8,089	8,886
August	10,789	11,480
September	13,502	14,286
October	16,162	16,781
November	19,326	19,646
December	21,711	21,901
January	24,047	24,064
February	26,823	27,318
March	30,026	29,891
April	31,222	
May	31,239	
June	31,239	

QUALITY

	Quantity	Base Number	Contract	AT	Region	England
% of FP17s for the same patient ID Re-attending within 3 months - Children	297	4,626	6.4%	10.3%	11.6%	11.9%
% of FP17s for the same patient ID Re-attending within 3 months - Adults	1,107	9,880	11.2%	14.7%	15.4%	16.0%
% of FP17s for the same patient ID Re-attending between 3 & 9 months - Children	2,878	4,626	62.2%	56.0%	59.4%	58.3%
% of FP17s for the same patient ID Re-attending between 3 & 9 months - Adults	5,068	9,880	51.3%	49.0%	51.3%	50.3%
% of FP17s for Band 1 Urgent Courses	865	14,086	6.1%	8.6%	8.0%	9.1%
% of FP17s Relating to Free Repair or Replacements	74	14,086	0.5%	0.7%	0.8%	0.8%
% of FP17s Relating to Continuations	128	14,086	0.9%	0.9%	1.0%	1.0%
% of Patients satisfied with the dentistry they have received	14	16	87.5%	91.2%	91.7%	91.5%
% of Patients satisfied with the time they had to wait for an appointment	15	16	93.8%	88.7%	88.3%	87.9%

* This is based on patients treated on this contract for their most recent course of treatment. Figures in italics indicate the base number of FP17s or Patient Questionnaire responses are less than 100. N/A is shown where the base number of responses is less than 10 during the period. % is calculated as Quantity/Base number*100

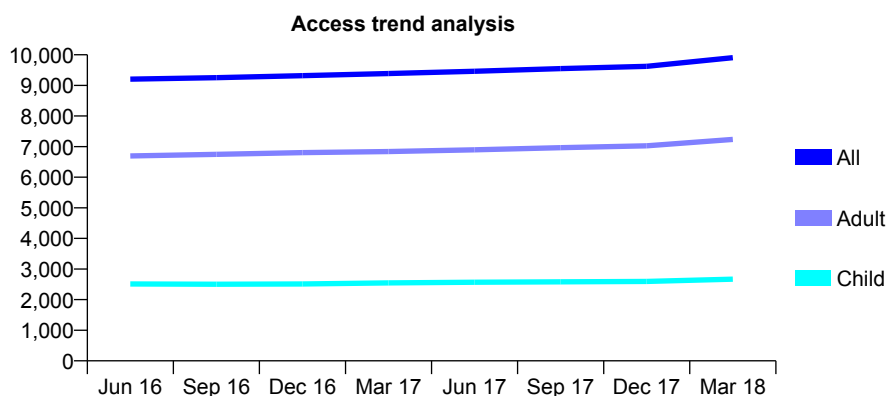
Q57 - Vital Signs At a Glance Contract Report for 157155/0002 - March 2018

Name or company name	Inspire Dental Eastwood Ltd
Contract type name	GDS Contract
Purpose of contract	General
Contract start date	01/09/2007
Contract end date	

17/18 Contracted general activity (UDA)	32,838
Carry forward general activity (UDA)	-577
17/18 Contracted orthodontic activity (UOA)	0
Carry forward orthodontic activity (UOA)	0
Baseline contract value	£924,126.06

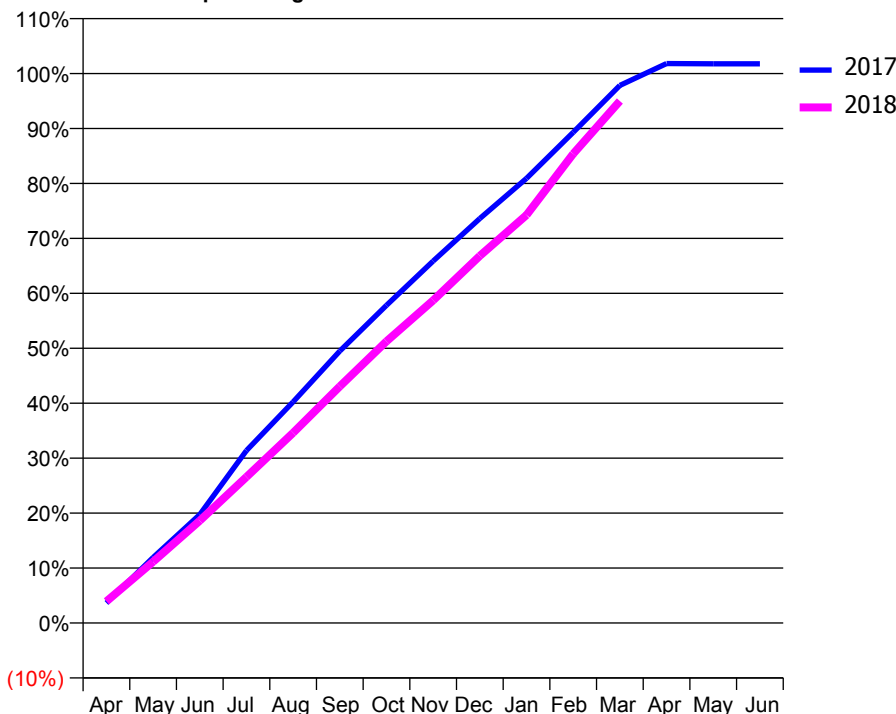
ACCESS*

Patients seen in 24 months	Total	Change since previous quarter
Quarter ending March 2017	9,386	
Quarter ending June 2017	9,463	→
Quarter ending September 2017	9,548	→
Quarter ending December 2017	9,621	→
Quarter ending March 2018	9,906	↑
Variance since March 2017	5.5%	↑



ACTIVITY

Cumulative percentage of contracted UDA delivered 2017 & 2018



Month	2017	2018
April	1,196	1,298
May	3,913	3,660
June	6,479	6,115
July	10,308	8,729
August	13,215	11,368
September	16,255	14,138
October	18,982	16,832
November	21,630	19,283
December	24,177	21,938
January	26,570	24,377
February	29,321	28,035
March	32,128	31,195
April	33,436	
May	33,421	
June	33,415	

QUALITY

	Quantity	Base Number	Contract	AT	Region	England
% of FP17s for the same patient ID Re-attending within 3 months - Children	229	3,892	5.9%	10.3%	11.6%	11.9%
% of FP17s for the same patient ID Re-attending within 3 months - Adults	943	9,138	10.3%	14.7%	15.4%	16.0%
% of FP17s for the same patient ID Re-attending between 3 & 9 months - Children	2,256	3,892	58.0%	56.0%	59.4%	58.3%
% of FP17s for the same patient ID Re-attending between 3 & 9 months - Adults	4,846	9,138	53.0%	49.0%	51.3%	50.3%
% of FP17s for Band 1 Urgent Courses	675	12,555	5.4%	8.6%	8.0%	9.1%
% of FP17s Relating to Free Repair or Replacements	78	12,555	0.6%	0.7%	0.8%	0.8%
% of FP17s Relating to Continuations	69	12,555	0.5%	0.9%	1.0%	1.0%
% of Patients satisfied with the dentistry they have received	9	9	N/A	91.2%	91.7%	91.5%
% of Patients satisfied with the time they had to wait for an appointment	8	9	N/A	88.7%	88.3%	87.9%

* This is based on patients treated on this contract for their most recent course of treatment. Figures in italics indicate the base number of FP17s or Patient Questionnaire responses are less than 100. N/A is shown where the base number of responses is less than 10 during the period. % is calculated as Quantity/Base number*100

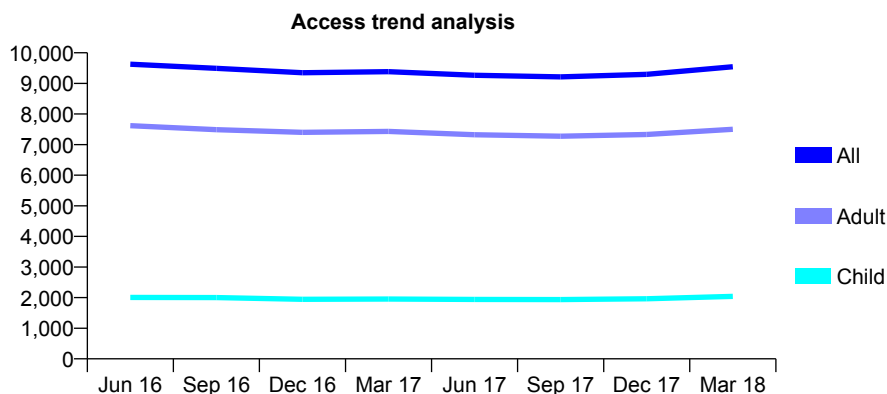
Q57 - Vital Signs At a Glance Contract Report for 157376/0001 - March 2018

Name or company name	Mr R Patel and Associates
Contract type name	GDS Contract
Purpose of contract	General
Contract start date	01/09/2011
Contract end date	

17/18 Contracted general activity (UDA)	27,231
Carry forward general activity (UDA)	149
17/18 Contracted orthodontic activity (UOA)	0
Carry forward orthodontic activity (UOA)	0
Baseline contract value	£854,648.02

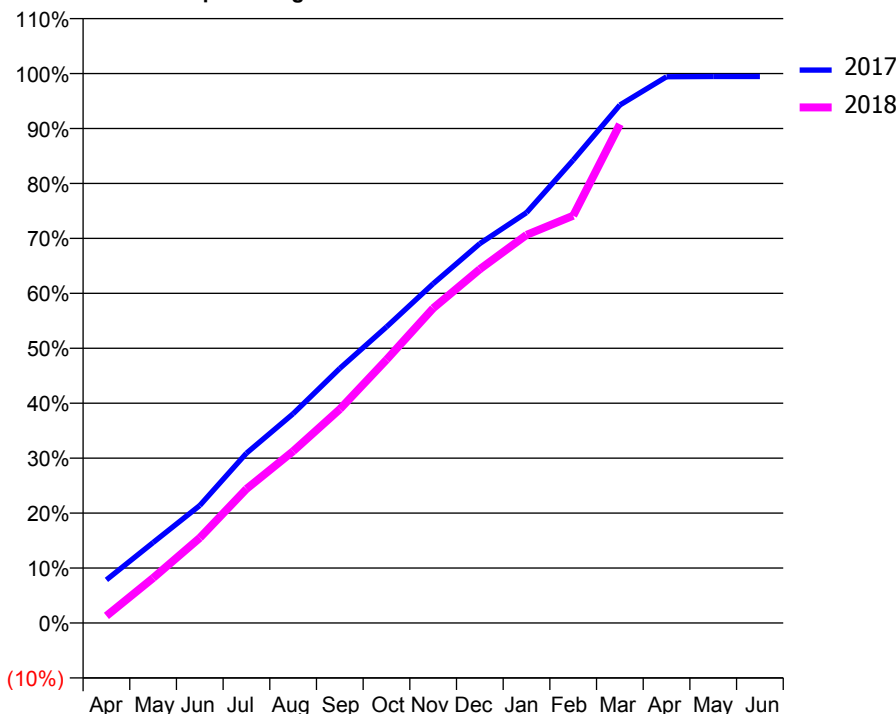
ACCESS*

Patients seen in 24 months	Total	Change since previous quarter
Quarter ending March 2017	9,385	
Quarter ending June 2017	9,264	↓
Quarter ending September 2017	9,213	→
Quarter ending December 2017	9,295	→
Quarter ending March 2018	9,543	↑
Variance since March 2017	1.7%	→



ACTIVITY

Cumulative percentage of contracted UDA delivered 2017 & 2018



Month	Adjusted Scheduled Activity (UDA)	
	2017	2018
April	2,140	351
May	3,986	2,228
June	5,826	4,220
July	8,416	6,647
August	10,374	8,514
September	12,620	10,594
October	14,671	13,045
November	16,812	15,597
December	18,802	17,538
January	20,338	19,234
February	22,940	20,186
March	25,666	24,717
April	27,072	
May	27,082	
June	27,082	

QUALITY

	Quantity	Base Number	Contract	AT	Region	England
% of FP17s for the same patient ID Re-attending within 3 months - Children	191	3,179	6.0%	10.3%	11.6%	11.9%
% of FP17s for the same patient ID Re-attending within 3 months - Adults	1,581	11,917	13.3%	14.7%	15.4%	16.0%
% of FP17s for the same patient ID Re-attending between 3 & 9 months - Children	2,089	3,179	65.7%	56.0%	59.4%	58.3%
% of FP17s for the same patient ID Re-attending between 3 & 9 months - Adults	7,451	11,917	62.5%	49.0%	51.3%	50.3%
% of FP17s for Band 1 Urgent Courses	1,249	14,329	8.7%	8.6%	8.0%	9.1%
% of FP17s Relating to Free Repair or Replacements	60	14,329	0.4%	0.7%	0.8%	0.8%
% of FP17s Relating to Continuations	190	14,329	1.3%	0.9%	1.0%	1.0%
% of Patients satisfied with the dentistry they have received	12	15	80.0%	91.2%	91.7%	91.5%
% of Patients satisfied with the time they had to wait for an appointment	13	15	86.7%	88.7%	88.3%	87.9%

* This is based on patients treated on this contract for their most recent course of treatment. Figures in italics indicate the base number of FP17s or Patient Questionnaire responses are less than 100. N/A is shown where the base number of responses is less than 10 during the period. % is calculated as Quantity/Base number*100

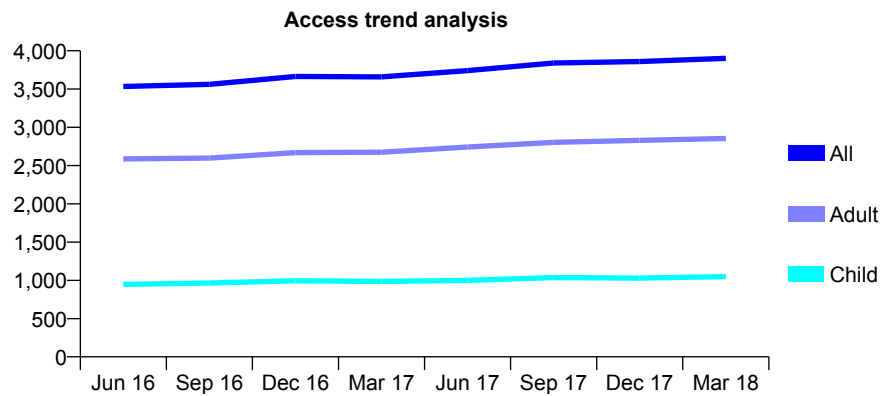
Q57 - Vital Signs At a Glance Contract Report for 157910/0001 - March 2018

Name or company name	Datta and Najefi
Contract type name	GDS Contract
Purpose of contract	General
Contract start date	01/04/2006
Contract end date	

17/18 Contracted general activity (UDA)	9,642
Carry forward general activity (UDA)	183
17/18 Contracted orthodontic activity (UOA)	0
Carry forward orthodontic activity (UOA)	0
Baseline contract value	£240,057.34

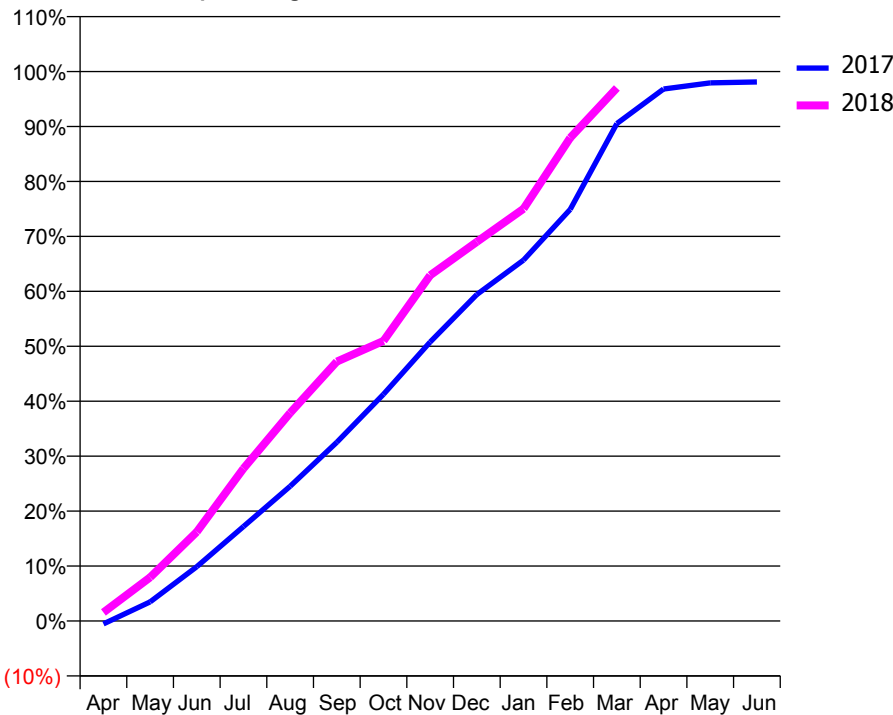
ACCESS*

Patients seen in 24 months	Total	Change since previous quarter
Quarter ending March 2017	3,660	
Quarter ending June 2017	3,741	↑
Quarter ending September 2017	3,840	↑
Quarter ending December 2017	3,859	→
Quarter ending March 2018	3,902	→
Variance since March 2017	6.6%	↑



ACTIVITY

Cumulative percentage of contracted UDA delivered 2017 & 2018



Month	Adjusted Scheduled Activity (UDA)	
	2017	2018
April	-54	151
May	336	767
June	953	1,564
July	1,659	2,675
August	2,365	3,650
September	3,138	4,553
October	3,978	4,916
November	4,897	6,066
December	5,729	6,654
January	6,332	7,233
February	7,222	8,477
March	8,728	9,354
April	9,335	
May	9,442	
June	9,459	

QUALITY

	Quantity	Base Number	Contract	AT	Region	England
% of FP17s for the same patient ID Re-attending within 3 months - Children	72	1,085	6.6%	10.3%	11.6%	11.9%
% of FP17s for the same patient ID Re-attending within 3 months - Adults	470	3,131	15.0%	14.7%	15.4%	16.0%
% of FP17s for the same patient ID Re-attending between 3 & 9 months - Children	390	1,085	35.9%	56.0%	59.4%	58.3%
% of FP17s for the same patient ID Re-attending between 3 & 9 months - Adults	1,106	3,131	35.3%	49.0%	51.3%	50.3%
% of FP17s for Band 1 Urgent Courses	402	3,949	10.2%	8.6%	8.0%	9.1%
% of FP17s Relating to Free Repair or Replacements	89	3,949	2.3%	0.7%	0.8%	0.8%
% of FP17s Relating to Continuations	56	3,949	1.4%	0.9%	1.0%	1.0%
% of Patients satisfied with the dentistry they have received	0	0	N/A	91.2%	91.7%	91.5%
% of Patients satisfied with the time they had to wait for an appointment	0	0	N/A	88.7%	88.3%	87.9%

* This is based on patients treated on this contract for their most recent course of treatment. Figures in italics indicate the base number of FP17s or Patient Questionnaire responses are less than 100. N/A is shown where the base number of responses is less than 10 during the period. % is calculated as Quantity/Base number*100

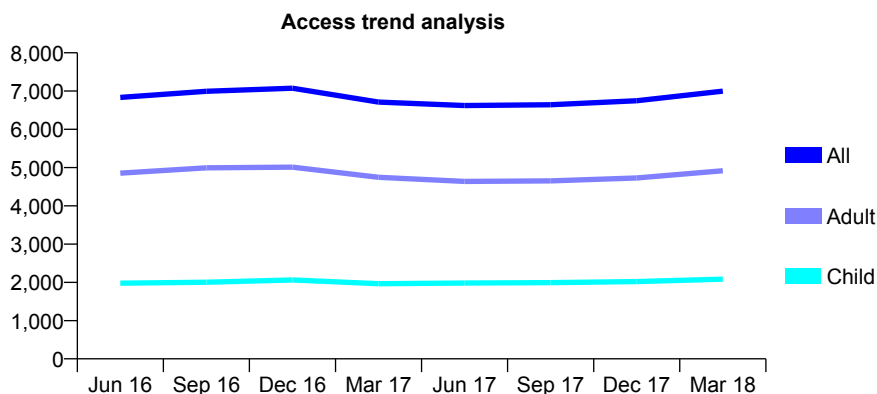
Q57 - Vital Signs At a Glance Contract Report for 158283/0002 - March 2018

Name or company name	Inspire Dental Eastwood Ltd
Contract type name	GDS Contract
Purpose of contract	General
Contract start date	01/09/2007
Contract end date	

17/18 Contracted general activity (UDA)	21,000
Carry forward general activity (UDA)	-229
17/18 Contracted orthodontic activity (UOA)	0
Carry forward orthodontic activity (UOA)	0
Baseline contract value	£568,734.48

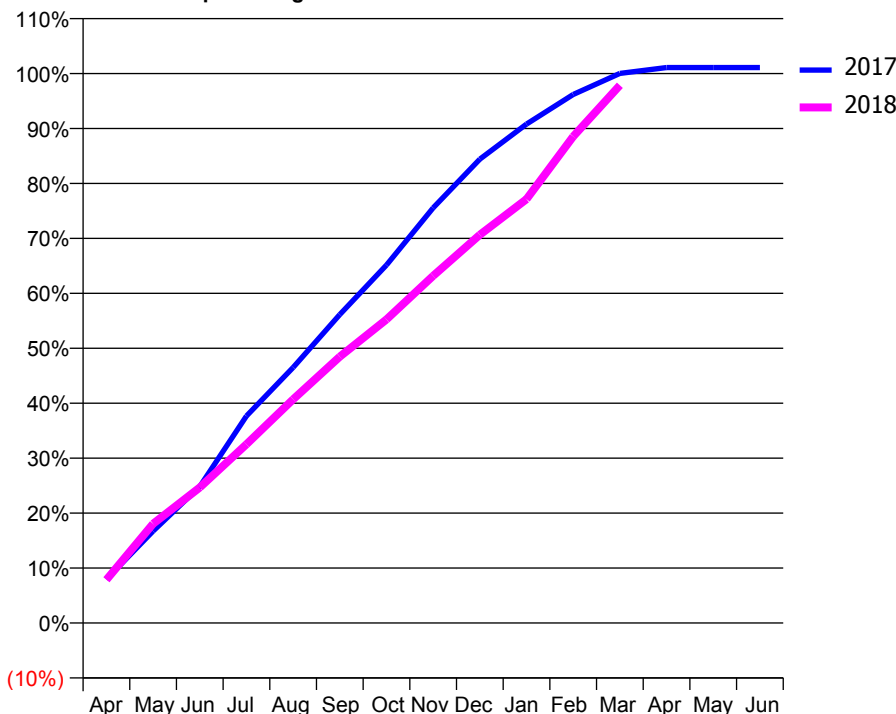
ACCESS*

Patients seen in 24 months	Total	Change since previous quarter
Quarter ending March 2017	6,711	
Quarter ending June 2017	6,621	↓
Quarter ending September 2017	6,642	→
Quarter ending December 2017	6,747	→
Quarter ending March 2018	6,999	↑
Variance since March 2017	4.3%	↑



ACTIVITY

Cumulative percentage of contracted UDA delivered 2017 & 2018



Month	Adjusted Scheduled Activity (UDA)	
	2017	2018
April	1,676	1,654
May	3,512	3,792
June	5,216	5,178
July	7,910	6,832
August	9,767	8,547
September	11,790	10,177
October	13,682	11,603
November	15,868	13,266
December	17,726	14,838
January	19,067	16,199
February	20,199	18,593
March	21,003	20,552
April	21,228	
May	21,228	
June	21,229	

QUALITY

	Quantity	Base Number	Contract	AT	Region	England
% of FP17s for the same patient ID Re-attending within 3 months - Children	134	3,126	4.3%	10.3%	11.6%	11.9%
% of FP17s for the same patient ID Re-attending within 3 months - Adults	484	6,462	7.5%	14.7%	15.4%	16.0%
% of FP17s for the same patient ID Re-attending between 3 & 9 months - Children	1,952	3,126	62.4%	56.0%	59.4%	58.3%
% of FP17s for the same patient ID Re-attending between 3 & 9 months - Adults	3,508	6,462	54.3%	49.0%	51.3%	50.3%
% of FP17s for Band 1 Urgent Courses	439	9,474	4.6%	8.6%	8.0%	9.1%
% of FP17s Relating to Free Repair or Replacements	36	9,474	0.4%	0.7%	0.8%	0.8%
% of FP17s Relating to Continuations	23	9,474	0.2%	0.9%	1.0%	1.0%
% of Patients satisfied with the dentistry they have received	6	7	N/A	91.2%	91.7%	91.5%
% of Patients satisfied with the time they had to wait for an appointment	7	7	N/A	88.7%	88.3%	87.9%

* This is based on patients treated on this contract for their most recent course of treatment. Figures in italics indicate the base number of FP17s or Patient Questionnaire responses are less than 100. N/A is shown where the base number of responses is less than 10 during the period. % is calculated as Quantity/Base number*100

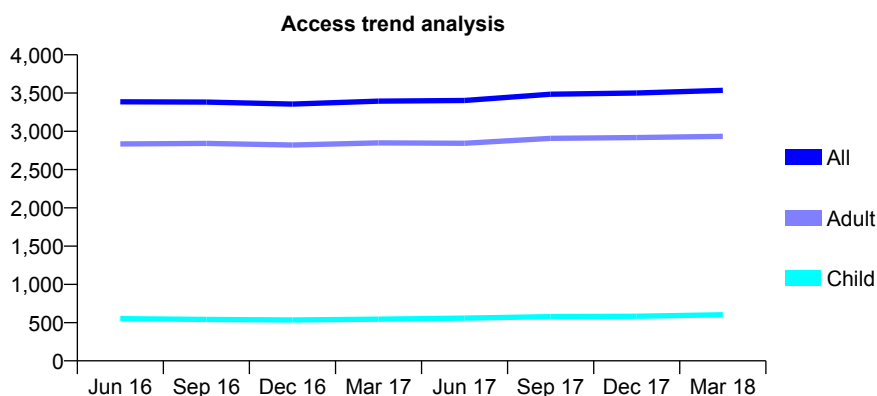
Q57 - Vital Signs At a Glance Contract Report for 158321/0001 - March 2018

Name or company name	Carmelite Dental Practice
Contract type name	GDS Contract
Purpose of contract	General
Contract start date	01/04/2006
Contract end date	

17/18 Contracted general activity (UDA)	10,298
Carry forward general activity (UDA)	0
17/18 Contracted orthodontic activity (UOA)	0
Carry forward orthodontic activity (UOA)	0
Baseline contract value	£252,759.56

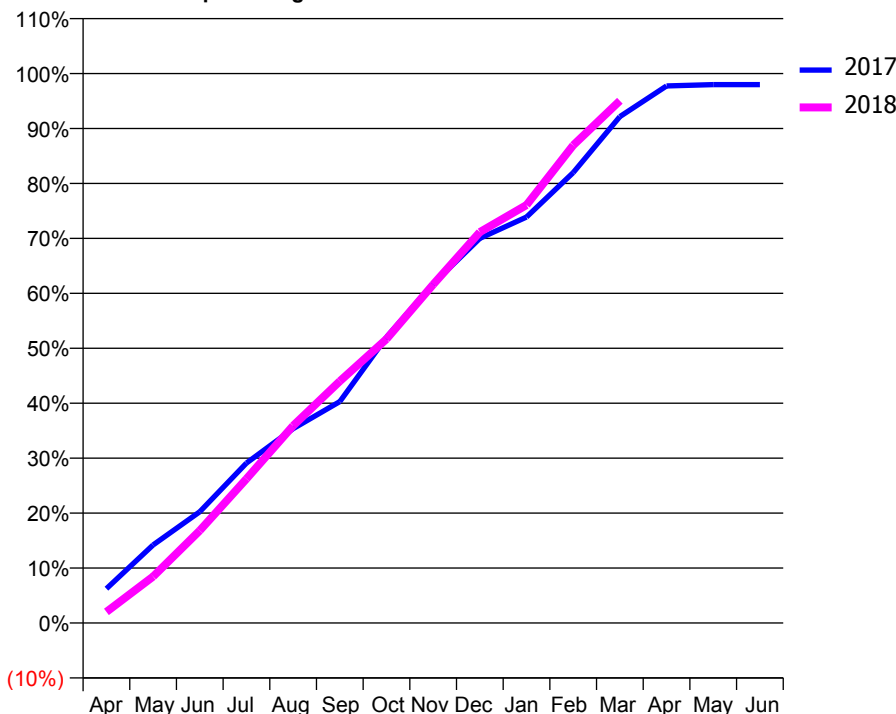
ACCESS*

Patients seen in 24 months	Total	Change since previous quarter
Quarter ending March 2017	3,394	
Quarter ending June 2017	3,403	→
Quarter ending September 2017	3,485	↑
Quarter ending December 2017	3,501	→
Quarter ending March 2018	3,536	→
Variance since March 2017	4.2%	↑



ACTIVITY

Cumulative percentage of contracted UDA delivered 2017 & 2018



Month	Adjusted Scheduled Activity (UDA)	
	2017	2018
April	644	208
May	1,463	872
June	2,085	1,732
July	2,997	2,703
August	3,643	3,697
September	4,150	4,532
October	5,356	5,321
November	6,355	6,343
December	7,207	7,325
January	7,608	7,834
February	8,440	8,952
March	9,489	9,786
April	10,064	
May	10,089	
June	10,090	

QUALITY

	Quantity	Base Number	Contract	AT	Region	England
% of FP17s for the same patient ID Re-attending within 3 months - Children	58	988	5.9%	10.3%	11.6%	11.9%
% of FP17s for the same patient ID Re-attending within 3 months - Adults	589	4,810	12.2%	14.7%	15.4%	16.0%
% of FP17s for the same patient ID Re-attending between 3 & 9 months - Children	624	988	63.2%	56.0%	59.4%	58.3%
% of FP17s for the same patient ID Re-attending between 3 & 9 months - Adults	3,142	4,810	65.3%	49.0%	51.3%	50.3%
% of FP17s for Band 1 Urgent Courses	371	5,556	6.7%	8.6%	8.0%	9.1%
% of FP17s Relating to Free Repair or Replacements	10	5,556	0.2%	0.7%	0.8%	0.8%
% of FP17s Relating to Continuations	37	5,556	0.7%	0.9%	1.0%	1.0%
% of Patients satisfied with the dentistry they have received	5	5	N/A	91.2%	91.7%	91.5%
% of Patients satisfied with the time they had to wait for an appointment	5	5	N/A	88.7%	88.3%	87.9%

* This is based on patients treated on this contract for their most recent course of treatment. Figures in italics indicate the base number of FP17s or Patient Questionnaire responses are less than 100. N/A is shown where the base number of responses is less than 10 during the period. % is calculated as Quantity/Base number*100

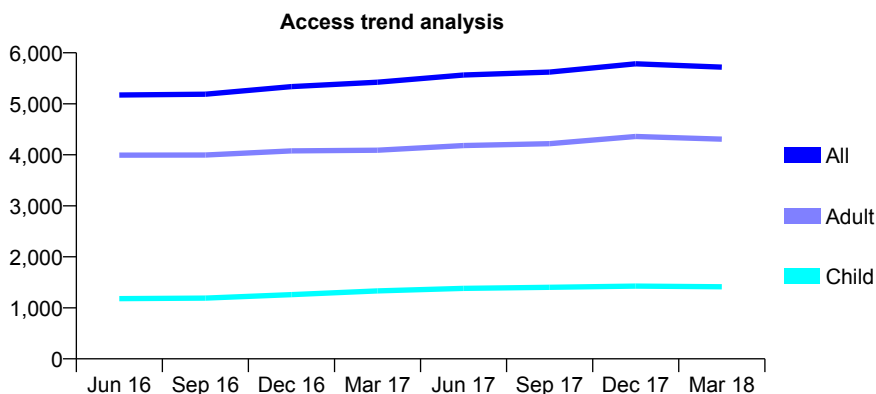
Q57 - Vital Signs At a Glance Contract Report for 159190/0001 - March 2018

Name or company name	Pitsea Dental Care Limited
Contract type name	GDS Contract
Purpose of contract	General
Contract start date	01/12/2007
Contract end date	

17/18 Contracted general activity (UDA)	15,974
Carry forward general activity (UDA)	-295
17/18 Contracted orthodontic activity (UOA)	0
Carry forward orthodontic activity (UOA)	0
Baseline contract value	£439,939.28

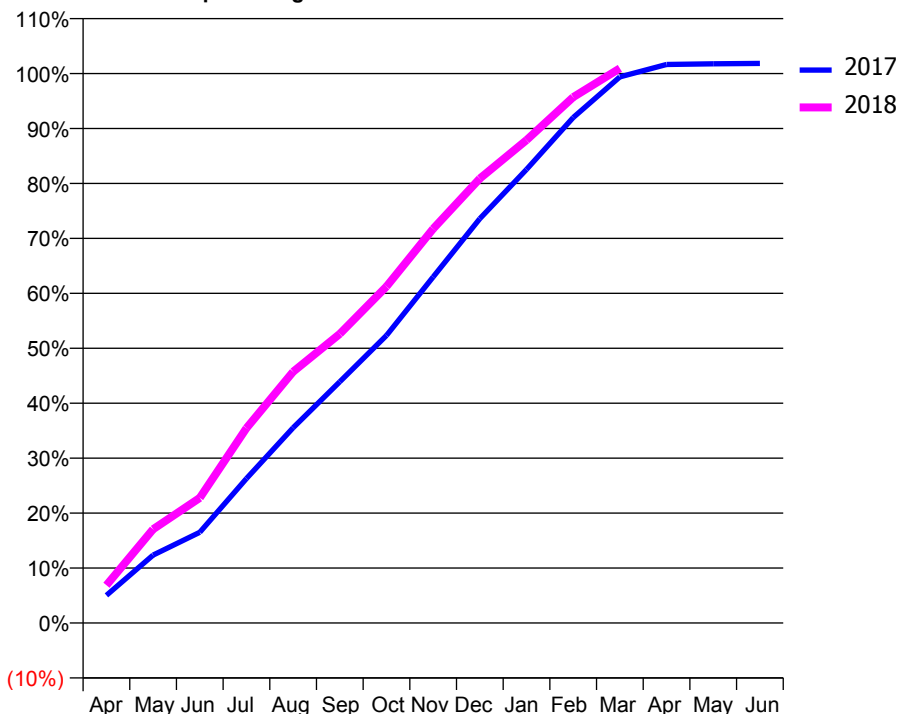
ACCESS*

Patients seen in 24 months	Total	Change since previous quarter
Quarter ending March 2017	5,423	
Quarter ending June 2017	5,565	↑
Quarter ending September 2017	5,622	→
Quarter ending December 2017	5,784	↑
Quarter ending March 2018	5,719	↓
Variance since March 2017	5.5%	↑



ACTIVITY

Cumulative percentage of contracted UDA delivered 2017 & 2018



Month	Adjusted Scheduled Activity (UDA)	
	2017	2018
April	803	1,098
May	1,976	2,726
June	2,636	3,640
July	4,199	5,666
August	5,678	7,305
September	7,015	8,407
October	8,358	9,784
November	10,063	11,461
December	11,754	12,921
January	13,185	14,039
February	14,692	15,288
March	15,876	16,123
April	16,235	
May	16,254	
June	16,269	

QUALITY

	Quantity	Base Number	Contract	AT	Region	England
% of FP17s for the same patient ID Re-attending within 3 months - Children	96	1,641	5.9%	10.3%	11.6%	11.9%
% of FP17s for the same patient ID Re-attending within 3 months - Adults	651	4,685	13.9%	14.7%	15.4%	16.0%
% of FP17s for the same patient ID Re-attending between 3 & 9 months - Children	563	1,641	34.3%	56.0%	59.4%	58.3%
% of FP17s for the same patient ID Re-attending between 3 & 9 months - Adults	1,668	4,685	35.6%	49.0%	51.3%	50.3%
% of FP17s for Band 1 Urgent Courses	650	6,150	10.6%	8.6%	8.0%	9.1%
% of FP17s Relating to Free Repair or Replacements	125	6,150	2.0%	0.7%	0.8%	0.8%
% of FP17s Relating to Continuations	35	6,150	0.6%	0.9%	1.0%	1.0%
% of Patients satisfied with the dentistry they have received	13	14	92.9%	91.2%	91.7%	91.5%
% of Patients satisfied with the time they had to wait for an appointment	12	14	85.7%	88.7%	88.3%	87.9%

* This is based on patients treated on this contract for their most recent course of treatment. Figures in italics indicate the base number of FP17s or Patient Questionnaire responses are less than 100. N/A is shown where the base number of responses is less than 10 during the period. % is calculated as Quantity/Base number*100

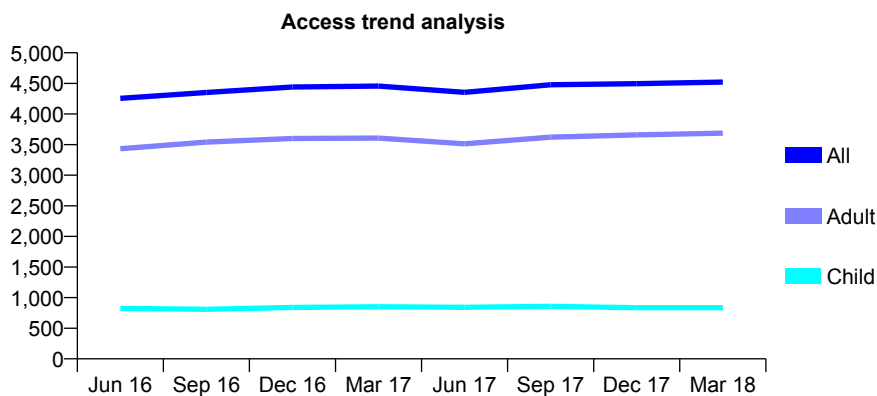
Q57 - Vital Signs At a Glance Contract Report for 160024/0001 - March 2018

Name or company name	Burnham Dental Practice
Contract type name	GDS Contract
Purpose of contract	General
Contract start date	01/04/2015
Contract end date	

17/18 Contracted general activity (UDA)	14,031
Carry forward general activity (UDA)	-201
17/18 Contracted orthodontic activity (UOA)	0
Carry forward orthodontic activity (UOA)	0
Baseline contract value	£427,439.63

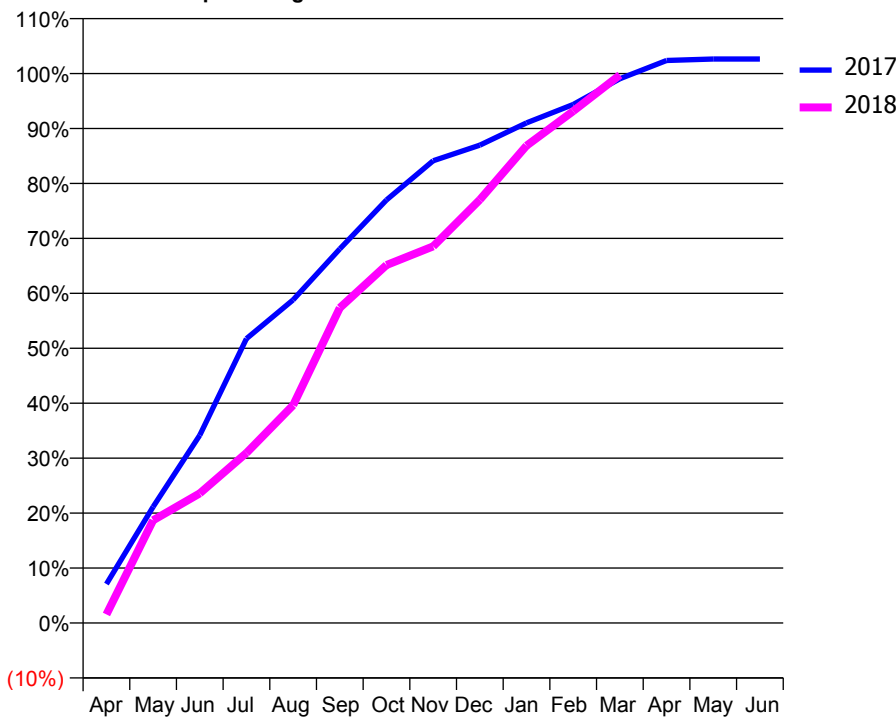
ACCESS*

Patients seen in 24 months	Total	Change since previous quarter
Quarter ending March 2017	4,456	
Quarter ending June 2017	4,353	↓
Quarter ending September 2017	4,478	↑
Quarter ending December 2017	4,495	→
Quarter ending March 2018	4,522	→
Variance since March 2017	1.5%	→



ACTIVITY

Cumulative percentage of contracted UDA delivered 2017 & 2018



Month	Adjusted Scheduled Activity (UDA)	
	2017	2018
April	999	220
May	2,974	2,624
June	4,808	3,312
July	7,280	4,342
August	8,275	5,561
September	9,581	8,048
October	10,833	9,139
November	11,837	9,616
December	12,238	10,808
January	12,807	12,189
February	13,278	13,071
March	13,937	13,991
April	14,403	
May	14,443	
June	14,443	

QUALITY

	Quantity	Base Number	Contract	AT	Region	England
% of FP17s for the same patient ID Re-attending within 3 months - Children	75	1,436	5.2%	10.3%	11.6%	11.9%
% of FP17s for the same patient ID Re-attending within 3 months - Adults	465	5,938	7.8%	14.7%	15.4%	16.0%
% of FP17s for the same patient ID Re-attending between 3 & 9 months - Children	1,051	1,436	73.2%	56.0%	59.4%	58.3%
% of FP17s for the same patient ID Re-attending between 3 & 9 months - Adults	2,527	5,938	42.6%	49.0%	51.3%	50.3%
% of FP17s for Band 1 Urgent Courses	313	7,268	4.3%	8.6%	8.0%	9.1%
% of FP17s Relating to Free Repair or Replacements	9	7,268	0.1%	0.7%	0.8%	0.8%
% of FP17s Relating to Continuations	21	7,268	0.3%	0.9%	1.0%	1.0%
% of Patients satisfied with the dentistry they have received	5	5	N/A	91.2%	91.7%	91.5%
% of Patients satisfied with the time they had to wait for an appointment	5	5	N/A	88.7%	88.3%	87.9%

* This is based on patients treated on this contract for their most recent course of treatment. Figures in italics indicate the base number of FP17s or Patient Questionnaire responses are less than 100. N/A is shown where the base number of responses is less than 10 during the period. % is calculated as Quantity/Base number*100

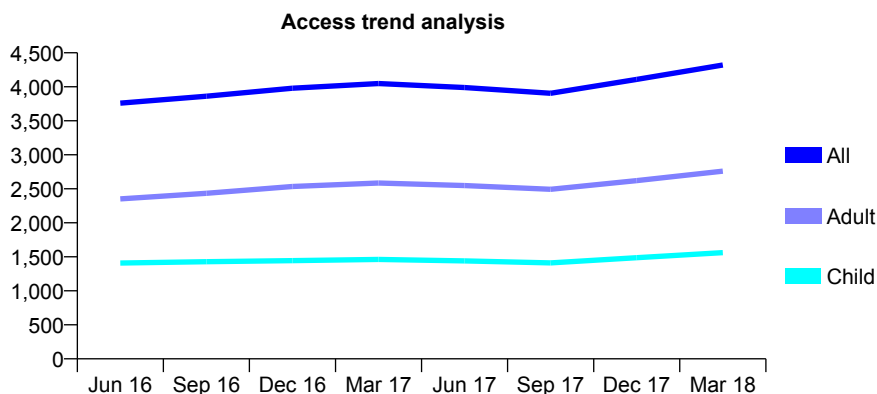
Q57 - Vital Signs At a Glance Contract Report for 164852/0001 - March 2018

Name or company name	Street Farm Dental Practice
Contract type name	GDS Contract
Purpose of contract	General
Contract start date	01/04/2009
Contract end date	

17/18 Contracted general activity (UDA)	11,500
Carry forward general activity (UDA)	-12
17/18 Contracted orthodontic activity (UOA)	0
Carry forward orthodontic activity (UOA)	0
Baseline contract value	£280,241.82

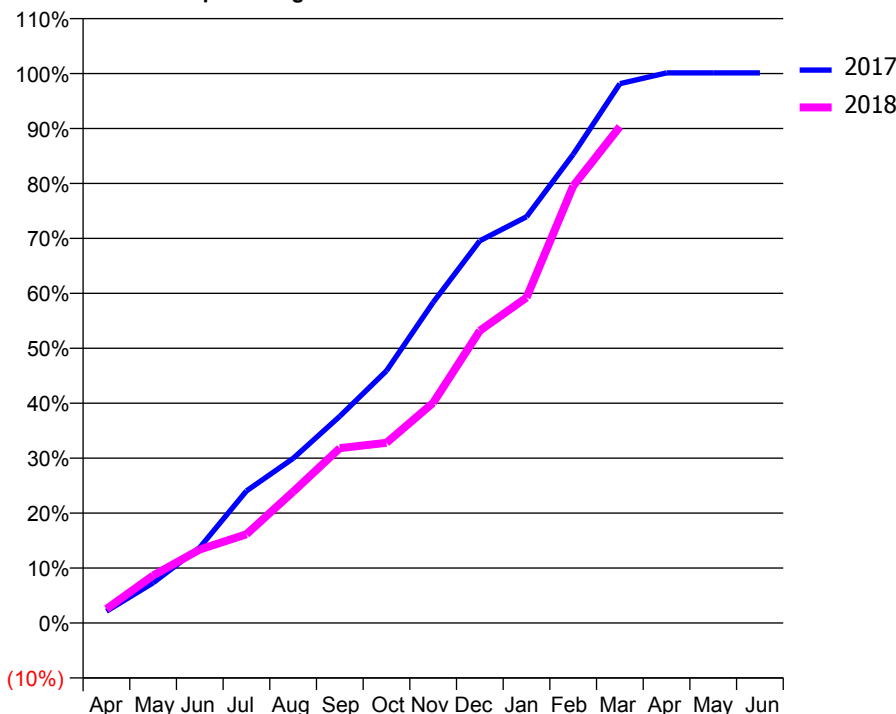
ACCESS*

Patients seen in 24 months	Total	Change since previous quarter
Quarter ending March 2017	4,048	
Quarter ending June 2017	3,989	↓
Quarter ending September 2017	3,905	↓
Quarter ending December 2017	4,108	↑
Quarter ending March 2018	4,321	↑
Variance since March 2017	6.7%	↑



ACTIVITY

Cumulative percentage of contracted UDA delivered 2017 & 2018



Month	Adjusted Scheduled Activity (UDA)	
	2017	2018
April	246	296
May	841	994
June	1,580	1,540
July	2,763	1,856
August	3,444	2,748
September	4,326	3,660
October	5,278	3,770
November	6,712	4,608
December	7,999	6,118
January	8,502	6,810
February	9,808	9,146
March	11,287	10,388
April	11,513	
May	11,513	
June	11,512	

QUALITY

	Quantity	Base Number	Contract	AT	Region	England
% of FP17s for the same patient ID Re-attending within 3 months - Children	144	2,048	7.0%	10.3%	11.6%	11.9%
% of FP17s for the same patient ID Re-attending within 3 months - Adults	601	3,381	17.8%	14.7%	15.4%	16.0%
% of FP17s for the same patient ID Re-attending between 3 & 9 months - Children	1,019	2,048	49.8%	56.0%	59.4%	58.3%
% of FP17s for the same patient ID Re-attending between 3 & 9 months - Adults	1,481	3,381	43.8%	49.0%	51.3%	50.3%
% of FP17s for Band 1 Urgent Courses	616	5,320	11.6%	8.6%	8.0%	9.1%
% of FP17s Relating to Free Repair or Replacements	2	5,320	0.0%	0.7%	0.8%	0.8%
% of FP17s Relating to Continuations	87	5,320	1.6%	0.9%	1.0%	1.0%
% of Patients satisfied with the dentistry they have received	3	4	N/A	91.2%	91.7%	91.5%
% of Patients satisfied with the time they had to wait for an appointment	3	4	N/A	88.7%	88.3%	87.9%

* This is based on patients treated on this contract for their most recent course of treatment. Figures in italics indicate the base number of FP17s or Patient Questionnaire responses are less than 100. N/A is shown where the base number of responses is less than 10 during the period. % is calculated as Quantity/Base number*100

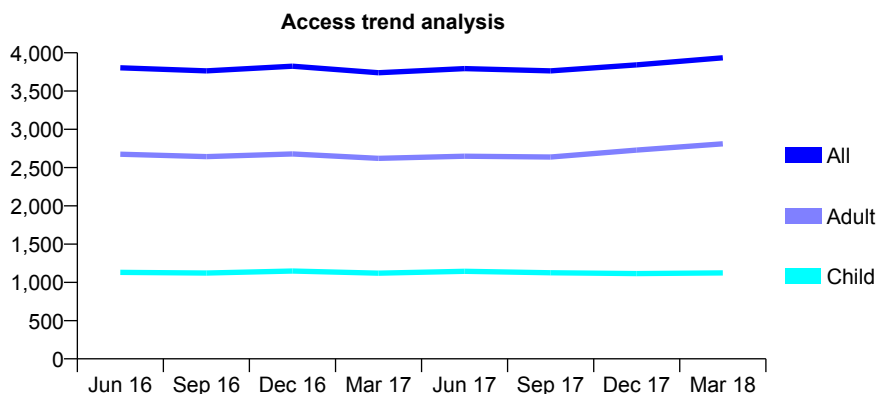
Q57 - Vital Signs At a Glance Contract Report for 165751/0001 - March 2018

Name or company name	Straight Road Dental Practice
Contract type name	GDS Contract
Purpose of contract	General
Contract start date	01/04/2009
Contract end date	

17/18 Contracted general activity (UDA)	10,000
Carry forward general activity (UDA)	139
17/18 Contracted orthodontic activity (UOA)	0
Carry forward orthodontic activity (UOA)	0
Baseline contract value	£263,485.80

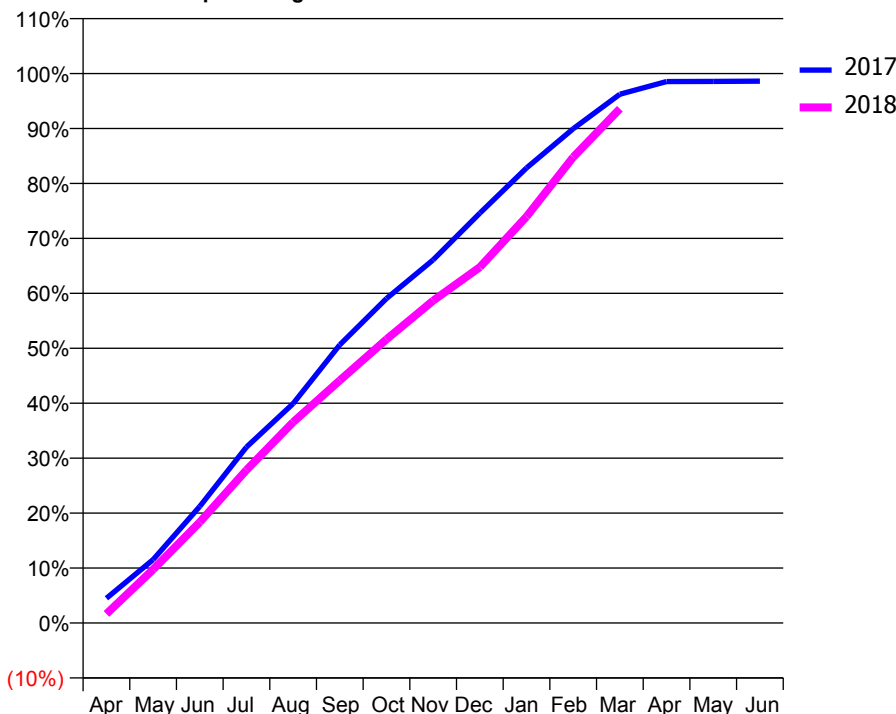
ACCESS*

Patients seen in 24 months	Total	Change since previous quarter
Quarter ending March 2017	3,739	
Quarter ending June 2017	3,793	→
Quarter ending September 2017	3,763	→
Quarter ending December 2017	3,843	↑
Quarter ending March 2018	3,934	↑
Variance since March 2017	5.2%	↑



ACTIVITY

Cumulative percentage of contracted UDA delivered 2017 & 2018



Month	Adjusted Scheduled Activity (UDA)	
	2017	2018
April	450	167
May	1,154	975
June	2,122	1,835
July	3,201	2,784
August	3,992	3,657
September	5,063	4,416
October	5,906	5,162
November	6,608	5,865
December	7,459	6,475
January	8,282	7,395
February	8,994	8,478
March	9,623	9,358
April	9,854	
May	9,855	
June	9,861	

QUALITY

	Quantity	Base Number	Contract	AT	Region	England
% of FP17s for the same patient ID Re-attending within 3 months - Children	98	1,493	6.6%	10.3%	11.6%	11.9%
% of FP17s for the same patient ID Re-attending within 3 months - Adults	336	3,211	10.5%	14.7%	15.4%	16.0%
% of FP17s for the same patient ID Re-attending between 3 & 9 months - Children	911	1,493	61.0%	56.0%	59.4%	58.3%
% of FP17s for the same patient ID Re-attending between 3 & 9 months - Adults	1,060	3,211	33.0%	49.0%	51.3%	50.3%
% of FP17s for Band 1 Urgent Courses	154	4,575	3.4%	8.6%	8.0%	9.1%
% of FP17s Relating to Free Repair or Replacements	23	4,575	0.5%	0.7%	0.8%	0.8%
% of FP17s Relating to Continuations	55	4,575	1.2%	0.9%	1.0%	1.0%
% of Patients satisfied with the dentistry they have received	3	5	N/A	91.2%	91.7%	91.5%
% of Patients satisfied with the time they had to wait for an appointment	4	5	N/A	88.7%	88.3%	87.9%

* This is based on patients treated on this contract for their most recent course of treatment. Figures in italics indicate the base number of FP17s or Patient Questionnaire responses are less than 100. N/A is shown where the base number of responses is less than 10 during the period. % is calculated as Quantity/Base number*100

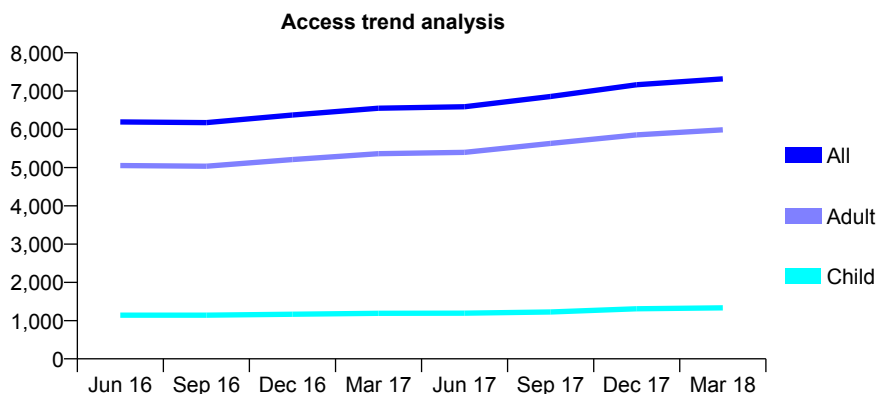
Q57 - Vital Signs At a Glance Contract Report for 169056/0001 - March 2018

Name or company name	Mr. Mazdak Eyrumlu and Honar Shakir
Contract type name	GDS Contract
Purpose of contract	General
Contract start date	09/11/2012
Contract end date	

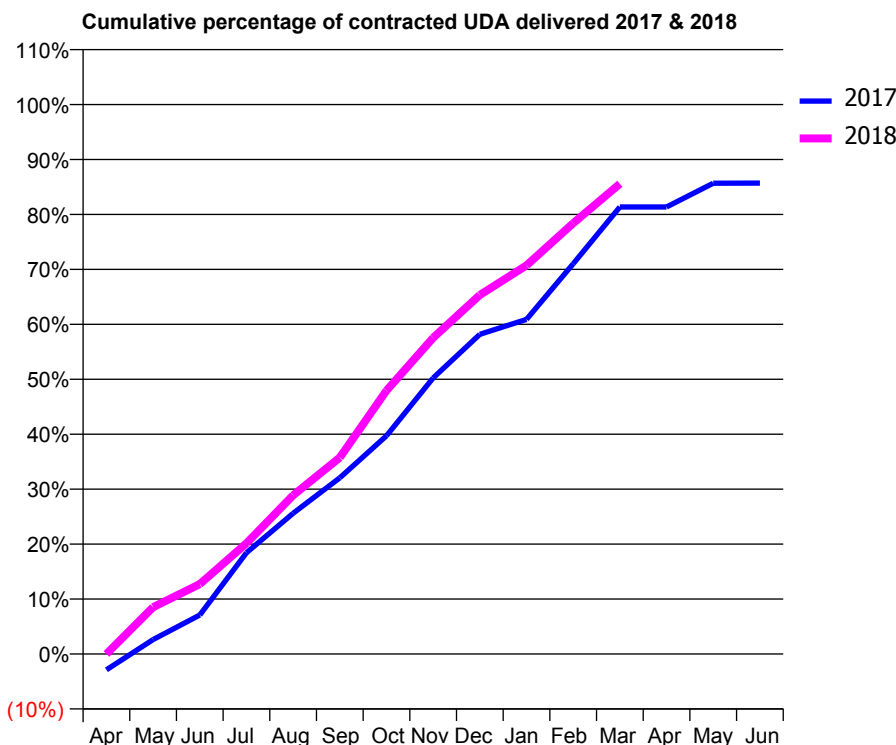
17/18 Contracted general activity (UDA)	25,845
Carry forward general activity (UDA)	0
17/18 Contracted orthodontic activity (UOA)	0
Carry forward orthodontic activity (UOA)	0
Baseline contract value	£596,455.76

ACCESS*

Patients seen in 24 months	Total	Change since previous quarter
Quarter ending March 2017	6,553	
Quarter ending June 2017	6,591	→
Quarter ending September 2017	6,857	↑
Quarter ending December 2017	7,164	↑
Quarter ending March 2018	7,319	↑
Variance since March 2017	11.7%	↑



ACTIVITY



Month	Adjusted Scheduled Activity (UDA)	
	2017	2018
April	-749	0
May	681	2,207
June	1,837	3,288
July	4,761	5,212
August	6,619	7,465
September	8,286	9,240
October	10,264	12,391
November	12,988	14,872
December	15,034	16,890
January	15,738	18,277
February	18,352	20,261
March	21,029	22,119
April	21,029	
May	22,141	
June	22,149	

QUALITY

	Quantity	Base Number	Contract	AT	Region	England
% of FP17s for the same patient ID Re-attending within 3 months - Children	136	1,758	7.7%	10.3%	11.6%	11.9%
% of FP17s for the same patient ID Re-attending within 3 months - Adults	1,101	7,717	14.3%	14.7%	15.4%	16.0%
% of FP17s for the same patient ID Re-attending between 3 & 9 months - Children	911	1,758	51.8%	56.0%	59.4%	58.3%
% of FP17s for the same patient ID Re-attending between 3 & 9 months - Adults	3,784	7,717	49.0%	49.0%	51.3%	50.3%
% of FP17s for Band 1 Urgent Courses	799	9,072	8.8%	8.6%	8.0%	9.1%
% of FP17s Relating to Free Repair or Replacements	53	9,072	0.6%	0.7%	0.8%	0.8%
% of FP17s Relating to Continuations	246	9,072	2.7%	0.9%	1.0%	1.0%
% of Patients satisfied with the dentistry they have received	8	9	N/A	91.2%	91.7%	91.5%
% of Patients satisfied with the time they had to wait for an appointment	9	9	N/A	88.7%	88.3%	87.9%

* This is based on patients treated on this contract for their most recent course of treatment. Figures in italics indicate the base number of FP17s or Patient Questionnaire responses are less than 100. N/A is shown where the base number of responses is less than 10 during the period. % is calculated as Quantity/Base number*100

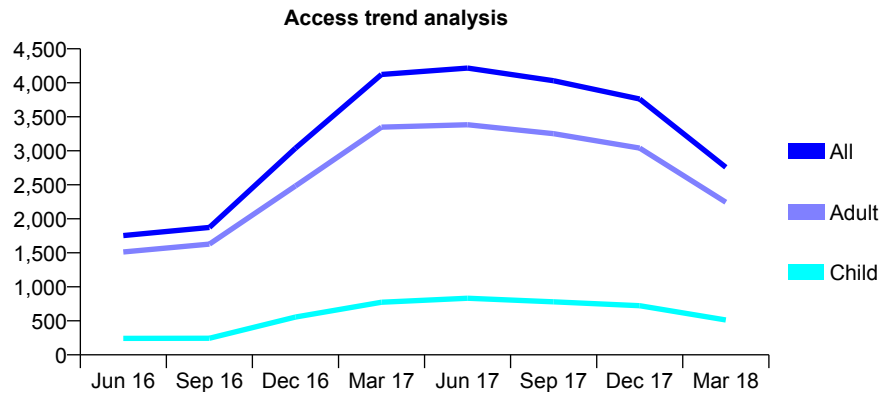
Q57 - Vital Signs At a Glance Contract Report for 169986/0001 - March 2018

Name or company name	Redmayne Partnership
Contract type name	GDS Contract
Purpose of contract	General
Contract start date	01/04/2015
Contract end date	

17/18 Contracted general activity (UDA)	8,401
Carry forward general activity (UDA)	0
17/18 Contracted orthodontic activity (UOA)	0
Carry forward orthodontic activity (UOA)	0
Baseline contract value	£180,621.50

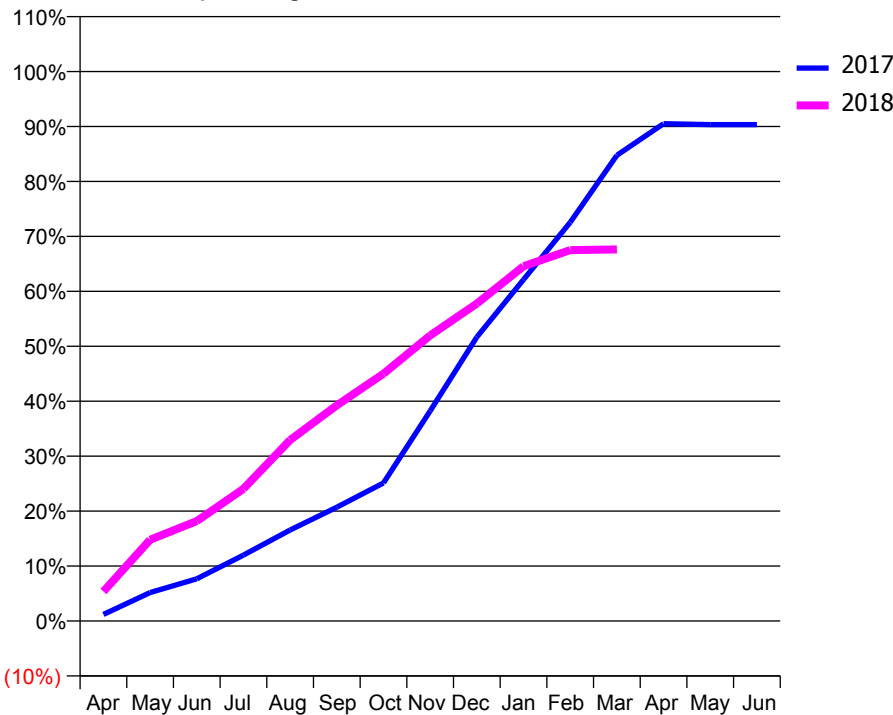
ACCESS*

Patients seen in 24 months	Total	Change since previous quarter
Quarter ending March 2017	4,122	
Quarter ending June 2017	4,216	↑
Quarter ending September 2017	4,030	↓
Quarter ending December 2017	3,762	↓
Quarter ending March 2018	2,757	↓
Variance since March 2017	(33.1%)	↓



ACTIVITY

Cumulative percentage of contracted UDA delivered 2017 & 2018



Month	Adjusted Scheduled Activity (UDA)	
	2017	2018
April	138	452
May	591	1,243
June	876	1,529
July	1,369	2,021
August	1,889	2,768
September	2,362	3,298
October	2,866	3,780
November	4,359	4,366
December	5,892	4,852
January	7,083	5,425
February	8,271	5,670
March	9,663	5,680
April	10,317	
May	10,298	
June	10,298	

QUALITY

	Quantity	Base Number	Contract	AT	Region	England
% of FP17s for the same patient ID Re-attending within 3 months - Children	20	753	2.7%	10.3%	11.6%	11.9%
% of FP17s for the same patient ID Re-attending within 3 months - Adults	215	2,818	7.6%	14.7%	15.4%	16.0%
% of FP17s for the same patient ID Re-attending between 3 & 9 months - Children	252	753	33.5%	56.0%	59.4%	58.3%
% of FP17s for the same patient ID Re-attending between 3 & 9 months - Adults	1,132	2,818	40.2%	49.0%	51.3%	50.3%
% of FP17s for Band 1 Urgent Courses	331	3,235	10.2%	8.6%	8.0%	9.1%
% of FP17s Relating to Free Repair or Replacements	53	3,235	1.6%	0.7%	0.8%	0.8%
% of FP17s Relating to Continuations	20	3,235	0.6%	0.9%	1.0%	1.0%
% of Patients satisfied with the dentistry they have received	2	3	N/A	91.2%	91.7%	91.5%
% of Patients satisfied with the time they had to wait for an appointment	2	3	N/A	88.7%	88.3%	87.9%

* This is based on patients treated on this contract for their most recent course of treatment. Figures in italics indicate the base number of FP17s or Patient Questionnaire responses are less than 100. N/A is shown where the base number of responses is less than 10 during the period. % is calculated as Quantity/Base number*100

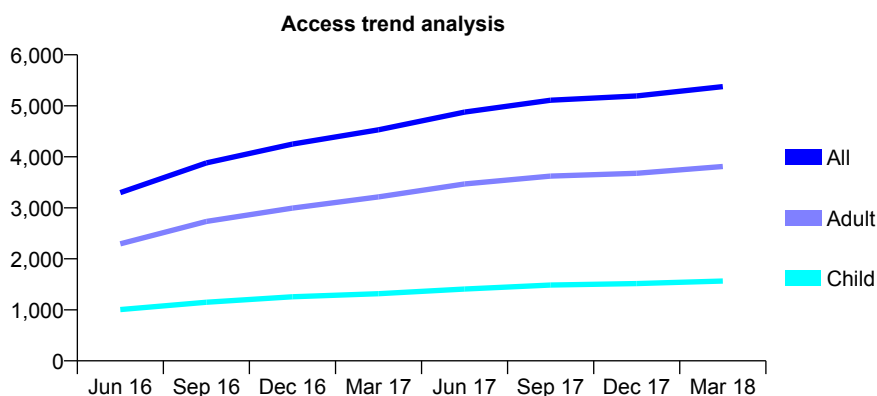
Q57 - Vital Signs At a Glance Contract Report for 172960/0001 - March 2018

Name or company name	Billericay Dental Care
Contract type name	GDS Contract
Purpose of contract	General
Contract start date	01/09/2015
Contract end date	

17/18 Contracted general activity (UDA)	12,616
Carry forward general activity (UDA)	42
17/18 Contracted orthodontic activity (UOA)	0
Carry forward orthodontic activity (UOA)	0
Baseline contract value	£303,823.44

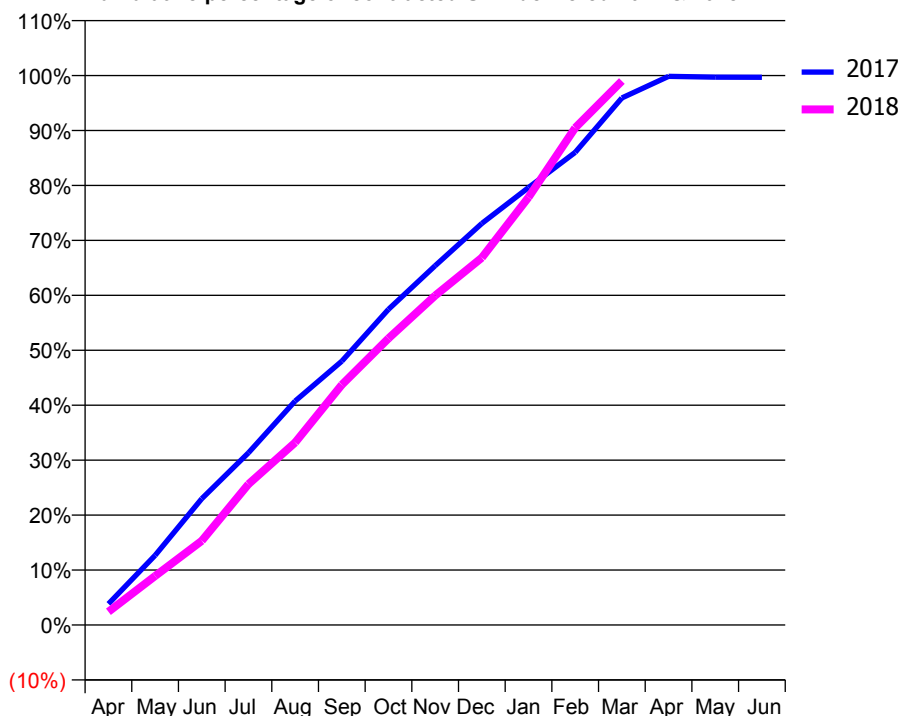
ACCESS*

Patients seen in 24 months	Total	Change since previous quarter
Quarter ending March 2017	4,530	
Quarter ending June 2017	4,876	↑
Quarter ending September 2017	5,109	↑
Quarter ending December 2017	5,193	→
Quarter ending March 2018	5,376	↑
Variance since March 2017	18.7%	↑



ACTIVITY

Cumulative percentage of contracted UDA delivered 2017 & 2018



Month	Adjusted Scheduled Activity (UDA)	
	2017	2018
April	485	304
May	1,600	1,126
June	2,901	1,932
July	3,953	3,236
August	5,141	4,191
September	6,057	5,517
October	7,248	6,580
November	8,250	7,562
December	9,221	8,432
January	10,043	9,820
February	10,852	11,414
March	12,100	12,488
April	12,596	
May	12,577	
June	12,574	

QUALITY

	Quantity	Base Number	Contract	AT	Region	England
% of FP17s for the same patient ID Re-attending within 3 months - Children	183	2,310	7.9%	10.3%	11.6%	11.9%
% of FP17s for the same patient ID Re-attending within 3 months - Adults	485	4,662	10.4%	14.7%	15.4%	16.0%
% of FP17s for the same patient ID Re-attending between 3 & 9 months - Children	1,133	2,310	49.0%	56.0%	59.4%	58.3%
% of FP17s for the same patient ID Re-attending between 3 & 9 months - Adults	2,128	4,662	45.6%	49.0%	51.3%	50.3%
% of FP17s for Band 1 Urgent Courses	459	6,690	6.9%	8.6%	8.0%	9.1%
% of FP17s Relating to Free Repair or Replacements	34	6,690	0.5%	0.7%	0.8%	0.8%
% of FP17s Relating to Continuations	7	6,690	0.1%	0.9%	1.0%	1.0%
% of Patients satisfied with the dentistry they have received	5	5	N/A	91.2%	91.7%	91.5%
% of Patients satisfied with the time they had to wait for an appointment	4	5	N/A	88.7%	88.3%	87.9%

* This is based on patients treated on this contract for their most recent course of treatment. Figures in italics indicate the base number of FP17s or Patient Questionnaire responses are less than 100. N/A is shown where the base number of responses is less than 10 during the period. % is calculated as Quantity/Base number*100

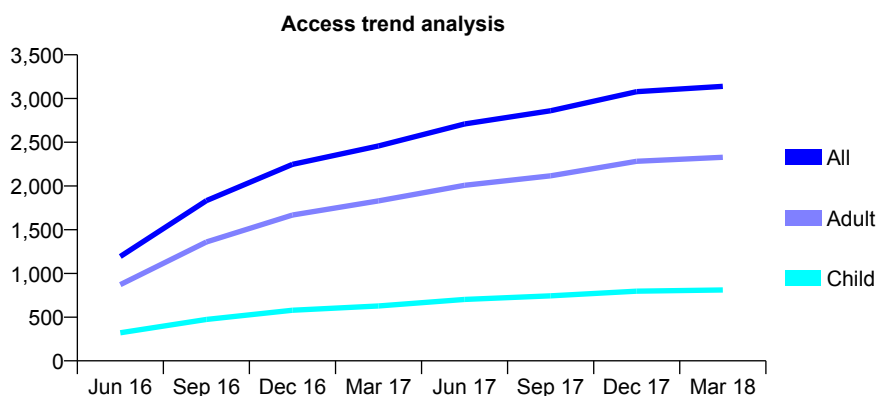
Q57 - Vital Signs At a Glance Contract Report for 173215/0001 - March 2018

Name or company name	Thames Dental Surgery
Contract type name	GDS Contract
Purpose of contract	General
Contract start date	01/02/2016
Contract end date	

17/18 Contracted general activity (UDA)	9,258
Carry forward general activity (UDA)	-126
17/18 Contracted orthodontic activity (UOA)	0
Carry forward orthodontic activity (UOA)	0
Baseline contract value	£226,372.34

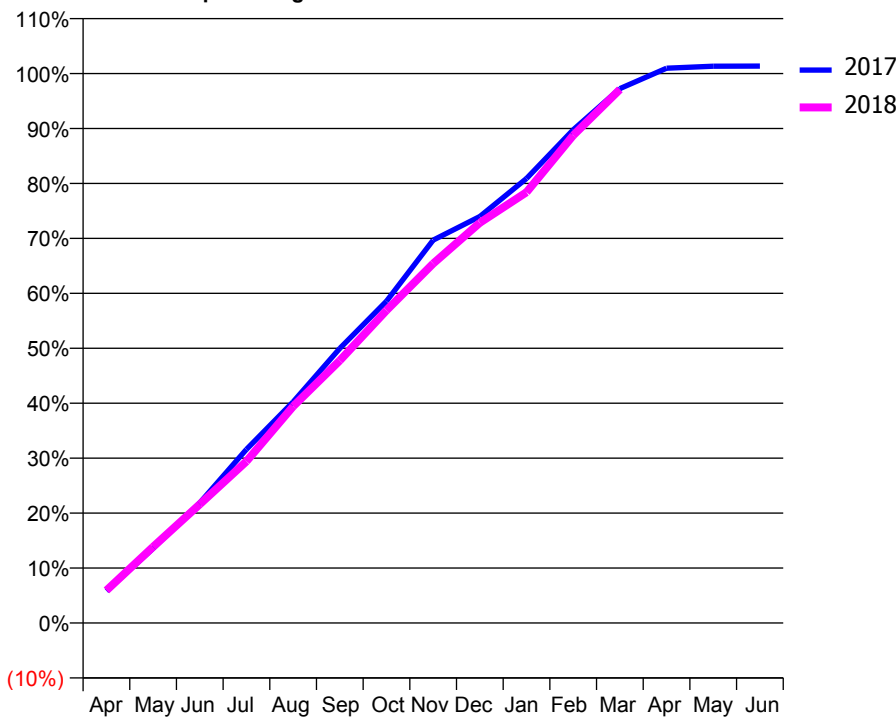
ACCESS*

Patients seen in 24 months	Total	Change since previous quarter
Quarter ending March 2017	2,457	
Quarter ending June 2017	2,710	↑
Quarter ending September 2017	2,860	↑
Quarter ending December 2017	3,079	↑
Quarter ending March 2018	3,139	→
Variance since March 2017	27.8%	↑



ACTIVITY

Cumulative percentage of contracted UDA delivered 2017 & 2018



Month	Adjusted Scheduled Activity (UDA)	
	2017	2018
April	541	550
May	1,257	1,285
June	2,025	2,001
July	2,925	2,725
August	3,726	3,649
September	4,627	4,423
October	5,423	5,268
November	6,451	6,056
December	6,848	6,742
January	7,490	7,257
February	8,308	8,215
March	9,004	8,991
April	9,347	
May	9,380	
June	9,384	

QUALITY

	Quantity	Base Number	Contract	AT	Region	England
% of FP17s for the same patient ID Re-attending within 3 months - Children	51	1,091	4.7%	10.3%	11.6%	11.9%
% of FP17s for the same patient ID Re-attending within 3 months - Adults	361	3,031	11.9%	14.7%	15.4%	16.0%
% of FP17s for the same patient ID Re-attending between 3 & 9 months - Children	539	1,091	49.4%	56.0%	59.4%	58.3%
% of FP17s for the same patient ID Re-attending between 3 & 9 months - Adults	1,470	3,031	48.5%	49.0%	51.3%	50.3%
% of FP17s for Band 1 Urgent Courses	231	3,974	5.8%	8.6%	8.0%	9.1%
% of FP17s Relating to Free Repair or Replacements	31	3,974	0.8%	0.7%	0.8%	0.8%
% of FP17s Relating to Continuations	72	3,974	1.8%	0.9%	1.0%	1.0%
% of Patients satisfied with the dentistry they have received	17	17	100.0%	91.2%	91.7%	91.5%
% of Patients satisfied with the time they had to wait for an appointment	17	17	100.0%	88.7%	88.3%	87.9%

* This is based on patients treated on this contract for their most recent course of treatment. Figures in italics indicate the base number of FP17s or Patient Questionnaire responses are less than 100. N/A is shown where the base number of responses is less than 10 during the period. % is calculated as Quantity/Base number*100

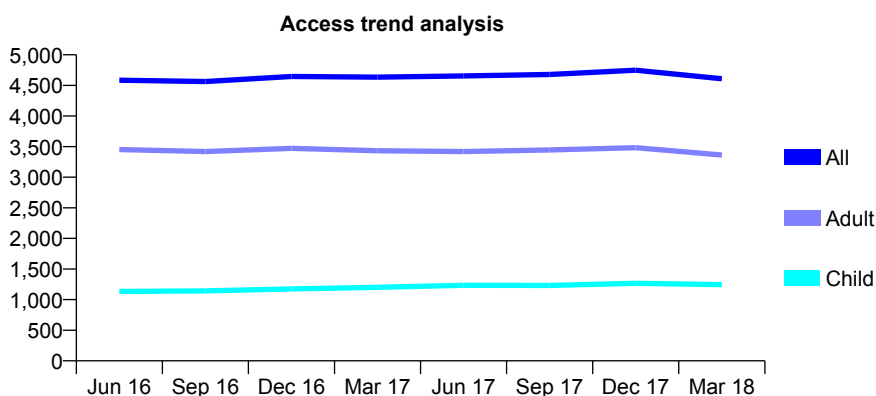
Q57 - Vital Signs At a Glance Contract Report for 173894/0001 - March 2018

Name or company name	Mr R Patel and Associates
Contract type name	GDS Contract
Purpose of contract	General
Contract start date	01/09/2011
Contract end date	

17/18 Contracted general activity (UDA)	12,350
Carry forward general activity (UDA)	-233
17/18 Contracted orthodontic activity (UOA)	0
Carry forward orthodontic activity (UOA)	0
Baseline contract value	£381,302.23

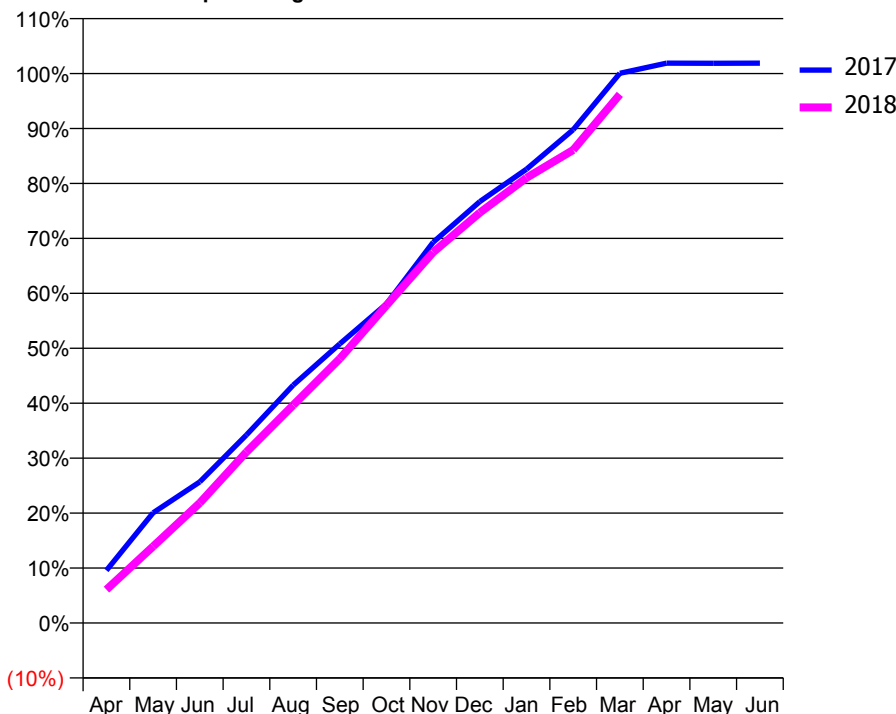
ACCESS*

Patients seen in 24 months	Total	Change since previous quarter
Quarter ending March 2017	4,635	
Quarter ending June 2017	4,655	→
Quarter ending September 2017	4,678	→
Quarter ending December 2017	4,748	→
Quarter ending March 2018	4,608	↓
Variance since March 2017	(0.6%)	→



ACTIVITY

Cumulative percentage of contracted UDA delivered 2017 & 2018



Month	Adjusted Scheduled Activity (UDA)	
	2017	2018
April	1,183	751
May	2,478	1,723
June	3,172	2,700
July	4,227	3,845
August	5,346	4,897
September	6,275	5,943
October	7,173	7,141
November	8,558	8,333
December	9,473	9,224
January	10,200	10,006
February	11,087	10,633
March	12,356	11,882
April	12,584	
May	12,580	
June	12,583	

QUALITY

	Quantity	Base Number	Contract	AT	Region	England
% of FP17s for the same patient ID Re-attending within 3 months - Children	133	1,866	7.1%	10.3%	11.6%	11.9%
% of FP17s for the same patient ID Re-attending within 3 months - Adults	664	4,855	13.7%	14.7%	15.4%	16.0%
% of FP17s for the same patient ID Re-attending between 3 & 9 months - Children	1,161	1,866	62.2%	56.0%	59.4%	58.3%
% of FP17s for the same patient ID Re-attending between 3 & 9 months - Adults	2,663	4,855	54.9%	49.0%	51.3%	50.3%
% of FP17s for Band 1 Urgent Courses	612	6,588	9.3%	8.6%	8.0%	9.1%
% of FP17s Relating to Free Repair or Replacements	27	6,588	0.4%	0.7%	0.8%	0.8%
% of FP17s Relating to Continuations	62	6,588	0.9%	0.9%	1.0%	1.0%
% of Patients satisfied with the dentistry they have received	5	6	N/A	91.2%	91.7%	91.5%
% of Patients satisfied with the time they had to wait for an appointment	6	6	N/A	88.7%	88.3%	87.9%

* This is based on patients treated on this contract for their most recent course of treatment. Figures in italics indicate the base number of FP17s or Patient Questionnaire responses are less than 100. N/A is shown where the base number of responses is less than 10 during the period. % is calculated as Quantity/Base number*100

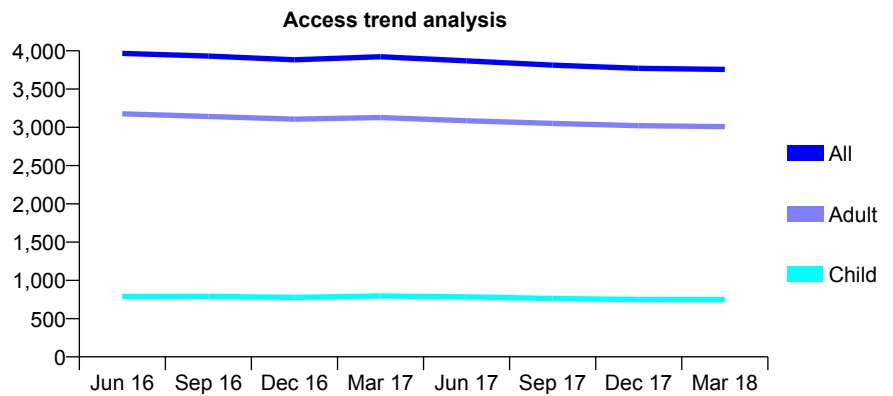
Q57 - Vital Signs At a Glance Contract Report for 174483/0001 - March 2018

Name or company name	Mr R M Karimi & Mr S Abbasi
Contract type name	GDS Contract
Purpose of contract	General
Contract start date	01/10/2008
Contract end date	

17/18 Contracted general activity (UDA)	15,212
Carry forward general activity (UDA)	0
17/18 Contracted orthodontic activity (UOA)	0
Carry forward orthodontic activity (UOA)	0
Baseline contract value	£481,325.03

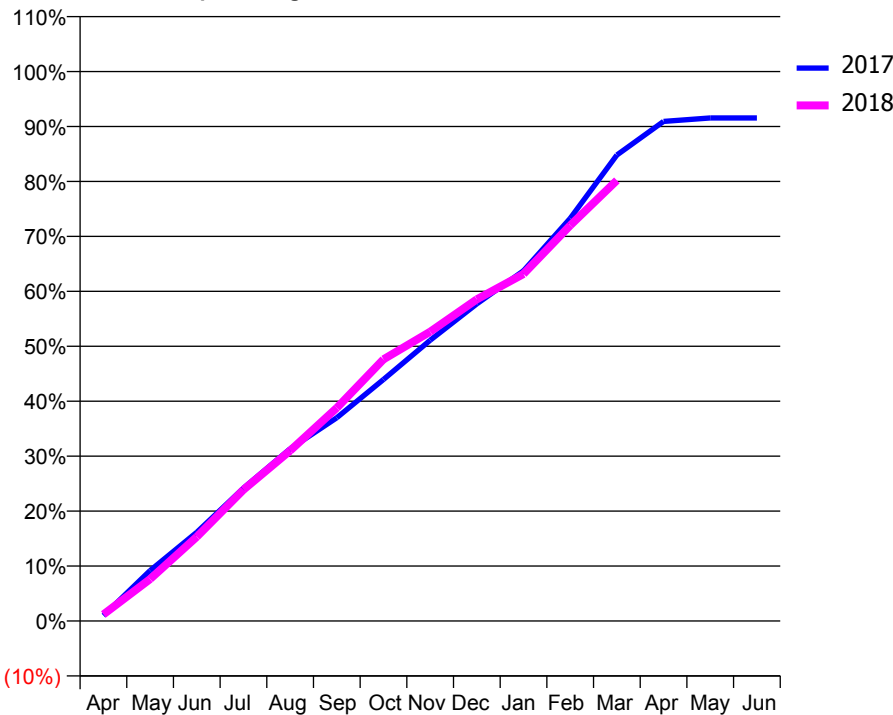
ACCESS*

Patients seen in 24 months	Total	Change since previous quarter
Quarter ending March 2017	3,923	
Quarter ending June 2017	3,869	↓
Quarter ending September 2017	3,813	↓
Quarter ending December 2017	3,770	↓
Quarter ending March 2018	3,756	→
Variance since March 2017	(4.3%)	↓



ACTIVITY

Cumulative percentage of contracted UDA delivered 2017 & 2018



Month	Adjusted Scheduled Activity (UDA)	
	2017	2018
April	151	182
May	1,396	1,160
June	2,458	2,333
July	3,679	3,634
August	4,767	4,716
September	5,626	5,900
October	6,688	7,244
November	7,773	8,010
December	8,778	8,905
January	9,696	9,609
February	11,145	10,950
March	12,902	12,199
April	13,829	
May	13,926	
June	13,926	

QUALITY

	Quantity	Base Number	Contract	AT	Region	England
% of FP17s for the same patient ID Re-attending within 3 months - Children	35	869	4.0%	10.3%	11.6%	11.9%
% of FP17s for the same patient ID Re-attending within 3 months - Adults	343	3,501	9.8%	14.7%	15.4%	16.0%
% of FP17s for the same patient ID Re-attending between 3 & 9 months - Children	405	869	46.6%	56.0%	59.4%	58.3%
% of FP17s for the same patient ID Re-attending between 3 & 9 months - Adults	1,826	3,501	52.2%	49.0%	51.3%	50.3%
% of FP17s for Band 1 Urgent Courses	283	4,185	6.8%	8.6%	8.0%	9.1%
% of FP17s Relating to Free Repair or Replacements	17	4,185	0.4%	0.7%	0.8%	0.8%
% of FP17s Relating to Continuations	55	4,185	1.3%	0.9%	1.0%	1.0%
% of Patients satisfied with the dentistry they have received	3	3	N/A	91.2%	91.7%	91.5%
% of Patients satisfied with the time they had to wait for an appointment	3	3	N/A	88.7%	88.3%	87.9%

* This is based on patients treated on this contract for their most recent course of treatment. Figures in italics indicate the base number of FP17s or Patient Questionnaire responses are less than 100. N/A is shown where the base number of responses is less than 10 during the period. % is calculated as Quantity/Base number*100

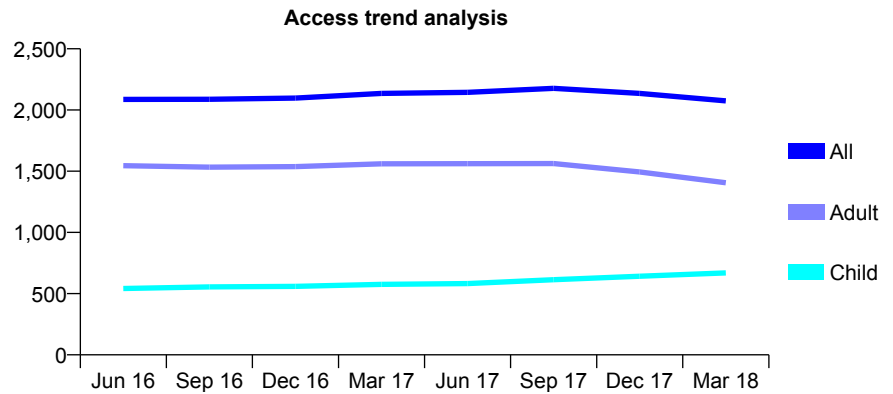
Q57 - Vital Signs At a Glance Contract Report for 174734/0001 - March 2018

Name or company name	Mr Azm Ahmed & Mrs Samira Ahmed
Contract type name	GDS Contract
Purpose of contract	General
Contract start date	01/09/2013
Contract end date	

17/18 Contracted general activity (UDA)	6,000
Carry forward general activity (UDA)	-48
17/18 Contracted orthodontic activity (UOA)	0
Carry forward orthodontic activity (UOA)	0
Baseline contract value	£143,888.68

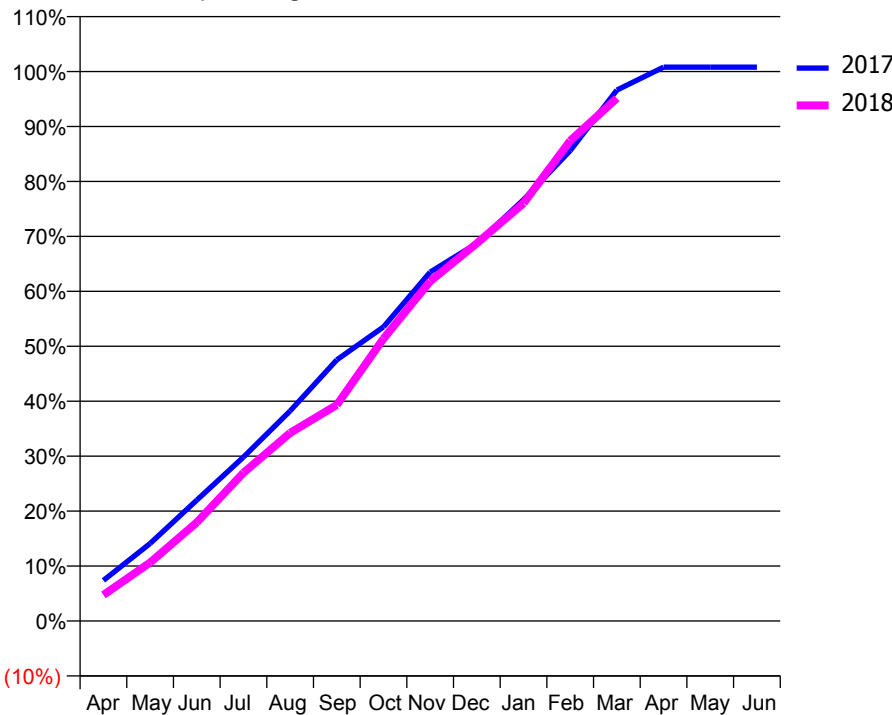
ACCESS*

Patients seen in 24 months	Total	Change since previous quarter
Quarter ending March 2017	2,136	
Quarter ending June 2017	2,144	→
Quarter ending September 2017	2,177	→
Quarter ending December 2017	2,136	↓
Quarter ending March 2018	2,075	↓
Variance since March 2017	(2.9%)	↓



ACTIVITY

Cumulative percentage of contracted UDA delivered 2017 & 2018



Month	Adjusted Scheduled Activity (UDA)	
	2017	2018
April	443	285
May	846	638
June	1,320	1,076
July	1,790	1,618
August	2,294	2,054
September	2,852	2,360
October	3,211	3,083
November	3,809	3,710
December	4,124	4,124
January	4,600	4,560
February	5,136	5,243
March	5,797	5,709
April	6,048	
May	6,048	
June	6,048	

QUALITY

	Quantity	Base Number	Contract	AT	Region	England
% of FP17s for the same patient ID Re-attending within 3 months - Children	77	1,063	7.2%	10.3%	11.6%	11.9%
% of FP17s for the same patient ID Re-attending within 3 months - Adults	326	2,133	15.3%	14.7%	15.4%	16.0%
% of FP17s for the same patient ID Re-attending between 3 & 9 months - Children	697	1,063	65.6%	56.0%	59.4%	58.3%
% of FP17s for the same patient ID Re-attending between 3 & 9 months - Adults	1,337	2,133	62.7%	49.0%	51.3%	50.3%
% of FP17s for Band 1 Urgent Courses	184	3,079	6.0%	8.6%	8.0%	9.1%
% of FP17s Relating to Free Repair or Replacements	4	3,079	0.1%	0.7%	0.8%	0.8%
% of FP17s Relating to Continuations	71	3,079	2.3%	0.9%	1.0%	1.0%
% of Patients satisfied with the dentistry they have received	5	5	N/A	91.2%	91.7%	91.5%
% of Patients satisfied with the time they had to wait for an appointment	5	5	N/A	88.7%	88.3%	87.9%

* This is based on patients treated on this contract for their most recent course of treatment. Figures in italics indicate the base number of FP17s or Patient Questionnaire responses are less than 100. N/A is shown where the base number of responses is less than 10 during the period. % is calculated as Quantity/Base number*100

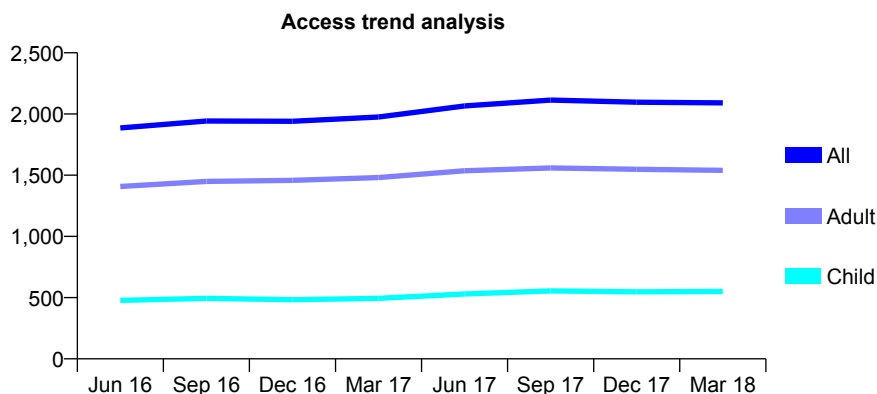
Q57 - Vital Signs At a Glance Contract Report for 175765/0001 - March 2018

Name or company name	Church Hill Dental Practice
Contract type name	GDS Contract
Purpose of contract	General
Contract start date	01/09/2010
Contract end date	

17/18 Contracted general activity (UDA)	6,000
Carry forward general activity (UDA)	221
17/18 Contracted orthodontic activity (UOA)	0
Carry forward orthodontic activity (UOA)	0
Baseline contract value	£145,896.41

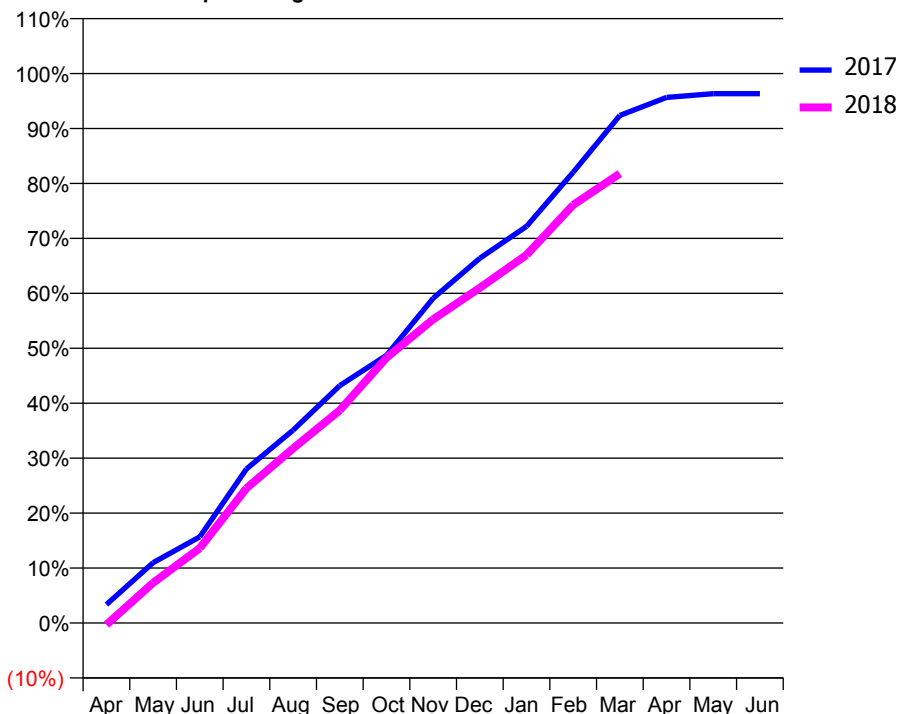
ACCESS*

Patients seen in 24 months	Total	Change since previous quarter
Quarter ending March 2017	1,975	
Quarter ending June 2017	2,066	↑
Quarter ending September 2017	2,114	↑
Quarter ending December 2017	2,096	→
Quarter ending March 2018	2,091	→
Variance since March 2017	5.9%	↑



ACTIVITY

Cumulative percentage of contracted UDA delivered 2017 & 2018



Month	Adjusted Scheduled Activity (UDA)	
	2017	2018
April	202	-20
May	658	439
June	942	818
July	1,683	1,471
August	2,106	1,906
September	2,592	2,323
October	2,923	2,897
November	3,547	3,316
December	3,982	3,659
January	4,330	4,019
February	4,921	4,565
March	5,542	4,907
April	5,739	
May	5,779	
June	5,779	

QUALITY

	Quantity	Base Number	Contract	AT	Region	England
% of FP17s for the same patient ID Re-attending within 3 months - Children	67	765	8.8%	10.3%	11.6%	11.9%
% of FP17s for the same patient ID Re-attending within 3 months - Adults	377	1,945	19.4%	14.7%	15.4%	16.0%
% of FP17s for the same patient ID Re-attending between 3 & 9 months - Children	381	765	49.8%	56.0%	59.4%	58.3%
% of FP17s for the same patient ID Re-attending between 3 & 9 months - Adults	839	1,945	43.1%	49.0%	51.3%	50.3%
% of FP17s for Band 1 Urgent Courses	246	2,603	9.5%	8.6%	8.0%	9.1%
% of FP17s Relating to Free Repair or Replacements	11	2,603	0.4%	0.7%	0.8%	0.8%
% of FP17s Relating to Continuations	37	2,603	1.4%	0.9%	1.0%	1.0%
% of Patients satisfied with the dentistry they have received	0	1	N/A	91.2%	91.7%	91.5%
% of Patients satisfied with the time they had to wait for an appointment	0	1	N/A	88.7%	88.3%	87.9%

* This is based on patients treated on this contract for their most recent course of treatment. Figures in italics indicate the base number of FP17s or Patient Questionnaire responses are less than 100. N/A is shown where the base number of responses is less than 10 during the period. % is calculated as Quantity/Base number*100

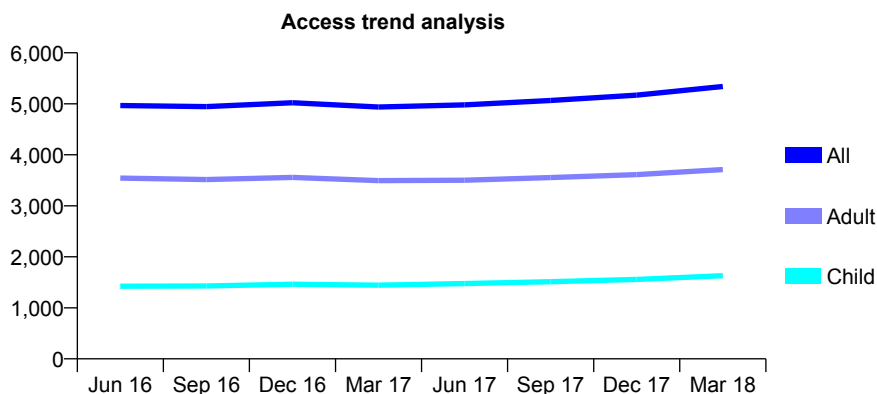
Q57 - Vital Signs At a Glance Contract Report for 177733/0001 - March 2018

Name or company name	Manningtree Practice Limited
Contract type name	GDS Contract
Purpose of contract	General
Contract start date	01/12/2010
Contract end date	

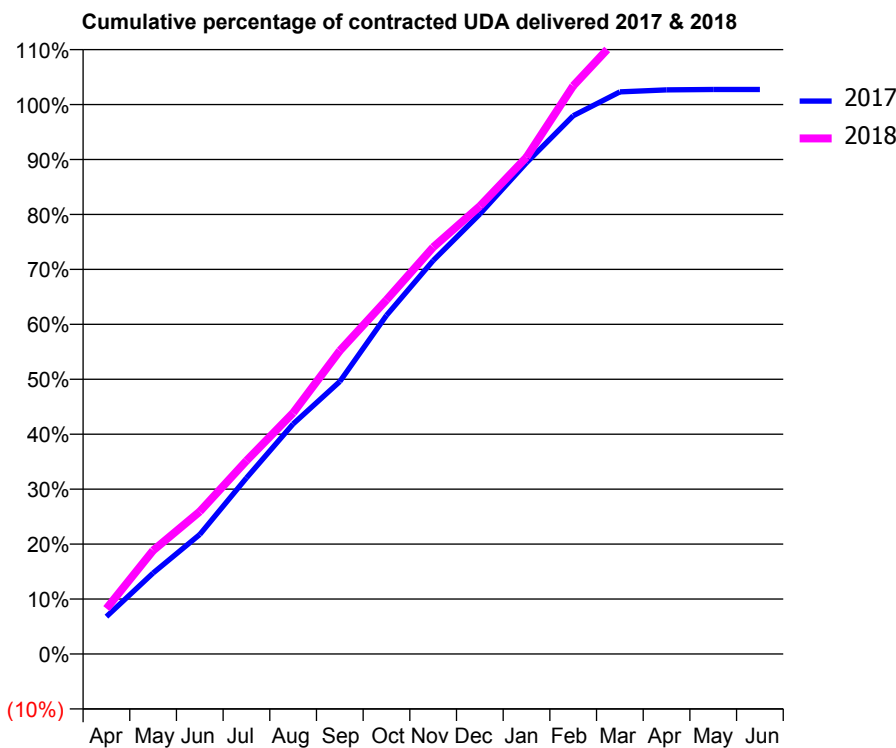
17/18 Contracted general activity (UDA)	10,076
Carry forward general activity (UDA)	-202
17/18 Contracted orthodontic activity (UOA)	0
Carry forward orthodontic activity (UOA)	0
Baseline contract value	£281,678.12

ACCESS*

Patients seen in 24 months	Total	Change since previous quarter
Quarter ending March 2017	4,938	
Quarter ending June 2017	4,978	→
Quarter ending September 2017	5,065	→
Quarter ending December 2017	5,171	↑
Quarter ending March 2018	5,339	↑
Variance since March 2017	8.1%	↑



ACTIVITY



Month	Adjusted Scheduled Activity (UDA)	
	2017	2018
April	686	832
May	1,486	1,900
June	2,191	2,612
July	3,228	3,544
August	4,220	4,421
September	4,996	5,561
October	6,210	6,493
November	7,213	7,459
December	8,067	8,213
January	9,008	9,110
February	9,869	10,417
March	10,308	11,332
April	10,343	
May	10,350	
June	10,352	

QUALITY

	Quantity	Base Number	Contract	AT	Region	England
% of FP17s for the same patient ID Re-attending within 3 months - Children	108	2,334	4.6%	10.3%	11.6%	11.9%
% of FP17s for the same patient ID Re-attending within 3 months - Adults	812	4,939	16.4%	14.7%	15.4%	16.0%
% of FP17s for the same patient ID Re-attending between 3 & 9 months - Children	1,263	2,334	54.1%	56.0%	59.4%	58.3%
% of FP17s for the same patient ID Re-attending between 3 & 9 months - Adults	1,956	4,939	39.6%	49.0%	51.3%	50.3%
% of FP17s for Band 1 Urgent Courses	1,181	6,836	17.3%	8.6%	8.0%	9.1%
% of FP17s Relating to Free Repair or Replacements	7	6,836	0.1%	0.7%	0.8%	0.8%
% of FP17s Relating to Continuations	26	6,836	0.4%	0.9%	1.0%	1.0%
% of Patients satisfied with the dentistry they have received	10	11	90.9%	91.2%	91.7%	91.5%
% of Patients satisfied with the time they had to wait for an appointment	11	11	100.0%	88.7%	88.3%	87.9%

* This is based on patients treated on this contract for their most recent course of treatment. Figures in italics indicate the base number of FP17s or Patient Questionnaire responses are less than 100. N/A is shown where the base number of responses is less than 10 during the period. % is calculated as Quantity/Base number*100

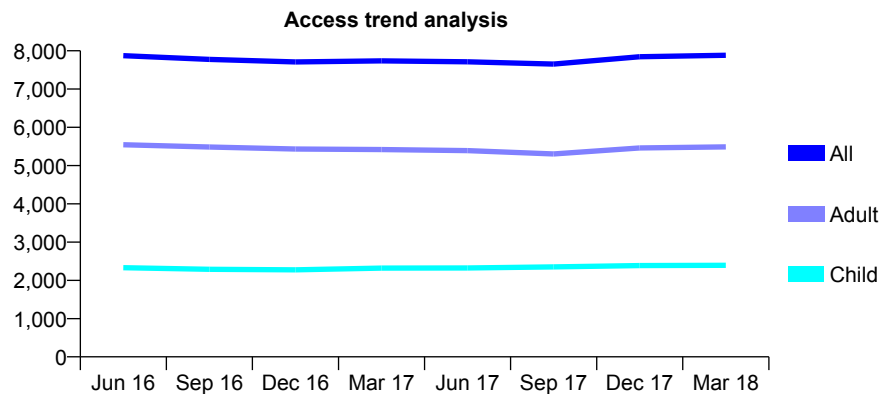
Q57 - Vital Signs At a Glance Contract Report for 179078/0001 - March 2018

Name or company name	Lister House Dental Centre
Contract type name	GDS Contract
Purpose of contract	General
Contract start date	01/04/2013
Contract end date	

17/18 Contracted general activity (UDA)	19,852
Carry forward general activity (UDA)	-397
17/18 Contracted orthodontic activity (UOA)	0
Carry forward orthodontic activity (UOA)	0
Baseline contract value	£566,256.84

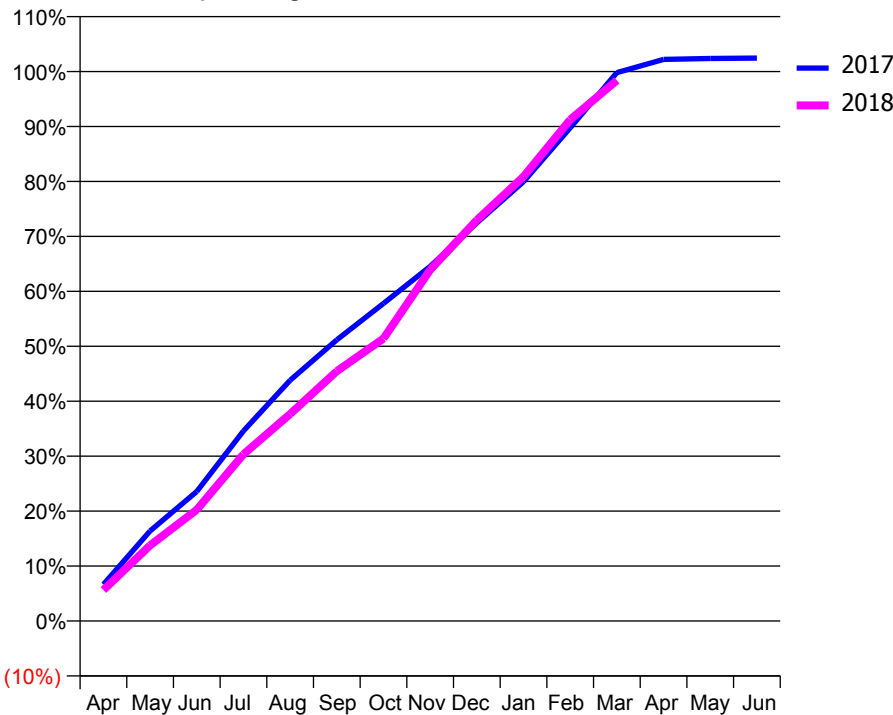
ACCESS*

Patients seen in 24 months	Total	Change since previous quarter
Quarter ending March 2017	7,738	
Quarter ending June 2017	7,714	→
Quarter ending September 2017	7,652	→
Quarter ending December 2017	7,846	↑
Quarter ending March 2018	7,883	→
Variance since March 2017	1.9%	→



ACTIVITY

Cumulative percentage of contracted UDA delivered 2017 & 2018



Month	Adjusted Scheduled Activity (UDA)	
	2017	2018
April	1,325	1,119
May	3,255	2,735
June	4,681	4,020
July	6,869	6,024
August	8,696	7,480
September	10,160	9,025
October	11,472	10,208
November	12,811	12,688
December	14,384	14,482
January	15,869	16,052
February	17,817	18,112
March	19,813	19,530
April	20,290	
May	20,323	
June	20,338	

QUALITY

	Quantity	Base Number	Contract	AT	Region	England
% of FP17s for the same patient ID Re-attending within 3 months - Children	273	3,332	8.2%	10.3%	11.6%	11.9%
% of FP17s for the same patient ID Re-attending within 3 months - Adults	1,177	7,030	16.7%	14.7%	15.4%	16.0%
% of FP17s for the same patient ID Re-attending between 3 & 9 months - Children	1,826	3,332	54.8%	56.0%	59.4%	58.3%
% of FP17s for the same patient ID Re-attending between 3 & 9 months - Adults	3,294	7,030	46.9%	49.0%	51.3%	50.3%
% of FP17s for Band 1 Urgent Courses	962	8,968	10.7%	8.6%	8.0%	9.1%
% of FP17s Relating to Free Repair or Replacements	71	8,968	0.8%	0.7%	0.8%	0.8%
% of FP17s Relating to Continuations	62	8,968	0.7%	0.9%	1.0%	1.0%
% of Patients satisfied with the dentistry they have received	6	7	N/A	91.2%	91.7%	91.5%
% of Patients satisfied with the time they had to wait for an appointment	6	7	N/A	88.7%	88.3%	87.9%

* This is based on patients treated on this contract for their most recent course of treatment. Figures in italics indicate the base number of FP17s or Patient Questionnaire responses are less than 100. N/A is shown where the base number of responses is less than 10 during the period. % is calculated as Quantity/Base number*100

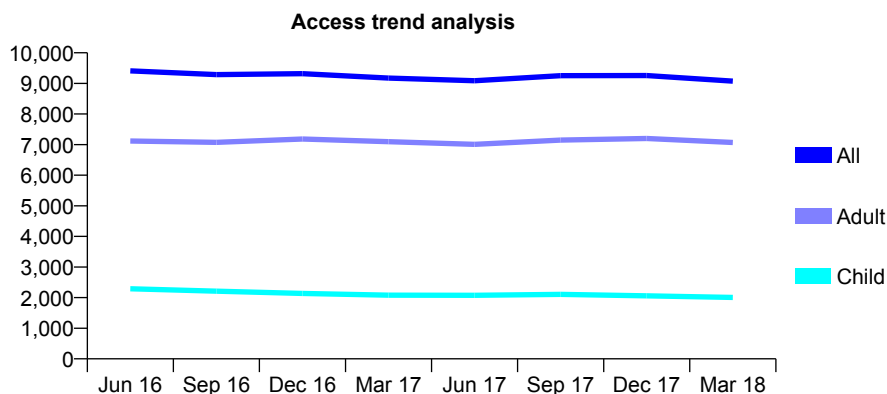
Q57 - Vital Signs At a Glance Contract Report for 180394/0001 - March 2018

Name or company name	Great Knightleys Dental Clinic
Contract type name	GDS Contract
Purpose of contract	General
Contract start date	01/01/2014
Contract end date	

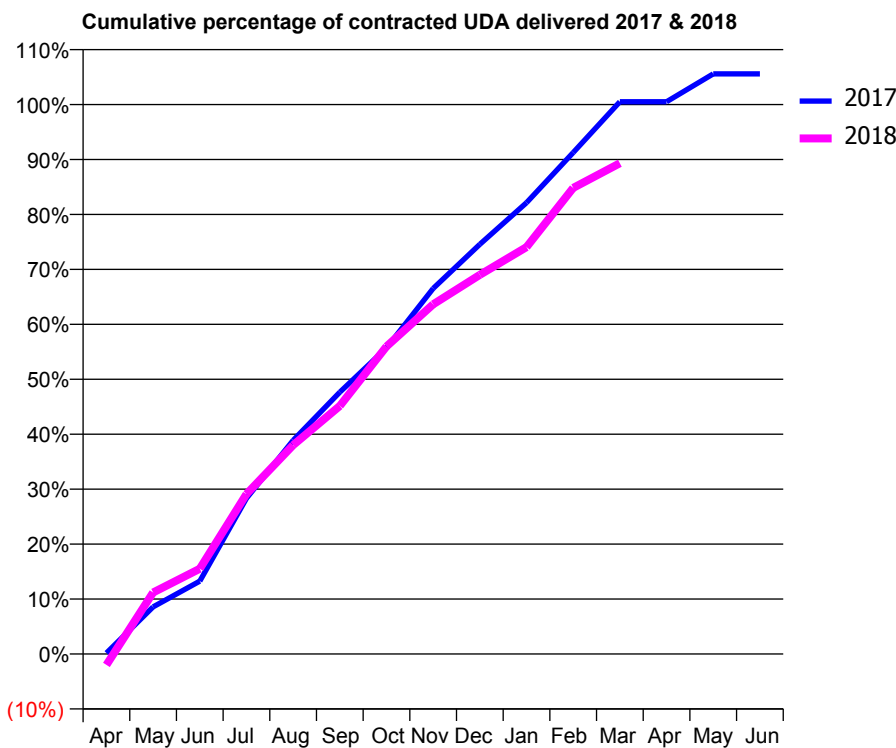
17/18 Contracted general activity (UDA)	36,655
Carry forward general activity (UDA)	733
17/18 Contracted orthodontic activity (UOA)	0
Carry forward orthodontic activity (UOA)	0
Baseline contract value	£1,122,388.23

ACCESS*

Patients seen in 24 months	Total	Change since previous quarter
Quarter ending March 2017	9,173	
Quarter ending June 2017	9,087	→
Quarter ending September 2017	9,253	→
Quarter ending December 2017	9,258	→
Quarter ending March 2018	9,076	↓
Variance since March 2017	(1.1%)	↓



ACTIVITY



Month	Adjusted Scheduled Activity (UDA)	
	2017	2018
April	71	-733
May	3,141	4,103
June	4,858	5,687
July	10,389	10,671
August	14,256	13,937
September	17,466	16,549
October	20,419	20,513
November	24,382	23,328
December	27,329	25,297
January	30,103	27,143
February	33,454	31,089
March	36,839	32,740
April	36,839	
May	38,697	
June	38,697	

QUALITY

	Quantity	Base Number	Contract	AT	Region	England
% of FP17s for the same patient ID Re-attending within 3 months - Children	185	2,168	8.5%	10.3%	11.6%	11.9%
% of FP17s for the same patient ID Re-attending within 3 months - Adults	1,601	7,442	21.5%	14.7%	15.4%	16.0%
% of FP17s for the same patient ID Re-attending between 3 & 9 months - Children	836	2,168	38.6%	56.0%	59.4%	58.3%
% of FP17s for the same patient ID Re-attending between 3 & 9 months - Adults	1,671	7,442	22.5%	49.0%	51.3%	50.3%
% of FP17s for Band 1 Urgent Courses	1,009	9,177	11.0%	8.6%	8.0%	9.1%
% of FP17s Relating to Free Repair or Replacements	171	9,177	1.9%	0.7%	0.8%	0.8%
% of FP17s Relating to Continuations	456	9,177	5.0%	0.9%	1.0%	1.0%
% of Patients satisfied with the dentistry they have received	11	11	100.0%	91.2%	91.7%	91.5%
% of Patients satisfied with the time they had to wait for an appointment	9	11	81.8%	88.7%	88.3%	87.9%

* This is based on patients treated on this contract for their most recent course of treatment. Figures in italics indicate the base number of FP17s or Patient Questionnaire responses are less than 100. N/A is shown where the base number of responses is less than 10 during the period. % is calculated as Quantity/Base number*100

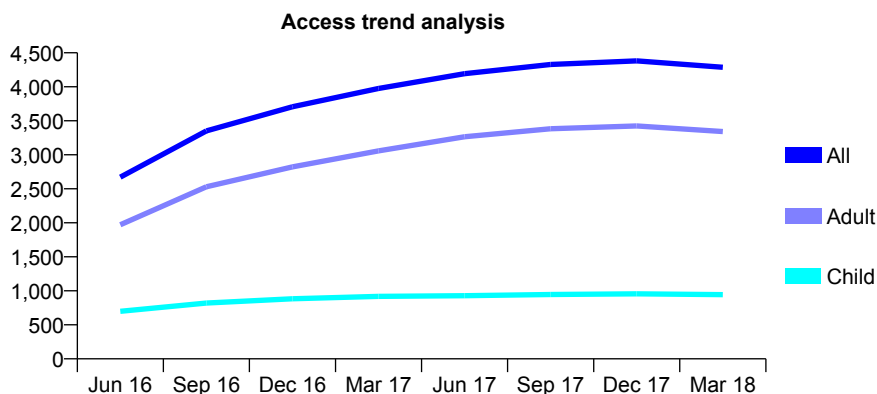
Q57 - Vital Signs At a Glance Contract Report for 181099/0001 - March 2018

Name or company name	Lemar, Lemar & Finn
Contract type name	GDS Contract
Purpose of contract	General
Contract start date	01/12/2015
Contract end date	

17/18 Contracted general activity (UDA)	12,450
Carry forward general activity (UDA)	-174
17/18 Contracted orthodontic activity (UOA)	0
Carry forward orthodontic activity (UOA)	0
Baseline contract value	£287,555.83

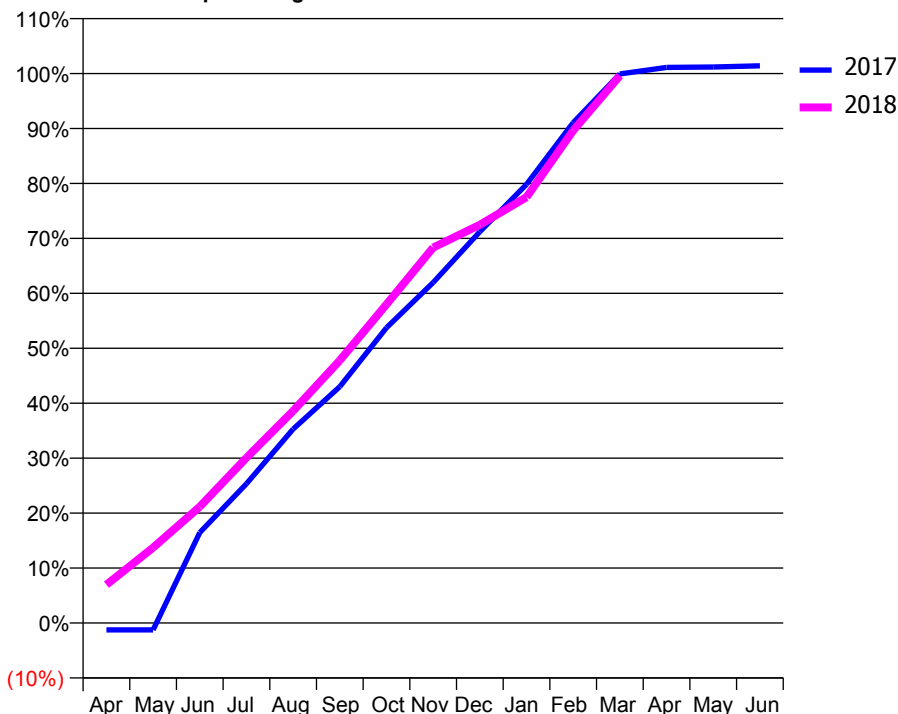
ACCESS*

Patients seen in 24 months	Total	Change since previous quarter
Quarter ending March 2017	3,976	
Quarter ending June 2017	4,194	↑
Quarter ending September 2017	4,329	↑
Quarter ending December 2017	4,381	→
Quarter ending March 2018	4,287	↓
Variance since March 2017	7.8%	↑



ACTIVITY

Cumulative percentage of contracted UDA delivered 2017 & 2018



Month	Adjusted Scheduled Activity (UDA)	
	2017	2018
April	-160	869
May	-160	1,710
June	2,049	2,636
July	3,155	3,745
August	4,393	4,805
September	5,356	5,951
October	6,692	7,220
November	7,715	8,507
December	8,865	9,024
January	9,940	9,650
February	11,337	11,160
March	12,439	12,400
April	12,587	
May	12,598	
June	12,624	

QUALITY

	Quantity	Base Number	Contract	AT	Region	England
% of FP17s for the same patient ID Re-attending within 3 months - Children	74	1,261	5.9%	10.3%	11.6%	11.9%
% of FP17s for the same patient ID Re-attending within 3 months - Adults	542	4,218	12.8%	14.7%	15.4%	16.0%
% of FP17s for the same patient ID Re-attending between 3 & 9 months - Children	697	1,261	55.3%	56.0%	59.4%	58.3%
% of FP17s for the same patient ID Re-attending between 3 & 9 months - Adults	2,194	4,218	52.0%	49.0%	51.3%	50.3%
% of FP17s for Band 1 Urgent Courses	298	5,338	5.6%	8.6%	8.0%	9.1%
% of FP17s Relating to Free Repair or Replacements	22	5,338	0.4%	0.7%	0.8%	0.8%
% of FP17s Relating to Continuations	133	5,338	2.5%	0.9%	1.0%	1.0%
% of Patients satisfied with the dentistry they have received	4	4	N/A	91.2%	91.7%	91.5%
% of Patients satisfied with the time they had to wait for an appointment	4	4	N/A	88.7%	88.3%	87.9%

* This is based on patients treated on this contract for their most recent course of treatment. Figures in italics indicate the base number of FP17s or Patient Questionnaire responses are less than 100. N/A is shown where the base number of responses is less than 10 during the period. % is calculated as Quantity/Base number*100

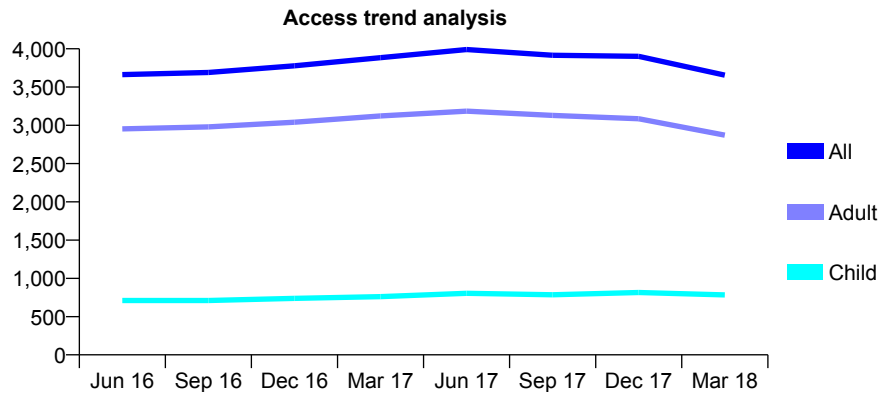
Q57 - Vital Signs At a Glance Contract Report for 181226/0001 - March 2018

Name or company name	Valley Dental Practice
Contract type name	GDS Contract
Purpose of contract	General
Contract start date	01/07/2012
Contract end date	

17/18 Contracted general activity (UDA)	8,028
Carry forward general activity (UDA)	-35
17/18 Contracted orthodontic activity (UOA)	0
Carry forward orthodontic activity (UOA)	0
Baseline contract value	£181,423.67

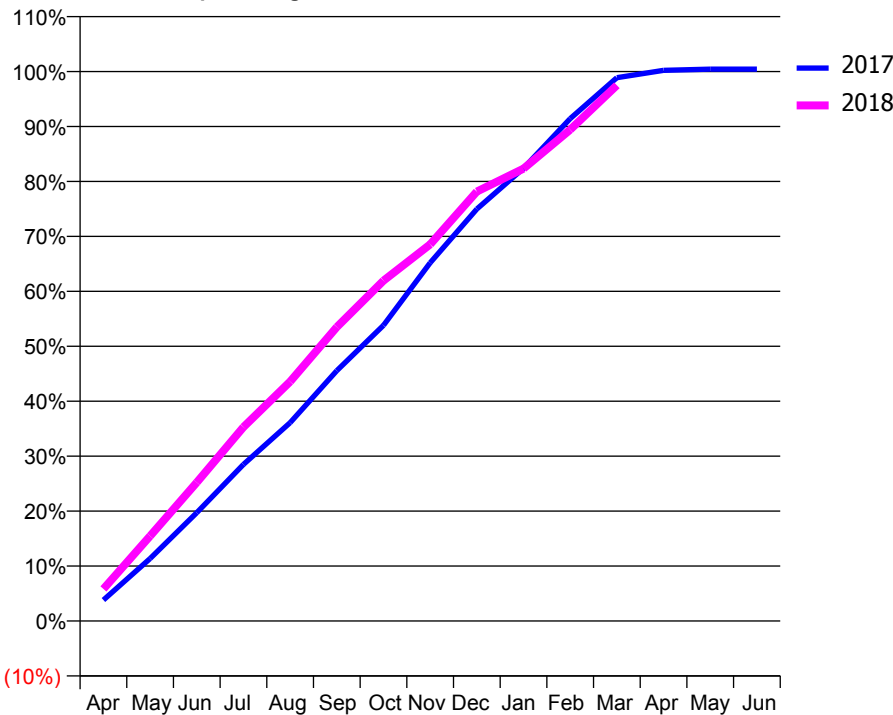
ACCESS*

Patients seen in 24 months	Total	Change since previous quarter
Quarter ending March 2017	3,884	
Quarter ending June 2017	3,991	↑
Quarter ending September 2017	3,916	↓
Quarter ending December 2017	3,901	→
Quarter ending March 2018	3,655	↓
Variance since March 2017	(5.9%)	↓



ACTIVITY

Cumulative percentage of contracted UDA delivered 2017 & 2018



Month	Adjusted Scheduled Activity (UDA)	
	2017	2018
April	307	468
May	913	1,242
June	1,583	2,025
July	2,288	2,834
August	2,898	3,498
September	3,657	4,295
October	4,320	4,974
November	5,233	5,503
December	6,019	6,274
January	6,614	6,609
February	7,339	7,178
March	7,938	7,826
April	8,045	
May	8,063	
June	8,063	

QUALITY

	Quantity	Base Number	Contract	AT	Region	England
% of FP17s for the same patient ID Re-attending within 3 months - Children	69	1,107	6.2%	10.3%	11.6%	11.9%
% of FP17s for the same patient ID Re-attending within 3 months - Adults	296	3,504	8.4%	14.7%	15.4%	16.0%
% of FP17s for the same patient ID Re-attending between 3 & 9 months - Children	531	1,107	48.0%	56.0%	59.4%	58.3%
% of FP17s for the same patient ID Re-attending between 3 & 9 months - Adults	1,658	3,504	47.3%	49.0%	51.3%	50.3%
% of FP17s for Band 1 Urgent Courses	221	3,951	5.6%	8.6%	8.0%	9.1%
% of FP17s Relating to Free Repair or Replacements	42	3,951	1.1%	0.7%	0.8%	0.8%
% of FP17s Relating to Continuations	19	3,951	0.5%	0.9%	1.0%	1.0%
% of Patients satisfied with the dentistry they have received	17	17	100.0%	91.2%	91.7%	91.5%
% of Patients satisfied with the time they had to wait for an appointment	15	17	88.2%	88.7%	88.3%	87.9%

* This is based on patients treated on this contract for their most recent course of treatment. Figures in italics indicate the base number of FP17s or Patient Questionnaire responses are less than 100. N/A is shown where the base number of responses is less than 10 during the period. % is calculated as Quantity/Base number*100

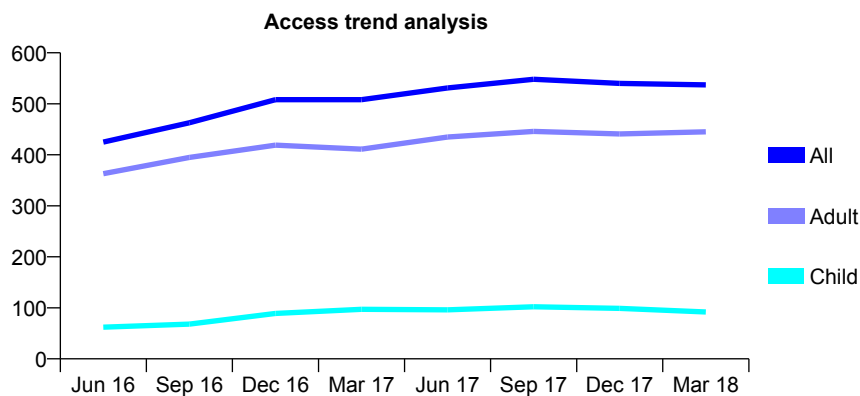
Q57 - Vital Signs At a Glance Contract Report for 181226/0003 - March 2018

Name or company name	Valley Dental Practice
Contract type name	GDS Contract
Purpose of contract	General
Contract start date	01/07/2012
Contract end date	

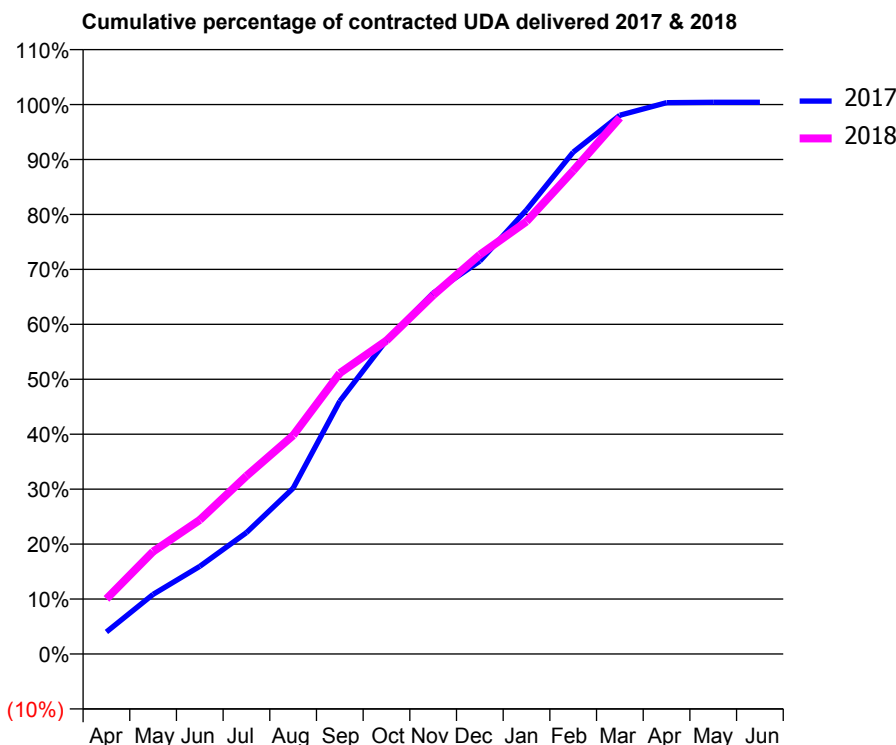
17/18 Contracted general activity (UDA)	1,279
Carry forward general activity (UDA)	-5
17/18 Contracted orthodontic activity (UOA)	0
Carry forward orthodontic activity (UOA)	0
Baseline contract value	£29,008.83

ACCESS*

Patients seen in 24 months	Total	Change since previous quarter
Quarter ending March 2017	508	
Quarter ending June 2017	531	↑
Quarter ending September 2017	548	↑
Quarter ending December 2017	540	↓
Quarter ending March 2018	537	→
Variance since March 2017	5.7%	↑



ACTIVITY



Month	Adjusted Scheduled Activity (UDA)	
	2017	2018
April	51	128
May	139	239
June	204	312
July	283	415
August	386	509
September	589	654
October	730	729
November	840	835
December	914	929
January	1,034	1,007
February	1,168	1,125
March	1,254	1,248
April	1,283	
May	1,284	
June	1,284	

QUALITY

	Quantity	Base Number	Contract	AT	Region	England
% of FP17s for the same patient ID Re-attending within 3 months - Children	3	144	2.1%	10.3%	11.6%	11.9%
% of FP17s for the same patient ID Re-attending within 3 months - Adults	17	447	3.8%	14.7%	15.4%	16.0%
% of FP17s for the same patient ID Re-attending between 3 & 9 months - Children	37	144	25.7%	56.0%	59.4%	58.3%
% of FP17s for the same patient ID Re-attending between 3 & 9 months - Adults	121	447	27.1%	49.0%	51.3%	50.3%
% of FP17s for Band 1 Urgent Courses	36	580	6.2%	8.6%	8.0%	9.1%
% of FP17s Relating to Free Repair or Replacements	3	580	0.5%	0.7%	0.8%	0.8%
% of FP17s Relating to Continuations	2	580	0.3%	0.9%	1.0%	1.0%
% of Patients satisfied with the dentistry they have received	0	0	N/A	91.2%	91.7%	91.5%
% of Patients satisfied with the time they had to wait for an appointment	0	0	N/A	88.7%	88.3%	87.9%

* This is based on patients treated on this contract for their most recent course of treatment. Figures in italics indicate the base number of FP17s or Patient Questionnaire responses are less than 100. N/A is shown where the base number of responses is less than 10 during the period. % is calculated as Quantity/Base number*100

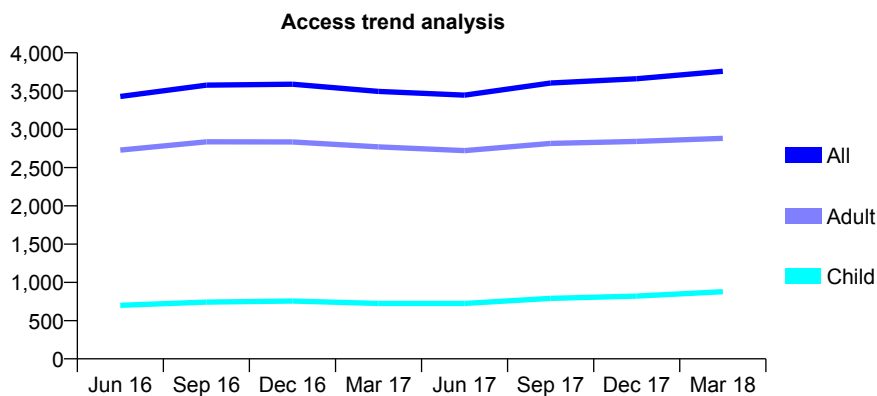
Q57 - Vital Signs At a Glance Contract Report for 181226/0004 - March 2018

Name or company name	Valley Dental Practice
Contract type name	GDS Contract
Purpose of contract	General
Contract start date	01/07/2012
Contract end date	

17/18 Contracted general activity (UDA)	9,238
Carry forward general activity (UDA)	-46
17/18 Contracted orthodontic activity (UOA)	0
Carry forward orthodontic activity (UOA)	0
Baseline contract value	£197,734.14

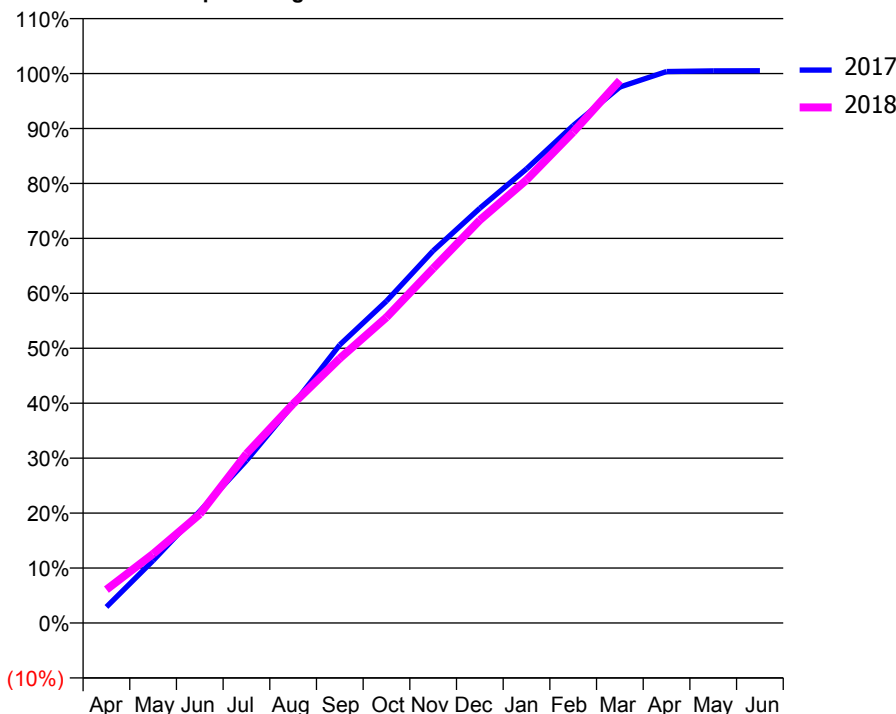
ACCESS*

Patients seen in 24 months	Total	Change since previous quarter
Quarter ending March 2017	3,495	
Quarter ending June 2017	3,446	↓
Quarter ending September 2017	3,605	↑
Quarter ending December 2017	3,661	→
Quarter ending March 2018	3,759	↑
Variance since March 2017	7.6%	↑



ACTIVITY

Cumulative percentage of contracted UDA delivered 2017 & 2018



Month	Adjusted Scheduled Activity (UDA)	
	2017	2018
April	270	561
May	1,050	1,163
June	1,880	1,829
July	2,731	2,846
August	3,674	3,685
September	4,677	4,448
October	5,413	5,140
November	6,258	5,961
December	6,974	6,773
January	7,633	7,448
February	8,362	8,253
March	9,010	9,120
April	9,270	
May	9,281	
June	9,284	

QUALITY

	Quantity	Base Number	Contract	AT	Region	England
% of FP17s for the same patient ID Re-attending within 3 months - Children	32	1,214	2.6%	10.3%	11.6%	11.9%
% of FP17s for the same patient ID Re-attending within 3 months - Adults	155	3,482	4.5%	14.7%	15.4%	16.0%
% of FP17s for the same patient ID Re-attending between 3 & 9 months - Children	615	1,214	50.7%	56.0%	59.4%	58.3%
% of FP17s for the same patient ID Re-attending between 3 & 9 months - Adults	1,842	3,482	52.9%	49.0%	51.3%	50.3%
% of FP17s for Band 1 Urgent Courses	129	4,539	2.8%	8.6%	8.0%	9.1%
% of FP17s Relating to Free Repair or Replacements	31	4,539	0.7%	0.7%	0.8%	0.8%
% of FP17s Relating to Continuations	20	4,539	0.4%	0.9%	1.0%	1.0%
% of Patients satisfied with the dentistry they have received	6	6	N/A	91.2%	91.7%	91.5%
% of Patients satisfied with the time they had to wait for an appointment	6	6	N/A	88.7%	88.3%	87.9%

* This is based on patients treated on this contract for their most recent course of treatment. Figures in italics indicate the base number of FP17s or Patient Questionnaire responses are less than 100. N/A is shown where the base number of responses is less than 10 during the period. % is calculated as Quantity/Base number*100

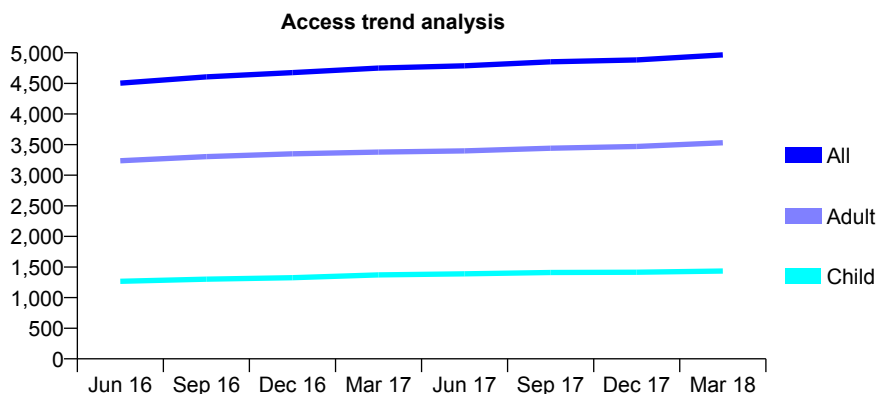
Q57 - Vital Signs At a Glance Contract Report for 184160/0001 - March 2018

Name or company name	S K Pomfret & C Farrell
Contract type name	GDS Contract
Purpose of contract	General
Contract start date	01/02/2008
Contract end date	

17/18 Contracted general activity (UDA)	14,896
Carry forward general activity (UDA)	37
17/18 Contracted orthodontic activity (UOA)	0
Carry forward orthodontic activity (UOA)	0
Baseline contract value	£342,839.96

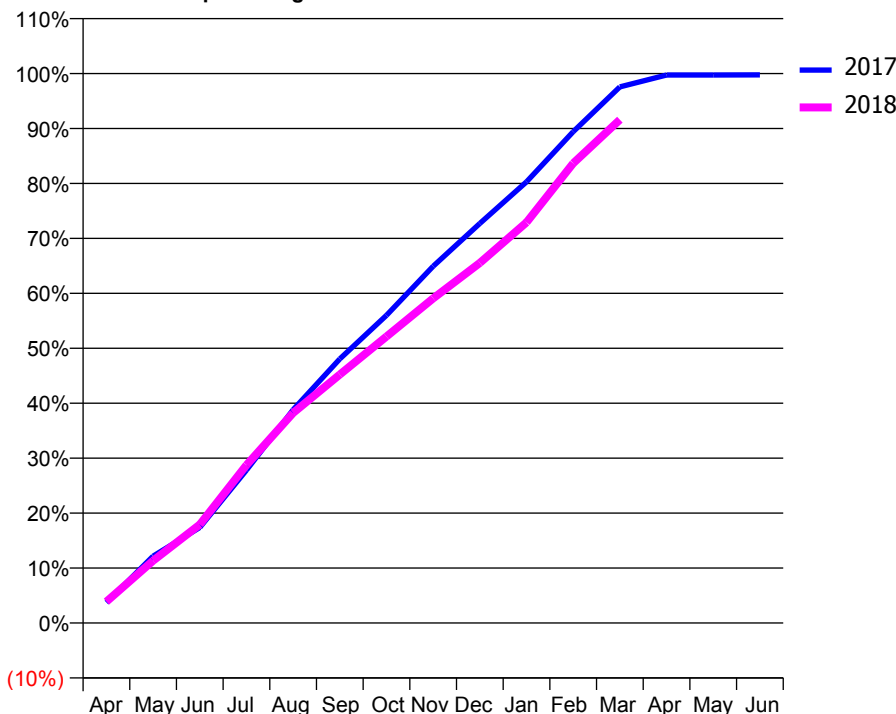
ACCESS*

Patients seen in 24 months	Total	Change since previous quarter
Quarter ending March 2017	4,750	
Quarter ending June 2017	4,787	→
Quarter ending September 2017	4,853	→
Quarter ending December 2017	4,884	→
Quarter ending March 2018	4,966	→
Variance since March 2017	4.5%	↑



ACTIVITY

Cumulative percentage of contracted UDA delivered 2017 & 2018



Month	Adjusted Scheduled Activity (UDA)	
	2017	2018
April	555	581
May	1,813	1,690
June	2,589	2,670
July	4,143	4,280
August	5,782	5,694
September	7,160	6,736
October	8,339	7,766
November	9,673	8,801
December	10,833	9,761
January	11,958	10,862
February	13,318	12,464
March	14,535	13,646
April	14,856	
May	14,857	
June	14,859	

QUALITY

	Quantity	Base Number	Contract	AT	Region	England
% of FP17s for the same patient ID Re-attending within 3 months - Children	122	2,254	5.4%	10.3%	11.6%	11.9%
% of FP17s for the same patient ID Re-attending within 3 months - Adults	621	4,874	12.7%	14.7%	15.4%	16.0%
% of FP17s for the same patient ID Re-attending between 3 & 9 months - Children	1,586	2,254	70.4%	56.0%	59.4%	58.3%
% of FP17s for the same patient ID Re-attending between 3 & 9 months - Adults	3,036	4,874	62.3%	49.0%	51.3%	50.3%
% of FP17s for Band 1 Urgent Courses	390	6,953	5.6%	8.6%	8.0%	9.1%
% of FP17s Relating to Free Repair or Replacements	57	6,953	0.8%	0.7%	0.8%	0.8%
% of FP17s Relating to Continuations	50	6,953	0.7%	0.9%	1.0%	1.0%
% of Patients satisfied with the dentistry they have received	5	6	N/A	91.2%	91.7%	91.5%
% of Patients satisfied with the time they had to wait for an appointment	6	6	N/A	88.7%	88.3%	87.9%

* This is based on patients treated on this contract for their most recent course of treatment. Figures in italics indicate the base number of FP17s or Patient Questionnaire responses are less than 100. N/A is shown where the base number of responses is less than 10 during the period. % is calculated as Quantity/Base number*100

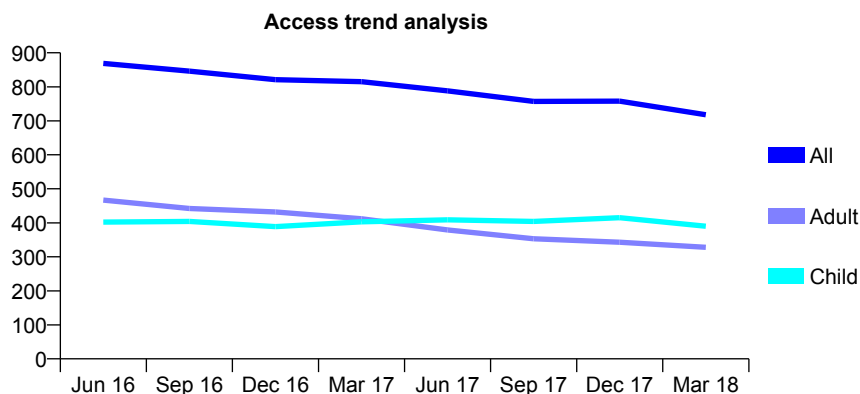
Q57 - Vital Signs At a Glance Contract Report for 185264/0001 - March 2018

Name or company name	Whitehouse Dental Practice
Contract type name	GDS Contract
Purpose of contract	General
Contract start date	17/10/2012
Contract end date	

17/18 Contracted general activity (UDA)	2,138
Carry forward general activity (UDA)	0
17/18 Contracted orthodontic activity (UOA)	0
Carry forward orthodontic activity (UOA)	0
Baseline contract value	£50,670.92

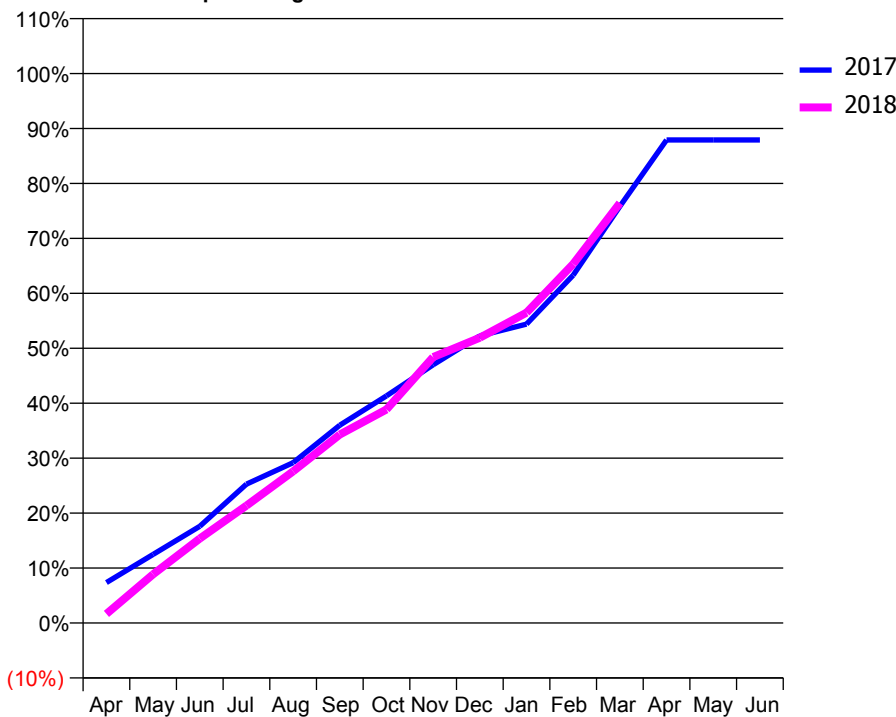
ACCESS*

Patients seen in 24 months	Total	Change since previous quarter
Quarter ending March 2017	815	
Quarter ending June 2017	788	↓
Quarter ending September 2017	757	↓
Quarter ending December 2017	758	→
Quarter ending March 2018	718	↓
Variance since March 2017	(11.9%)	↓



ACTIVITY

Cumulative percentage of contracted UDA delivered 2017 & 2018



Month	Adjusted Scheduled Activity (UDA)	
	2017	2018
April	158	36
May	267	189
June	377	329
July	540	457
August	624	590
September	770	733
October	884	831
November	1,005	1,035
December	1,117	1,110
January	1,163	1,208
February	1,354	1,397
March	1,621	1,634
April	1,880	
May	1,880	
June	1,880	

QUALITY

	Quantity	Base Number	Contract	AT	Region	England
% of FP17s for the same patient ID Re-attending within 3 months - Children	38	513	7.4%	10.3%	11.6%	11.9%
% of FP17s for the same patient ID Re-attending within 3 months - Adults	33	342	9.6%	14.7%	15.4%	16.0%
% of FP17s for the same patient ID Re-attending between 3 & 9 months - Children	262	513	51.1%	56.0%	59.4%	58.3%
% of FP17s for the same patient ID Re-attending between 3 & 9 months - Adults	156	342	45.6%	49.0%	51.3%	50.3%
% of FP17s for Band 1 Urgent Courses	75	806	9.3%	8.6%	8.0%	9.1%
% of FP17s Relating to Free Repair or Replacements	1	806	0.1%	0.7%	0.8%	0.8%
% of FP17s Relating to Continuations	0	806	0.0%	0.9%	1.0%	1.0%
% of Patients satisfied with the dentistry they have received	1	1	N/A	91.2%	91.7%	91.5%
% of Patients satisfied with the time they had to wait for an appointment	1	1	N/A	88.7%	88.3%	87.9%

* This is based on patients treated on this contract for their most recent course of treatment. Figures in italics indicate the base number of FP17s or Patient Questionnaire responses are less than 100. N/A is shown where the base number of responses is less than 10 during the period. % is calculated as Quantity/Base number*100

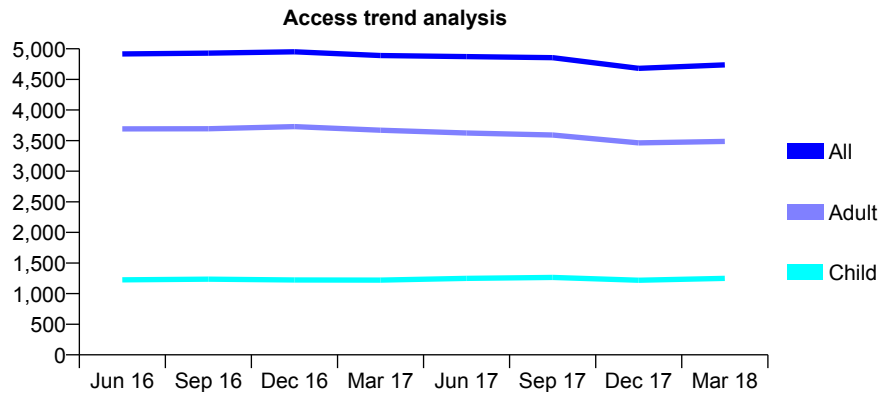
Q57 - Vital Signs At a Glance Contract Report for 187437/0001 - March 2018

Name or company name	Mr H Dhamu and Mr G V Mathew
Contract type name	GDS Contract
Purpose of contract	General
Contract start date	01/12/2013
Contract end date	

17/18 Contracted general activity (UDA)	12,000
Carry forward general activity (UDA)	-179
17/18 Contracted orthodontic activity (UOA)	0
Carry forward orthodontic activity (UOA)	0
Baseline contract value	£291,181.38

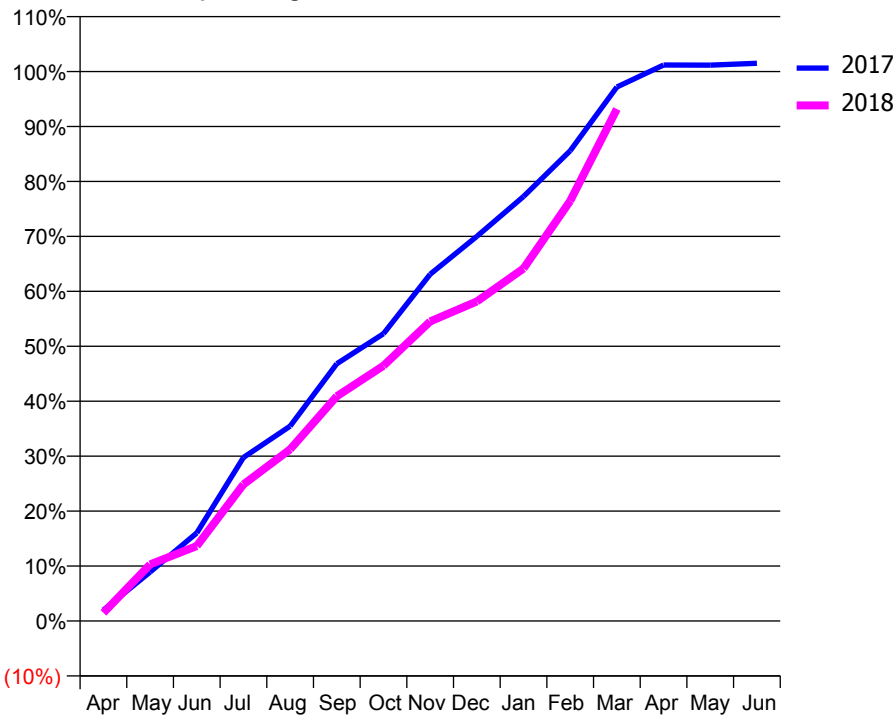
ACCESS*

Patients seen in 24 months	Total	Change since previous quarter
Quarter ending March 2017	4,890	
Quarter ending June 2017	4,873	→
Quarter ending September 2017	4,856	→
Quarter ending December 2017	4,681	↓
Quarter ending March 2018	4,738	→
Variance since March 2017	(3.1%)	↓



ACTIVITY

Cumulative percentage of contracted UDA delivered 2017 & 2018



Month	Adjusted Scheduled Activity (UDA)	
	2017	2018
April	240	179
May	1,069	1,237
June	1,924	1,637
July	3,570	2,982
August	4,256	3,750
September	5,619	4,908
October	6,275	5,575
November	7,572	6,541
December	8,400	6,979
January	9,271	7,697
February	10,269	9,174
March	11,660	11,182
April	12,141	
May	12,139	
June	12,179	

QUALITY

	Quantity	Base Number	Contract	AT	Region	England
% of FP17s for the same patient ID Re-attending within 3 months - Children	100	1,533	6.5%	10.3%	11.6%	11.9%
% of FP17s for the same patient ID Re-attending within 3 months - Adults	621	3,899	15.9%	14.7%	15.4%	16.0%
% of FP17s for the same patient ID Re-attending between 3 & 9 months - Children	759	1,533	49.5%	56.0%	59.4%	58.3%
% of FP17s for the same patient ID Re-attending between 3 & 9 months - Adults	1,516	3,899	38.9%	49.0%	51.3%	50.3%
% of FP17s for Band 1 Urgent Courses	838	5,205	16.1%	8.6%	8.0%	9.1%
% of FP17s Relating to Free Repair or Replacements	15	5,205	0.3%	0.7%	0.8%	0.8%
% of FP17s Relating to Continuations	7	5,205	0.1%	0.9%	1.0%	1.0%
% of Patients satisfied with the dentistry they have received	4	5	N/A	91.2%	91.7%	91.5%
% of Patients satisfied with the time they had to wait for an appointment	3	5	N/A	88.7%	88.3%	87.9%

* This is based on patients treated on this contract for their most recent course of treatment. Figures in italics indicate the base number of FP17s or Patient Questionnaire responses are less than 100. N/A is shown where the base number of responses is less than 10 during the period. % is calculated as Quantity/Base number*100

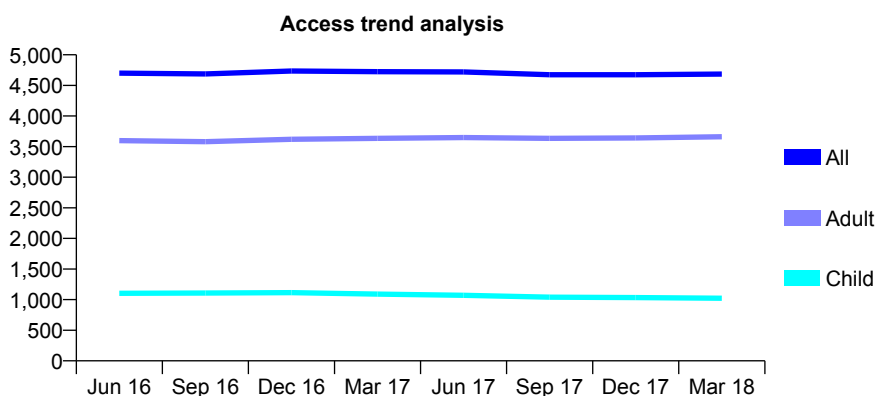
Q57 - Vital Signs At a Glance Contract Report for 187984/0001 - March 2018

Name or company name	Serenity Dental Surgery Partnership
Contract type name	GDS Contract
Purpose of contract	General
Contract start date	01/04/2009
Contract end date	

17/18 Contracted general activity (UDA)	14,354
Carry forward general activity (UDA)	-161
17/18 Contracted orthodontic activity (UOA)	0
Carry forward orthodontic activity (UOA)	0
Baseline contract value	£424,823.67

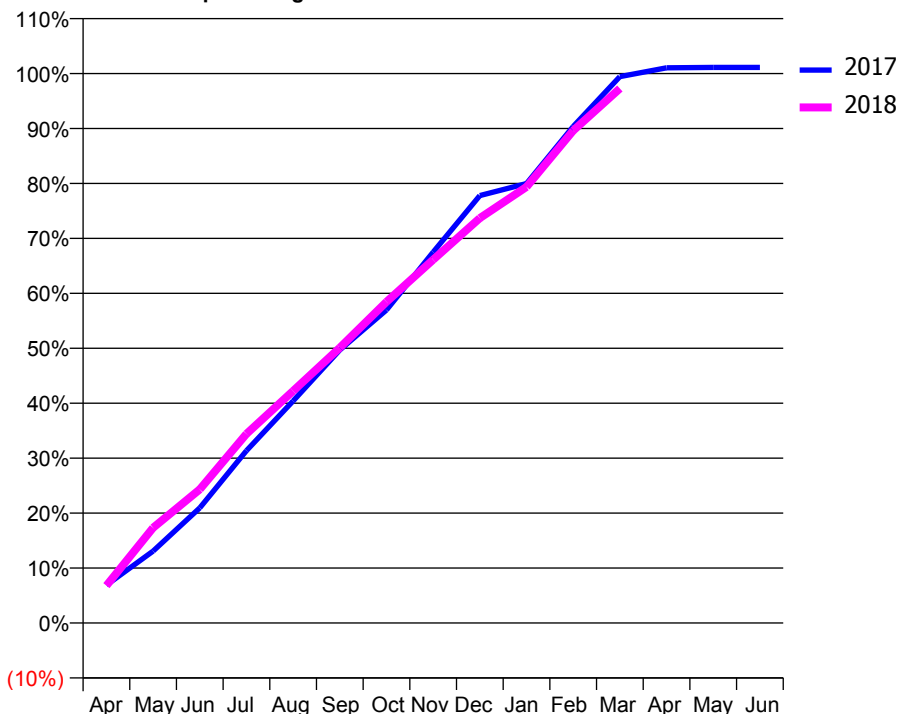
ACCESS*

Patients seen in 24 months	Total	Change since previous quarter
Quarter ending March 2017	4,725	
Quarter ending June 2017	4,720	→
Quarter ending September 2017	4,674	→
Quarter ending December 2017	4,675	→
Quarter ending March 2018	4,685	→
Variance since March 2017	(0.8%)	→



ACTIVITY

Cumulative percentage of contracted UDA delivered 2017 & 2018



Month	Adjusted Scheduled Activity (UDA)	
	2017	2018
April	990	979
May	1,878	2,488
June	3,008	3,492
July	4,502	4,941
August	5,800	6,062
September	7,131	7,193
October	8,177	8,391
November	9,687	9,491
December	11,165	10,578
January	11,478	11,392
February	12,969	12,863
March	14,272	13,963
April	14,503	
May	14,515	
June	14,515	

QUALITY

	Quantity	Base Number	Contract	AT	Region	England
% of FP17s for the same patient ID Re-attending within 3 months - Children	114	1,717	6.6%	10.3%	11.6%	11.9%
% of FP17s for the same patient ID Re-attending within 3 months - Adults	1,003	6,241	16.1%	14.7%	15.4%	16.0%
% of FP17s for the same patient ID Re-attending between 3 & 9 months - Children	1,166	1,717	67.9%	56.0%	59.4%	58.3%
% of FP17s for the same patient ID Re-attending between 3 & 9 months - Adults	4,037	6,241	64.7%	49.0%	51.3%	50.3%
% of FP17s for Band 1 Urgent Courses	379	7,838	4.8%	8.6%	8.0%	9.1%
% of FP17s Relating to Free Repair or Replacements	119	7,838	1.5%	0.7%	0.8%	0.8%
% of FP17s Relating to Continuations	96	7,838	1.2%	0.9%	1.0%	1.0%
% of Patients satisfied with the dentistry they have received	5	5	N/A	91.2%	91.7%	91.5%
% of Patients satisfied with the time they had to wait for an appointment	5	5	N/A	88.7%	88.3%	87.9%

* This is based on patients treated on this contract for their most recent course of treatment. Figures in italics indicate the base number of FP17s or Patient Questionnaire responses are less than 100. N/A is shown where the base number of responses is less than 10 during the period. % is calculated as Quantity/Base number*100

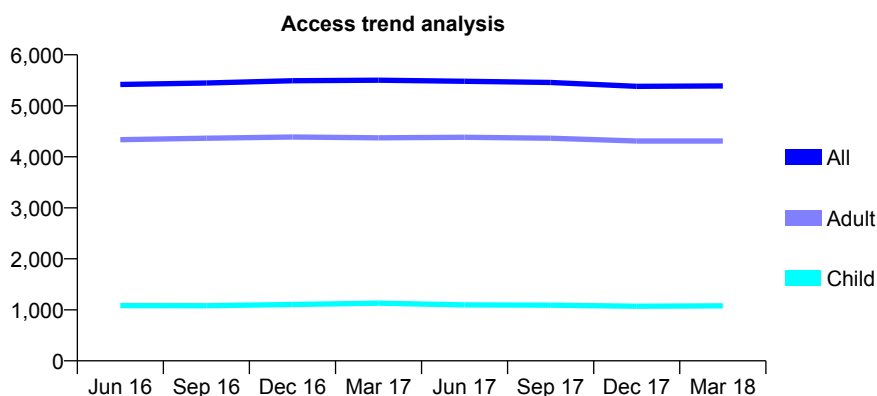
Q57 - Vital Signs At a Glance Contract Report for 188018/0001 - March 2018

Name or company name	Messrs. Lee & Perera
Contract type name	GDS Contract
Purpose of contract	General
Contract start date	01/04/2008
Contract end date	

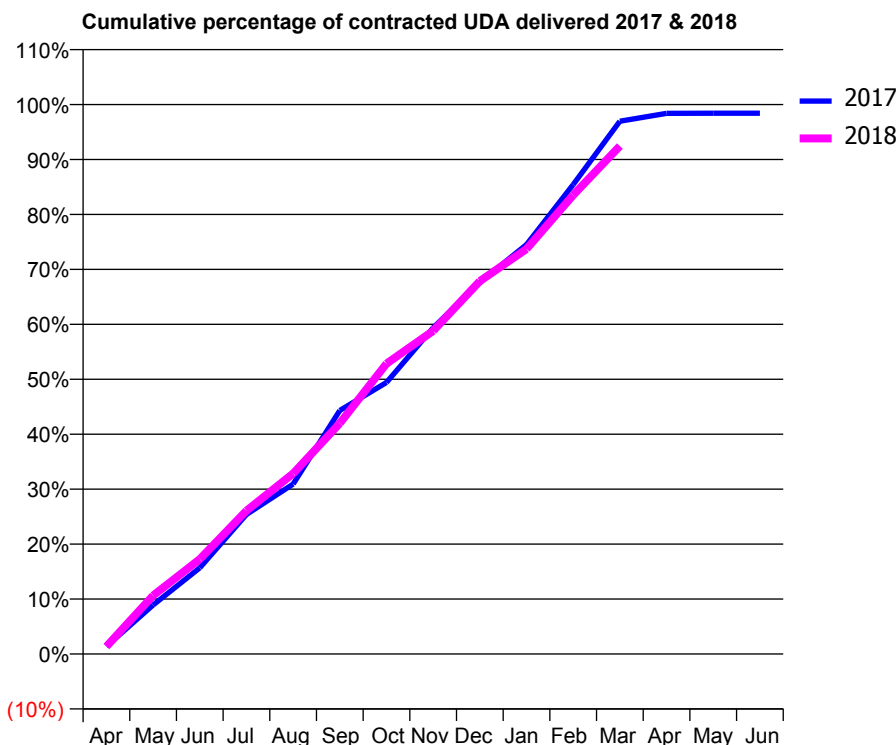
17/18 Contracted general activity (UDA)	15,000
Carry forward general activity (UDA)	240
17/18 Contracted orthodontic activity (UOA)	0
Carry forward orthodontic activity (UOA)	0
Baseline contract value	£452,737.53

ACCESS*

Patients seen in 24 months	Total	Change since previous quarter
Quarter ending March 2017	5,502	
Quarter ending June 2017	5,481	→
Quarter ending September 2017	5,457	→
Quarter ending December 2017	5,382	↓
Quarter ending March 2018	5,389	→
Variance since March 2017	(2.1%)	↓



ACTIVITY



Month	Adjusted Scheduled Activity (UDA)	
	2017	2018
April	209	204
May	1,338	1,597
June	2,354	2,590
July	3,808	3,911
August	4,639	4,926
September	6,647	6,299
October	7,413	7,928
November	8,905	8,821
December	10,146	10,179
January	11,176	11,056
February	12,813	12,529
March	14,543	13,867
April	14,758	
May	14,760	
June	14,760	

QUALITY

	Quantity	Base Number	Contract	AT	Region	England
% of FP17s for the same patient ID Re-attending within 3 months - Children	178	1,984	9.0%	10.3%	11.6%	11.9%
% of FP17s for the same patient ID Re-attending within 3 months - Adults	761	5,532	13.8%	14.7%	15.4%	16.0%
% of FP17s for the same patient ID Re-attending between 3 & 9 months - Children	1,252	1,984	63.1%	56.0%	59.4%	58.3%
% of FP17s for the same patient ID Re-attending between 3 & 9 months - Adults	2,595	5,532	46.9%	49.0%	51.3%	50.3%
% of FP17s for Band 1 Urgent Courses	732	7,401	9.9%	8.6%	8.0%	9.1%
% of FP17s Relating to Free Repair or Replacements	43	7,401	0.6%	0.7%	0.8%	0.8%
% of FP17s Relating to Continuations	127	7,401	1.7%	0.9%	1.0%	1.0%
% of Patients satisfied with the dentistry they have received	7	9	N/A	91.2%	91.7%	91.5%
% of Patients satisfied with the time they had to wait for an appointment	7	9	N/A	88.7%	88.3%	87.9%

* This is based on patients treated on this contract for their most recent course of treatment. Figures in italics indicate the base number of FP17s or Patient Questionnaire responses are less than 100. N/A is shown where the base number of responses is less than 10 during the period. % is calculated as Quantity/Base number*100

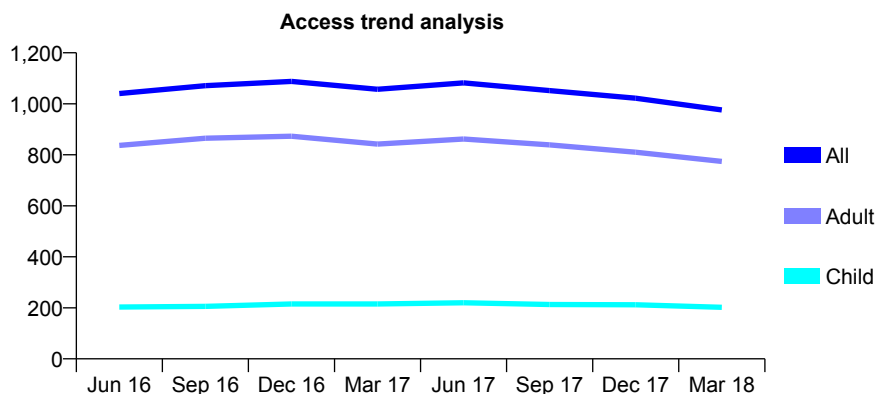
Q57 - Vital Signs At a Glance Contract Report for 188190/0001 - March 2018

Name or company name	J & S Essex
Contract type name	GDS Contract
Purpose of contract	General
Contract start date	01/11/2008
Contract end date	

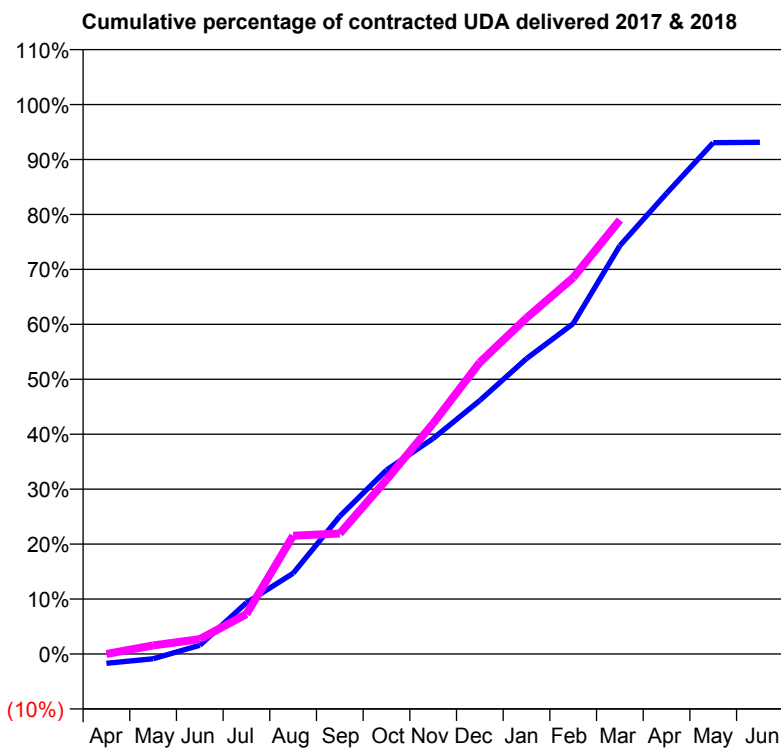
17/18 Contracted general activity (UDA)	4,000
Carry forward general activity (UDA)	0
17/18 Contracted orthodontic activity (UOA)	0
Carry forward orthodontic activity (UOA)	0
Baseline contract value	£94,947.24

ACCESS*

Patients seen in 24 months	Total	Change since previous quarter
Quarter ending March 2017	1,057	
Quarter ending June 2017	1,082	↑
Quarter ending September 2017	1,052	↓
Quarter ending December 2017	1,022	↓
Quarter ending March 2018	976	↓
Variance since March 2017	(7.7%)	↓



ACTIVITY



Month	Adjusted Scheduled Activity (UDA)	
	2017	2018
April	-68	0
May	-36	63
June	64	108
July	373	291
August	588	861
September	1,004	877
October	1,339	1,269
November	1,569	1,679
December	1,846	2,123
January	2,151	2,447
February	2,405	2,740
March	2,972	3,159
April	3,353	
May	3,722	
June	3,725	

QUALITY

	Quantity	Base Number	Contract	AT	Region	England
% of FP17s for the same patient ID Re-attending within 3 months - Children	20	214	9.3%	10.3%	11.6%	11.9%
% of FP17s for the same patient ID Re-attending within 3 months - Adults	150	910	16.5%	14.7%	15.4%	16.0%
% of FP17s for the same patient ID Re-attending between 3 & 9 months - Children	75	214	35.0%	56.0%	59.4%	58.3%
% of FP17s for the same patient ID Re-attending between 3 & 9 months - Adults	403	910	44.3%	49.0%	51.3%	50.3%
% of FP17s for Band 1 Urgent Courses	55	941	5.8%	8.6%	8.0%	9.1%
% of FP17s Relating to Free Repair or Replacements	9	941	1.0%	0.7%	0.8%	0.8%
% of FP17s Relating to Continuations	1	941	0.1%	0.9%	1.0%	1.0%
% of Patients satisfied with the dentistry they have received	2	4	N/A	91.2%	91.7%	91.5%
% of Patients satisfied with the time they had to wait for an appointment	3	4	N/A	88.7%	88.3%	87.9%

* This is based on patients treated on this contract for their most recent course of treatment. Figures in italics indicate the base number of FP17s or Patient Questionnaire responses are less than 100. N/A is shown where the base number of responses is less than 10 during the period. % is calculated as Quantity/Base number*100

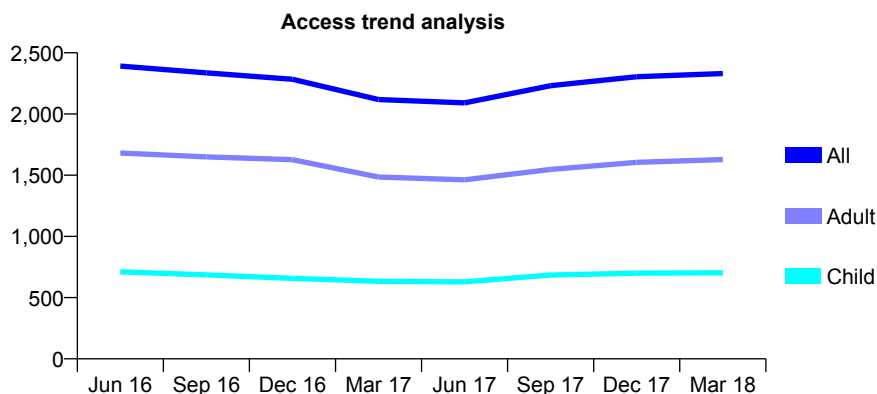
Q57 - Vital Signs At a Glance Contract Report for 188654/0001 - March 2018

Name or company name	Julie Sutton & James Nelson
Contract type name	GDS Contract
Purpose of contract	General
Contract start date	01/05/2014
Contract end date	

17/18 Contracted general activity (UDA)	6,031
Carry forward general activity (UDA)	-34
17/18 Contracted orthodontic activity (UOA)	0
Carry forward orthodontic activity (UOA)	0
Baseline contract value	£151,956.63

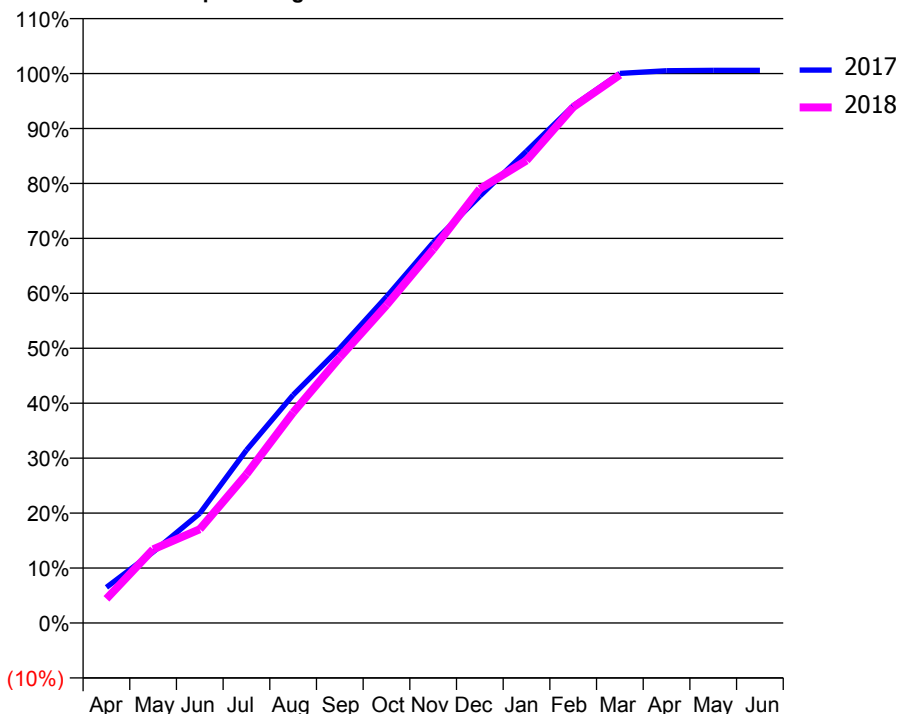
ACCESS*

Patients seen in 24 months	Total	Change since previous quarter
Quarter ending March 2017	2,118	
Quarter ending June 2017	2,091	↓
Quarter ending September 2017	2,232	↑
Quarter ending December 2017	2,305	↑
Quarter ending March 2018	2,331	→
Variance since March 2017	10.1%	↑



ACTIVITY

Cumulative percentage of contracted UDA delivered 2017 & 2018



Month	Adjusted Scheduled Activity (UDA)	
	2017	2018
April	391	266
May	780	808
June	1,204	1,030
July	1,897	1,633
August	2,503	2,311
September	3,017	2,916
October	3,581	3,488
November	4,174	4,102
December	4,685	4,764
January	5,179	5,076
February	5,677	5,662
March	6,032	6,016
April	6,061	
May	6,065	
June	6,065	

QUALITY

	Quantity	Base Number	Contract	AT	Region	England
% of FP17s for the same patient ID Re-attending within 3 months - Children	78	994	7.8%	10.3%	11.6%	11.9%
% of FP17s for the same patient ID Re-attending within 3 months - Adults	223	2,048	10.9%	14.7%	15.4%	16.0%
% of FP17s for the same patient ID Re-attending between 3 & 9 months - Children	500	994	50.3%	56.0%	59.4%	58.3%
% of FP17s for the same patient ID Re-attending between 3 & 9 months - Adults	977	2,048	47.7%	49.0%	51.3%	50.3%
% of FP17s for Band 1 Urgent Courses	224	3,027	7.4%	8.6%	8.0%	9.1%
% of FP17s Relating to Free Repair or Replacements	9	3,027	0.3%	0.7%	0.8%	0.8%
% of FP17s Relating to Continuations	18	3,027	0.6%	0.9%	1.0%	1.0%
% of Patients satisfied with the dentistry they have received	3	3	N/A	91.2%	91.7%	91.5%
% of Patients satisfied with the time they had to wait for an appointment	3	3	N/A	88.7%	88.3%	87.9%

* This is based on patients treated on this contract for their most recent course of treatment. Figures in italics indicate the base number of FP17s or Patient Questionnaire responses are less than 100. N/A is shown where the base number of responses is less than 10 during the period. % is calculated as Quantity/Base number*100

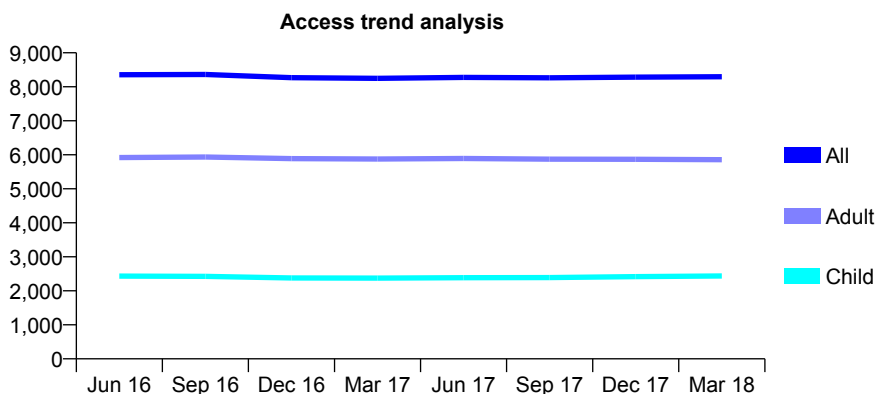
Q57 - Vital Signs At a Glance Contract Report for 191051/0001 - March 2018

Name or company name	Chelmer Village Associates Ltd
Contract type name	GDS Contract
Purpose of contract	General
Contract start date	01/04/2008
Contract end date	

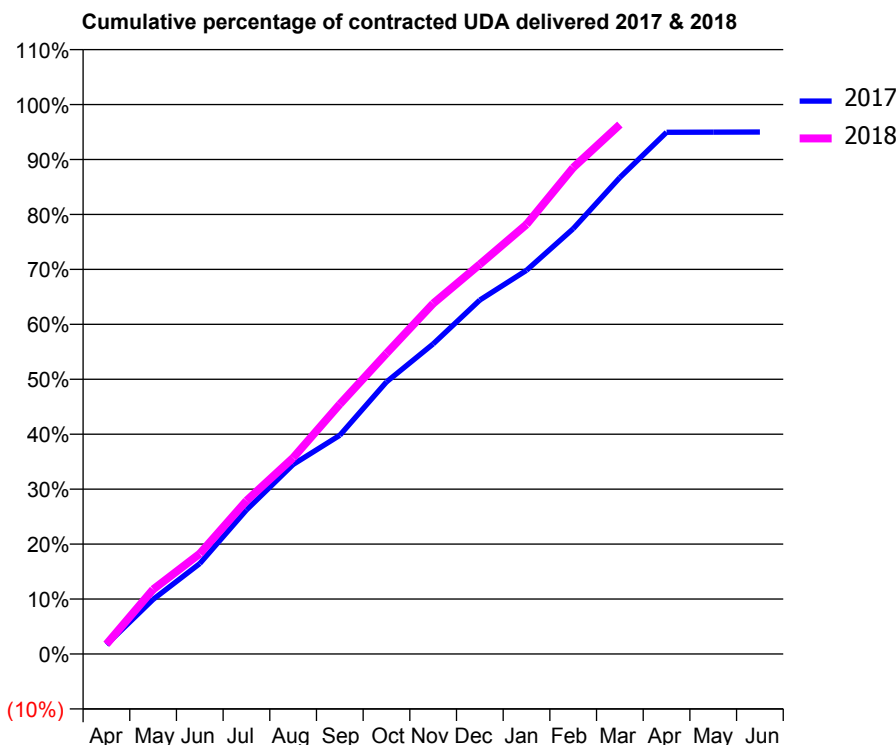
17/18 Contracted general activity (UDA)	20,550
Carry forward general activity (UDA)	0
17/18 Contracted orthodontic activity (UOA)	0
Carry forward orthodontic activity (UOA)	0
Baseline contract value	£541,368.81

ACCESS*

Patients seen in 24 months	Total	Change since previous quarter
Quarter ending March 2017	8,249	
Quarter ending June 2017	8,277	→
Quarter ending September 2017	8,263	→
Quarter ending December 2017	8,285	→
Quarter ending March 2018	8,295	→
Variance since March 2017	0.6%	→



ACTIVITY



Month	Adjusted Scheduled Activity (UDA)	
	2017	2018
April	353	369
May	2,044	2,417
June	3,384	3,751
July	5,387	5,731
August	7,086	7,340
September	8,179	9,345
October	10,176	11,245
November	11,599	13,107
December	13,238	14,573
January	14,351	16,064
February	15,906	18,190
March	17,818	19,800
April	19,512	
May	19,517	
June	19,523	

QUALITY

	Quantity	Base Number	Contract	AT	Region	England
% of FP17s for the same patient ID Re-attending within 3 months - Children	328	3,382	9.7%	10.3%	11.6%	11.9%
% of FP17s for the same patient ID Re-attending within 3 months - Adults	830	6,526	12.7%	14.7%	15.4%	16.0%
% of FP17s for the same patient ID Re-attending between 3 & 9 months - Children	1,482	3,382	43.8%	56.0%	59.4%	58.3%
% of FP17s for the same patient ID Re-attending between 3 & 9 months - Adults	2,351	6,526	36.0%	49.0%	51.3%	50.3%
% of FP17s for Band 1 Urgent Courses	822	9,259	8.9%	8.6%	8.0%	9.1%
% of FP17s Relating to Free Repair or Replacements	129	9,259	1.4%	0.7%	0.8%	0.8%
% of FP17s Relating to Continuations	48	9,259	0.5%	0.9%	1.0%	1.0%
% of Patients satisfied with the dentistry they have received	9	9	N/A	91.2%	91.7%	91.5%
% of Patients satisfied with the time they had to wait for an appointment	9	9	N/A	88.7%	88.3%	87.9%

* This is based on patients treated on this contract for their most recent course of treatment. Figures in italics indicate the base number of FP17s or Patient Questionnaire responses are less than 100. N/A is shown where the base number of responses is less than 10 during the period. % is calculated as Quantity/Base number*100

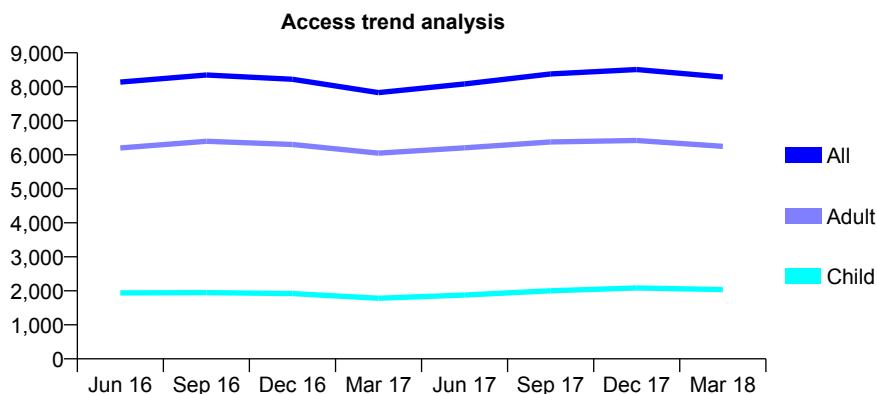
Q57 - Vital Signs At a Glance Contract Report for 195413/0001 - March 2018

Name or company name	Clacton Dental Care
Contract type name	GDS Contract
Purpose of contract	General
Contract start date	01/04/2010
Contract end date	

17/18 Contracted general activity (UDA)	25,126
Carry forward general activity (UDA)	-545
17/18 Contracted orthodontic activity (UOA)	0
Carry forward orthodontic activity (UOA)	0
Baseline contract value	£687,600.31

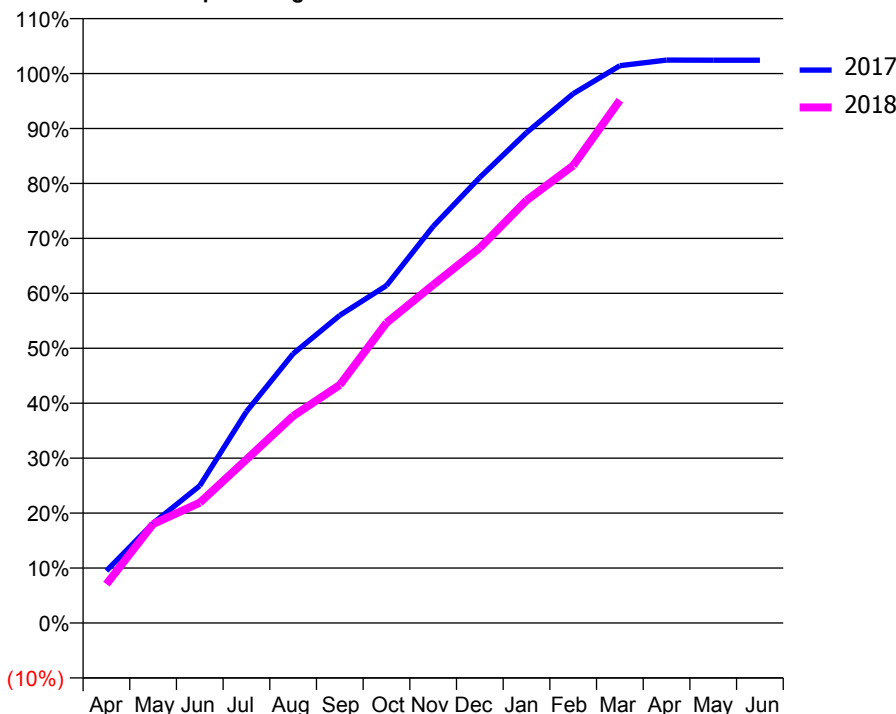
ACCESS*

Patients seen in 24 months	Total	Change since previous quarter
Quarter ending March 2017	7,831	
Quarter ending June 2017	8,085	↑
Quarter ending September 2017	8,378	↑
Quarter ending December 2017	8,508	→
Quarter ending March 2018	8,287	↓
Variance since March 2017	5.8%	↑



ACTIVITY

Cumulative percentage of contracted UDA delivered 2017 & 2018



Month	Adjusted Scheduled Activity (UDA)	
	2017	2018
April	2,388	1,779
May	4,561	4,526
June	6,275	5,501
July	9,670	7,481
August	12,311	9,467
September	14,067	10,884
October	15,427	13,725
November	18,135	15,461
December	20,376	17,158
January	22,420	19,327
February	24,203	20,916
March	25,484	23,903
April	25,742	
May	25,734	
June	25,736	

QUALITY

	Quantity	Base Number	Contract	AT	Region	England
% of FP17s for the same patient ID Re-attending within 3 months - Children	158	2,803	5.6%	10.3%	11.6%	11.9%
% of FP17s for the same patient ID Re-attending within 3 months - Adults	939	7,818	12.0%	14.7%	15.4%	16.0%
% of FP17s for the same patient ID Re-attending between 3 & 9 months - Children	830	2,803	29.6%	56.0%	59.4%	58.3%
% of FP17s for the same patient ID Re-attending between 3 & 9 months - Adults	1,799	7,818	23.0%	49.0%	51.3%	50.3%
% of FP17s for Band 1 Urgent Courses	1,966	10,521	18.7%	8.6%	8.0%	9.1%
% of FP17s Relating to Free Repair or Replacements	28	10,521	0.3%	0.7%	0.8%	0.8%
% of FP17s Relating to Continuations	29	10,521	0.3%	0.9%	1.0%	1.0%
% of Patients satisfied with the dentistry they have received	4	6	N/A	91.2%	91.7%	91.5%
% of Patients satisfied with the time they had to wait for an appointment	4	6	N/A	88.7%	88.3%	87.9%

* This is based on patients treated on this contract for their most recent course of treatment. Figures in italics indicate the base number of FP17s or Patient Questionnaire responses are less than 100. N/A is shown where the base number of responses is less than 10 during the period. % is calculated as Quantity/Base number*100

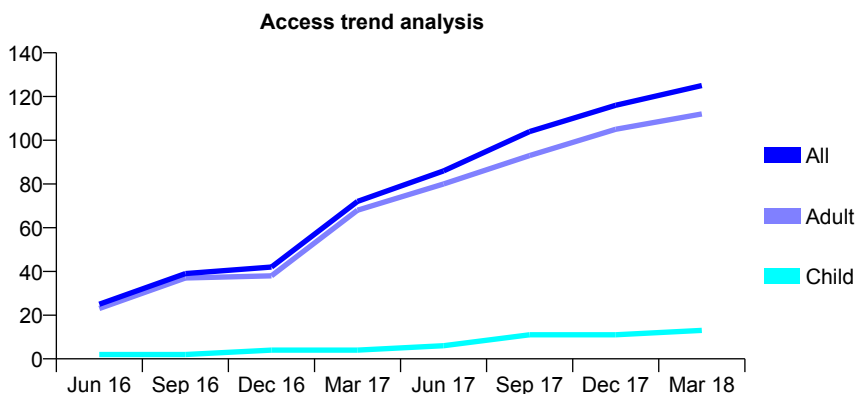
Q57 - Vital Signs At a Glance Contract Report for 195413/0004 - March 2018

Name or company name	Clacton Dental Care
Contract type name	GDS Contract
Purpose of contract	General
Contract start date	01/04/2015
Contract end date	

17/18 Contracted general activity (UDA)	547
Carry forward general activity (UDA)	0
17/18 Contracted orthodontic activity (UOA)	0
Carry forward orthodontic activity (UOA)	0
Baseline contract value	£14,975.45

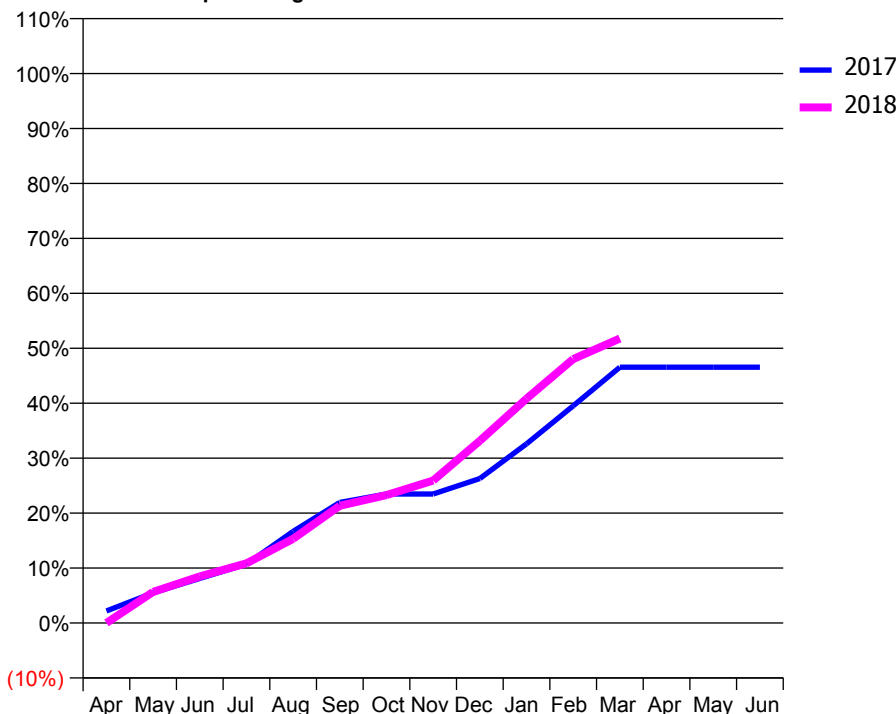
ACCESS*

Patients seen in 24 months	Total	Change since previous quarter
Quarter ending March 2017	72	
Quarter ending June 2017	86	↑
Quarter ending September 2017	104	↑
Quarter ending December 2017	116	↑
Quarter ending March 2018	125	↑
Variance since March 2017	73.6%	↑



ACTIVITY

Cumulative percentage of contracted UDA delivered 2017 & 2018



Month	Adjusted Scheduled Activity (UDA)	
	2017	2018
April	12	0
May	30	31
June	44	46
July	59	59
August	91	84
September	120	117
October	128	127
November	128	142
December	144	181
January	178	223
February	216	263
March	255	283
April	255	
May	255	
June	255	

QUALITY

	Quantity	Base Number	Contract	AT	Region	England
% of FP17s for the same patient ID Re-attending within 3 months - Children	1	30	3.3%	10.3%	11.6%	11.9%
% of FP17s for the same patient ID Re-attending within 3 months - Adults	1	204	0.5%	14.7%	15.4%	16.0%
% of FP17s for the same patient ID Re-attending between 3 & 9 months - Children	0	30	0.0%	56.0%	59.4%	58.3%
% of FP17s for the same patient ID Re-attending between 3 & 9 months - Adults	0	204	0.0%	49.0%	51.3%	50.3%
% of FP17s for Band 1 Urgent Courses	226	234	96.6%	8.6%	8.0%	9.1%
% of FP17s Relating to Free Repair or Replacements	0	234	0.0%	0.7%	0.8%	0.8%
% of FP17s Relating to Continuations	0	234	0.0%	0.9%	1.0%	1.0%
% of Patients satisfied with the dentistry they have received	0	0	N/A	91.2%	91.7%	91.5%
% of Patients satisfied with the time they had to wait for an appointment	0	0	N/A	88.7%	88.3%	87.9%

* This is based on patients treated on this contract for their most recent course of treatment. Figures in italics indicate the base number of FP17s or Patient Questionnaire responses are less than 100. N/A is shown where the base number of responses is less than 10 during the period. % is calculated as Quantity/Base number*100

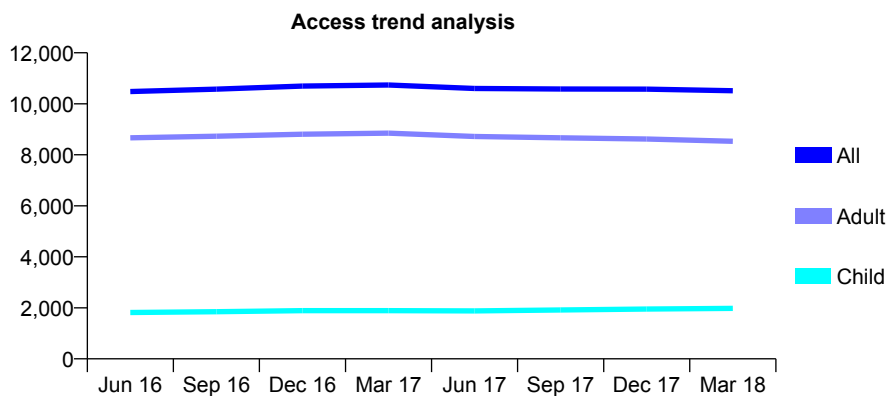
Q57 - Vital Signs At a Glance Contract Report for 195456/0001 - March 2018

Name or company name	M C Dentistry Ltd
Contract type name	GDS Contract
Purpose of contract	General
Contract start date	01/04/2011
Contract end date	

17/18 Contracted general activity (UDA)	33,500
Carry forward general activity (UDA)	0
17/18 Contracted orthodontic activity (UOA)	0
Carry forward orthodontic activity (UOA)	0
Baseline contract value	£855,463.40

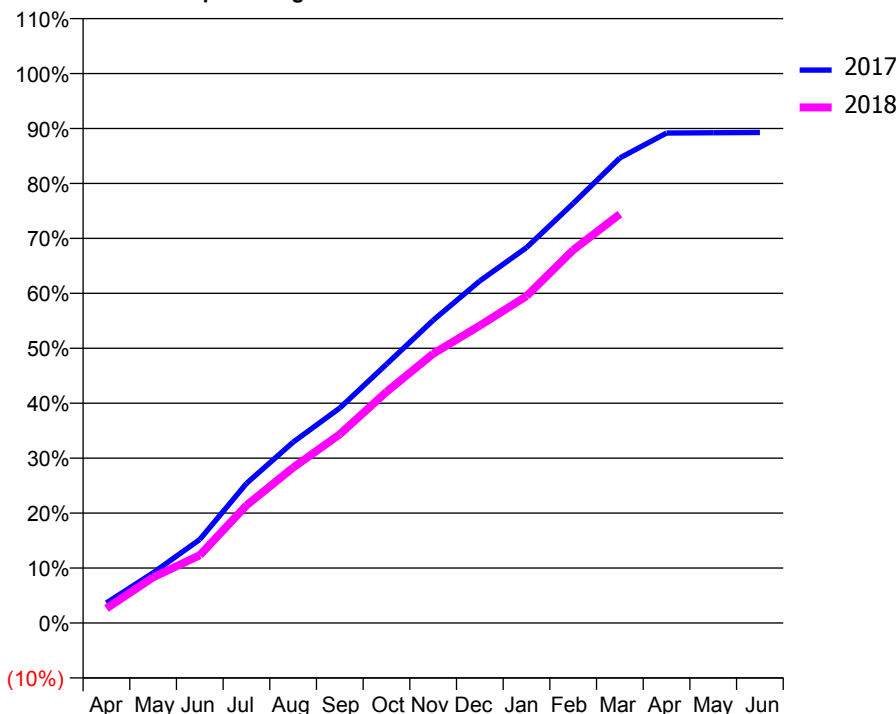
ACCESS*

Patients seen in 24 months	Total	Change since previous quarter
Quarter ending March 2017	10,739	
Quarter ending June 2017	10,601	↓
Quarter ending September 2017	10,583	→
Quarter ending December 2017	10,576	→
Quarter ending March 2018	10,511	→
Variance since March 2017	(2.1%)	↓



ACTIVITY

Cumulative percentage of contracted UDA delivered 2017 & 2018



Month	Adjusted Scheduled Activity (UDA)	
	2017	2018
April	1,224	890
May	3,063	2,787
June	5,092	4,133
July	8,508	7,173
August	11,028	9,472
September	13,108	11,510
October	15,773	14,089
November	18,461	16,414
December	20,857	18,132
January	22,885	19,927
February	25,583	22,745
March	28,355	24,928
April	29,871	
May	29,890	
June	29,906	

QUALITY

	Quantity	Base Number	Contract	AT	Region	England
% of FP17s for the same patient ID Re-attending within 3 months - Children	124	2,679	4.6%	10.3%	11.6%	11.9%
% of FP17s for the same patient ID Re-attending within 3 months - Adults	1,162	11,030	10.5%	14.7%	15.4%	16.0%
% of FP17s for the same patient ID Re-attending between 3 & 9 months - Children	1,636	2,679	61.1%	56.0%	59.4%	58.3%
% of FP17s for the same patient ID Re-attending between 3 & 9 months - Adults	6,396	11,030	58.0%	49.0%	51.3%	50.3%
% of FP17s for Band 1 Urgent Courses	872	13,056	6.7%	8.6%	8.0%	9.1%
% of FP17s Relating to Free Repair or Replacements	66	13,056	0.5%	0.7%	0.8%	0.8%
% of FP17s Relating to Continuations	180	13,056	1.4%	0.9%	1.0%	1.0%
% of Patients satisfied with the dentistry they have received	14	15	93.3%	91.2%	91.7%	91.5%
% of Patients satisfied with the time they had to wait for an appointment	14	15	93.3%	88.7%	88.3%	87.9%

* This is based on patients treated on this contract for their most recent course of treatment. Figures in italics indicate the base number of FP17s or Patient Questionnaire responses are less than 100. N/A is shown where the base number of responses is less than 10 during the period. % is calculated as Quantity/Base number*100

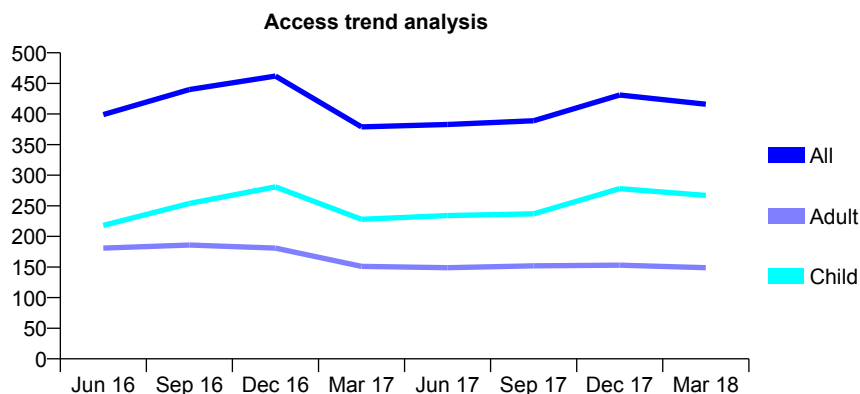
Q57 - Vital Signs At a Glance Contract Report for 195731/0001 - March 2018

Name or company name	David Dundas (Dental Surgeon) Ltd
Contract type name	GDS Contract
Purpose of contract	General
Contract start date	01/11/2010
Contract end date	

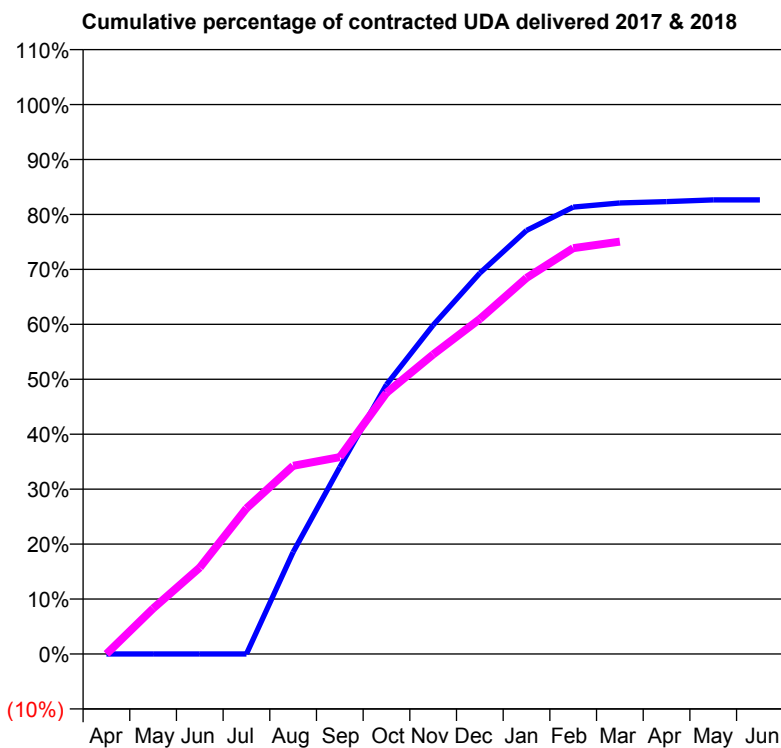
17/18 Contracted general activity (UDA)	950
Carry forward general activity (UDA)	0
17/18 Contracted orthodontic activity (UOA)	0
Carry forward orthodontic activity (UOA)	0
Baseline contract value	£21,483.21

ACCESS*

Patients seen in 24 months	Total	Change since previous quarter
Quarter ending March 2017	379	
Quarter ending June 2017	383	→
Quarter ending September 2017	389	→
Quarter ending December 2017	431	↑
Quarter ending March 2018	416	↓
Variance since March 2017	9.8%	↑



ACTIVITY



Month	Adjusted Scheduled Activity (UDA)	
	2017	2018
April	0	0
May	0	79
June	0	150
July	0	252
August	176	325
September	323	340
October	466	452
November	569	518
December	659	579
January	732	650
February	773	702
March	780	713
April	782	
May	785	
June	785	

QUALITY

	Quantity	Base Number	Contract	AT	Region	England
% of FP17s for the same patient ID Re-attending within 3 months - Children	10	321	3.1%	10.3%	11.6%	11.9%
% of FP17s for the same patient ID Re-attending within 3 months - Adults	14	171	8.2%	14.7%	15.4%	16.0%
% of FP17s for the same patient ID Re-attending between 3 & 9 months - Children	128	321	39.9%	56.0%	59.4%	58.3%
% of FP17s for the same patient ID Re-attending between 3 & 9 months - Adults	71	171	41.5%	49.0%	51.3%	50.3%
% of FP17s for Band 1 Urgent Courses	46	489	9.4%	8.6%	8.0%	9.1%
% of FP17s Relating to Free Repair or Replacements	0	489	0.0%	0.7%	0.8%	0.8%
% of FP17s Relating to Continuations	2	489	0.4%	0.9%	1.0%	1.0%
% of Patients satisfied with the dentistry they have received	0	0	N/A	91.2%	91.7%	91.5%
% of Patients satisfied with the time they had to wait for an appointment	0	0	N/A	88.7%	88.3%	87.9%

* This is based on patients treated on this contract for their most recent course of treatment. Figures in italics indicate the base number of FP17s or Patient Questionnaire responses are less than 100. N/A is shown where the base number of responses is less than 10 during the period. % is calculated as Quantity/Base number*100

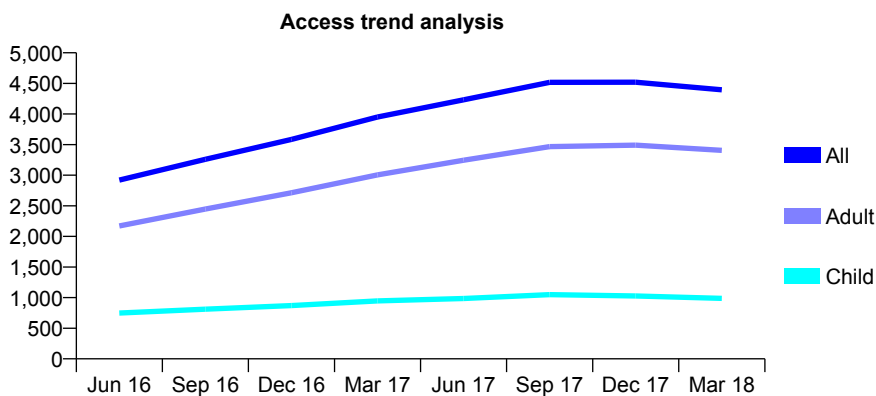
Q57 - Vital Signs At a Glance Contract Report for 198331/0001 - March 2018

Name or company name	Clear Springs Dental Practice
Contract type name	GDS Contract
Purpose of contract	General
Contract start date	16/10/2015
Contract end date	

17/18 Contracted general activity (UDA)	12,445
Carry forward general activity (UDA)	-249
17/18 Contracted orthodontic activity (UOA)	0
Carry forward orthodontic activity (UOA)	0
Baseline contract value	£298,350.92

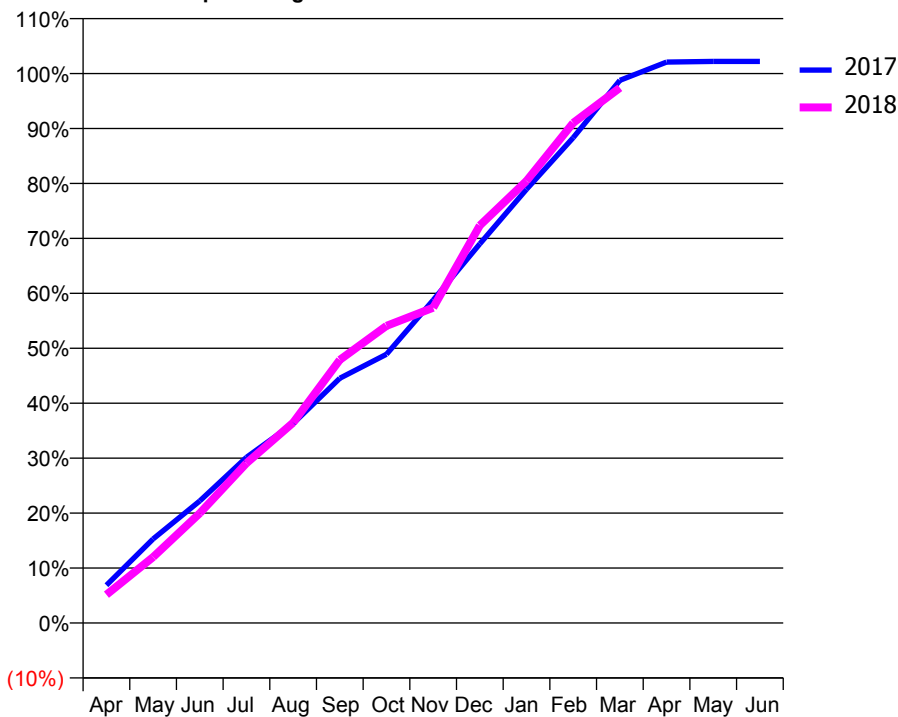
ACCESS*

Patients seen in 24 months	Total	Change since previous quarter
Quarter ending March 2017	3,952	
Quarter ending June 2017	4,231	↑
Quarter ending September 2017	4,517	↑
Quarter ending December 2017	4,519	→
Quarter ending March 2018	4,396	↓
Variance since March 2017	11.2%	↑



ACTIVITY

Cumulative percentage of contracted UDA delivered 2017 & 2018



Month	Adjusted Scheduled Activity (UDA)	
	2017	2018
April	857	641
May	1,903	1,493
June	2,766	2,488
July	3,751	3,620
August	4,517	4,538
September	5,542	5,961
October	6,086	6,729
November	7,313	7,142
December	8,588	9,004
January	9,822	10,013
February	10,992	11,328
March	12,291	12,122
April	12,704	
May	12,718	
June	12,719	

QUALITY

	Quantity	Base Number	Contract	AT	Region	England
% of FP17s for the same patient ID Re-attending within 3 months - Children	71	1,109	6.4%	10.3%	11.6%	11.9%
% of FP17s for the same patient ID Re-attending within 3 months - Adults	598	3,894	15.4%	14.7%	15.4%	16.0%
% of FP17s for the same patient ID Re-attending between 3 & 9 months - Children	521	1,109	47.0%	56.0%	59.4%	58.3%
% of FP17s for the same patient ID Re-attending between 3 & 9 months - Adults	1,734	3,894	44.5%	49.0%	51.3%	50.3%
% of FP17s for Band 1 Urgent Courses	449	4,807	9.3%	8.6%	8.0%	9.1%
% of FP17s Relating to Free Repair or Replacements	33	4,807	0.7%	0.7%	0.8%	0.8%
% of FP17s Relating to Continuations	57	4,807	1.2%	0.9%	1.0%	1.0%
% of Patients satisfied with the dentistry they have received	8	9	N/A	91.2%	91.7%	91.5%
% of Patients satisfied with the time they had to wait for an appointment	6	9	N/A	88.7%	88.3%	87.9%

* This is based on patients treated on this contract for their most recent course of treatment. Figures in italics indicate the base number of FP17s or Patient Questionnaire responses are less than 100. N/A is shown where the base number of responses is less than 10 during the period. % is calculated as Quantity/Base number*100

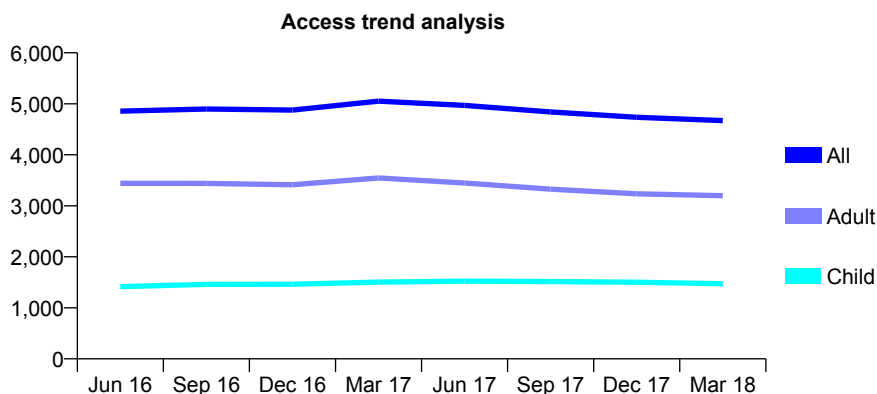
Q57 - Vital Signs At a Glance Contract Report for 198803/0001 - March 2018

Name or company name	Cobbins Brook Dental Practice
Contract type name	GDS Contract
Purpose of contract	General
Contract start date	01/09/2010
Contract end date	

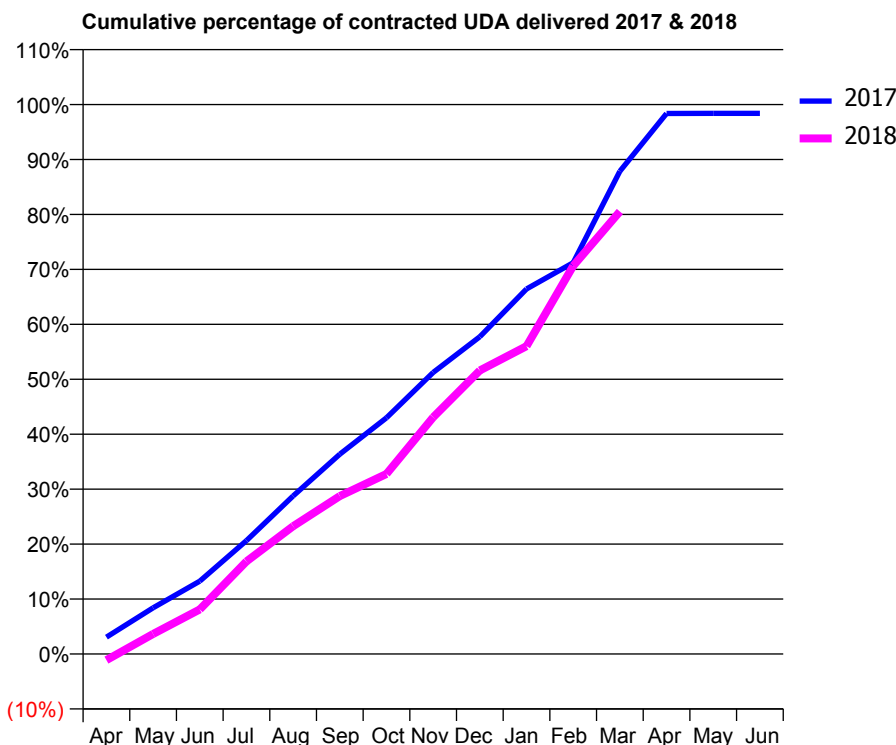
17/18 Contracted general activity (UDA)	13,689
Carry forward general activity (UDA)	221
17/18 Contracted orthodontic activity (UOA)	0
Carry forward orthodontic activity (UOA)	0
Baseline contract value	£366,103.95

ACCESS*

Patients seen in 24 months	Total	Change since previous quarter
Quarter ending March 2017	5,051	
Quarter ending June 2017	4,968	↓
Quarter ending September 2017	4,841	↓
Quarter ending December 2017	4,735	↓
Quarter ending March 2018	4,671	↓
Variance since March 2017	(7.5%)	↓



ACTIVITY



Month	Adjusted Scheduled Activity (UDA)	
	2017	2018
April	422	-156
May	1,151	500
June	1,816	1,110
July	2,826	2,306
August	3,939	3,184
September	4,978	3,935
October	5,885	4,485
November	7,014	5,898
December	7,903	7,065
January	9,092	7,667
February	9,749	9,669
March	12,028	11,025
April	13,466	
May	13,468	
June	13,468	

QUALITY

	Quantity	Base Number	Contract	AT	Region	England
% of FP17s for the same patient ID Re-attending within 3 months - Children	191	1,886	10.1%	10.3%	11.6%	11.9%
% of FP17s for the same patient ID Re-attending within 3 months - Adults	424	3,309	12.8%	14.7%	15.4%	16.0%
% of FP17s for the same patient ID Re-attending between 3 & 9 months - Children	975	1,886	51.7%	56.0%	59.4%	58.3%
% of FP17s for the same patient ID Re-attending between 3 & 9 months - Adults	1,342	3,309	40.6%	49.0%	51.3%	50.3%
% of FP17s for Band 1 Urgent Courses	319	4,304	7.4%	8.6%	8.0%	9.1%
% of FP17s Relating to Free Repair or Replacements	33	4,304	0.8%	0.7%	0.8%	0.8%
% of FP17s Relating to Continuations	36	4,304	0.8%	0.9%	1.0%	1.0%
% of Patients satisfied with the dentistry they have received	3	5	N/A	91.2%	91.7%	91.5%
% of Patients satisfied with the time they had to wait for an appointment	4	5	N/A	88.7%	88.3%	87.9%

* This is based on patients treated on this contract for their most recent course of treatment. Figures in italics indicate the base number of FP17s or Patient Questionnaire responses are less than 100. N/A is shown where the base number of responses is less than 10 during the period. % is calculated as Quantity/Base number*100

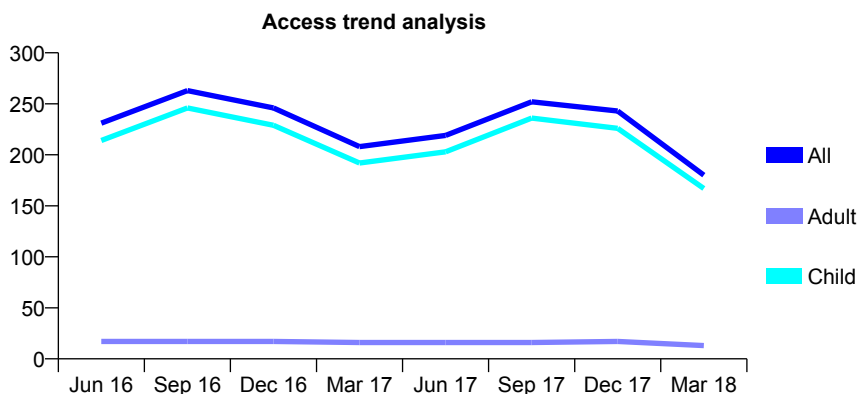
Q57 - Vital Signs At a Glance Contract Report for 199036/0001 - March 2018

Name or company name	North Hill Surgery Ltd
Contract type name	GDS Contract
Purpose of contract	General
Contract start date	01/05/2010
Contract end date	

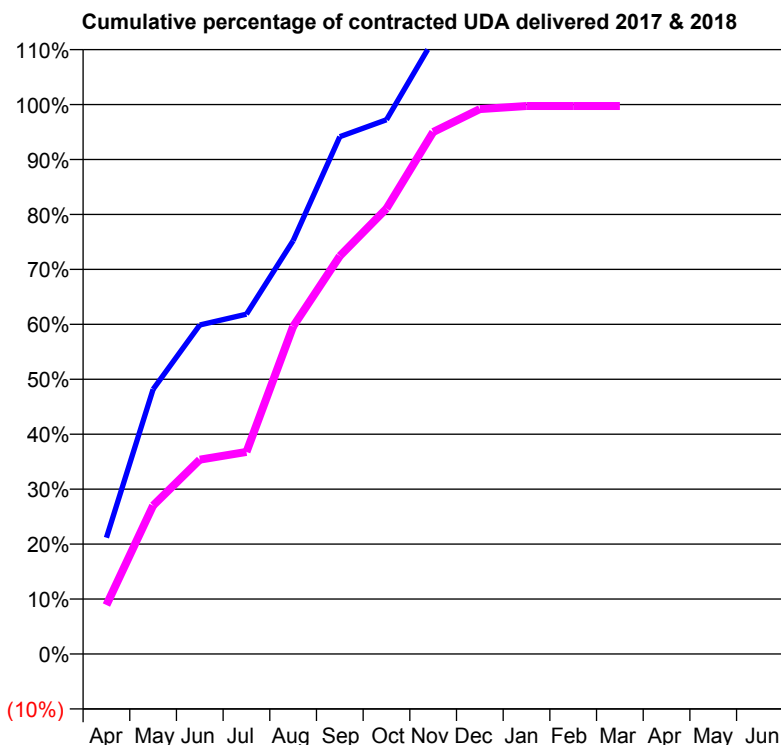
17/18 Contracted general activity (UDA)	359
Carry forward general activity (UDA)	-7
17/18 Contracted orthodontic activity (UOA)	0
Carry forward orthodontic activity (UOA)	0
Baseline contract value	£12,091.75

ACCESS*

Patients seen in 24 months	Total	Change since previous quarter
Quarter ending March 2017	208	
Quarter ending June 2017	219	↑
Quarter ending September 2017	252	↑
Quarter ending December 2017	243	↓
Quarter ending March 2018	180	↓
Variance since March 2017	(13.5%)	↓



ACTIVITY



Month	Adjusted Scheduled Activity (UDA)	
	2017	2018
April	76	32
May	173	97
June	215	127
July	222	132
August	270	214
September	338	260
October	349	291
November	401	341
December	415	356
January	415	358
February	435	358
March	436	358
April	436	
May	436	
June	436	

QUALITY

	Quantity	Base Number	Contract	AT	Region	England
% of FP17s for the same patient ID Re-attending within 3 months - Children	3	237	1.3%	10.3%	11.6%	11.9%
% of FP17s for the same patient ID Re-attending within 3 months - Adults	0	1	0.0%	14.7%	15.4%	16.0%
% of FP17s for the same patient ID Re-attending between 3 & 9 months - Children	58	237	24.5%	56.0%	59.4%	58.3%
% of FP17s for the same patient ID Re-attending between 3 & 9 months - Adults	0	1	0.0%	49.0%	51.3%	50.3%
% of FP17s for Band 1 Urgent Courses	0	238	0.0%	8.6%	8.0%	9.1%
% of FP17s Relating to Free Repair or Replacements	0	238	0.0%	0.7%	0.8%	0.8%
% of FP17s Relating to Continuations	1	238	0.4%	0.9%	1.0%	1.0%
% of Patients satisfied with the dentistry they have received	0	0	N/A	91.2%	91.7%	91.5%
% of Patients satisfied with the time they had to wait for an appointment	0	0	N/A	88.7%	88.3%	87.9%

* This is based on patients treated on this contract for their most recent course of treatment. Figures in italics indicate the base number of FP17s or Patient Questionnaire responses are less than 100. N/A is shown where the base number of responses is less than 10 during the period. % is calculated as Quantity/Base number*100

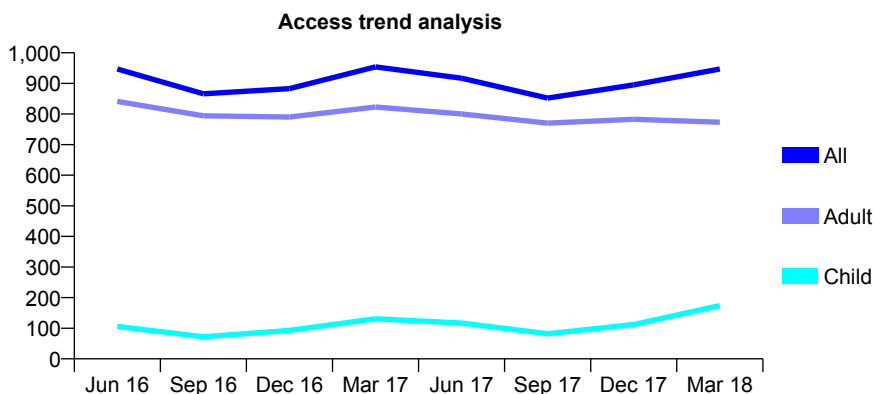
Q57 - Vital Signs At a Glance Contract Report for 199036/0002 - March 2018

Name or company name	North Hill Surgery Ltd
Contract type name	GDS Contract
Purpose of contract	General
Contract start date	01/05/2010
Contract end date	

17/18 Contracted general activity (UDA)	2,500
Carry forward general activity (UDA)	58
17/18 Contracted orthodontic activity (UOA)	0
Carry forward orthodontic activity (UOA)	0
Baseline contract value	£58,433.98

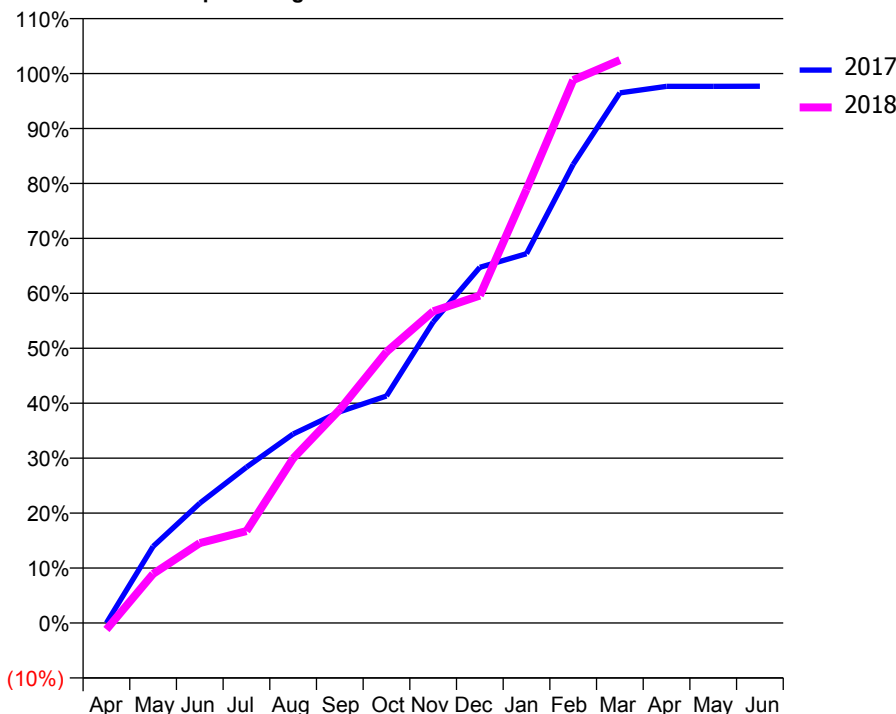
ACCESS*

Patients seen in 24 months	Total	Change since previous quarter
Quarter ending March 2017	954	
Quarter ending June 2017	917	↓
Quarter ending September 2017	852	↓
Quarter ending December 2017	895	↑
Quarter ending March 2018	947	↑
Variance since March 2017	(0.7%)	→



ACTIVITY

Cumulative percentage of contracted UDA delivered 2017 & 2018



Month	Adjusted Scheduled Activity (UDA)	
	2017	2018
April	0	-30
May	348	223
June	545	364
July	709	418
August	860	749
September	961	972
October	1,033	1,233
November	1,370	1,418
December	1,618	1,490
January	1,680	1,972
February	2,087	2,470
March	2,412	2,561
April	2,441	
May	2,441	
June	2,442	

QUALITY

	Quantity	Base Number	Contract	AT	Region	England
% of FP17s for the same patient ID Re-attending within 3 months - Children	4	171	2.3%	10.3%	11.6%	11.9%
% of FP17s for the same patient ID Re-attending within 3 months - Adults	79	787	10.0%	14.7%	15.4%	16.0%
% of FP17s for the same patient ID Re-attending between 3 & 9 months - Children	8	171	4.7%	56.0%	59.4%	58.3%
% of FP17s for the same patient ID Re-attending between 3 & 9 months - Adults	236	787	30.0%	49.0%	51.3%	50.3%
% of FP17s for Band 1 Urgent Courses	73	936	7.8%	8.6%	8.0%	9.1%
% of FP17s Relating to Free Repair or Replacements	13	936	1.4%	0.7%	0.8%	0.8%
% of FP17s Relating to Continuations	16	936	1.7%	0.9%	1.0%	1.0%
% of Patients satisfied with the dentistry they have received	1	1	N/A	91.2%	91.7%	91.5%
% of Patients satisfied with the time they had to wait for an appointment	1	1	N/A	88.7%	88.3%	87.9%

* This is based on patients treated on this contract for their most recent course of treatment. Figures in italics indicate the base number of FP17s or Patient Questionnaire responses are less than 100. N/A is shown where the base number of responses is less than 10 during the period. % is calculated as Quantity/Base number*100

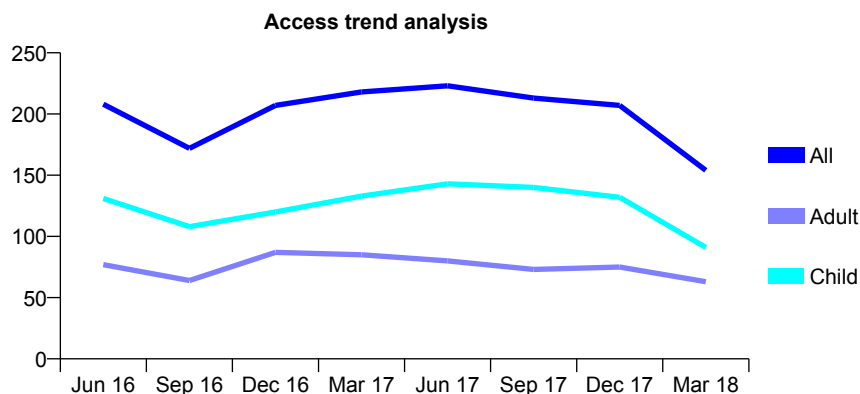
Q57 - Vital Signs At a Glance Contract Report for 199036/0003 - March 2018

Name or company name	North Hill Surgery Ltd
Contract type name	GDS Contract
Purpose of contract	General
Contract start date	01/05/2010
Contract end date	

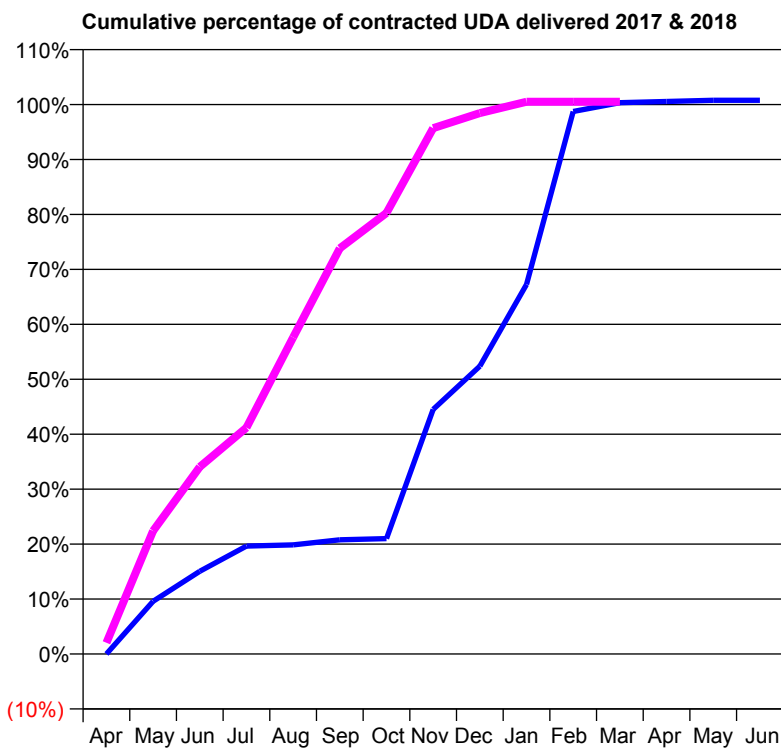
17/18 Contracted general activity (UDA)	438
Carry forward general activity (UDA)	-3
17/18 Contracted orthodontic activity (UOA)	0
Carry forward orthodontic activity (UOA)	0
Baseline contract value	£20,294.51

ACCESS*

Patients seen in 24 months	Total	Change since previous quarter
Quarter ending March 2017	218	
Quarter ending June 2017	223	↑
Quarter ending September 2017	213	↓
Quarter ending December 2017	207	↓
Quarter ending March 2018	154	↓
Variance since March 2017	(29.4%)	↓



ACTIVITY



Month	Adjusted Scheduled Activity (UDA)	
	2017	2018
April	0	9
May	42	98
June	66	149
July	86	180
August	87	252
September	91	323
October	92	352
November	195	419
December	229	431
January	295	440
February	432	440
March	439	440
April	440	
May	441	
June	441	

QUALITY

	Quantity	Base Number	Contract	AT	Region	England
% of FP17s for the same patient ID Re-attending within 3 months - Children	4	153	2.6%	10.3%	11.6%	11.9%
% of FP17s for the same patient ID Re-attending within 3 months - Adults	5	64	7.8%	14.7%	15.4%	16.0%
% of FP17s for the same patient ID Re-attending between 3 & 9 months - Children	60	153	39.2%	56.0%	59.4%	58.3%
% of FP17s for the same patient ID Re-attending between 3 & 9 months - Adults	12	64	18.8%	49.0%	51.3%	50.3%
% of FP17s for Band 1 Urgent Courses	6	215	2.8%	8.6%	8.0%	9.1%
% of FP17s Relating to Free Repair or Replacements	0	215	0.0%	0.7%	0.8%	0.8%
% of FP17s Relating to Continuations	4	215	1.9%	0.9%	1.0%	1.0%
% of Patients satisfied with the dentistry they have received	1	1	N/A	91.2%	91.7%	91.5%
% of Patients satisfied with the time they had to wait for an appointment	1	1	N/A	88.7%	88.3%	87.9%

* This is based on patients treated on this contract for their most recent course of treatment. Figures in italics indicate the base number of FP17s or Patient Questionnaire responses are less than 100. N/A is shown where the base number of responses is less than 10 during the period. % is calculated as Quantity/Base number*100

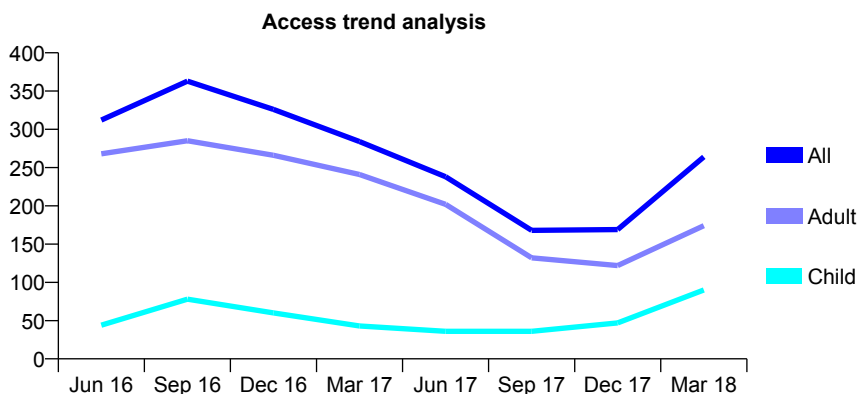
Q57 - Vital Signs At a Glance Contract Report for 199036/0004 - March 2018

Name or company name	North Hill Surgery Ltd
Contract type name	GDS Contract
Purpose of contract	General
Contract start date	01/05/2010
Contract end date	

17/18 Contracted general activity (UDA)	500
Carry forward general activity (UDA)	-10
17/18 Contracted orthodontic activity (UOA)	0
Carry forward orthodontic activity (UOA)	0
Baseline contract value	£11,628.26

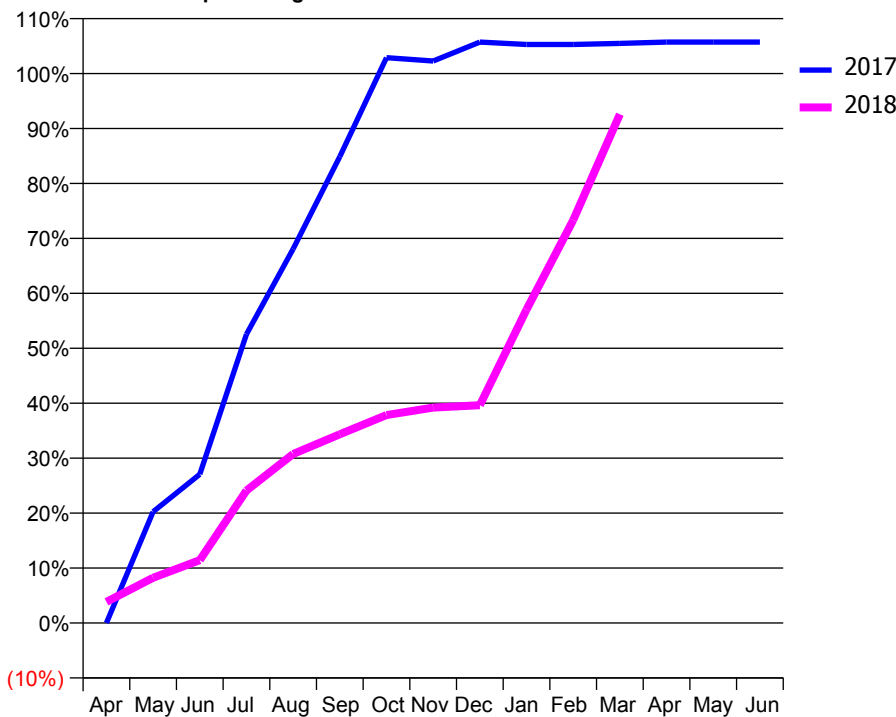
ACCESS*

Patients seen in 24 months	Total	Change since previous quarter
Quarter ending March 2017	284	
Quarter ending June 2017	238	↓
Quarter ending September 2017	168	↓
Quarter ending December 2017	169	→
Quarter ending March 2018	264	↑
Variance since March 2017	(7.0%)	↓



ACTIVITY

Cumulative percentage of contracted UDA delivered 2017 & 2018



Month	Adjusted Scheduled Activity (UDA)	
	2017	2018
April	0	19
May	101	41
June	135	57
July	263	121
August	340	154
September	424	172
October	514	189
November	511	196
December	529	198
January	526	285
February	526	367
March	527	463
April	529	
May	529	
June	529	

QUALITY

	Quantity	Base Number	Contract	AT	Region	England
% of FP17s for the same patient ID Re-attending within 3 months - Children	2	96	2.1%	10.3%	11.6%	11.9%
% of FP17s for the same patient ID Re-attending within 3 months - Adults	8	131	6.1%	14.7%	15.4%	16.0%
% of FP17s for the same patient ID Re-attending between 3 & 9 months - Children	5	96	5.2%	56.0%	59.4%	58.3%
% of FP17s for the same patient ID Re-attending between 3 & 9 months - Adults	10	131	7.6%	49.0%	51.3%	50.3%
% of FP17s for Band 1 Urgent Courses	15	226	6.6%	8.6%	8.0%	9.1%
% of FP17s Relating to Free Repair or Replacements	0	226	0.0%	0.7%	0.8%	0.8%
% of FP17s Relating to Continuations	5	226	2.2%	0.9%	1.0%	1.0%
% of Patients satisfied with the dentistry they have received	0	0	N/A	91.2%	91.7%	91.5%
% of Patients satisfied with the time they had to wait for an appointment	0	0	N/A	88.7%	88.3%	87.9%

* This is based on patients treated on this contract for their most recent course of treatment. Figures in italics indicate the base number of FP17s or Patient Questionnaire responses are less than 100. N/A is shown where the base number of responses is less than 10 during the period. % is calculated as Quantity/Base number*100

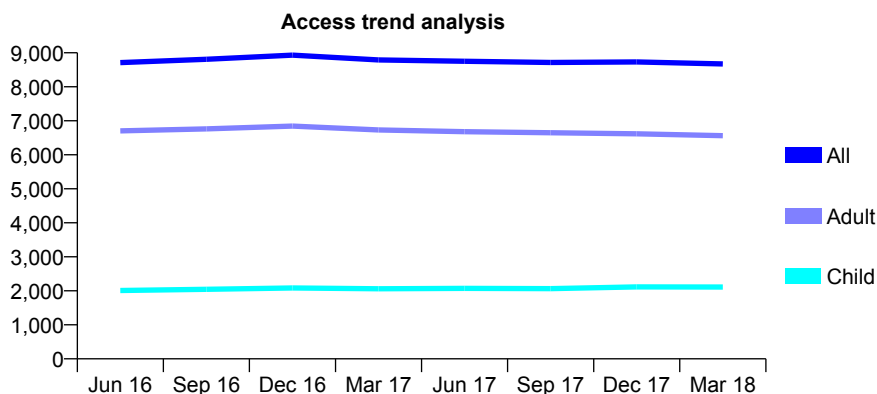
Q57 - Vital Signs At a Glance Contract Report for 199559/0002 - March 2018

Name or company name	Parmar Dental
Contract type name	GDS Contract
Purpose of contract	General
Contract start date	23/08/2011
Contract end date	

17/18 Contracted general activity (UDA)	24,128
Carry forward general activity (UDA)	-358
17/18 Contracted orthodontic activity (UOA)	0
Carry forward orthodontic activity (UOA)	0
Baseline contract value	£616,199.25

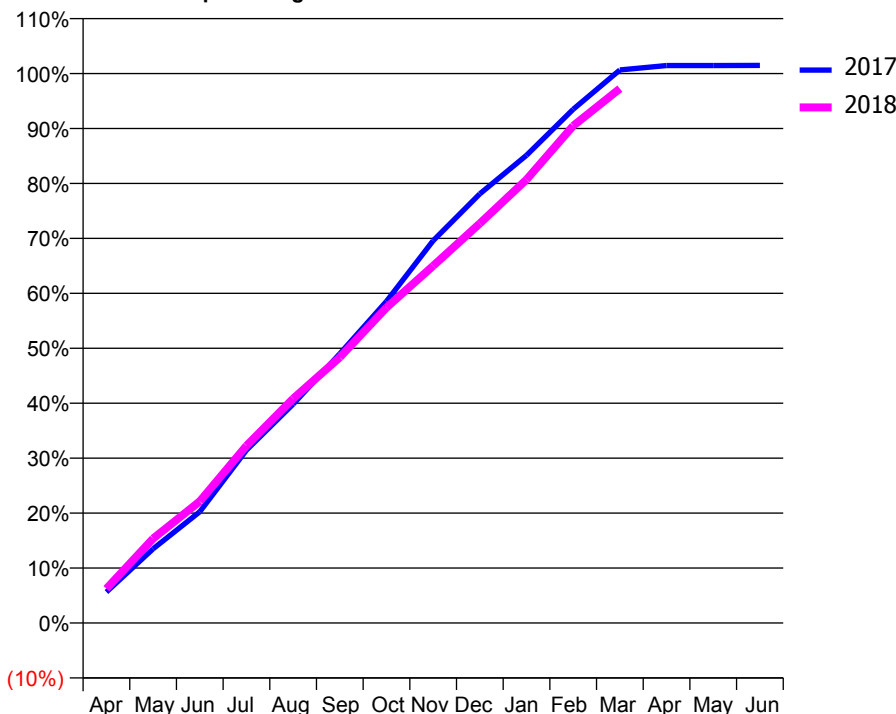
ACCESS*

Patients seen in 24 months	Total	Change since previous quarter
Quarter ending March 2017	8,790	
Quarter ending June 2017	8,751	→
Quarter ending September 2017	8,714	→
Quarter ending December 2017	8,733	→
Quarter ending March 2018	8,673	→
Variance since March 2017	(1.3%)	↓



ACTIVITY

Cumulative percentage of contracted UDA delivered 2017 & 2018



Month	Adjusted Scheduled Activity (UDA)	
	2017	2018
April	1,361	1,507
May	3,261	3,710
June	4,887	5,342
July	7,592	7,784
August	9,614	9,854
September	11,823	11,664
October	14,124	13,851
November	16,790	15,684
December	18,844	17,545
January	20,536	19,470
February	22,557	21,830
March	24,287	23,465
April	24,478	
May	24,478	
June	24,486	

QUALITY

	Quantity	Base Number	Contract	AT	Region	England
% of FP17s for the same patient ID Re-attending within 3 months - Children	264	3,188	8.3%	10.3%	11.6%	11.9%
% of FP17s for the same patient ID Re-attending within 3 months - Adults	1,433	9,439	15.2%	14.7%	15.4%	16.0%
% of FP17s for the same patient ID Re-attending between 3 & 9 months - Children	1,890	3,188	59.3%	56.0%	59.4%	58.3%
% of FP17s for the same patient ID Re-attending between 3 & 9 months - Adults	5,462	9,439	57.9%	49.0%	51.3%	50.3%
% of FP17s for Band 1 Urgent Courses	1,302	12,520	10.4%	8.6%	8.0%	9.1%
% of FP17s Relating to Free Repair or Replacements	142	12,520	1.1%	0.7%	0.8%	0.8%
% of FP17s Relating to Continuations	81	12,520	0.6%	0.9%	1.0%	1.0%
% of Patients satisfied with the dentistry they have received	7	11	63.6%	91.2%	91.7%	91.5%
% of Patients satisfied with the time they had to wait for an appointment	9	11	81.8%	88.7%	88.3%	87.9%

* This is based on patients treated on this contract for their most recent course of treatment. Figures in italics indicate the base number of FP17s or Patient Questionnaire responses are less than 100. N/A is shown where the base number of responses is less than 10 during the period. % is calculated as Quantity/Base number*100

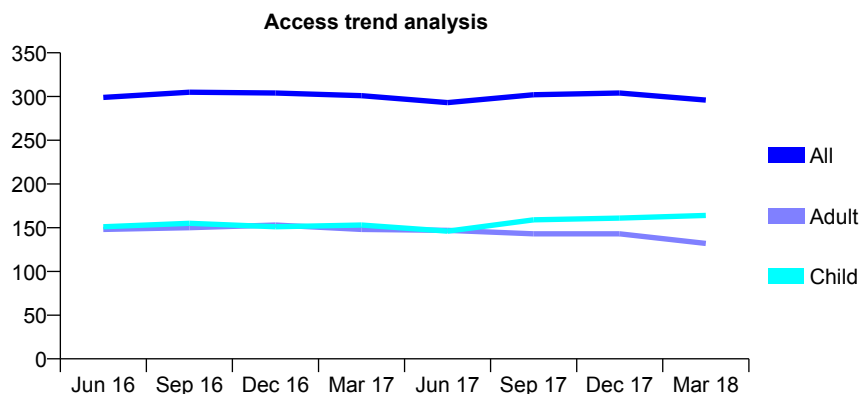
Q57 - Vital Signs At a Glance Contract Report for 205230/0002 - March 2018

Name or company name	Oakmor Dental Centre
Contract type name	GDS Contract
Purpose of contract	General
Contract start date	05/05/2011
Contract end date	

17/18 Contracted general activity (UDA)	888
Carry forward general activity (UDA)	16
17/18 Contracted orthodontic activity (UOA)	0
Carry forward orthodontic activity (UOA)	0
Baseline contract value	£19,852.65

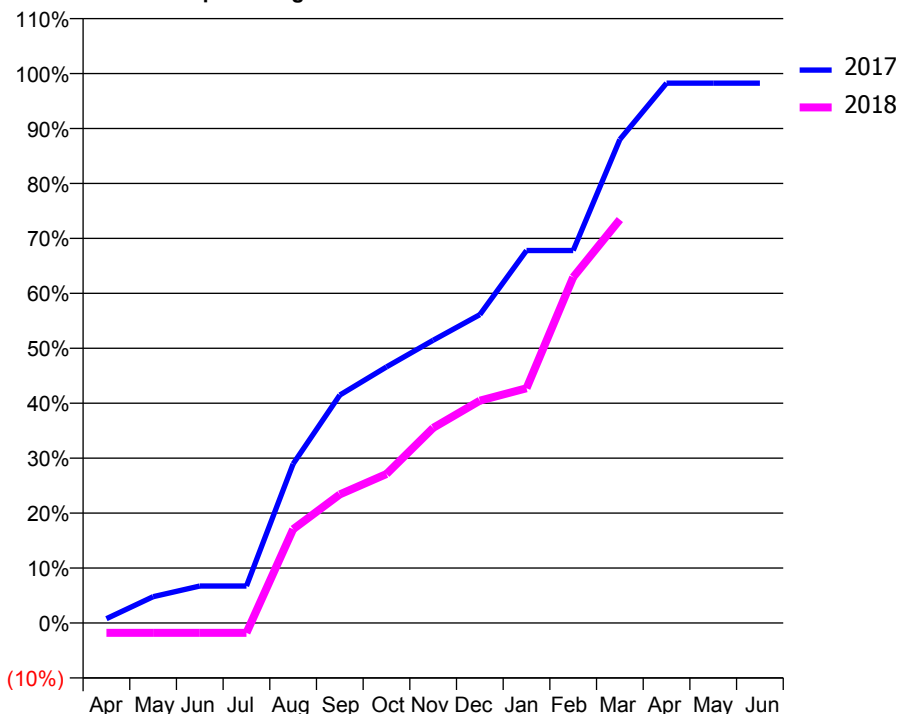
ACCESS*

Patients seen in 24 months	Total	Change since previous quarter
Quarter ending March 2017	301	
Quarter ending June 2017	293	↓
Quarter ending September 2017	302	↑
Quarter ending December 2017	304	→
Quarter ending March 2018	296	↓
Variance since March 2017	(1.7%)	↓



ACTIVITY

Cumulative percentage of contracted UDA delivered 2017 & 2018



Month	Adjusted Scheduled Activity (UDA)	
	2017	2018
April	7	-16
May	43	-16
June	60	-16
July	60	-16
August	257	152
September	368	208
October	414	241
November	457	315
December	498	359
January	602	379
February	602	559
March	781	652
April	872	
May	872	
June	872	

QUALITY

	Quantity	Base Number	Contract	AT	Region	England
% of FP17s for the same patient ID Re-attending within 3 months - Children	17	283	6.0%	10.3%	11.6%	11.9%
% of FP17s for the same patient ID Re-attending within 3 months - Adults	14	158	8.9%	14.7%	15.4%	16.0%
% of FP17s for the same patient ID Re-attending between 3 & 9 months - Children	205	283	72.4%	56.0%	59.4%	58.3%
% of FP17s for the same patient ID Re-attending between 3 & 9 months - Adults	90	158	57.0%	49.0%	51.3%	50.3%
% of FP17s for Band 1 Urgent Courses	12	418	2.9%	8.6%	8.0%	9.1%
% of FP17s Relating to Free Repair or Replacements	2	418	0.5%	0.7%	0.8%	0.8%
% of FP17s Relating to Continuations	1	418	0.2%	0.9%	1.0%	1.0%
% of Patients satisfied with the dentistry they have received	1	1	N/A	91.2%	91.7%	91.5%
% of Patients satisfied with the time they had to wait for an appointment	1	1	N/A	88.7%	88.3%	87.9%

* This is based on patients treated on this contract for their most recent course of treatment. Figures in italics indicate the base number of FP17s or Patient Questionnaire responses are less than 100. N/A is shown where the base number of responses is less than 10 during the period. % is calculated as Quantity/Base number*100

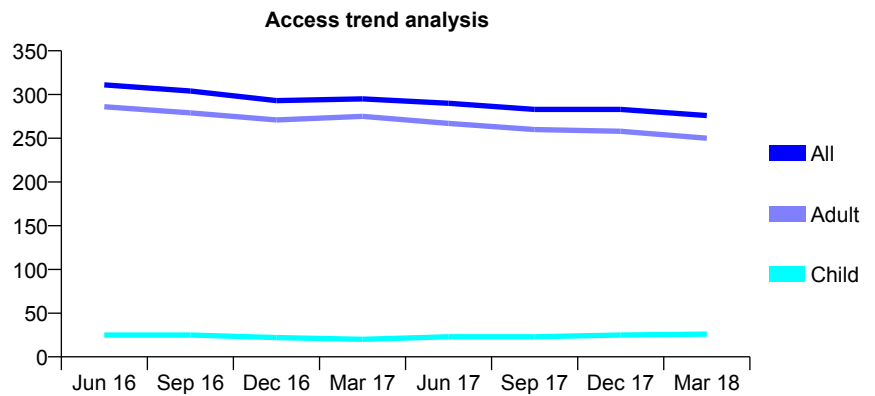
Q57 - Vital Signs At a Glance Contract Report for 207837/0002 - March 2018

Name or company name	MR RK DESAI
Contract type name	GDS Contract
Purpose of contract	General
Contract start date	01/04/2006
Contract end date	

17/18 Contracted general activity (UDA)	800
Carry forward general activity (UDA)	9
17/18 Contracted orthodontic activity (UOA)	0
Carry forward orthodontic activity (UOA)	0
Baseline contract value	£24,773.42

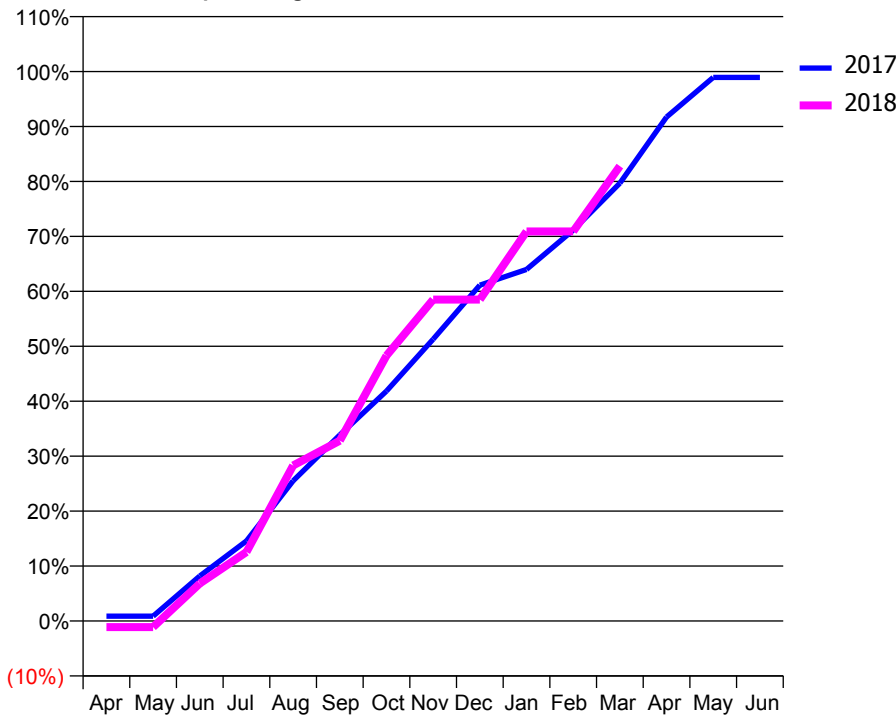
ACCESS*

Patients seen in 24 months	Total	Change since previous quarter
Quarter ending March 2017	295	
Quarter ending June 2017	290	↓
Quarter ending September 2017	283	↓
Quarter ending December 2017	283	→
Quarter ending March 2018	276	↓
Variance since March 2017	(6.4%)	↓



ACTIVITY

Cumulative percentage of contracted UDA delivered 2017 & 2018



Month	Adjusted Scheduled Activity (UDA)	
	2017	2018
April	7	-9
May	7	-9
June	66	55
July	117	100
August	204	226
September	271	263
October	335	386
November	410	468
December	489	468
January	512	567
February	569	567
March	637	662
April	734	
May	791	
June	791	

QUALITY

	Quantity	Base Number	Contract	AT	Region	England
% of FP17s for the same patient ID Re-attending within 3 months - Children	0	29	0.0%	10.3%	11.6%	11.9%
% of FP17s for the same patient ID Re-attending within 3 months - Adults	36	298	12.1%	14.7%	15.4%	16.0%
% of FP17s for the same patient ID Re-attending between 3 & 9 months - Children	5	29	17.2%	56.0%	59.4%	58.3%
% of FP17s for the same patient ID Re-attending between 3 & 9 months - Adults	102	298	34.2%	49.0%	51.3%	50.3%
% of FP17s for Band 1 Urgent Courses	76	276	27.5%	8.6%	8.0%	9.1%
% of FP17s Relating to Free Repair or Replacements	23	276	8.3%	0.7%	0.8%	0.8%
% of FP17s Relating to Continuations	3	276	1.1%	0.9%	1.0%	1.0%
% of Patients satisfied with the dentistry they have received	0	1	N/A	91.2%	91.7%	91.5%
% of Patients satisfied with the time they had to wait for an appointment	1	1	N/A	88.7%	88.3%	87.9%

* This is based on patients treated on this contract for their most recent course of treatment. Figures in italics indicate the base number of FP17s or Patient Questionnaire responses are less than 100. N/A is shown where the base number of responses is less than 10 during the period. % is calculated as Quantity/Base number*100

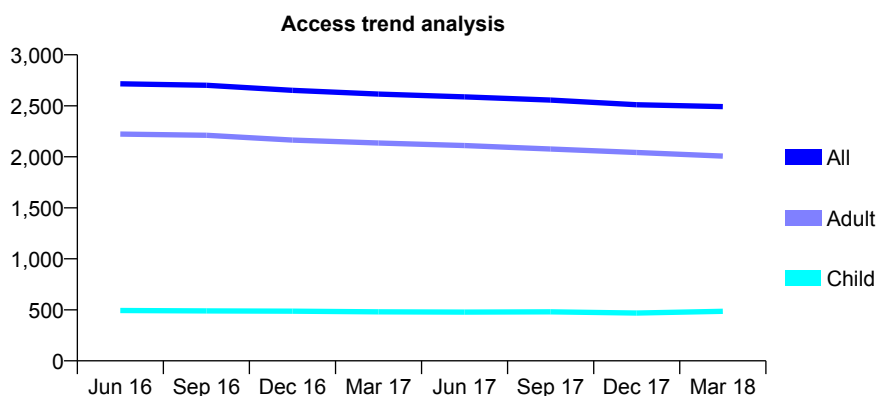
Q57 - Vital Signs At a Glance Contract Report for 209708/0001 - March 2018

Name or company name	Dedham Dental Surgery
Contract type name	GDS Contract
Purpose of contract	General
Contract start date	01/04/2006
Contract end date	

17/18 Contracted general activity (UDA)	6,426
Carry forward general activity (UDA)	-14
17/18 Contracted orthodontic activity (UOA)	0
Carry forward orthodontic activity (UOA)	0
Baseline contract value	£191,044.59

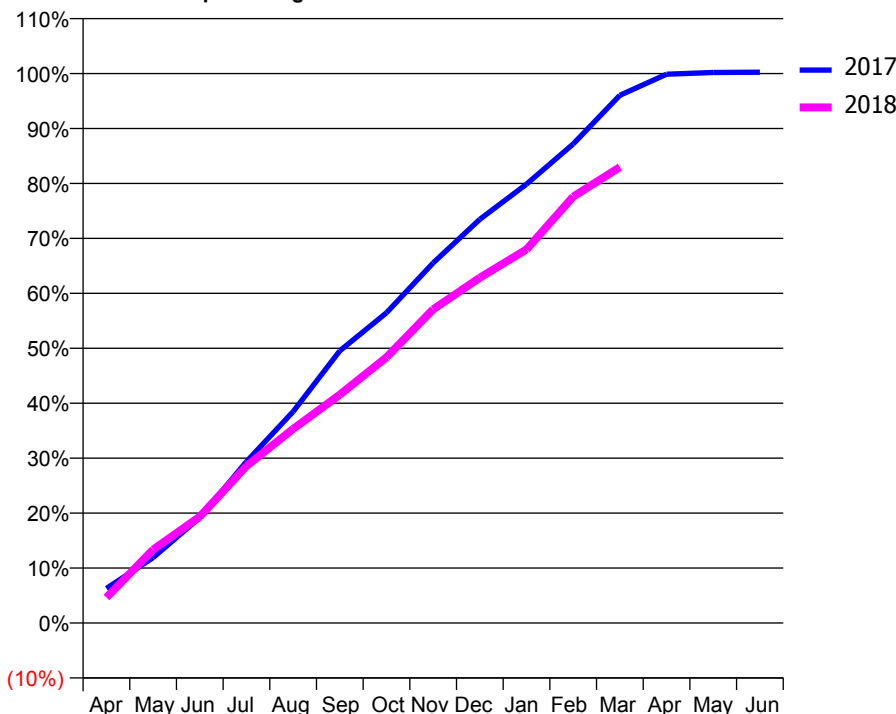
ACCESS*

Patients seen in 24 months	Total	Change since previous quarter
Quarter ending March 2017	2,615	
Quarter ending June 2017	2,588	↓
Quarter ending September 2017	2,556	↓
Quarter ending December 2017	2,510	↓
Quarter ending March 2018	2,492	→
Variance since March 2017	(4.7%)	↓



ACTIVITY

Cumulative percentage of contracted UDA delivered 2017 & 2018



Adjusted Scheduled Activity (UDA)

Month	2017	2018
April	404	299
May	764	859
June	1,233	1,243
July	1,888	1,836
August	2,472	2,269
September	3,183	2,670
October	3,628	3,107
November	4,211	3,669
December	4,720	4,037
January	5,133	4,368
February	5,602	4,986
March	6,171	5,331
April	6,418	
May	6,437	
June	6,440	

QUALITY

	Quantity	Base Number	Contract	AT	Region	England
% of FP17s for the same patient ID Re-attending within 3 months - Children	12	642	1.9%	10.3%	11.6%	11.9%
% of FP17s for the same patient ID Re-attending within 3 months - Adults	358	2,642	13.6%	14.7%	15.4%	16.0%
% of FP17s for the same patient ID Re-attending between 3 & 9 months - Children	381	642	59.3%	56.0%	59.4%	58.3%
% of FP17s for the same patient ID Re-attending between 3 & 9 months - Adults	1,602	2,642	60.6%	49.0%	51.3%	50.3%
% of FP17s for Band 1 Urgent Courses	146	3,141	4.6%	8.6%	8.0%	9.1%
% of FP17s Relating to Free Repair or Replacements	30	3,141	1.0%	0.7%	0.8%	0.8%
% of FP17s Relating to Continuations	8	3,141	0.3%	0.9%	1.0%	1.0%
% of Patients satisfied with the dentistry they have received	8	10	80.0%	91.2%	91.7%	91.5%
% of Patients satisfied with the time they had to wait for an appointment	9	10	90.0%	88.7%	88.3%	87.9%

* This is based on patients treated on this contract for their most recent course of treatment. Figures in italics indicate the base number of FP17s or Patient Questionnaire responses are less than 100. N/A is shown where the base number of responses is less than 10 during the period. % is calculated as Quantity/Base number*100

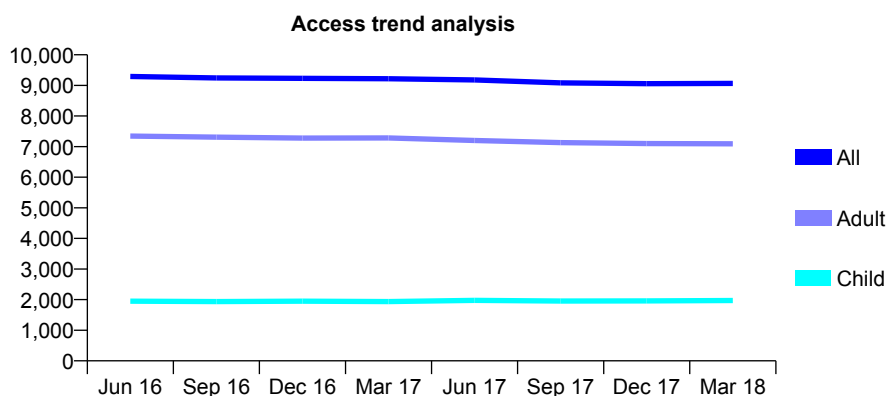
Q57 - Vital Signs At a Glance Contract Report for 219045/0001 - March 2018

Name or company name	MR PJ POWER
Contract type name	GDS Contract
Purpose of contract	General
Contract start date	01/04/2006
Contract end date	

17/18 Contracted general activity (UDA)	26,541
Carry forward general activity (UDA)	716
17/18 Contracted orthodontic activity (UOA)	0
Carry forward orthodontic activity (UOA)	0
Baseline contract value	£744,699.80

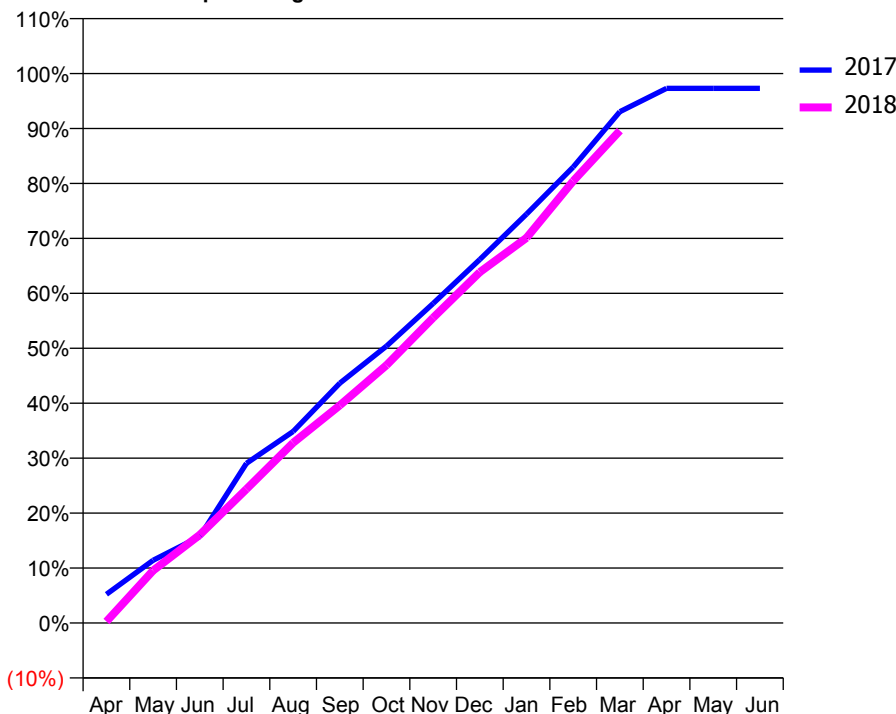
ACCESS*

Patients seen in 24 months	Total	Change since previous quarter
Quarter ending March 2017	9,219	
Quarter ending June 2017	9,177	→
Quarter ending September 2017	9,084	↓
Quarter ending December 2017	9,057	→
Quarter ending March 2018	9,065	→
Variance since March 2017	(1.7%)	↓



ACTIVITY

Cumulative percentage of contracted UDA delivered 2017 & 2018



Month	Adjusted Scheduled Activity (UDA)	
	2017	2018
April	1,388	72
May	3,033	2,535
June	4,178	4,260
July	7,715	6,471
August	9,255	8,704
September	11,585	10,517
October	13,373	12,451
November	15,438	14,744
December	17,560	16,948
January	19,752	18,601
February	22,022	21,345
March	24,699	23,785
April	25,825	
May	25,824	
June	25,825	

QUALITY

	Quantity	Base Number	Contract	AT	Region	England
% of FP17s for the same patient ID Re-attending within 3 months - Children	143	2,719	5.3%	10.3%	11.6%	11.9%
% of FP17s for the same patient ID Re-attending within 3 months - Adults	1,331	9,430	14.1%	14.7%	15.4%	16.0%
% of FP17s for the same patient ID Re-attending between 3 & 9 months - Children	1,508	2,719	55.5%	56.0%	59.4%	58.3%
% of FP17s for the same patient ID Re-attending between 3 & 9 months - Adults	4,642	9,430	49.2%	49.0%	51.3%	50.3%
% of FP17s for Band 1 Urgent Courses	1,277	11,634	11.0%	8.6%	8.0%	9.1%
% of FP17s Relating to Free Repair or Replacements	87	11,634	0.7%	0.7%	0.8%	0.8%
% of FP17s Relating to Continuations	54	11,634	0.5%	0.9%	1.0%	1.0%
% of Patients satisfied with the dentistry they have received	13	14	92.9%	91.2%	91.7%	91.5%
% of Patients satisfied with the time they had to wait for an appointment	13	14	92.9%	88.7%	88.3%	87.9%

* This is based on patients treated on this contract for their most recent course of treatment. Figures in italics indicate the base number of FP17s or Patient Questionnaire responses are less than 100. N/A is shown where the base number of responses is less than 10 during the period. % is calculated as Quantity/Base number*100

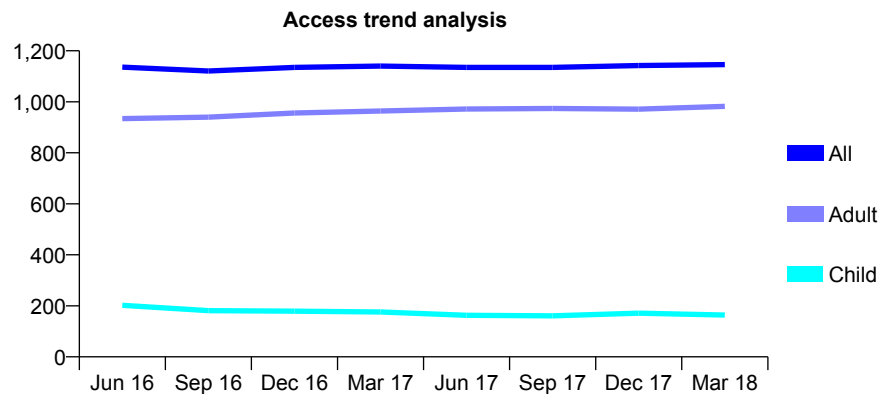
Q57 - Vital Signs At a Glance Contract Report for 220051/0001 - March 2018

Name or company name	MRS SA RANKIN
Contract type name	GDS Contract
Purpose of contract	General
Contract start date	01/04/2006
Contract end date	

17/18 Contracted general activity (UDA)	3,735
Carry forward general activity (UDA)	145
17/18 Contracted orthodontic activity (UOA)	0
Carry forward orthodontic activity (UOA)	0
Baseline contract value	£82,230.63

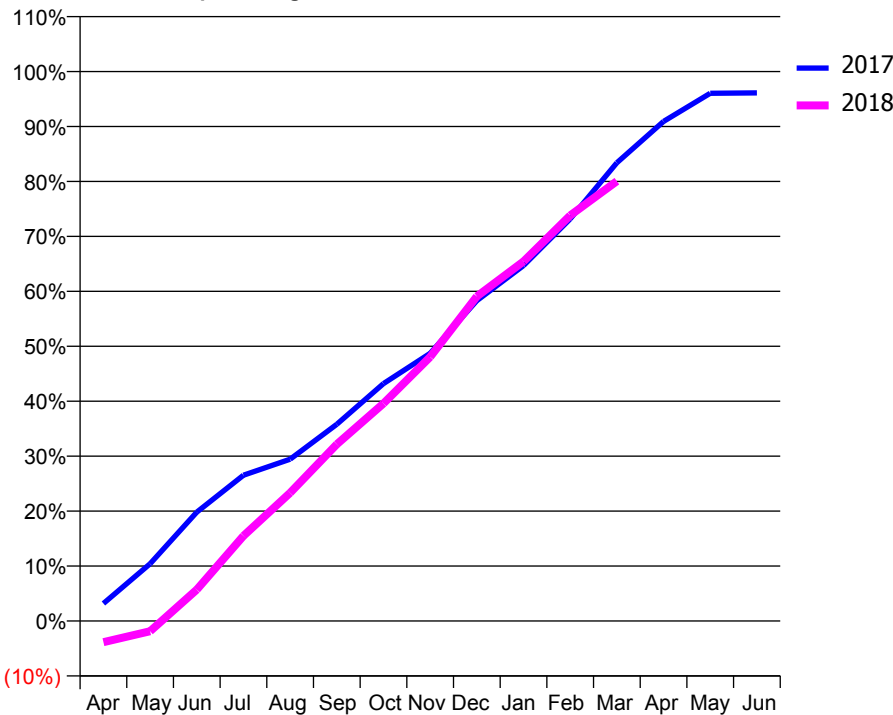
ACCESS*

Patients seen in 24 months	Total	Change since previous quarter
Quarter ending March 2017	1,140	
Quarter ending June 2017	1,135	→
Quarter ending September 2017	1,135	→
Quarter ending December 2017	1,142	→
Quarter ending March 2018	1,146	→
Variance since March 2017	0.5%	→



ACTIVITY

Cumulative percentage of contracted UDA delivered 2017 & 2018



Month	Adjusted Scheduled Activity (UDA)	
	2017	2018
April	119	-145
May	389	-71
June	740	213
July	991	579
August	1,100	872
September	1,337	1,201
October	1,614	1,479
November	1,820	1,795
December	2,178	2,206
January	2,416	2,444
February	2,733	2,757
March	3,114	2,990
April	3,396	
May	3,587	
June	3,590	

QUALITY

	Quantity	Base Number	Contract	AT	Region	England
% of FP17s for the same patient ID Re-attending within 3 months - Children	11	215	5.1%	10.3%	11.6%	11.9%
% of FP17s for the same patient ID Re-attending within 3 months - Adults	211	1,246	16.9%	14.7%	15.4%	16.0%
% of FP17s for the same patient ID Re-attending between 3 & 9 months - Children	113	215	52.6%	56.0%	59.4%	58.3%
% of FP17s for the same patient ID Re-attending between 3 & 9 months - Adults	511	1,246	41.0%	49.0%	51.3%	50.3%
% of FP17s for Band 1 Urgent Courses	168	1,300	12.9%	8.6%	8.0%	9.1%
% of FP17s Relating to Free Repair or Replacements	25	1,300	1.9%	0.7%	0.8%	0.8%
% of FP17s Relating to Continuations	33	1,300	2.5%	0.9%	1.0%	1.0%
% of Patients satisfied with the dentistry they have received	6	9	N/A	91.2%	91.7%	91.5%
% of Patients satisfied with the time they had to wait for an appointment	6	9	N/A	88.7%	88.3%	87.9%

* This is based on patients treated on this contract for their most recent course of treatment. Figures in italics indicate the base number of FP17s or Patient Questionnaire responses are less than 100. N/A is shown where the base number of responses is less than 10 during the period. % is calculated as Quantity/Base number*100

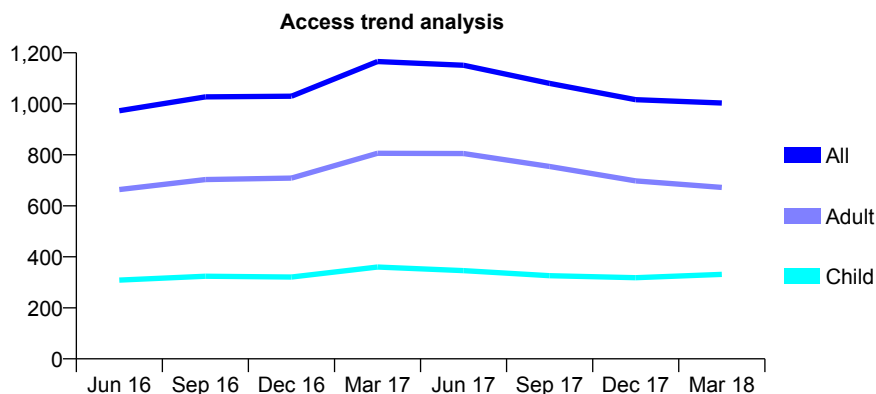
Q57 - Vital Signs At a Glance Contract Report for 221694/0001 - March 2018

Name or company name	MR MP GOODCHILD
Contract type name	GDS Contract
Purpose of contract	General
Contract start date	01/04/2006
Contract end date	

17/18 Contracted general activity (UDA)	2,861
Carry forward general activity (UDA)	0
17/18 Contracted orthodontic activity (UOA)	0
Carry forward orthodontic activity (UOA)	0
Baseline contract value	£71,206.04

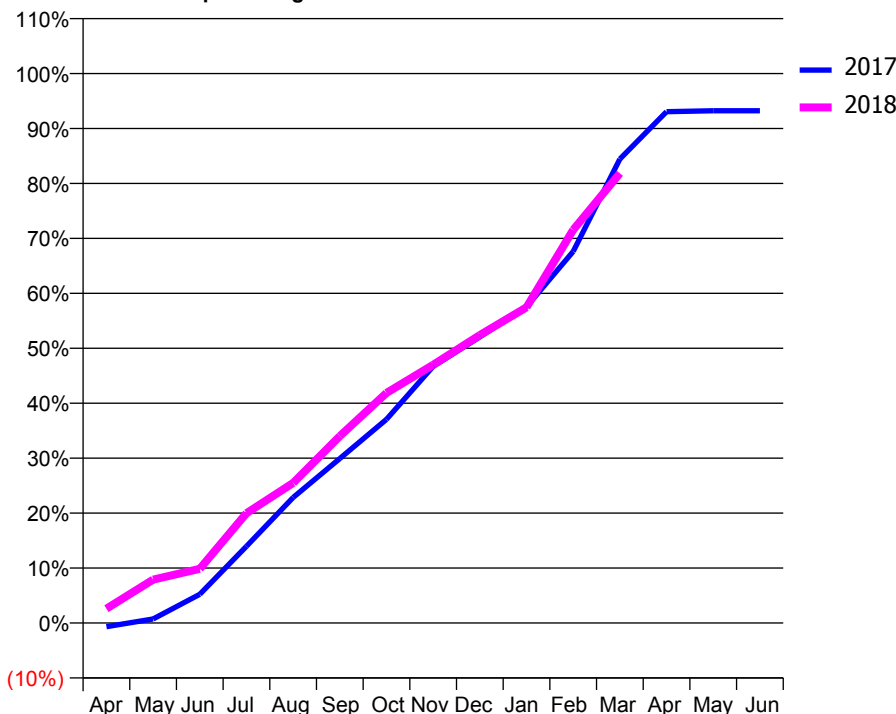
ACCESS*

Patients seen in 24 months	Total	Change since previous quarter
Quarter ending March 2017	1,166	
Quarter ending June 2017	1,151	↓
Quarter ending September 2017	1,080	↓
Quarter ending December 2017	1,016	↓
Quarter ending March 2018	1,003	↓
Variance since March 2017	(14.0%)	↓



ACTIVITY

Cumulative percentage of contracted UDA delivered 2017 & 2018



Adjusted Scheduled Activity (UDA)

Month	2017	2018
April	-20	75
May	21	226
June	150	282
July	400	572
August	653	730
September	856	973
October	1,061	1,198
November	1,336	1,344
December	1,490	1,499
January	1,646	1,644
February	1,934	2,047
March	2,416	2,341
April	2,662	
May	2,667	
June	2,667	

QUALITY

	Quantity	Base Number	Contract	AT	Region	England
% of FP17s for the same patient ID Re-attending within 3 months - Children	35	474	7.4%	10.3%	11.6%	11.9%
% of FP17s for the same patient ID Re-attending within 3 months - Adults	101	772	13.1%	14.7%	15.4%	16.0%
% of FP17s for the same patient ID Re-attending between 3 & 9 months - Children	297	474	62.7%	56.0%	59.4%	58.3%
% of FP17s for the same patient ID Re-attending between 3 & 9 months - Adults	321	772	41.6%	49.0%	51.3%	50.3%
% of FP17s for Band 1 Urgent Courses	112	1,139	9.8%	8.6%	8.0%	9.1%
% of FP17s Relating to Free Repair or Replacements	2	1,139	0.2%	0.7%	0.8%	0.8%
% of FP17s Relating to Continuations	6	1,139	0.5%	0.9%	1.0%	1.0%
% of Patients satisfied with the dentistry they have received	1	1	N/A	91.2%	91.7%	91.5%
% of Patients satisfied with the time they had to wait for an appointment	1	1	N/A	88.7%	88.3%	87.9%

* This is based on patients treated on this contract for their most recent course of treatment. Figures in italics indicate the base number of FP17s or Patient Questionnaire responses are less than 100. N/A is shown where the base number of responses is less than 10 during the period. % is calculated as Quantity/Base number*100

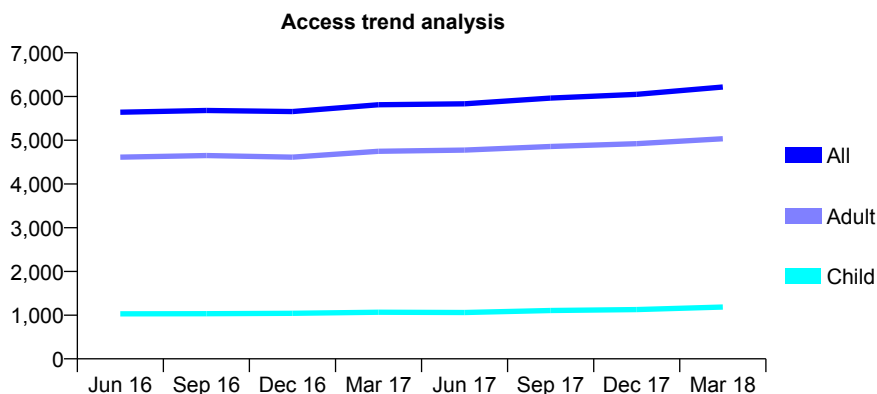
Q57 - Vital Signs At a Glance Contract Report for 229598/0001 - March 2018

Name or company name	Heybridge Dental Practice Partnership
Contract type name	GDS Contract
Purpose of contract	General
Contract start date	01/04/2006
Contract end date	

17/18 Contracted general activity (UDA)	21,357
Carry forward general activity (UDA)	0
17/18 Contracted orthodontic activity (UOA)	0
Carry forward orthodontic activity (UOA)	0
Baseline contract value	£632,992.42

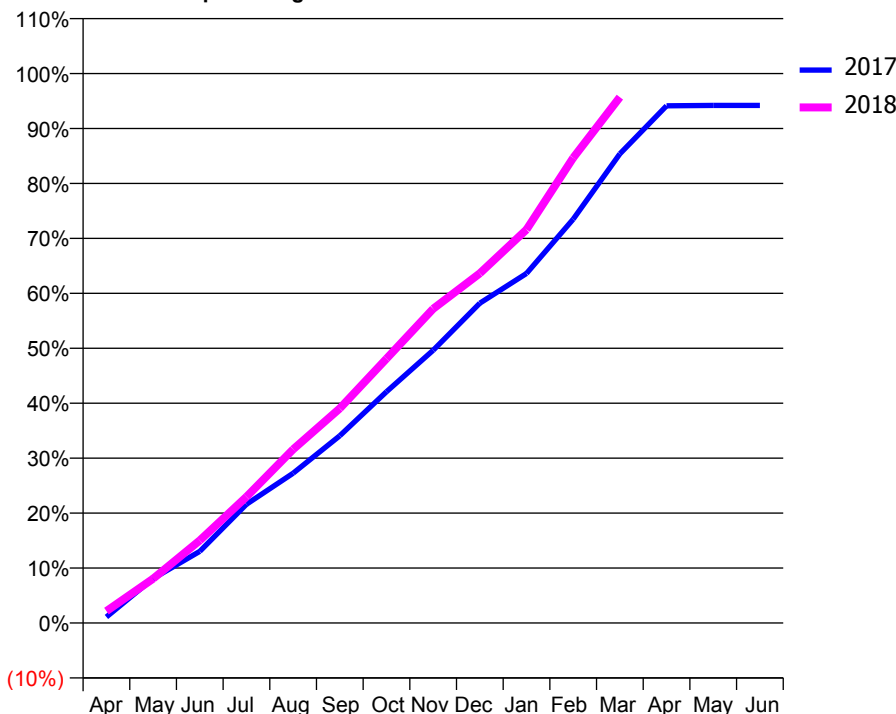
ACCESS*

Patients seen in 24 months	Total	Change since previous quarter
Quarter ending March 2017	5,813	
Quarter ending June 2017	5,833	→
Quarter ending September 2017	5,965	↑
Quarter ending December 2017	6,049	→
Quarter ending March 2018	6,219	↑
Variance since March 2017	7.0%	↑



ACTIVITY

Cumulative percentage of contracted UDA delivered 2017 & 2018



Month	Adjusted Scheduled Activity (UDA)	
	2017	2018
April	236	462
May	1,729	1,722
June	2,787	3,209
July	4,616	4,906
August	5,820	6,750
September	7,280	8,339
October	8,991	10,274
November	10,602	12,211
December	12,433	13,594
January	13,588	15,294
February	15,695	18,079
March	18,237	20,438
April	20,103	
May	20,118	
June	20,119	

QUALITY

	Quantity	Base Number	Contract	AT	Region	England
% of FP17s for the same patient ID Re-attending within 3 months - Children	269	1,957	13.7%	10.3%	11.6%	11.9%
% of FP17s for the same patient ID Re-attending within 3 months - Adults	1,601	8,202	19.5%	14.7%	15.4%	16.0%
% of FP17s for the same patient ID Re-attending between 3 & 9 months - Children	1,125	1,957	57.5%	56.0%	59.4%	58.3%
% of FP17s for the same patient ID Re-attending between 3 & 9 months - Adults	4,459	8,202	54.4%	49.0%	51.3%	50.3%
% of FP17s for Band 1 Urgent Courses	915	8,942	10.2%	8.6%	8.0%	9.1%
% of FP17s Relating to Free Repair or Replacements	122	8,942	1.4%	0.7%	0.8%	0.8%
% of FP17s Relating to Continuations	100	8,942	1.1%	0.9%	1.0%	1.0%
% of Patients satisfied with the dentistry they have received	8	8	N/A	91.2%	91.7%	91.5%
% of Patients satisfied with the time they had to wait for an appointment	8	8	N/A	88.7%	88.3%	87.9%

* This is based on patients treated on this contract for their most recent course of treatment. Figures in italics indicate the base number of FP17s or Patient Questionnaire responses are less than 100. N/A is shown where the base number of responses is less than 10 during the period. % is calculated as Quantity/Base number*100

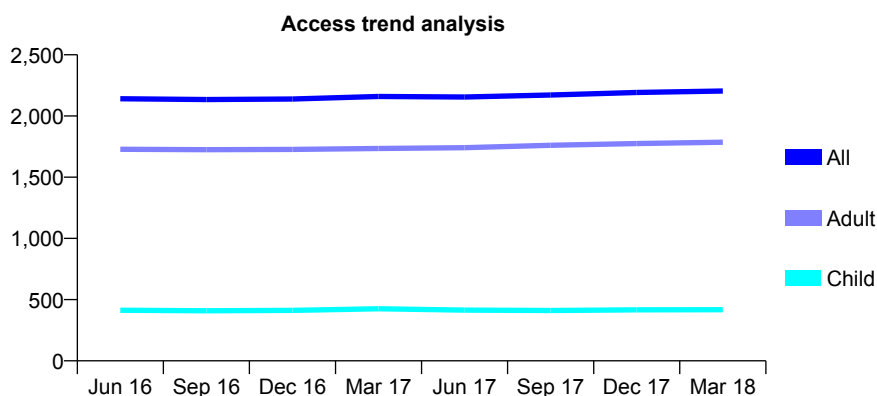
Q57 - Vital Signs At a Glance Contract Report for 237914/0001 - March 2018

Name or company name	MISS S RASHID
Contract type name	GDS Contract
Purpose of contract	General
Contract start date	01/04/2006
Contract end date	

17/18 Contracted general activity (UDA)	6,521
Carry forward general activity (UDA)	0
17/18 Contracted orthodontic activity (UOA)	0
Carry forward orthodontic activity (UOA)	0
Baseline contract value	£151,360.28

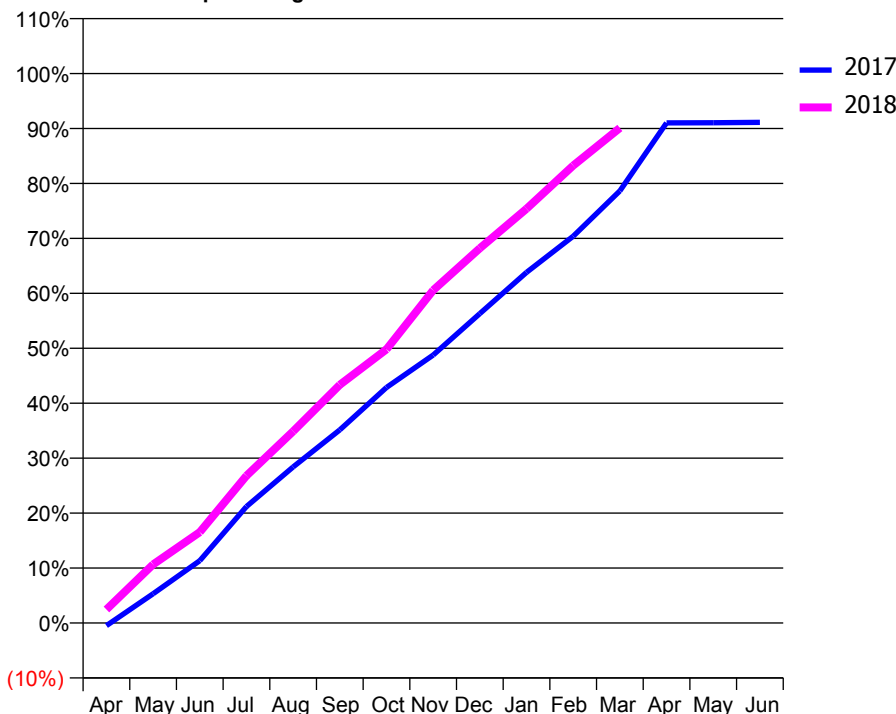
ACCESS*

Patients seen in 24 months	Total	Change since previous quarter
Quarter ending March 2017	2,160	
Quarter ending June 2017	2,155	→
Quarter ending September 2017	2,172	→
Quarter ending December 2017	2,192	→
Quarter ending March 2018	2,204	→
Variance since March 2017	2.0%	↑



ACTIVITY

Cumulative percentage of contracted UDA delivered 2017 & 2018



Adjusted Scheduled Activity (UDA)

Month	2017	2018
April	-33	161
May	347	695
June	740	1,079
July	1,382	1,747
August	1,852	2,274
September	2,292	2,827
October	2,796	3,248
November	3,180	3,949
December	3,672	4,447
January	4,162	4,915
February	4,591	5,428
March	5,127	5,875
April	5,935	
May	5,936	
June	5,941	

QUALITY

	Quantity	Base Number	Contract	AT	Region	England
% of FP17s for the same patient ID Re-attending within 3 months - Children	26	701	3.7%	10.3%	11.6%	11.9%
% of FP17s for the same patient ID Re-attending within 3 months - Adults	344	3,057	11.3%	14.7%	15.4%	16.0%
% of FP17s for the same patient ID Re-attending between 3 & 9 months - Children	517	701	73.8%	56.0%	59.4%	58.3%
% of FP17s for the same patient ID Re-attending between 3 & 9 months - Adults	2,228	3,057	72.9%	49.0%	51.3%	50.3%
% of FP17s for Band 1 Urgent Courses	79	3,404	2.3%	8.6%	8.0%	9.1%
% of FP17s Relating to Free Repair or Replacements	22	3,404	0.6%	0.7%	0.8%	0.8%
% of FP17s Relating to Continuations	0	3,404	0.0%	0.9%	1.0%	1.0%
% of Patients satisfied with the dentistry they have received	1	1	N/A	91.2%	91.7%	91.5%
% of Patients satisfied with the time they had to wait for an appointment	1	1	N/A	88.7%	88.3%	87.9%

* This is based on patients treated on this contract for their most recent course of treatment. Figures in italics indicate the base number of FP17s or Patient Questionnaire responses are less than 100. N/A is shown where the base number of responses is less than 10 during the period. % is calculated as Quantity/Base number*100

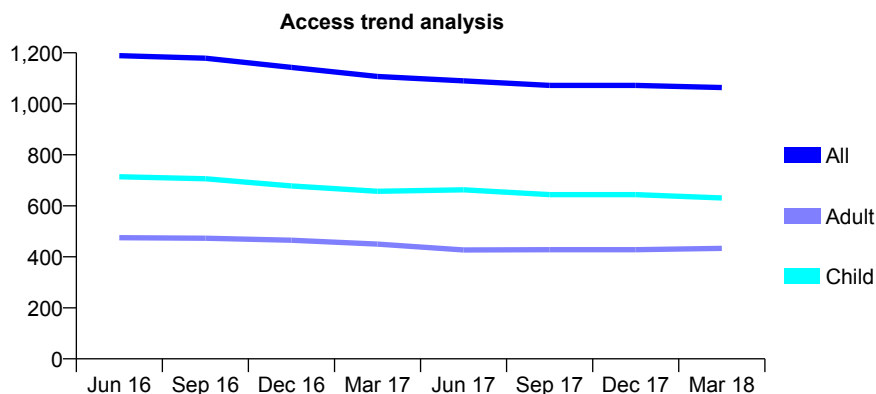
Q57 - Vital Signs At a Glance Contract Report for 239402/0001 - March 2018

Name or company name	MISS CJ COPE
Contract type name	GDS Contract
Purpose of contract	General
Contract start date	01/04/2006
Contract end date	

17/18 Contracted general activity (UDA)	3,000
Carry forward general activity (UDA)	0
17/18 Contracted orthodontic activity (UOA)	0
Carry forward orthodontic activity (UOA)	0
Baseline contract value	£80,372.73

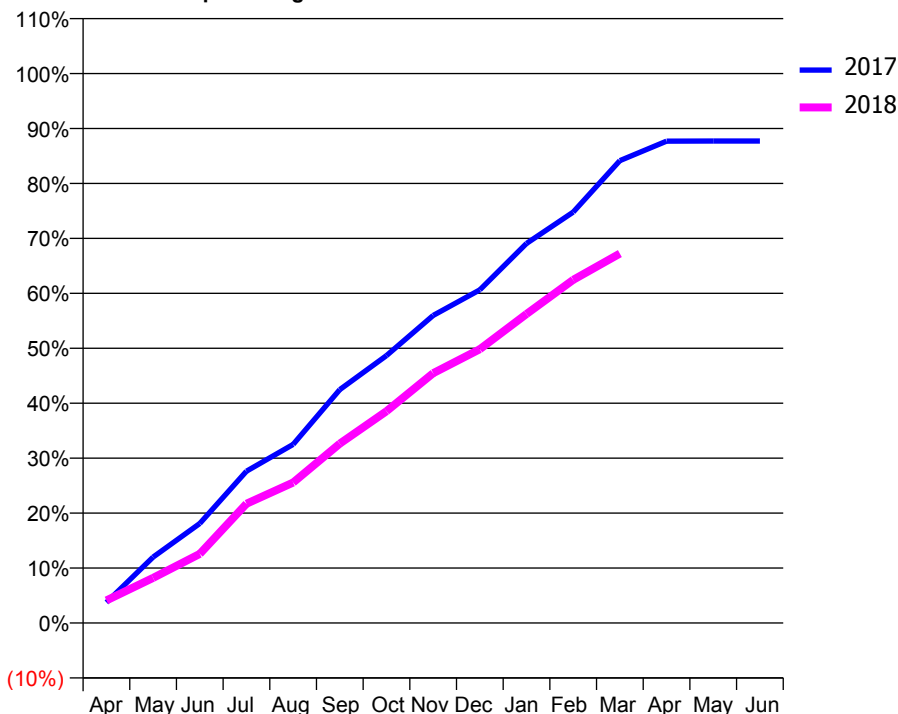
ACCESS*

Patients seen in 24 months	Total	Change since previous quarter
Quarter ending March 2017	1,107	
Quarter ending June 2017	1,090	↓
Quarter ending September 2017	1,072	↓
Quarter ending December 2017	1,072	→
Quarter ending March 2018	1,064	→
Variance since March 2017	(3.9%)	↓



ACTIVITY

Cumulative percentage of contracted UDA delivered 2017 & 2018



Month	Adjusted Scheduled Activity (UDA)	
	2017	2018
April	112	123
May	360	247
June	544	377
July	829	651
August	975	767
September	1,274	980
October	1,460	1,157
November	1,679	1,364
December	1,819	1,495
January	2,073	1,687
February	2,244	1,874
March	2,524	2,017
April	2,631	
May	2,632	
June	2,632	

QUALITY

	Quantity	Base Number	Contract	AT	Region	England
% of FP17s for the same patient ID Re-attending within 3 months - Children	67	1,044	6.4%	10.3%	11.6%	11.9%
% of FP17s for the same patient ID Re-attending within 3 months - Adults	48	430	11.2%	14.7%	15.4%	16.0%
% of FP17s for the same patient ID Re-attending between 3 & 9 months - Children	697	1,044	66.8%	56.0%	59.4%	58.3%
% of FP17s for the same patient ID Re-attending between 3 & 9 months - Adults	260	430	60.5%	49.0%	51.3%	50.3%
% of FP17s for Band 1 Urgent Courses	72	1,413	5.1%	8.6%	8.0%	9.1%
% of FP17s Relating to Free Repair or Replacements	0	1,413	0.0%	0.7%	0.8%	0.8%
% of FP17s Relating to Continuations	1	1,413	0.1%	0.9%	1.0%	1.0%
% of Patients satisfied with the dentistry they have received	0	0	N/A	91.2%	91.7%	91.5%
% of Patients satisfied with the time they had to wait for an appointment	0	0	N/A	88.7%	88.3%	87.9%

* This is based on patients treated on this contract for their most recent course of treatment. Figures in italics indicate the base number of FP17s or Patient Questionnaire responses are less than 100. N/A is shown where the base number of responses is less than 10 during the period. % is calculated as Quantity/Base number*100

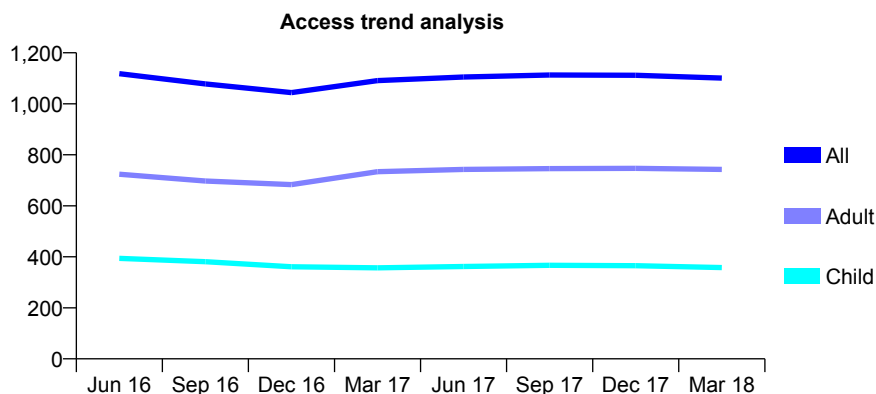
Q57 - Vital Signs At a Glance Contract Report for 243566/0001 - March 2018

Name or company name	MISS M KHANNA
Contract type name	GDS Contract
Purpose of contract	General
Contract start date	01/04/2006
Contract end date	

17/18 Contracted general activity (UDA)	2,400
Carry forward general activity (UDA)	61
17/18 Contracted orthodontic activity (UOA)	0
Carry forward orthodontic activity (UOA)	0
Baseline contract value	£57,504.00

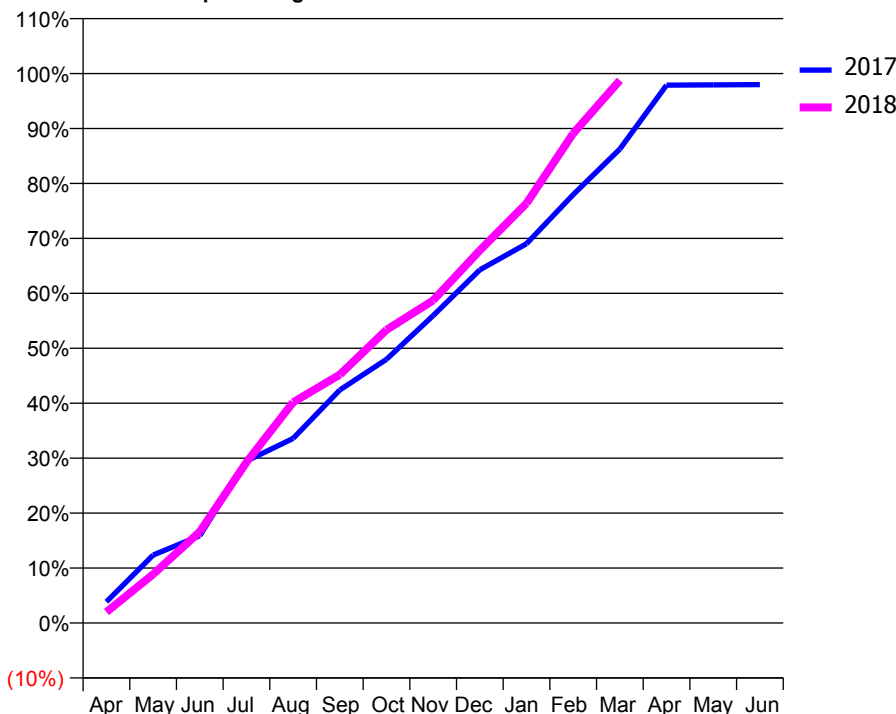
ACCESS*

Patients seen in 24 months	Total	Change since previous quarter
Quarter ending March 2017	1,091	
Quarter ending June 2017	1,105	→
Quarter ending September 2017	1,113	→
Quarter ending December 2017	1,112	→
Quarter ending March 2018	1,101	→
Variance since March 2017	0.9%	→



ACTIVITY

Cumulative percentage of contracted UDA delivered 2017 & 2018



Month	Adjusted Scheduled Activity (UDA)	
	2017	2018
April	116	48
May	371	213
June	476	399
July	884	702
August	1,008	964
September	1,272	1,085
October	1,440	1,281
November	1,678	1,409
December	1,928	1,627
January	2,071	1,833
February	2,338	2,138
March	2,588	2,370
April	2,936	
May	2,938	
June	2,939	

QUALITY

	Quantity	Base Number	Contract	AT	Region	England
% of FP17s for the same patient ID Re-attending within 3 months - Children	26	503	5.2%	10.3%	11.6%	11.9%
% of FP17s for the same patient ID Re-attending within 3 months - Adults	105	1,003	10.5%	14.7%	15.4%	16.0%
% of FP17s for the same patient ID Re-attending between 3 & 9 months - Children	322	503	64.0%	56.0%	59.4%	58.3%
% of FP17s for the same patient ID Re-attending between 3 & 9 months - Adults	567	1,003	56.5%	49.0%	51.3%	50.3%
% of FP17s for Band 1 Urgent Courses	67	1,392	4.8%	8.6%	8.0%	9.1%
% of FP17s Relating to Free Repair or Replacements	0	1,392	0.0%	0.7%	0.8%	0.8%
% of FP17s Relating to Continuations	9	1,392	0.6%	0.9%	1.0%	1.0%
% of Patients satisfied with the dentistry they have received	1	1	N/A	91.2%	91.7%	91.5%
% of Patients satisfied with the time they had to wait for an appointment	1	1	N/A	88.7%	88.3%	87.9%

* This is based on patients treated on this contract for their most recent course of treatment. Figures in italics indicate the base number of FP17s or Patient Questionnaire responses are less than 100. N/A is shown where the base number of responses is less than 10 during the period. % is calculated as Quantity/Base number*100

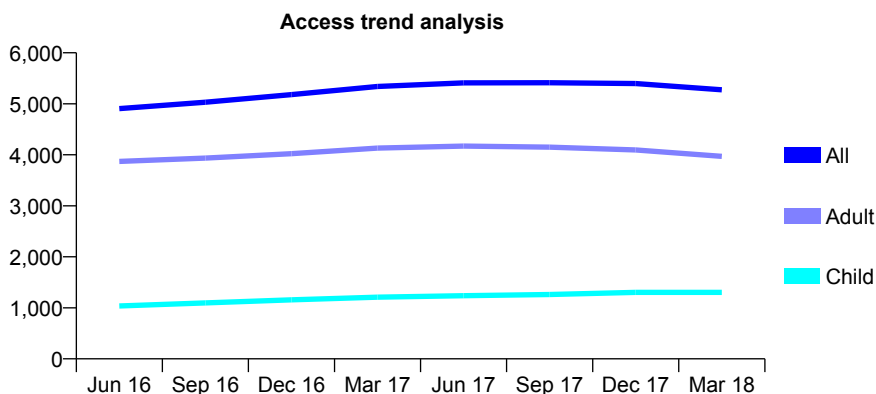
Q57 - Vital Signs At a Glance Contract Report for 251089/0001 - March 2018

Name or company name	MR JC CUDDIGAN
Contract type name	GDS Contract
Purpose of contract	General
Contract start date	01/04/2006
Contract end date	

17/18 Contracted general activity (UDA)	11,799
Carry forward general activity (UDA)	0
17/18 Contracted orthodontic activity (UOA)	0
Carry forward orthodontic activity (UOA)	0
Baseline contract value	£292,655.55

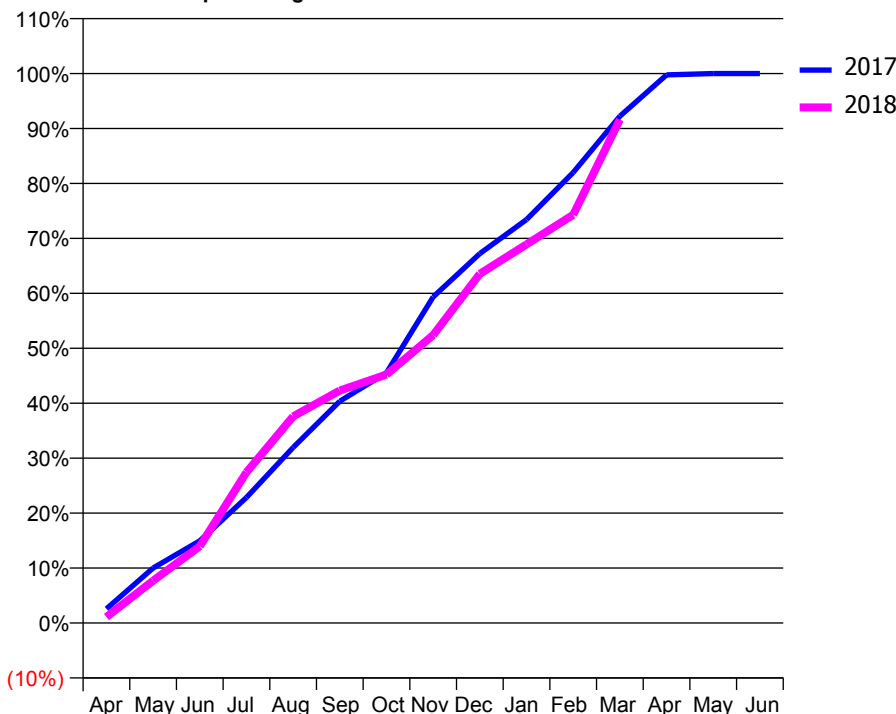
ACCESS*

Patients seen in 24 months	Total	Change since previous quarter
Quarter ending March 2017	5,339	
Quarter ending June 2017	5,410	→
Quarter ending September 2017	5,412	→
Quarter ending December 2017	5,398	→
Quarter ending March 2018	5,274	↓
Variance since March 2017	(1.2%)	↓



ACTIVITY

Cumulative percentage of contracted UDA delivered 2017 & 2018



Month	Adjusted Scheduled Activity (UDA)	
	2017	2018
April	304	131
May	1,182	910
June	1,766	1,646
July	2,697	3,238
August	3,770	4,438
September	4,763	4,992
October	5,372	5,336
November	7,003	6,184
December	7,933	7,497
January	8,662	8,130
February	9,672	8,767
March	10,880	10,809
April	11,768	
May	11,797	
June	11,799	

QUALITY

	Quantity	Base Number	Contract	AT	Region	England
% of FP17s for the same patient ID Re-attending within 3 months - Children	91	1,704	5.3%	10.3%	11.6%	11.9%
% of FP17s for the same patient ID Re-attending within 3 months - Adults	625	4,987	12.5%	14.7%	15.4%	16.0%
% of FP17s for the same patient ID Re-attending between 3 & 9 months - Children	933	1,704	54.8%	56.0%	59.4%	58.3%
% of FP17s for the same patient ID Re-attending between 3 & 9 months - Adults	2,649	4,987	53.1%	49.0%	51.3%	50.3%
% of FP17s for Band 1 Urgent Courses	552	6,213	8.9%	8.6%	8.0%	9.1%
% of FP17s Relating to Free Repair or Replacements	33	6,213	0.5%	0.7%	0.8%	0.8%
% of FP17s Relating to Continuations	32	6,213	0.5%	0.9%	1.0%	1.0%
% of Patients satisfied with the dentistry they have received	4	4	N/A	91.2%	91.7%	91.5%
% of Patients satisfied with the time they had to wait for an appointment	4	4	N/A	88.7%	88.3%	87.9%

* This is based on patients treated on this contract for their most recent course of treatment. Figures in italics indicate the base number of FP17s or Patient Questionnaire responses are less than 100. N/A is shown where the base number of responses is less than 10 during the period. % is calculated as Quantity/Base number*100

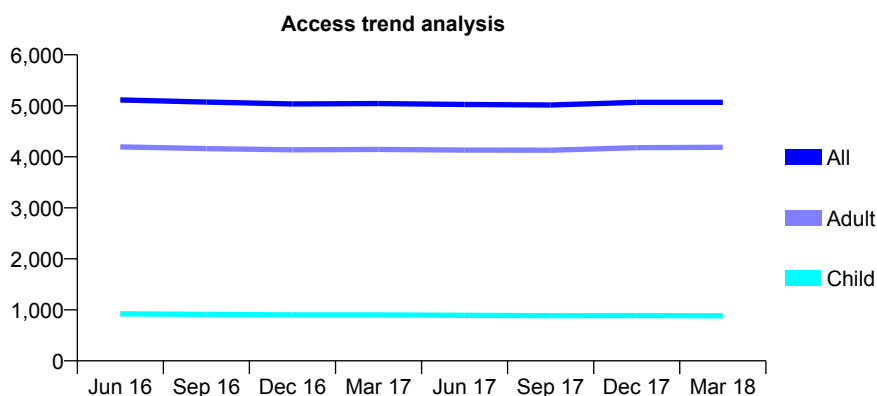
Q57 - Vital Signs At a Glance Contract Report for 253197/0001 - March 2018

Name or company name	MR DG FIGAJI
Contract type name	GDS Contract
Purpose of contract	General
Contract start date	01/04/2006
Contract end date	

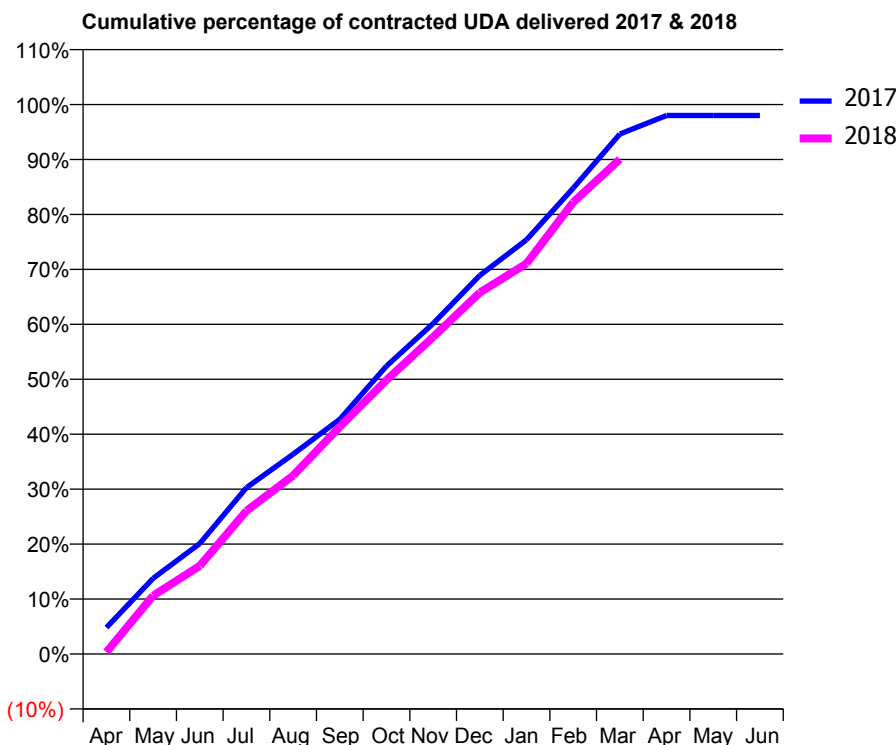
17/18 Contracted general activity (UDA)	17,600
Carry forward general activity (UDA)	350
17/18 Contracted orthodontic activity (UOA)	0
Carry forward orthodontic activity (UOA)	0
Baseline contract value	£535,240.69

ACCESS*

Patients seen in 24 months	Total	Change since previous quarter
Quarter ending March 2017	5,045	
Quarter ending June 2017	5,025	→
Quarter ending September 2017	5,015	→
Quarter ending December 2017	5,067	→
Quarter ending March 2018	5,068	→
Variance since March 2017	0.5%	→



ACTIVITY



Month	Adjusted Scheduled Activity (UDA)	
	2017	2018
April	846	63
May	2,424	1,867
June	3,540	2,824
July	5,329	4,586
August	6,400	5,715
September	7,518	7,280
October	9,222	8,774
November	10,585	10,156
December	12,126	11,578
January	13,269	12,508
February	14,921	14,470
March	16,653	15,849
April	17,246	
May	17,250	
June	17,250	

QUALITY

	Quantity	Base Number	Contract	AT	Region	England
% of FP17s for the same patient ID Re-attending within 3 months - Children	79	1,348	5.9%	10.3%	11.6%	11.9%
% of FP17s for the same patient ID Re-attending within 3 months - Adults	913	6,106	15.0%	14.7%	15.4%	16.0%
% of FP17s for the same patient ID Re-attending between 3 & 9 months - Children	870	1,348	64.5%	56.0%	59.4%	58.3%
% of FP17s for the same patient ID Re-attending between 3 & 9 months - Adults	3,615	6,106	59.2%	49.0%	51.3%	50.3%
% of FP17s for Band 1 Urgent Courses	364	7,147	5.1%	8.6%	8.0%	9.1%
% of FP17s Relating to Free Repair or Replacements	54	7,147	0.8%	0.7%	0.8%	0.8%
% of FP17s Relating to Continuations	247	7,147	3.5%	0.9%	1.0%	1.0%
% of Patients satisfied with the dentistry they have received	10	11	90.9%	91.2%	91.7%	91.5%
% of Patients satisfied with the time they had to wait for an appointment	10	11	90.9%	88.7%	88.3%	87.9%

* This is based on patients treated on this contract for their most recent course of treatment. Figures in italics indicate the base number of FP17s or Patient Questionnaire responses are less than 100. N/A is shown where the base number of responses is less than 10 during the period. % is calculated as Quantity/Base number*100

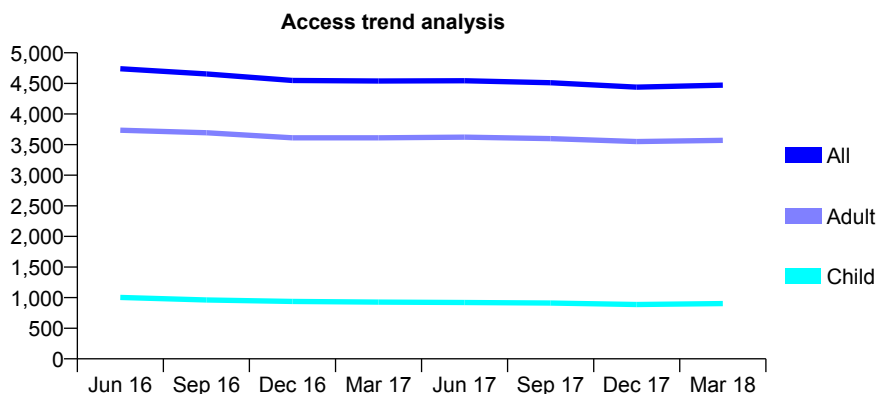
Q57 - Vital Signs At a Glance Contract Report for 253197/0002 - March 2018

Name or company name	MR DG FIGAJI
Contract type name	GDS Contract
Purpose of contract	General
Contract start date	01/04/2007
Contract end date	

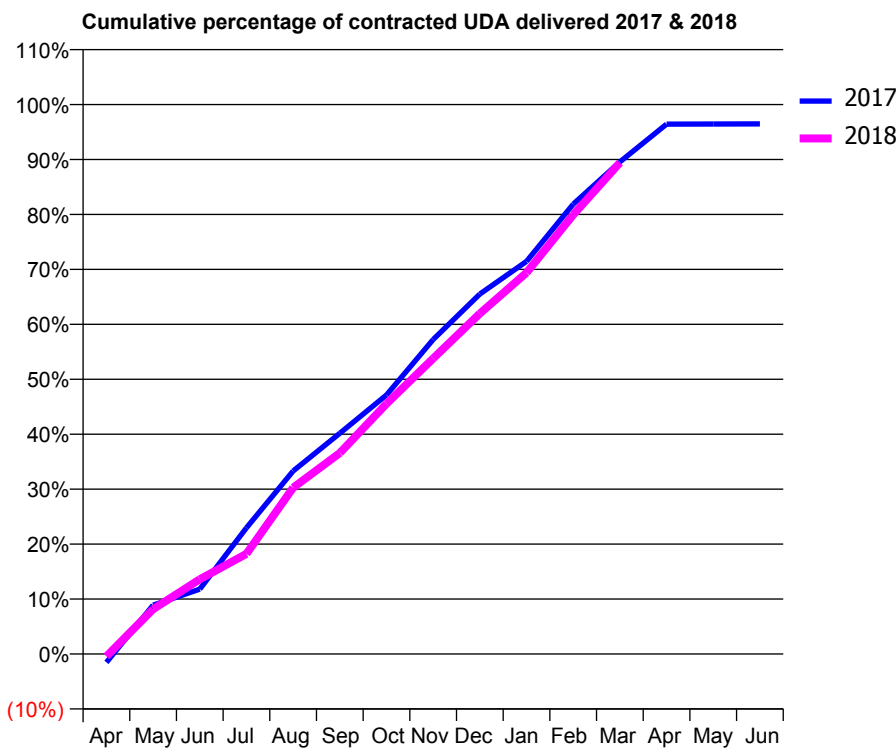
17/18 Contracted general activity (UDA)	13,400
Carry forward general activity (UDA)	473
17/18 Contracted orthodontic activity (UOA)	0
Carry forward orthodontic activity (UOA)	0
Baseline contract value	£347,615.80

ACCESS*

Patients seen in 24 months	Total	Change since previous quarter
Quarter ending March 2017	4,539	
Quarter ending June 2017	4,543	→
Quarter ending September 2017	4,510	→
Quarter ending December 2017	4,438	↓
Quarter ending March 2018	4,472	→
Variance since March 2017	(1.5%)	↓



ACTIVITY



Month	Adjusted Scheduled Activity (UDA)	
	2017	2018
April	-206	-59
May	1,191	1,096
June	1,583	1,822
July	3,078	2,445
August	4,462	4,055
September	5,383	4,902
October	6,315	6,103
November	7,668	7,207
December	8,777	8,305
January	9,576	9,298
February	10,971	10,711
March	12,000	11,981
April	12,920	
May	12,924	
June	12,927	

QUALITY

	Quantity	Base Number	Contract	AT	Region	England
% of FP17s for the same patient ID Re-attending within 3 months - Children	101	1,512	6.7%	10.3%	11.6%	11.9%
% of FP17s for the same patient ID Re-attending within 3 months - Adults	889	5,249	16.9%	14.7%	15.4%	16.0%
% of FP17s for the same patient ID Re-attending between 3 & 9 months - Children	1,071	1,512	70.8%	56.0%	59.4%	58.3%
% of FP17s for the same patient ID Re-attending between 3 & 9 months - Adults	2,305	5,249	43.9%	49.0%	51.3%	50.3%
% of FP17s for Band 1 Urgent Courses	246	6,339	3.9%	8.6%	8.0%	9.1%
% of FP17s Relating to Free Repair or Replacements	78	6,339	1.2%	0.7%	0.8%	0.8%
% of FP17s Relating to Continuations	303	6,339	4.8%	0.9%	1.0%	1.0%
% of Patients satisfied with the dentistry they have received	2	2	N/A	91.2%	91.7%	91.5%
% of Patients satisfied with the time they had to wait for an appointment	2	2	N/A	88.7%	88.3%	87.9%

* This is based on patients treated on this contract for their most recent course of treatment. Figures in italics indicate the base number of FP17s or Patient Questionnaire responses are less than 100. N/A is shown where the base number of responses is less than 10 during the period. % is calculated as Quantity/Base number*100

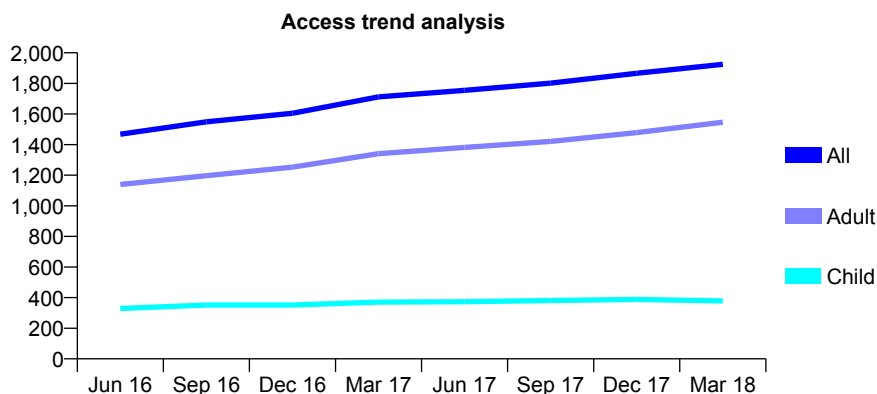
Q57 - Vital Signs At a Glance Contract Report for 253855/0001 - March 2018

Name or company name	Optident Dental Clinic
Contract type name	GDS Contract
Purpose of contract	General
Contract start date	01/04/2006
Contract end date	

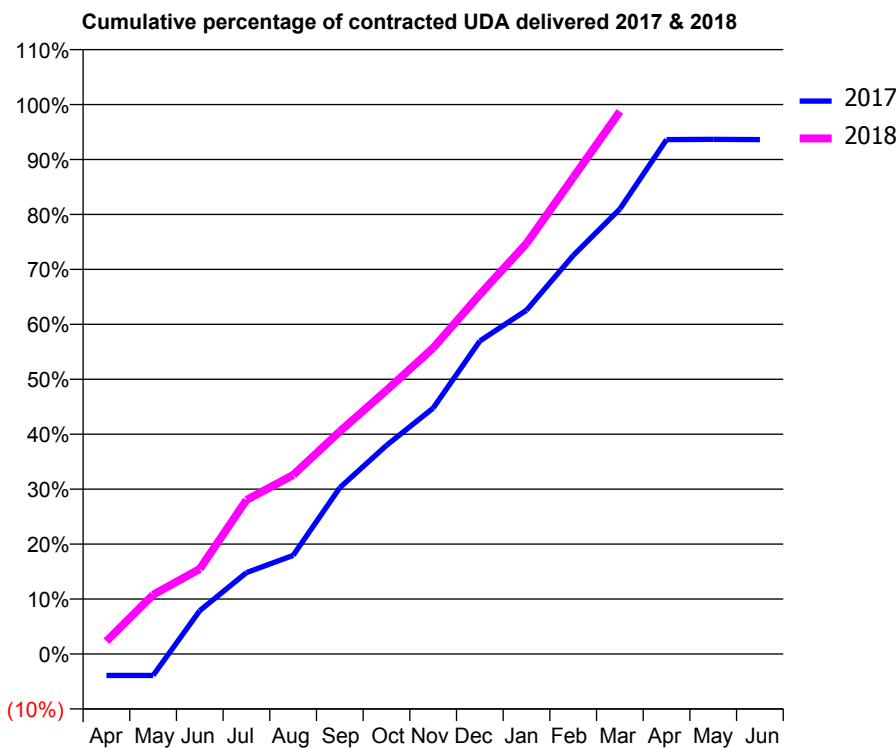
17/18 Contracted general activity (UDA)	7,573
Carry forward general activity (UDA)	0
17/18 Contracted orthodontic activity (UOA)	0
Carry forward orthodontic activity (UOA)	0
Baseline contract value	£216,642.45

ACCESS*

Patients seen in 24 months	Total	Change since previous quarter
Quarter ending March 2017	1,712	
Quarter ending June 2017	1,755	↑
Quarter ending September 2017	1,802	↑
Quarter ending December 2017	1,866	↑
Quarter ending March 2018	1,925	↑
Variance since March 2017	12.4%	↑



ACTIVITY



Month	Adjusted Scheduled Activity (UDA)	
	2017	2018
April	-297	178
May	-297	817
June	599	1,174
July	1,122	2,124
August	1,358	2,468
September	2,293	3,069
October	2,875	3,635
November	3,390	4,219
December	4,315	4,956
January	4,738	5,659
February	5,493	6,568
March	6,133	7,477
April	7,089	
May	7,093	
June	7,089	

QUALITY

	Quantity	Base Number	Contract	AT	Region	England
% of FP17s for the same patient ID Re-attending within 3 months - Children	90	572	15.7%	10.3%	11.6%	11.9%
% of FP17s for the same patient ID Re-attending within 3 months - Adults	459	2,170	21.2%	14.7%	15.4%	16.0%
% of FP17s for the same patient ID Re-attending between 3 & 9 months - Children	267	572	46.7%	56.0%	59.4%	58.3%
% of FP17s for the same patient ID Re-attending between 3 & 9 months - Adults	881	2,170	40.6%	49.0%	51.3%	50.3%
% of FP17s for Band 1 Urgent Courses	517	2,500	20.7%	8.6%	8.0%	9.1%
% of FP17s Relating to Free Repair or Replacements	4	2,500	0.2%	0.7%	0.8%	0.8%
% of FP17s Relating to Continuations	2	2,500	0.1%	0.9%	1.0%	1.0%
% of Patients satisfied with the dentistry they have received	2	2	N/A	91.2%	91.7%	91.5%
% of Patients satisfied with the time they had to wait for an appointment	2	2	N/A	88.7%	88.3%	87.9%

* This is based on patients treated on this contract for their most recent course of treatment. Figures in italics indicate the base number of FP17s or Patient Questionnaire responses are less than 100. N/A is shown where the base number of responses is less than 10 during the period. % is calculated as Quantity/Base number*100

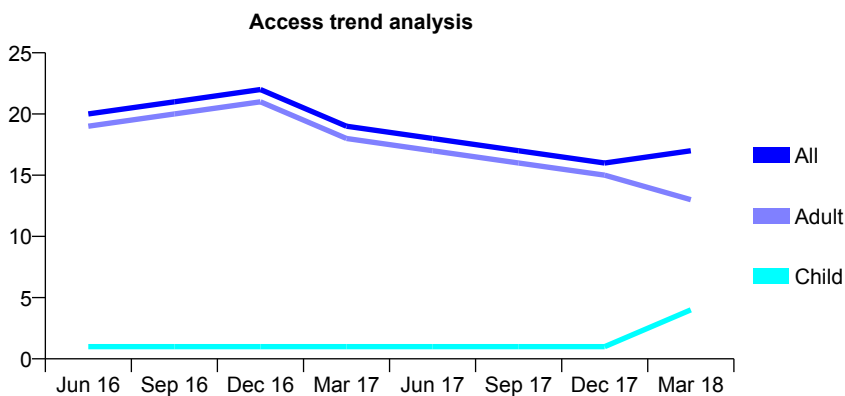
Q57 - Vital Signs At a Glance Contract Report for 253855/0004 - March 2018

Name or company name	Optident Dental Clinic
Contract type name	GDS Contract
Purpose of contract	General
Contract start date	01/04/2015
Contract end date	

17/18 Contracted general activity (UDA)	123
Carry forward general activity (UDA)	0
17/18 Contracted orthodontic activity (UOA)	0
Carry forward orthodontic activity (UOA)	0
Baseline contract value	£3,506.49

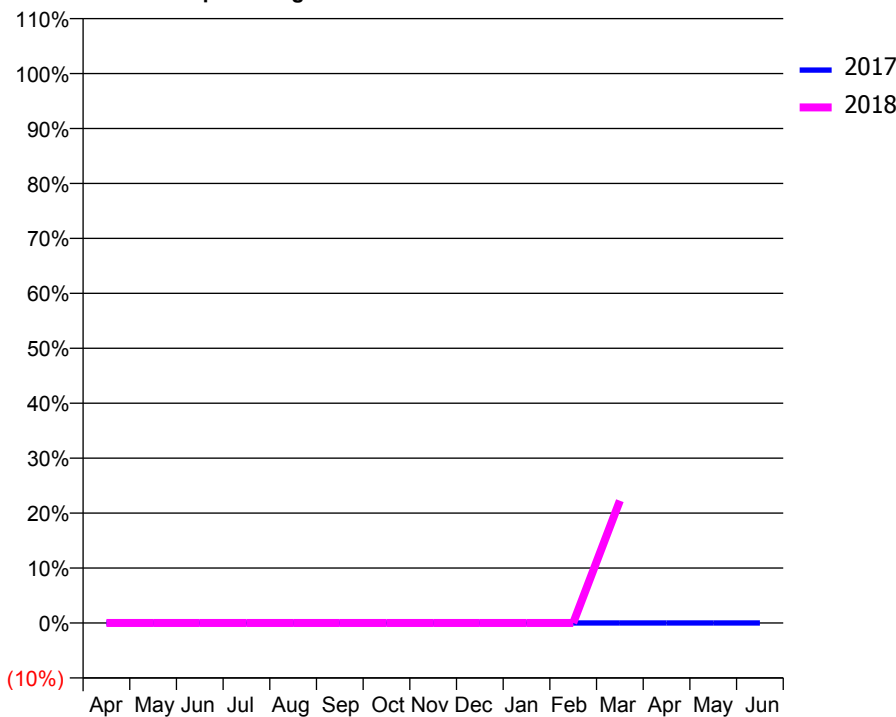
ACCESS*

Patients seen in 24 months	Total	Change since previous quarter
Quarter ending March 2017	19	
Quarter ending June 2017	18	↓
Quarter ending September 2017	17	↓
Quarter ending December 2017	16	↓
Quarter ending March 2018	17	↑
Variance since March 2017	(10.5%)	↓



ACTIVITY

Cumulative percentage of contracted UDA delivered 2017 & 2018



Adjusted Scheduled Activity (UDA)

Month	2017	2018
April	0	0
May	0	0
June	0	0
July	0	0
August	0	0
September	0	0
October	0	0
November	0	0
December	0	0
January	0	0
February	0	0
March	0	27
April	0	
May	0	
June	0	

QUALITY

	Quantity	Base Number	Contract	AT	Region	England
% of FP17s for the same patient ID Re-attending within 3 months - Children	0	5	0.0%	10.3%	11.6%	11.9%
% of FP17s for the same patient ID Re-attending within 3 months - Adults	0	15	0.0%	14.7%	15.4%	16.0%
% of FP17s for the same patient ID Re-attending between 3 & 9 months - Children	0	5	0.0%	56.0%	59.4%	58.3%
% of FP17s for the same patient ID Re-attending between 3 & 9 months - Adults	0	15	0.0%	49.0%	51.3%	50.3%
% of FP17s for Band 1 Urgent Courses	17	20	85.0%	8.6%	8.0%	9.1%
% of FP17s Relating to Free Repair or Replacements	0	20	0.0%	0.7%	0.8%	0.8%
% of FP17s Relating to Continuations	0	20	0.0%	0.9%	1.0%	1.0%
% of Patients satisfied with the dentistry they have received	0	0	N/A	91.2%	91.7%	91.5%
% of Patients satisfied with the time they had to wait for an appointment	0	0	N/A	88.7%	88.3%	87.9%

* This is based on patients treated on this contract for their most recent course of treatment. Figures in italics indicate the base number of FP17s or Patient Questionnaire responses are less than 100. N/A is shown where the base number of responses is less than 10 during the period. % is calculated as Quantity/Base number*100

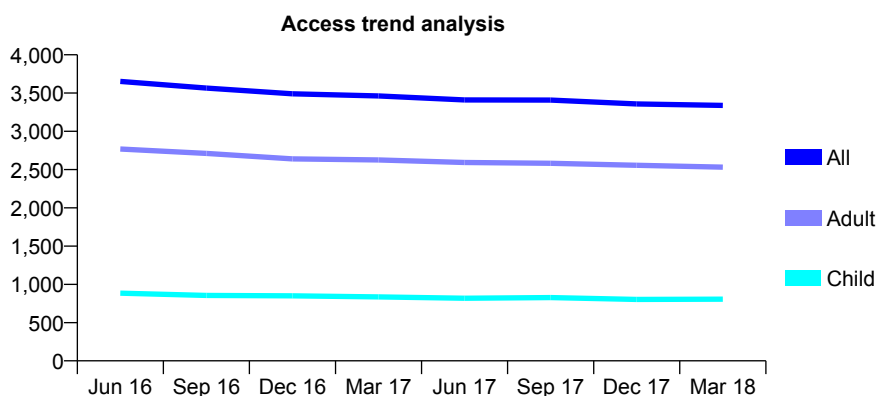
Q57 - Vital Signs At a Glance Contract Report for 257613/0003 - March 2018

Name or company name	MR S NOZOHOOR
Contract type name	GDS Contract
Purpose of contract	General
Contract start date	01/04/2006
Contract end date	

17/18 Contracted general activity (UDA)	12,949
Carry forward general activity (UDA)	0
17/18 Contracted orthodontic activity (UOA)	0
Carry forward orthodontic activity (UOA)	0
Baseline contract value	£322,843.28

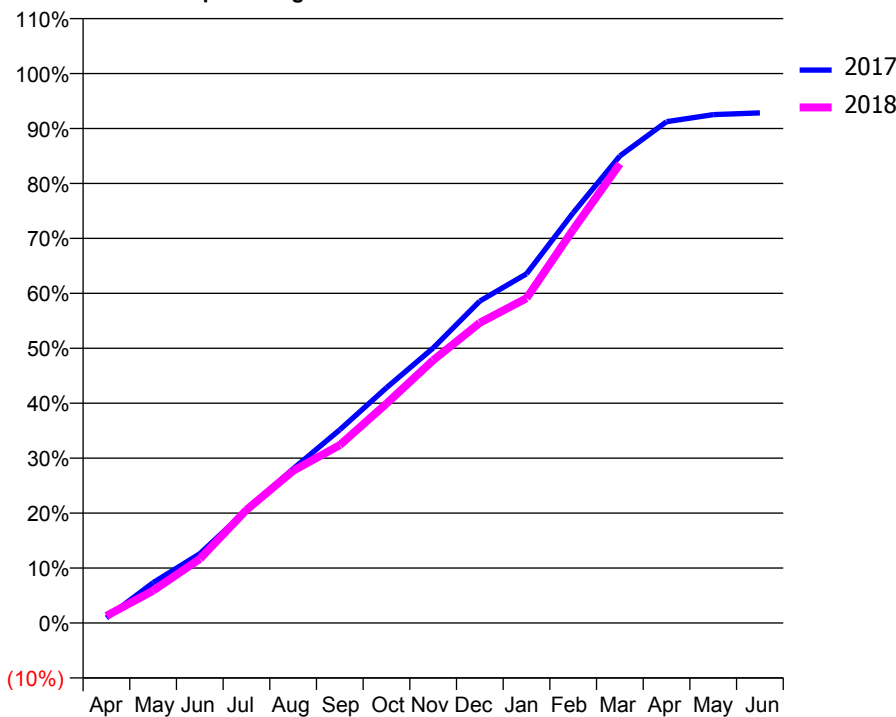
ACCESS*

Patients seen in 24 months	Total	Change since previous quarter
Quarter ending March 2017	3,462	
Quarter ending June 2017	3,410	↓
Quarter ending September 2017	3,409	→
Quarter ending December 2017	3,358	↓
Quarter ending March 2018	3,338	→
Variance since March 2017	(3.6%)	↓



ACTIVITY

Cumulative percentage of contracted UDA delivered 2017 & 2018



Month	Adjusted Scheduled Activity (UDA)	
	2017	2018
April	120	170
May	951	761
June	1,632	1,509
July	2,657	2,666
August	3,633	3,585
September	4,553	4,193
October	5,544	5,169
November	6,480	6,193
December	7,587	7,074
January	8,230	7,652
February	9,666	9,271
March	11,006	10,820
April	11,813	
May	11,979	
June	12,021	

QUALITY

	Quantity	Base Number	Contract	AT	Region	England
% of FP17s for the same patient ID Re-attending within 3 months - Children	61	986	6.2%	10.3%	11.6%	11.9%
% of FP17s for the same patient ID Re-attending within 3 months - Adults	568	3,683	15.4%	14.7%	15.4%	16.0%
% of FP17s for the same patient ID Re-attending between 3 & 9 months - Children	383	986	38.8%	56.0%	59.4%	58.3%
% of FP17s for the same patient ID Re-attending between 3 & 9 months - Adults	1,827	3,683	49.6%	49.0%	51.3%	50.3%
% of FP17s for Band 1 Urgent Courses	287	4,426	6.5%	8.6%	8.0%	9.1%
% of FP17s Relating to Free Repair or Replacements	78	4,426	1.8%	0.7%	0.8%	0.8%
% of FP17s Relating to Continuations	48	4,426	1.1%	0.9%	1.0%	1.0%
% of Patients satisfied with the dentistry they have received	6	7	N/A	91.2%	91.7%	91.5%
% of Patients satisfied with the time they had to wait for an appointment	6	7	N/A	88.7%	88.3%	87.9%

* This is based on patients treated on this contract for their most recent course of treatment. Figures in italics indicate the base number of FP17s or Patient Questionnaire responses are less than 100. N/A is shown where the base number of responses is less than 10 during the period. % is calculated as Quantity/Base number*100

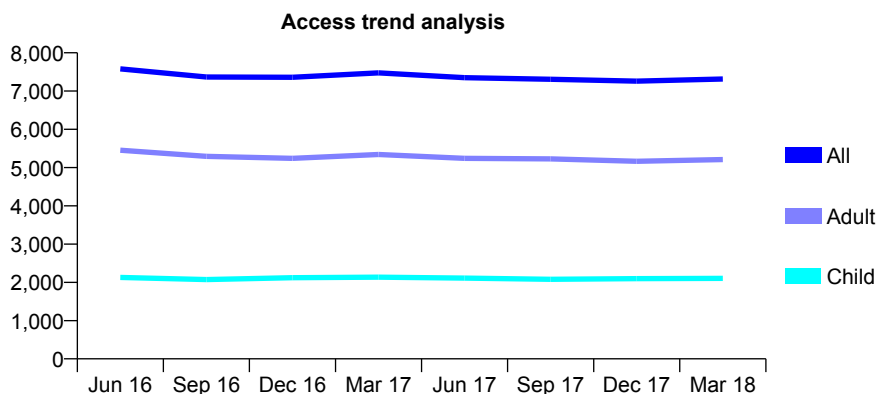
Q57 - Vital Signs At a Glance Contract Report for 258261/0001 - March 2018

Name or company name	MR D REZAIIE DASTJERDI
Contract type name	GDS Contract
Purpose of contract	General
Contract start date	01/04/2006
Contract end date	

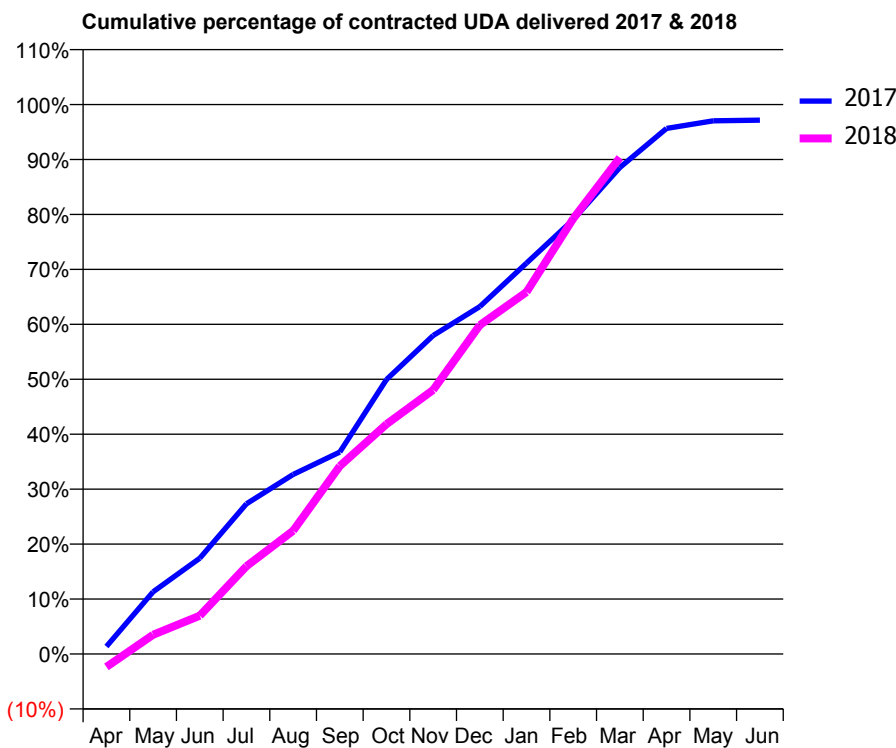
17/18 Contracted general activity (UDA)	21,897
Carry forward general activity (UDA)	621
17/18 Contracted orthodontic activity (UOA)	0
Carry forward orthodontic activity (UOA)	0
Baseline contract value	£600,121.07

ACCESS*

Patients seen in 24 months	Total	Change since previous quarter
Quarter ending March 2017	7,477	
Quarter ending June 2017	7,349	↓
Quarter ending September 2017	7,309	→
Quarter ending December 2017	7,260	→
Quarter ending March 2018	7,314	→
Variance since March 2017	(2.2%)	↓



ACTIVITY



Month	Adjusted Scheduled Activity (UDA)	
	2017	2018
April	302	-519
May	2,478	765
June	3,817	1,530
July	5,988	3,501
August	7,155	4,913
September	8,048	7,491
October	10,937	9,156
November	12,692	10,523
December	13,845	13,107
January	15,577	14,425
February	17,308	17,349
March	19,388	19,782
April	20,944	
May	21,247	
June	21,276	

QUALITY

	Quantity	Base Number	Contract	AT	Region	England
% of FP17s for the same patient ID Re-attending within 3 months - Children	150	2,680	5.6%	10.3%	11.6%	11.9%
% of FP17s for the same patient ID Re-attending within 3 months - Adults	1,016	6,697	15.2%	14.7%	15.4%	16.0%
% of FP17s for the same patient ID Re-attending between 3 & 9 months - Children	1,286	2,680	48.0%	56.0%	59.4%	58.3%
% of FP17s for the same patient ID Re-attending between 3 & 9 months - Adults	3,184	6,697	47.5%	49.0%	51.3%	50.3%
% of FP17s for Band 1 Urgent Courses	629	8,690	7.2%	8.6%	8.0%	9.1%
% of FP17s Relating to Free Repair or Replacements	28	8,690	0.3%	0.7%	0.8%	0.8%
% of FP17s Relating to Continuations	57	8,690	0.7%	0.9%	1.0%	1.0%
% of Patients satisfied with the dentistry they have received	6	7	N/A	91.2%	91.7%	91.5%
% of Patients satisfied with the time they had to wait for an appointment	6	7	N/A	88.7%	88.3%	87.9%

* This is based on patients treated on this contract for their most recent course of treatment. Figures in italics indicate the base number of FP17s or Patient Questionnaire responses are less than 100. N/A is shown where the base number of responses is less than 10 during the period. % is calculated as Quantity/Base number*100

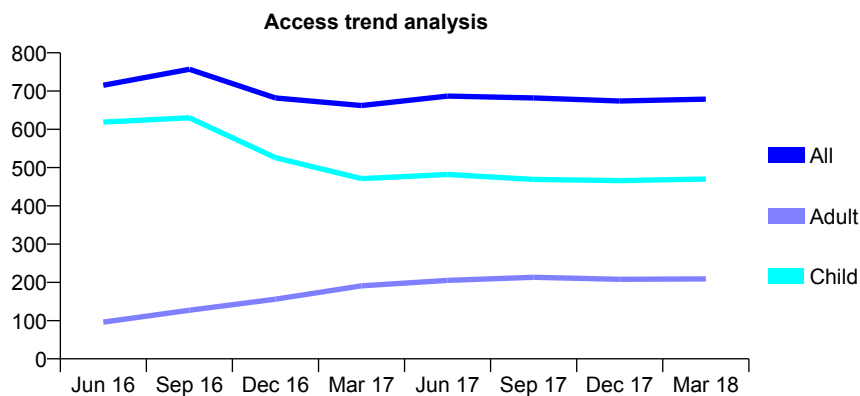
Q57 - Vital Signs At a Glance Contract Report for 261076/0001 - March 2018

Name or company name	MR SA PITT
Contract type name	GDS Contract
Purpose of contract	General
Contract start date	26/07/2006
Contract end date	

17/18 Contracted general activity (UDA)	1,173
Carry forward general activity (UDA)	0
17/18 Contracted orthodontic activity (UOA)	0
Carry forward orthodontic activity (UOA)	0
Baseline contract value	£26,337.73

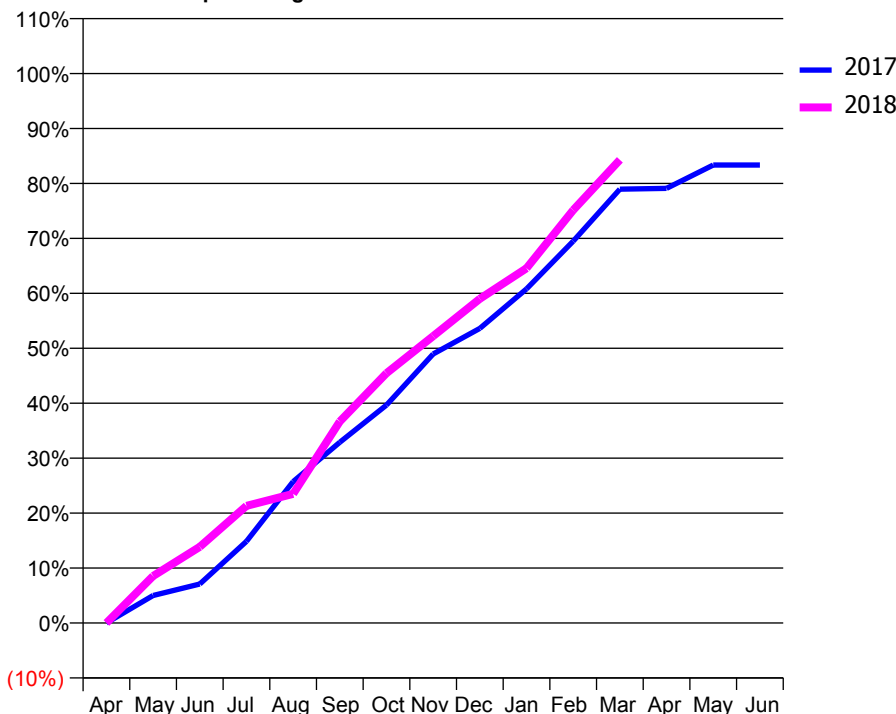
ACCESS*

Patients seen in 24 months	Total	Change since previous quarter
Quarter ending March 2017	662	
Quarter ending June 2017	687	↑
Quarter ending September 2017	682	→
Quarter ending December 2017	674	↓
Quarter ending March 2018	679	→
Variance since March 2017	2.6%	↑



ACTIVITY

Cumulative percentage of contracted UDA delivered 2017 & 2018



Month	Adjusted Scheduled Activity (UDA)	
	2017	2018
April	0	0
May	74	100
June	104	163
July	218	250
August	377	276
September	482	430
October	582	533
November	718	612
December	786	692
January	891	757
February	1,019	881
March	1,158	989
April	1,160	
May	1,222	
June	1,222	

QUALITY

	Quantity	Base Number	Contract	AT	Region	England
% of FP17s for the same patient ID Re-attending within 3 months - Children	42	585	7.2%	10.3%	11.6%	11.9%
% of FP17s for the same patient ID Re-attending within 3 months - Adults	19	160	11.9%	14.7%	15.4%	16.0%
% of FP17s for the same patient ID Re-attending between 3 & 9 months - Children	278	585	47.5%	56.0%	59.4%	58.3%
% of FP17s for the same patient ID Re-attending between 3 & 9 months - Adults	62	160	38.8%	49.0%	51.3%	50.3%
% of FP17s for Band 1 Urgent Courses	24	699	3.4%	8.6%	8.0%	9.1%
% of FP17s Relating to Free Repair or Replacements	0	699	0.0%	0.7%	0.8%	0.8%
% of FP17s Relating to Continuations	17	699	2.4%	0.9%	1.0%	1.0%
% of Patients satisfied with the dentistry they have received	2	2	N/A	91.2%	91.7%	91.5%
% of Patients satisfied with the time they had to wait for an appointment	1	2	N/A	88.7%	88.3%	87.9%

* This is based on patients treated on this contract for their most recent course of treatment. Figures in italics indicate the base number of FP17s or Patient Questionnaire responses are less than 100. N/A is shown where the base number of responses is less than 10 during the period. % is calculated as Quantity/Base number*100

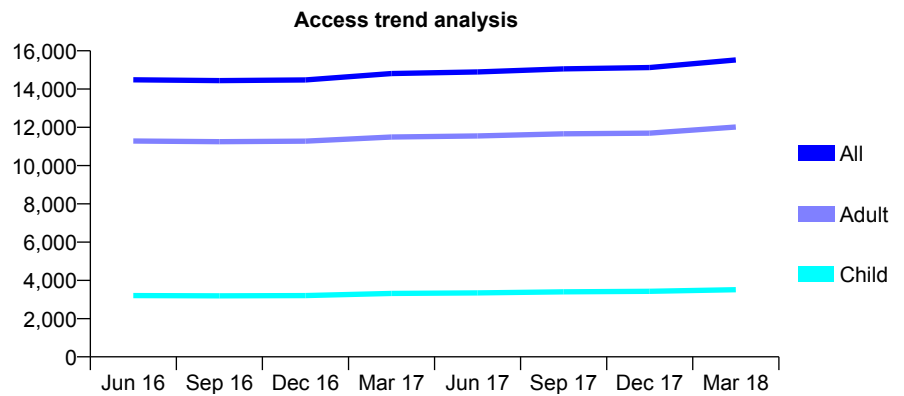
Q57 - Vital Signs At a Glance Contract Report for 268089/0004 - March 2018

Name or company name	Homewood Dental Surgery
Contract type name	GDS Contract
Purpose of contract	General
Contract start date	07/01/2007
Contract end date	

17/18 Contracted general activity (UDA)	28,411
Carry forward general activity (UDA)	778
17/18 Contracted orthodontic activity (UOA)	0
Carry forward orthodontic activity (UOA)	0
Baseline contract value	£701,547.17

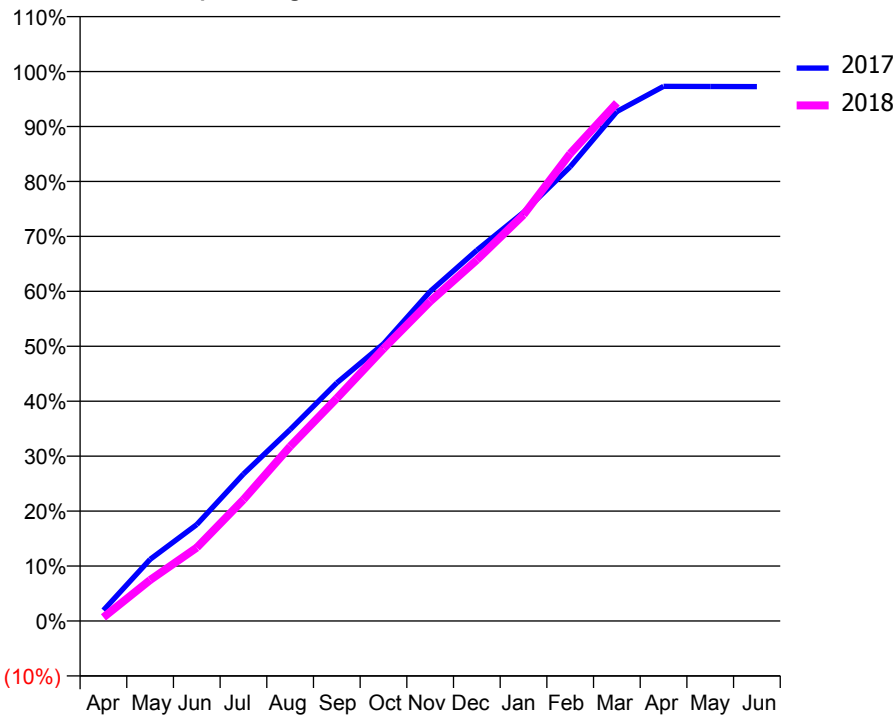
ACCESS*

Patients seen in 24 months	Total	Change since previous quarter
Quarter ending March 2017	14,813	
Quarter ending June 2017	14,892	→
Quarter ending September 2017	15,057	→
Quarter ending December 2017	15,123	→
Quarter ending March 2018	15,524	↑
Variance since March 2017	4.8%	↑



ACTIVITY

Cumulative percentage of contracted UDA delivered 2017 & 2018



Month	Adjusted Scheduled Activity (UDA)	
	2017	2018
April	558	190
May	3,191	2,117
June	4,987	3,796
July	7,604	6,274
August	9,897	9,029
September	12,311	11,514
October	14,333	14,081
November	17,038	16,524
December	19,167	18,666
January	21,130	21,001
February	23,487	24,165
March	26,338	26,787
April	27,643	
May	27,638	
June	27,633	

QUALITY

	Quantity	Base Number	Contract	AT	Region	England
% of FP17s for the same patient ID Re-attending within 3 months - Children	294	4,666	6.3%	10.3%	11.6%	11.9%
% of FP17s for the same patient ID Re-attending within 3 months - Adults	2,011	14,262	14.1%	14.7%	15.4%	16.0%
% of FP17s for the same patient ID Re-attending between 3 & 9 months - Children	2,467	4,666	52.9%	56.0%	59.4%	58.3%
% of FP17s for the same patient ID Re-attending between 3 & 9 months - Adults	4,753	14,262	33.3%	49.0%	51.3%	50.3%
% of FP17s for Band 1 Urgent Courses	1,652	15,688	10.5%	8.6%	8.0%	9.1%
% of FP17s Relating to Free Repair or Replacements	57	15,688	0.4%	0.7%	0.8%	0.8%
% of FP17s Relating to Continuations	34	15,688	0.2%	0.9%	1.0%	1.0%
% of Patients satisfied with the dentistry they have received	18	18	100.0%	91.2%	91.7%	91.5%
% of Patients satisfied with the time they had to wait for an appointment	16	18	88.9%	88.7%	88.3%	87.9%

* This is based on patients treated on this contract for their most recent course of treatment. Figures in italics indicate the base number of FP17s or Patient Questionnaire responses are less than 100. N/A is shown where the base number of responses is less than 10 during the period. % is calculated as Quantity/Base number*100

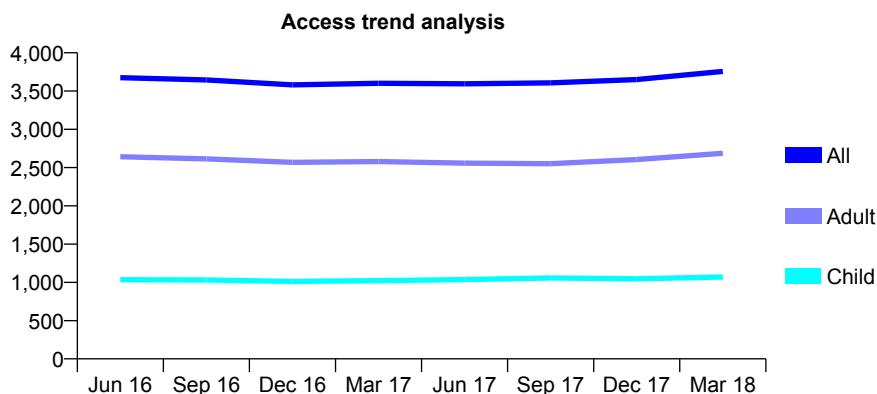
Q57 - Vital Signs At a Glance Contract Report for 270180/0003 - March 2018

Name or company name	MR SS SIHRA
Contract type name	GDS Contract
Purpose of contract	General
Contract start date	01/01/2014
Contract end date	

17/18 Contracted general activity (UDA)	11,730
Carry forward general activity (UDA)	155
17/18 Contracted orthodontic activity (UOA)	0
Carry forward orthodontic activity (UOA)	0
Baseline contract value	£327,489.71

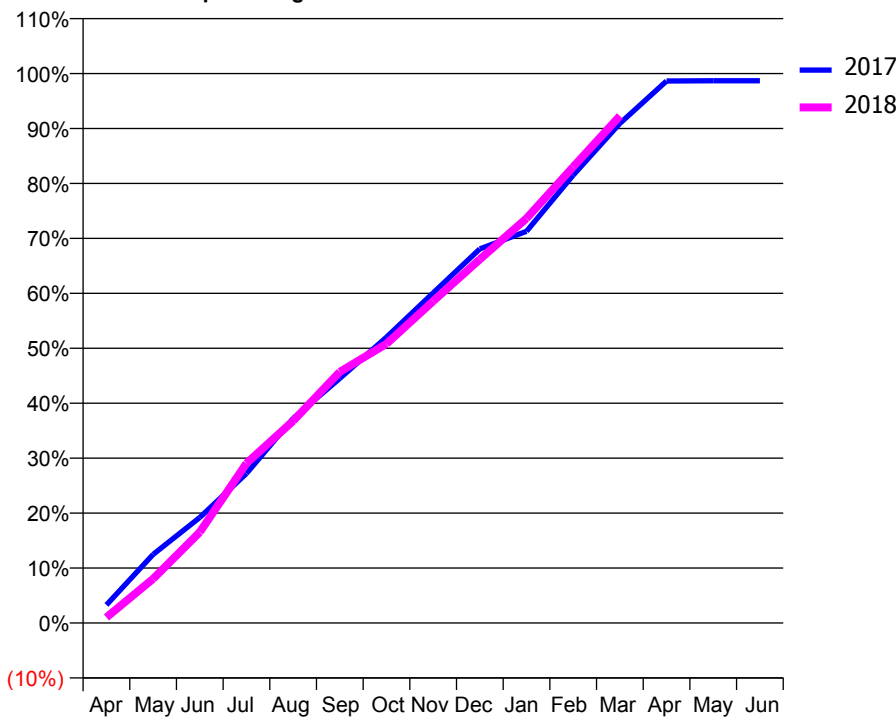
ACCESS*

Patients seen in 24 months	Total	Change since previous quarter
Quarter ending March 2017	3,602	
Quarter ending June 2017	3,595	→
Quarter ending September 2017	3,607	→
Quarter ending December 2017	3,651	→
Quarter ending March 2018	3,756	↑
Variance since March 2017	4.3%	↑



ACTIVITY

Cumulative percentage of contracted UDA delivered 2017 & 2018



Month	Adjusted Scheduled Activity (UDA)	
	2017	2018
April	384	121
May	1,463	943
June	2,254	1,939
July	3,191	3,409
August	4,369	4,314
September	5,221	5,362
October	6,100	5,959
November	7,045	6,869
December	7,985	7,764
January	8,360	8,638
February	9,559	9,738
March	10,665	10,825
April	11,570	
May	11,575	
June	11,575	

QUALITY

	Quantity	Base Number	Contract	AT	Region	England
% of FP17s for the same patient ID Re-attending within 3 months - Children	114	1,394	8.2%	10.3%	11.6%	11.9%
% of FP17s for the same patient ID Re-attending within 3 months - Adults	506	3,056	16.6%	14.7%	15.4%	16.0%
% of FP17s for the same patient ID Re-attending between 3 & 9 months - Children	620	1,394	44.5%	56.0%	59.4%	58.3%
% of FP17s for the same patient ID Re-attending between 3 & 9 months - Adults	1,123	3,056	36.7%	49.0%	51.3%	50.3%
% of FP17s for Band 1 Urgent Courses	471	4,147	11.4%	8.6%	8.0%	9.1%
% of FP17s Relating to Free Repair or Replacements	19	4,147	0.5%	0.7%	0.8%	0.8%
% of FP17s Relating to Continuations	120	4,147	2.9%	0.9%	1.0%	1.0%
% of Patients satisfied with the dentistry they have received	8	8	N/A	91.2%	91.7%	91.5%
% of Patients satisfied with the time they had to wait for an appointment	4	8	N/A	88.7%	88.3%	87.9%

* This is based on patients treated on this contract for their most recent course of treatment. Figures in italics indicate the base number of FP17s or Patient Questionnaire responses are less than 100. N/A is shown where the base number of responses is less than 10 during the period. % is calculated as Quantity/Base number*100

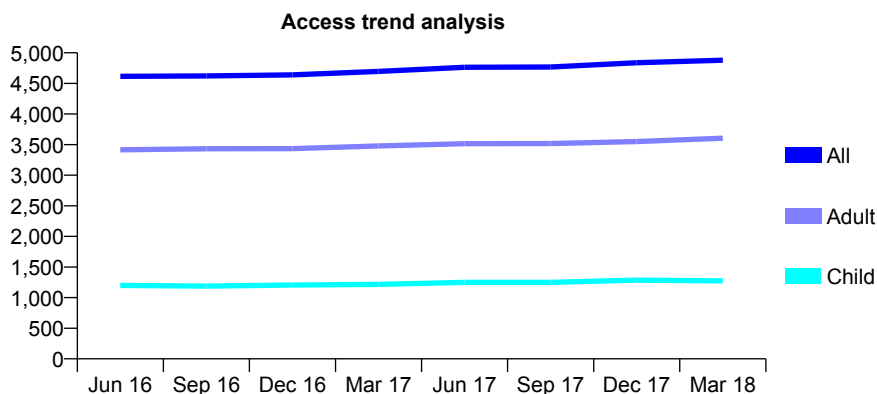
Q57 - Vital Signs At a Glance Contract Report for 270938/0001 - March 2018

Name or company name	MR A ZACHARATOS
Contract type name	GDS Contract
Purpose of contract	General
Contract start date	01/04/2006
Contract end date	

17/18 Contracted general activity (UDA)	12,002
Carry forward general activity (UDA)	-48
17/18 Contracted orthodontic activity (UOA)	0
Carry forward orthodontic activity (UOA)	0
Baseline contract value	£369,376.01

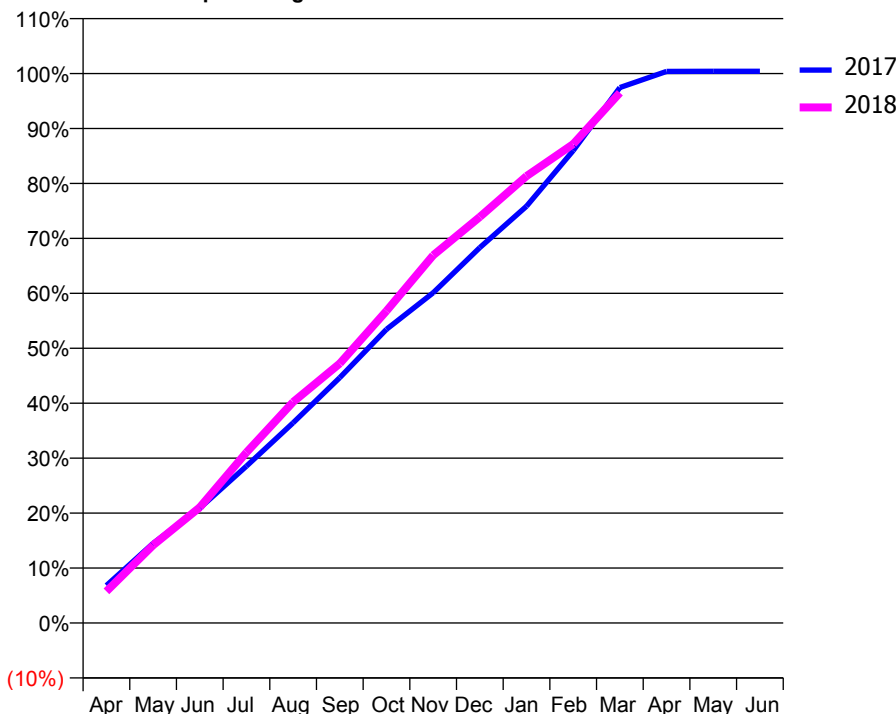
ACCESS*

Patients seen in 24 months	Total	Change since previous quarter
Quarter ending March 2017	4,696	
Quarter ending June 2017	4,764	→
Quarter ending September 2017	4,767	→
Quarter ending December 2017	4,837	→
Quarter ending March 2018	4,878	→
Variance since March 2017	3.9%	↑



ACTIVITY

Cumulative percentage of contracted UDA delivered 2017 & 2018



Month	Adjusted Scheduled Activity (UDA)	
	2017	2018
April	821	692
May	1,739	1,699
June	2,510	2,527
July	3,427	3,726
August	4,373	4,826
September	5,362	5,669
October	6,416	6,816
November	7,214	8,031
December	8,200	8,871
January	9,103	9,761
February	10,318	10,461
March	11,696	11,583
April	12,048	
May	12,050	
June	12,050	

QUALITY

	Quantity	Base Number	Contract	AT	Region	England
% of FP17s for the same patient ID Re-attending within 3 months - Children	87	1,657	5.3%	10.3%	11.6%	11.9%
% of FP17s for the same patient ID Re-attending within 3 months - Adults	634	4,629	13.7%	14.7%	15.4%	16.0%
% of FP17s for the same patient ID Re-attending between 3 & 9 months - Children	759	1,657	45.8%	56.0%	59.4%	58.3%
% of FP17s for the same patient ID Re-attending between 3 & 9 months - Adults	1,968	4,629	42.5%	49.0%	51.3%	50.3%
% of FP17s for Band 1 Urgent Courses	412	6,123	6.7%	8.6%	8.0%	9.1%
% of FP17s Relating to Free Repair or Replacements	25	6,123	0.4%	0.7%	0.8%	0.8%
% of FP17s Relating to Continuations	118	6,123	1.9%	0.9%	1.0%	1.0%
% of Patients satisfied with the dentistry they have received	8	8	N/A	91.2%	91.7%	91.5%
% of Patients satisfied with the time they had to wait for an appointment	8	8	N/A	88.7%	88.3%	87.9%

* This is based on patients treated on this contract for their most recent course of treatment. Figures in italics indicate the base number of FP17s or Patient Questionnaire responses are less than 100. N/A is shown where the base number of responses is less than 10 during the period. % is calculated as Quantity/Base number*100

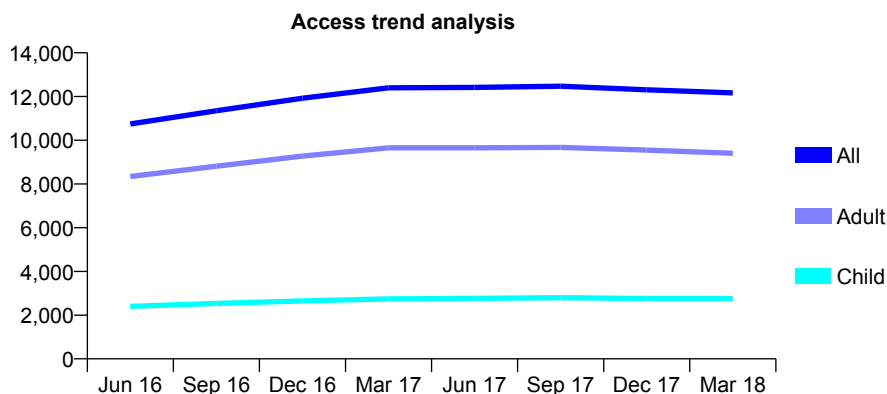
Q57 - Vital Signs At a Glance Contract Report for 271187/0003 - March 2018

Name or company name	Harlow Dental Surgery
Contract type name	GDS Contract
Purpose of contract	General
Contract start date	01/04/2015
Contract end date	

17/18 Contracted general activity (UDA)	36,237
Carry forward general activity (UDA)	393
17/18 Contracted orthodontic activity (UOA)	0
Carry forward orthodontic activity (UOA)	0
Baseline contract value	£814,141.88

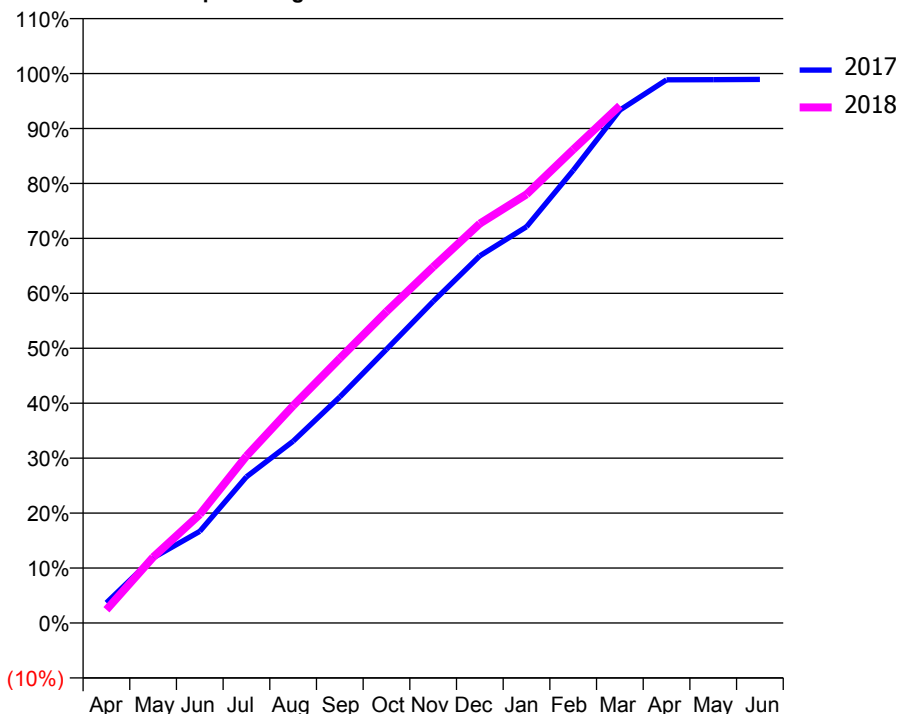
ACCESS*

Patients seen in 24 months	Total	Change since previous quarter
Quarter ending March 2017	12,399	
Quarter ending June 2017	12,419	→
Quarter ending September 2017	12,473	→
Quarter ending December 2017	12,309	↓
Quarter ending March 2018	12,164	↓
Variance since March 2017	(1.9%)	↓



ACTIVITY

Cumulative percentage of contracted UDA delivered 2017 & 2018



Month	Adjusted Scheduled Activity (UDA)	
	2017	2018
April	1,333	873
May	4,295	4,340
June	6,048	7,166
July	9,644	11,012
August	11,987	14,332
September	14,912	17,452
October	18,053	20,541
November	21,202	23,486
December	24,211	26,345
January	26,131	28,271
February	29,846	31,223
March	33,827	34,116
April	35,821	
May	35,825	
June	35,844	

QUALITY

	Quantity	Base Number	Contract	AT	Region	England
% of FP17s for the same patient ID Re-attending within 3 months - Children	425	3,910	10.9%	10.3%	11.6%	11.9%
% of FP17s for the same patient ID Re-attending within 3 months - Adults	2,169	12,830	16.9%	14.7%	15.4%	16.0%
% of FP17s for the same patient ID Re-attending between 3 & 9 months - Children	2,189	3,910	56.0%	56.0%	59.4%	58.3%
% of FP17s for the same patient ID Re-attending between 3 & 9 months - Adults	6,814	12,830	53.1%	49.0%	51.3%	50.3%
% of FP17s for Band 1 Urgent Courses	1,525	15,245	10.0%	8.6%	8.0%	9.1%
% of FP17s Relating to Free Repair or Replacements	190	15,245	1.2%	0.7%	0.8%	0.8%
% of FP17s Relating to Continuations	106	15,245	0.7%	0.9%	1.0%	1.0%
% of Patients satisfied with the dentistry they have received	14	15	93.3%	91.2%	91.7%	91.5%
% of Patients satisfied with the time they had to wait for an appointment	14	15	93.3%	88.7%	88.3%	87.9%

* This is based on patients treated on this contract for their most recent course of treatment. Figures in italics indicate the base number of FP17s or Patient Questionnaire responses are less than 100. N/A is shown where the base number of responses is less than 10 during the period. % is calculated as Quantity/Base number*100

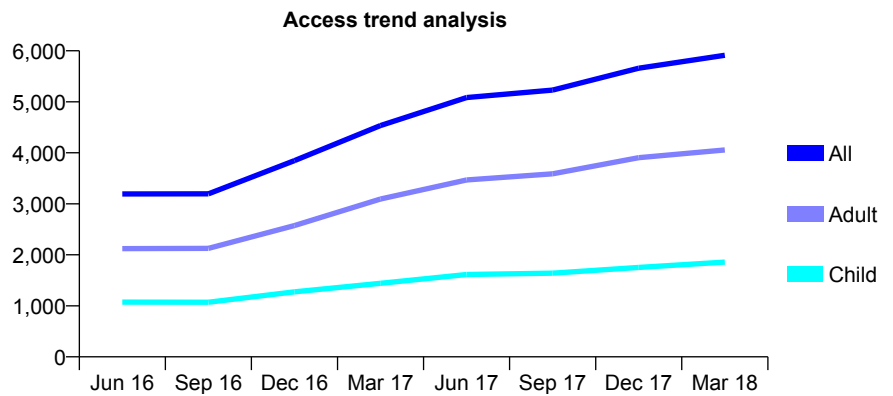
Q57 - Vital Signs At a Glance Contract Report for 273090/0001 - March 2018

Name or company name	MR I ABDUL-GHANI
Contract type name	GDS Contract
Purpose of contract	General
Contract start date	01/12/2006
Contract end date	

17/18 Contracted general activity (UDA)	14,500
Carry forward general activity (UDA)	-219
17/18 Contracted orthodontic activity (UOA)	0
Carry forward orthodontic activity (UOA)	0
Baseline contract value	£353,836.47

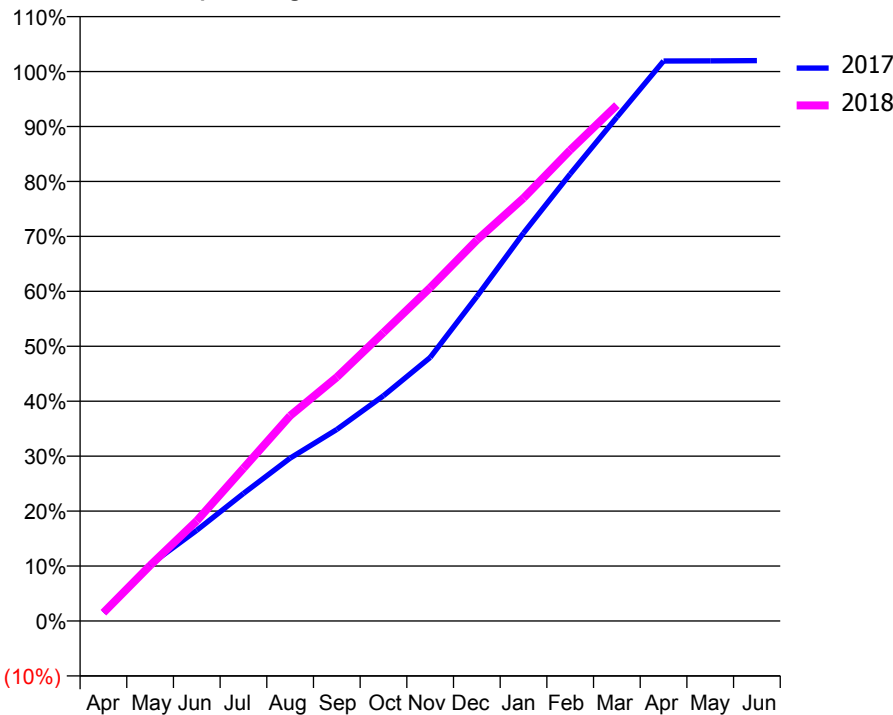
ACCESS*

Patients seen in 24 months	Total	Change since previous quarter
Quarter ending March 2017	4,535	
Quarter ending June 2017	5,083	↑
Quarter ending September 2017	5,229	↑
Quarter ending December 2017	5,659	↑
Quarter ending March 2018	5,912	↑
Variance since March 2017	30.4%	↑



ACTIVITY

Cumulative percentage of contracted UDA delivered 2017 & 2018



Month	Adjusted Scheduled Activity (UDA)	
	2017	2018
April	169	219
May	1,127	1,465
June	1,816	2,645
July	2,552	4,032
August	3,261	5,418
September	3,833	6,435
October	4,509	7,614
November	5,276	8,796
December	6,497	10,052
January	7,767	11,159
February	8,948	12,426
March	10,086	13,611
April	11,211	
May	11,213	
June	11,219	

QUALITY

	Quantity	Base Number	Contract	AT	Region	England
% of FP17s for the same patient ID Re-attending within 3 months - Children	195	2,791	7.0%	10.3%	11.6%	11.9%
% of FP17s for the same patient ID Re-attending within 3 months - Adults	623	5,793	10.8%	14.7%	15.4%	16.0%
% of FP17s for the same patient ID Re-attending between 3 & 9 months - Children	1,545	2,791	55.4%	56.0%	59.4%	58.3%
% of FP17s for the same patient ID Re-attending between 3 & 9 months - Adults	2,969	5,793	51.3%	49.0%	51.3%	50.3%
% of FP17s for Band 1 Urgent Courses	287	7,970	3.6%	8.6%	8.0%	9.1%
% of FP17s Relating to Free Repair or Replacements	16	7,970	0.2%	0.7%	0.8%	0.8%
% of FP17s Relating to Continuations	26	7,970	0.3%	0.9%	1.0%	1.0%
% of Patients satisfied with the dentistry they have received	4	4	N/A	91.2%	91.7%	91.5%
% of Patients satisfied with the time they had to wait for an appointment	3	4	N/A	88.7%	88.3%	87.9%

* This is based on patients treated on this contract for their most recent course of treatment. Figures in italics indicate the base number of FP17s or Patient Questionnaire responses are less than 100. N/A is shown where the base number of responses is less than 10 during the period. % is calculated as Quantity/Base number*100

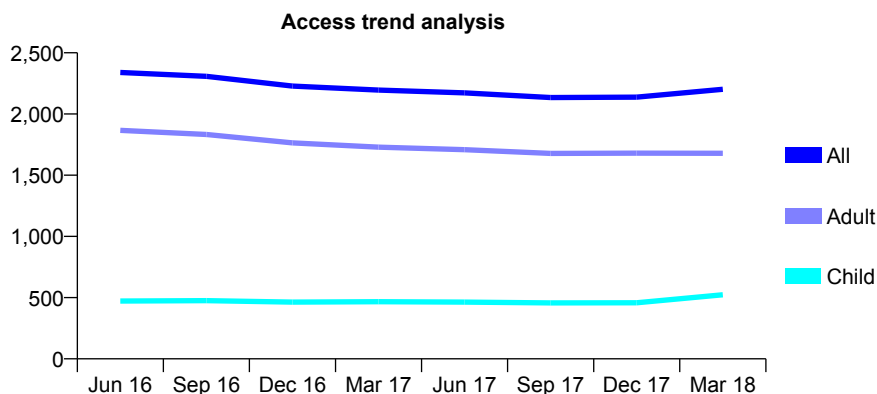
Q57 - Vital Signs At a Glance Contract Report for 274968/0001 - March 2018

Name or company name	MISS S SALIMI CHOKAMI
Contract type name	GDS Contract
Purpose of contract	General
Contract start date	26/12/2010
Contract end date	

17/18 Contracted general activity (UDA)	8,488
Carry forward general activity (UDA)	0
17/18 Contracted orthodontic activity (UOA)	0
Carry forward orthodontic activity (UOA)	0
Baseline contract value	£179,472.55

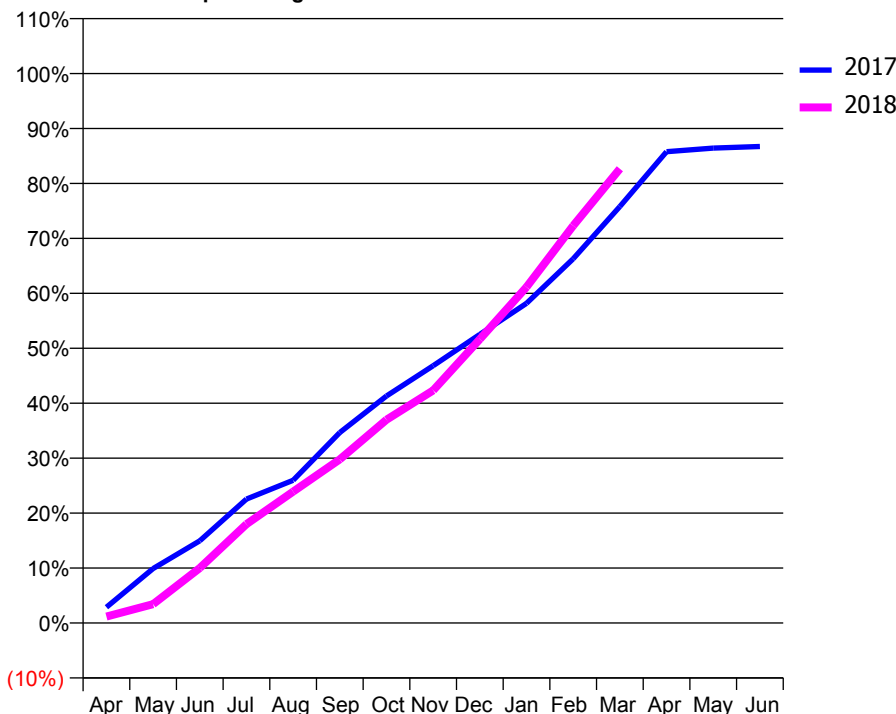
ACCESS*

Patients seen in 24 months	Total	Change since previous quarter
Quarter ending March 2017	2,196	
Quarter ending June 2017	2,173	↓
Quarter ending September 2017	2,135	↓
Quarter ending December 2017	2,138	→
Quarter ending March 2018	2,202	↑
Variance since March 2017	0.3%	→



ACTIVITY

Cumulative percentage of contracted UDA delivered 2017 & 2018



Month	Adjusted Scheduled Activity (UDA)	
	2017	2018
April	243	100
May	841	291
June	1,269	849
July	1,915	1,527
August	2,206	2,031
September	2,942	2,529
October	3,508	3,141
November	3,975	3,593
December	4,458	4,385
January	4,939	5,191
February	5,626	6,137
March	6,435	7,017
April	7,280	
May	7,335	
June	7,360	

QUALITY

	Quantity	Base Number	Contract	AT	Region	England
% of FP17s for the same patient ID Re-attending within 3 months - Children	35	741	4.7%	10.3%	11.6%	11.9%
% of FP17s for the same patient ID Re-attending within 3 months - Adults	305	2,121	14.4%	14.7%	15.4%	16.0%
% of FP17s for the same patient ID Re-attending between 3 & 9 months - Children	380	741	51.3%	56.0%	59.4%	58.3%
% of FP17s for the same patient ID Re-attending between 3 & 9 months - Adults	848	2,121	40.0%	49.0%	51.3%	50.3%
% of FP17s for Band 1 Urgent Courses	172	2,640	6.5%	8.6%	8.0%	9.1%
% of FP17s Relating to Free Repair or Replacements	67	2,640	2.5%	0.7%	0.8%	0.8%
% of FP17s Relating to Continuations	27	2,640	1.0%	0.9%	1.0%	1.0%
% of Patients satisfied with the dentistry they have received	2	2	N/A	91.2%	91.7%	91.5%
% of Patients satisfied with the time they had to wait for an appointment	2	2	N/A	88.7%	88.3%	87.9%

* This is based on patients treated on this contract for their most recent course of treatment. Figures in italics indicate the base number of FP17s or Patient Questionnaire responses are less than 100. N/A is shown where the base number of responses is less than 10 during the period. % is calculated as Quantity/Base number*100

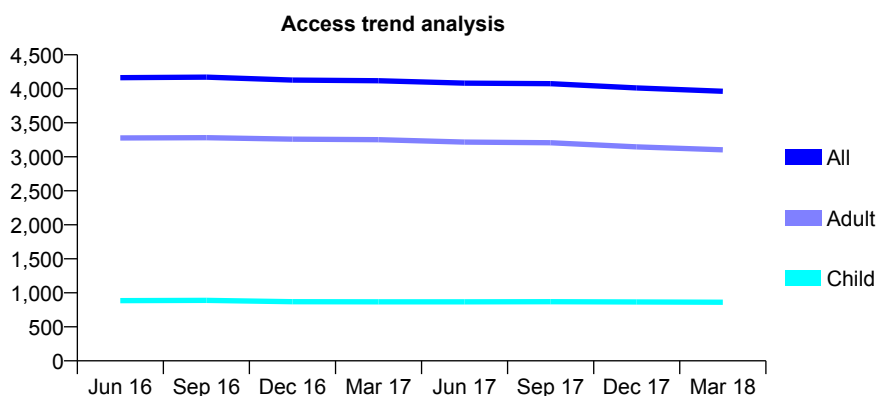
Q57 - Vital Signs At a Glance Contract Report for 277371/0004 - March 2018

Name or company name	MRS K SIVAGURUNATHAN
Contract type name	GDS Contract
Purpose of contract	General
Contract start date	01/07/2013
Contract end date	

17/18 Contracted general activity (UDA)	8,081
Carry forward general activity (UDA)	44
17/18 Contracted orthodontic activity (UOA)	0
Carry forward orthodontic activity (UOA)	0
Baseline contract value	£252,476.84

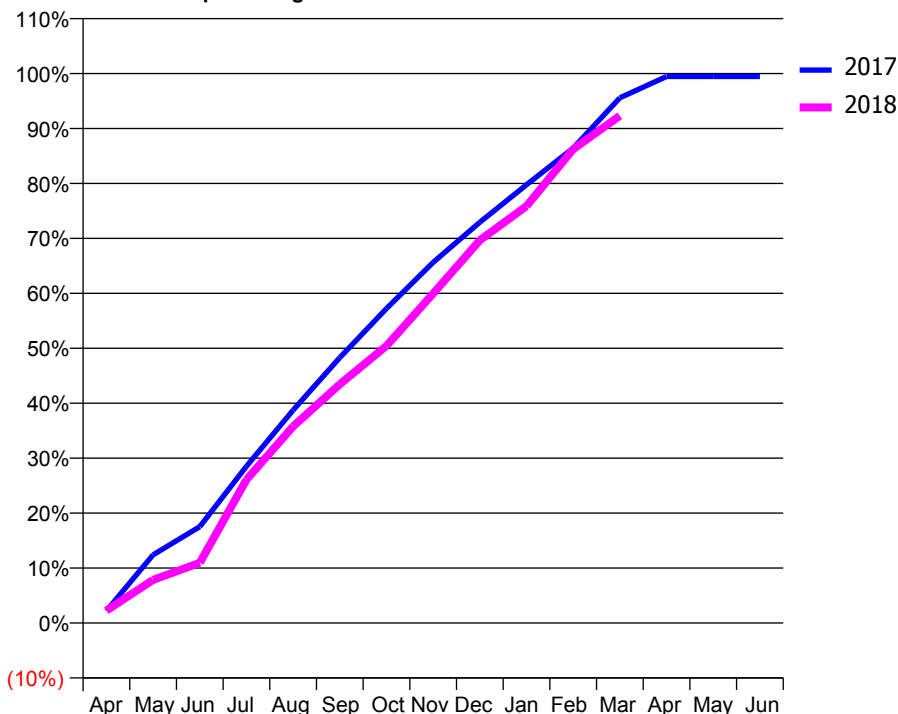
ACCESS*

Patients seen in 24 months	Total	Change since previous quarter
Quarter ending March 2017	4,118	
Quarter ending June 2017	4,084	→
Quarter ending September 2017	4,075	→
Quarter ending December 2017	4,013	↓
Quarter ending March 2018	3,964	↓
Variance since March 2017	(3.7%)	↓



ACTIVITY

Cumulative percentage of contracted UDA delivered 2017 & 2018



Month	Adjusted Scheduled Activity (UDA)	
	2017	2018
April	179	184
May	1,003	635
June	1,416	886
July	2,305	2,107
August	3,132	2,891
September	3,904	3,511
October	4,626	4,075
November	5,303	4,844
December	5,894	5,630
January	6,444	6,131
February	6,984	6,969
March	7,724	7,458
April	8,037	
May	8,037	
June	8,037	

QUALITY

	Quantity	Base Number	Contract	AT	Region	England
% of FP17s for the same patient ID Re-attending within 3 months - Children	71	1,321	5.4%	10.3%	11.6%	11.9%
% of FP17s for the same patient ID Re-attending within 3 months - Adults	209	3,031	6.9%	14.7%	15.4%	16.0%
% of FP17s for the same patient ID Re-attending between 3 & 9 months - Children	856	1,321	64.8%	56.0%	59.4%	58.3%
% of FP17s for the same patient ID Re-attending between 3 & 9 months - Adults	795	3,031	26.2%	49.0%	51.3%	50.3%
% of FP17s for Band 1 Urgent Courses	224	4,190	5.3%	8.6%	8.0%	9.1%
% of FP17s Relating to Free Repair or Replacements	18	4,190	0.4%	0.7%	0.8%	0.8%
% of FP17s Relating to Continuations	46	4,190	1.1%	0.9%	1.0%	1.0%
% of Patients satisfied with the dentistry they have received	1	1	N/A	91.2%	91.7%	91.5%
% of Patients satisfied with the time they had to wait for an appointment	1	1	N/A	88.7%	88.3%	87.9%

* This is based on patients treated on this contract for their most recent course of treatment. Figures in italics indicate the base number of FP17s or Patient Questionnaire responses are less than 100. N/A is shown where the base number of responses is less than 10 during the period. % is calculated as Quantity/Base number*100

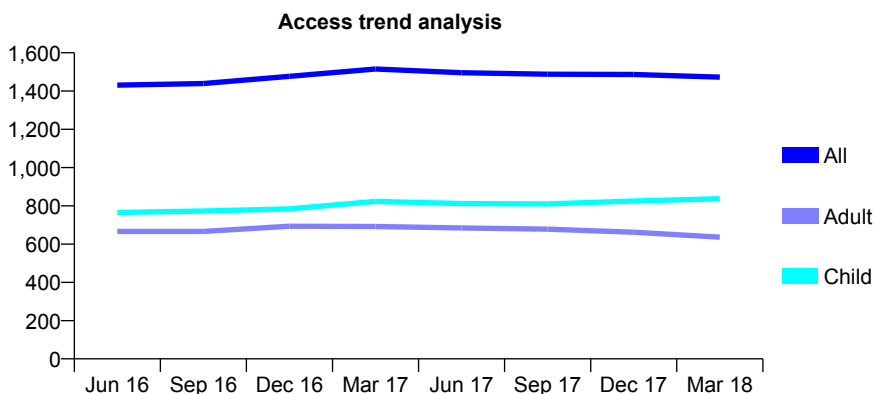
Q57 - Vital Signs At a Glance Contract Report for 304042/0001 - March 2018

Name or company name	Miss N Jayasuriya
Contract type name	GDS Contract
Purpose of contract	General
Contract start date	01/04/2006
Contract end date	

17/18 Contracted general activity (UDA)	3,000
Carry forward general activity (UDA)	-38
17/18 Contracted orthodontic activity (UOA)	0
Carry forward orthodontic activity (UOA)	0
Baseline contract value	£74,888.96

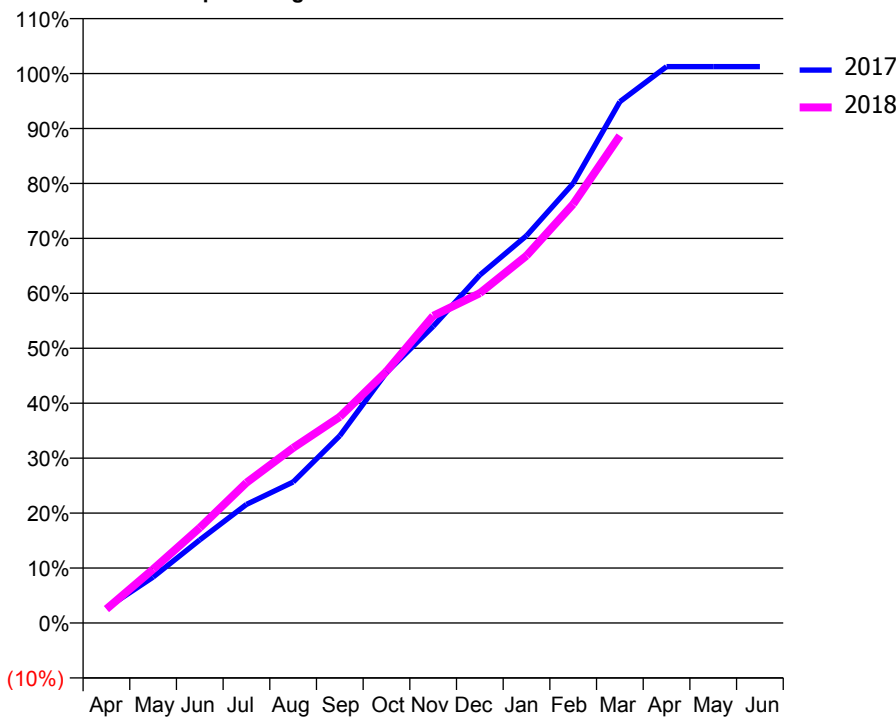
ACCESS*

Patients seen in 24 months	Total	Change since previous quarter
Quarter ending March 2017	1,515	
Quarter ending June 2017	1,496	↓
Quarter ending September 2017	1,488	→
Quarter ending December 2017	1,487	→
Quarter ending March 2018	1,473	→
Variance since March 2017	(2.8%)	↓



ACTIVITY

Cumulative percentage of contracted UDA delivered 2017 & 2018



Adjusted Scheduled Activity (UDA)

Month	2017	2018
April	81	76
May	251	293
June	454	520
July	648	766
August	770	956
September	1,022	1,126
October	1,367	1,374
November	1,619	1,677
December	1,900	1,801
January	2,115	2,005
February	2,400	2,287
March	2,846	2,661
April	3,038	
May	3,038	
June	3,038	

QUALITY

	Quantity	Base Number	Contract	AT	Region	England
% of FP17s for the same patient ID Re-attending within 3 months - Children	79	1,040	7.6%	10.3%	11.6%	11.9%
% of FP17s for the same patient ID Re-attending within 3 months - Adults	144	658	21.9%	14.7%	15.4%	16.0%
% of FP17s for the same patient ID Re-attending between 3 & 9 months - Children	520	1,040	50.0%	56.0%	59.4%	58.3%
% of FP17s for the same patient ID Re-attending between 3 & 9 months - Adults	218	658	33.1%	49.0%	51.3%	50.3%
% of FP17s for Band 1 Urgent Courses	169	1,587	10.6%	8.6%	8.0%	9.1%
% of FP17s Relating to Free Repair or Replacements	15	1,587	0.9%	0.7%	0.8%	0.8%
% of FP17s Relating to Continuations	7	1,587	0.4%	0.9%	1.0%	1.0%
% of Patients satisfied with the dentistry they have received	1	1	N/A	91.2%	91.7%	91.5%
% of Patients satisfied with the time they had to wait for an appointment	1	1	N/A	88.7%	88.3%	87.9%

* This is based on patients treated on this contract for their most recent course of treatment. Figures in italics indicate the base number of FP17s or Patient Questionnaire responses are less than 100. N/A is shown where the base number of responses is less than 10 during the period. % is calculated as Quantity/Base number*100

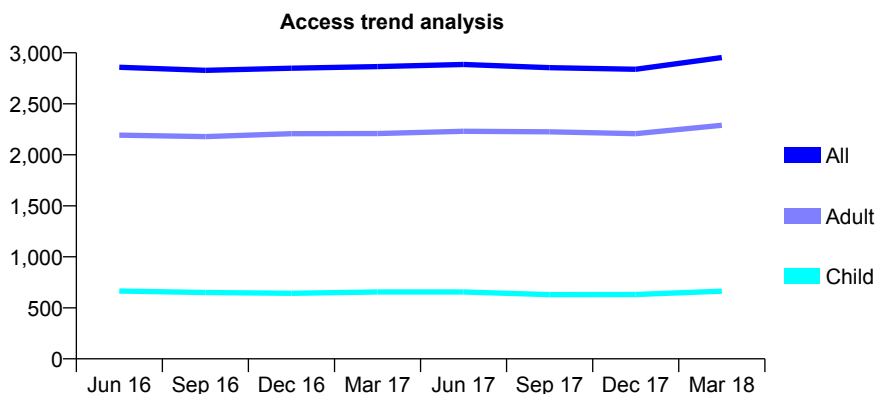
Q57 - Vital Signs At a Glance Contract Report for 305537/0001 - March 2018

Name or company name	Dental Smiles Chelmsford Partnership
Contract type name	GDS Contract
Purpose of contract	General
Contract start date	01/04/2006
Contract end date	

17/18 Contracted general activity (UDA)	7,583
Carry forward general activity (UDA)	0
17/18 Contracted orthodontic activity (UOA)	0
Carry forward orthodontic activity (UOA)	0
Baseline contract value	£168,019.12

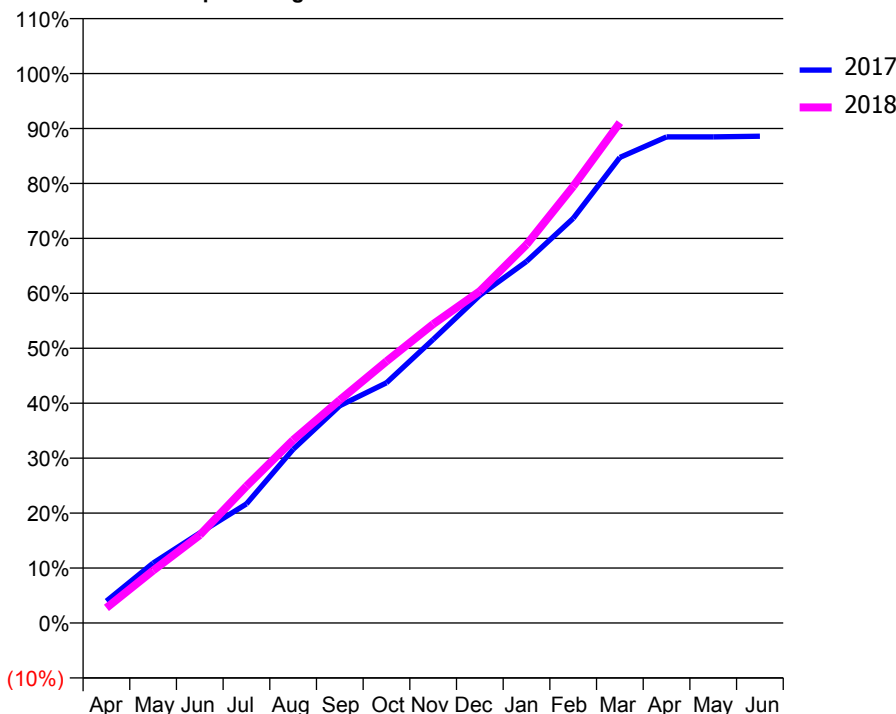
ACCESS*

Patients seen in 24 months	Total	Change since previous quarter
Quarter ending March 2017	2,865	
Quarter ending June 2017	2,886	→
Quarter ending September 2017	2,854	↓
Quarter ending December 2017	2,838	→
Quarter ending March 2018	2,953	↑
Variance since March 2017	3.1%	↑



ACTIVITY

Cumulative percentage of contracted UDA delivered 2017 & 2018



Adjusted Scheduled Activity (UDA)

Month	2017	2018
April	303	209
May	827	724
June	1,242	1,214
July	1,645	1,889
August	2,396	2,525
September	2,998	3,077
October	3,316	3,611
November	3,913	4,125
December	4,522	4,579
January	4,989	5,221
February	5,585	6,026
March	6,425	6,905
April	6,708	
May	6,709	
June	6,717	

QUALITY

	Quantity	Base Number	Contract	AT	Region	England
% of FP17s for the same patient ID Re-attending within 3 months - Children	110	1,186	9.3%	10.3%	11.6%	11.9%
% of FP17s for the same patient ID Re-attending within 3 months - Adults	527	3,233	16.3%	14.7%	15.4%	16.0%
% of FP17s for the same patient ID Re-attending between 3 & 9 months - Children	774	1,186	65.3%	56.0%	59.4%	58.3%
% of FP17s for the same patient ID Re-attending between 3 & 9 months - Adults	1,686	3,233	52.1%	49.0%	51.3%	50.3%
% of FP17s for Band 1 Urgent Courses	184	3,429	5.4%	8.6%	8.0%	9.1%
% of FP17s Relating to Free Repair or Replacements	17	3,429	0.5%	0.7%	0.8%	0.8%
% of FP17s Relating to Continuations	125	3,429	3.6%	0.9%	1.0%	1.0%
% of Patients satisfied with the dentistry they have received	8	8	N/A	91.2%	91.7%	91.5%
% of Patients satisfied with the time they had to wait for an appointment	8	8	N/A	88.7%	88.3%	87.9%

* This is based on patients treated on this contract for their most recent course of treatment. Figures in italics indicate the base number of FP17s or Patient Questionnaire responses are less than 100. N/A is shown where the base number of responses is less than 10 during the period. % is calculated as Quantity/Base number*100

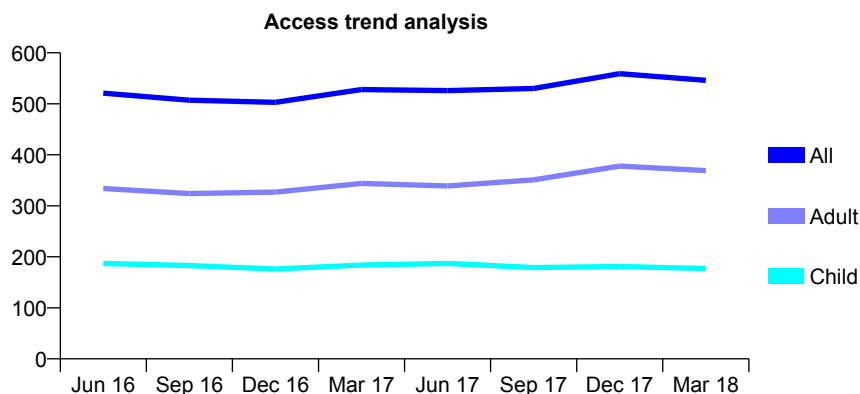
Q57 - Vital Signs At a Glance Contract Report for 306207/0001 - March 2018

Name or company name	The Cosmetic Dental Studio
Contract type name	GDS Contract
Purpose of contract	General
Contract start date	01/04/2006
Contract end date	

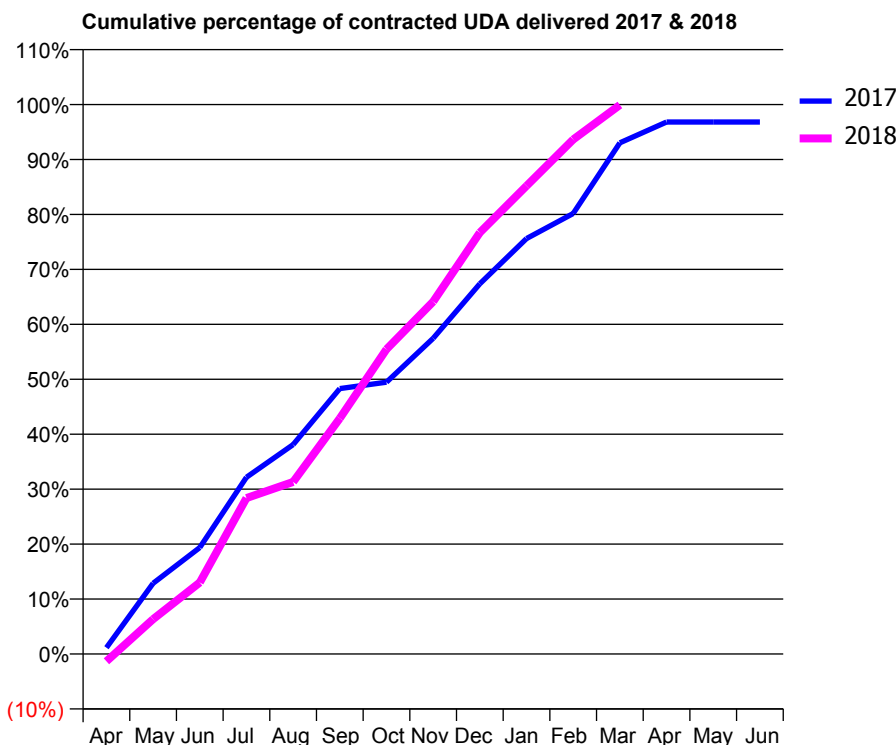
17/18 Contracted general activity (UDA)	1,400
Carry forward general activity (UDA)	45
17/18 Contracted orthodontic activity (UOA)	0
Carry forward orthodontic activity (UOA)	0
Baseline contract value	£43,089.25

ACCESS*

Patients seen in 24 months	Total	Change since previous quarter
Quarter ending March 2017	528	
Quarter ending June 2017	526	→
Quarter ending September 2017	530	→
Quarter ending December 2017	559	↑
Quarter ending March 2018	546	↓
Variance since March 2017	3.4%	↑



ACTIVITY



Month	Adjusted Scheduled Activity (UDA)	
	2017	2018
April	16	-19
May	180	89
June	271	182
July	450	397
August	533	438
September	676	601
October	692	777
November	804	898
December	943	1,074
January	1,058	1,193
February	1,122	1,311
March	1,302	1,399
April	1,355	
May	1,355	
June	1,355	

QUALITY

	Quantity	Base Number	Contract	AT	Region	England
% of FP17s for the same patient ID Re-attending within 3 months - Children	10	290	3.4%	10.3%	11.6%	11.9%
% of FP17s for the same patient ID Re-attending within 3 months - Adults	60	547	11.0%	14.7%	15.4%	16.0%
% of FP17s for the same patient ID Re-attending between 3 & 9 months - Children	191	290	65.9%	56.0%	59.4%	58.3%
% of FP17s for the same patient ID Re-attending between 3 & 9 months - Adults	338	547	61.8%	49.0%	51.3%	50.3%
% of FP17s for Band 1 Urgent Courses	10	808	1.2%	8.6%	8.0%	9.1%
% of FP17s Relating to Free Repair or Replacements	0	808	0.0%	0.7%	0.8%	0.8%
% of FP17s Relating to Continuations	13	808	1.6%	0.9%	1.0%	1.0%
% of Patients satisfied with the dentistry they have received	1	1	N/A	91.2%	91.7%	91.5%
% of Patients satisfied with the time they had to wait for an appointment	1	1	N/A	88.7%	88.3%	87.9%

* This is based on patients treated on this contract for their most recent course of treatment. Figures in italics indicate the base number of FP17s or Patient Questionnaire responses are less than 100. N/A is shown where the base number of responses is less than 10 during the period. % is calculated as Quantity/Base number*100

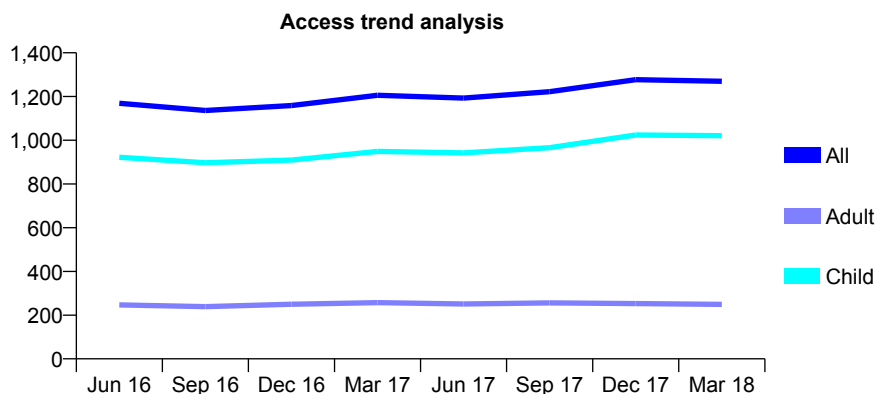
Q57 - Vital Signs At a Glance Contract Report for 306207/0002 - March 2018

Name or company name	The Cosmetic Dental Studio
Contract type name	GDS Contract
Purpose of contract	General
Contract start date	01/04/2006
Contract end date	

17/18 Contracted general activity (UDA)	3,000
Carry forward general activity (UDA)	0
17/18 Contracted orthodontic activity (UOA)	0
Carry forward orthodontic activity (UOA)	0
Baseline contract value	£85,247.84

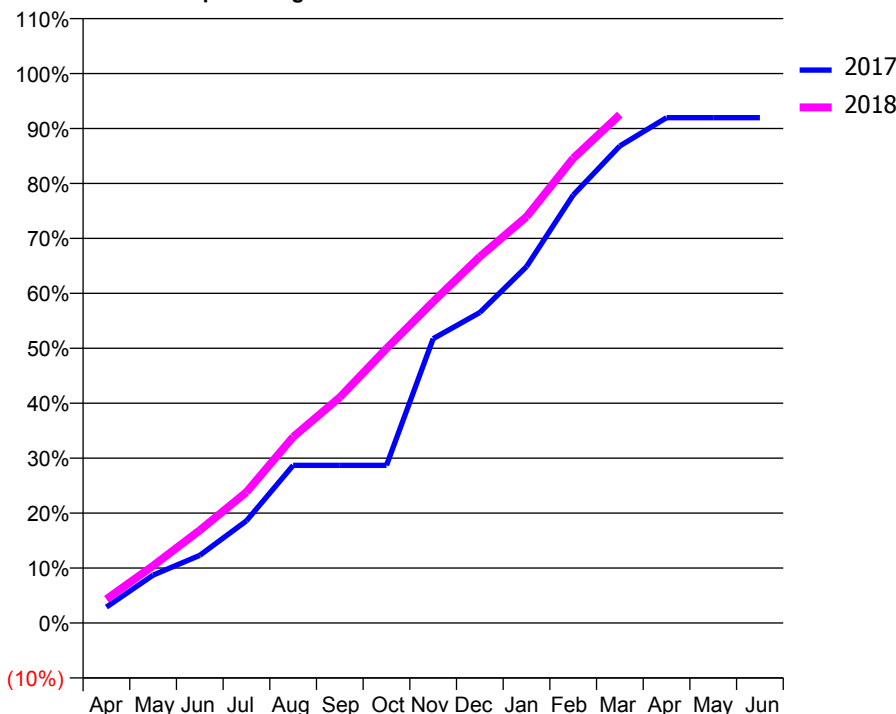
ACCESS*

Patients seen in 24 months	Total	Change since previous quarter
Quarter ending March 2017	1,206	
Quarter ending June 2017	1,193	↓
Quarter ending September 2017	1,222	↑
Quarter ending December 2017	1,277	↑
Quarter ending March 2018	1,270	→
Variance since March 2017	5.3%	↑



ACTIVITY

Cumulative percentage of contracted UDA delivered 2017 & 2018



Month	Adjusted Scheduled Activity (UDA)	
	2017	2018
April	87	130
May	262	313
June	370	506
July	558	715
August	861	1,016
September	861	1,232
October	861	1,499
November	1,552	1,754
December	1,695	2,000
January	1,945	2,218
February	2,336	2,537
March	2,604	2,776
April	2,759	
May	2,759	
June	2,759	

QUALITY

	Quantity	Base Number	Contract	AT	Region	England
% of FP17s for the same patient ID Re-attending within 3 months - Children	159	2,118	7.5%	10.3%	11.6%	11.9%
% of FP17s for the same patient ID Re-attending within 3 months - Adults	11	239	4.6%	14.7%	15.4%	16.0%
% of FP17s for the same patient ID Re-attending between 3 & 9 months - Children	1,470	2,118	69.4%	56.0%	59.4%	58.3%
% of FP17s for the same patient ID Re-attending between 3 & 9 months - Adults	171	239	71.5%	49.0%	51.3%	50.3%
% of FP17s for Band 1 Urgent Courses	118	2,254	5.2%	8.6%	8.0%	9.1%
% of FP17s Relating to Free Repair or Replacements	0	2,254	0.0%	0.7%	0.8%	0.8%
% of FP17s Relating to Continuations	19	2,254	0.8%	0.9%	1.0%	1.0%
% of Patients satisfied with the dentistry they have received	0	0	N/A	91.2%	91.7%	91.5%
% of Patients satisfied with the time they had to wait for an appointment	0	0	N/A	88.7%	88.3%	87.9%

* This is based on patients treated on this contract for their most recent course of treatment. Figures in italics indicate the base number of FP17s or Patient Questionnaire responses are less than 100. N/A is shown where the base number of responses is less than 10 during the period. % is calculated as Quantity/Base number*100

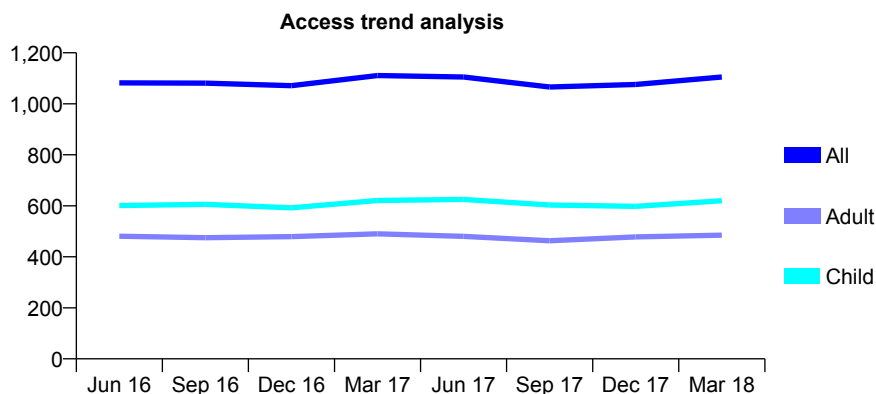
Q57 - Vital Signs At a Glance Contract Report for 320536/0001 - March 2018

Name or company name	MR CY HUANG
Contract type name	GDS Contract
Purpose of contract	General
Contract start date	01/04/2006
Contract end date	

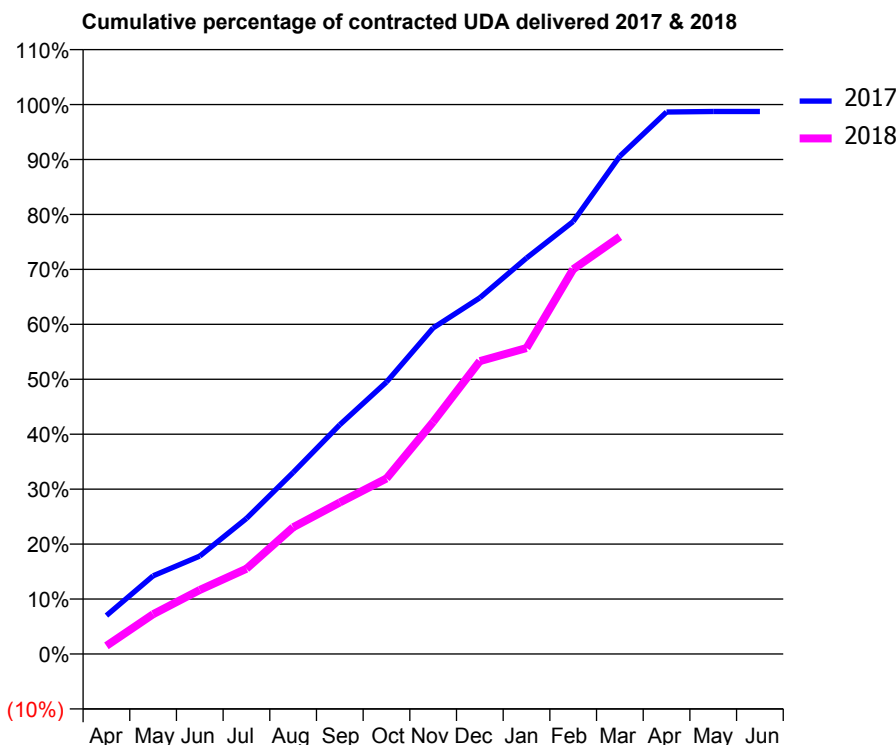
17/18 Contracted general activity (UDA)	2,889
Carry forward general activity (UDA)	37
17/18 Contracted orthodontic activity (UOA)	0
Carry forward orthodontic activity (UOA)	0
Baseline contract value	£73,955.52

ACCESS*

Patients seen in 24 months	Total	Change since previous quarter
Quarter ending March 2017	1,111	
Quarter ending June 2017	1,105	→
Quarter ending September 2017	1,066	↓
Quarter ending December 2017	1,076	→
Quarter ending March 2018	1,105	↑
Variance since March 2017	(0.5%)	→



ACTIVITY



Month	Adjusted Scheduled Activity (UDA)	
	2017	2018
April	202	43
May	411	209
June	515	337
July	712	448
August	954	666
September	1,205	797
October	1,430	923
November	1,715	1,220
December	1,873	1,540
January	2,082	1,609
February	2,274	2,023
March	2,617	2,194
April	2,849	
May	2,852	
June	2,852	

QUALITY

	Quantity	Base Number	Contract	AT	Region	England
% of FP17s for the same patient ID Re-attending within 3 months - Children	32	803	4.0%	10.3%	11.6%	11.9%
% of FP17s for the same patient ID Re-attending within 3 months - Adults	46	502	9.2%	14.7%	15.4%	16.0%
% of FP17s for the same patient ID Re-attending between 3 & 9 months - Children	428	803	53.3%	56.0%	59.4%	58.3%
% of FP17s for the same patient ID Re-attending between 3 & 9 months - Adults	255	502	50.8%	49.0%	51.3%	50.3%
% of FP17s for Band 1 Urgent Courses	32	1,192	2.7%	8.6%	8.0%	9.1%
% of FP17s Relating to Free Repair or Replacements	0	1,192	0.0%	0.7%	0.8%	0.8%
% of FP17s Relating to Continuations	0	1,192	0.0%	0.9%	1.0%	1.0%
% of Patients satisfied with the dentistry they have received	1	1	N/A	91.2%	91.7%	91.5%
% of Patients satisfied with the time they had to wait for an appointment	1	1	N/A	88.7%	88.3%	87.9%

* This is based on patients treated on this contract for their most recent course of treatment. Figures in italics indicate the base number of FP17s or Patient Questionnaire responses are less than 100. N/A is shown where the base number of responses is less than 10 during the period. % is calculated as Quantity/Base number*100

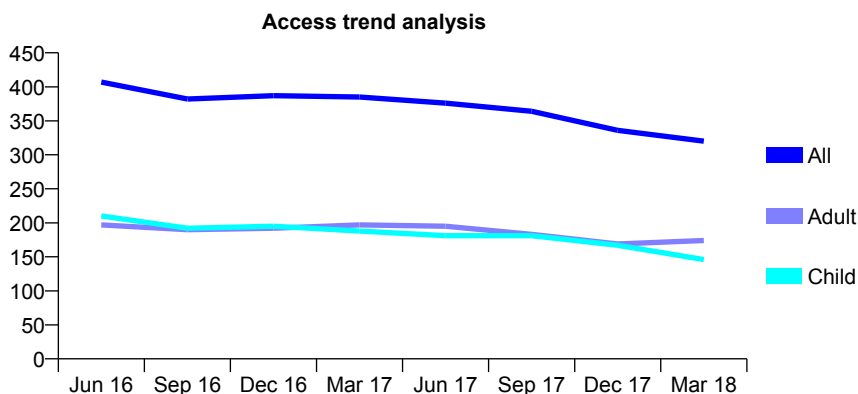
Q57 - Vital Signs At a Glance Contract Report for 321095/0001 - March 2018

Name or company name	MR J STARK
Contract type name	GDS Contract
Purpose of contract	General
Contract start date	01/04/2006
Contract end date	

17/18 Contracted general activity (UDA)	850
Carry forward general activity (UDA)	34
17/18 Contracted orthodontic activity (UOA)	0
Carry forward orthodontic activity (UOA)	0
Baseline contract value	£18,275.26

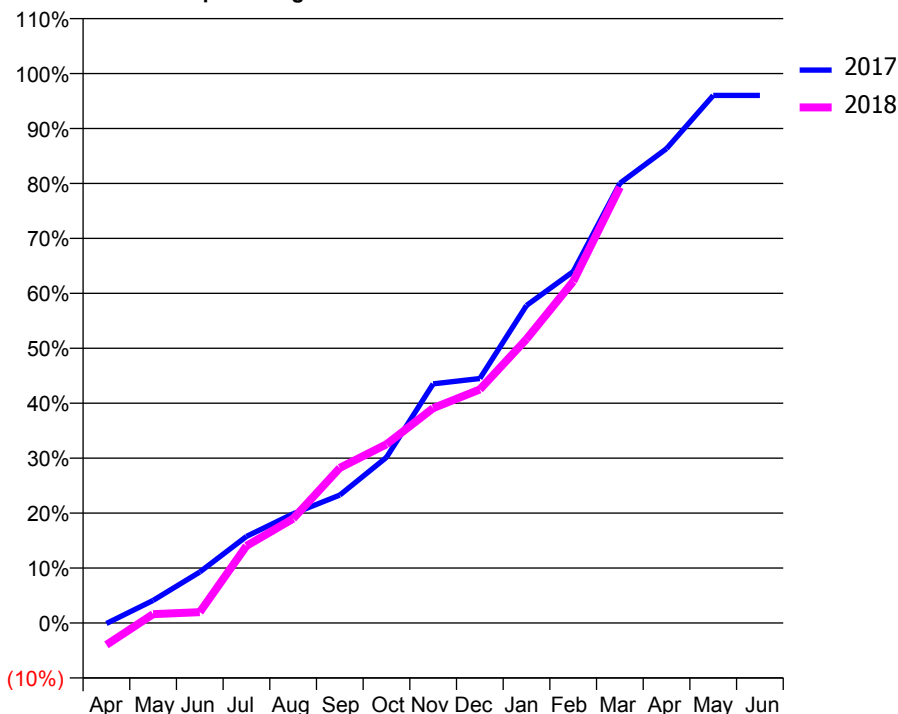
ACCESS*

Patients seen in 24 months	Total	Change since previous quarter
Quarter ending March 2017	385	
Quarter ending June 2017	376	↓
Quarter ending September 2017	364	↓
Quarter ending December 2017	336	↓
Quarter ending March 2018	320	↓
Variance since March 2017	(16.9%)	↓



ACTIVITY

Cumulative percentage of contracted UDA delivered 2017 & 2018



Month	Adjusted Scheduled Activity (UDA)	
	2017	2018
April	-1	-34
May	35	14
June	79	17
July	134	119
August	169	161
September	198	240
October	256	277
November	370	332
December	378	361
January	491	439
February	544	528
March	680	674
April	734	
May	816	
June	816	

QUALITY

	Quantity	Base Number	Contract	AT	Region	England
% of FP17s for the same patient ID Re-attending within 3 months - Children	35	241	14.5%	10.3%	11.6%	11.9%
% of FP17s for the same patient ID Re-attending within 3 months - Adults	28	170	16.5%	14.7%	15.4%	16.0%
% of FP17s for the same patient ID Re-attending between 3 & 9 months - Children	131	241	54.4%	56.0%	59.4%	58.3%
% of FP17s for the same patient ID Re-attending between 3 & 9 months - Adults	60	170	35.3%	49.0%	51.3%	50.3%
% of FP17s for Band 1 Urgent Courses	65	374	17.4%	8.6%	8.0%	9.1%
% of FP17s Relating to Free Repair or Replacements	13	374	3.5%	0.7%	0.8%	0.8%
% of FP17s Relating to Continuations	0	374	0.0%	0.9%	1.0%	1.0%
% of Patients satisfied with the dentistry they have received	0	0	N/A	91.2%	91.7%	91.5%
% of Patients satisfied with the time they had to wait for an appointment	0	0	N/A	88.7%	88.3%	87.9%

* This is based on patients treated on this contract for their most recent course of treatment. Figures in italics indicate the base number of FP17s or Patient Questionnaire responses are less than 100. N/A is shown where the base number of responses is less than 10 during the period. % is calculated as Quantity/Base number*100

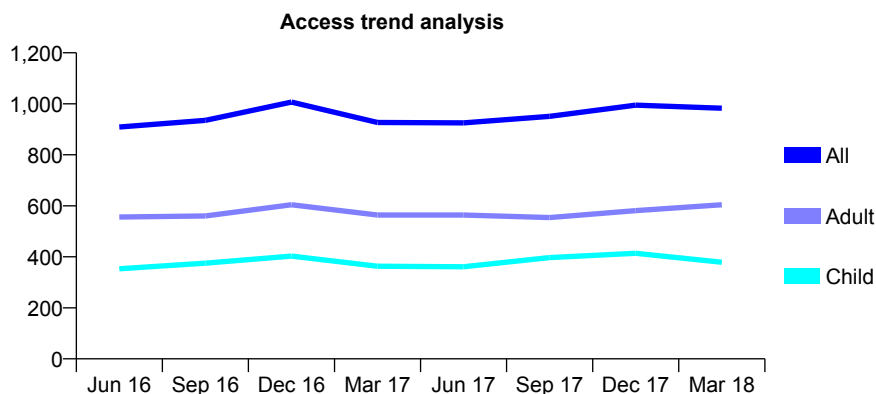
Q57 - Vital Signs At a Glance Contract Report for 321109/0001 - March 2018

Name or company name	MR SI MCKENZIE
Contract type name	GDS Contract
Purpose of contract	General
Contract start date	01/04/2006
Contract end date	

17/18 Contracted general activity (UDA)	2,600
Carry forward general activity (UDA)	79
17/18 Contracted orthodontic activity (UOA)	0
Carry forward orthodontic activity (UOA)	0
Baseline contract value	£79,333.77

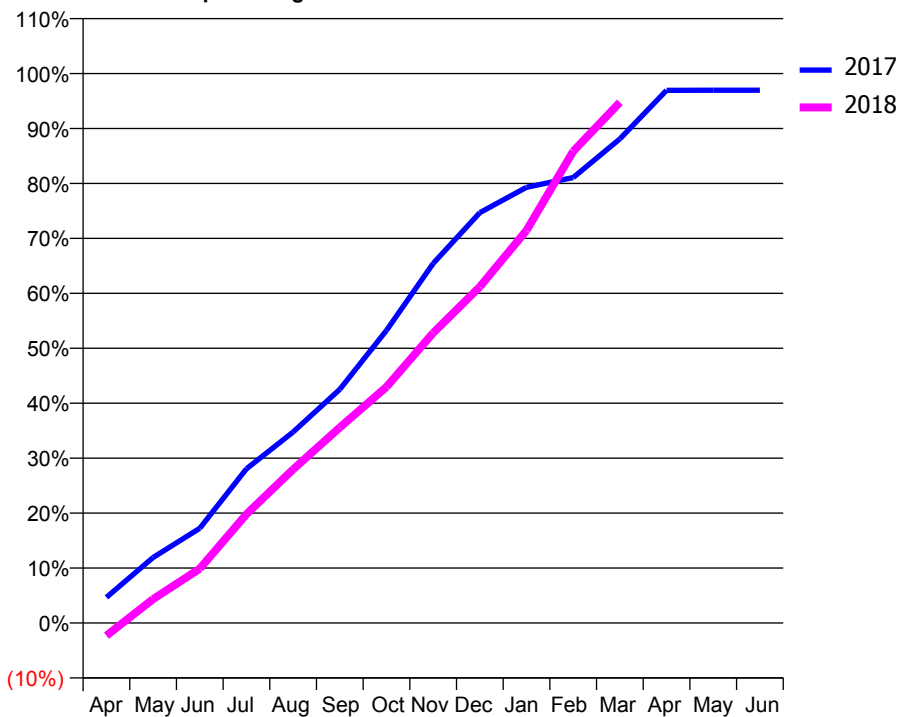
ACCESS*

Patients seen in 24 months	Total	Change since previous quarter
Quarter ending March 2017	927	
Quarter ending June 2017	925	→
Quarter ending September 2017	951	↑
Quarter ending December 2017	995	↑
Quarter ending March 2018	983	↓
Variance since March 2017	6.0%	↑



ACTIVITY

Cumulative percentage of contracted UDA delivered 2017 & 2018



Adjusted Scheduled Activity (UDA)		
Month	2017	2018
April	121	-60
May	310	113
June	448	257
July	729	515
August	904	727
September	1,106	925
October	1,384	1,117
November	1,701	1,373
December	1,942	1,591
January	2,062	1,858
February	2,108	2,232
March	2,291	2,464
April	2,520	
May	2,521	
June	2,521	

QUALITY

	Quantity	Base Number	Contract	AT	Region	England
% of FP17s for the same patient ID Re-attending within 3 months - Children	29	567	5.1%	10.3%	11.6%	11.9%
% of FP17s for the same patient ID Re-attending within 3 months - Adults	111	807	13.8%	14.7%	15.4%	16.0%
% of FP17s for the same patient ID Re-attending between 3 & 9 months - Children	271	567	47.8%	56.0%	59.4%	58.3%
% of FP17s for the same patient ID Re-attending between 3 & 9 months - Adults	309	807	38.3%	49.0%	51.3%	50.3%
% of FP17s for Band 1 Urgent Courses	98	1,289	7.6%	8.6%	8.0%	9.1%
% of FP17s Relating to Free Repair or Replacements	6	1,289	0.5%	0.7%	0.8%	0.8%
% of FP17s Relating to Continuations	24	1,289	1.9%	0.9%	1.0%	1.0%
% of Patients satisfied with the dentistry they have received	2	2	N/A	91.2%	91.7%	91.5%
% of Patients satisfied with the time they had to wait for an appointment	1	2	N/A	88.7%	88.3%	87.9%

* This is based on patients treated on this contract for their most recent course of treatment. Figures in italics indicate the base number of FP17s or Patient Questionnaire responses are less than 100. N/A is shown where the base number of responses is less than 10 during the period. % is calculated as Quantity/Base number*100

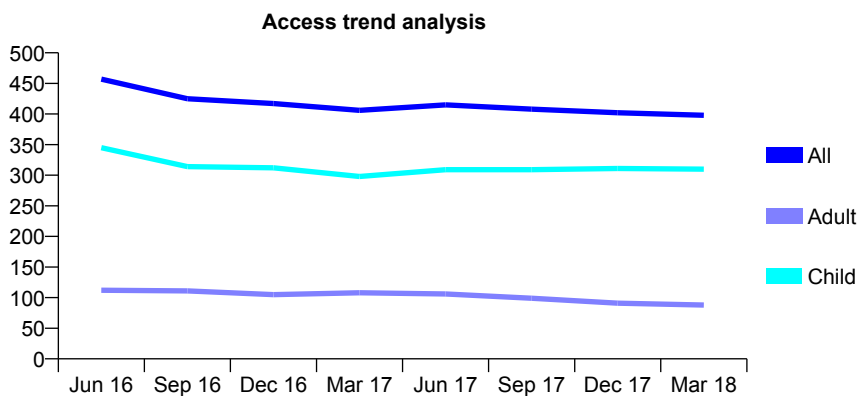
Q57 - Vital Signs At a Glance Contract Report for 323152/0002 - March 2018

Name or company name	MR D DRISCOLL
Contract type name	GDS Contract
Purpose of contract	General
Contract start date	01/04/2009
Contract end date	

17/18 Contracted general activity (UDA)	900
Carry forward general activity (UDA)	0
17/18 Contracted orthodontic activity (UOA)	0
Carry forward orthodontic activity (UOA)	0
Baseline contract value	£22,011.24

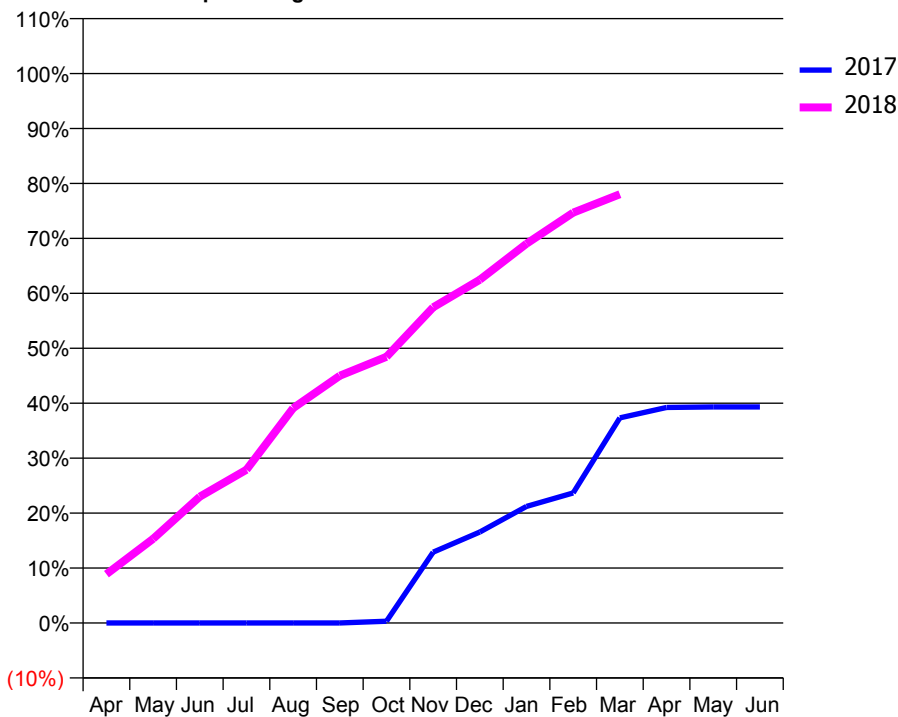
ACCESS*

Patients seen in 24 months	Total	Change since previous quarter
Quarter ending March 2017	406	
Quarter ending June 2017	415	↑
Quarter ending September 2017	408	↓
Quarter ending December 2017	402	↓
Quarter ending March 2018	398	→
Variance since March 2017	(2.0%)	↓



ACTIVITY

Cumulative percentage of contracted UDA delivered 2017 & 2018



Month	Adjusted Scheduled Activity (UDA)	
	2017	2018
April	0	80
May	0	138
June	0	207
July	0	251
August	0	352
September	0	405
October	3	436
November	116	517
December	149	562
January	191	621
February	213	672
March	336	702
April	353	
May	354	
June	354	

QUALITY

	Quantity	Base Number	Contract	AT	Region	England
% of FP17s for the same patient ID Re-attending within 3 months - Children	21	465	4.5%	10.3%	11.6%	11.9%
% of FP17s for the same patient ID Re-attending within 3 months - Adults	3	89	3.4%	14.7%	15.4%	16.0%
% of FP17s for the same patient ID Re-attending between 3 & 9 months - Children	279	465	60.0%	56.0%	59.4%	58.3%
% of FP17s for the same patient ID Re-attending between 3 & 9 months - Adults	45	89	50.6%	49.0%	51.3%	50.3%
% of FP17s for Band 1 Urgent Courses	1	540	0.2%	8.6%	8.0%	9.1%
% of FP17s Relating to Free Repair or Replacements	0	540	0.0%	0.7%	0.8%	0.8%
% of FP17s Relating to Continuations	0	540	0.0%	0.9%	1.0%	1.0%
% of Patients satisfied with the dentistry they have received	0	0	N/A	91.2%	91.7%	91.5%
% of Patients satisfied with the time they had to wait for an appointment	0	0	N/A	88.7%	88.3%	87.9%

* This is based on patients treated on this contract for their most recent course of treatment. Figures in italics indicate the base number of FP17s or Patient Questionnaire responses are less than 100. N/A is shown where the base number of responses is less than 10 during the period. % is calculated as Quantity/Base number*100

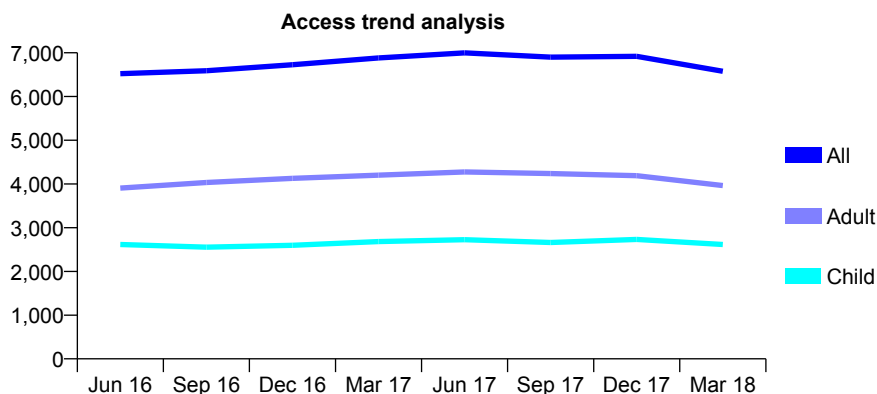
Q57 - Vital Signs At a Glance Contract Report for 336084/0001 - March 2018

Name or company name	MR CA VAN DER MERWE
Contract type name	GDS Contract
Purpose of contract	General and Orthodontic
Contract start date	01/04/2006
Contract end date	

17/18 Contracted general activity (UDA)	17,359
Carry forward general activity (UDA)	-347
17/18 Contracted orthodontic activity (UOA)	1,531
Carry forward orthodontic activity (UOA)	0
Baseline contract value	£853,415.60

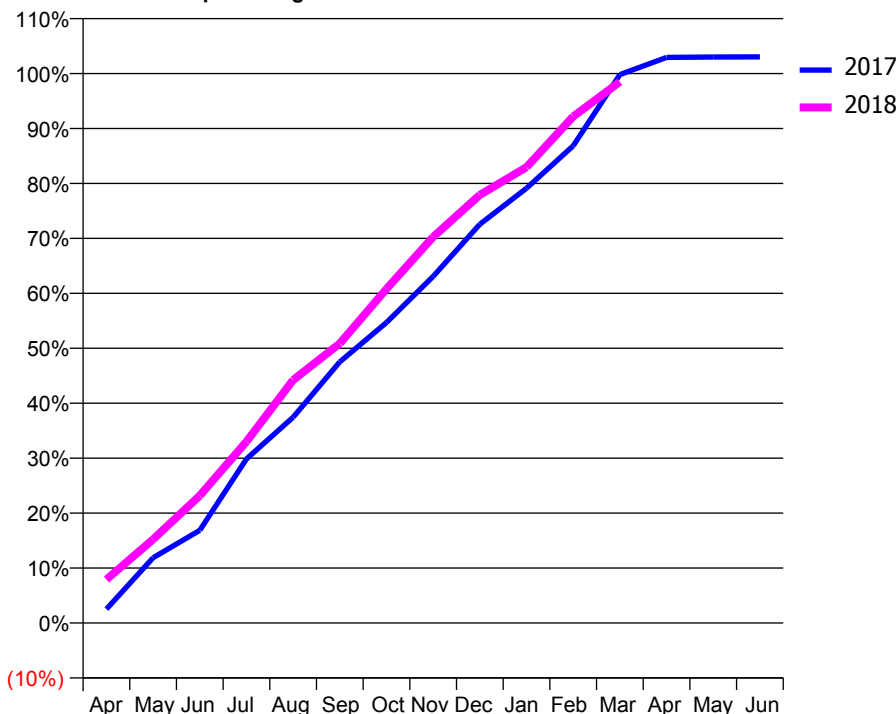
ACCESS*

Patients seen in 24 months	Total	Change since previous quarter
Quarter ending March 2017	6,884	
Quarter ending June 2017	6,999	→
Quarter ending September 2017	6,900	↓
Quarter ending December 2017	6,919	→
Quarter ending March 2018	6,578	↓
Variance since March 2017	(4.4%)	↓



ACTIVITY

Cumulative percentage of contracted UDA delivered 2017 & 2018



Month	Adjusted Scheduled Activity (UDA)	
	2017	2018
April	439	1,373
May	2,063	2,642
June	2,928	4,027
July	5,181	5,731
August	6,503	7,676
September	8,250	8,831
October	9,491	10,553
November	10,950	12,196
December	12,599	13,522
January	13,735	14,399
February	15,074	16,001
March	17,325	17,097
April	17,867	
May	17,879	
June	17,883	

QUALITY

	Quantity	Base Number	Contract	AT	Region	England
% of FP17s for the same patient ID Re-attending within 3 months - Children	220	3,653	6.0%	10.3%	11.6%	11.9%
% of FP17s for the same patient ID Re-attending within 3 months - Adults	387	4,185	9.2%	14.7%	15.4%	16.0%
% of FP17s for the same patient ID Re-attending between 3 & 9 months - Children	965	3,653	26.4%	56.0%	59.4%	58.3%
% of FP17s for the same patient ID Re-attending between 3 & 9 months - Adults	1,280	4,185	30.6%	49.0%	51.3%	50.3%
% of FP17s for Band 1 Urgent Courses	358	7,368	4.9%	8.6%	8.0%	9.1%
% of FP17s Relating to Free Repair or Replacements	18	7,368	0.2%	0.7%	0.8%	0.8%
% of FP17s Relating to Continuations	37	7,368	0.5%	0.9%	1.0%	1.0%
% of Patients satisfied with the dentistry they have received	3	3	N/A	91.2%	91.7%	91.5%
% of Patients satisfied with the time they had to wait for an appointment	3	3	N/A	88.7%	88.3%	87.9%

* This is based on patients treated on this contract for their most recent course of treatment. Figures in italics indicate the base number of FP17s or Patient Questionnaire responses are less than 100. N/A is shown where the base number of responses is less than 10 during the period. % is calculated as Quantity/Base number*100

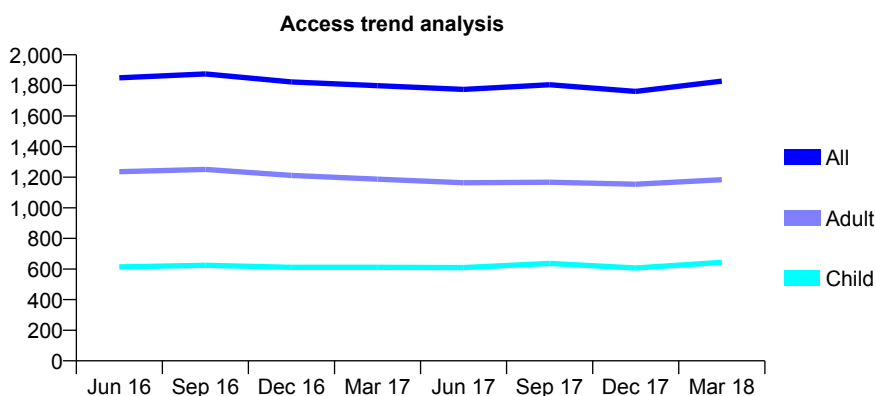
Q57 - Vital Signs At a Glance Contract Report for 341126/0001 - March 2018

Name or company name	Tru Smile Dental Practice Partnership
Contract type name	GDS Contract
Purpose of contract	General
Contract start date	01/04/2006
Contract end date	

17/18 Contracted general activity (UDA)	4,752
Carry forward general activity (UDA)	-6
17/18 Contracted orthodontic activity (UOA)	0
Carry forward orthodontic activity (UOA)	0
Baseline contract value	£127,425.21

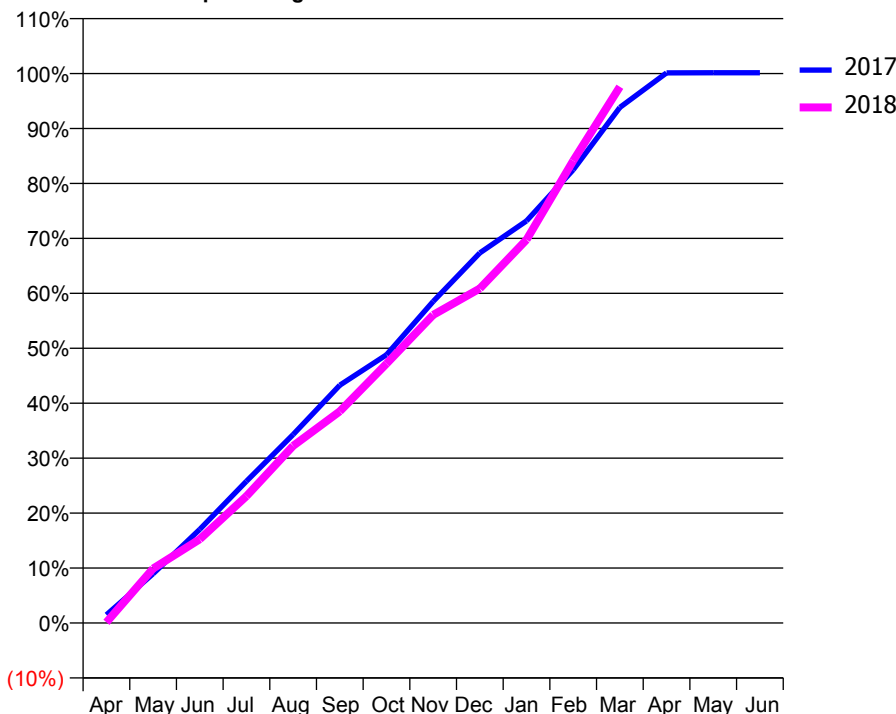
ACCESS*

Patients seen in 24 months	Total	Change since previous quarter
Quarter ending March 2017	1,798	
Quarter ending June 2017	1,774	↓
Quarter ending September 2017	1,804	→
Quarter ending December 2017	1,761	↓
Quarter ending March 2018	1,828	↑
Variance since March 2017	1.7%	→



ACTIVITY

Cumulative percentage of contracted UDA delivered 2017 & 2018



Month	Adjusted Scheduled Activity (UDA)	
	2017	2018
April	70	6
May	426	471
June	810	725
July	1,227	1,097
August	1,630	1,532
September	2,057	1,831
October	2,320	2,242
November	2,781	2,664
December	3,200	2,893
January	3,477	3,314
February	3,919	3,997
March	4,458	4,638
April	4,757	
May	4,758	
June	4,758	

QUALITY

	Quantity	Base Number	Contract	AT	Region	England
% of FP17s for the same patient ID Re-attending within 3 months - Children	40	838	4.8%	10.3%	11.6%	11.9%
% of FP17s for the same patient ID Re-attending within 3 months - Adults	217	1,504	14.4%	14.7%	15.4%	16.0%
% of FP17s for the same patient ID Re-attending between 3 & 9 months - Children	387	838	46.2%	56.0%	59.4%	58.3%
% of FP17s for the same patient ID Re-attending between 3 & 9 months - Adults	636	1,504	42.3%	49.0%	51.3%	50.3%
% of FP17s for Band 1 Urgent Courses	375	2,238	16.8%	8.6%	8.0%	9.1%
% of FP17s Relating to Free Repair or Replacements	24	2,238	1.1%	0.7%	0.8%	0.8%
% of FP17s Relating to Continuations	34	2,238	1.5%	0.9%	1.0%	1.0%
% of Patients satisfied with the dentistry they have received	2	2	N/A	91.2%	91.7%	91.5%
% of Patients satisfied with the time they had to wait for an appointment	2	2	N/A	88.7%	88.3%	87.9%

* This is based on patients treated on this contract for their most recent course of treatment. Figures in italics indicate the base number of FP17s or Patient Questionnaire responses are less than 100. N/A is shown where the base number of responses is less than 10 during the period. % is calculated as Quantity/Base number*100

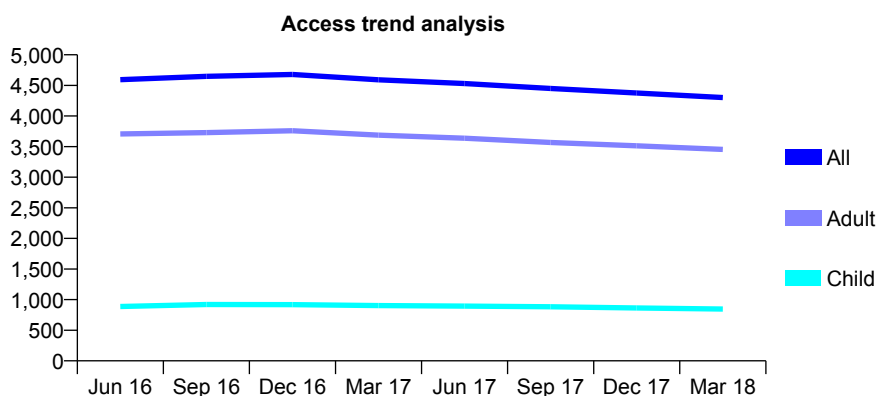
Q57 - Vital Signs At a Glance Contract Report for 342521/0003 - March 2018

Name or company name	MR J AHMED
Contract type name	GDS Contract
Purpose of contract	General
Contract start date	01/04/2006
Contract end date	

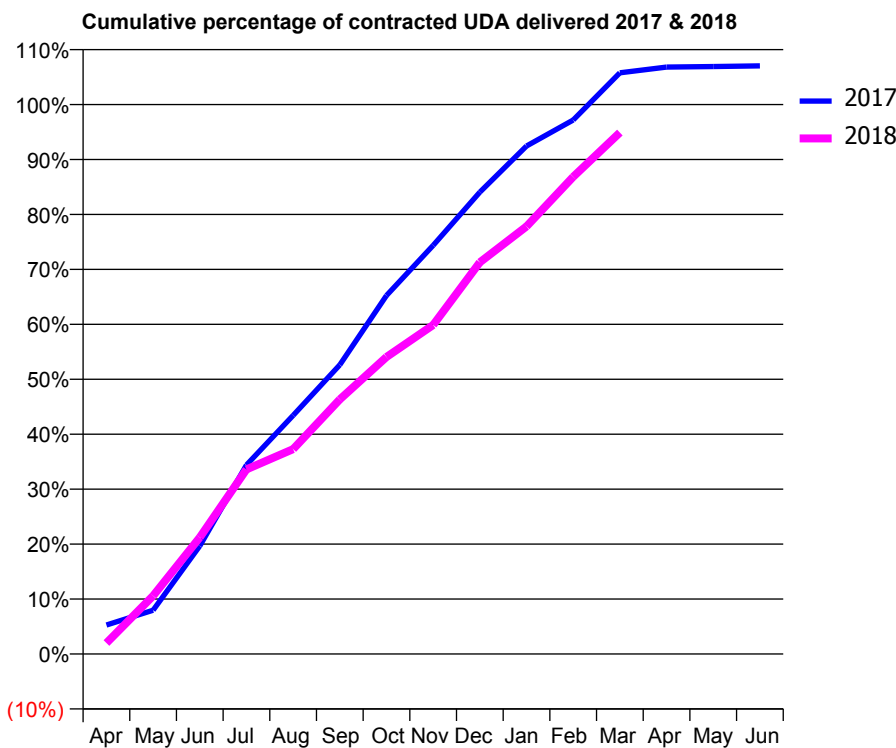
17/18 Contracted general activity (UDA)	13,000
Carry forward general activity (UDA)	-260
17/18 Contracted orthodontic activity (UOA)	0
Carry forward orthodontic activity (UOA)	0
Baseline contract value	£331,789.08

ACCESS*

Patients seen in 24 months	Total	Change since previous quarter
Quarter ending March 2017	4,591	
Quarter ending June 2017	4,531	↓
Quarter ending September 2017	4,450	↓
Quarter ending December 2017	4,376	↓
Quarter ending March 2018	4,302	↓
Variance since March 2017	(6.3%)	↓



ACTIVITY



Month	Adjusted Scheduled Activity (UDA)	
	2017	2018
April	688	260
May	1,037	1,376
June	2,557	2,758
July	4,471	4,368
August	5,645	4,847
September	6,840	6,025
October	8,483	7,028
November	9,668	7,785
December	10,927	9,268
January	12,018	10,115
February	12,632	11,291
March	13,750	12,336
April	13,885	
May	13,897	
June	13,913	

QUALITY

	Quantity	Base Number	Contract	AT	Region	England
% of FP17s for the same patient ID Re-attending within 3 months - Children	74	1,158	6.4%	10.3%	11.6%	11.9%
% of FP17s for the same patient ID Re-attending within 3 months - Adults	663	4,733	14.0%	14.7%	15.4%	16.0%
% of FP17s for the same patient ID Re-attending between 3 & 9 months - Children	650	1,158	56.1%	56.0%	59.4%	58.3%
% of FP17s for the same patient ID Re-attending between 3 & 9 months - Adults	2,746	4,733	58.0%	49.0%	51.3%	50.3%
% of FP17s for Band 1 Urgent Courses	496	5,791	8.6%	8.6%	8.0%	9.1%
% of FP17s Relating to Free Repair or Replacements	74	5,791	1.3%	0.7%	0.8%	0.8%
% of FP17s Relating to Continuations	71	5,791	1.2%	0.9%	1.0%	1.0%
% of Patients satisfied with the dentistry they have received	5	6	N/A	91.2%	91.7%	91.5%
% of Patients satisfied with the time they had to wait for an appointment	4	6	N/A	88.7%	88.3%	87.9%

* This is based on patients treated on this contract for their most recent course of treatment. Figures in italics indicate the base number of FP17s or Patient Questionnaire responses are less than 100. N/A is shown where the base number of responses is less than 10 during the period. % is calculated as Quantity/Base number*100

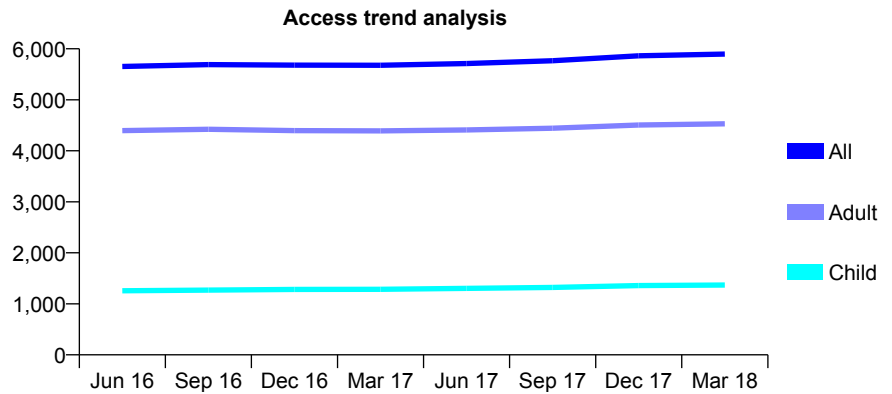
Q57 - Vital Signs At a Glance Contract Report for 356131/0001 - March 2018

Name or company name	MS J HAFTBARADARAN MOHAMMADI
Contract type name	GDS Contract
Purpose of contract	General
Contract start date	01/04/2006
Contract end date	

17/18 Contracted general activity (UDA)	20,000
Carry forward general activity (UDA)	-217
17/18 Contracted orthodontic activity (UOA)	0
Carry forward orthodontic activity (UOA)	0
Baseline contract value	£493,112.79

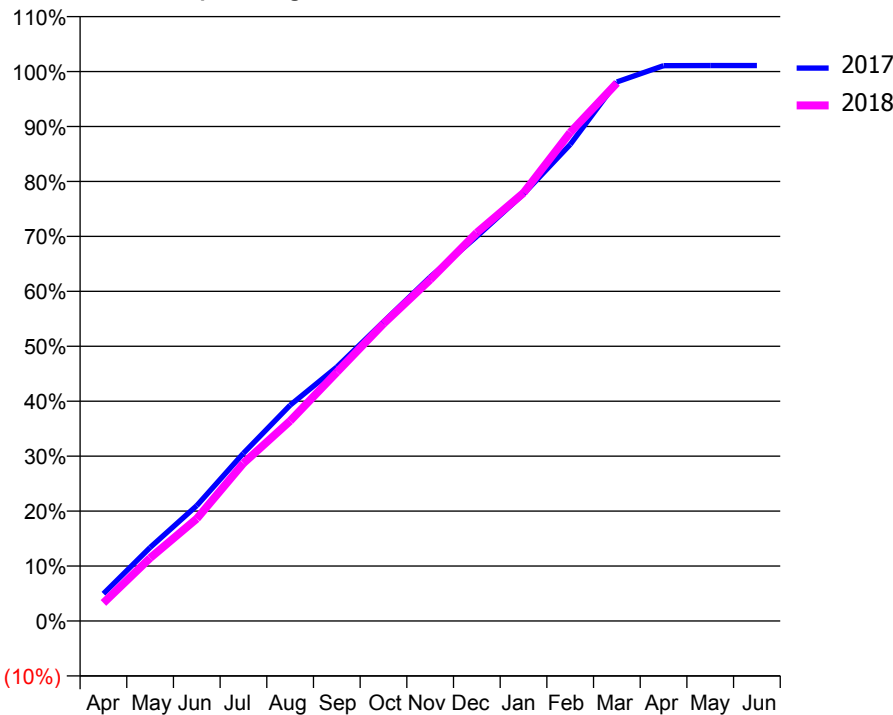
ACCESS*

Patients seen in 24 months	Total	Change since previous quarter
Quarter ending March 2017	5,678	
Quarter ending June 2017	5,711	→
Quarter ending September 2017	5,765	→
Quarter ending December 2017	5,863	→
Quarter ending March 2018	5,898	→
Variance since March 2017	3.9%	↑



ACTIVITY

Cumulative percentage of contracted UDA delivered 2017 & 2018



Month	Adjusted Scheduled Activity (UDA)	
	2017	2018
April	993	658
May	2,679	2,293
June	4,201	3,724
July	6,107	5,744
August	7,853	7,283
September	9,241	9,053
October	10,888	10,822
November	12,519	12,420
December	13,997	14,135
January	15,541	15,583
February	17,343	17,781
March	19,618	19,579
April	20,214	
May	20,217	
June	20,217	

QUALITY

	Quantity	Base Number	Contract	AT	Region	England
% of FP17s for the same patient ID Re-attending within 3 months - Children	169	1,942	8.7%	10.3%	11.6%	11.9%
% of FP17s for the same patient ID Re-attending within 3 months - Adults	2,070	7,833	26.4%	14.7%	15.4%	16.0%
% of FP17s for the same patient ID Re-attending between 3 & 9 months - Children	1,127	1,942	58.0%	56.0%	59.4%	58.3%
% of FP17s for the same patient ID Re-attending between 3 & 9 months - Adults	4,155	7,833	53.0%	49.0%	51.3%	50.3%
% of FP17s for Band 1 Urgent Courses	589	9,506	6.2%	8.6%	8.0%	9.1%
% of FP17s Relating to Free Repair or Replacements	187	9,506	2.0%	0.7%	0.8%	0.8%
% of FP17s Relating to Continuations	210	9,506	2.2%	0.9%	1.0%	1.0%
% of Patients satisfied with the dentistry they have received	13	13	100.0%	91.2%	91.7%	91.5%
% of Patients satisfied with the time they had to wait for an appointment	13	13	100.0%	88.7%	88.3%	87.9%

* This is based on patients treated on this contract for their most recent course of treatment. Figures in italics indicate the base number of FP17s or Patient Questionnaire responses are less than 100. N/A is shown where the base number of responses is less than 10 during the period. % is calculated as Quantity/Base number*100

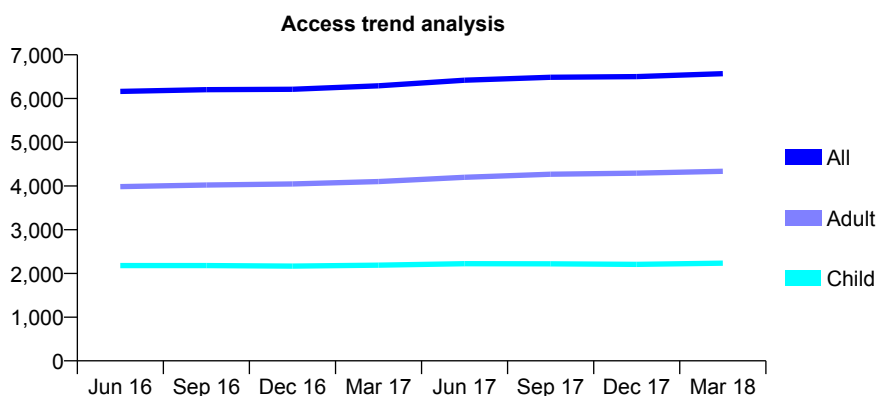
Q57 - Vital Signs At a Glance Contract Report for 357723/0001 - March 2018

Name or company name	MR AG LADVA
Contract type name	GDS Contract
Purpose of contract	General
Contract start date	01/04/2006
Contract end date	

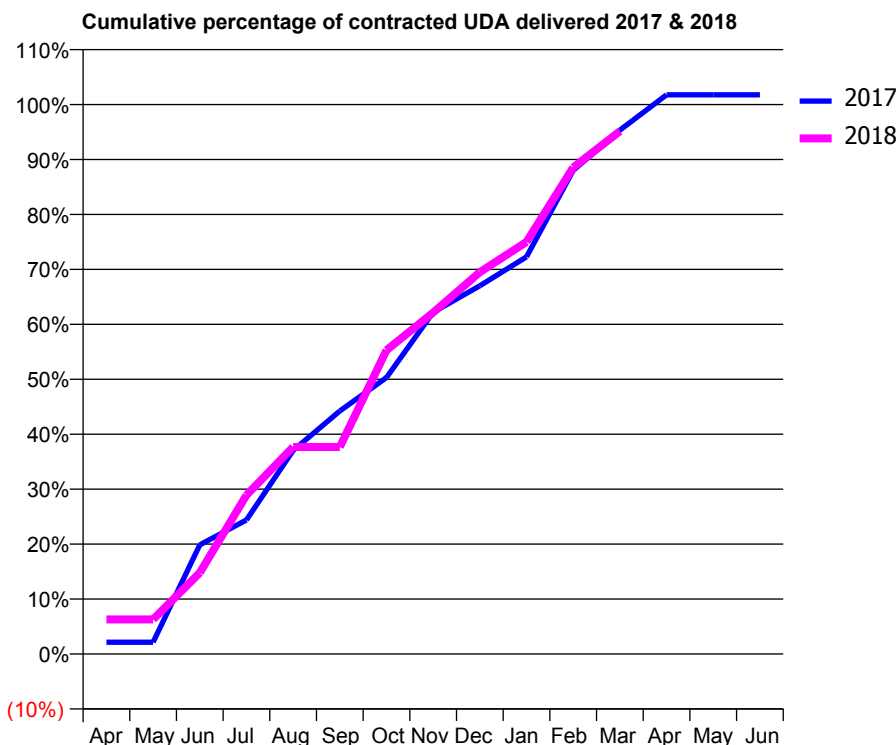
17/18 Contracted general activity (UDA)	13,311
Carry forward general activity (UDA)	-235
17/18 Contracted orthodontic activity (UOA)	0
Carry forward orthodontic activity (UOA)	0
Baseline contract value	£380,643.15

ACCESS*

Patients seen in 24 months	Total	Change since previous quarter
Quarter ending March 2017	6,291	
Quarter ending June 2017	6,419	↑
Quarter ending September 2017	6,487	→
Quarter ending December 2017	6,500	→
Quarter ending March 2018	6,569	→
Variance since March 2017	4.4%	↑



ACTIVITY



Month	Adjusted Scheduled Activity (UDA)	
	2017	2018
April	287	839
May	287	839
June	2,644	1,969
July	3,247	3,848
August	4,932	5,015
September	5,889	5,015
October	6,696	7,359
November	8,278	8,271
December	8,919	9,251
January	9,622	9,983
February	11,714	11,787
March	12,688	12,664
April	13,546	
May	13,546	
June	13,546	

QUALITY

	Quantity	Base Number	Contract	AT	Region	England
% of FP17s for the same patient ID Re-attending within 3 months - Children	161	3,111	5.2%	10.3%	11.6%	11.9%
% of FP17s for the same patient ID Re-attending within 3 months - Adults	519	5,210	10.0%	14.7%	15.4%	16.0%
% of FP17s for the same patient ID Re-attending between 3 & 9 months - Children	1,933	3,111	62.1%	56.0%	59.4%	58.3%
% of FP17s for the same patient ID Re-attending between 3 & 9 months - Adults	2,395	5,210	46.0%	49.0%	51.3%	50.3%
% of FP17s for Band 1 Urgent Courses	432	7,166	6.0%	8.6%	8.0%	9.1%
% of FP17s Relating to Free Repair or Replacements	15	7,166	0.2%	0.7%	0.8%	0.8%
% of FP17s Relating to Continuations	67	7,166	0.9%	0.9%	1.0%	1.0%
% of Patients satisfied with the dentistry they have received	6	7	N/A	91.2%	91.7%	91.5%
% of Patients satisfied with the time they had to wait for an appointment	7	7	N/A	88.7%	88.3%	87.9%

* This is based on patients treated on this contract for their most recent course of treatment. Figures in italics indicate the base number of FP17s or Patient Questionnaire responses are less than 100. N/A is shown where the base number of responses is less than 10 during the period. % is calculated as Quantity/Base number*100

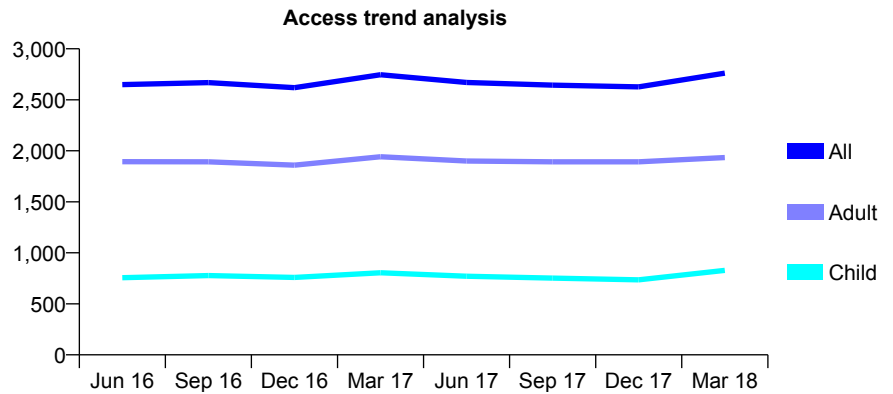
Q57 - Vital Signs At a Glance Contract Report for 358525/0001 - March 2018

Name or company name	MRS OM AROWOJOLU
Contract type name	GDS Contract
Purpose of contract	General
Contract start date	01/04/2006
Contract end date	

17/18 Contracted general activity (UDA)	6,800
Carry forward general activity (UDA)	-130
17/18 Contracted orthodontic activity (UOA)	0
Carry forward orthodontic activity (UOA)	0
Baseline contract value	£193,687.55

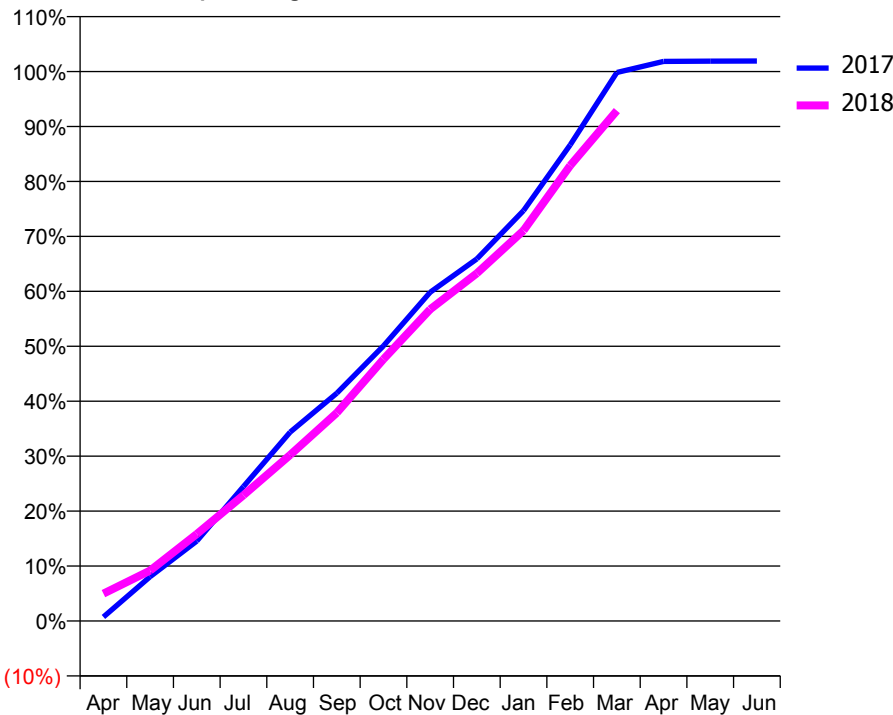
ACCESS*

Patients seen in 24 months	Total	Change since previous quarter
Quarter ending March 2017	2,746	
Quarter ending June 2017	2,670	↓
Quarter ending September 2017	2,644	→
Quarter ending December 2017	2,627	→
Quarter ending March 2018	2,762	↑
Variance since March 2017	0.6%	→



ACTIVITY

Cumulative percentage of contracted UDA delivered 2017 & 2018



Month	Adjusted Scheduled Activity (UDA)	
	2017	2018
April	50	339
May	548	624
June	989	1,076
July	1,664	1,558
August	2,338	2,056
September	2,820	2,577
October	3,406	3,240
November	4,068	3,857
December	4,482	4,303
January	5,078	4,832
February	5,892	5,637
March	6,788	6,316
April	6,925	
May	6,928	
June	6,930	

QUALITY

	Quantity	Base Number	Contract	AT	Region	England
% of FP17s for the same patient ID Re-attending within 3 months - Children	21	908	2.3%	10.3%	11.6%	11.9%
% of FP17s for the same patient ID Re-attending within 3 months - Adults	222	2,073	10.7%	14.7%	15.4%	16.0%
% of FP17s for the same patient ID Re-attending between 3 & 9 months - Children	371	908	40.9%	56.0%	59.4%	58.3%
% of FP17s for the same patient ID Re-attending between 3 & 9 months - Adults	941	2,073	45.4%	49.0%	51.3%	50.3%
% of FP17s for Band 1 Urgent Courses	126	2,931	4.3%	8.6%	8.0%	9.1%
% of FP17s Relating to Free Repair or Replacements	34	2,931	1.2%	0.7%	0.8%	0.8%
% of FP17s Relating to Continuations	44	2,931	1.5%	0.9%	1.0%	1.0%
% of Patients satisfied with the dentistry they have received	2	2	N/A	91.2%	91.7%	91.5%
% of Patients satisfied with the time they had to wait for an appointment	2	2	N/A	88.7%	88.3%	87.9%

* This is based on patients treated on this contract for their most recent course of treatment. Figures in italics indicate the base number of FP17s or Patient Questionnaire responses are less than 100. N/A is shown where the base number of responses is less than 10 during the period. % is calculated as Quantity/Base number*100

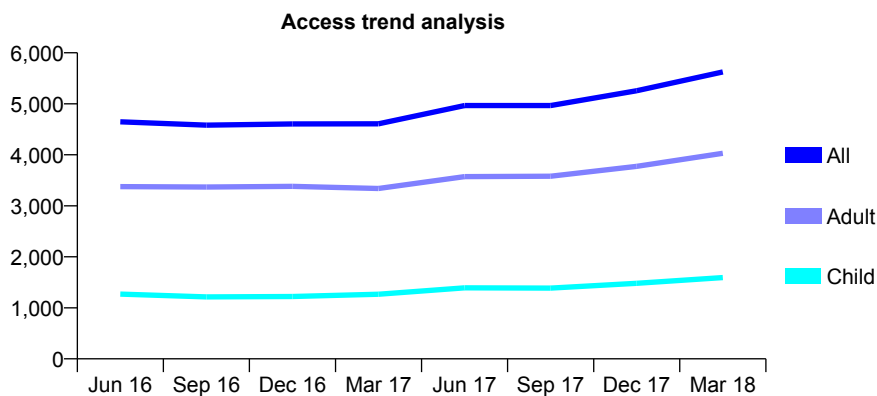
Q57 - Vital Signs At a Glance Contract Report for 359270/0002 - March 2018

Name or company name	MR AF RAI
Contract type name	GDS Contract
Purpose of contract	General
Contract start date	01/02/2009
Contract end date	

17/18 Contracted general activity (UDA)	12,000
Carry forward general activity (UDA)	99
17/18 Contracted orthodontic activity (UOA)	0
Carry forward orthodontic activity (UOA)	0
Baseline contract value	£291,792.85

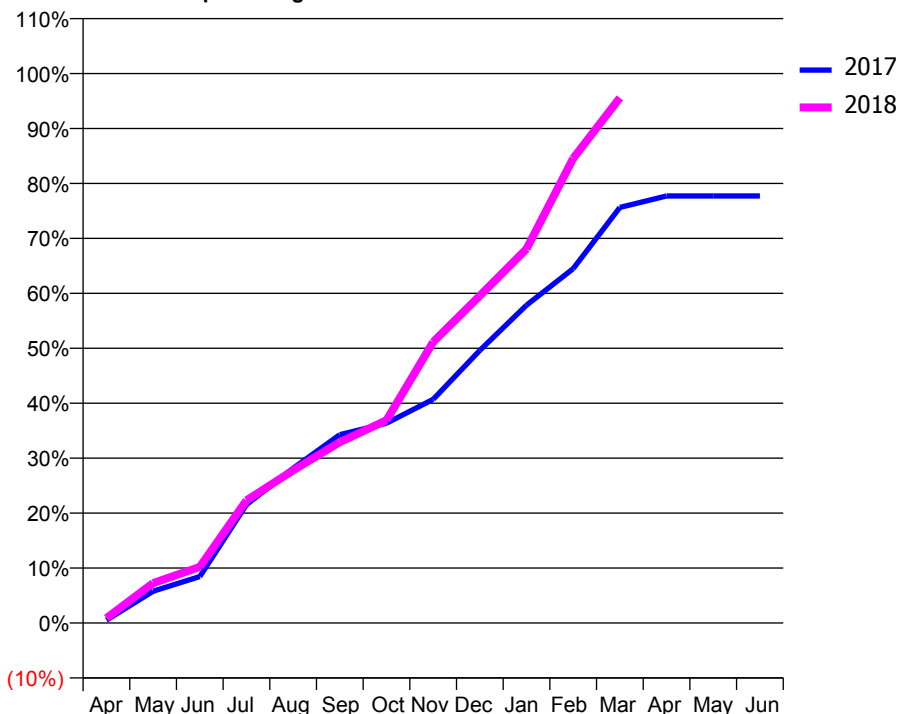
ACCESS*

Patients seen in 24 months	Total	Change since previous quarter
Quarter ending March 2017	4,607	
Quarter ending June 2017	4,966	↑
Quarter ending September 2017	4,966	→
Quarter ending December 2017	5,255	↑
Quarter ending March 2018	5,625	↑
Variance since March 2017	22.1%	↑



ACTIVITY

Cumulative percentage of contracted UDA delivered 2017 & 2018



Month	Adjusted Scheduled Activity (UDA)	
	2017	2018
April	64	106
May	694	873
June	1,015	1,225
July	2,584	2,676
August	3,379	3,333
September	4,114	3,951
October	4,363	4,428
November	4,884	6,138
December	5,954	7,148
January	6,940	8,170
February	7,740	10,148
March	9,074	11,469
April	9,326	
May	9,326	
June	9,326	

QUALITY

	Quantity	Base Number	Contract	AT	Region	England
% of FP17s for the same patient ID Re-attending within 3 months - Children	119	2,428	4.9%	10.3%	11.6%	11.9%
% of FP17s for the same patient ID Re-attending within 3 months - Adults	737	5,632	13.1%	14.7%	15.4%	16.0%
% of FP17s for the same patient ID Re-attending between 3 & 9 months - Children	1,029	2,428	42.4%	56.0%	59.4%	58.3%
% of FP17s for the same patient ID Re-attending between 3 & 9 months - Adults	2,164	5,632	38.4%	49.0%	51.3%	50.3%
% of FP17s for Band 1 Urgent Courses	771	6,486	11.9%	8.6%	8.0%	9.1%
% of FP17s Relating to Free Repair or Replacements	73	6,486	1.1%	0.7%	0.8%	0.8%
% of FP17s Relating to Continuations	72	6,486	1.1%	0.9%	1.0%	1.0%
% of Patients satisfied with the dentistry they have received	5	6	N/A	91.2%	91.7%	91.5%
% of Patients satisfied with the time they had to wait for an appointment	6	6	N/A	88.7%	88.3%	87.9%

* This is based on patients treated on this contract for their most recent course of treatment. Figures in italics indicate the base number of FP17s or Patient Questionnaire responses are less than 100. N/A is shown where the base number of responses is less than 10 during the period. % is calculated as Quantity/Base number*100

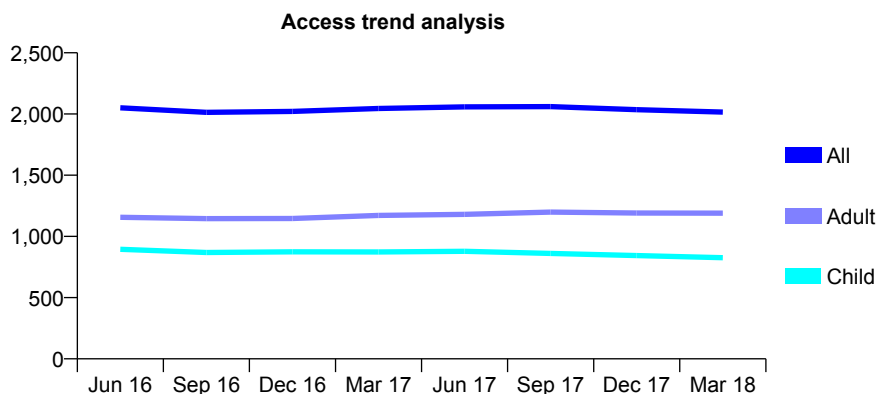
Q57 - Vital Signs At a Glance Contract Report for 366277/0001 - March 2018

Name or company name	MR SV SHAH
Contract type name	GDS Contract
Purpose of contract	General
Contract start date	01/02/2014
Contract end date	

17/18 Contracted general activity (UDA)	4,000
Carry forward general activity (UDA)	-80
17/18 Contracted orthodontic activity (UOA)	0
Carry forward orthodontic activity (UOA)	0
Baseline contract value	£102,140.67

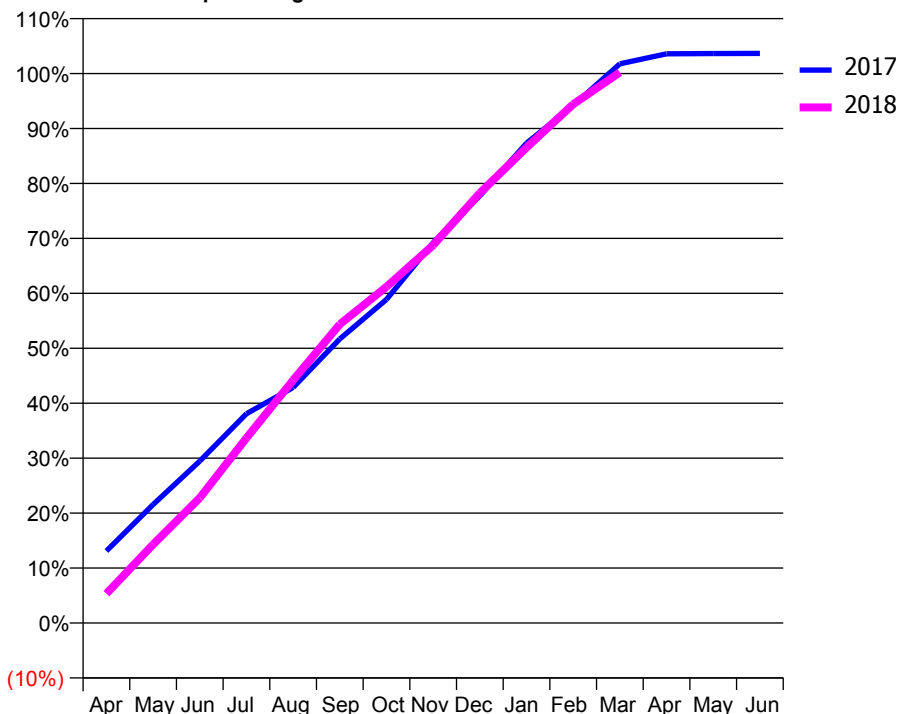
ACCESS*

Patients seen in 24 months	Total	Change since previous quarter
Quarter ending March 2017	2,045	
Quarter ending June 2017	2,058	→
Quarter ending September 2017	2,060	→
Quarter ending December 2017	2,035	↓
Quarter ending March 2018	2,016	→
Variance since March 2017	(1.4%)	↓



ACTIVITY

Cumulative percentage of contracted UDA delivered 2017 & 2018



Month	Adjusted Scheduled Activity (UDA)	
	2017	2018
April	525	214
May	863	572
June	1,179	911
July	1,524	1,347
August	1,715	1,768
September	2,068	2,175
October	2,355	2,448
November	2,769	2,750
December	3,109	3,130
January	3,493	3,461
February	3,768	3,777
March	4,071	4,009
April	4,144	
May	4,145	
June	4,146	

QUALITY

	Quantity	Base Number	Contract	AT	Region	England
% of FP17s for the same patient ID Re-attending within 3 months - Children	67	1,296	5.2%	10.3%	11.6%	11.9%
% of FP17s for the same patient ID Re-attending within 3 months - Adults	101	1,350	7.5%	14.7%	15.4%	16.0%
% of FP17s for the same patient ID Re-attending between 3 & 9 months - Children	793	1,296	61.2%	56.0%	59.4%	58.3%
% of FP17s for the same patient ID Re-attending between 3 & 9 months - Adults	702	1,350	52.0%	49.0%	51.3%	50.3%
% of FP17s for Band 1 Urgent Courses	98	2,609	3.8%	8.6%	8.0%	9.1%
% of FP17s Relating to Free Repair or Replacements	8	2,609	0.3%	0.7%	0.8%	0.8%
% of FP17s Relating to Continuations	4	2,609	0.2%	0.9%	1.0%	1.0%
% of Patients satisfied with the dentistry they have received	1	1	N/A	91.2%	91.7%	91.5%
% of Patients satisfied with the time they had to wait for an appointment	1	1	N/A	88.7%	88.3%	87.9%

* This is based on patients treated on this contract for their most recent course of treatment. Figures in italics indicate the base number of FP17s or Patient Questionnaire responses are less than 100. N/A is shown where the base number of responses is less than 10 during the period. % is calculated as Quantity/Base number*100

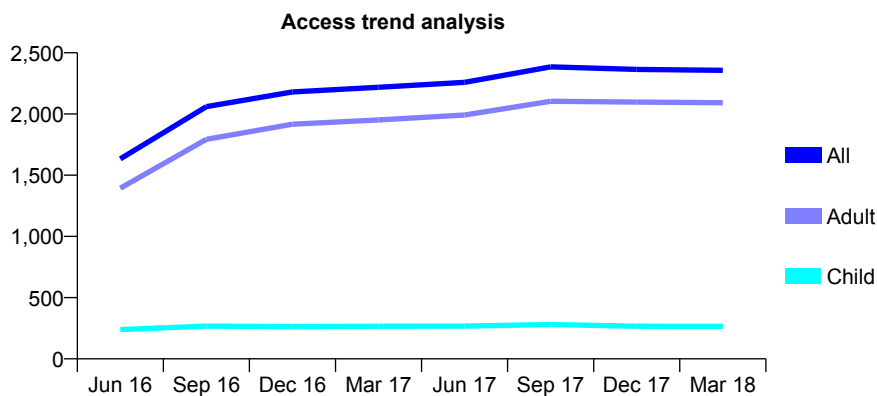
Q57 - Vital Signs At a Glance Contract Report for 398632/0001 - March 2018

Name or company name	MR R PATEL
Contract type name	GDS Contract
Purpose of contract	General
Contract start date	01/10/2015
Contract end date	

17/18 Contracted general activity (UDA)	8,384
Carry forward general activity (UDA)	0
17/18 Contracted orthodontic activity (UOA)	0
Carry forward orthodontic activity (UOA)	0
Baseline contract value	£189,320.25

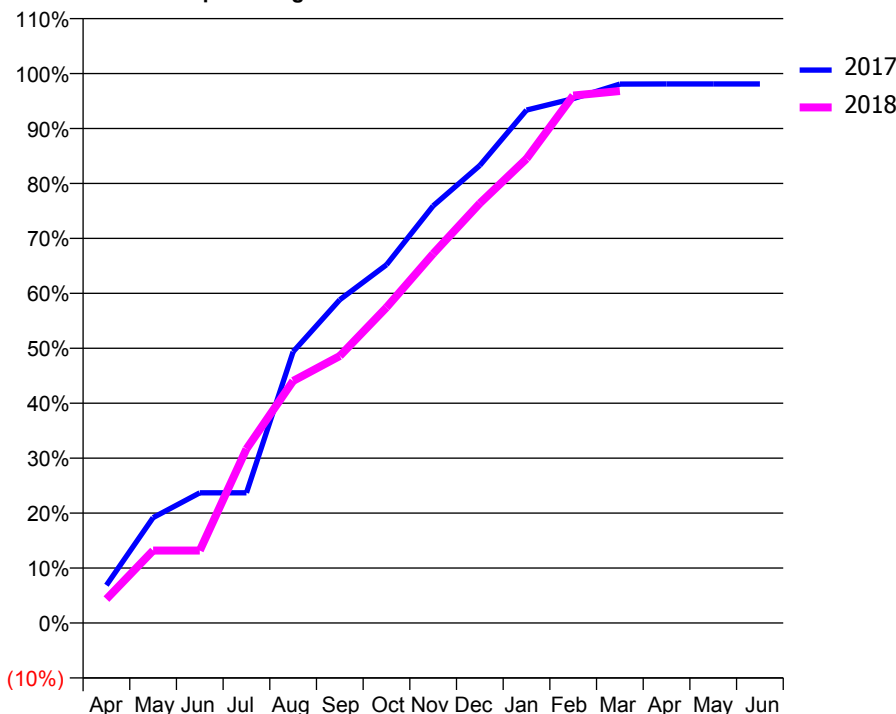
ACCESS*

Patients seen in 24 months	Total	Change since previous quarter
Quarter ending March 2017	2,218	
Quarter ending June 2017	2,259	→
Quarter ending September 2017	2,385	↑
Quarter ending December 2017	2,364	→
Quarter ending March 2018	2,357	→
Variance since March 2017	6.3%	↑



ACTIVITY

Cumulative percentage of contracted UDA delivered 2017 & 2018



Month	Adjusted Scheduled Activity (UDA)	
	2017	2018
April	576	366
May	1,609	1,107
June	1,987	1,107
July	1,987	2,656
August	4,139	3,694
September	4,933	4,075
October	5,465	4,815
November	6,364	5,635
December	6,981	6,404
January	7,827	7,083
February	8,002	8,048
March	8,222	8,117
April	8,225	
May	8,225	
June	8,225	

QUALITY

	Quantity	Base Number	Contract	AT	Region	England
% of FP17s for the same patient ID Re-attending within 3 months - Children	37	486	7.6%	10.3%	11.6%	11.9%
% of FP17s for the same patient ID Re-attending within 3 months - Adults	615	3,554	17.3%	14.7%	15.4%	16.0%
% of FP17s for the same patient ID Re-attending between 3 & 9 months - Children	357	486	73.5%	56.0%	59.4%	58.3%
% of FP17s for the same patient ID Re-attending between 3 & 9 months - Adults	2,017	3,554	56.8%	49.0%	51.3%	50.3%
% of FP17s for Band 1 Urgent Courses	421	4,039	10.4%	8.6%	8.0%	9.1%
% of FP17s Relating to Free Repair or Replacements	62	4,039	1.5%	0.7%	0.8%	0.8%
% of FP17s Relating to Continuations	74	4,039	1.8%	0.9%	1.0%	1.0%
% of Patients satisfied with the dentistry they have received	12	12	100.0%	91.2%	91.7%	91.5%
% of Patients satisfied with the time they had to wait for an appointment	12	12	100.0%	88.7%	88.3%	87.9%

* This is based on patients treated on this contract for their most recent course of treatment. Figures in italics indicate the base number of FP17s or Patient Questionnaire responses are less than 100. N/A is shown where the base number of responses is less than 10 during the period. % is calculated as Quantity/Base number*100

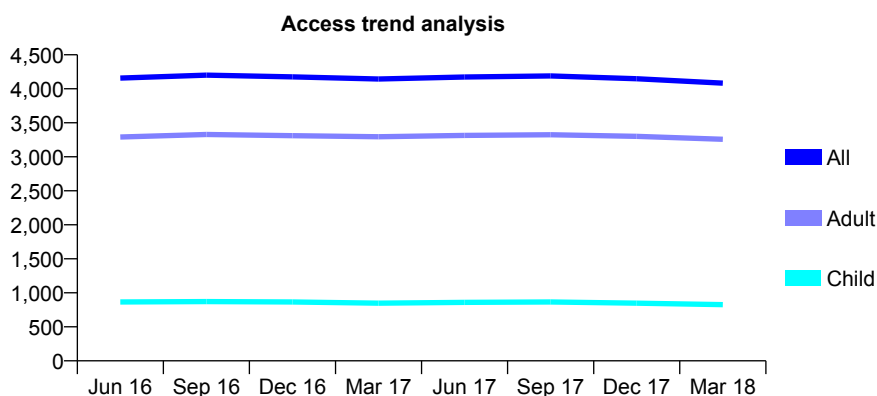
Q57 - Vital Signs At a Glance Contract Report for 567140/0001 - March 2018

Name or company name	MR SA NAJEFI
Contract type name	GDS Contract
Purpose of contract	General
Contract start date	01/04/2006
Contract end date	

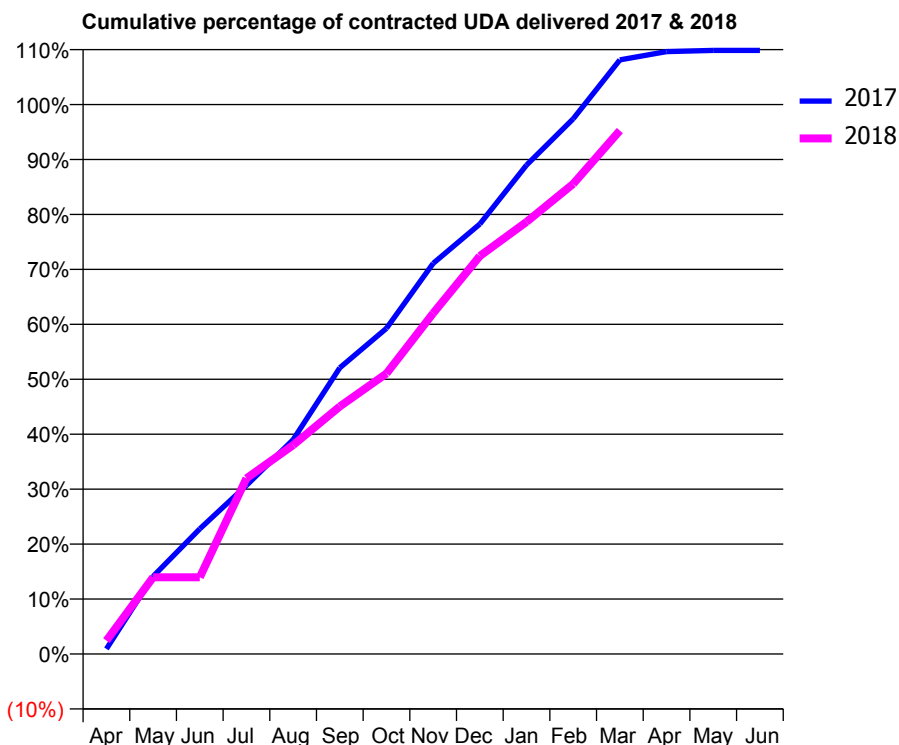
17/18 Contracted general activity (UDA)	10,836
Carry forward general activity (UDA)	-217
17/18 Contracted orthodontic activity (UOA)	0
Carry forward orthodontic activity (UOA)	0
Baseline contract value	£266,451.74

ACCESS*

Patients seen in 24 months	Total	Change since previous quarter
Quarter ending March 2017	4,144	
Quarter ending June 2017	4,173	→
Quarter ending September 2017	4,190	→
Quarter ending December 2017	4,149	→
Quarter ending March 2018	4,084	↓
Variance since March 2017	(1.4%)	↓



ACTIVITY



Month	Adjusted Scheduled Activity (UDA)	
	2017	2018
April	102	264
May	1,532	1,512
June	2,468	1,512
July	3,324	3,464
August	4,227	4,119
September	5,645	4,881
October	6,421	5,532
November	7,704	6,720
December	8,480	7,849
January	9,641	8,521
February	10,555	9,270
March	11,716	10,323
April	11,880	
May	11,904	
June	11,904	

QUALITY

	Quantity	Base Number	Contract	AT	Region	England
% of FP17s for the same patient ID Re-attending within 3 months - Children	115	1,300	8.8%	10.3%	11.6%	11.9%
% of FP17s for the same patient ID Re-attending within 3 months - Adults	792	5,175	15.3%	14.7%	15.4%	16.0%
% of FP17s for the same patient ID Re-attending between 3 & 9 months - Children	851	1,300	65.5%	56.0%	59.4%	58.3%
% of FP17s for the same patient ID Re-attending between 3 & 9 months - Adults	3,290	5,175	63.6%	49.0%	51.3%	50.3%
% of FP17s for Band 1 Urgent Courses	531	5,400	9.8%	8.6%	8.0%	9.1%
% of FP17s Relating to Free Repair or Replacements	30	5,400	0.6%	0.7%	0.8%	0.8%
% of FP17s Relating to Continuations	2	5,400	0.0%	0.9%	1.0%	1.0%
% of Patients satisfied with the dentistry they have received	4	4	N/A	91.2%	91.7%	91.5%
% of Patients satisfied with the time they had to wait for an appointment	4	4	N/A	88.7%	88.3%	87.9%

* This is based on patients treated on this contract for their most recent course of treatment. Figures in italics indicate the base number of FP17s or Patient Questionnaire responses are less than 100. N/A is shown where the base number of responses is less than 10 during the period. % is calculated as Quantity/Base number*100

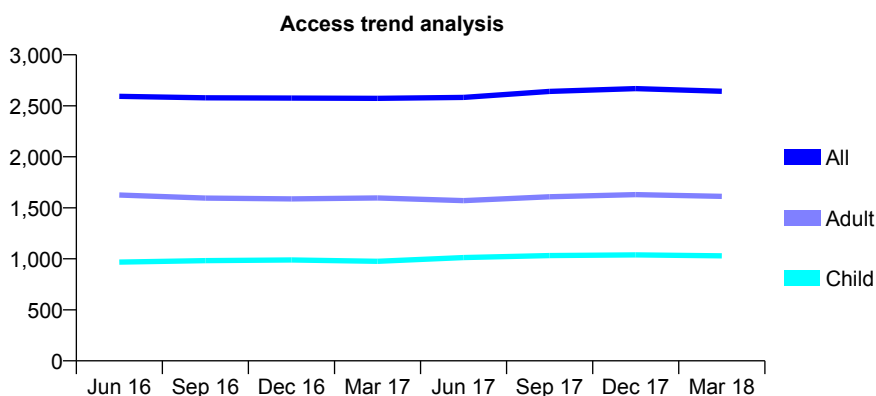
Q57 - Vital Signs At a Glance Contract Report for 570184/0001 - March 2018

Name or company name	MRS BI HELLYAR
Contract type name	GDS Contract
Purpose of contract	General
Contract start date	01/04/2006
Contract end date	

17/18 Contracted general activity (UDA)	7,174
Carry forward general activity (UDA)	-60
17/18 Contracted orthodontic activity (UOA)	0
Carry forward orthodontic activity (UOA)	0
Baseline contract value	£184,583.36

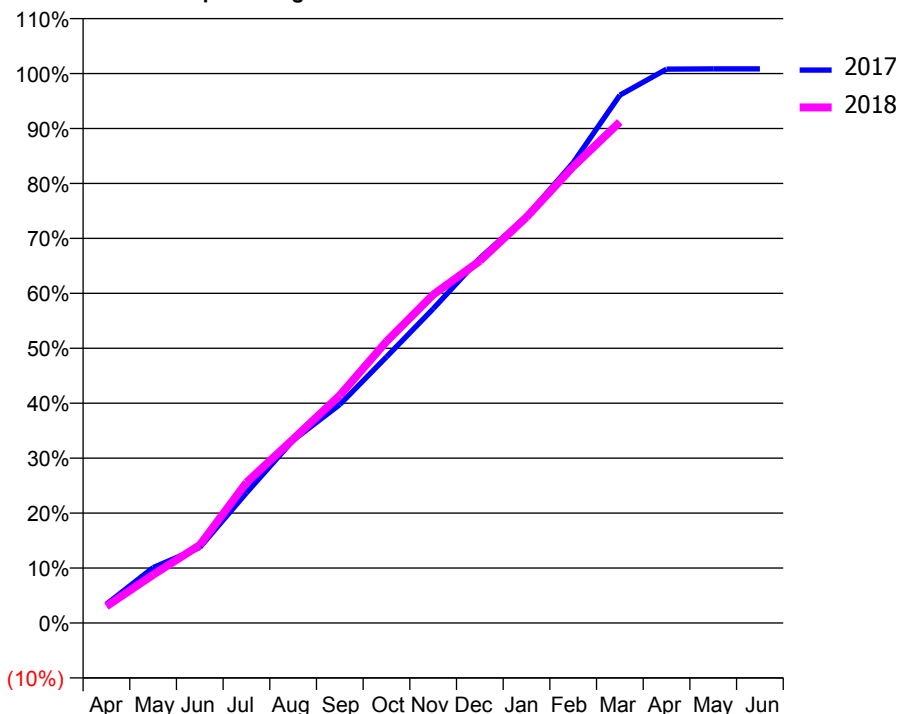
ACCESS*

Patients seen in 24 months	Total	Change since previous quarter
Quarter ending March 2017	2,573	
Quarter ending June 2017	2,582	→
Quarter ending September 2017	2,641	↑
Quarter ending December 2017	2,669	→
Quarter ending March 2018	2,642	↓
Variance since March 2017	2.7%	↑



ACTIVITY

Cumulative percentage of contracted UDA delivered 2017 & 2018



Month	Adjusted Scheduled Activity (UDA)	
	2017	2018
April	246	219
May	723	629
June	986	1,017
July	1,699	1,834
August	2,386	2,401
September	2,853	2,972
October	3,473	3,675
November	4,103	4,287
December	4,762	4,728
January	5,309	5,299
February	6,011	5,958
March	6,891	6,542
April	7,231	
May	7,234	
June	7,234	

QUALITY

	Quantity	Base Number	Contract	AT	Region	England
% of FP17s for the same patient ID Re-attending within 3 months - Children	104	1,127	9.2%	10.3%	11.6%	11.9%
% of FP17s for the same patient ID Re-attending within 3 months - Adults	323	2,050	15.8%	14.7%	15.4%	16.0%
% of FP17s for the same patient ID Re-attending between 3 & 9 months - Children	408	1,127	36.2%	56.0%	59.4%	58.3%
% of FP17s for the same patient ID Re-attending between 3 & 9 months - Adults	884	2,050	43.1%	49.0%	51.3%	50.3%
% of FP17s for Band 1 Urgent Courses	510	3,075	16.6%	8.6%	8.0%	9.1%
% of FP17s Relating to Free Repair or Replacements	29	3,075	0.9%	0.7%	0.8%	0.8%
% of FP17s Relating to Continuations	66	3,075	2.1%	0.9%	1.0%	1.0%
% of Patients satisfied with the dentistry they have received	2	2	N/A	91.2%	91.7%	91.5%
% of Patients satisfied with the time they had to wait for an appointment	2	2	N/A	88.7%	88.3%	87.9%

* This is based on patients treated on this contract for their most recent course of treatment. Figures in italics indicate the base number of FP17s or Patient Questionnaire responses are less than 100. N/A is shown where the base number of responses is less than 10 during the period. % is calculated as Quantity/Base number*100

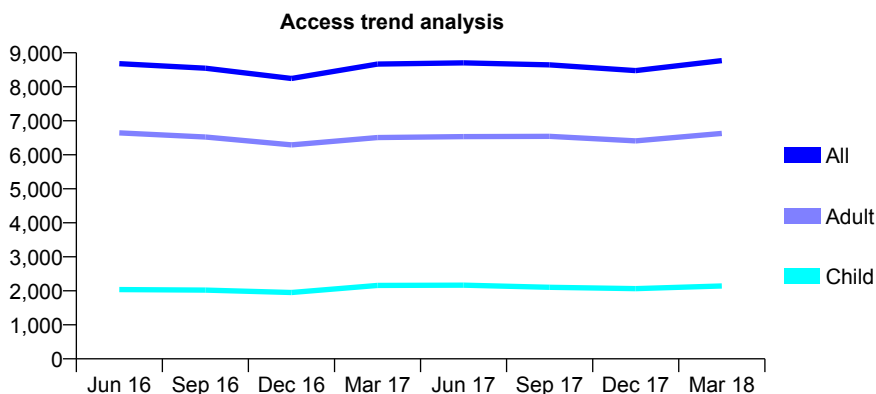
Q57 - Vital Signs At a Glance Contract Report for 573310/0001 - March 2018

Name or company name	MR R PRASHAR
Contract type name	GDS Contract
Purpose of contract	General
Contract start date	01/04/2006
Contract end date	

17/18 Contracted general activity (UDA)	22,381
Carry forward general activity (UDA)	34
17/18 Contracted orthodontic activity (UOA)	0
Carry forward orthodontic activity (UOA)	0
Baseline contract value	£596,671.76

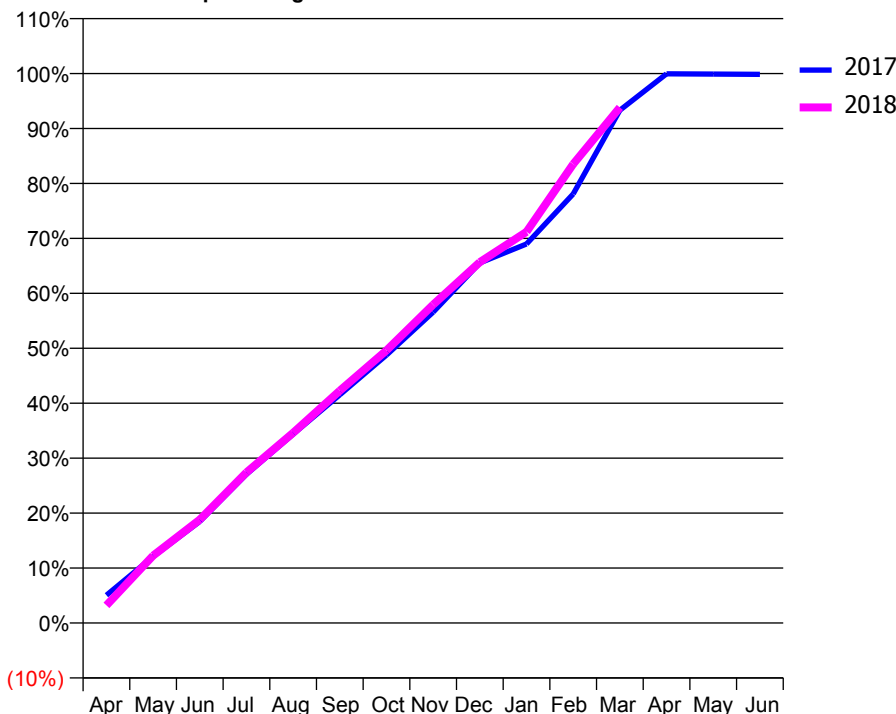
ACCESS*

Patients seen in 24 months	Total	Change since previous quarter
Quarter ending March 2017	8,668	
Quarter ending June 2017	8,705	→
Quarter ending September 2017	8,644	→
Quarter ending December 2017	8,476	↓
Quarter ending March 2018	8,772	↑
Variance since March 2017	1.2%	→



ACTIVITY

Cumulative percentage of contracted UDA delivered 2017 & 2018



Month	Adjusted Scheduled Activity (UDA)	
	2017	2018
April	1,134	721
May	2,709	2,747
June	4,138	4,212
July	6,056	6,134
August	7,693	7,748
September	9,297	9,464
October	10,913	11,102
November	12,661	12,968
December	14,669	14,697
January	15,440	15,931
February	17,473	18,692
March	20,887	21,000
April	22,371	
May	22,358	
June	22,347	

QUALITY

	Quantity	Base Number	Contract	AT	Region	England
% of FP17s for the same patient ID Re-attending within 3 months - Children	253	2,894	8.7%	10.3%	11.6%	11.9%
% of FP17s for the same patient ID Re-attending within 3 months - Adults	1,508	8,362	18.0%	14.7%	15.4%	16.0%
% of FP17s for the same patient ID Re-attending between 3 & 9 months - Children	1,564	2,894	54.0%	56.0%	59.4%	58.3%
% of FP17s for the same patient ID Re-attending between 3 & 9 months - Adults	3,371	8,362	40.3%	49.0%	51.3%	50.3%
% of FP17s for Band 1 Urgent Courses	2,119	10,766	19.7%	8.6%	8.0%	9.1%
% of FP17s Relating to Free Repair or Replacements	40	10,766	0.4%	0.7%	0.8%	0.8%
% of FP17s Relating to Continuations	41	10,766	0.4%	0.9%	1.0%	1.0%
% of Patients satisfied with the dentistry they have received	5	7	N/A	91.2%	91.7%	91.5%
% of Patients satisfied with the time they had to wait for an appointment	5	7	N/A	88.7%	88.3%	87.9%

* This is based on patients treated on this contract for their most recent course of treatment. Figures in italics indicate the base number of FP17s or Patient Questionnaire responses are less than 100. N/A is shown where the base number of responses is less than 10 during the period. % is calculated as Quantity/Base number*100

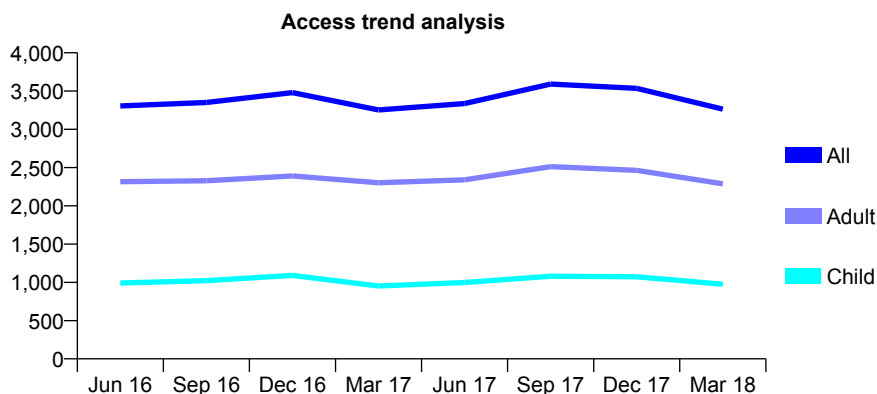
Q57 - Vital Signs At a Glance Contract Report for 573310/0003 - March 2018

Name or company name	MR R PRASHAR
Contract type name	GDS Contract
Purpose of contract	General
Contract start date	01/07/2009
Contract end date	

17/18 Contracted general activity (UDA)	7,000
Carry forward general activity (UDA)	-1
17/18 Contracted orthodontic activity (UOA)	0
Carry forward orthodontic activity (UOA)	0
Baseline contract value	£183,241.06

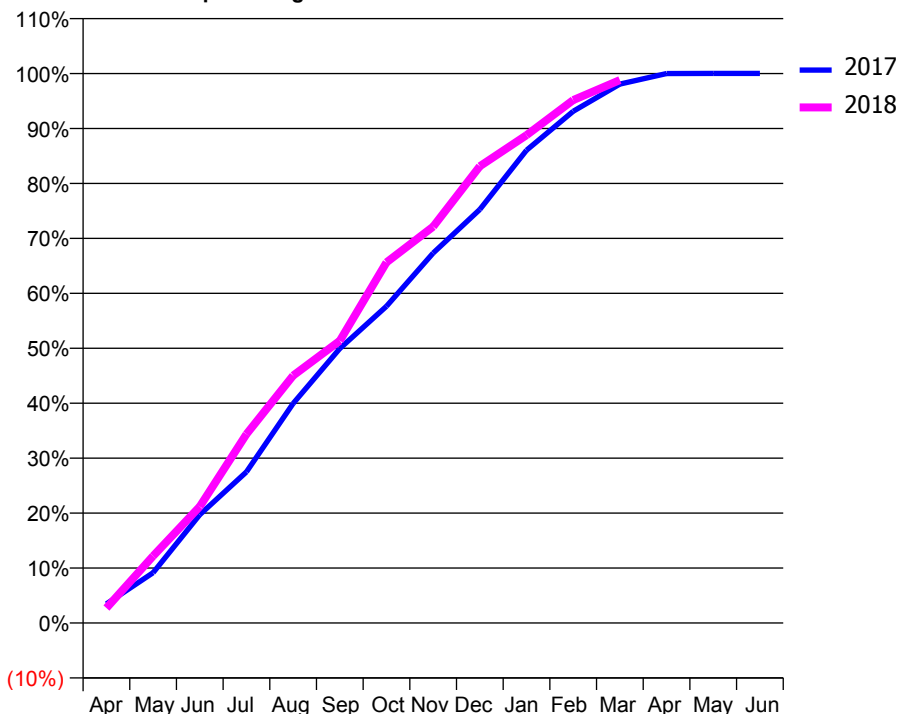
ACCESS*

Patients seen in 24 months	Total	Change since previous quarter
Quarter ending March 2017	3,253	
Quarter ending June 2017	3,337	↑
Quarter ending September 2017	3,591	↑
Quarter ending December 2017	3,536	↓
Quarter ending March 2018	3,263	↓
Variance since March 2017	0.3%	→



ACTIVITY

Cumulative percentage of contracted UDA delivered 2017 & 2018



Month	Adjusted Scheduled Activity (UDA)	
	2017	2018
April	244	191
May	641	853
June	1,381	1,483
July	1,926	2,407
August	2,797	3,152
September	3,497	3,596
October	4,035	4,594
November	4,712	5,049
December	5,268	5,820
January	6,022	6,215
February	6,518	6,661
March	6,865	6,915
April	7,000	
May	7,001	
June	7,001	

QUALITY

	Quantity	Base Number	Contract	AT	Region	England
% of FP17s for the same patient ID Re-attending within 3 months - Children	82	1,236	6.6%	10.3%	11.6%	11.9%
% of FP17s for the same patient ID Re-attending within 3 months - Adults	360	2,582	13.9%	14.7%	15.4%	16.0%
% of FP17s for the same patient ID Re-attending between 3 & 9 months - Children	531	1,236	43.0%	56.0%	59.4%	58.3%
% of FP17s for the same patient ID Re-attending between 3 & 9 months - Adults	848	2,582	32.8%	49.0%	51.3%	50.3%
% of FP17s for Band 1 Urgent Courses	597	3,767	15.8%	8.6%	8.0%	9.1%
% of FP17s Relating to Free Repair or Replacements	4	3,767	0.1%	0.7%	0.8%	0.8%
% of FP17s Relating to Continuations	7	3,767	0.2%	0.9%	1.0%	1.0%
% of Patients satisfied with the dentistry they have received	2	3	N/A	91.2%	91.7%	91.5%
% of Patients satisfied with the time they had to wait for an appointment	2	3	N/A	88.7%	88.3%	87.9%

* This is based on patients treated on this contract for their most recent course of treatment. Figures in italics indicate the base number of FP17s or Patient Questionnaire responses are less than 100. N/A is shown where the base number of responses is less than 10 during the period. % is calculated as Quantity/Base number*100

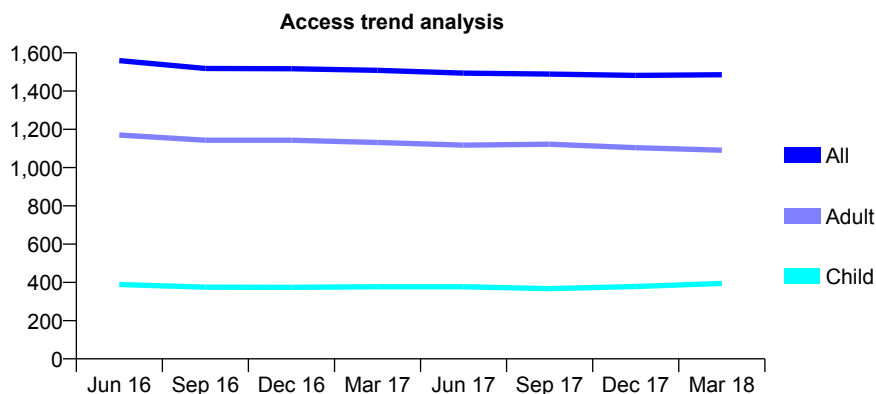
Q57 - Vital Signs At a Glance Contract Report for 574732/0002 - March 2018

Name or company name	MR B LILADHAR
Contract type name	GDS Contract
Purpose of contract	General
Contract start date	01/04/2006
Contract end date	

17/18 Contracted general activity (UDA)	4,500
Carry forward general activity (UDA)	1
17/18 Contracted orthodontic activity (UOA)	0
Carry forward orthodontic activity (UOA)	0
Baseline contract value	£125,635.45

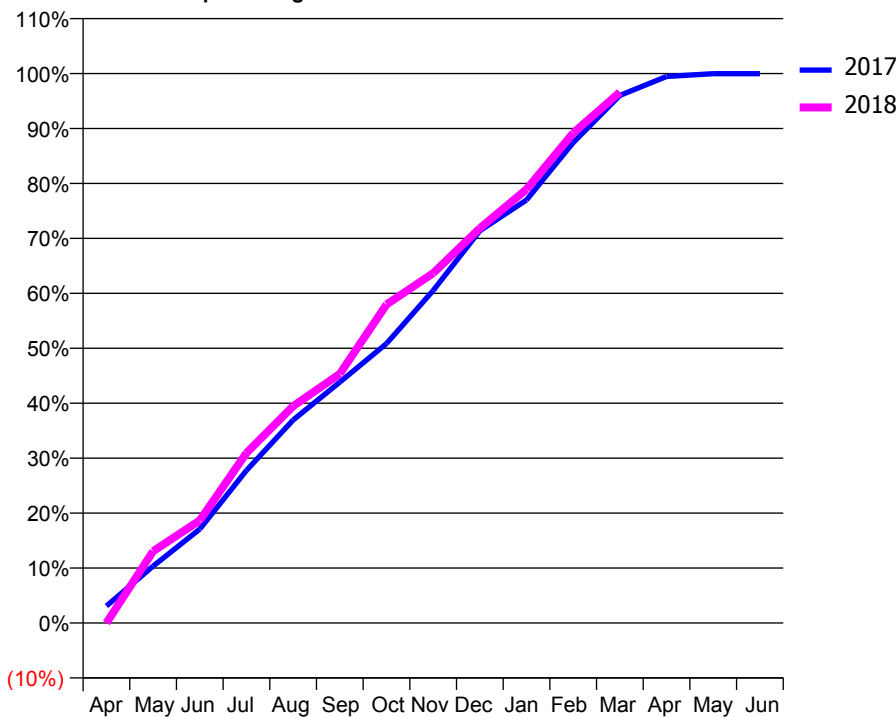
ACCESS*

Patients seen in 24 months	Total	Change since previous quarter
Quarter ending March 2017	1,508	
Quarter ending June 2017	1,494	→
Quarter ending September 2017	1,489	→
Quarter ending December 2017	1,482	→
Quarter ending March 2018	1,485	→
Variance since March 2017	(1.5%)	↓



ACTIVITY

Cumulative percentage of contracted UDA delivered 2017 & 2018



Month	Adjusted Scheduled Activity (UDA)	
	2017	2018
April	139	-1
May	466	588
June	769	840
July	1,250	1,393
August	1,663	1,776
September	1,973	2,041
October	2,289	2,608
November	2,723	2,865
December	3,212	3,233
January	3,464	3,552
February	3,934	4,013
March	4,321	4,346
April	4,476	
May	4,499	
June	4,499	

QUALITY

	Quantity	Base Number	Contract	AT	Region	England
% of FP17s for the same patient ID Re-attending within 3 months - Children	52	604	8.6%	10.3%	11.6%	11.9%
% of FP17s for the same patient ID Re-attending within 3 months - Adults	183	1,565	11.7%	14.7%	15.4%	16.0%
% of FP17s for the same patient ID Re-attending between 3 & 9 months - Children	391	604	64.7%	56.0%	59.4%	58.3%
% of FP17s for the same patient ID Re-attending between 3 & 9 months - Adults	953	1,565	60.9%	49.0%	51.3%	50.3%
% of FP17s for Band 1 Urgent Courses	81	2,098	3.9%	8.6%	8.0%	9.1%
% of FP17s Relating to Free Repair or Replacements	27	2,098	1.3%	0.7%	0.8%	0.8%
% of FP17s Relating to Continuations	11	2,098	0.5%	0.9%	1.0%	1.0%
% of Patients satisfied with the dentistry they have received	3	3	N/A	91.2%	91.7%	91.5%
% of Patients satisfied with the time they had to wait for an appointment	3	3	N/A	88.7%	88.3%	87.9%

* This is based on patients treated on this contract for their most recent course of treatment. Figures in italics indicate the base number of FP17s or Patient Questionnaire responses are less than 100. N/A is shown where the base number of responses is less than 10 during the period. % is calculated as Quantity/Base number*100

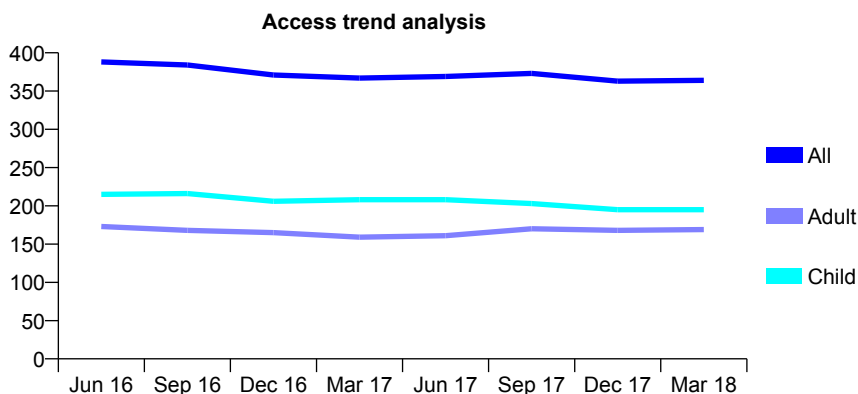
Q57 - Vital Signs At a Glance Contract Report for 575305/0001 - March 2018

Name or company name	MR AA JALEEL
Contract type name	GDS Contract
Purpose of contract	General
Contract start date	01/04/2006
Contract end date	

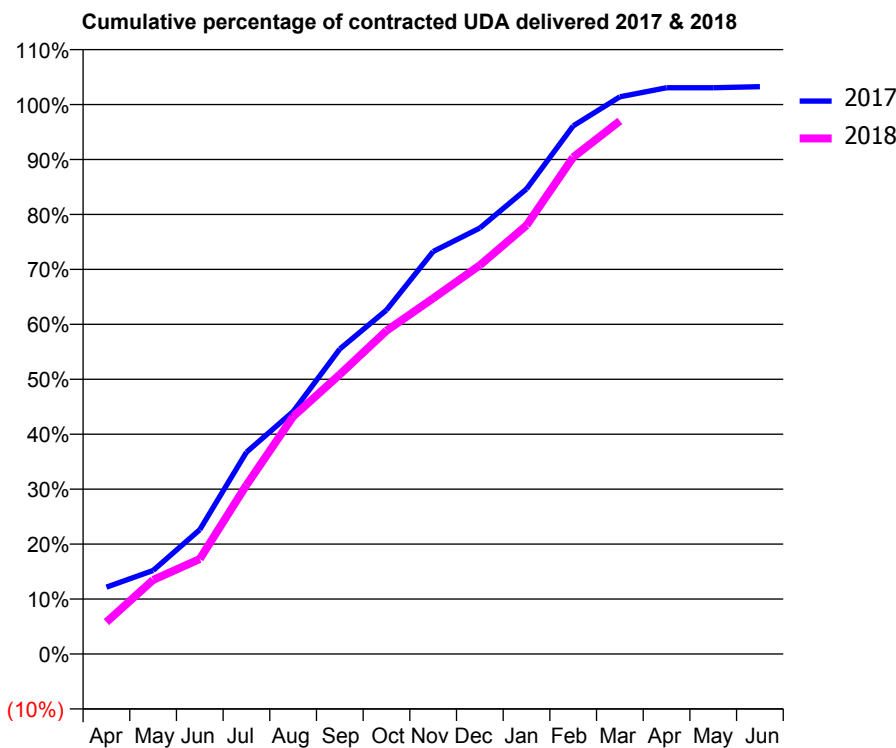
17/18 Contracted general activity (UDA)	500
Carry forward general activity (UDA)	-10
17/18 Contracted orthodontic activity (UOA)	0
Carry forward orthodontic activity (UOA)	0
Baseline contract value	£16,585.74

ACCESS*

Patients seen in 24 months	Total	Change since previous quarter
Quarter ending March 2017	367	
Quarter ending June 2017	369	→
Quarter ending September 2017	373	→
Quarter ending December 2017	363	↓
Quarter ending March 2018	364	→
Variance since March 2017	(0.8%)	→



ACTIVITY



Month	Adjusted Scheduled Activity (UDA)	
	2017	2018
April	61	29
May	76	67
June	113	86
July	184	154
August	221	216
September	278	254
October	313	294
November	366	324
December	388	354
January	423	390
February	481	452
March	507	485
April	515	
May	515	
June	516	

QUALITY

	Quantity	Base Number	Contract	AT	Region	England
% of FP17s for the same patient ID Re-attending within 3 months - Children	7	216	3.2%	10.3%	11.6%	11.9%
% of FP17s for the same patient ID Re-attending within 3 months - Adults	8	141	5.7%	14.7%	15.4%	16.0%
% of FP17s for the same patient ID Re-attending between 3 & 9 months - Children	55	216	25.5%	56.0%	59.4%	58.3%
% of FP17s for the same patient ID Re-attending between 3 & 9 months - Adults	41	141	29.1%	49.0%	51.3%	50.3%
% of FP17s for Band 1 Urgent Courses	15	349	4.3%	8.6%	8.0%	9.1%
% of FP17s Relating to Free Repair or Replacements	0	349	0.0%	0.7%	0.8%	0.8%
% of FP17s Relating to Continuations	0	349	0.0%	0.9%	1.0%	1.0%
% of Patients satisfied with the dentistry they have received	0	0	N/A	91.2%	91.7%	91.5%
% of Patients satisfied with the time they had to wait for an appointment	0	0	N/A	88.7%	88.3%	87.9%

* This is based on patients treated on this contract for their most recent course of treatment. Figures in italics indicate the base number of FP17s or Patient Questionnaire responses are less than 100. N/A is shown where the base number of responses is less than 10 during the period. % is calculated as Quantity/Base number*100

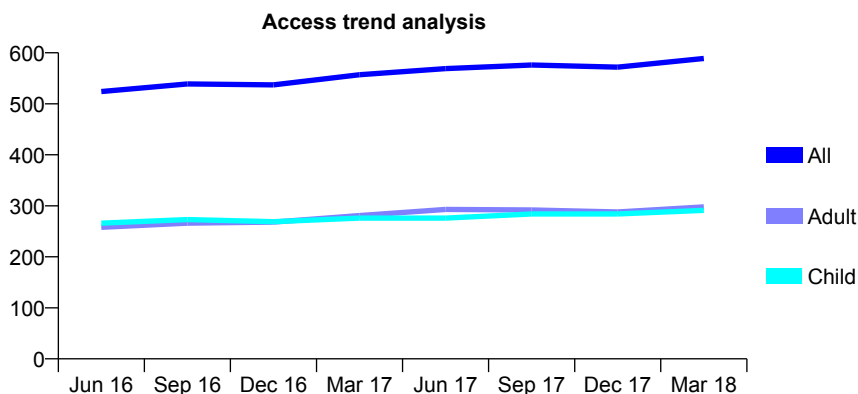
Q57 - Vital Signs At a Glance Contract Report for 577987/0002 - March 2018

Name or company name	MR K SHETH
Contract type name	GDS Contract
Purpose of contract	General
Contract start date	01/05/2007
Contract end date	

17/18 Contracted general activity (UDA)	1,700
Carry forward general activity (UDA)	0
17/18 Contracted orthodontic activity (UOA)	0
Carry forward orthodontic activity (UOA)	0
Baseline contract value	£48,785.34

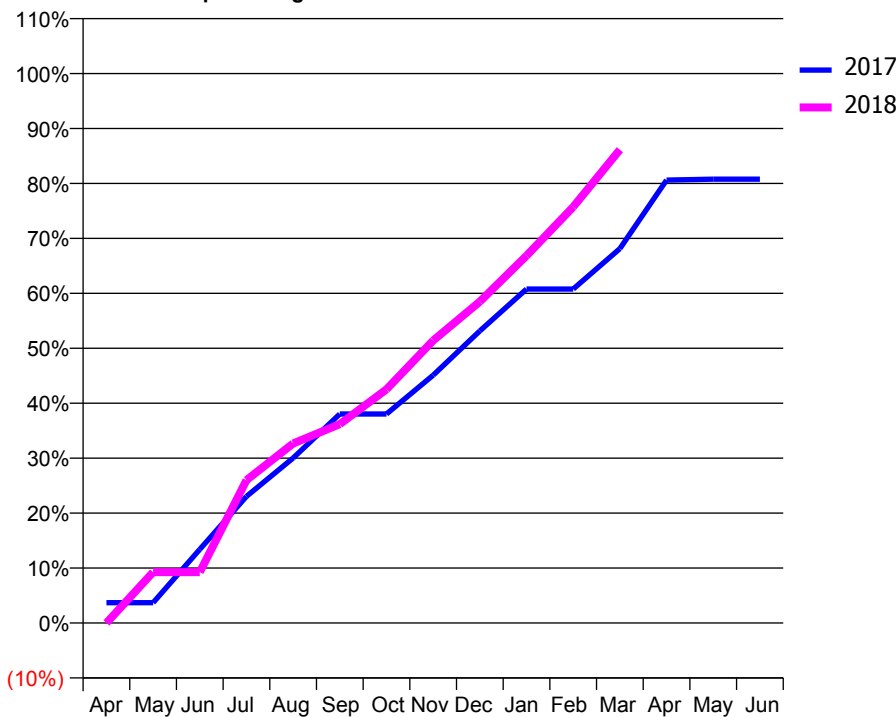
ACCESS*

Patients seen in 24 months	Total	Change since previous quarter
Quarter ending March 2017	557	
Quarter ending June 2017	569	↑
Quarter ending September 2017	576	→
Quarter ending December 2017	572	→
Quarter ending March 2018	589	↑
Variance since March 2017	5.7%	↑



ACTIVITY

Cumulative percentage of contracted UDA delivered 2017 & 2018



Month	Adjusted Scheduled Activity (UDA)	
	2017	2018
April	63	0
May	63	157
June	228	157
July	392	442
August	510	555
September	647	615
October	647	723
November	767	874
December	904	994
January	1,033	1,136
February	1,033	1,287
March	1,158	1,464
April	1,370	
May	1,373	
June	1,373	

QUALITY

	Quantity	Base Number	Contract	AT	Region	England
% of FP17s for the same patient ID Re-attending within 3 months - Children	45	447	10.1%	10.3%	11.6%	11.9%
% of FP17s for the same patient ID Re-attending within 3 months - Adults	72	391	18.4%	14.7%	15.4%	16.0%
% of FP17s for the same patient ID Re-attending between 3 & 9 months - Children	214	447	47.9%	56.0%	59.4%	58.3%
% of FP17s for the same patient ID Re-attending between 3 & 9 months - Adults	135	391	34.5%	49.0%	51.3%	50.3%
% of FP17s for Band 1 Urgent Courses	66	728	9.1%	8.6%	8.0%	9.1%
% of FP17s Relating to Free Repair or Replacements	5	728	0.7%	0.7%	0.8%	0.8%
% of FP17s Relating to Continuations	15	728	2.1%	0.9%	1.0%	1.0%
% of Patients satisfied with the dentistry they have received	0	1	N/A	91.2%	91.7%	91.5%
% of Patients satisfied with the time they had to wait for an appointment	1	1	N/A	88.7%	88.3%	87.9%

* This is based on patients treated on this contract for their most recent course of treatment. Figures in italics indicate the base number of FP17s or Patient Questionnaire responses are less than 100. N/A is shown where the base number of responses is less than 10 during the period. % is calculated as Quantity/Base number*100

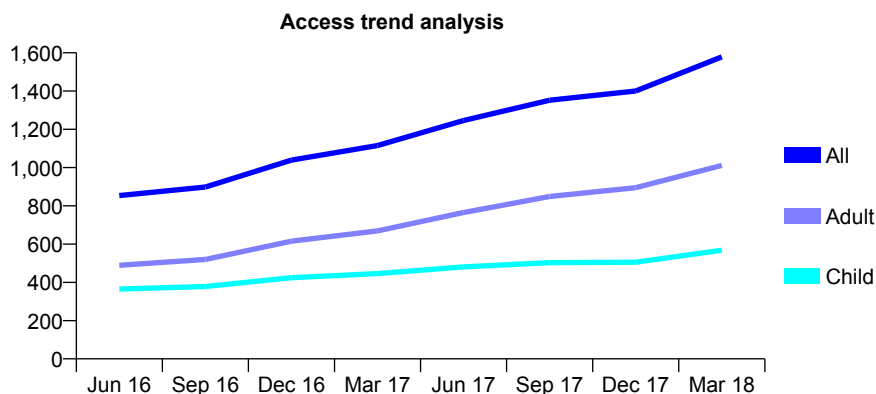
Q57 - Vital Signs At a Glance Contract Report for 616001/0001 - March 2018

Name or company name	MRS P SHARMA
Contract type name	GDS Contract
Purpose of contract	General
Contract start date	01/11/2014
Contract end date	

17/18 Contracted general activity (UDA)	2,738
Carry forward general activity (UDA)	-55
17/18 Contracted orthodontic activity (UOA)	0
Carry forward orthodontic activity (UOA)	0
Baseline contract value	£66,709.81

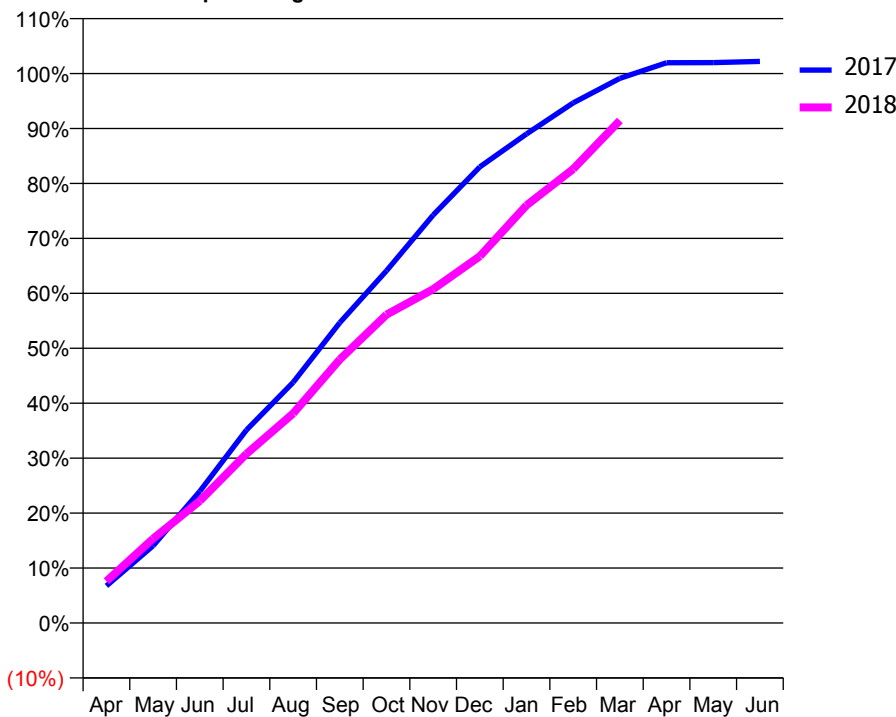
ACCESS*

Patients seen in 24 months	Total	Change since previous quarter
Quarter ending March 2017	1,115	
Quarter ending June 2017	1,246	↑
Quarter ending September 2017	1,352	↑
Quarter ending December 2017	1,400	↑
Quarter ending March 2018	1,579	↑
Variance since March 2017	41.6%	↑



ACTIVITY

Cumulative percentage of contracted UDA delivered 2017 & 2018



Month	Adjusted Scheduled Activity (UDA)	
	2017	2018
April	185	208
May	385	420
June	656	608
July	962	843
August	1,199	1,044
September	1,497	1,313
October	1,755	1,537
November	2,033	1,663
December	2,273	1,827
January	2,437	2,081
February	2,592	2,262
March	2,714	2,504
April	2,792	
May	2,792	
June	2,798	

QUALITY

	Quantity	Base Number	Contract	AT	Region	England
% of FP17s for the same patient ID Re-attending within 3 months - Children	45	845	5.3%	10.3%	11.6%	11.9%
% of FP17s for the same patient ID Re-attending within 3 months - Adults	123	1,266	9.7%	14.7%	15.4%	16.0%
% of FP17s for the same patient ID Re-attending between 3 & 9 months - Children	479	845	56.7%	56.0%	59.4%	58.3%
% of FP17s for the same patient ID Re-attending between 3 & 9 months - Adults	586	1,266	46.3%	49.0%	51.3%	50.3%
% of FP17s for Band 1 Urgent Courses	122	1,218	10.0%	8.6%	8.0%	9.1%
% of FP17s Relating to Free Repair or Replacements	2	1,218	0.2%	0.7%	0.8%	0.8%
% of FP17s Relating to Continuations	1	1,218	0.1%	0.9%	1.0%	1.0%
% of Patients satisfied with the dentistry they have received	2	2	N/A	91.2%	91.7%	91.5%
% of Patients satisfied with the time they had to wait for an appointment	2	2	N/A	88.7%	88.3%	87.9%

* This is based on patients treated on this contract for their most recent course of treatment. Figures in italics indicate the base number of FP17s or Patient Questionnaire responses are less than 100. N/A is shown where the base number of responses is less than 10 during the period. % is calculated as Quantity/Base number*100

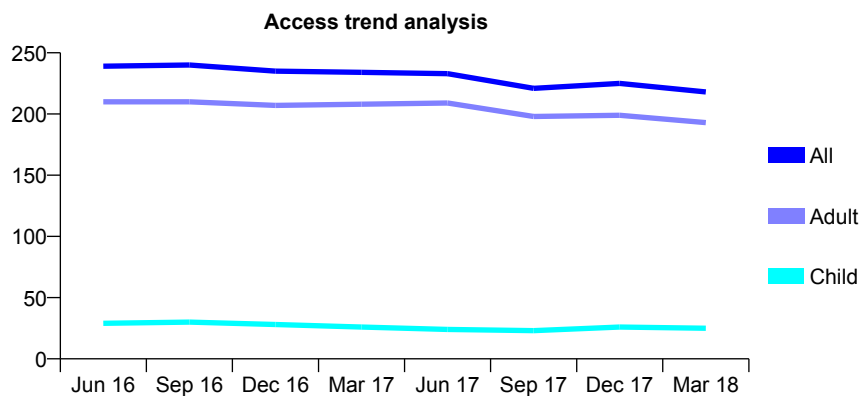
Q57 - Vital Signs At a Glance Contract Report for 618683/0001 - March 2018

Name or company name	Papineni Dental Practice
Contract type name	GDS Contract
Purpose of contract	General
Contract start date	01/04/2006
Contract end date	

17/18 Contracted general activity (UDA)	600
Carry forward general activity (UDA)	0
17/18 Contracted orthodontic activity (UOA)	0
Carry forward orthodontic activity (UOA)	0
Baseline contract value	£12,933.71

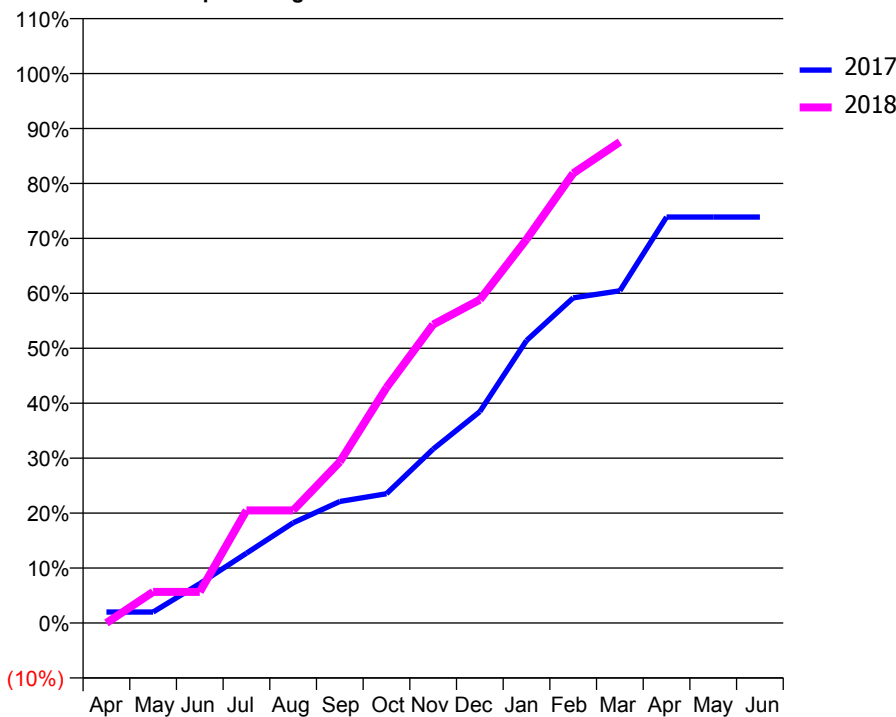
ACCESS*

Patients seen in 24 months	Total	Change since previous quarter
Quarter ending March 2017	234	
Quarter ending June 2017	233	→
Quarter ending September 2017	221	↓
Quarter ending December 2017	225	→
Quarter ending March 2018	218	↓
Variance since March 2017	(6.8%)	↓



ACTIVITY

Cumulative percentage of contracted UDA delivered 2017 & 2018



Month	Adjusted Scheduled Activity (UDA)	
	2017	2018
April	17	0
May	17	34
June	61	34
July	108	123
August	155	123
September	188	176
October	200	257
November	269	326
December	327	353
January	437	419
February	503	491
March	514	525
April	628	-
May	628	-
June	628	-

QUALITY

	Quantity	Base Number	Contract	AT	Region	England
% of FP17s for the same patient ID Re-attending within 3 months - Children	0	34	0.0%	10.3%	11.6%	11.9%
% of FP17s for the same patient ID Re-attending within 3 months - Adults	14	326	4.3%	14.7%	15.4%	16.0%
% of FP17s for the same patient ID Re-attending between 3 & 9 months - Children	28	34	82.4%	56.0%	59.4%	58.3%
% of FP17s for the same patient ID Re-attending between 3 & 9 months - Adults	249	326	76.4%	49.0%	51.3%	50.3%
% of FP17s for Band 1 Urgent Courses	1	297	0.3%	8.6%	8.0%	9.1%
% of FP17s Relating to Free Repair or Replacements	0	297	0.0%	0.7%	0.8%	0.8%
% of FP17s Relating to Continuations	0	297	0.0%	0.9%	1.0%	1.0%
% of Patients satisfied with the dentistry they have received	0	0	N/A	91.2%	91.7%	91.5%
% of Patients satisfied with the time they had to wait for an appointment	0	0	N/A	88.7%	88.3%	87.9%

* This is based on patients treated on this contract for their most recent course of treatment. Figures in italics indicate the base number of FP17s or Patient Questionnaire responses are less than 100. N/A is shown where the base number of responses is less than 10 during the period. % is calculated as Quantity/Base number*100

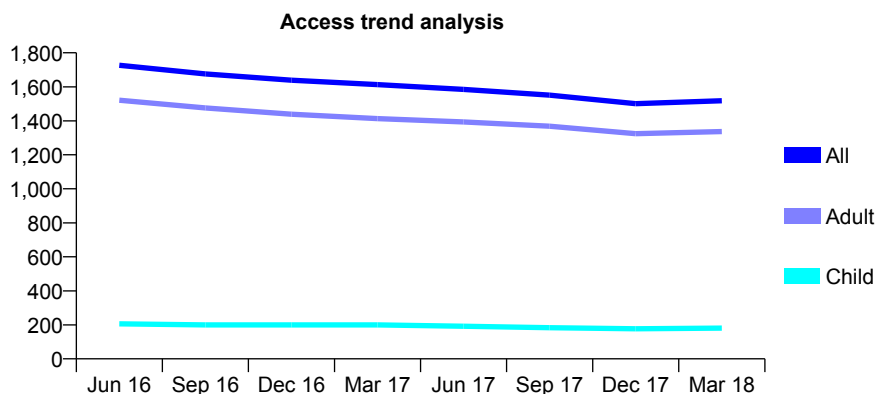
Q57 - Vital Signs At a Glance Contract Report for 618683/0002 - March 2018

Name or company name	Papineni Dental Practice
Contract type name	GDS Contract
Purpose of contract	General
Contract start date	01/04/2006
Contract end date	

17/18 Contracted general activity (UDA)	4,500
Carry forward general activity (UDA)	0
17/18 Contracted orthodontic activity (UOA)	0
Carry forward orthodontic activity (UOA)	0
Baseline contract value	£90,224.47

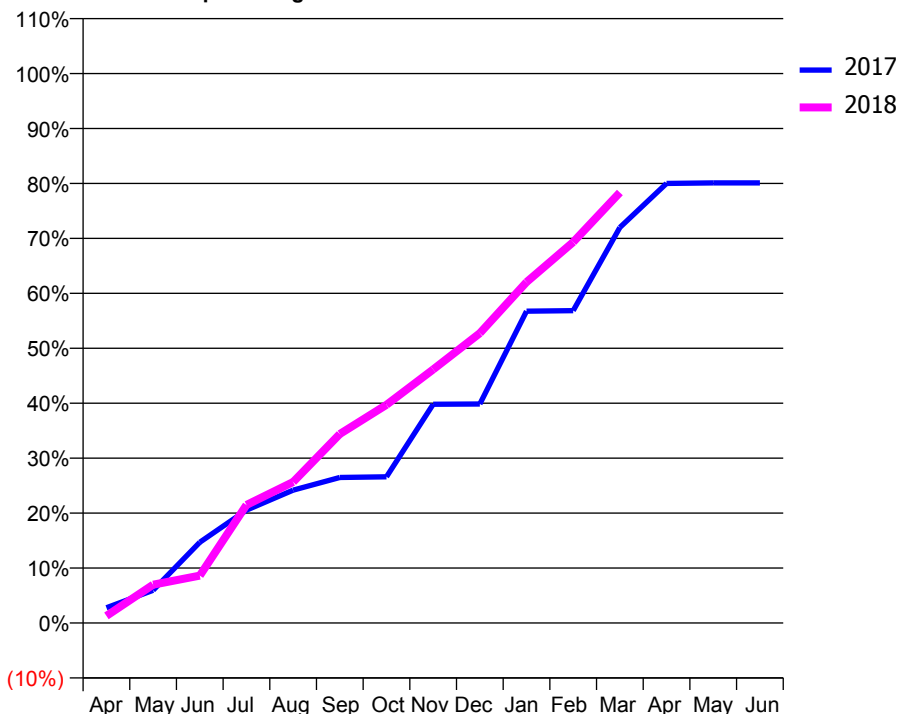
ACCESS*

Patients seen in 24 months	Total	Change since previous quarter
Quarter ending March 2017	1,613	
Quarter ending June 2017	1,585	↓
Quarter ending September 2017	1,551	↓
Quarter ending December 2017	1,501	↓
Quarter ending March 2018	1,518	→
Variance since March 2017	(5.9%)	↓



ACTIVITY

Cumulative percentage of contracted UDA delivered 2017 & 2018



Month	Adjusted Scheduled Activity (UDA)	
	2017	2018
April	152	58
May	327	314
June	807	388
July	1,129	967
August	1,328	1,155
September	1,455	1,548
October	1,461	1,787
November	2,187	2,077
December	2,189	2,374
January	3,117	2,792
February	3,123	3,119
March	3,954	3,526
April	4,394	
May	4,399	
June	4,399	

QUALITY

	Quantity	Base Number	Contract	AT	Region	England
% of FP17s for the same patient ID Re-attending within 3 months - Children	7	289	2.4%	10.3%	11.6%	11.9%
% of FP17s for the same patient ID Re-attending within 3 months - Adults	96	2,217	4.3%	14.7%	15.4%	16.0%
% of FP17s for the same patient ID Re-attending between 3 & 9 months - Children	207	289	71.6%	56.0%	59.4%	58.3%
% of FP17s for the same patient ID Re-attending between 3 & 9 months - Adults	1,790	2,217	80.7%	49.0%	51.3%	50.3%
% of FP17s for Band 1 Urgent Courses	0	2,240	0.0%	8.6%	8.0%	9.1%
% of FP17s Relating to Free Repair or Replacements	0	2,240	0.0%	0.7%	0.8%	0.8%
% of FP17s Relating to Continuations	0	2,240	0.0%	0.9%	1.0%	1.0%
% of Patients satisfied with the dentistry they have received	3	4	N/A	91.2%	91.7%	91.5%
% of Patients satisfied with the time they had to wait for an appointment	3	4	N/A	88.7%	88.3%	87.9%

* This is based on patients treated on this contract for their most recent course of treatment. Figures in italics indicate the base number of FP17s or Patient Questionnaire responses are less than 100. N/A is shown where the base number of responses is less than 10 during the period. % is calculated as Quantity/Base number*100

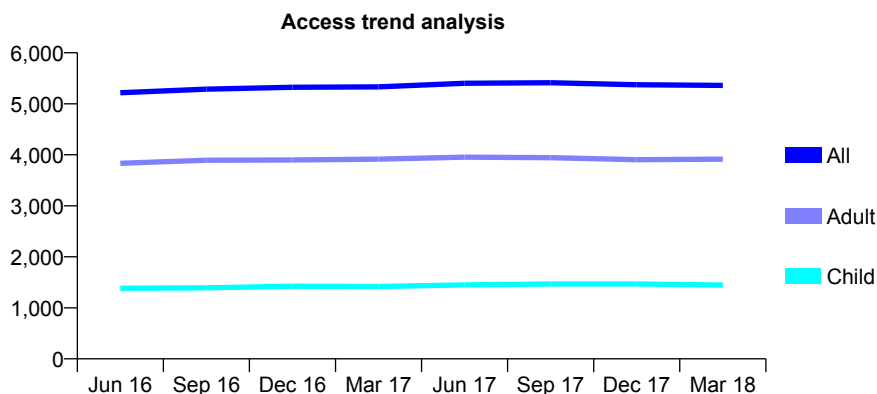
Q57 - Vital Signs At a Glance Contract Report for 631531/0003 - March 2018

Name or company name	Great Horkesley Dental Studio
Contract type name	GDS Contract
Purpose of contract	General
Contract start date	01/04/2006
Contract end date	

17/18 Contracted general activity (UDA)	11,071
Carry forward general activity (UDA)	-221
17/18 Contracted orthodontic activity (UOA)	0
Carry forward orthodontic activity (UOA)	0
Baseline contract value	£249,941.85

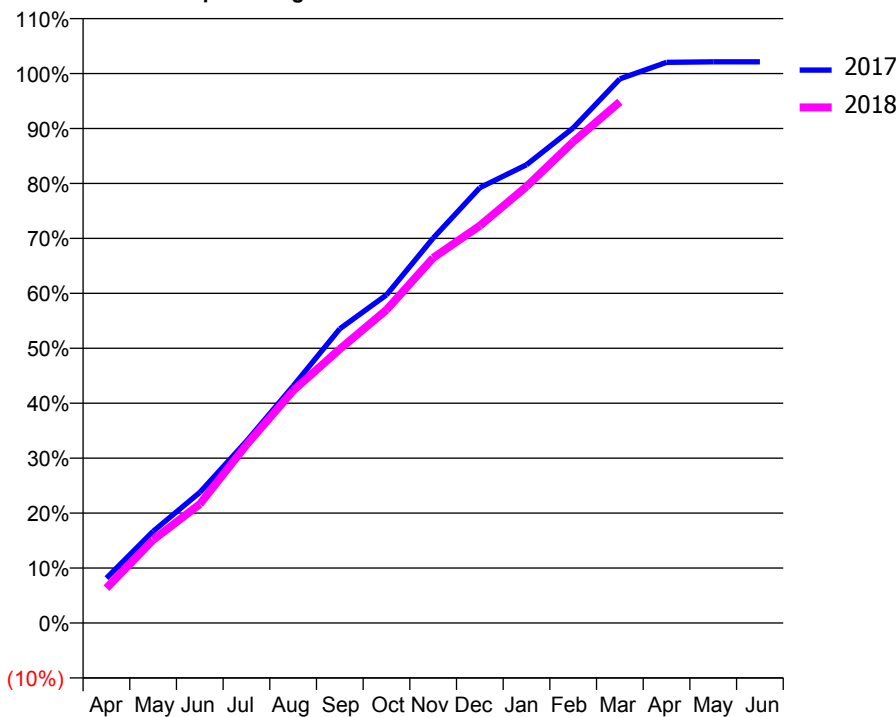
ACCESS*

Patients seen in 24 months	Total	Change since previous quarter
Quarter ending March 2017	5,333	
Quarter ending June 2017	5,403	→
Quarter ending September 2017	5,414	→
Quarter ending December 2017	5,373	→
Quarter ending March 2018	5,361	→
Variance since March 2017	0.5%	→



ACTIVITY

Cumulative percentage of contracted UDA delivered 2017 & 2018



Month	Adjusted Scheduled Activity (UDA)	
	2017	2018
April	905	703
May	1,846	1,674
June	2,631	2,394
July	3,664	3,591
August	4,774	4,681
September	5,928	5,520
October	6,610	6,308
November	7,755	7,357
December	8,770	8,005
January	9,234	8,796
February	9,973	9,695
March	10,962	10,501
April	11,296	
May	11,306	
June	11,306	

QUALITY

	Quantity	Base Number	Contract	AT	Region	England
% of FP17s for the same patient ID Re-attending within 3 months - Children	125	2,154	5.8%	10.3%	11.6%	11.9%
% of FP17s for the same patient ID Re-attending within 3 months - Adults	529	4,958	10.7%	14.7%	15.4%	16.0%
% of FP17s for the same patient ID Re-attending between 3 & 9 months - Children	1,352	2,154	62.8%	56.0%	59.4%	58.3%
% of FP17s for the same patient ID Re-attending between 3 & 9 months - Adults	2,703	4,958	54.5%	49.0%	51.3%	50.3%
% of FP17s for Band 1 Urgent Courses	513	6,032	8.5%	8.6%	8.0%	9.1%
% of FP17s Relating to Free Repair or Replacements	9	6,032	0.1%	0.7%	0.8%	0.8%
% of FP17s Relating to Continuations	51	6,032	0.8%	0.9%	1.0%	1.0%
% of Patients satisfied with the dentistry they have received	7	7	N/A	91.2%	91.7%	91.5%
% of Patients satisfied with the time they had to wait for an appointment	7	7	N/A	88.7%	88.3%	87.9%

* This is based on patients treated on this contract for their most recent course of treatment. Figures in italics indicate the base number of FP17s or Patient Questionnaire responses are less than 100. N/A is shown where the base number of responses is less than 10 during the period. % is calculated as Quantity/Base number*100

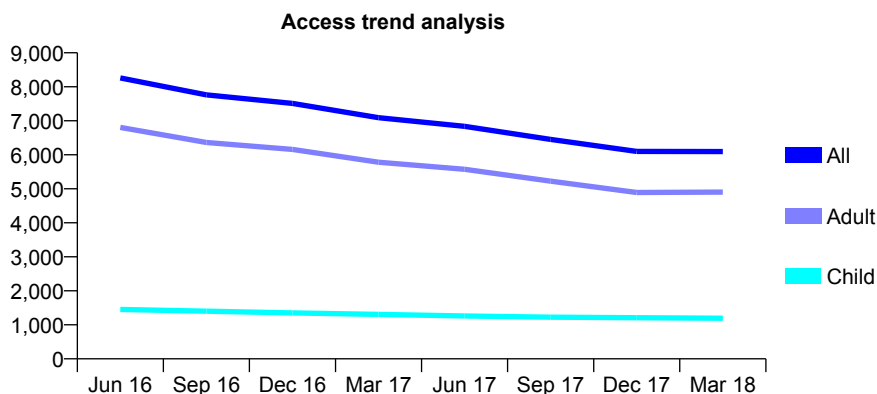
Q57 - Vital Signs At a Glance Contract Report for 635812/0001 - March 2018

Name or company name	Ford Road Dental Surgery
Contract type name	GDS Contract
Purpose of contract	General
Contract start date	01/04/2006
Contract end date	

17/18 Contracted general activity (UDA)	24,500
Carry forward general activity (UDA)	0
17/18 Contracted orthodontic activity (UOA)	0
Carry forward orthodontic activity (UOA)	0
Baseline contract value	£576,799.25

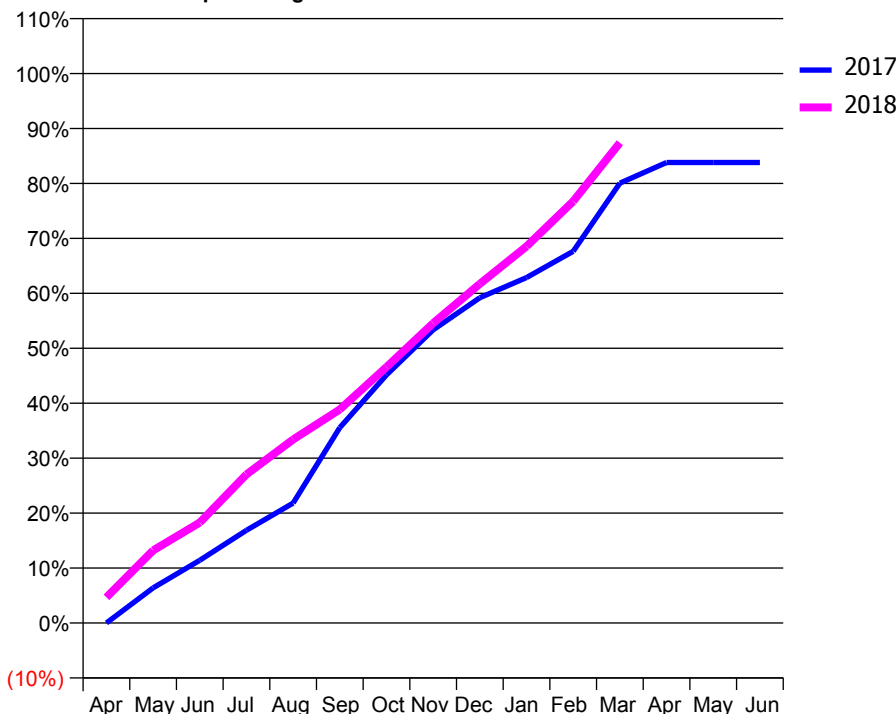
ACCESS*

Patients seen in 24 months	Total	Change since previous quarter
Quarter ending March 2017	7,092	
Quarter ending June 2017	6,836	↓
Quarter ending September 2017	6,452	↓
Quarter ending December 2017	6,101	↓
Quarter ending March 2018	6,096	→
Variance since March 2017	(14.0%)	↓



ACTIVITY

Cumulative percentage of contracted UDA delivered 2017 & 2018



Month	Adjusted Scheduled Activity (UDA)	
	2017	2018
April	-4	1,145
May	1,567	3,237
June	2,795	4,480
July	4,134	6,628
August	5,349	8,185
September	8,711	9,519
October	11,061	11,414
November	13,070	13,366
December	14,502	15,122
January	15,404	16,796
February	16,572	18,799
March	19,608	21,412
April	20,535	
May	20,535	
June	20,535	

QUALITY

	Quantity	Base Number	Contract	AT	Region	England
% of FP17s for the same patient ID Re-attending within 3 months - Children	92	1,563	5.9%	10.3%	11.6%	11.9%
% of FP17s for the same patient ID Re-attending within 3 months - Adults	675	5,800	11.6%	14.7%	15.4%	16.0%
% of FP17s for the same patient ID Re-attending between 3 & 9 months - Children	879	1,563	56.2%	56.0%	59.4%	58.3%
% of FP17s for the same patient ID Re-attending between 3 & 9 months - Adults	2,919	5,800	50.3%	49.0%	51.3%	50.3%
% of FP17s for Band 1 Urgent Courses	441	7,094	6.2%	8.6%	8.0%	9.1%
% of FP17s Relating to Free Repair or Replacements	32	7,094	0.5%	0.7%	0.8%	0.8%
% of FP17s Relating to Continuations	103	7,094	1.5%	0.9%	1.0%	1.0%
% of Patients satisfied with the dentistry they have received	10	12	83.3%	91.2%	91.7%	91.5%
% of Patients satisfied with the time they had to wait for an appointment	9	12	75.0%	88.7%	88.3%	87.9%

* This is based on patients treated on this contract for their most recent course of treatment. Figures in italics indicate the base number of FP17s or Patient Questionnaire responses are less than 100. N/A is shown where the base number of responses is less than 10 during the period. % is calculated as Quantity/Base number*100

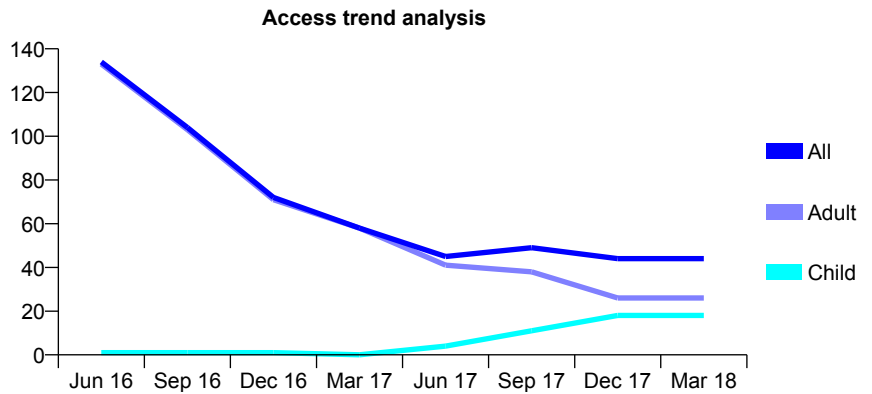
Q57 - Vital Signs At a Glance Contract Report for 649694/0003 - March 2018

Name or company name	MR SB DENNY
Contract type name	GDS Contract
Purpose of contract	General
Contract start date	01/04/2008
Contract end date	

17/18 Contracted general activity (UDA)	1,020
Carry forward general activity (UDA)	0
17/18 Contracted orthodontic activity (UOA)	0
Carry forward orthodontic activity (UOA)	0
Baseline contract value	£28,732.16

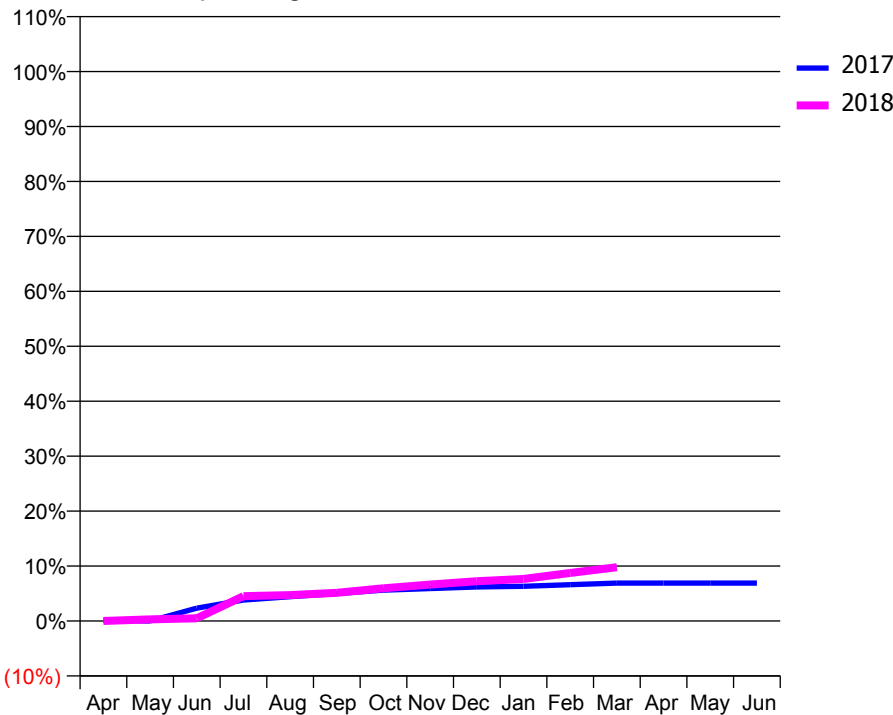
ACCESS*

Patients seen in 24 months	Total	Change since previous quarter
Quarter ending March 2017	58	
Quarter ending June 2017	45	↓
Quarter ending September 2017	49	↑
Quarter ending December 2017	44	↓
Quarter ending March 2018	44	→
Variance since March 2017	(24.1%)	↓



ACTIVITY

Cumulative percentage of contracted UDA delivered 2017 & 2018



Month	Adjusted Scheduled Activity (UDA)	
	2017	2018
April	1	0
May	0	3
June	24	5
July	39	46
August	45	48
September	51	52
October	57	61
November	60	68
December	63	74
January	64	78
February	67	89
March	70	100
April	70	
May	70	
June	70	

QUALITY

	Quantity	Base Number	Contract	AT	Region	England
% of FP17s for the same patient ID Re-attending within 3 months - Children	1	36	2.8%	10.3%	11.6%	11.9%
% of FP17s for the same patient ID Re-attending within 3 months - Adults	0	33	0.0%	14.7%	15.4%	16.0%
% of FP17s for the same patient ID Re-attending between 3 & 9 months - Children	1	36	2.8%	56.0%	59.4%	58.3%
% of FP17s for the same patient ID Re-attending between 3 & 9 months - Adults	5	33	15.2%	49.0%	51.3%	50.3%
% of FP17s for Band 1 Urgent Courses	9	63	14.3%	8.6%	8.0%	9.1%
% of FP17s Relating to Free Repair or Replacements	0	63	0.0%	0.7%	0.8%	0.8%
% of FP17s Relating to Continuations	0	63	0.0%	0.9%	1.0%	1.0%
% of Patients satisfied with the dentistry they have received	0	0	N/A	91.2%	91.7%	91.5%
% of Patients satisfied with the time they had to wait for an appointment	0	0	N/A	88.7%	88.3%	87.9%

* This is based on patients treated on this contract for their most recent course of treatment. Figures in italics indicate the base number of FP17s or Patient Questionnaire responses are less than 100. N/A is shown where the base number of responses is less than 10 during the period. % is calculated as Quantity/Base number*100

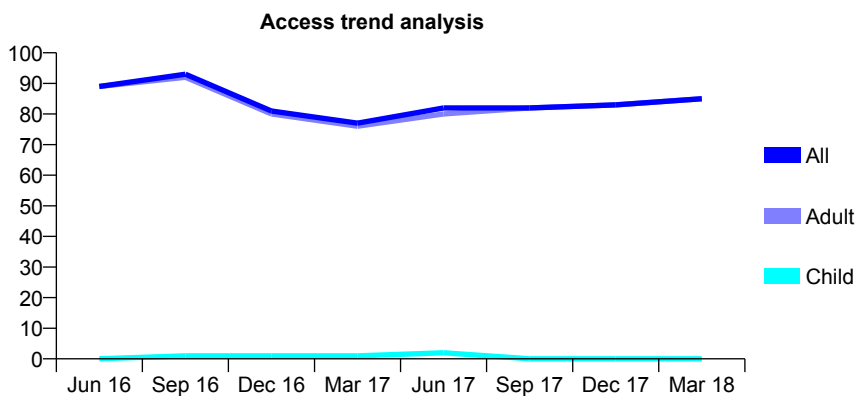
Q57 - Vital Signs At a Glance Contract Report for 649694/0004 - March 2018

Name or company name	MR SB DENNY
Contract type name	GDS Contract
Purpose of contract	General
Contract start date	01/04/2008
Contract end date	

17/18 Contracted general activity (UDA)	720
Carry forward general activity (UDA)	0
17/18 Contracted orthodontic activity (UOA)	0
Carry forward orthodontic activity (UOA)	0
Baseline contract value	£20,281.51

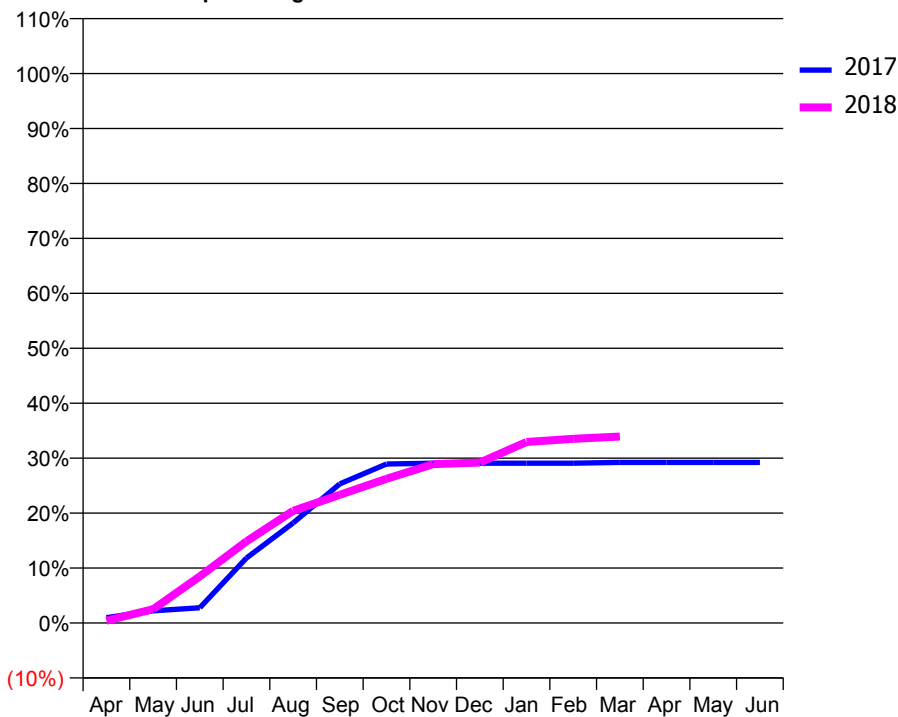
ACCESS*

Patients seen in 24 months	Total	Change since previous quarter
Quarter ending March 2017	77	
Quarter ending June 2017	82	↑
Quarter ending September 2017	82	→
Quarter ending December 2017	83	→
Quarter ending March 2018	85	↑
Variance since March 2017	10.4%	↑



ACTIVITY

Cumulative percentage of contracted UDA delivered 2017 & 2018



Month	Adjusted Scheduled Activity (UDA)	
	2017	2018
April	7	3
May	16	18
June	20	61
July	85	107
August	131	147
September	182	168
October	208	189
November	209	208
December	209	210
January	209	237
February	209	241
March	210	244
April	210	
May	210	
June	210	

QUALITY

	Quantity	Base Number	Contract	AT	Region	England
% of FP17s for the same patient ID Re-attending within 3 months - Children	0	2	0.0%	10.3%	11.6%	11.9%
% of FP17s for the same patient ID Re-attending within 3 months - Adults	0	61	0.0%	14.7%	15.4%	16.0%
% of FP17s for the same patient ID Re-attending between 3 & 9 months - Children	0	2	0.0%	56.0%	59.4%	58.3%
% of FP17s for the same patient ID Re-attending between 3 & 9 months - Adults	10	61	16.4%	49.0%	51.3%	50.3%
% of FP17s for Band 1 Urgent Courses	2	62	3.2%	8.6%	8.0%	9.1%
% of FP17s Relating to Free Repair or Replacements	0	62	0.0%	0.7%	0.8%	0.8%
% of FP17s Relating to Continuations	0	62	0.0%	0.9%	1.0%	1.0%
% of Patients satisfied with the dentistry they have received	0	0	N/A	91.2%	91.7%	91.5%
% of Patients satisfied with the time they had to wait for an appointment	0	0	N/A	88.7%	88.3%	87.9%

* This is based on patients treated on this contract for their most recent course of treatment. Figures in italics indicate the base number of FP17s or Patient Questionnaire responses are less than 100. N/A is shown where the base number of responses is less than 10 during the period. % is calculated as Quantity/Base number*100

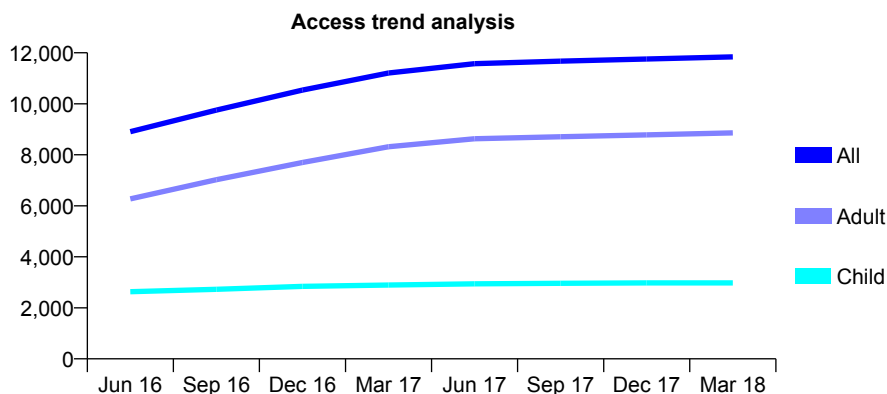
Q57 - Vital Signs At a Glance Contract Report for 649694/0019 - March 2018

Name or company name	MR SB DENNY
Contract type name	GDS Contract
Purpose of contract	General
Contract start date	01/07/2015
Contract end date	

17/18 Contracted general activity (UDA)	27,371
Carry forward general activity (UDA)	-547
17/18 Contracted orthodontic activity (UOA)	0
Carry forward orthodontic activity (UOA)	0
Baseline contract value	£739,692.20

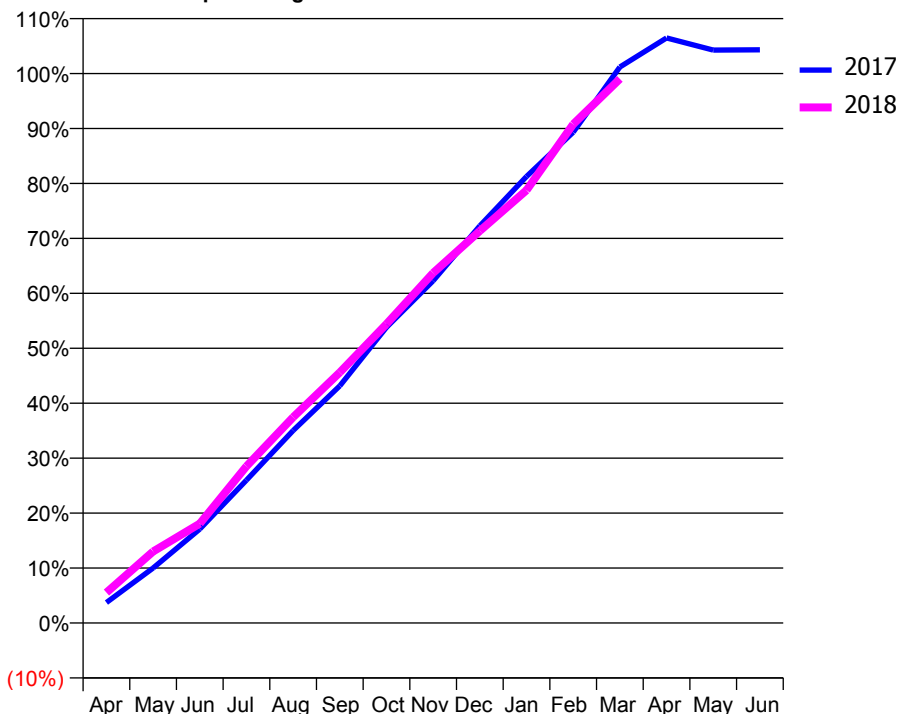
ACCESS*

Patients seen in 24 months	Total	Change since previous quarter
Quarter ending March 2017	11,206	
Quarter ending June 2017	11,575	↑
Quarter ending September 2017	11,671	→
Quarter ending December 2017	11,759	→
Quarter ending March 2018	11,840	→
Variance since March 2017	5.7%	↑



ACTIVITY

Cumulative percentage of contracted UDA delivered 2017 & 2018



Month	Adjusted Scheduled Activity (UDA)	
	2017	2018
April	1,018	1,517
May	2,740	3,561
June	4,677	4,952
July	7,116	7,809
August	9,588	10,250
September	11,814	12,484
October	14,727	14,892
November	17,044	17,437
December	19,783	19,532
January	22,242	21,558
February	24,445	24,843
March	27,696	27,102
April	29,142	
May	28,541	
June	28,548	

QUALITY

	Quantity	Base Number	Contract	AT	Region	England
% of FP17s for the same patient ID Re-attending within 3 months - Children	605	5,006	12.1%	10.3%	11.6%	11.9%
% of FP17s for the same patient ID Re-attending within 3 months - Adults	1,749	10,355	16.9%	14.7%	15.4%	16.0%
% of FP17s for the same patient ID Re-attending between 3 & 9 months - Children	2,753	5,006	55.0%	56.0%	59.4%	58.3%
% of FP17s for the same patient ID Re-attending between 3 & 9 months - Adults	4,396	10,355	42.5%	49.0%	51.3%	50.3%
% of FP17s for Band 1 Urgent Courses	1,734	13,275	13.1%	8.6%	8.0%	9.1%
% of FP17s Relating to Free Repair or Replacements	168	13,275	1.3%	0.7%	0.8%	0.8%
% of FP17s Relating to Continuations	21	13,275	0.2%	0.9%	1.0%	1.0%
% of Patients satisfied with the dentistry they have received	14	14	100.0%	91.2%	91.7%	91.5%
% of Patients satisfied with the time they had to wait for an appointment	9	14	64.3%	88.7%	88.3%	87.9%

* This is based on patients treated on this contract for their most recent course of treatment. Figures in italics indicate the base number of FP17s or Patient Questionnaire responses are less than 100. N/A is shown where the base number of responses is less than 10 during the period. % is calculated as Quantity/Base number*100

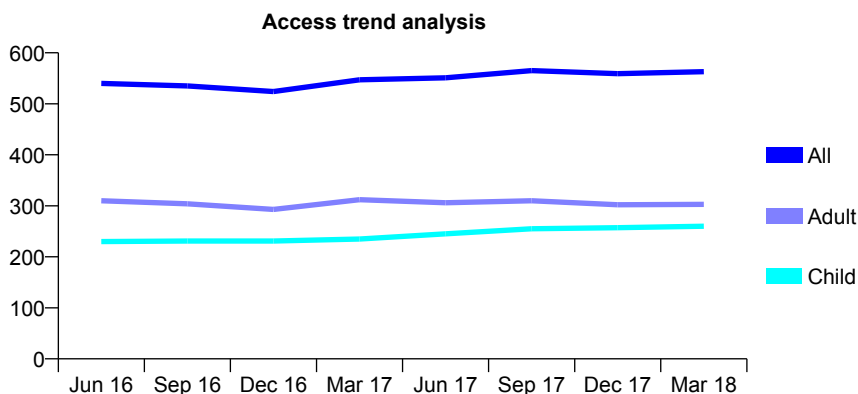
Q57 - Vital Signs At a Glance Contract Report for 651591/0001 - March 2018

Name or company name	MR PJ CANNELL
Contract type name	GDS Contract
Purpose of contract	General
Contract start date	01/04/2006
Contract end date	

17/18 Contracted general activity (UDA)	1,200
Carry forward general activity (UDA)	39
17/18 Contracted orthodontic activity (UOA)	0
Carry forward orthodontic activity (UOA)	0
Baseline contract value	£27,623.76

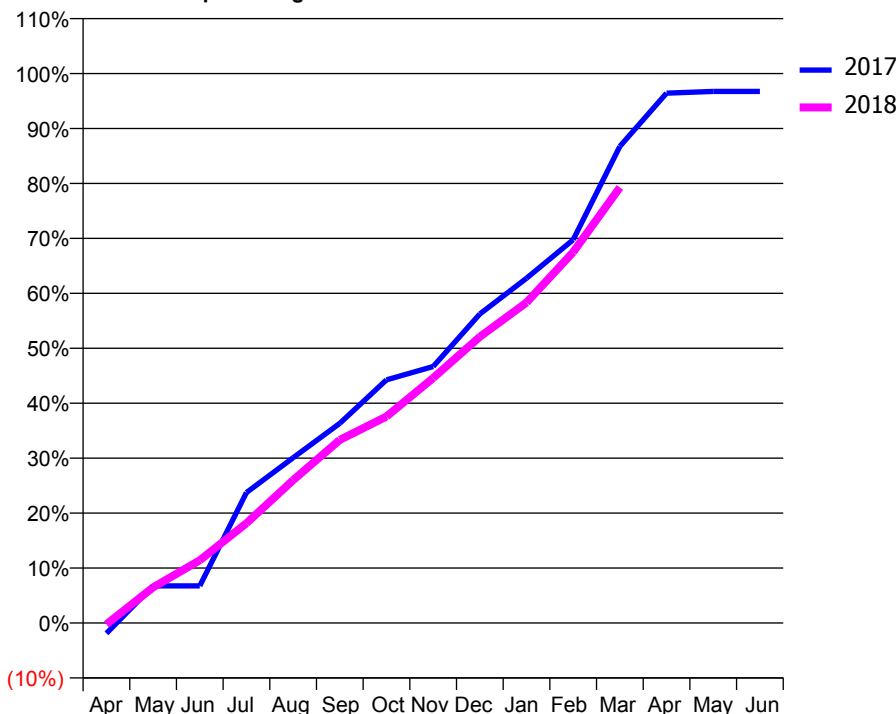
ACCESS*

Patients seen in 24 months	Total	Change since previous quarter
Quarter ending March 2017	547	
Quarter ending June 2017	551	→
Quarter ending September 2017	565	↑
Quarter ending December 2017	559	↓
Quarter ending March 2018	563	→
Variance since March 2017	2.9%	↑



ACTIVITY

Cumulative percentage of contracted UDA delivered 2017 & 2018



Month	Adjusted Scheduled Activity (UDA)	
	2017	2018
April	-23	-3
May	81	78
June	81	137
July	285	218
August	361	312
September	436	400
October	531	451
November	560	535
December	675	625
January	753	700
February	837	810
March	1,041	951
April	1,157	
May	1,161	
June	1,161	

QUALITY

	Quantity	Base Number	Contract	AT	Region	England
% of FP17s for the same patient ID Re-attending within 3 months - Children	25	376	6.6%	10.3%	11.6%	11.9%
% of FP17s for the same patient ID Re-attending within 3 months - Adults	26	356	7.3%	14.7%	15.4%	16.0%
% of FP17s for the same patient ID Re-attending between 3 & 9 months - Children	230	376	61.2%	56.0%	59.4%	58.3%
% of FP17s for the same patient ID Re-attending between 3 & 9 months - Adults	206	356	57.9%	49.0%	51.3%	50.3%
% of FP17s for Band 1 Urgent Courses	2	675	0.3%	8.6%	8.0%	9.1%
% of FP17s Relating to Free Repair or Replacements	0	675	0.0%	0.7%	0.8%	0.8%
% of FP17s Relating to Continuations	15	675	2.2%	0.9%	1.0%	1.0%
% of Patients satisfied with the dentistry they have received	0	0	N/A	91.2%	91.7%	91.5%
% of Patients satisfied with the time they had to wait for an appointment	0	0	N/A	88.7%	88.3%	87.9%

* This is based on patients treated on this contract for their most recent course of treatment. Figures in italics indicate the base number of FP17s or Patient Questionnaire responses are less than 100. N/A is shown where the base number of responses is less than 10 during the period. % is calculated as Quantity/Base number*100

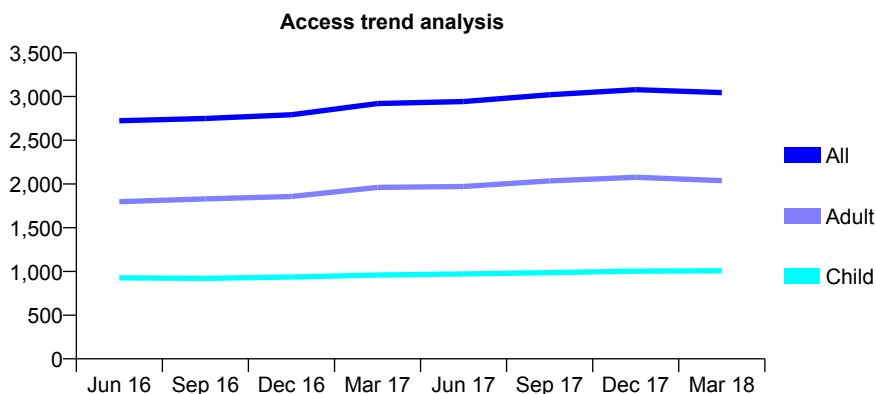
Q57 - Vital Signs At a Glance Contract Report for 652598/0001 - March 2018

Name or company name	MISS CL JONES
Contract type name	GDS Contract
Purpose of contract	General
Contract start date	01/04/2006
Contract end date	

17/18 Contracted general activity (UDA)	8,100
Carry forward general activity (UDA)	94
17/18 Contracted orthodontic activity (UOA)	0
Carry forward orthodontic activity (UOA)	0
Baseline contract value	£205,725.66

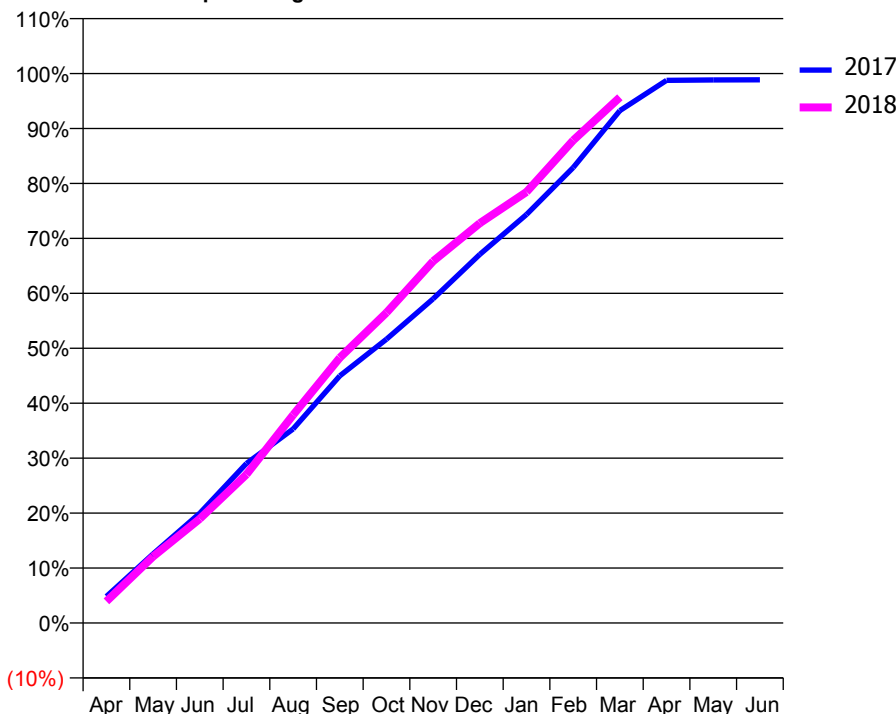
ACCESS*

Patients seen in 24 months	Total	Change since previous quarter
Quarter ending March 2017	2,919	
Quarter ending June 2017	2,942	→
Quarter ending September 2017	3,021	↑
Quarter ending December 2017	3,079	→
Quarter ending March 2018	3,045	↓
Variance since March 2017	4.3%	↑



ACTIVITY

Cumulative percentage of contracted UDA delivered 2017 & 2018



Month	Adjusted Scheduled Activity (UDA)	
	2017	2018
April	391	319
May	1,019	980
June	1,619	1,537
July	2,353	2,190
August	2,860	3,068
September	3,643	3,910
October	4,183	4,574
November	4,780	5,334
December	5,434	5,894
January	6,022	6,354
February	6,713	7,114
March	7,553	7,750
April	7,999	
May	8,005	
June	8,006	

QUALITY

	Quantity	Base Number	Contract	AT	Region	England
% of FP17s for the same patient ID Re-attending within 3 months - Children	149	1,657	9.0%	10.3%	11.6%	11.9%
% of FP17s for the same patient ID Re-attending within 3 months - Adults	350	3,011	11.6%	14.7%	15.4%	16.0%
% of FP17s for the same patient ID Re-attending between 3 & 9 months - Children	1,119	1,657	67.5%	56.0%	59.4%	58.3%
% of FP17s for the same patient ID Re-attending between 3 & 9 months - Adults	1,777	3,011	59.0%	49.0%	51.3%	50.3%
% of FP17s for Band 1 Urgent Courses	345	4,444	7.8%	8.6%	8.0%	9.1%
% of FP17s Relating to Free Repair or Replacements	17	4,444	0.4%	0.7%	0.8%	0.8%
% of FP17s Relating to Continuations	52	4,444	1.2%	0.9%	1.0%	1.0%
% of Patients satisfied with the dentistry they have received	5	5	N/A	91.2%	91.7%	91.5%
% of Patients satisfied with the time they had to wait for an appointment	5	5	N/A	88.7%	88.3%	87.9%

* This is based on patients treated on this contract for their most recent course of treatment. Figures in italics indicate the base number of FP17s or Patient Questionnaire responses are less than 100. N/A is shown where the base number of responses is less than 10 during the period. % is calculated as Quantity/Base number*100

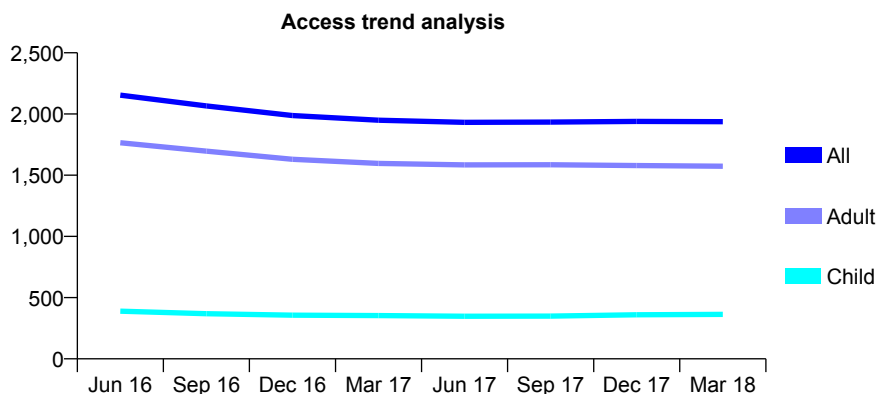
Q57 - Vital Signs At a Glance Contract Report for 656224/0001 - March 2018

Name or company name	MRS PC GOULD
Contract type name	GDS Contract
Purpose of contract	General
Contract start date	01/04/2006
Contract end date	

17/18 Contracted general activity (UDA)	5,871
Carry forward general activity (UDA)	-117
17/18 Contracted orthodontic activity (UOA)	0
Carry forward orthodontic activity (UOA)	0
Baseline contract value	£164,738.32

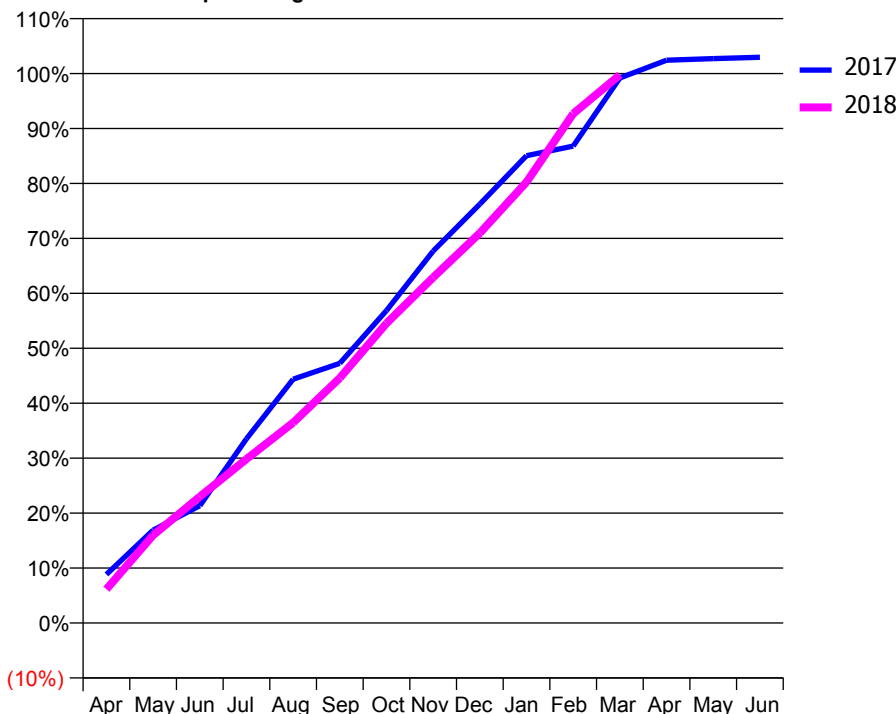
ACCESS*

Patients seen in 24 months	Total	Change since previous quarter
Quarter ending March 2017	1,949	
Quarter ending June 2017	1,932	→
Quarter ending September 2017	1,934	→
Quarter ending December 2017	1,939	→
Quarter ending March 2018	1,937	→
Variance since March 2017	(0.6%)	→



ACTIVITY

Cumulative percentage of contracted UDA delivered 2017 & 2018



Month	Adjusted Scheduled Activity (UDA)	
	2017	2018
April	520	362
May	993	939
June	1,253	1,349
July	1,968	1,751
August	2,606	2,141
September	2,774	2,619
October	3,339	3,201
November	3,974	3,692
December	4,476	4,167
January	4,993	4,711
February	5,095	5,442
March	5,823	5,856
April	6,013	
May	6,031	
June	6,045	

QUALITY

	Quantity	Base Number	Contract	AT	Region	England
% of FP17s for the same patient ID Re-attending within 3 months - Children	54	582	9.3%	10.3%	11.6%	11.9%
% of FP17s for the same patient ID Re-attending within 3 months - Adults	306	2,428	12.6%	14.7%	15.4%	16.0%
% of FP17s for the same patient ID Re-attending between 3 & 9 months - Children	353	582	60.7%	56.0%	59.4%	58.3%
% of FP17s for the same patient ID Re-attending between 3 & 9 months - Adults	1,534	2,428	63.2%	49.0%	51.3%	50.3%
% of FP17s for Band 1 Urgent Courses	124	2,881	4.3%	8.6%	8.0%	9.1%
% of FP17s Relating to Free Repair or Replacements	4	2,881	0.1%	0.7%	0.8%	0.8%
% of FP17s Relating to Continuations	5	2,881	0.2%	0.9%	1.0%	1.0%
% of Patients satisfied with the dentistry they have received	5	5	N/A	91.2%	91.7%	91.5%
% of Patients satisfied with the time they had to wait for an appointment	4	5	N/A	88.7%	88.3%	87.9%

* This is based on patients treated on this contract for their most recent course of treatment. Figures in italics indicate the base number of FP17s or Patient Questionnaire responses are less than 100. N/A is shown where the base number of responses is less than 10 during the period. % is calculated as Quantity/Base number*100

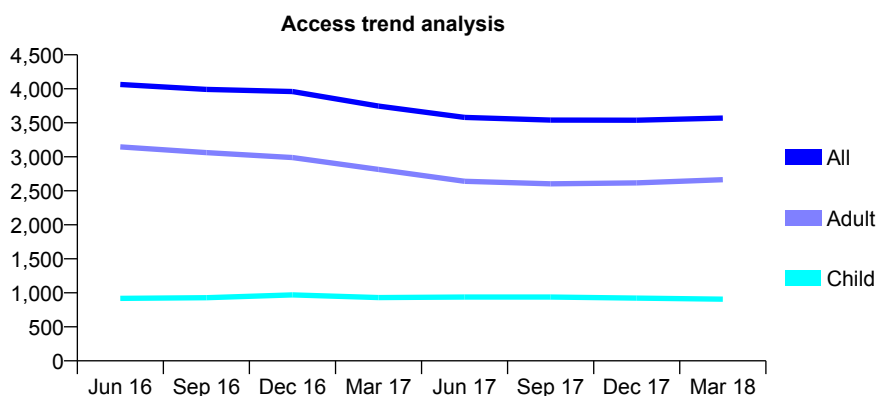
Q57 - Vital Signs At a Glance Contract Report for 678120/0001 - March 2018

Name or company name	Mr R Carbiner, Sanjay Shah and Parish Va
Contract type name	GDS Contract
Purpose of contract	General
Contract start date	01/04/2006
Contract end date	

17/18 Contracted general activity (UDA)	13,838
Carry forward general activity (UDA)	0
17/18 Contracted orthodontic activity (UOA)	0
Carry forward orthodontic activity (UOA)	0
Baseline contract value	£411,718.18

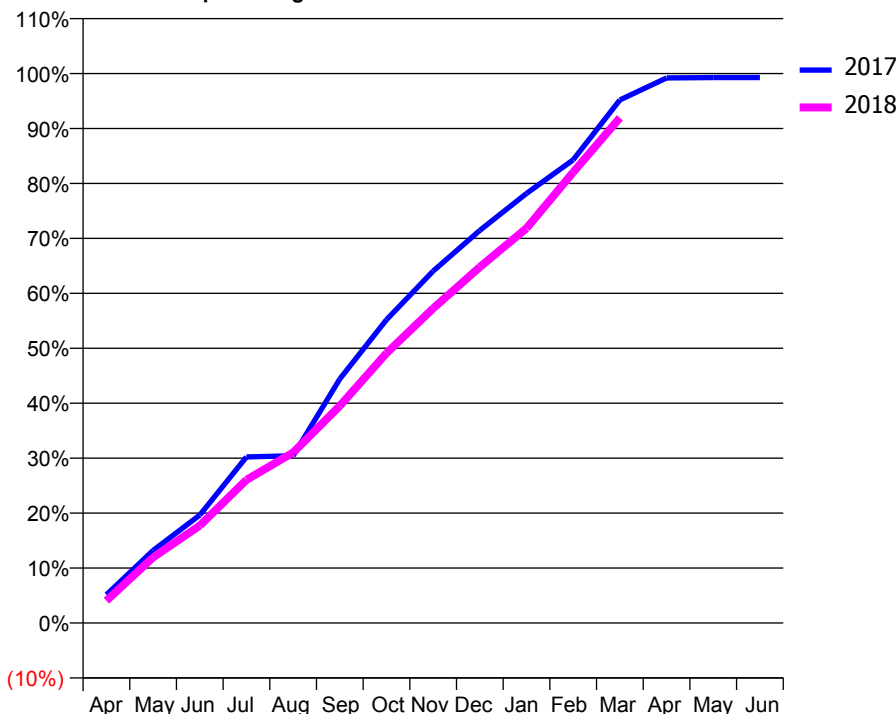
ACCESS*

Patients seen in 24 months	Total	Change since previous quarter
Quarter ending March 2017	3,746	
Quarter ending June 2017	3,579	↓
Quarter ending September 2017	3,540	↓
Quarter ending December 2017	3,538	→
Quarter ending March 2018	3,570	→
Variance since March 2017	(4.7%)	↓



ACTIVITY

Cumulative percentage of contracted UDA delivered 2017 & 2018



Adjusted Scheduled Activity (UDA)

Month	2017	2018
April	715	562
May	1,828	1,654
June	2,720	2,453
July	4,182	3,604
August	4,213	4,292
September	6,146	5,470
October	7,637	6,794
November	8,865	7,924
December	9,889	8,965
January	10,818	9,943
February	11,664	11,351
March	13,171	12,721
April	13,725	
May	13,736	
June	13,735	

QUALITY

	Quantity	Base Number	Contract	AT	Region	England
% of FP17s for the same patient ID Re-attending within 3 months - Children	38	1,030	3.7%	10.3%	11.6%	11.9%
% of FP17s for the same patient ID Re-attending within 3 months - Adults	191	2,759	6.9%	14.7%	15.4%	16.0%
% of FP17s for the same patient ID Re-attending between 3 & 9 months - Children	457	1,030	44.4%	56.0%	59.4%	58.3%
% of FP17s for the same patient ID Re-attending between 3 & 9 months - Adults	1,041	2,759	37.7%	49.0%	51.3%	50.3%
% of FP17s for Band 1 Urgent Courses	93	3,662	2.5%	8.6%	8.0%	9.1%
% of FP17s Relating to Free Repair or Replacements	8	3,662	0.2%	0.7%	0.8%	0.8%
% of FP17s Relating to Continuations	0	3,662	0.0%	0.9%	1.0%	1.0%
% of Patients satisfied with the dentistry they have received	11	13	84.6%	91.2%	91.7%	91.5%
% of Patients satisfied with the time they had to wait for an appointment	12	13	92.3%	88.7%	88.3%	87.9%

* This is based on patients treated on this contract for their most recent course of treatment. Figures in italics indicate the base number of FP17s or Patient Questionnaire responses are less than 100. N/A is shown where the base number of responses is less than 10 during the period. % is calculated as Quantity/Base number*100

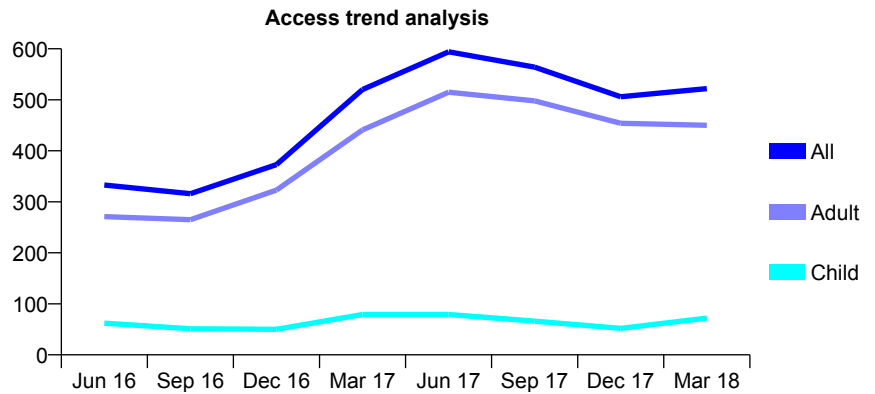
Q57 - Vital Signs At a Glance Contract Report for 678120/0003 - March 2018

Name or company name	Mr R Carbiner, Sanjay Shah and Parish Va
Contract type name	GDS Contract
Purpose of contract	General
Contract start date	01/04/2015
Contract end date	

17/18 Contracted general activity (UDA)	1,287
Carry forward general activity (UDA)	0
17/18 Contracted orthodontic activity (UOA)	0
Carry forward orthodontic activity (UOA)	0
Baseline contract value	£38,291.78

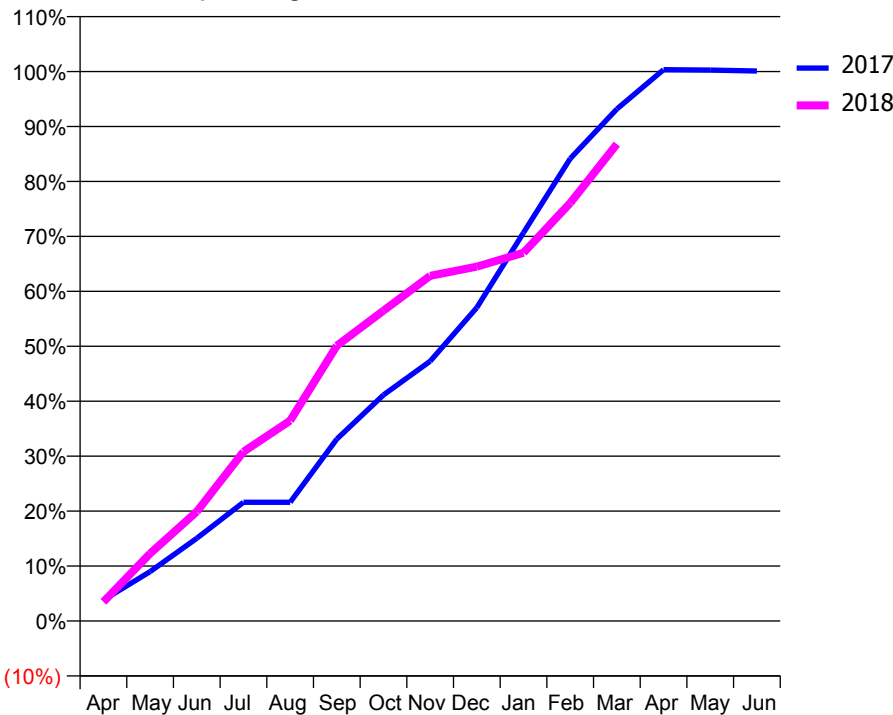
ACCESS*

Patients seen in 24 months	Total	Change since previous quarter
Quarter ending March 2017	520	
Quarter ending June 2017	594	↑
Quarter ending September 2017	564	↓
Quarter ending December 2017	506	↓
Quarter ending March 2018	522	↑
Variance since March 2017	0.4%	→



ACTIVITY

Cumulative percentage of contracted UDA delivered 2017 & 2018



Month	Adjusted Scheduled Activity (UDA)	
	2017	2018
April	49	45
May	116	158
June	194	256
July	278	396
August	278	469
September	426	645
October	529	727
November	609	808
December	734	830
January	910	862
February	1,083	979
March	1,199	1,117
April	1,291	
May	1,290	
June	1,288	

QUALITY

	Quantity	Base Number	Contract	AT	Region	England
% of FP17s for the same patient ID Re-attending within 3 months - Children	4	115	3.5%	10.3%	11.6%	11.9%
% of FP17s for the same patient ID Re-attending within 3 months - Adults	26	696	3.7%	14.7%	15.4%	16.0%
% of FP17s for the same patient ID Re-attending between 3 & 9 months - Children	2	115	1.7%	56.0%	59.4%	58.3%
% of FP17s for the same patient ID Re-attending between 3 & 9 months - Adults	16	696	2.3%	49.0%	51.3%	50.3%
% of FP17s for Band 1 Urgent Courses	585	763	76.7%	8.6%	8.0%	9.1%
% of FP17s Relating to Free Repair or Replacements	0	763	0.0%	0.7%	0.8%	0.8%
% of FP17s Relating to Continuations	0	763	0.0%	0.9%	1.0%	1.0%
% of Patients satisfied with the dentistry they have received	2	2	N/A	91.2%	91.7%	91.5%
% of Patients satisfied with the time they had to wait for an appointment	2	2	N/A	88.7%	88.3%	87.9%

* This is based on patients treated on this contract for their most recent course of treatment. Figures in italics indicate the base number of FP17s or Patient Questionnaire responses are less than 100. N/A is shown where the base number of responses is less than 10 during the period. % is calculated as Quantity/Base number*100

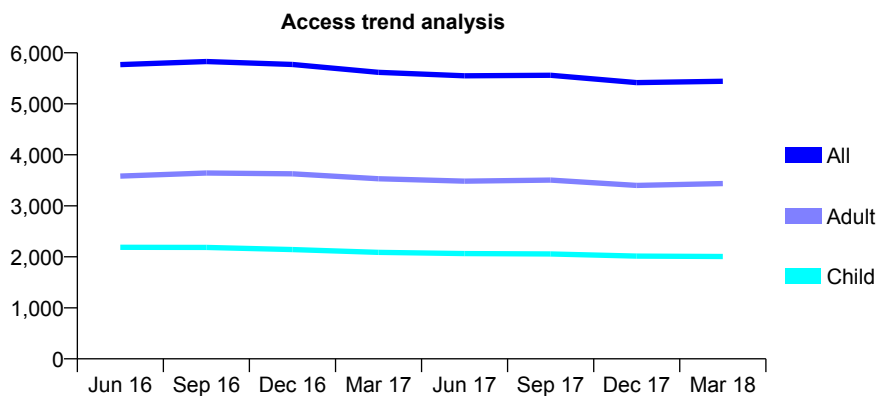
Q57 - Vital Signs At a Glance Contract Report for 678422/0001 - March 2018

Name or company name	MR SK KEANE
Contract type name	GDS Contract
Purpose of contract	General
Contract start date	01/04/2006
Contract end date	

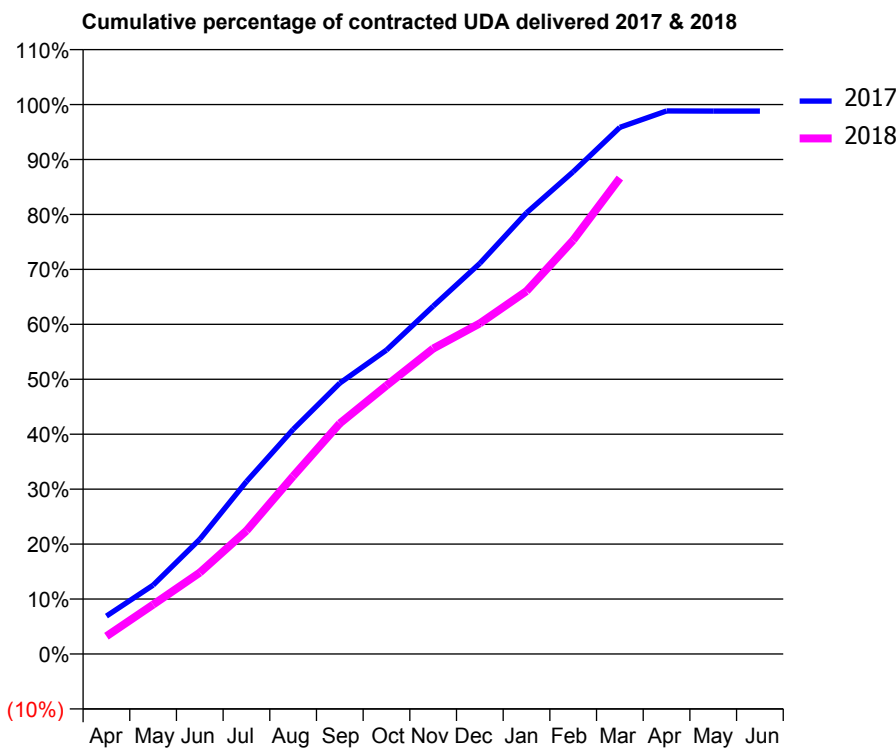
17/18 Contracted general activity (UDA)	14,000
Carry forward general activity (UDA)	168
17/18 Contracted orthodontic activity (UOA)	0
Carry forward orthodontic activity (UOA)	0
Baseline contract value	£477,363.02

ACCESS*

Patients seen in 24 months	Total	Change since previous quarter
Quarter ending March 2017	5,618	
Quarter ending June 2017	5,548	↓
Quarter ending September 2017	5,560	→
Quarter ending December 2017	5,415	↓
Quarter ending March 2018	5,442	→
Variance since March 2017	(3.1%)	↓



ACTIVITY



Month	Adjusted Scheduled Activity (UDA)	
	2017	2018
April	966	452
May	1,754	1,257
June	2,925	2,074
July	4,395	3,142
August	5,723	4,531
September	6,903	5,875
October	7,745	6,840
November	8,861	7,783
December	9,953	8,423
January	11,240	9,246
February	12,288	10,544
March	13,417	12,126
April	13,835	
May	13,831	
June	13,832	

QUALITY

	Quantity	Base Number	Contract	AT	Region	England
% of FP17s for the same patient ID Re-attending within 3 months - Children	162	2,815	5.8%	10.3%	11.6%	11.9%
% of FP17s for the same patient ID Re-attending within 3 months - Adults	598	4,281	14.0%	14.7%	15.4%	16.0%
% of FP17s for the same patient ID Re-attending between 3 & 9 months - Children	1,682	2,815	59.8%	56.0%	59.4%	58.3%
% of FP17s for the same patient ID Re-attending between 3 & 9 months - Adults	2,175	4,281	50.8%	49.0%	51.3%	50.3%
% of FP17s for Band 1 Urgent Courses	546	6,848	8.0%	8.6%	8.0%	9.1%
% of FP17s Relating to Free Repair or Replacements	35	6,848	0.5%	0.7%	0.8%	0.8%
% of FP17s Relating to Continuations	32	6,848	0.5%	0.9%	1.0%	1.0%
% of Patients satisfied with the dentistry they have received	6	6	N/A	91.2%	91.7%	91.5%
% of Patients satisfied with the time they had to wait for an appointment	6	6	N/A	88.7%	88.3%	87.9%

* This is based on patients treated on this contract for their most recent course of treatment. Figures in italics indicate the base number of FP17s or Patient Questionnaire responses are less than 100. N/A is shown where the base number of responses is less than 10 during the period. % is calculated as Quantity/Base number*100

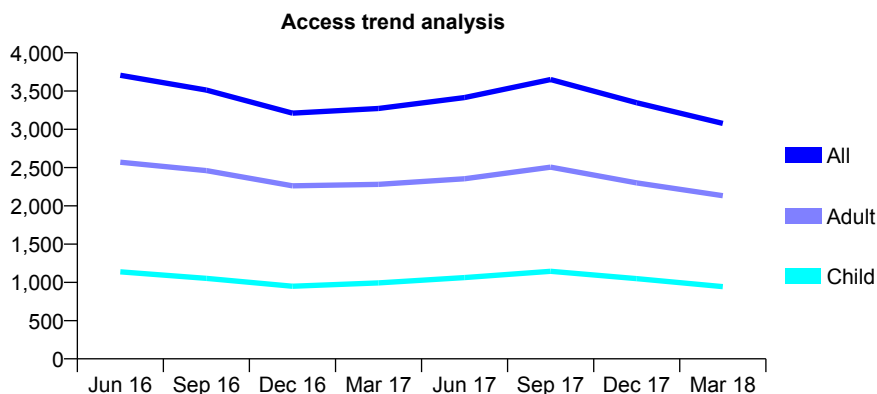
Q57 - Vital Signs At a Glance Contract Report for 679445/0001 - March 2018

Name or company name	MR M KANGI
Contract type name	GDS Contract
Purpose of contract	General
Contract start date	01/04/2006
Contract end date	

17/18 Contracted general activity (UDA)	7,354
Carry forward general activity (UDA)	-50
17/18 Contracted orthodontic activity (UOA)	0
Carry forward orthodontic activity (UOA)	0
Baseline contract value	£224,508.82

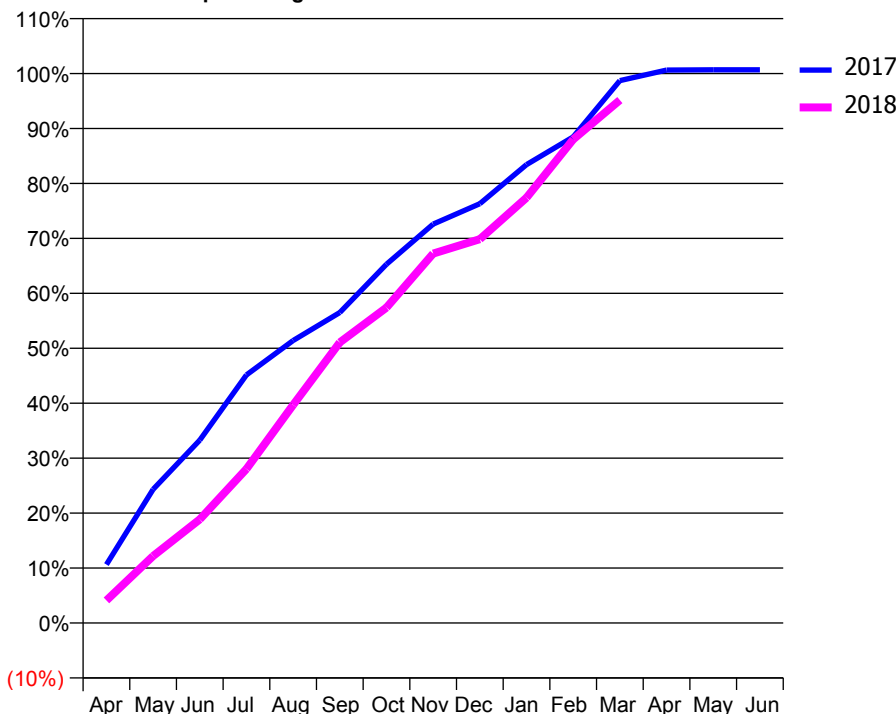
ACCESS*

Patients seen in 24 months	Total	Change since previous quarter
Quarter ending March 2017	3,272	
Quarter ending June 2017	3,416	↑
Quarter ending September 2017	3,651	↑
Quarter ending December 2017	3,348	↓
Quarter ending March 2018	3,077	↓
Variance since March 2017	(6.0%)	↓



ACTIVITY

Cumulative percentage of contracted UDA delivered 2017 & 2018



Month	Adjusted Scheduled Activity (UDA)	
	2017	2018
April	782	303
May	1,789	896
June	2,448	1,388
July	3,320	2,062
August	3,781	2,919
September	4,156	3,756
October	4,802	4,221
November	5,339	4,944
December	5,612	5,137
January	6,134	5,693
February	6,505	6,472
March	7,259	6,998
April	7,400	
May	7,404	
June	7,404	

QUALITY

	Quantity	Base Number	Contract	AT	Region	England
% of FP17s for the same patient ID Re-attending within 3 months - Children	59	1,428	4.1%	10.3%	11.6%	11.9%
% of FP17s for the same patient ID Re-attending within 3 months - Adults	128	2,388	5.4%	14.7%	15.4%	16.0%
% of FP17s for the same patient ID Re-attending between 3 & 9 months - Children	481	1,428	33.7%	56.0%	59.4%	58.3%
% of FP17s for the same patient ID Re-attending between 3 & 9 months - Adults	553	2,388	23.2%	49.0%	51.3%	50.3%
% of FP17s for Band 1 Urgent Courses	276	3,726	7.4%	8.6%	8.0%	9.1%
% of FP17s Relating to Free Repair or Replacements	2	3,726	0.1%	0.7%	0.8%	0.8%
% of FP17s Relating to Continuations	22	3,726	0.6%	0.9%	1.0%	1.0%
% of Patients satisfied with the dentistry they have received	8	12	66.7%	91.2%	91.7%	91.5%
% of Patients satisfied with the time they had to wait for an appointment	7	12	58.3%	88.7%	88.3%	87.9%

* This is based on patients treated on this contract for their most recent course of treatment. Figures in italics indicate the base number of FP17s or Patient Questionnaire responses are less than 100. N/A is shown where the base number of responses is less than 10 during the period. % is calculated as Quantity/Base number*100

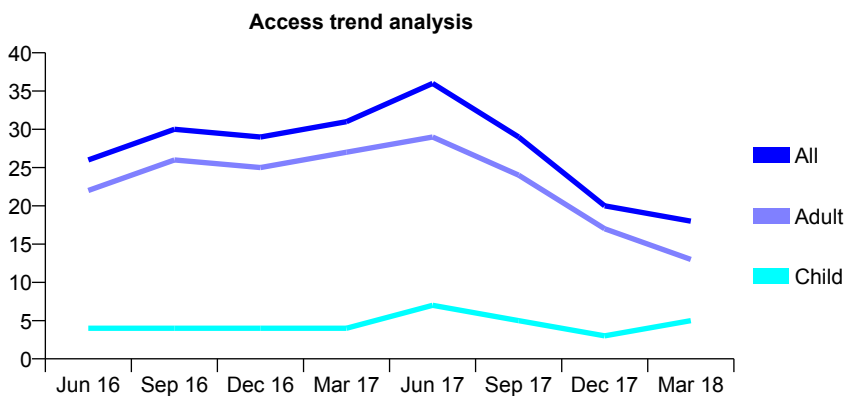
Q57 - Vital Signs At a Glance Contract Report for 679445/0007 - March 2018

Name or company name	MR M KANGI
Contract type name	GDS Contract
Purpose of contract	General
Contract start date	01/04/2015
Contract end date	

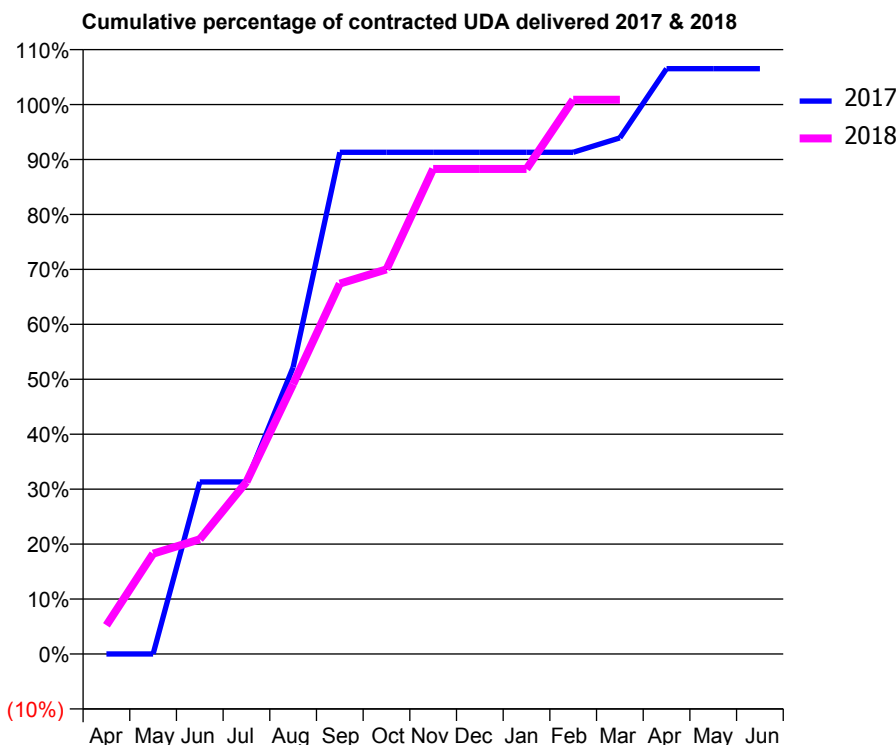
17/18 Contracted general activity (UDA)	46
Carry forward general activity (UDA)	0
17/18 Contracted orthodontic activity (UOA)	0
Carry forward orthodontic activity (UOA)	0
Baseline contract value	£1,410.93

ACCESS*

Patients seen in 24 months	Total	Change since previous quarter
Quarter ending March 2017	31	
Quarter ending June 2017	36	↑
Quarter ending September 2017	29	↓
Quarter ending December 2017	20	↓
Quarter ending March 2018	18	↓
Variance since March 2017	(41.9%)	↓



ACTIVITY



Month	Adjusted Scheduled Activity (UDA)	
	2017	2018
April	0	2
May	0	8
June	14	10
July	14	14
August	24	23
September	42	31
October	42	32
November	42	41
December	42	41
January	42	41
February	42	46
March	43	46
April	49	
May	49	
June	49	

QUALITY

	Quantity	Base Number	Contract	AT	Region	England
% of FP17s for the same patient ID Re-attending within 3 months - Children	0	8	0.0%	10.3%	11.6%	11.9%
% of FP17s for the same patient ID Re-attending within 3 months - Adults	0	36	0.0%	14.7%	15.4%	16.0%
% of FP17s for the same patient ID Re-attending between 3 & 9 months - Children	0	8	0.0%	56.0%	59.4%	58.3%
% of FP17s for the same patient ID Re-attending between 3 & 9 months - Adults	0	36	0.0%	49.0%	51.3%	50.3%
% of FP17s for Band 1 Urgent Courses	37	39	94.9%	8.6%	8.0%	9.1%
% of FP17s Relating to Free Repair or Replacements	0	39	0.0%	0.7%	0.8%	0.8%
% of FP17s Relating to Continuations	0	39	0.0%	0.9%	1.0%	1.0%
% of Patients satisfied with the dentistry they have received	0	0	N/A	91.2%	91.7%	91.5%
% of Patients satisfied with the time they had to wait for an appointment	0	0	N/A	88.7%	88.3%	87.9%

* This is based on patients treated on this contract for their most recent course of treatment. Figures in italics indicate the base number of FP17s or Patient Questionnaire responses are less than 100. N/A is shown where the base number of responses is less than 10 during the period. % is calculated as Quantity/Base number*100

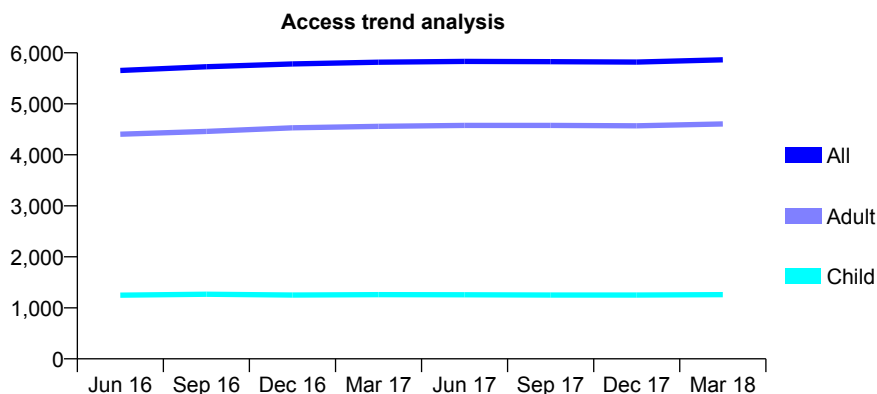
Q57 - Vital Signs At a Glance Contract Report for 684007/0001 - March 2018

Name or company name	MR EL SCHNEL
Contract type name	GDS Contract
Purpose of contract	General
Contract start date	01/04/2006
Contract end date	

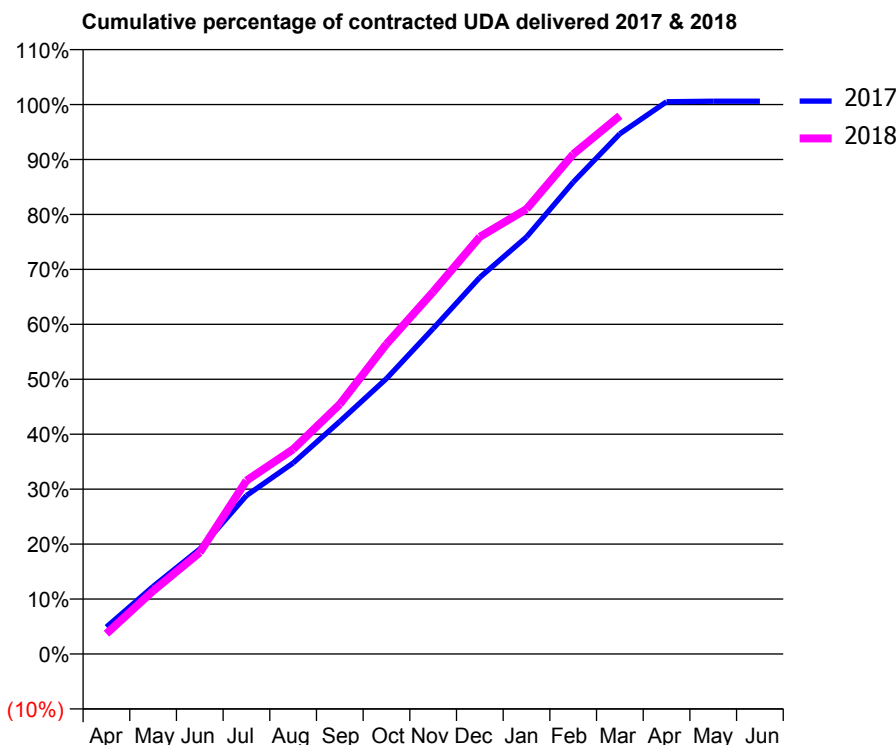
17/18 Contracted general activity (UDA)	16,250
Carry forward general activity (UDA)	-99
17/18 Contracted orthodontic activity (UOA)	0
Carry forward orthodontic activity (UOA)	0
Baseline contract value	£515,108.31

ACCESS*

Patients seen in 24 months	Total	Change since previous quarter
Quarter ending March 2017	5,816	
Quarter ending June 2017	5,832	→
Quarter ending September 2017	5,826	→
Quarter ending December 2017	5,818	→
Quarter ending March 2018	5,864	→
Variance since March 2017	0.8%	→



ACTIVITY



Month	Adjusted Scheduled Activity (UDA)	
	2017	2018
April	797	603
May	1,996	1,867
June	3,107	3,004
July	4,686	5,126
August	5,650	6,054
September	6,879	7,388
October	8,146	9,166
November	9,626	10,711
December	11,138	12,338
January	12,332	13,156
February	13,952	14,782
March	15,386	15,916
April	16,330	
May	16,349	
June	16,349	

QUALITY

	Quantity	Base Number	Contract	AT	Region	England
% of FP17s for the same patient ID Re-attending within 3 months - Children	125	1,787	7.0%	10.3%	11.6%	11.9%
% of FP17s for the same patient ID Re-attending within 3 months - Adults	864	5,906	14.6%	14.7%	15.4%	16.0%
% of FP17s for the same patient ID Re-attending between 3 & 9 months - Children	1,006	1,787	56.3%	56.0%	59.4%	58.3%
% of FP17s for the same patient ID Re-attending between 3 & 9 months - Adults	2,897	5,906	49.1%	49.0%	51.3%	50.3%
% of FP17s for Band 1 Urgent Courses	465	7,288	6.4%	8.6%	8.0%	9.1%
% of FP17s Relating to Free Repair or Replacements	68	7,288	0.9%	0.7%	0.8%	0.8%
% of FP17s Relating to Continuations	117	7,288	1.6%	0.9%	1.0%	1.0%
% of Patients satisfied with the dentistry they have received	11	11	100.0%	91.2%	91.7%	91.5%
% of Patients satisfied with the time they had to wait for an appointment	9	11	81.8%	88.7%	88.3%	87.9%

* This is based on patients treated on this contract for their most recent course of treatment. Figures in italics indicate the base number of FP17s or Patient Questionnaire responses are less than 100. N/A is shown where the base number of responses is less than 10 during the period. % is calculated as Quantity/Base number*100

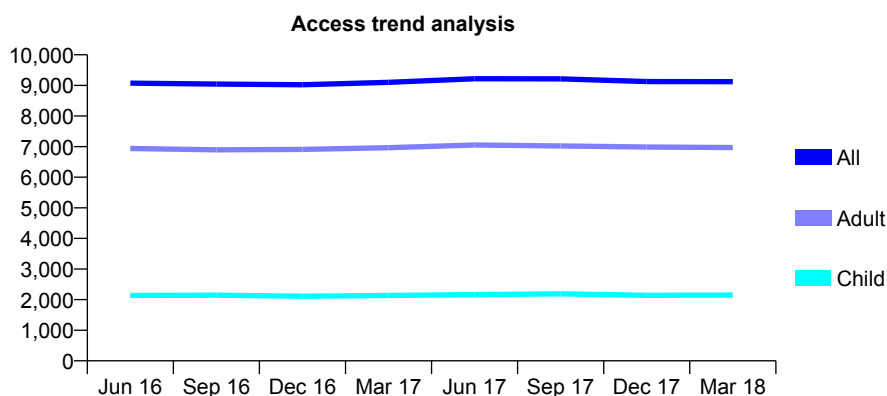
Q57 - Vital Signs At a Glance Contract Report for 685364/0002 - March 2018

Name or company name	MRS G SENNIK
Contract type name	GDS Contract
Purpose of contract	General
Contract start date	01/04/2006
Contract end date	

17/18 Contracted general activity (UDA)	28,017
Carry forward general activity (UDA)	0
17/18 Contracted orthodontic activity (UOA)	0
Carry forward orthodontic activity (UOA)	0
Baseline contract value	£848,392.92

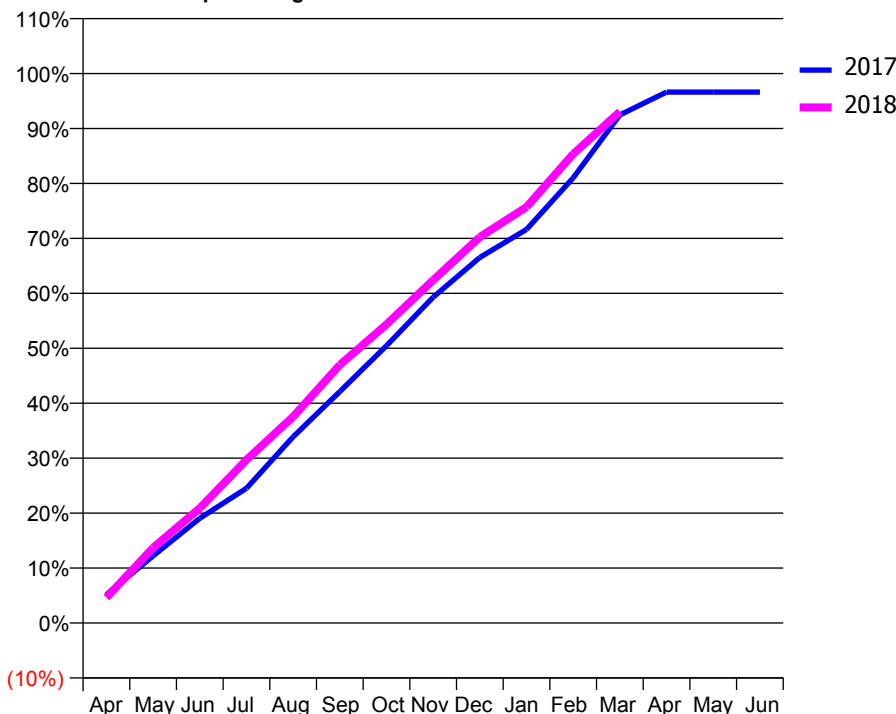
ACCESS*

Patients seen in 24 months	Total	Change since previous quarter
Quarter ending March 2017	9,102	
Quarter ending June 2017	9,217	→
Quarter ending September 2017	9,212	→
Quarter ending December 2017	9,128	→
Quarter ending March 2018	9,122	→
Variance since March 2017	0.2%	→



ACTIVITY

Cumulative percentage of contracted UDA delivered 2017 & 2018



Month	Adjusted Scheduled Activity (UDA)	
	2017	2018
April	1,498	1,297
May	3,541	3,835
June	5,531	5,856
July	7,113	8,317
August	9,825	10,524
September	12,214	13,157
October	14,636	15,229
November	17,192	17,483
December	19,294	19,681
January	20,772	21,208
February	23,498	23,918
March	26,819	26,069
April	28,022	
May	28,017	
June	28,017	

QUALITY

	Quantity	Base Number	Contract	AT	Region	England
% of FP17s for the same patient ID Re-attending within 3 months - Children	154	2,846	5.4%	10.3%	11.6%	11.9%
% of FP17s for the same patient ID Re-attending within 3 months - Adults	1,092	8,561	12.8%	14.7%	15.4%	16.0%
% of FP17s for the same patient ID Re-attending between 3 & 9 months - Children	1,499	2,846	52.7%	56.0%	59.4%	58.3%
% of FP17s for the same patient ID Re-attending between 3 & 9 months - Adults	4,116	8,561	48.1%	49.0%	51.3%	50.3%
% of FP17s for Band 1 Urgent Courses	997	11,001	9.1%	8.6%	8.0%	9.1%
% of FP17s Relating to Free Repair or Replacements	115	11,001	1.0%	0.7%	0.8%	0.8%
% of FP17s Relating to Continuations	58	11,001	0.5%	0.9%	1.0%	1.0%
% of Patients satisfied with the dentistry they have received	10	11	90.9%	91.2%	91.7%	91.5%
% of Patients satisfied with the time they had to wait for an appointment	10	11	90.9%	88.7%	88.3%	87.9%

* This is based on patients treated on this contract for their most recent course of treatment. Figures in italics indicate the base number of FP17s or Patient Questionnaire responses are less than 100. N/A is shown where the base number of responses is less than 10 during the period. % is calculated as Quantity/Base number*100

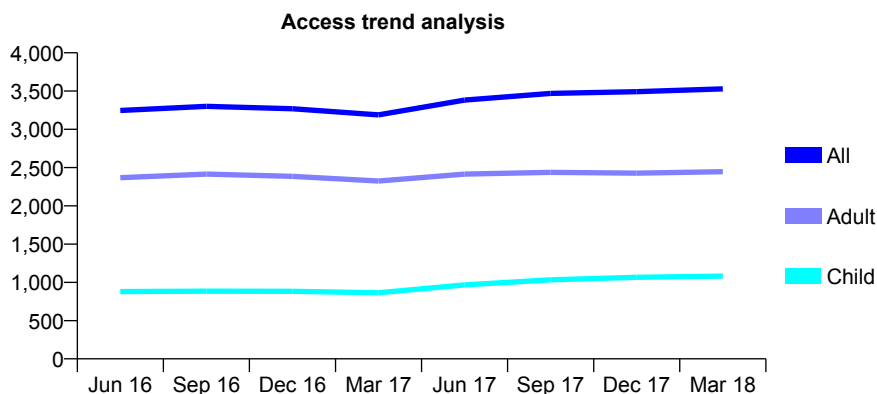
Q57 - Vital Signs At a Glance Contract Report for 686212/0001 - March 2018

Name or company name	MISS IO AMRORE
Contract type name	GDS Contract
Purpose of contract	General
Contract start date	01/04/2006
Contract end date	

17/18 Contracted general activity (UDA)	8,814
Carry forward general activity (UDA)	51
17/18 Contracted orthodontic activity (UOA)	0
Carry forward orthodontic activity (UOA)	0
Baseline contract value	£221,754.53

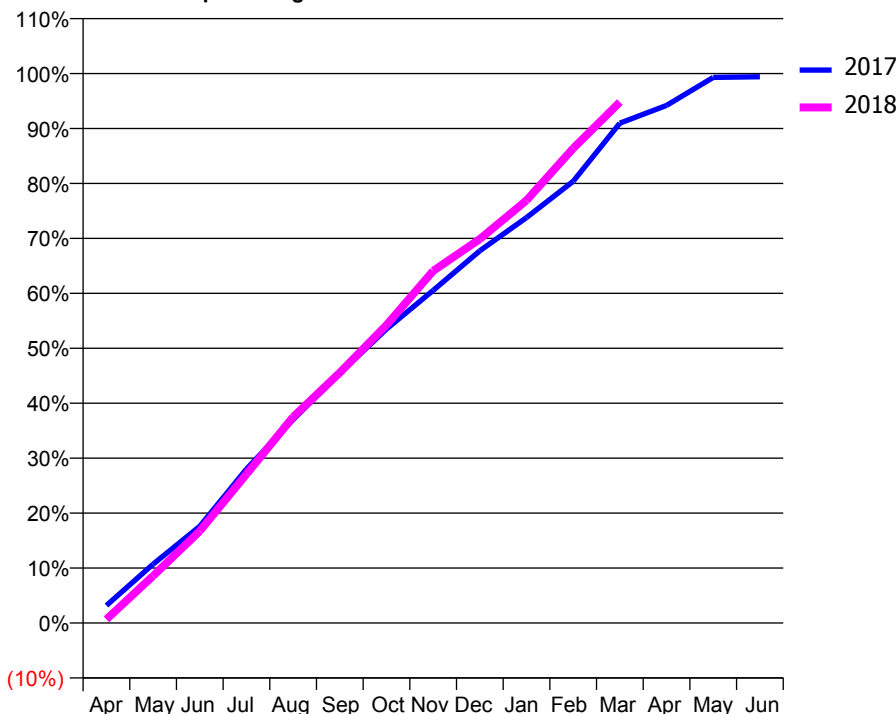
ACCESS*

Patients seen in 24 months	Total	Change since previous quarter
Quarter ending March 2017	3,189	
Quarter ending June 2017	3,382	↑
Quarter ending September 2017	3,469	↑
Quarter ending December 2017	3,492	→
Quarter ending March 2018	3,528	→
Variance since March 2017	10.6%	↑



ACTIVITY

Cumulative percentage of contracted UDA delivered 2017 & 2018



Month	Adjusted Scheduled Activity (UDA)	
	2017	2018
April	282	59
May	944	757
June	1,551	1,474
July	2,470	2,389
August	3,263	3,306
September	4,004	4,016
October	4,716	4,780
November	5,336	5,649
December	5,972	6,159
January	6,503	6,779
February	7,085	7,613
March	8,018	8,355
April	8,302	
May	8,751	
June	8,763	

QUALITY

	Quantity	Base Number	Contract	AT	Region	England
% of FP17s for the same patient ID Re-attending within 3 months - Children	91	1,276	7.1%	10.3%	11.6%	11.9%
% of FP17s for the same patient ID Re-attending within 3 months - Adults	394	2,723	14.5%	14.7%	15.4%	16.0%
% of FP17s for the same patient ID Re-attending between 3 & 9 months - Children	430	1,276	33.7%	56.0%	59.4%	58.3%
% of FP17s for the same patient ID Re-attending between 3 & 9 months - Adults	953	2,723	35.0%	49.0%	51.3%	50.3%
% of FP17s for Band 1 Urgent Courses	355	3,690	9.6%	8.6%	8.0%	9.1%
% of FP17s Relating to Free Repair or Replacements	20	3,690	0.5%	0.7%	0.8%	0.8%
% of FP17s Relating to Continuations	31	3,690	0.8%	0.9%	1.0%	1.0%
% of Patients satisfied with the dentistry they have received	3	4	N/A	91.2%	91.7%	91.5%
% of Patients satisfied with the time they had to wait for an appointment	3	4	N/A	88.7%	88.3%	87.9%

* This is based on patients treated on this contract for their most recent course of treatment. Figures in italics indicate the base number of FP17s or Patient Questionnaire responses are less than 100. N/A is shown where the base number of responses is less than 10 during the period. % is calculated as Quantity/Base number*100

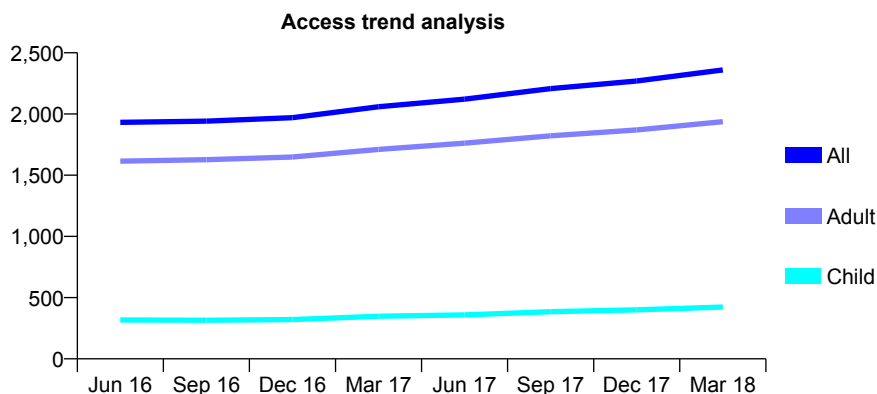
Q57 - Vital Signs At a Glance Contract Report for 691968/0001 - March 2018

Name or company name	The Hollies Dental Practice
Contract type name	GDS Contract
Purpose of contract	General
Contract start date	01/05/2012
Contract end date	

17/18 Contracted general activity (UDA)	8,676
Carry forward general activity (UDA)	848
17/18 Contracted orthodontic activity (UOA)	0
Carry forward orthodontic activity (UOA)	0
Baseline contract value	£201,126.97

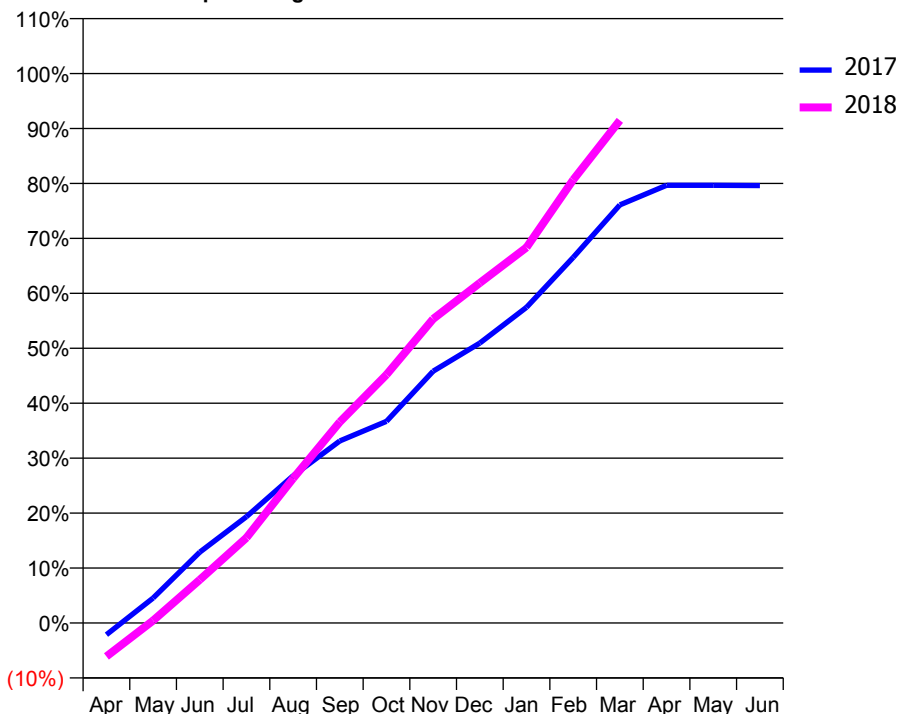
ACCESS*

Patients seen in 24 months	Total	Change since previous quarter
Quarter ending March 2017	2,059	
Quarter ending June 2017	2,121	↑
Quarter ending September 2017	2,207	↑
Quarter ending December 2017	2,270	↑
Quarter ending March 2018	2,360	↑
Variance since March 2017	14.6%	↑



ACTIVITY

Cumulative percentage of contracted UDA delivered 2017 & 2018



Month	Adjusted Scheduled Activity (UDA)	
	2017	2018
April	-187	-529
May	395	39
June	1,120	684
July	1,680	1,347
August	2,326	2,283
September	2,875	3,174
October	3,184	3,921
November	3,976	4,801
December	4,420	5,370
January	4,984	5,929
February	5,772	6,997
March	6,602	7,936
April	6,911	
May	6,911	
June	6,908	

QUALITY

	Quantity	Base Number	Contract	AT	Region	England
% of FP17s for the same patient ID Re-attending within 3 months - Children	54	650	8.3%	10.3%	11.6%	11.9%
% of FP17s for the same patient ID Re-attending within 3 months - Adults	558	2,973	18.8%	14.7%	15.4%	16.0%
% of FP17s for the same patient ID Re-attending between 3 & 9 months - Children	322	650	49.5%	56.0%	59.4%	58.3%
% of FP17s for the same patient ID Re-attending between 3 & 9 months - Adults	1,489	2,973	50.1%	49.0%	51.3%	50.3%
% of FP17s for Band 1 Urgent Courses	310	3,510	8.8%	8.6%	8.0%	9.1%
% of FP17s Relating to Free Repair or Replacements	53	3,510	1.5%	0.7%	0.8%	0.8%
% of FP17s Relating to Continuations	16	3,510	0.5%	0.9%	1.0%	1.0%
% of Patients satisfied with the dentistry they have received	11	12	91.7%	91.2%	91.7%	91.5%
% of Patients satisfied with the time they had to wait for an appointment	11	12	91.7%	88.7%	88.3%	87.9%

* This is based on patients treated on this contract for their most recent course of treatment. Figures in italics indicate the base number of FP17s or Patient Questionnaire responses are less than 100. N/A is shown where the base number of responses is less than 10 during the period. % is calculated as Quantity/Base number*100

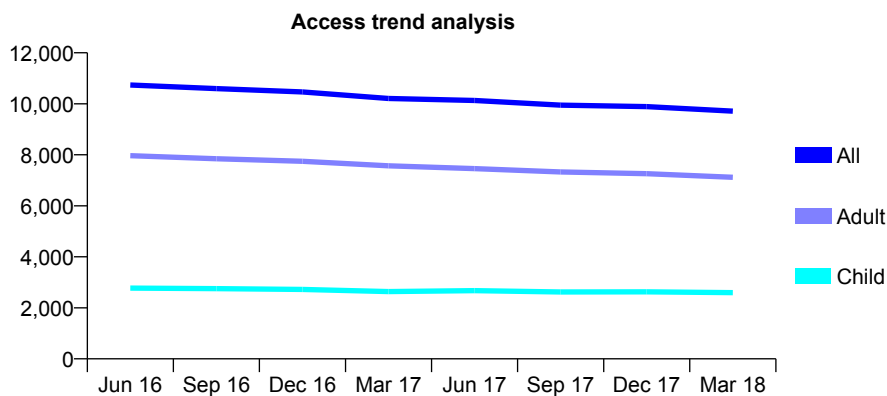
Q57 - Vital Signs At a Glance Contract Report for 694444/0001 - March 2018

Name or company name	MR AA MOHSENI
Contract type name	GDS Contract
Purpose of contract	General
Contract start date	01/11/2007
Contract end date	

17/18 Contracted general activity (UDA)	29,350
Carry forward general activity (UDA)	-587
17/18 Contracted orthodontic activity (UOA)	0
Carry forward orthodontic activity (UOA)	0
Baseline contract value	£701,636.62

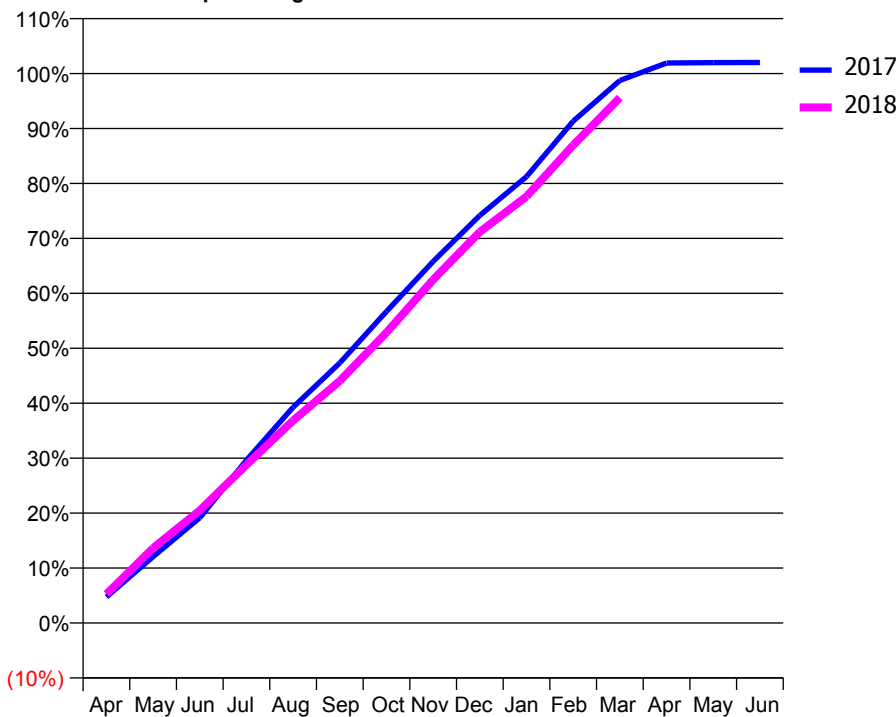
ACCESS*

Patients seen in 24 months	Total	Change since previous quarter
Quarter ending March 2017	10,209	
Quarter ending June 2017	10,132	→
Quarter ending September 2017	9,947	↓
Quarter ending December 2017	9,888	→
Quarter ending March 2018	9,715	↓
Variance since March 2017	(4.8%)	↓



ACTIVITY

Cumulative percentage of contracted UDA delivered 2017 & 2018



Month	Adjusted Scheduled Activity (UDA)	
	2017	2018
April	1,394	1,541
May	3,546	4,007
June	5,625	6,018
July	8,701	8,451
August	11,524	10,813
September	13,891	12,929
October	16,642	15,517
November	19,312	18,333
December	21,770	20,894
January	23,839	22,779
February	26,802	25,520
March	28,976	28,055
April	29,914	
May	29,931	
June	29,938	

QUALITY

	Quantity	Base Number	Contract	AT	Region	England
% of FP17s for the same patient ID Re-attending within 3 months - Children	243	3,730	6.5%	10.3%	11.6%	11.9%
% of FP17s for the same patient ID Re-attending within 3 months - Adults	1,581	9,962	15.9%	14.7%	15.4%	16.0%
% of FP17s for the same patient ID Re-attending between 3 & 9 months - Children	2,364	3,730	63.4%	56.0%	59.4%	58.3%
% of FP17s for the same patient ID Re-attending between 3 & 9 months - Adults	5,113	9,962	51.3%	49.0%	51.3%	50.3%
% of FP17s for Band 1 Urgent Courses	1,143	13,194	8.7%	8.6%	8.0%	9.1%
% of FP17s Relating to Free Repair or Replacements	110	13,194	0.8%	0.7%	0.8%	0.8%
% of FP17s Relating to Continuations	248	13,194	1.9%	0.9%	1.0%	1.0%
% of Patients satisfied with the dentistry they have received	14	14	100.0%	91.2%	91.7%	91.5%
% of Patients satisfied with the time they had to wait for an appointment	12	14	85.7%	88.7%	88.3%	87.9%

* This is based on patients treated on this contract for their most recent course of treatment. Figures in italics indicate the base number of FP17s or Patient Questionnaire responses are less than 100. N/A is shown where the base number of responses is less than 10 during the period. % is calculated as Quantity/Base number*100

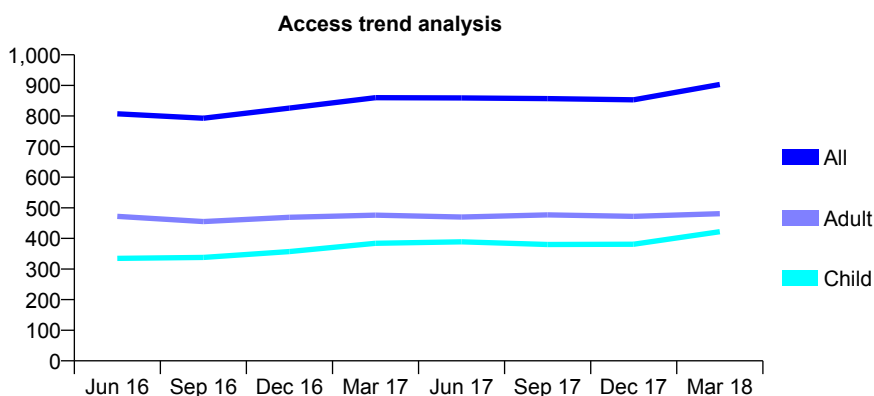
Q57 - Vital Signs At a Glance Contract Report for 731358/0002 - March 2018

Name or company name	Aveley Dental Surgery
Contract type name	GDS Contract
Purpose of contract	General
Contract start date	01/04/2009
Contract end date	

17/18 Contracted general activity (UDA)	1,800
Carry forward general activity (UDA)	-36
17/18 Contracted orthodontic activity (UOA)	0
Carry forward orthodontic activity (UOA)	0
Baseline contract value	£43,931.02

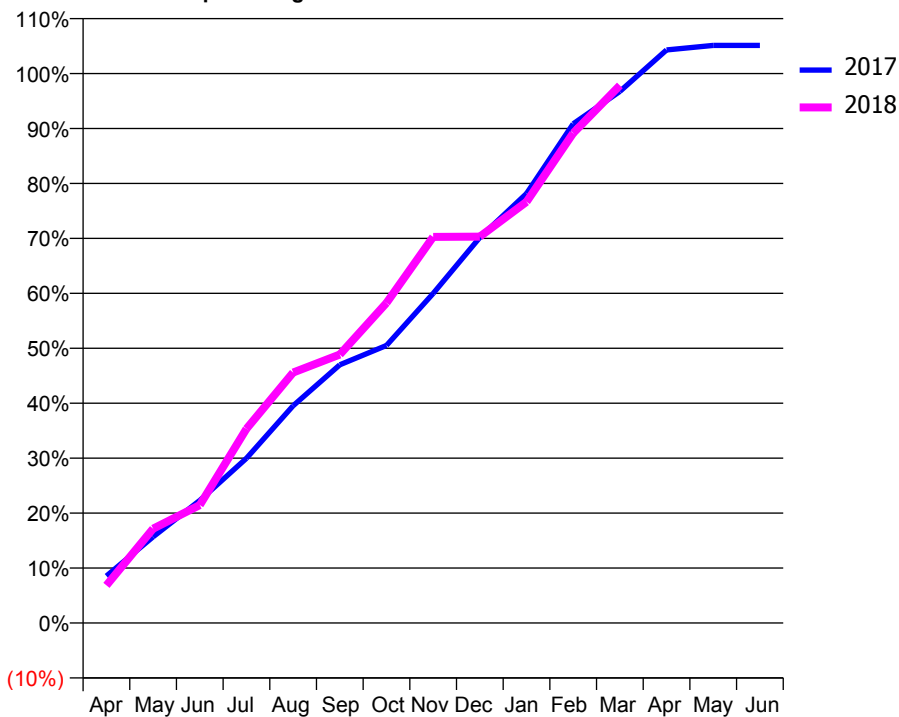
ACCESS*

Patients seen in 24 months	Total	Change since previous quarter
Quarter ending March 2017	860	
Quarter ending June 2017	859	→
Quarter ending September 2017	857	→
Quarter ending December 2017	853	→
Quarter ending March 2018	903	↑
Variance since March 2017	5.0%	↑



ACTIVITY

Cumulative percentage of contracted UDA delivered 2017 & 2018



Month	Adjusted Scheduled Activity (UDA)	
	2017	2018
April	154	123
May	283	309
June	402	386
July	540	636
August	712	821
September	846	880
October	909	1,049
November	1,079	1,265
December	1,263	1,266
January	1,407	1,380
February	1,635	1,605
March	1,741	1,761
April	1,877	
May	1,892	
June	1,892	

QUALITY

	Quantity	Base Number	Contract	AT	Region	England
% of FP17s for the same patient ID Re-attending within 3 months - Children	17	392	4.3%	10.3%	11.6%	11.9%
% of FP17s for the same patient ID Re-attending within 3 months - Adults	39	426	9.2%	14.7%	15.4%	16.0%
% of FP17s for the same patient ID Re-attending between 3 & 9 months - Children	84	392	21.4%	56.0%	59.4%	58.3%
% of FP17s for the same patient ID Re-attending between 3 & 9 months - Adults	84	426	19.7%	49.0%	51.3%	50.3%
% of FP17s for Band 1 Urgent Courses	20	763	2.6%	8.6%	8.0%	9.1%
% of FP17s Relating to Free Repair or Replacements	3	763	0.4%	0.7%	0.8%	0.8%
% of FP17s Relating to Continuations	12	763	1.6%	0.9%	1.0%	1.0%
% of Patients satisfied with the dentistry they have received	2	2	N/A	91.2%	91.7%	91.5%
% of Patients satisfied with the time they had to wait for an appointment	2	2	N/A	88.7%	88.3%	87.9%

* This is based on patients treated on this contract for their most recent course of treatment. Figures in italics indicate the base number of FP17s or Patient Questionnaire responses are less than 100. N/A is shown where the base number of responses is less than 10 during the period. % is calculated as Quantity/Base number*100

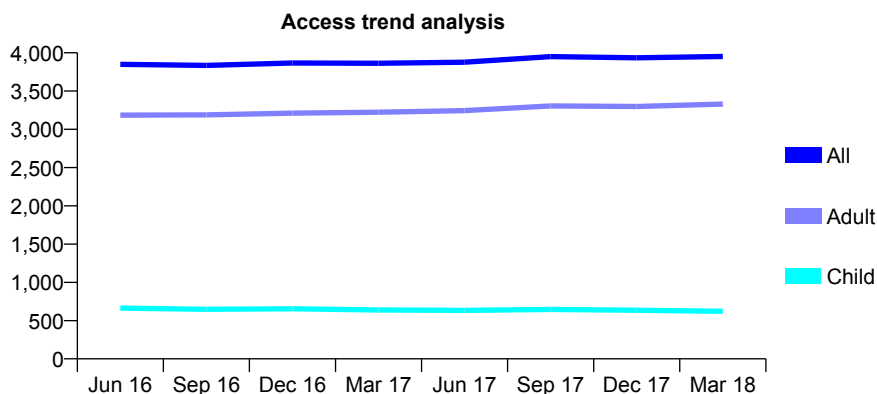
Q57 - Vital Signs At a Glance Contract Report for 732265/0001 - March 2018

Name or company name	MR ND RANKIN
Contract type name	GDS Contract
Purpose of contract	General
Contract start date	01/04/2006
Contract end date	

17/18 Contracted general activity (UDA)	9,401
Carry forward general activity (UDA)	-128
17/18 Contracted orthodontic activity (UOA)	0
Carry forward orthodontic activity (UOA)	0
Baseline contract value	£201,241.02

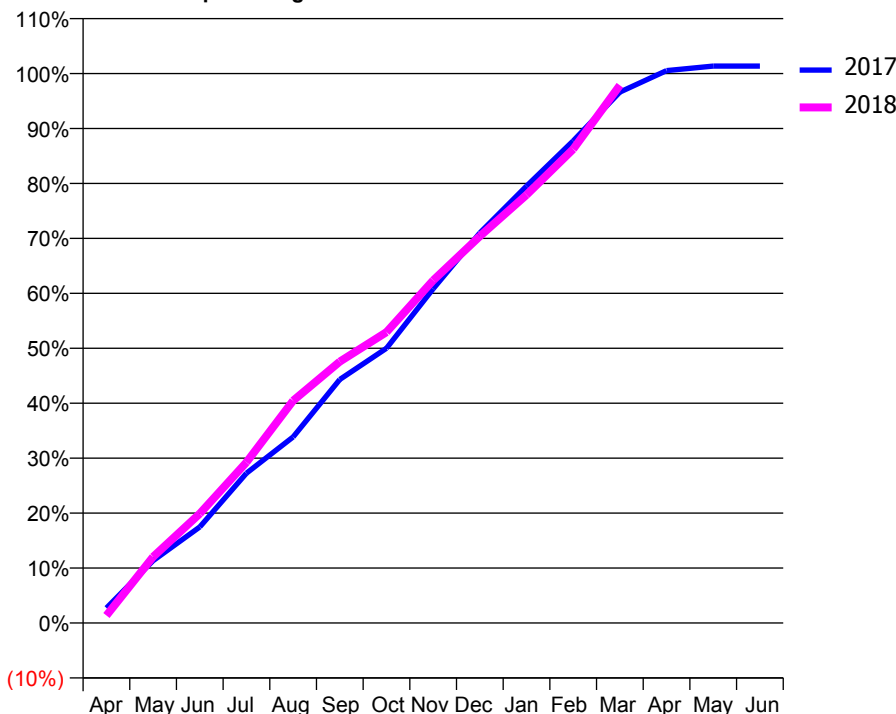
ACCESS*

Patients seen in 24 months	Total	Change since previous quarter
Quarter ending March 2017	3,863	
Quarter ending June 2017	3,877	→
Quarter ending September 2017	3,951	→
Quarter ending December 2017	3,934	→
Quarter ending March 2018	3,952	→
Variance since March 2017	2.3%	↑



ACTIVITY

Cumulative percentage of contracted UDA delivered 2017 & 2018



Month	Adjusted Scheduled Activity (UDA)	
	2017	2018
April	256	128
May	1,066	1,134
June	1,643	1,872
July	2,563	2,749
August	3,184	3,804
September	4,166	4,472
October	4,700	4,976
November	5,717	5,861
December	6,675	6,618
January	7,475	7,324
February	8,249	8,106
March	9,083	9,199
April	9,451	
May	9,529	
June	9,529	

QUALITY

	Quantity	Base Number	Contract	AT	Region	England
% of FP17s for the same patient ID Re-attending within 3 months - Children	52	833	6.2%	10.3%	11.6%	11.9%
% of FP17s for the same patient ID Re-attending within 3 months - Adults	615	4,157	14.8%	14.7%	15.4%	16.0%
% of FP17s for the same patient ID Re-attending between 3 & 9 months - Children	389	833	46.7%	56.0%	59.4%	58.3%
% of FP17s for the same patient ID Re-attending between 3 & 9 months - Adults	1,648	4,157	39.6%	49.0%	51.3%	50.3%
% of FP17s for Band 1 Urgent Courses	279	4,743	5.9%	8.6%	8.0%	9.1%
% of FP17s Relating to Free Repair or Replacements	43	4,743	0.9%	0.7%	0.8%	0.8%
% of FP17s Relating to Continuations	65	4,743	1.4%	0.9%	1.0%	1.0%
% of Patients satisfied with the dentistry they have received	16	16	100.0%	91.2%	91.7%	91.5%
% of Patients satisfied with the time they had to wait for an appointment	16	16	100.0%	88.7%	88.3%	87.9%

* This is based on patients treated on this contract for their most recent course of treatment. Figures in italics indicate the base number of FP17s or Patient Questionnaire responses are less than 100. N/A is shown where the base number of responses is less than 10 during the period. % is calculated as Quantity/Base number*100

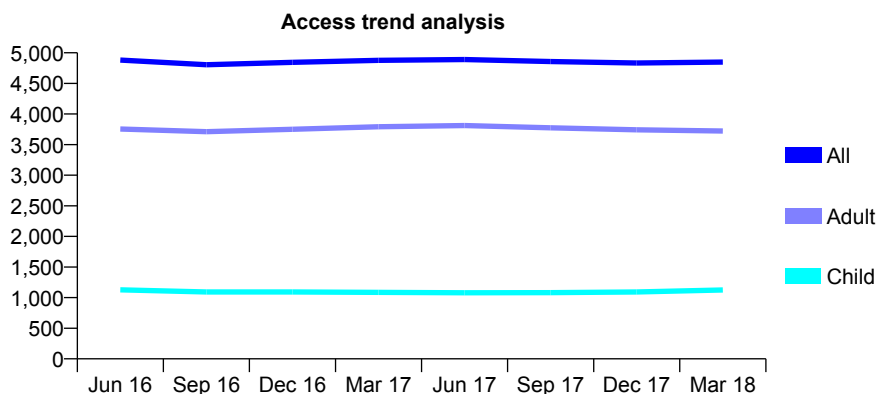
Q57 - Vital Signs At a Glance Contract Report for 738131/0001 - March 2018

Name or company name	MR FM LUTTERODT
Contract type name	GDS Contract
Purpose of contract	General
Contract start date	01/04/2006
Contract end date	

17/18 Contracted general activity (UDA)	13,688
Carry forward general activity (UDA)	-274
17/18 Contracted orthodontic activity (UOA)	0
Carry forward orthodontic activity (UOA)	0
Baseline contract value	£453,443.04

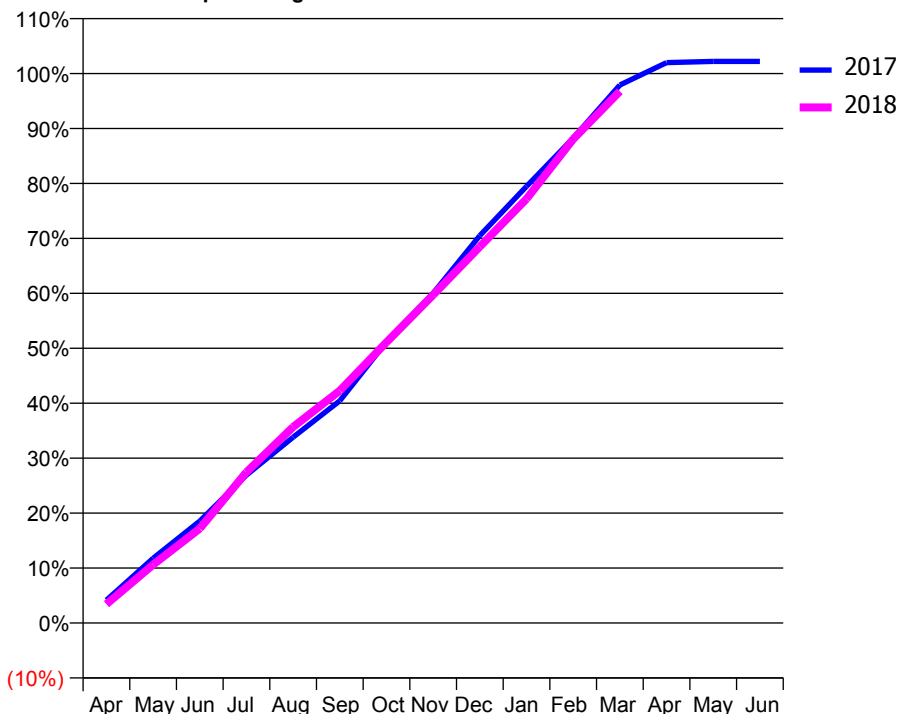
ACCESS*

Patients seen in 24 months	Total	Change since previous quarter
Quarter ending March 2017	4,877	
Quarter ending June 2017	4,891	→
Quarter ending September 2017	4,857	→
Quarter ending December 2017	4,834	→
Quarter ending March 2018	4,848	→
Variance since March 2017	(0.6%)	→



ACTIVITY

Cumulative percentage of contracted UDA delivered 2017 & 2018



Month	Adjusted Scheduled Activity (UDA)	
	2017	2018
April	570	469
May	1,613	1,453
June	2,538	2,354
July	3,684	3,757
August	4,628	4,886
September	5,535	5,788
October	7,004	6,992
November	8,215	8,172
December	9,650	9,374
January	10,878	10,566
February	12,079	12,053
March	13,402	13,245
April	13,961	
May	13,990	
June	13,990	

QUALITY

	Quantity	Base Number	Contract	AT	Region	England
% of FP17s for the same patient ID Re-attending within 3 months - Children	61	1,257	4.9%	10.3%	11.6%	11.9%
% of FP17s for the same patient ID Re-attending within 3 months - Adults	663	4,711	14.1%	14.7%	15.4%	16.0%
% of FP17s for the same patient ID Re-attending between 3 & 9 months - Children	534	1,257	42.5%	56.0%	59.4%	58.3%
% of FP17s for the same patient ID Re-attending between 3 & 9 months - Adults	2,369	4,711	50.3%	49.0%	51.3%	50.3%
% of FP17s for Band 1 Urgent Courses	377	5,709	6.6%	8.6%	8.0%	9.1%
% of FP17s Relating to Free Repair or Replacements	53	5,709	0.9%	0.7%	0.8%	0.8%
% of FP17s Relating to Continuations	50	5,709	0.9%	0.9%	1.0%	1.0%
% of Patients satisfied with the dentistry they have received	3	3	N/A	91.2%	91.7%	91.5%
% of Patients satisfied with the time they had to wait for an appointment	3	3	N/A	88.7%	88.3%	87.9%

* This is based on patients treated on this contract for their most recent course of treatment. Figures in italics indicate the base number of FP17s or Patient Questionnaire responses are less than 100. N/A is shown where the base number of responses is less than 10 during the period. % is calculated as Quantity/Base number*100

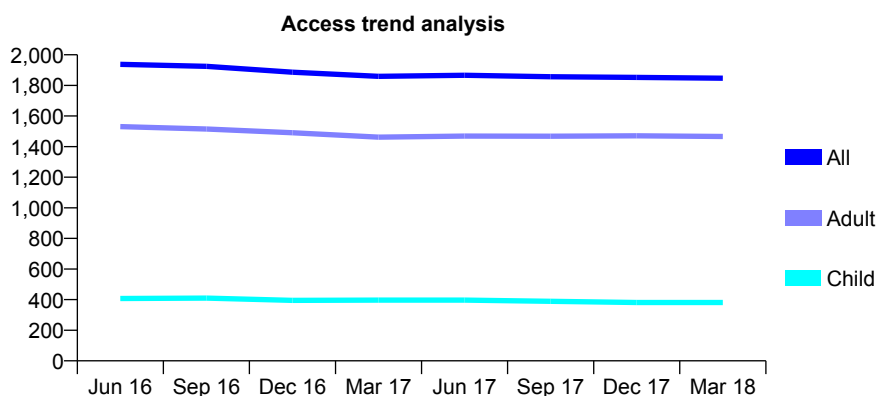
Q57 - Vital Signs At a Glance Contract Report for 738476/0001 - March 2018

Name or company name	MR J VAPIWALA
Contract type name	GDS Contract
Purpose of contract	General
Contract start date	01/04/2006
Contract end date	

17/18 Contracted general activity (UDA)	6,898
Carry forward general activity (UDA)	-138
17/18 Contracted orthodontic activity (UOA)	0
Carry forward orthodontic activity (UOA)	0
Baseline contract value	£192,246.72

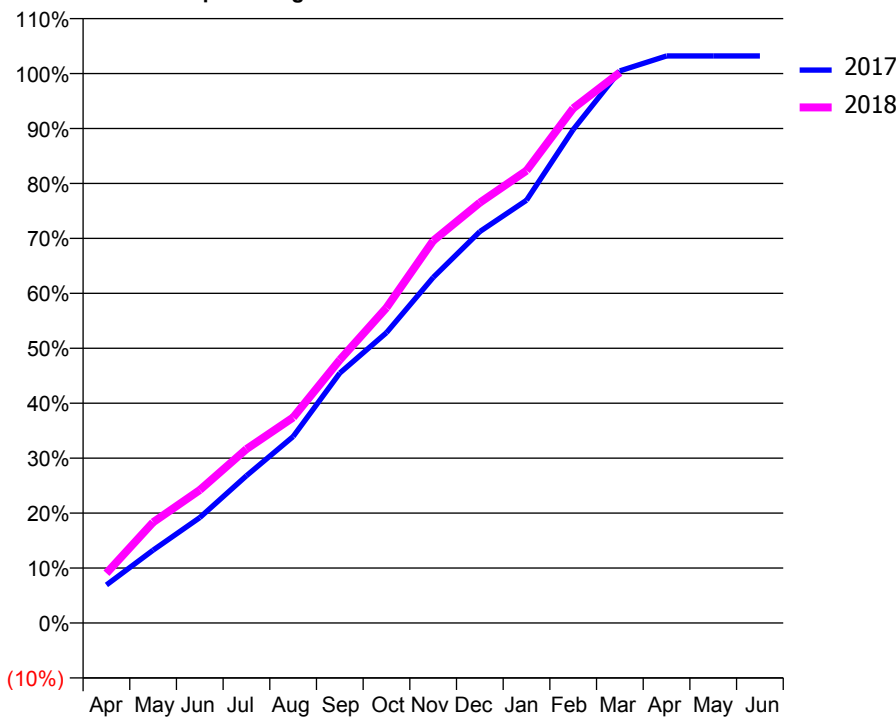
ACCESS*

Patients seen in 24 months	Total	Change since previous quarter
Quarter ending March 2017	1,859	
Quarter ending June 2017	1,866	→
Quarter ending September 2017	1,857	→
Quarter ending December 2017	1,852	→
Quarter ending March 2018	1,847	→
Variance since March 2017	(0.6%)	→



ACTIVITY

Cumulative percentage of contracted UDA delivered 2017 & 2018



Month	Adjusted Scheduled Activity (UDA)	
	2017	2018
April	478	625
May	915	1,264
June	1,323	1,669
July	1,849	2,183
August	2,340	2,580
September	3,138	3,303
October	3,645	3,958
November	4,338	4,798
December	4,913	5,277
January	5,307	5,678
February	6,194	6,460
March	6,931	6,910
April	7,119	
May	7,119	
June	7,119	

QUALITY

	Quantity	Base Number	Contract	AT	Region	England
% of FP17s for the same patient ID Re-attending within 3 months - Children	44	567	7.8%	10.3%	11.6%	11.9%
% of FP17s for the same patient ID Re-attending within 3 months - Adults	422	2,333	18.1%	14.7%	15.4%	16.0%
% of FP17s for the same patient ID Re-attending between 3 & 9 months - Children	355	567	62.6%	56.0%	59.4%	58.3%
% of FP17s for the same patient ID Re-attending between 3 & 9 months - Adults	1,395	2,333	59.8%	49.0%	51.3%	50.3%
% of FP17s for Band 1 Urgent Courses	221	2,820	7.8%	8.6%	8.0%	9.1%
% of FP17s Relating to Free Repair or Replacements	58	2,820	2.1%	0.7%	0.8%	0.8%
% of FP17s Relating to Continuations	175	2,820	6.2%	0.9%	1.0%	1.0%
% of Patients satisfied with the dentistry they have received	5	5	N/A	91.2%	91.7%	91.5%
% of Patients satisfied with the time they had to wait for an appointment	5	5	N/A	88.7%	88.3%	87.9%

* This is based on patients treated on this contract for their most recent course of treatment. Figures in italics indicate the base number of FP17s or Patient Questionnaire responses are less than 100. N/A is shown where the base number of responses is less than 10 during the period. % is calculated as Quantity/Base number*100

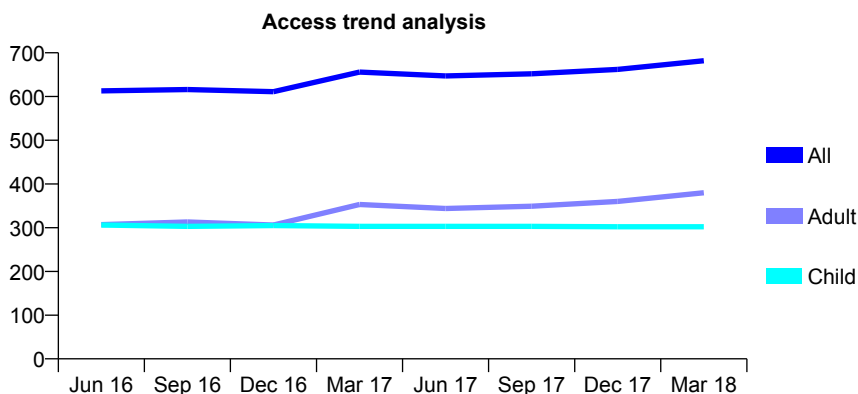
Q57 - Vital Signs At a Glance Contract Report for 741981/0001 - March 2018

Name or company name	MRS K VINCENT
Contract type name	GDS Contract
Purpose of contract	General
Contract start date	01/05/2007
Contract end date	

17/18 Contracted general activity (UDA)	1,912
Carry forward general activity (UDA)	0
17/18 Contracted orthodontic activity (UOA)	0
Carry forward orthodontic activity (UOA)	0
Baseline contract value	£54,868.59

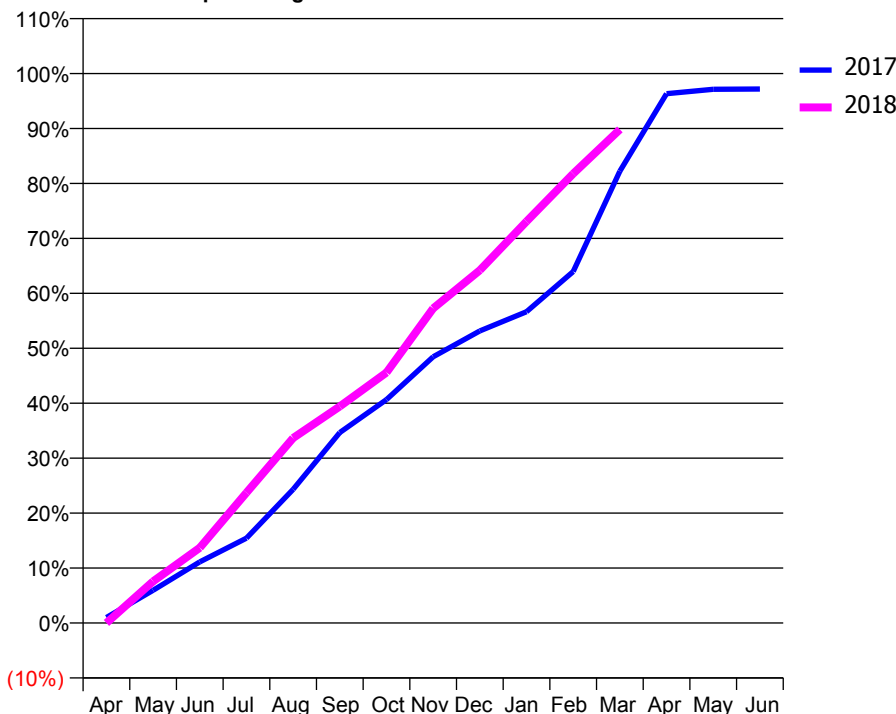
ACCESS*

Patients seen in 24 months	Total	Change since previous quarter
Quarter ending March 2017	656	
Quarter ending June 2017	647	↓
Quarter ending September 2017	652	→
Quarter ending December 2017	662	→
Quarter ending March 2018	682	↑
Variance since March 2017	4.0%	↑



ACTIVITY

Cumulative percentage of contracted UDA delivered 2017 & 2018



Month	Adjusted Scheduled Activity (UDA)	
	2017	2018
April	19	0
May	114	145
June	213	262
July	295	454
August	465	644
September	663	754
October	777	872
November	926	1,095
December	1,016	1,227
January	1,083	1,397
February	1,223	1,564
March	1,572	1,717
April	1,842	
May	1,857	
June	1,858	

QUALITY

	Quantity	Base Number	Contract	AT	Region	England
% of FP17s for the same patient ID Re-attending within 3 months - Children	30	442	6.8%	10.3%	11.6%	11.9%
% of FP17s for the same patient ID Re-attending within 3 months - Adults	105	474	22.2%	14.7%	15.4%	16.0%
% of FP17s for the same patient ID Re-attending between 3 & 9 months - Children	226	442	51.1%	56.0%	59.4%	58.3%
% of FP17s for the same patient ID Re-attending between 3 & 9 months - Adults	191	474	40.3%	49.0%	51.3%	50.3%
% of FP17s for Band 1 Urgent Courses	88	848	10.4%	8.6%	8.0%	9.1%
% of FP17s Relating to Free Repair or Replacements	2	848	0.2%	0.7%	0.8%	0.8%
% of FP17s Relating to Continuations	10	848	1.2%	0.9%	1.0%	1.0%
% of Patients satisfied with the dentistry they have received	0	0	N/A	91.2%	91.7%	91.5%
% of Patients satisfied with the time they had to wait for an appointment	0	0	N/A	88.7%	88.3%	87.9%

* This is based on patients treated on this contract for their most recent course of treatment. Figures in italics indicate the base number of FP17s or Patient Questionnaire responses are less than 100. N/A is shown where the base number of responses is less than 10 during the period. % is calculated as Quantity/Base number*100

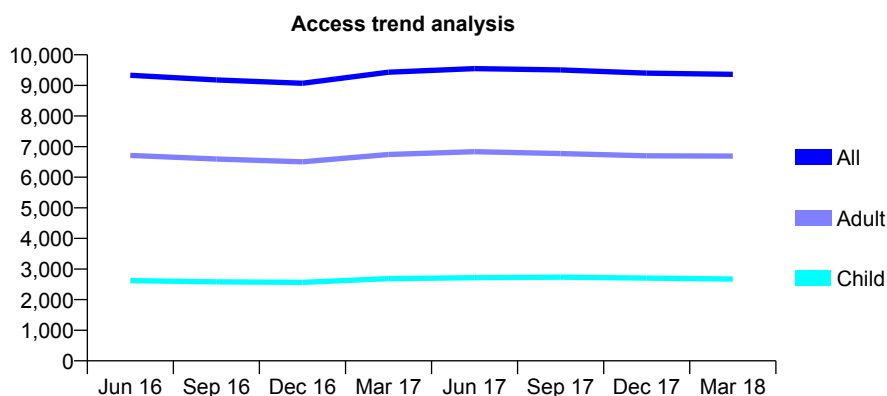
Q57 - Vital Signs At a Glance Contract Report for 749052/0001 - March 2018

Name or company name	MR HW DIXON
Contract type name	Pilot Contract
Purpose of contract	General
Contract start date	01/04/2006
Contract end date	

17/18 Contracted general activity (UDA)	25,212
Carry forward general activity (UDA)	0
17/18 Contracted orthodontic activity (UOA)	0
Carry forward orthodontic activity (UOA)	0
Baseline contract value	£692,093.62

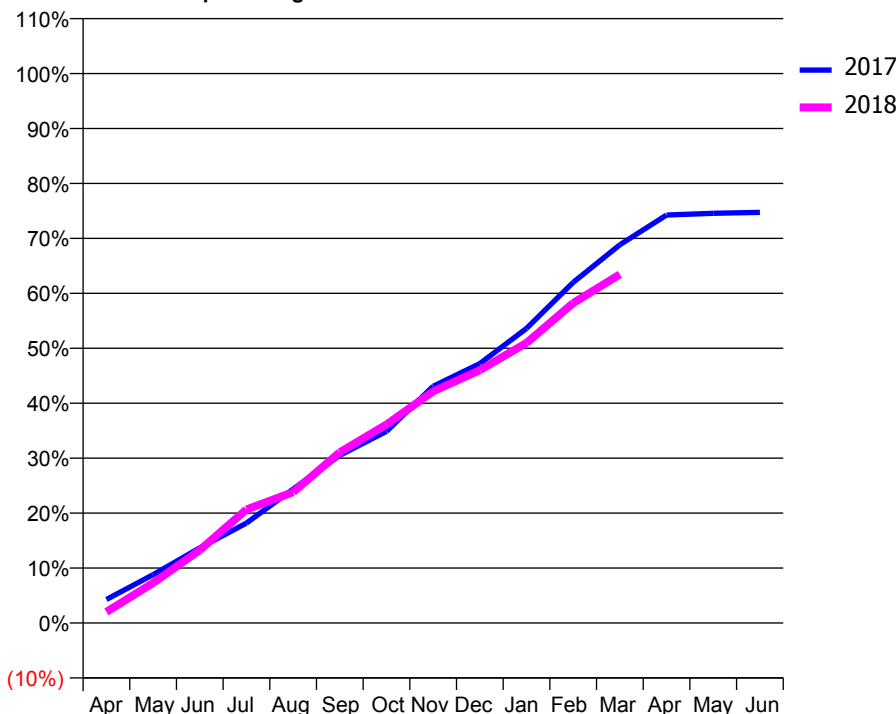
ACCESS*

Patients seen in 24 months	Total	Change since previous quarter
Quarter ending March 2017	9,432	
Quarter ending June 2017	9,550	→
Quarter ending September 2017	9,507	→
Quarter ending December 2017	9,402	↓
Quarter ending March 2018	9,362	→
Variance since March 2017	(0.7%)	→



ACTIVITY

Cumulative percentage of contracted UDA delivered 2017 & 2018



Month	Adjusted Scheduled Activity (UDA)	
	2017	2018
April	1,078	513
May	2,215	1,838
June	3,446	3,342
July	4,586	5,207
August	6,147	6,003
September	7,693	7,832
October	8,797	9,106
November	10,862	10,631
December	11,900	11,600
January	13,516	12,851
February	15,631	14,683
March	17,353	15,994
April	18,720	
May	18,798	
June	18,843	

QUALITY

	Quantity	Base Number	Contract	AT	Region	England
% of FP17s for the same patient ID Re-attending within 3 months - Children	254	3,322	7.6%	10.3%	11.6%	11.9%
% of FP17s for the same patient ID Re-attending within 3 months - Adults	1,208	7,692	15.7%	14.7%	15.4%	16.0%
% of FP17s for the same patient ID Re-attending between 3 & 9 months - Children	1,636	3,322	49.2%	56.0%	59.4%	58.3%
% of FP17s for the same patient ID Re-attending between 3 & 9 months - Adults	2,776	7,692	36.1%	49.0%	51.3%	50.3%
% of FP17s for Band 1 Urgent Courses	1,010	9,302	10.9%	8.6%	8.0%	9.1%
% of FP17s Relating to Free Repair or Replacements	66	9,302	0.7%	0.7%	0.8%	0.8%
% of FP17s Relating to Continuations	4	9,302	0.0%	0.9%	1.0%	1.0%
% of Patients satisfied with the dentistry they have received	9	13	69.2%	91.2%	91.7%	91.5%
% of Patients satisfied with the time they had to wait for an appointment	11	13	84.6%	88.7%	88.3%	87.9%

* This is based on patients treated on this contract for their most recent course of treatment. Figures in italics indicate the base number of FP17s or Patient Questionnaire responses are less than 100. N/A is shown where the base number of responses is less than 10 during the period. % is calculated as Quantity/Base number*100

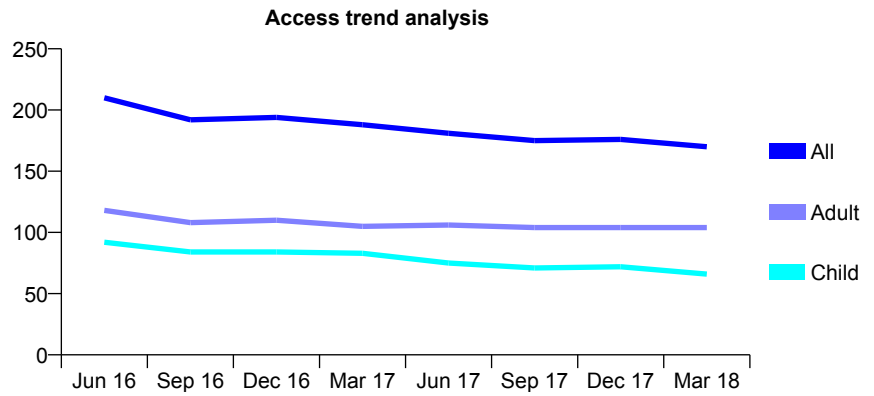
Q57 - Vital Signs At a Glance Contract Report for 754684/0001 - March 2018

Name or company name	MRS SK RANA
Contract type name	GDS Contract
Purpose of contract	General
Contract start date	01/04/2006
Contract end date	

17/18 Contracted general activity (UDA)	700
Carry forward general activity (UDA)	-13
17/18 Contracted orthodontic activity (UOA)	0
Carry forward orthodontic activity (UOA)	0
Baseline contract value	£17,918.97

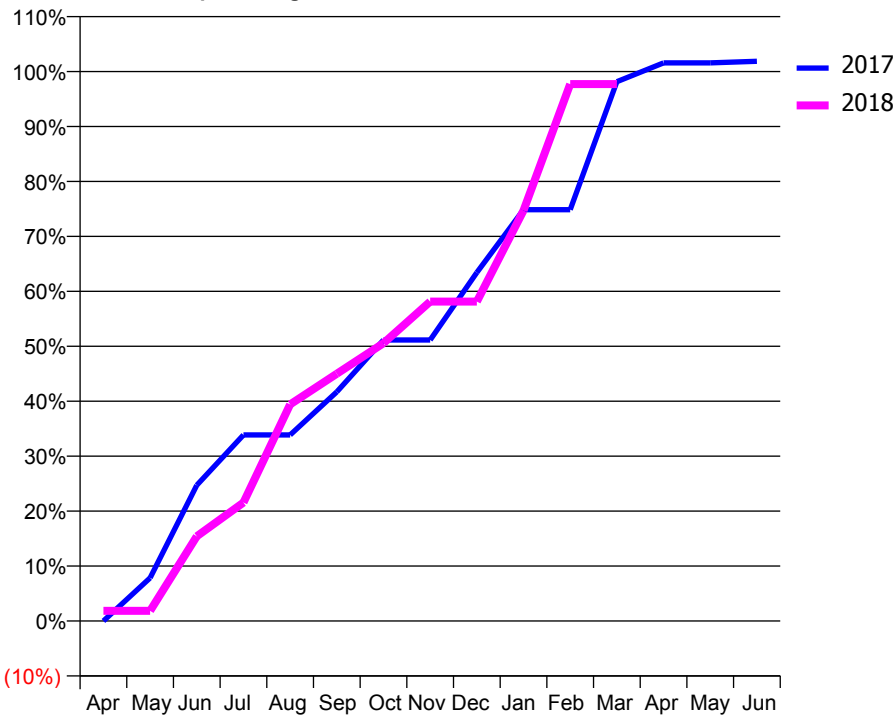
ACCESS*

Patients seen in 24 months	Total	Change since previous quarter
Quarter ending March 2017	188	
Quarter ending June 2017	181	↓
Quarter ending September 2017	175	↓
Quarter ending December 2017	176	→
Quarter ending March 2018	170	↓
Variance since March 2017	(9.6%)	↓



ACTIVITY

Cumulative percentage of contracted UDA delivered 2017 & 2018



Month	Adjusted Scheduled Activity (UDA)	
	2017	2018
April	0	13
May	55	13
June	173	108
July	237	151
August	237	276
September	292	315
October	358	354
November	358	407
December	444	407
January	524	523
February	524	684
March	687	684
April	711	
May	711	
June	713	

QUALITY

	Quantity	Base Number	Contract	AT	Region	England
% of FP17s for the same patient ID Re-attending within 3 months - Children	2	104	1.9%	10.3%	11.6%	11.9%
% of FP17s for the same patient ID Re-attending within 3 months - Adults	10	143	7.0%	14.7%	15.4%	16.0%
% of FP17s for the same patient ID Re-attending between 3 & 9 months - Children	72	104	69.2%	56.0%	59.4%	58.3%
% of FP17s for the same patient ID Re-attending between 3 & 9 months - Adults	103	143	72.0%	49.0%	51.3%	50.3%
% of FP17s for Band 1 Urgent Courses	0	243	0.0%	8.6%	8.0%	9.1%
% of FP17s Relating to Free Repair or Replacements	0	243	0.0%	0.7%	0.8%	0.8%
% of FP17s Relating to Continuations	0	243	0.0%	0.9%	1.0%	1.0%
% of Patients satisfied with the dentistry they have received	0	0	N/A	91.2%	91.7%	91.5%
% of Patients satisfied with the time they had to wait for an appointment	0	0	N/A	88.7%	88.3%	87.9%

* This is based on patients treated on this contract for their most recent course of treatment. Figures in italics indicate the base number of FP17s or Patient Questionnaire responses are less than 100. N/A is shown where the base number of responses is less than 10 during the period. % is calculated as Quantity/Base number*100

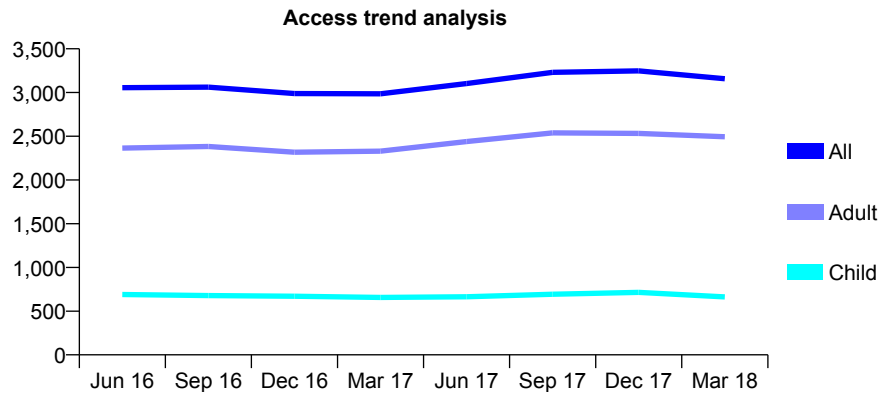
Q57 - Vital Signs At a Glance Contract Report for 755761/0001 - March 2018

Name or company name	MR MD BAILY
Contract type name	GDS Contract
Purpose of contract	General
Contract start date	01/04/2006
Contract end date	

17/18 Contracted general activity (UDA)	8,538
Carry forward general activity (UDA)	-43
17/18 Contracted orthodontic activity (UOA)	0
Carry forward orthodontic activity (UOA)	0
Baseline contract value	£215,242.22

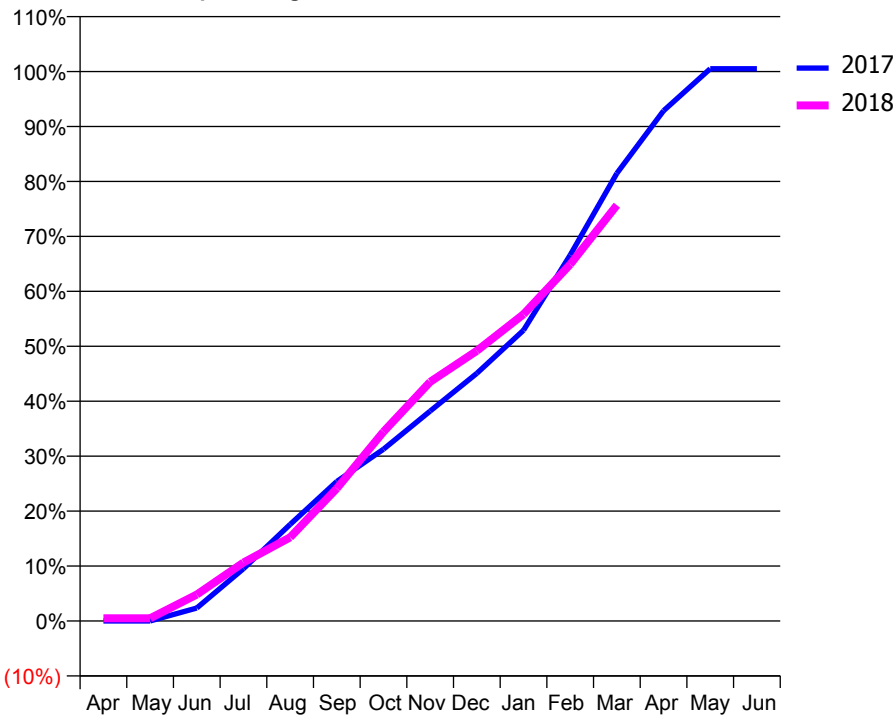
ACCESS*

Patients seen in 24 months	Total	Change since previous quarter
Quarter ending March 2017	2,986	
Quarter ending June 2017	3,103	↑
Quarter ending September 2017	3,231	↑
Quarter ending December 2017	3,248	→
Quarter ending March 2018	3,157	↓
Variance since March 2017	5.7%	↑



ACTIVITY

Cumulative percentage of contracted UDA delivered 2017 & 2018



Month	Adjusted Scheduled Activity (UDA)	
	2017	2018
April	0	43
May	0	43
June	203	412
July	813	909
August	1,501	1,300
September	2,168	2,060
October	2,669	2,941
November	3,261	3,716
December	3,848	4,199
January	4,517	4,767
February	5,687	5,542
March	6,957	6,460
April	7,928	
May	8,580	
June	8,581	

QUALITY

	Quantity	Base Number	Contract	AT	Region	England
% of FP17s for the same patient ID Re-attending within 3 months - Children	28	708	4.0%	10.3%	11.6%	11.9%
% of FP17s for the same patient ID Re-attending within 3 months - Adults	367	2,625	14.0%	14.7%	15.4%	16.0%
% of FP17s for the same patient ID Re-attending between 3 & 9 months - Children	179	708	25.3%	56.0%	59.4%	58.3%
% of FP17s for the same patient ID Re-attending between 3 & 9 months - Adults	630	2,625	24.0%	49.0%	51.3%	50.3%
% of FP17s for Band 1 Urgent Courses	280	2,722	10.3%	8.6%	8.0%	9.1%
% of FP17s Relating to Free Repair or Replacements	39	2,722	1.4%	0.7%	0.8%	0.8%
% of FP17s Relating to Continuations	56	2,722	2.1%	0.9%	1.0%	1.0%
% of Patients satisfied with the dentistry they have received	8	9	N/A	91.2%	91.7%	91.5%
% of Patients satisfied with the time they had to wait for an appointment	8	9	N/A	88.7%	88.3%	87.9%

* This is based on patients treated on this contract for their most recent course of treatment. Figures in italics indicate the base number of FP17s or Patient Questionnaire responses are less than 100. N/A is shown where the base number of responses is less than 10 during the period. % is calculated as Quantity/Base number*100

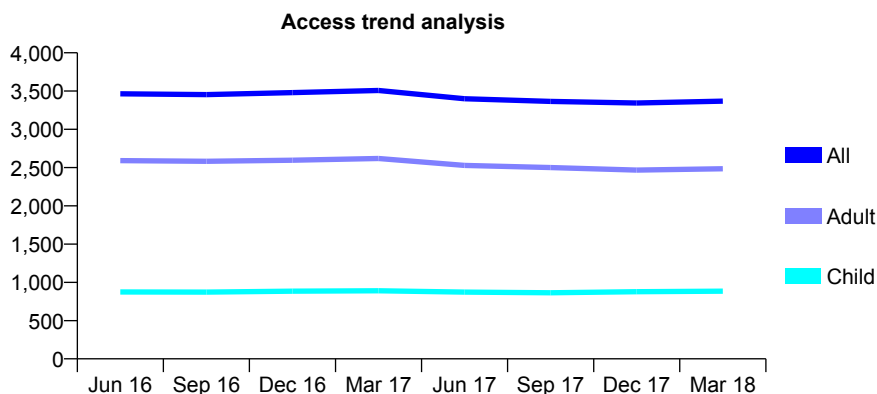
Q57 - Vital Signs At a Glance Contract Report for 755931/0001 - March 2018

Name or company name	MISS R DHARIWAL
Contract type name	GDS Contract
Purpose of contract	General
Contract start date	01/04/2006
Contract end date	

17/18 Contracted general activity (UDA)	9,500
Carry forward general activity (UDA)	-30
17/18 Contracted orthodontic activity (UOA)	0
Carry forward orthodontic activity (UOA)	0
Baseline contract value	£253,929.82

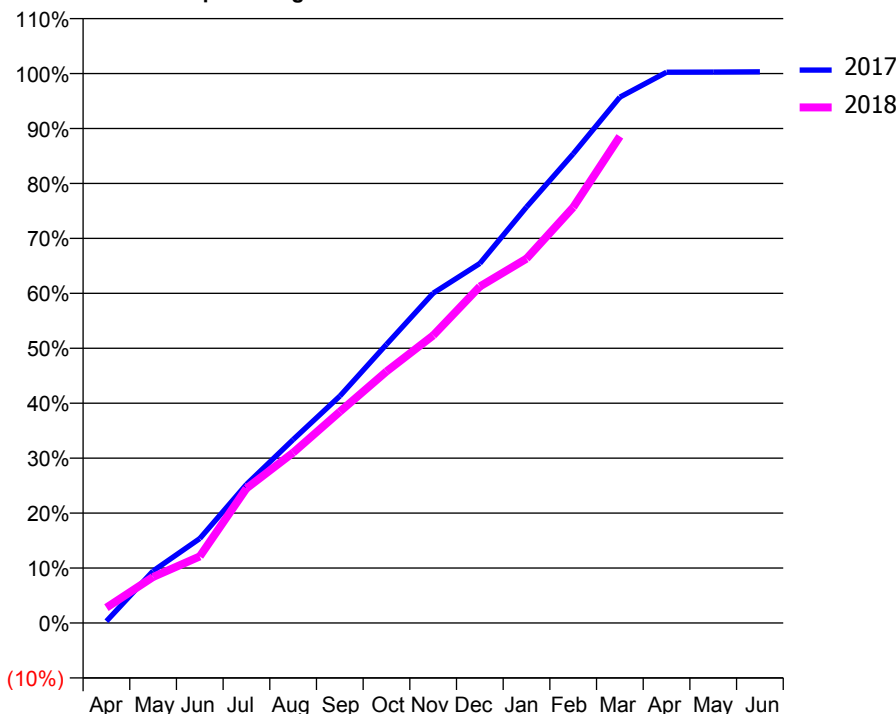
ACCESS*

Patients seen in 24 months	Total	Change since previous quarter
Quarter ending March 2017	3,508	
Quarter ending June 2017	3,400	↓
Quarter ending September 2017	3,364	↓
Quarter ending December 2017	3,344	→
Quarter ending March 2018	3,369	→
Variance since March 2017	(4.0%)	↓



ACTIVITY

Cumulative percentage of contracted UDA delivered 2017 & 2018



Month	Adjusted Scheduled Activity (UDA)	
	2017	2018
April	32	266
May	901	797
June	1,460	1,151
July	2,397	2,327
August	3,170	2,945
September	3,922	3,653
October	4,817	4,350
November	5,701	4,972
December	6,216	5,817
January	7,191	6,300
February	8,112	7,186
March	9,090	8,414
April	9,523	
May	9,525	
June	9,530	

QUALITY

	Quantity	Base Number	Contract	AT	Region	England
% of FP17s for the same patient ID Re-attending within 3 months - Children	88	1,213	7.3%	10.3%	11.6%	11.9%
% of FP17s for the same patient ID Re-attending within 3 months - Adults	462	3,073	15.0%	14.7%	15.4%	16.0%
% of FP17s for the same patient ID Re-attending between 3 & 9 months - Children	685	1,213	56.5%	56.0%	59.4%	58.3%
% of FP17s for the same patient ID Re-attending between 3 & 9 months - Adults	1,430	3,073	46.5%	49.0%	51.3%	50.3%
% of FP17s for Band 1 Urgent Courses	334	4,087	8.2%	8.6%	8.0%	9.1%
% of FP17s Relating to Free Repair or Replacements	34	4,087	0.8%	0.7%	0.8%	0.8%
% of FP17s Relating to Continuations	20	4,087	0.5%	0.9%	1.0%	1.0%
% of Patients satisfied with the dentistry they have received	7	7	N/A	91.2%	91.7%	91.5%
% of Patients satisfied with the time they had to wait for an appointment	5	7	N/A	88.7%	88.3%	87.9%

* This is based on patients treated on this contract for their most recent course of treatment. Figures in italics indicate the base number of FP17s or Patient Questionnaire responses are less than 100. N/A is shown where the base number of responses is less than 10 during the period. % is calculated as Quantity/Base number*100

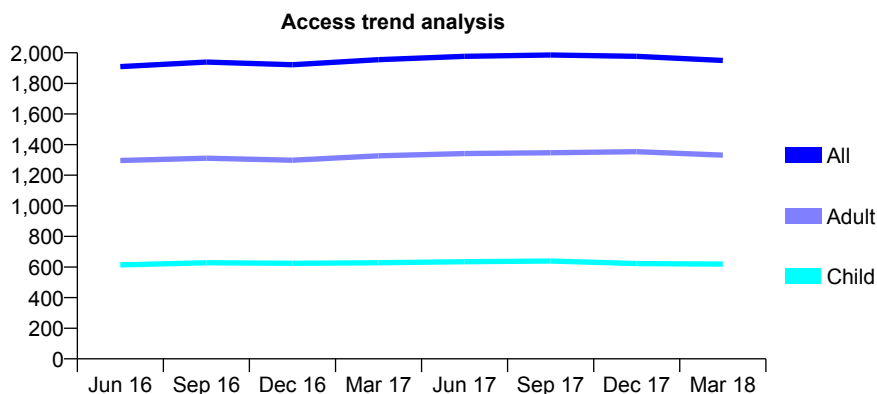
Q57 - Vital Signs At a Glance Contract Report for 764922/0001 - March 2018

Name or company name	MR J GREGORY
Contract type name	GDS Contract
Purpose of contract	General
Contract start date	01/04/2006
Contract end date	

17/18 Contracted general activity (UDA)	6,000
Carry forward general activity (UDA)	-86
17/18 Contracted orthodontic activity (UOA)	0
Carry forward orthodontic activity (UOA)	0
Baseline contract value	£154,441.97

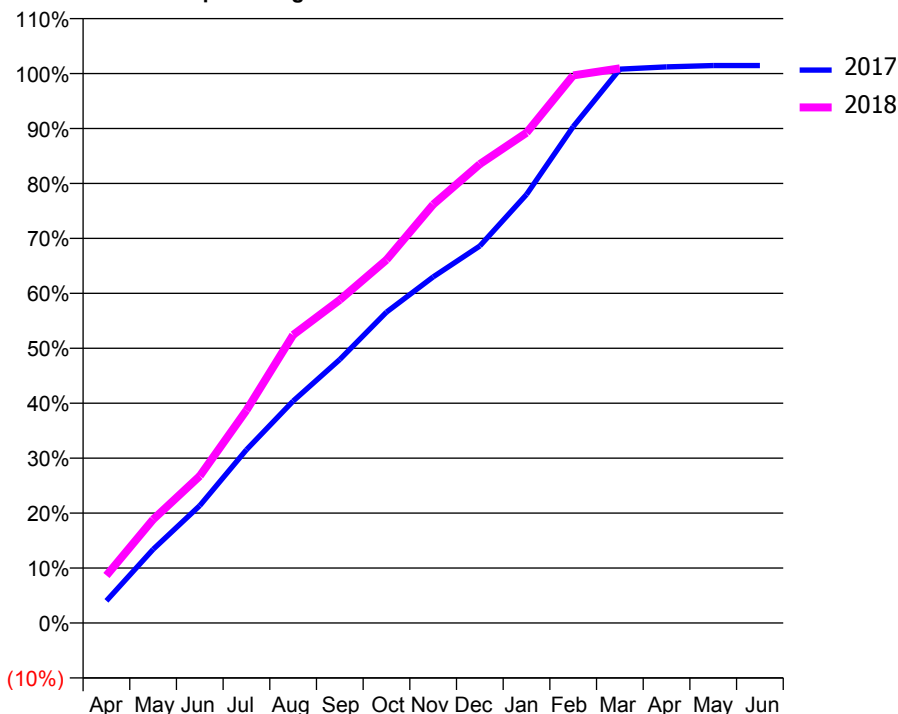
ACCESS*

Patients seen in 24 months	Total	Change since previous quarter
Quarter ending March 2017	1,955	
Quarter ending June 2017	1,977	→
Quarter ending September 2017	1,986	→
Quarter ending December 2017	1,977	→
Quarter ending March 2018	1,950	↓
Variance since March 2017	(0.3%)	→



ACTIVITY

Cumulative percentage of contracted UDA delivered 2017 & 2018



Month	Adjusted Scheduled Activity (UDA)	
	2017	2018
April	243	518
May	804	1,131
June	1,282	1,605
July	1,892	2,323
August	2,424	3,145
September	2,878	3,528
October	3,395	3,965
November	3,778	4,570
December	4,116	5,010
January	4,679	5,353
February	5,420	5,979
March	6,047	6,056
April	6,072	
May	6,086	
June	6,086	

QUALITY

	Quantity	Base Number	Contract	AT	Region	England
% of FP17s for the same patient ID Re-attending within 3 months - Children	67	988	6.8%	10.3%	11.6%	11.9%
% of FP17s for the same patient ID Re-attending within 3 months - Adults	243	1,913	12.7%	14.7%	15.4%	16.0%
% of FP17s for the same patient ID Re-attending between 3 & 9 months - Children	688	988	69.6%	56.0%	59.4%	58.3%
% of FP17s for the same patient ID Re-attending between 3 & 9 months - Adults	1,307	1,913	68.3%	49.0%	51.3%	50.3%
% of FP17s for Band 1 Urgent Courses	125	2,888	4.3%	8.6%	8.0%	9.1%
% of FP17s Relating to Free Repair or Replacements	20	2,888	0.7%	0.7%	0.8%	0.8%
% of FP17s Relating to Continuations	33	2,888	1.1%	0.9%	1.0%	1.0%
% of Patients satisfied with the dentistry they have received	5	5	N/A	91.2%	91.7%	91.5%
% of Patients satisfied with the time they had to wait for an appointment	3	5	N/A	88.7%	88.3%	87.9%

* This is based on patients treated on this contract for their most recent course of treatment. Figures in italics indicate the base number of FP17s or Patient Questionnaire responses are less than 100. N/A is shown where the base number of responses is less than 10 during the period. % is calculated as Quantity/Base number*100

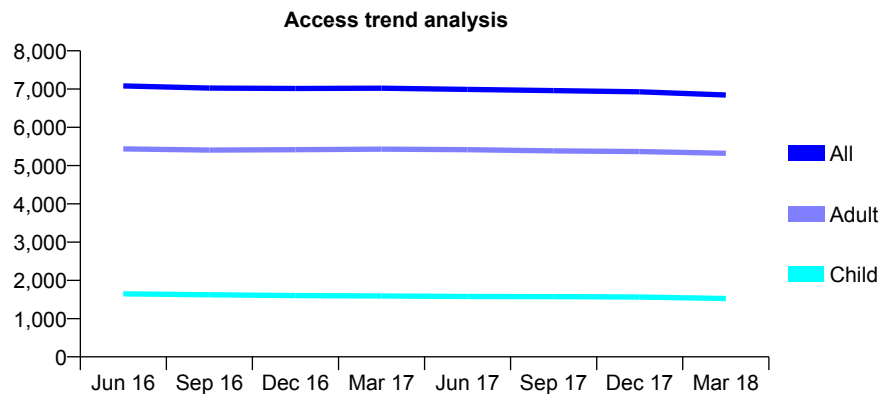
Q57 - Vital Signs At a Glance Contract Report for 768251/0002 - March 2018

Name or company name	MR AM MANUELSSON
Contract type name	GDS Contract
Purpose of contract	General
Contract start date	01/04/2006
Contract end date	

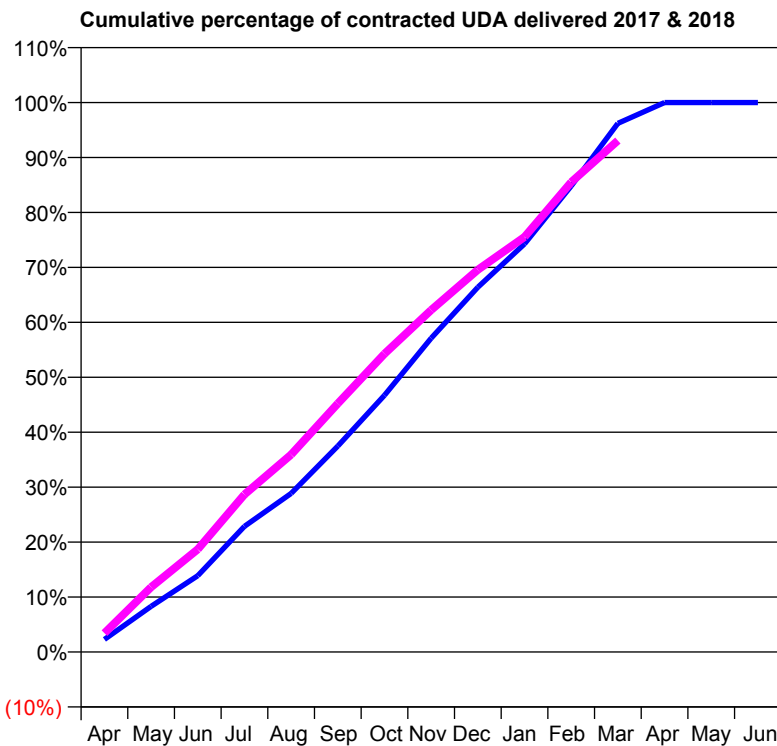
17/18 Contracted general activity (UDA)	21,500
Carry forward general activity (UDA)	1
17/18 Contracted orthodontic activity (UOA)	0
Carry forward orthodontic activity (UOA)	0
Baseline contract value	£610,433.14

ACCESS*

Patients seen in 24 months	Total	Change since previous quarter
Quarter ending March 2017	7,022	
Quarter ending June 2017	6,992	→
Quarter ending September 2017	6,958	→
Quarter ending December 2017	6,929	→
Quarter ending March 2018	6,844	↓
Variance since March 2017	(2.5%)	↓



ACTIVITY



Month	Adjusted Scheduled Activity (UDA)	
	2017	2018
April	495	740
May	1,789	2,536
June	2,987	4,020
July	4,917	6,163
August	6,208	7,723
September	8,061	9,721
October	10,047	11,670
November	12,279	13,380
December	14,273	14,955
January	15,966	16,240
February	18,232	18,382
March	20,686	20,012
April	21,500	
May	21,497	
June	21,499	

QUALITY

	Quantity	Base Number	Contract	AT	Region	England
% of FP17s for the same patient ID Re-attending within 3 months - Children	92	1,847	5.0%	10.3%	11.6%	11.9%
% of FP17s for the same patient ID Re-attending within 3 months - Adults	631	6,171	10.2%	14.7%	15.4%	16.0%
% of FP17s for the same patient ID Re-attending between 3 & 9 months - Children	933	1,847	50.5%	56.0%	59.4%	58.3%
% of FP17s for the same patient ID Re-attending between 3 & 9 months - Adults	2,898	6,171	47.0%	49.0%	51.3%	50.3%
% of FP17s for Band 1 Urgent Courses	434	7,706	5.6%	8.6%	8.0%	9.1%
% of FP17s Relating to Free Repair or Replacements	19	7,706	0.2%	0.7%	0.8%	0.8%
% of FP17s Relating to Continuations	151	7,706	2.0%	0.9%	1.0%	1.0%
% of Patients satisfied with the dentistry they have received	18	20	90.0%	91.2%	91.7%	91.5%
% of Patients satisfied with the time they had to wait for an appointment	20	20	100.0%	88.7%	88.3%	87.9%

* This is based on patients treated on this contract for their most recent course of treatment. Figures in italics indicate the base number of FP17s or Patient Questionnaire responses are less than 100. N/A is shown where the base number of responses is less than 10 during the period. % is calculated as Quantity/Base number*100

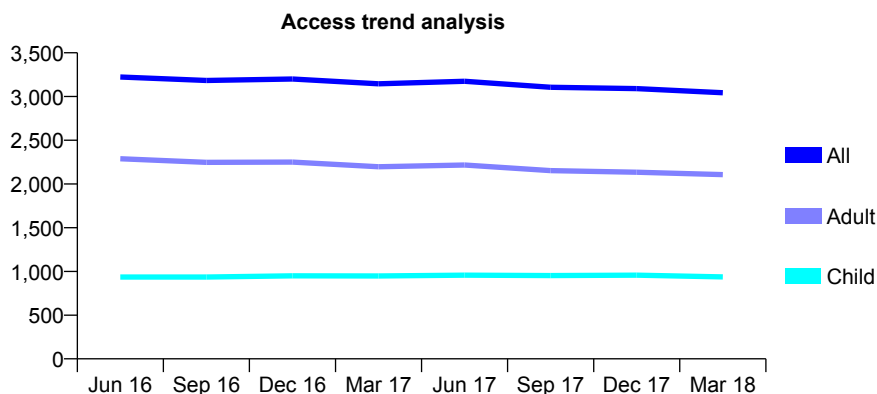
Q57 - Vital Signs At a Glance Contract Report for 776068/0001 - March 2018

Name or company name	MR OO AWOLOLA
Contract type name	GDS Contract
Purpose of contract	General
Contract start date	14/09/2007
Contract end date	

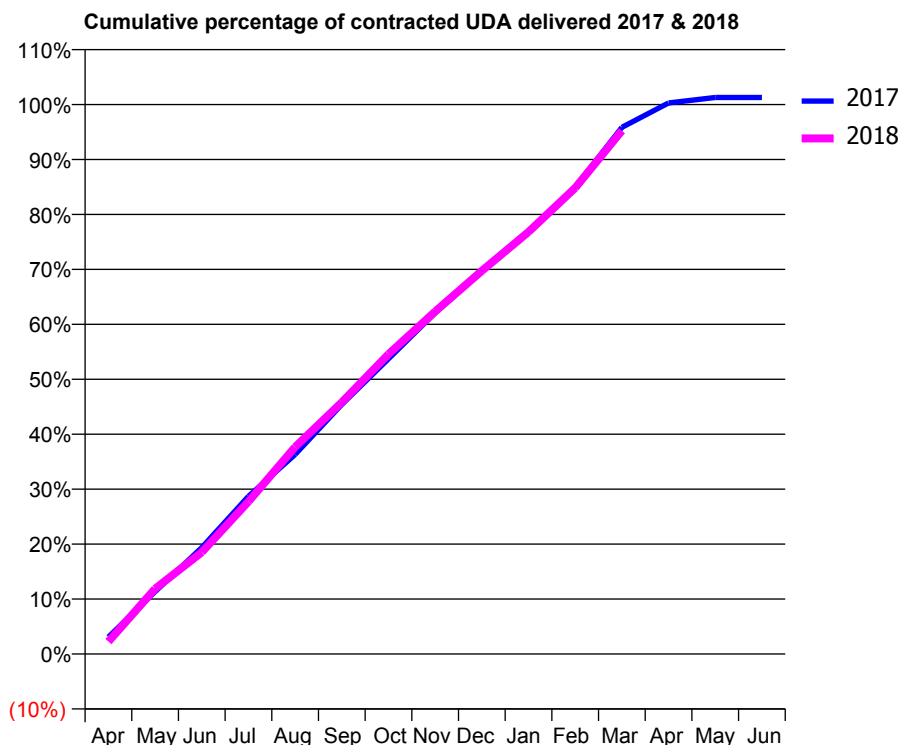
17/18 Contracted general activity (UDA)	8,551
Carry forward general activity (UDA)	-109
17/18 Contracted orthodontic activity (UOA)	0
Carry forward orthodontic activity (UOA)	0
Baseline contract value	£204,889.02

ACCESS*

Patients seen in 24 months	Total	Change since previous quarter
Quarter ending March 2017	3,145	
Quarter ending June 2017	3,174	→
Quarter ending September 2017	3,106	↓
Quarter ending December 2017	3,091	→
Quarter ending March 2018	3,044	↓
Variance since March 2017	(3.2%)	↓



ACTIVITY



Month	Adjusted Scheduled Activity (UDA)	
	2017	2018
April	264	195
May	969	1,017
June	1,657	1,584
July	2,454	2,373
August	3,106	3,222
September	3,884	3,917
October	4,593	4,665
November	5,310	5,329
December	5,974	5,962
January	6,564	6,568
February	7,263	7,253
March	8,195	8,144
April	8,576	
May	8,660	
June	8,660	

QUALITY

	Quantity	Base Number	Contract	AT	Region	England
% of FP17s for the same patient ID Re-attending within 3 months - Children	69	1,311	5.3%	10.3%	11.6%	11.9%
% of FP17s for the same patient ID Re-attending within 3 months - Adults	278	2,925	9.5%	14.7%	15.4%	16.0%
% of FP17s for the same patient ID Re-attending between 3 & 9 months - Children	751	1,311	57.3%	56.0%	59.4%	58.3%
% of FP17s for the same patient ID Re-attending between 3 & 9 months - Adults	1,676	2,925	57.3%	49.0%	51.3%	50.3%
% of FP17s for Band 1 Urgent Courses	197	4,005	4.9%	8.6%	8.0%	9.1%
% of FP17s Relating to Free Repair or Replacements	20	4,005	0.5%	0.7%	0.8%	0.8%
% of FP17s Relating to Continuations	18	4,005	0.4%	0.9%	1.0%	1.0%
% of Patients satisfied with the dentistry they have received	5	8	N/A	91.2%	91.7%	91.5%
% of Patients satisfied with the time they had to wait for an appointment	6	8	N/A	88.7%	88.3%	87.9%

* This is based on patients treated on this contract for their most recent course of treatment. Figures in italics indicate the base number of FP17s or Patient Questionnaire responses are less than 100. N/A is shown where the base number of responses is less than 10 during the period. % is calculated as Quantity/Base number*100

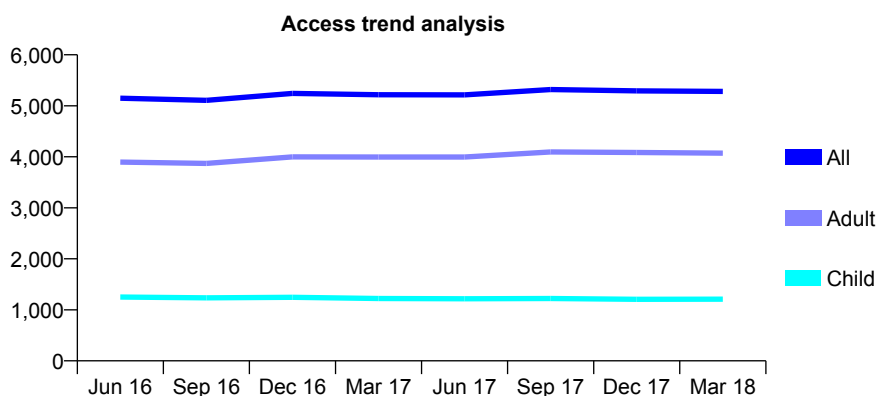
Q57 - Vital Signs At a Glance Contract Report for 781975/0001 - March 2018

Name or company name	MR O AWOLESI
Contract type name	GDS Contract
Purpose of contract	General
Contract start date	01/04/2006
Contract end date	

17/18 Contracted general activity (UDA)	11,500
Carry forward general activity (UDA)	126
17/18 Contracted orthodontic activity (UOA)	0
Carry forward orthodontic activity (UOA)	0
Baseline contract value	£349,872.23

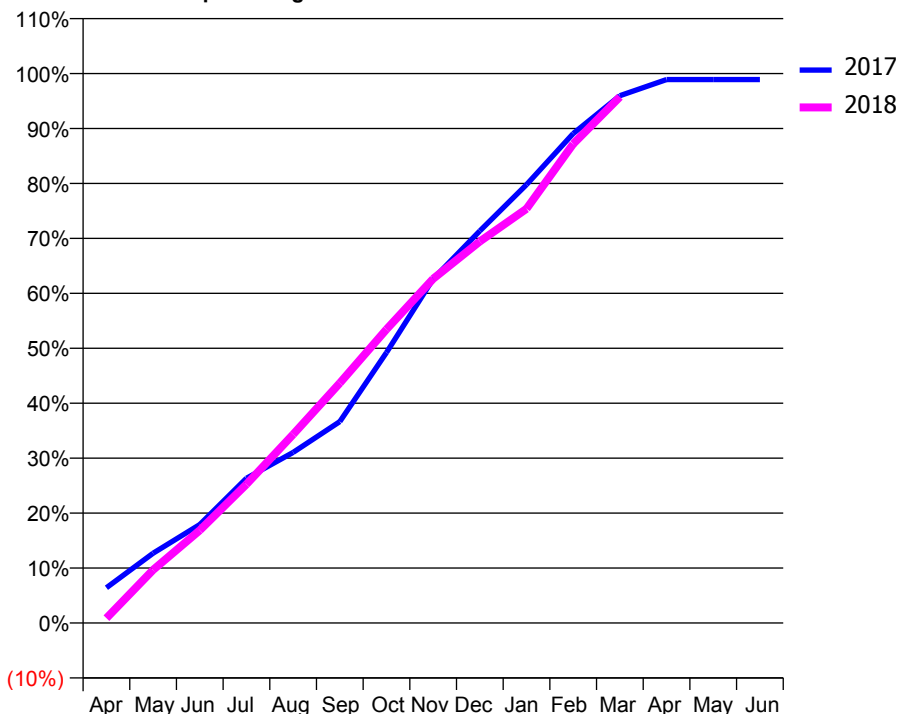
ACCESS*

Patients seen in 24 months	Total	Change since previous quarter
Quarter ending March 2017	5,217	
Quarter ending June 2017	5,215	→
Quarter ending September 2017	5,319	→
Quarter ending December 2017	5,292	→
Quarter ending March 2018	5,282	→
Variance since March 2017	1.2%	→



ACTIVITY

Cumulative percentage of contracted UDA delivered 2017 & 2018



Month	Adjusted Scheduled Activity (UDA)	
	2017	2018
April	737	102
May	1,461	1,112
June	2,060	1,941
July	3,030	2,903
August	3,569	3,947
September	4,215	5,023
October	5,662	6,148
November	7,202	7,205
December	8,205	7,986
January	9,174	8,669
February	10,242	10,025
March	11,035	11,011
April	11,374	
May	11,374	
June	11,374	

QUALITY

	Quantity	Base Number	Contract	AT	Region	England
% of FP17s for the same patient ID Re-attending within 3 months - Children	106	1,650	6.4%	10.3%	11.6%	11.9%
% of FP17s for the same patient ID Re-attending within 3 months - Adults	460	4,824	9.5%	14.7%	15.4%	16.0%
% of FP17s for the same patient ID Re-attending between 3 & 9 months - Children	936	1,650	56.7%	56.0%	59.4%	58.3%
% of FP17s for the same patient ID Re-attending between 3 & 9 months - Adults	2,392	4,824	49.6%	49.0%	51.3%	50.3%
% of FP17s for Band 1 Urgent Courses	352	5,075	6.9%	8.6%	8.0%	9.1%
% of FP17s Relating to Free Repair or Replacements	44	5,075	0.9%	0.7%	0.8%	0.8%
% of FP17s Relating to Continuations	38	5,075	0.7%	0.9%	1.0%	1.0%
% of Patients satisfied with the dentistry they have received	7	8	N/A	91.2%	91.7%	91.5%
% of Patients satisfied with the time they had to wait for an appointment	8	8	N/A	88.7%	88.3%	87.9%

* This is based on patients treated on this contract for their most recent course of treatment. Figures in italics indicate the base number of FP17s or Patient Questionnaire responses are less than 100. N/A is shown where the base number of responses is less than 10 during the period. % is calculated as Quantity/Base number*100

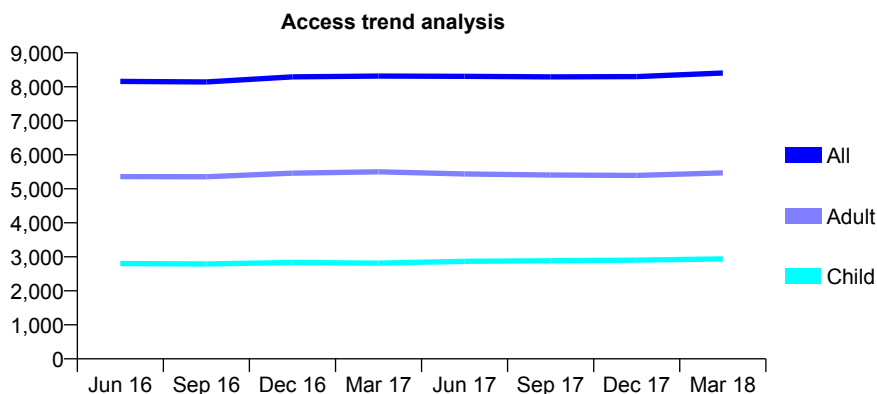
Q57 - Vital Signs At a Glance Contract Report for 787396/0001 - March 2018

Name or company name	MRS SS PATEL
Contract type name	GDS Contract
Purpose of contract	General
Contract start date	01/07/2008
Contract end date	

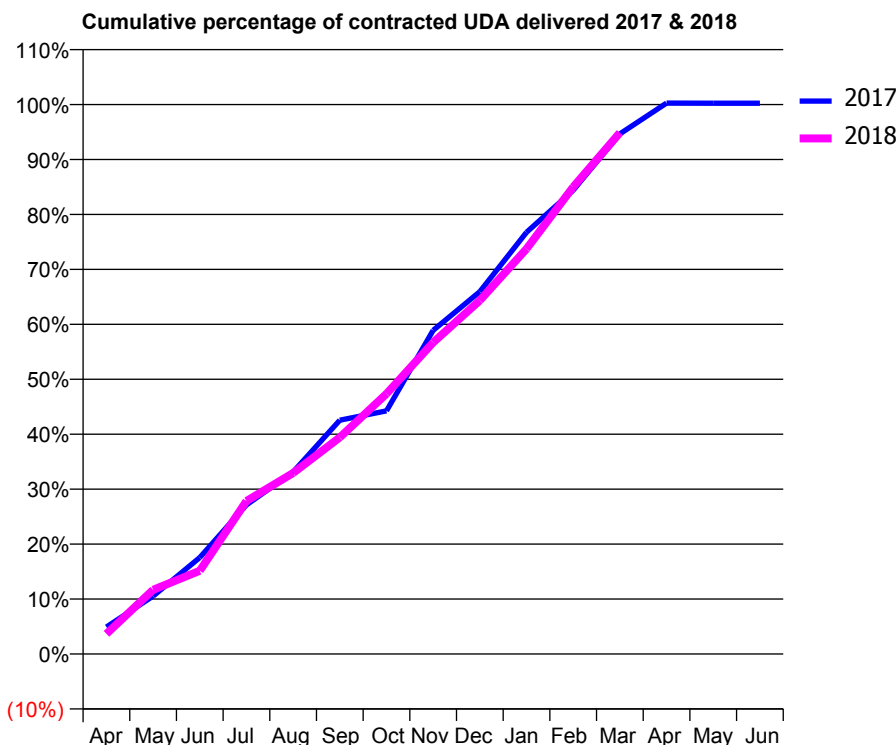
17/18 Contracted general activity (UDA)	22,000
Carry forward general activity (UDA)	-51
17/18 Contracted orthodontic activity (UOA)	0
Carry forward orthodontic activity (UOA)	0
Baseline contract value	£518,318.32

ACCESS*

Patients seen in 24 months	Total	Change since previous quarter
Quarter ending March 2017	8,315	
Quarter ending June 2017	8,308	→
Quarter ending September 2017	8,292	→
Quarter ending December 2017	8,300	→
Quarter ending March 2018	8,407	→
Variance since March 2017	1.1%	→



ACTIVITY



Month	Adjusted Scheduled Activity (UDA)	
	2017	2018
April	1,082	810
May	2,319	2,571
June	3,860	3,334
July	5,969	6,126
August	7,291	7,247
September	9,361	8,675
October	9,736	10,419
November	12,961	12,472
December	14,509	14,156
January	16,884	16,221
February	18,563	18,696
March	20,826	20,871
April	22,057	
May	22,054	
June	22,051	

QUALITY

	Quantity	Base Number	Contract	AT	Region	England
% of FP17s for the same patient ID Re-attending within 3 months - Children	553	4,162	13.3%	10.3%	11.6%	11.9%
% of FP17s for the same patient ID Re-attending within 3 months - Adults	1,287	6,692	19.2%	14.7%	15.4%	16.0%
% of FP17s for the same patient ID Re-attending between 3 & 9 months - Children	2,114	4,162	50.8%	56.0%	59.4%	58.3%
% of FP17s for the same patient ID Re-attending between 3 & 9 months - Adults	2,843	6,692	42.5%	49.0%	51.3%	50.3%
% of FP17s for Band 1 Urgent Courses	1,241	10,376	12.0%	8.6%	8.0%	9.1%
% of FP17s Relating to Free Repair or Replacements	49	10,376	0.5%	0.7%	0.8%	0.8%
% of FP17s Relating to Continuations	30	10,376	0.3%	0.9%	1.0%	1.0%
% of Patients satisfied with the dentistry they have received	7	7	N/A	91.2%	91.7%	91.5%
% of Patients satisfied with the time they had to wait for an appointment	6	7	N/A	88.7%	88.3%	87.9%

* This is based on patients treated on this contract for their most recent course of treatment. Figures in italics indicate the base number of FP17s or Patient Questionnaire responses are less than 100. N/A is shown where the base number of responses is less than 10 during the period. % is calculated as Quantity/Base number*100

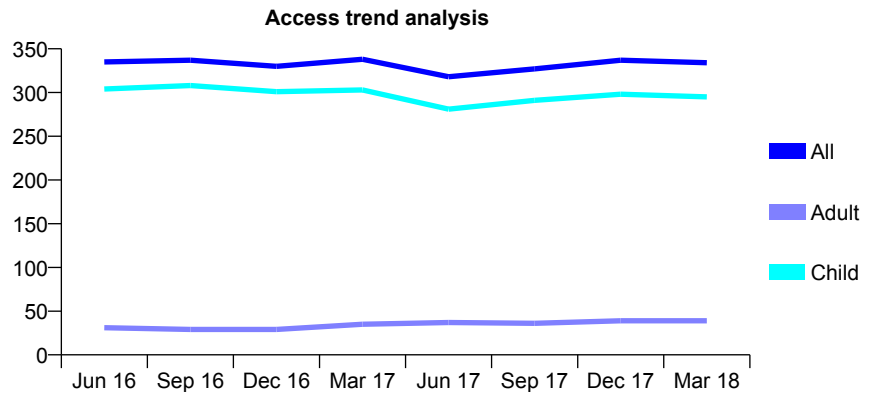
Q57 - Vital Signs At a Glance Contract Report for 807729/0001 - March 2018

Name or company name	MR PL ISAACS
Contract type name	GDS Contract
Purpose of contract	General
Contract start date	01/04/2006
Contract end date	

17/18 Contracted general activity (UDA)	489
Carry forward general activity (UDA)	3
17/18 Contracted orthodontic activity (UOA)	0
Carry forward orthodontic activity (UOA)	0
Baseline contract value	£12,244.82

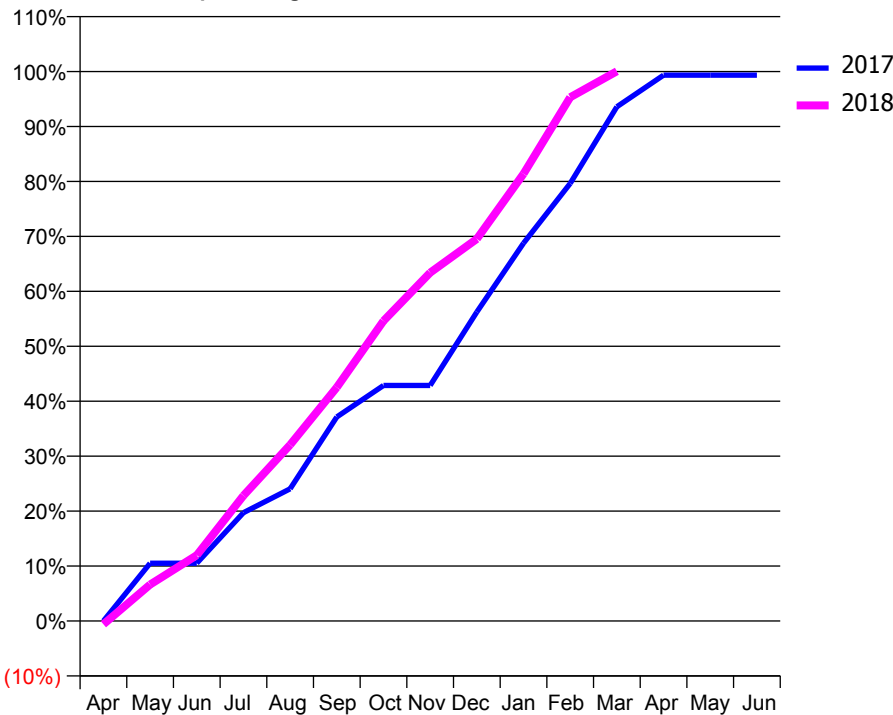
ACCESS*

Patients seen in 24 months	Total	Change since previous quarter
Quarter ending March 2017	338	
Quarter ending June 2017	318	↓
Quarter ending September 2017	327	↑
Quarter ending December 2017	337	↑
Quarter ending March 2018	334	→
Variance since March 2017	(1.2%)	↓



ACTIVITY

Cumulative percentage of contracted UDA delivered 2017 & 2018



Month	Adjusted Scheduled Activity (UDA)	
	2017	2018
April	0	-3
May	51	32
June	51	59
July	96	112
August	118	157
September	182	208
October	210	267
November	210	310
December	275	340
January	336	398
February	389	466
March	458	489
April	486	
May	486	
June	486	

QUALITY

	Quantity	Base Number	Contract	AT	Region	England
% of FP17s for the same patient ID Re-attending within 3 months - Children	27	315	8.6%	10.3%	11.6%	11.9%
% of FP17s for the same patient ID Re-attending within 3 months - Adults	0	13	0.0%	14.7%	15.4%	16.0%
% of FP17s for the same patient ID Re-attending between 3 & 9 months - Children	90	315	28.6%	56.0%	59.4%	58.3%
% of FP17s for the same patient ID Re-attending between 3 & 9 months - Adults	8	13	61.5%	49.0%	51.3%	50.3%
% of FP17s for Band 1 Urgent Courses	6	310	1.9%	8.6%	8.0%	9.1%
% of FP17s Relating to Free Repair or Replacements	0	310	0.0%	0.7%	0.8%	0.8%
% of FP17s Relating to Continuations	0	310	0.0%	0.9%	1.0%	1.0%
% of Patients satisfied with the dentistry they have received	0	0	N/A	91.2%	91.7%	91.5%
% of Patients satisfied with the time they had to wait for an appointment	0	0	N/A	88.7%	88.3%	87.9%

* This is based on patients treated on this contract for their most recent course of treatment. Figures in italics indicate the base number of FP17s or Patient Questionnaire responses are less than 100. N/A is shown where the base number of responses is less than 10 during the period. % is calculated as Quantity/Base number*100

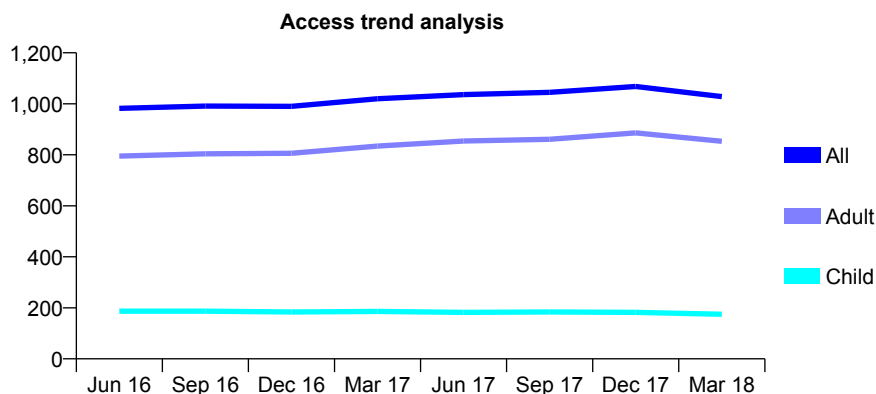
Q57 - Vital Signs At a Glance Contract Report for 812587/0001 - March 2018

Name or company name	MR JB PEEK
Contract type name	GDS Contract
Purpose of contract	General
Contract start date	01/04/2006
Contract end date	

17/18 Contracted general activity (UDA)	5,014
Carry forward general activity (UDA)	-57
17/18 Contracted orthodontic activity (UOA)	0
Carry forward orthodontic activity (UOA)	0
Baseline contract value	£133,179.54

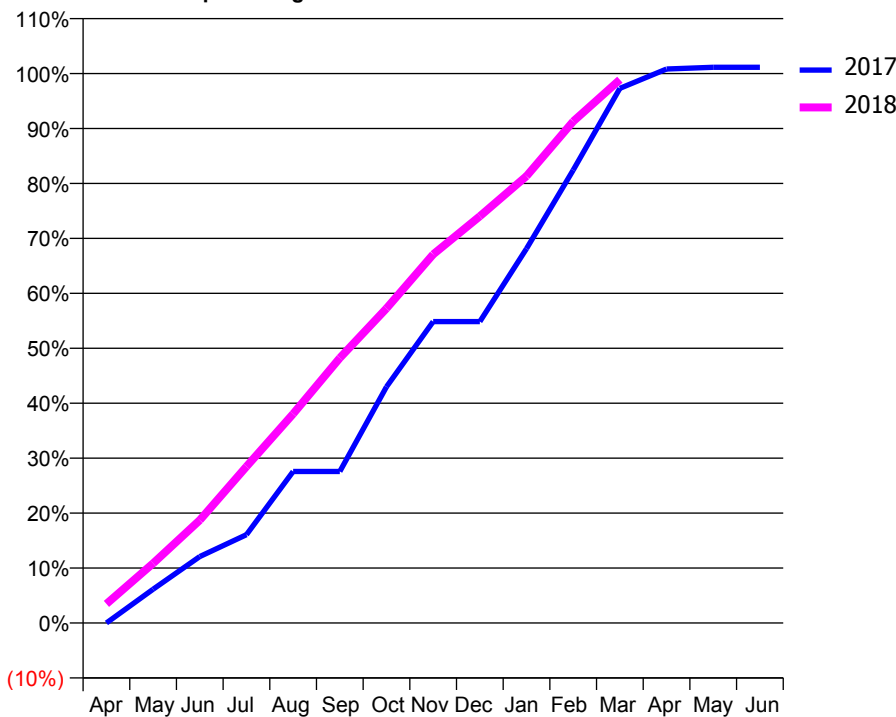
ACCESS*

Patients seen in 24 months	Total	Change since previous quarter
Quarter ending March 2017	1,020	
Quarter ending June 2017	1,036	→
Quarter ending September 2017	1,045	→
Quarter ending December 2017	1,068	↑
Quarter ending March 2018	1,028	↓
Variance since March 2017	0.8%	→



ACTIVITY

Cumulative percentage of contracted UDA delivered 2017 & 2018



Month	Adjusted Scheduled Activity (UDA)	
	2017	2018
April	0	175
May	309	545
June	606	938
July	806	1,428
August	1,383	1,909
September	1,383	2,418
October	2,156	2,870
November	2,750	3,364
December	2,750	3,712
January	3,416	4,077
February	4,133	4,577
March	4,878	4,958
April	5,055	
May	5,071	
June	5,071	

QUALITY

	Quantity	Base Number	Contract	AT	Region	England
% of FP17s for the same patient ID Re-attending within 3 months - Children	35	288	12.2%	10.3%	11.6%	11.9%
% of FP17s for the same patient ID Re-attending within 3 months - Adults	367	1,393	26.3%	14.7%	15.4%	16.0%
% of FP17s for the same patient ID Re-attending between 3 & 9 months - Children	176	288	61.1%	56.0%	59.4%	58.3%
% of FP17s for the same patient ID Re-attending between 3 & 9 months - Adults	701	1,393	50.3%	49.0%	51.3%	50.3%
% of FP17s for Band 1 Urgent Courses	250	1,638	15.3%	8.6%	8.0%	9.1%
% of FP17s Relating to Free Repair or Replacements	17	1,638	1.0%	0.7%	0.8%	0.8%
% of FP17s Relating to Continuations	24	1,638	1.5%	0.9%	1.0%	1.0%
% of Patients satisfied with the dentistry they have received	1	1	N/A	91.2%	91.7%	91.5%
% of Patients satisfied with the time they had to wait for an appointment	1	1	N/A	88.7%	88.3%	87.9%

* This is based on patients treated on this contract for their most recent course of treatment. Figures in italics indicate the base number of FP17s or Patient Questionnaire responses are less than 100. N/A is shown where the base number of responses is less than 10 during the period. % is calculated as Quantity/Base number*100

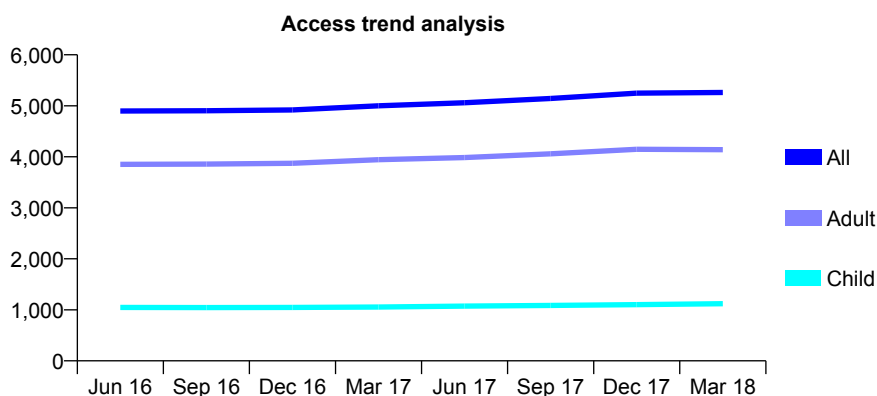
Q57 - Vital Signs At a Glance Contract Report for 822752/0001 - March 2018

Name or company name	MR JJ PATEL
Contract type name	GDS Contract
Purpose of contract	General
Contract start date	01/04/2006
Contract end date	

17/18 Contracted general activity (UDA)	17,113
Carry forward general activity (UDA)	-88
17/18 Contracted orthodontic activity (UOA)	0
Carry forward orthodontic activity (UOA)	0
Baseline contract value	£442,094.90

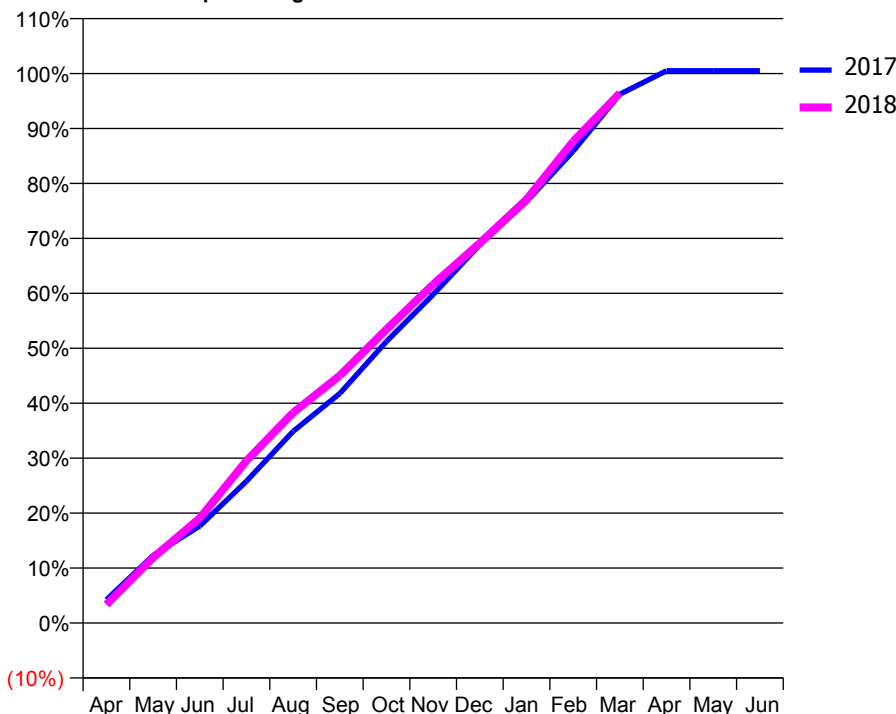
ACCESS*

Patients seen in 24 months	Total	Change since previous quarter
Quarter ending March 2017	4,999	
Quarter ending June 2017	5,060	→
Quarter ending September 2017	5,145	→
Quarter ending December 2017	5,249	↑
Quarter ending March 2018	5,262	→
Variance since March 2017	5.3%	↑



ACTIVITY

Cumulative percentage of contracted UDA delivered 2017 & 2018



Adjusted Scheduled Activity (UDA)

Month	2017	2018
April	723	573
May	2,106	2,038
June	3,021	3,268
July	4,415	5,052
August	5,970	6,549
September	7,147	7,705
October	8,770	9,146
November	10,231	10,546
December	11,781	11,834
January	13,126	13,193
February	14,693	14,996
March	16,469	16,501
April	17,198	
May	17,200	
June	17,201	

QUALITY

	Quantity	Base Number	Contract	AT	Region	England
% of FP17s for the same patient ID Re-attending within 3 months - Children	117	1,966	6.0%	10.3%	11.6%	11.9%
% of FP17s for the same patient ID Re-attending within 3 months - Adults	1,032	7,113	14.5%	14.7%	15.4%	16.0%
% of FP17s for the same patient ID Re-attending between 3 & 9 months - Children	1,425	1,966	72.5%	56.0%	59.4%	58.3%
% of FP17s for the same patient ID Re-attending between 3 & 9 months - Adults	4,696	7,113	66.0%	49.0%	51.3%	50.3%
% of FP17s for Band 1 Urgent Courses	584	8,740	6.7%	8.6%	8.0%	9.1%
% of FP17s Relating to Free Repair or Replacements	159	8,740	1.8%	0.7%	0.8%	0.8%
% of FP17s Relating to Continuations	89	8,740	1.0%	0.9%	1.0%	1.0%
% of Patients satisfied with the dentistry they have received	12	12	100.0%	91.2%	91.7%	91.5%
% of Patients satisfied with the time they had to wait for an appointment	12	12	100.0%	88.7%	88.3%	87.9%

* This is based on patients treated on this contract for their most recent course of treatment. Figures in italics indicate the base number of FP17s or Patient Questionnaire responses are less than 100. N/A is shown where the base number of responses is less than 10 during the period. % is calculated as Quantity/Base number*100

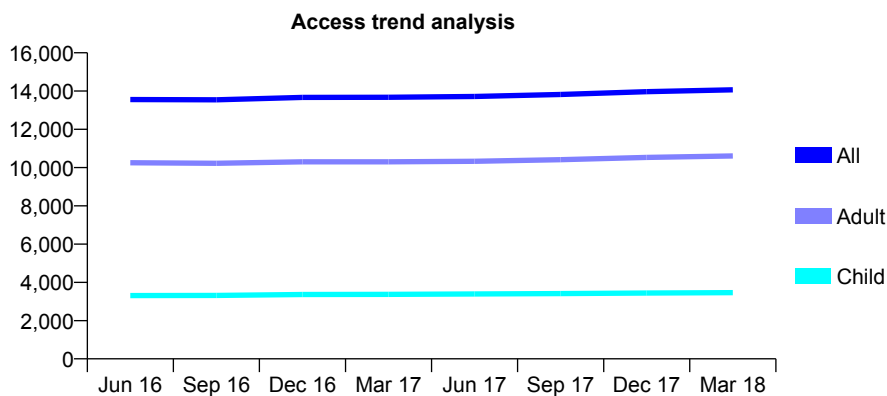
Q57 - Vital Signs At a Glance Contract Report for 825948/0007 - March 2018

Name or company name	MR JK KOTECHA
Contract type name	GDS Contract
Purpose of contract	General
Contract start date	01/02/2010
Contract end date	

17/18 Contracted general activity (UDA)	41,204
Carry forward general activity (UDA)	127
17/18 Contracted orthodontic activity (UOA)	0
Carry forward orthodontic activity (UOA)	0
Baseline contract value	£1,128,365.15

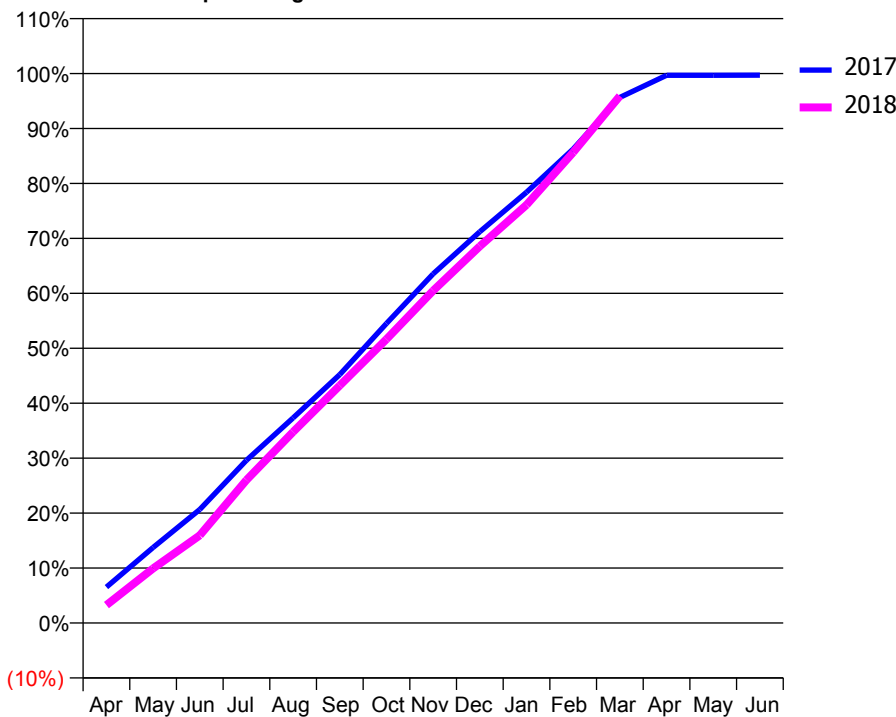
ACCESS*

Patients seen in 24 months	Total	Change since previous quarter
Quarter ending March 2017	13,673	
Quarter ending June 2017	13,717	→
Quarter ending September 2017	13,824	→
Quarter ending December 2017	13,971	→
Quarter ending March 2018	14,063	→
Variance since March 2017	2.9%	↑



ACTIVITY

Cumulative percentage of contracted UDA delivered 2017 & 2018



Month	Adjusted Scheduled Activity (UDA)	
	2017	2018
April	2,698	1,348
May	5,663	4,093
June	8,512	6,570
July	12,205	10,722
August	15,379	14,334
September	18,632	17,809
October	22,462	21,282
November	26,179	24,923
December	29,340	28,248
January	32,301	31,355
February	35,540	35,291
March	39,410	39,525
April	41,075	
May	41,069	
June	41,077	

QUALITY

	Quantity	Base Number	Contract	AT	Region	England
% of FP17s for the same patient ID Re-attending within 3 months - Children	282	5,224	5.4%	10.3%	11.6%	11.9%
% of FP17s for the same patient ID Re-attending within 3 months - Adults	1,161	13,337	8.7%	14.7%	15.4%	16.0%
% of FP17s for the same patient ID Re-attending between 3 & 9 months - Children	3,364	5,224	64.4%	56.0%	59.4%	58.3%
% of FP17s for the same patient ID Re-attending between 3 & 9 months - Adults	7,232	13,337	54.2%	49.0%	51.3%	50.3%
% of FP17s for Band 1 Urgent Courses	913	17,889	5.1%	8.6%	8.0%	9.1%
% of FP17s Relating to Free Repair or Replacements	128	17,889	0.7%	0.7%	0.8%	0.8%
% of FP17s Relating to Continuations	85	17,889	0.5%	0.9%	1.0%	1.0%
% of Patients satisfied with the dentistry they have received	12	12	100.0%	91.2%	91.7%	91.5%
% of Patients satisfied with the time they had to wait for an appointment	11	12	91.7%	88.7%	88.3%	87.9%

* This is based on patients treated on this contract for their most recent course of treatment. Figures in italics indicate the base number of FP17s or Patient Questionnaire responses are less than 100. N/A is shown where the base number of responses is less than 10 during the period. % is calculated as Quantity/Base number*100

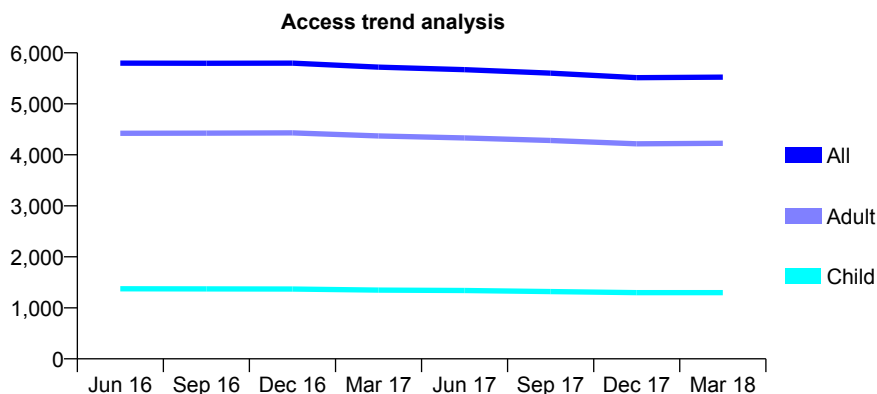
Q57 - Vital Signs At a Glance Contract Report for 825948/0011 - March 2018

Name or company name	MR JK KOTECHA
Contract type name	GDS Contract
Purpose of contract	General
Contract start date	01/07/2013
Contract end date	

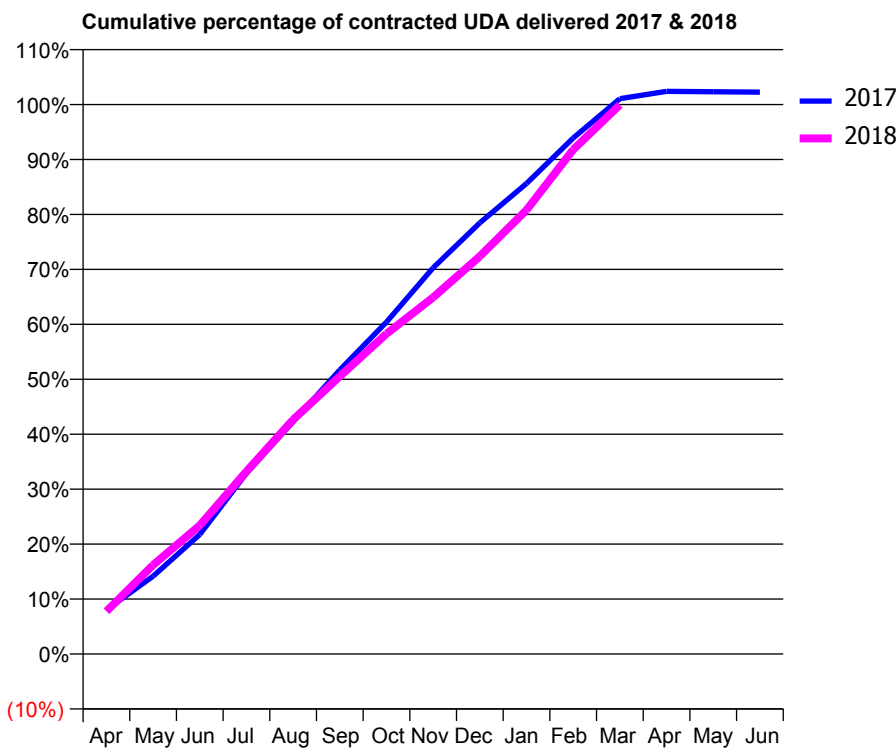
17/18 Contracted general activity (UDA)	14,882
Carry forward general activity (UDA)	-298
17/18 Contracted orthodontic activity (UOA)	0
Carry forward orthodontic activity (UOA)	0
Baseline contract value	£421,180.47

ACCESS*

Patients seen in 24 months	Total	Change since previous quarter
Quarter ending March 2017	5,718	
Quarter ending June 2017	5,669	→
Quarter ending September 2017	5,601	↓
Quarter ending December 2017	5,513	↓
Quarter ending March 2018	5,522	→
Variance since March 2017	(3.4%)	↓



ACTIVITY



Month	Adjusted Scheduled Activity (UDA)	
	2017	2018
April	1,198	1,156
May	2,109	2,409
June	3,238	3,484
July	4,897	4,947
August	6,293	6,346
September	7,693	7,520
October	8,992	8,673
November	10,461	9,660
December	11,678	10,771
January	12,743	12,023
February	13,976	13,660
March	15,041	14,875
April	15,239	
May	15,229	
June	15,216	

QUALITY

	Quantity	Base Number	Contract	AT	Region	England
% of FP17s for the same patient ID Re-attending within 3 months - Children	55	1,914	2.9%	10.3%	11.6%	11.9%
% of FP17s for the same patient ID Re-attending within 3 months - Adults	417	6,033	6.9%	14.7%	15.4%	16.0%
% of FP17s for the same patient ID Re-attending between 3 & 9 months - Children	1,190	1,914	62.2%	56.0%	59.4%	58.3%
% of FP17s for the same patient ID Re-attending between 3 & 9 months - Adults	4,120	6,033	68.3%	49.0%	51.3%	50.3%
% of FP17s for Band 1 Urgent Courses	271	7,856	3.4%	8.6%	8.0%	9.1%
% of FP17s Relating to Free Repair or Replacements	51	7,856	0.6%	0.7%	0.8%	0.8%
% of FP17s Relating to Continuations	30	7,856	0.4%	0.9%	1.0%	1.0%
% of Patients satisfied with the dentistry they have received	4	4	N/A	91.2%	91.7%	91.5%
% of Patients satisfied with the time they had to wait for an appointment	4	4	N/A	88.7%	88.3%	87.9%

* This is based on patients treated on this contract for their most recent course of treatment. Figures in italics indicate the base number of FP17s or Patient Questionnaire responses are less than 100. N/A is shown where the base number of responses is less than 10 during the period. % is calculated as Quantity/Base number*100

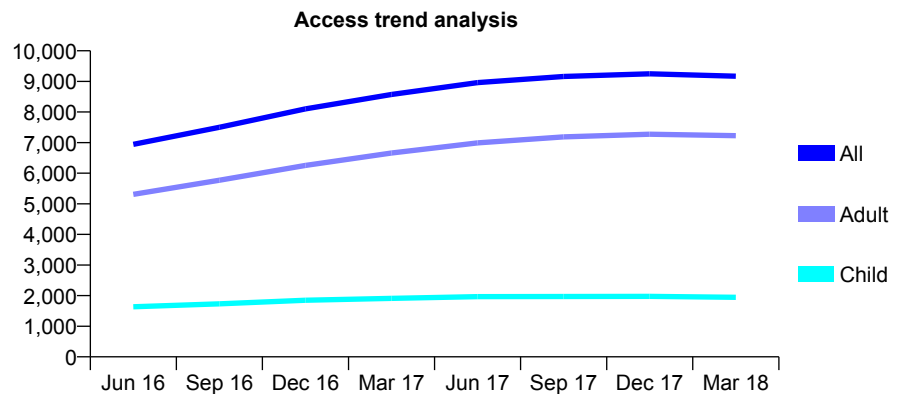
Q57 - Vital Signs At a Glance Contract Report for 825948/0012 - March 2018

Name or company name	MR JK KOTECHA
Contract type name	GDS Contract
Purpose of contract	General
Contract start date	01/08/2015
Contract end date	

17/18 Contracted general activity (UDA)	24,905
Carry forward general activity (UDA)	-498
17/18 Contracted orthodontic activity (UOA)	0
Carry forward orthodontic activity (UOA)	0
Baseline contract value	£824,114.34

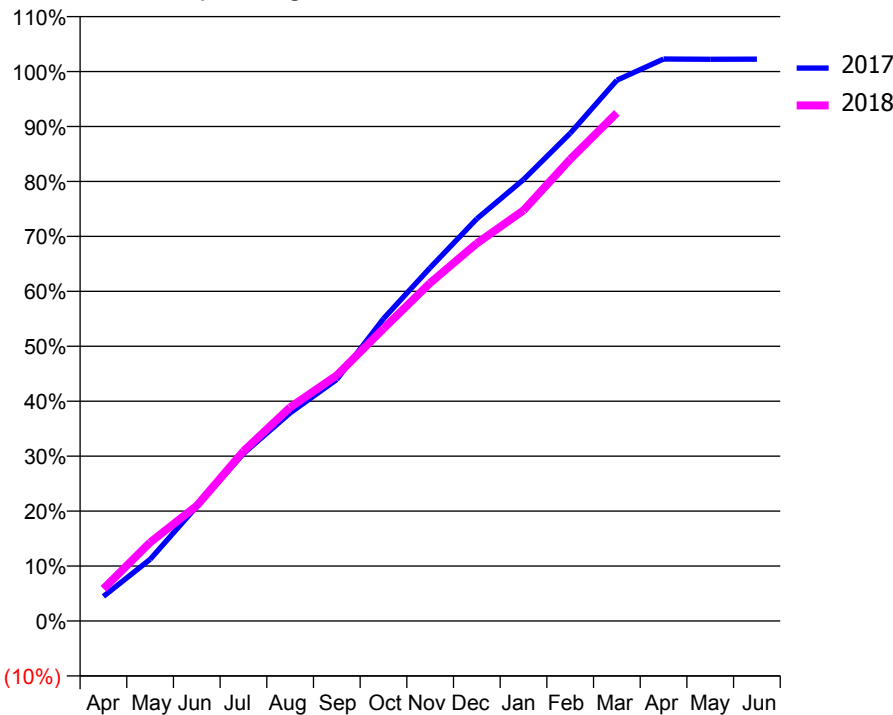
ACCESS*

Patients seen in 24 months	Total	Change since previous quarter
Quarter ending March 2017	8,572	
Quarter ending June 2017	8,962	↑
Quarter ending September 2017	9,160	↑
Quarter ending December 2017	9,248	→
Quarter ending March 2018	9,170	→
Variance since March 2017	7.0%	↑



ACTIVITY

Cumulative percentage of contracted UDA delivered 2017 & 2018



Month	Adjusted Scheduled Activity (UDA)	
	2017	2018
April	1,114	1,461
May	2,795	3,563
June	5,194	5,227
July	7,586	7,698
August	9,430	9,687
September	10,950	11,134
October	13,707	13,251
November	16,011	15,324
December	18,230	17,116
January	20,005	18,611
February	22,105	20,927
March	24,507	23,032
April	25,469	
May	25,462	
June	25,463	

QUALITY

	Quantity	Base Number	Contract	AT	Region	England
% of FP17s for the same patient ID Re-attending within 3 months - Children	144	2,858	5.0%	10.3%	11.6%	11.9%
% of FP17s for the same patient ID Re-attending within 3 months - Adults	775	9,399	8.2%	14.7%	15.4%	16.0%
% of FP17s for the same patient ID Re-attending between 3 & 9 months - Children	1,886	2,858	66.0%	56.0%	59.4%	58.3%
% of FP17s for the same patient ID Re-attending between 3 & 9 months - Adults	5,723	9,399	60.9%	49.0%	51.3%	50.3%
% of FP17s for Band 1 Urgent Courses	871	11,767	7.4%	8.6%	8.0%	9.1%
% of FP17s Relating to Free Repair or Replacements	99	11,767	0.8%	0.7%	0.8%	0.8%
% of FP17s Relating to Continuations	45	11,767	0.4%	0.9%	1.0%	1.0%
% of Patients satisfied with the dentistry they have received	18	19	94.7%	91.2%	91.7%	91.5%
% of Patients satisfied with the time they had to wait for an appointment	17	19	89.5%	88.7%	88.3%	87.9%

* This is based on patients treated on this contract for their most recent course of treatment. Figures in italics indicate the base number of FP17s or Patient Questionnaire responses are less than 100. N/A is shown where the base number of responses is less than 10 during the period. % is calculated as Quantity/Base number*100

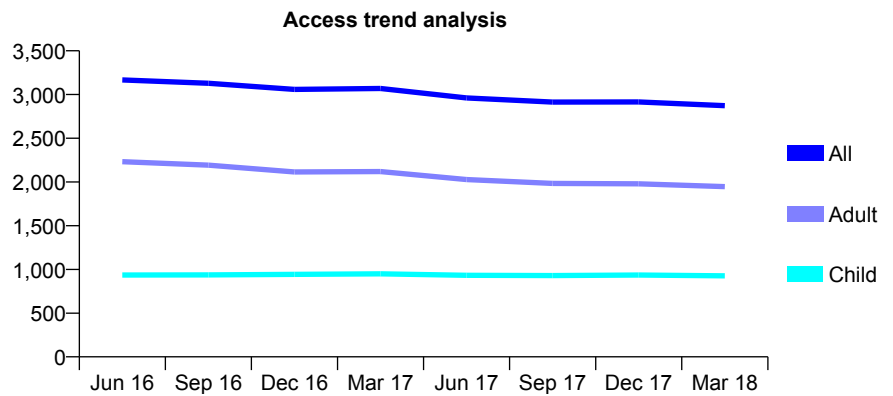
Q57 - Vital Signs At a Glance Contract Report for 843482/0001 - March 2018

Name or company name	Country Park Dental Practice
Contract type name	Pilot Contract
Purpose of contract	General
Contract start date	01/04/2006
Contract end date	

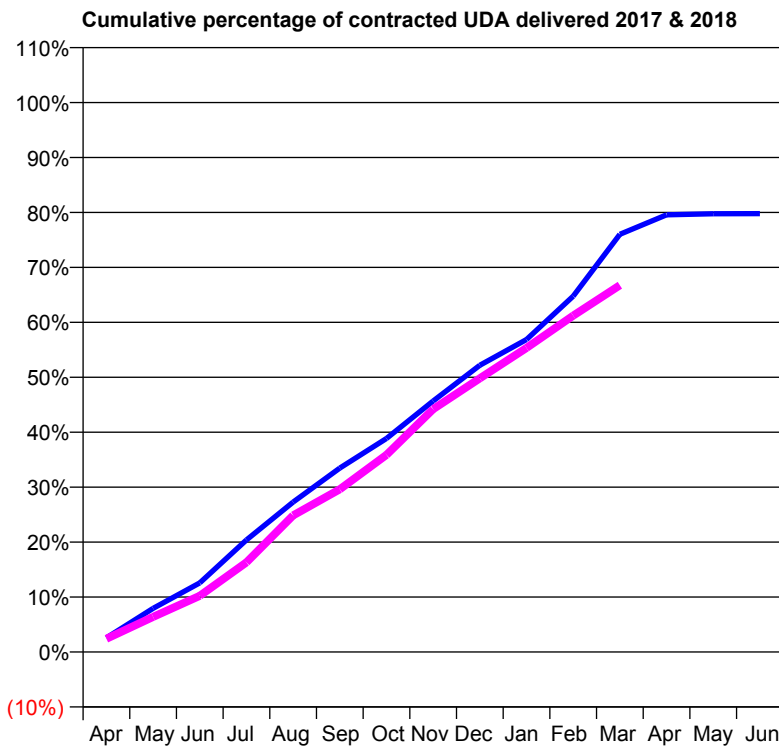
17/18 Contracted general activity (UDA)	11,447
Carry forward general activity (UDA)	0
17/18 Contracted orthodontic activity (UOA)	0
Carry forward orthodontic activity (UOA)	0
Baseline contract value	£286,029.00

ACCESS*

Patients seen in 24 months	Total	Change since previous quarter
Quarter ending March 2017	3,069	
Quarter ending June 2017	2,961	↓
Quarter ending September 2017	2,913	↓
Quarter ending December 2017	2,915	→
Quarter ending March 2018	2,873	↓
Variance since March 2017	(6.4%)	↓



ACTIVITY



Month	Adjusted Scheduled Activity (UDA)	
	2017	2018
April	295	277
May	909	732
June	1,439	1,170
July	2,336	1,868
August	3,124	2,845
September	3,831	3,391
October	4,448	4,107
November	5,228	5,060
December	5,974	5,701
January	6,510	6,336
February	7,412	7,008
March	8,702	7,640
April	9,107	
May	9,129	
June	9,131	

QUALITY

	Quantity	Base Number	Contract	AT	Region	England
% of FP17s for the same patient ID Re-attending within 3 months - Children	63	1,218	5.2%	10.3%	11.6%	11.9%
% of FP17s for the same patient ID Re-attending within 3 months - Adults	180	2,130	8.5%	14.7%	15.4%	16.0%
% of FP17s for the same patient ID Re-attending between 3 & 9 months - Children	765	1,218	62.8%	56.0%	59.4%	58.3%
% of FP17s for the same patient ID Re-attending between 3 & 9 months - Adults	1,153	2,130	54.1%	49.0%	51.3%	50.3%
% of FP17s for Band 1 Urgent Courses	111	3,200	3.5%	8.6%	8.0%	9.1%
% of FP17s Relating to Free Repair or Replacements	17	3,200	0.5%	0.7%	0.8%	0.8%
% of FP17s Relating to Continuations	8	3,200	0.3%	0.9%	1.0%	1.0%
% of Patients satisfied with the dentistry they have received	4	6	N/A	91.2%	91.7%	91.5%
% of Patients satisfied with the time they had to wait for an appointment	4	6	N/A	88.7%	88.3%	87.9%

* This is based on patients treated on this contract for their most recent course of treatment. Figures in italics indicate the base number of FP17s or Patient Questionnaire responses are less than 100. N/A is shown where the base number of responses is less than 10 during the period. % is calculated as Quantity/Base number*100

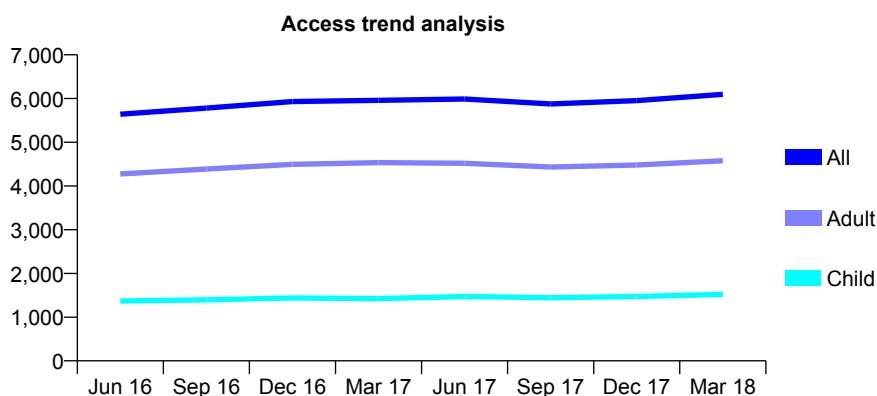
Q57 - Vital Signs At a Glance Contract Report for 843865/0001 - March 2018

Name or company name	MR S MARZBANI
Contract type name	GDS Contract
Purpose of contract	General
Contract start date	01/04/2006
Contract end date	

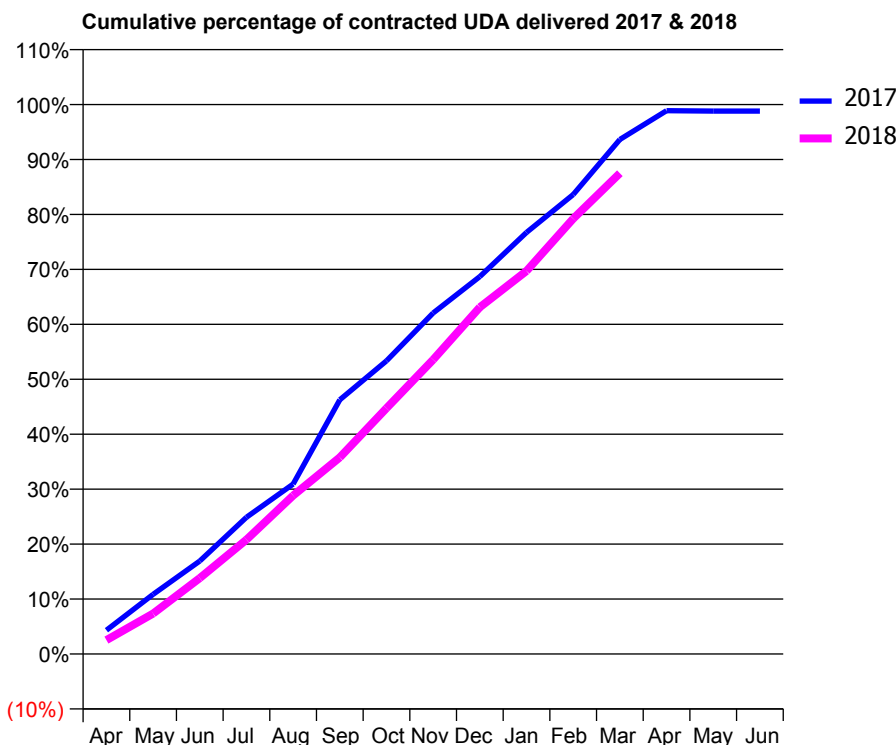
17/18 Contracted general activity (UDA)	14,715
Carry forward general activity (UDA)	176
17/18 Contracted orthodontic activity (UOA)	0
Carry forward orthodontic activity (UOA)	0
Baseline contract value	£344,418.98

ACCESS*

Patients seen in 24 months	Total	Change since previous quarter
Quarter ending March 2017	5,957	
Quarter ending June 2017	5,990	→
Quarter ending September 2017	5,876	↓
Quarter ending December 2017	5,952	→
Quarter ending March 2018	6,097	↑
Variance since March 2017	2.4%	↑



ACTIVITY



Month	Adjusted Scheduled Activity (UDA)	
	2017	2018
April	636	373
May	1,597	1,084
June	2,491	2,033
July	3,663	3,063
August	4,552	4,245
September	6,807	5,265
October	7,850	6,584
November	9,131	7,884
December	10,106	9,286
January	11,290	10,257
February	12,303	11,658
March	13,779	12,876
April	14,549	
May	14,539	
June	14,539	

QUALITY

	Quantity	Base Number	Contract	AT	Region	England
% of FP17s for the same patient ID Re-attending within 3 months - Children	188	2,159	8.7%	10.3%	11.6%	11.9%
% of FP17s for the same patient ID Re-attending within 3 months - Adults	461	5,236	8.8%	14.7%	15.4%	16.0%
% of FP17s for the same patient ID Re-attending between 3 & 9 months - Children	1,227	2,159	56.8%	56.0%	59.4%	58.3%
% of FP17s for the same patient ID Re-attending between 3 & 9 months - Adults	2,743	5,236	52.4%	49.0%	51.3%	50.3%
% of FP17s for Band 1 Urgent Courses	105	7,052	1.5%	8.6%	8.0%	9.1%
% of FP17s Relating to Free Repair or Replacements	27	7,052	0.4%	0.7%	0.8%	0.8%
% of FP17s Relating to Continuations	31	7,052	0.4%	0.9%	1.0%	1.0%
% of Patients satisfied with the dentistry they have received	8	8	N/A	91.2%	91.7%	91.5%
% of Patients satisfied with the time they had to wait for an appointment	8	8	N/A	88.7%	88.3%	87.9%

* This is based on patients treated on this contract for their most recent course of treatment. Figures in italics indicate the base number of FP17s or Patient Questionnaire responses are less than 100. N/A is shown where the base number of responses is less than 10 during the period. % is calculated as Quantity/Base number*100

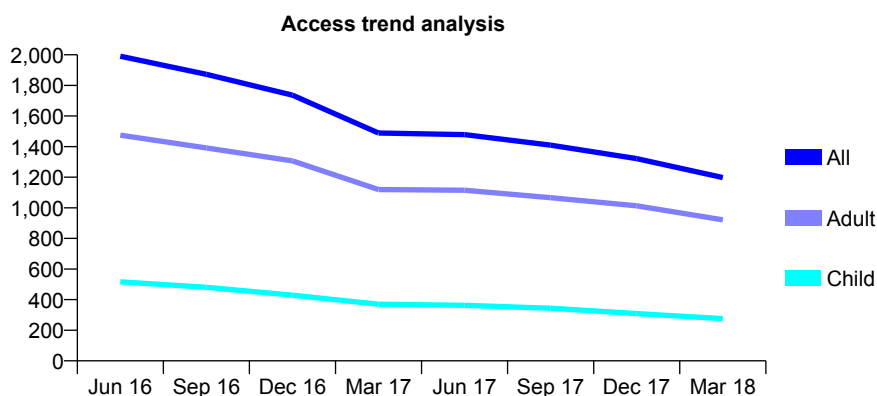
Q57 - Vital Signs At a Glance Contract Report for 854689/0001 - March 2018

Name or company name	MR A RASHID
Contract type name	GDS Contract
Purpose of contract	General
Contract start date	01/04/2006
Contract end date	

17/18 Contracted general activity (UDA)	10,000
Carry forward general activity (UDA)	0
17/18 Contracted orthodontic activity (UOA)	0
Carry forward orthodontic activity (UOA)	0
Baseline contract value	£231,612.04

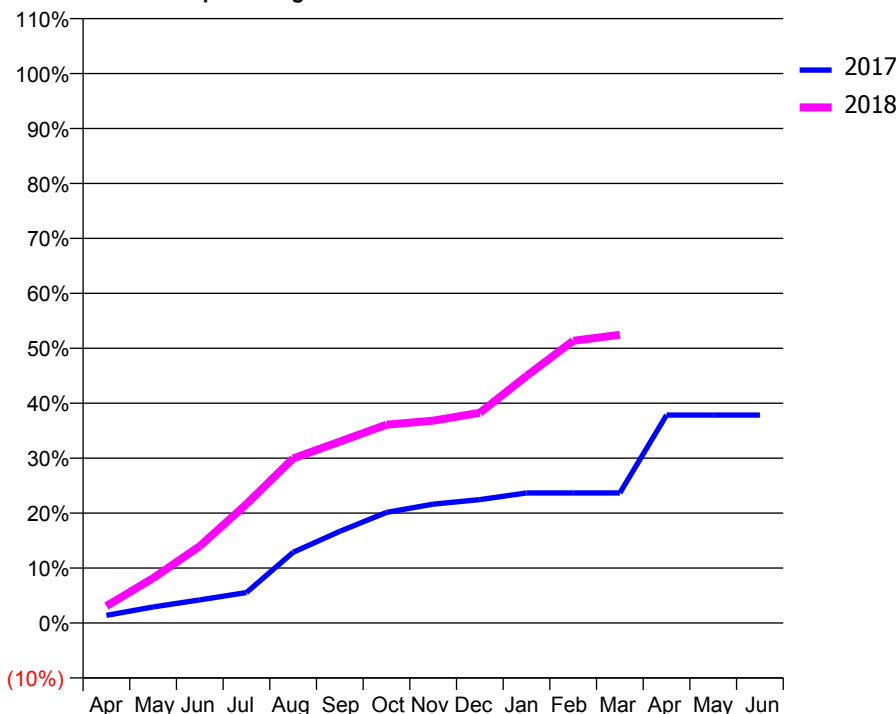
ACCESS*

Patients seen in 24 months	Total	Change since previous quarter
Quarter ending March 2017	1,489	
Quarter ending June 2017	1,478	→
Quarter ending September 2017	1,410	↓
Quarter ending December 2017	1,322	↓
Quarter ending March 2018	1,198	↓
Variance since March 2017	(19.5%)	↓



ACTIVITY

Cumulative percentage of contracted UDA delivered 2017 & 2018



Month	Adjusted Scheduled Activity (UDA)	
	2017	2018
April	140	308
May	293	817
June	422	1,399
July	555	2,164
August	1,287	2,996
September	1,669	3,301
October	2,014	3,610
November	2,162	3,682
December	2,247	3,825
January	2,367	4,495
February	2,367	5,136
March	2,367	5,244
April	3,785	
May	3,785	
June	3,785	

QUALITY

	Quantity	Base Number	Contract	AT	Region	England
% of FP17s for the same patient ID Re-attending within 3 months - Children	33	464	7.1%	10.3%	11.6%	11.9%
% of FP17s for the same patient ID Re-attending within 3 months - Adults	350	1,615	21.7%	14.7%	15.4%	16.0%
% of FP17s for the same patient ID Re-attending between 3 & 9 months - Children	233	464	50.2%	56.0%	59.4%	58.3%
% of FP17s for the same patient ID Re-attending between 3 & 9 months - Adults	658	1,615	40.7%	49.0%	51.3%	50.3%
% of FP17s for Band 1 Urgent Courses	314	1,523	20.6%	8.6%	8.0%	9.1%
% of FP17s Relating to Free Repair or Replacements	26	1,523	1.7%	0.7%	0.8%	0.8%
% of FP17s Relating to Continuations	11	1,523	0.7%	0.9%	1.0%	1.0%
% of Patients satisfied with the dentistry they have received	13	14	92.9%	91.2%	91.7%	91.5%
% of Patients satisfied with the time they had to wait for an appointment	9	14	64.3%	88.7%	88.3%	87.9%

* This is based on patients treated on this contract for their most recent course of treatment. Figures in italics indicate the base number of FP17s or Patient Questionnaire responses are less than 100. N/A is shown where the base number of responses is less than 10 during the period. % is calculated as Quantity/Base number*100

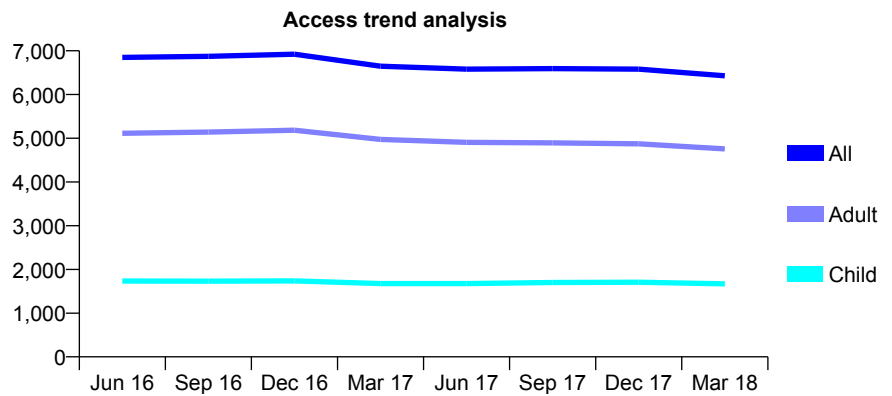
Q57 - Vital Signs At a Glance Contract Report for 855626/0002 - March 2018

Name or company name	Langdon Hills Dental Care
Contract type name	GDS Contract
Purpose of contract	General
Contract start date	13/12/2011
Contract end date	

17/18 Contracted general activity (UDA)	15,588
Carry forward general activity (UDA)	-165
17/18 Contracted orthodontic activity (UOA)	0
Carry forward orthodontic activity (UOA)	0
Baseline contract value	£415,489.80

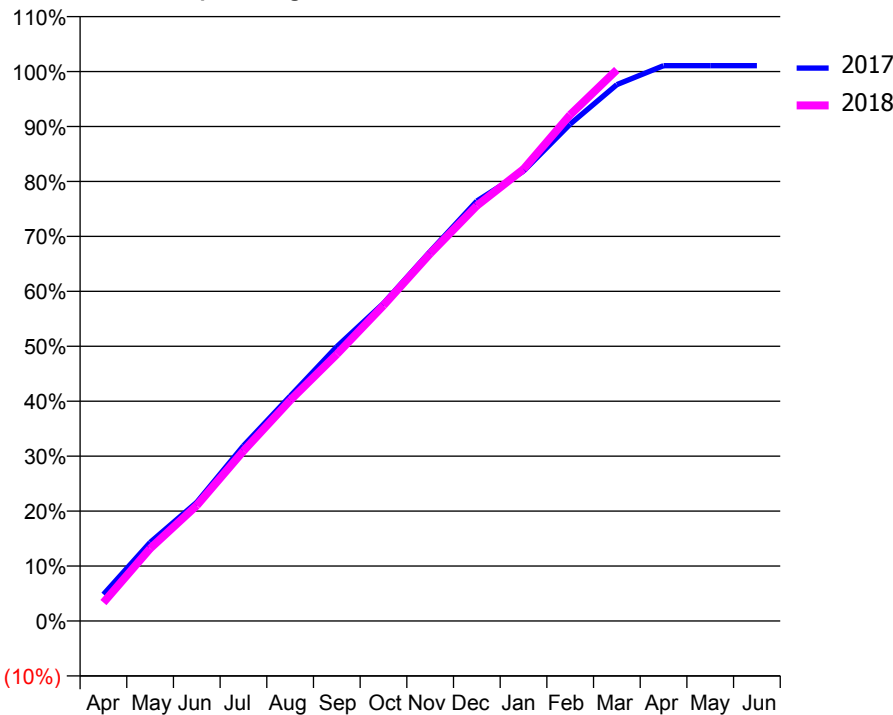
ACCESS*

Patients seen in 24 months	Total	Change since previous quarter
Quarter ending March 2017	6,649	
Quarter ending June 2017	6,582	↓
Quarter ending September 2017	6,594	→
Quarter ending December 2017	6,581	→
Quarter ending March 2018	6,427	↓
Variance since March 2017	(3.3%)	↓



ACTIVITY

Cumulative percentage of contracted UDA delivered 2017 & 2018



Month	Adjusted Scheduled Activity (UDA)	
	2017	2018
April	754	524
May	2,232	2,057
June	3,369	3,277
July	4,973	4,825
August	6,378	6,258
September	7,782	7,569
October	9,014	8,952
November	10,483	10,422
December	11,914	11,780
January	12,762	12,818
February	14,098	14,361
March	15,217	15,636
April	15,755	
May	15,755	
June	15,753	

QUALITY

	Quantity	Base Number	Contract	AT	Region	England
% of FP17s for the same patient ID Re-attending within 3 months - Children	175	2,095	8.4%	10.3%	11.6%	11.9%
% of FP17s for the same patient ID Re-attending within 3 months - Adults	1,139	6,106	18.7%	14.7%	15.4%	16.0%
% of FP17s for the same patient ID Re-attending between 3 & 9 months - Children	931	2,095	44.4%	56.0%	59.4%	58.3%
% of FP17s for the same patient ID Re-attending between 3 & 9 months - Adults	2,447	6,106	40.1%	49.0%	51.3%	50.3%
% of FP17s for Band 1 Urgent Courses	1,034	7,897	13.1%	8.6%	8.0%	9.1%
% of FP17s Relating to Free Repair or Replacements	75	7,897	0.9%	0.7%	0.8%	0.8%
% of FP17s Relating to Continuations	124	7,897	1.6%	0.9%	1.0%	1.0%
% of Patients satisfied with the dentistry they have received	7	7	N/A	91.2%	91.7%	91.5%
% of Patients satisfied with the time they had to wait for an appointment	7	7	N/A	88.7%	88.3%	87.9%

* This is based on patients treated on this contract for their most recent course of treatment. Figures in italics indicate the base number of FP17s or Patient Questionnaire responses are less than 100. N/A is shown where the base number of responses is less than 10 during the period. % is calculated as Quantity/Base number*100

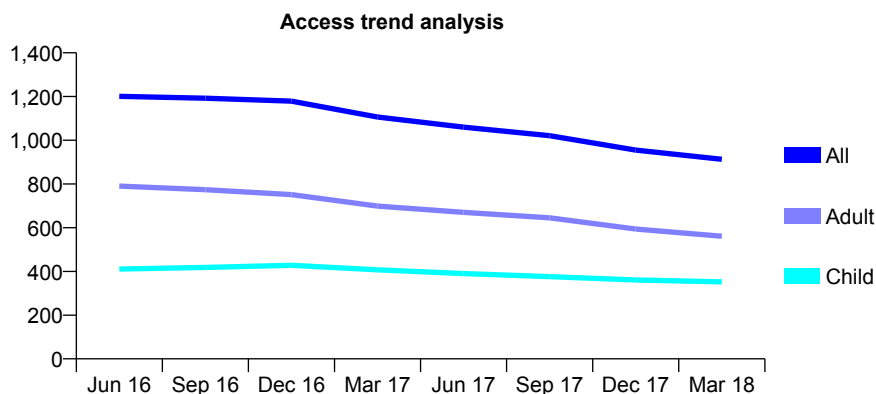
Q57 - Vital Signs At a Glance Contract Report for 861065/0001 - March 2018

Name or company name	MRS DO GAWLEY
Contract type name	GDS Contract
Purpose of contract	General
Contract start date	01/04/2006
Contract end date	

17/18 Contracted general activity (UDA)	4,051
Carry forward general activity (UDA)	0
17/18 Contracted orthodontic activity (UOA)	0
Carry forward orthodontic activity (UOA)	0
Baseline contract value	£99,563.05

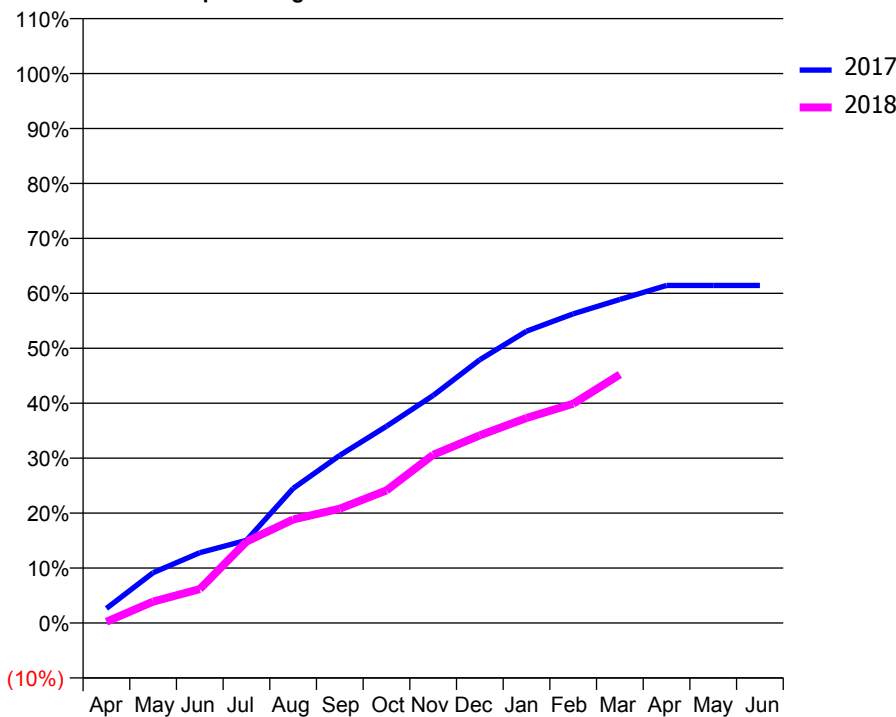
ACCESS*

Patients seen in 24 months	Total	Change since previous quarter
Quarter ending March 2017	1,106	
Quarter ending June 2017	1,060	↓
Quarter ending September 2017	1,021	↓
Quarter ending December 2017	955	↓
Quarter ending March 2018	913	↓
Variance since March 2017	(17.5%)	↓



ACTIVITY

Cumulative percentage of contracted UDA delivered 2017 & 2018



Adjusted Scheduled Activity (UDA)

Month	2017	2018
April	107	9
May	371	158
June	518	250
July	610	600
August	992	764
September	1,236	843
October	1,451	977
November	1,677	1,240
December	1,941	1,384
January	2,151	1,511
February	2,279	1,616
March	2,385	1,832
April	2,489	
May	2,489	
June	2,489	

QUALITY

	Quantity	Base Number	Contract	AT	Region	England
% of FP17s for the same patient ID Re-attending within 3 months - Children	32	473	6.8%	10.3%	11.6%	11.9%
% of FP17s for the same patient ID Re-attending within 3 months - Adults	103	748	13.8%	14.7%	15.4%	16.0%
% of FP17s for the same patient ID Re-attending between 3 & 9 months - Children	283	473	59.8%	56.0%	59.4%	58.3%
% of FP17s for the same patient ID Re-attending between 3 & 9 months - Adults	439	748	58.7%	49.0%	51.3%	50.3%
% of FP17s for Band 1 Urgent Courses	105	1,184	8.9%	8.6%	8.0%	9.1%
% of FP17s Relating to Free Repair or Replacements	0	1,184	0.0%	0.7%	0.8%	0.8%
% of FP17s Relating to Continuations	15	1,184	1.3%	0.9%	1.0%	1.0%
% of Patients satisfied with the dentistry they have received	1	1	N/A	91.2%	91.7%	91.5%
% of Patients satisfied with the time they had to wait for an appointment	1	1	N/A	88.7%	88.3%	87.9%

* This is based on patients treated on this contract for their most recent course of treatment. Figures in italics indicate the base number of FP17s or Patient Questionnaire responses are less than 100. N/A is shown where the base number of responses is less than 10 during the period. % is calculated as Quantity/Base number*100

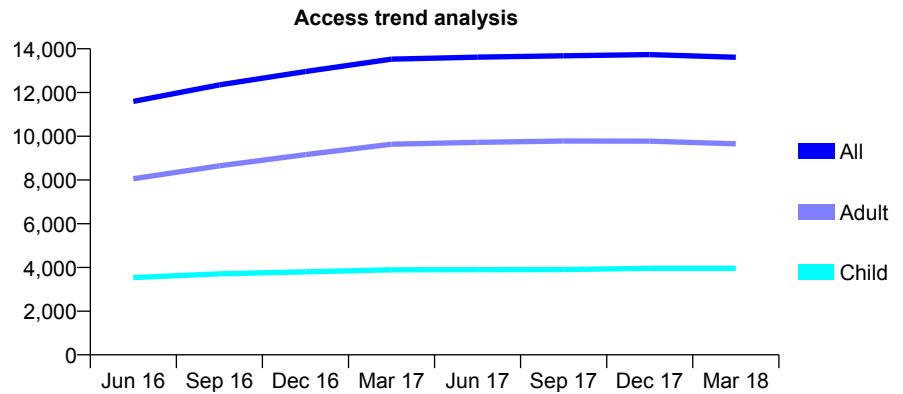
Q57 - Vital Signs At a Glance Contract Report for 866113/0001 - March 2018

Name or company name	MS N KOTECCHA
Contract type name	GDS Contract
Purpose of contract	General
Contract start date	01/05/2015
Contract end date	

17/18 Contracted general activity (UDA)	36,497
Carry forward general activity (UDA)	-2
17/18 Contracted orthodontic activity (UOA)	0
Carry forward orthodontic activity (UOA)	0
Baseline contract value	£906,285.08

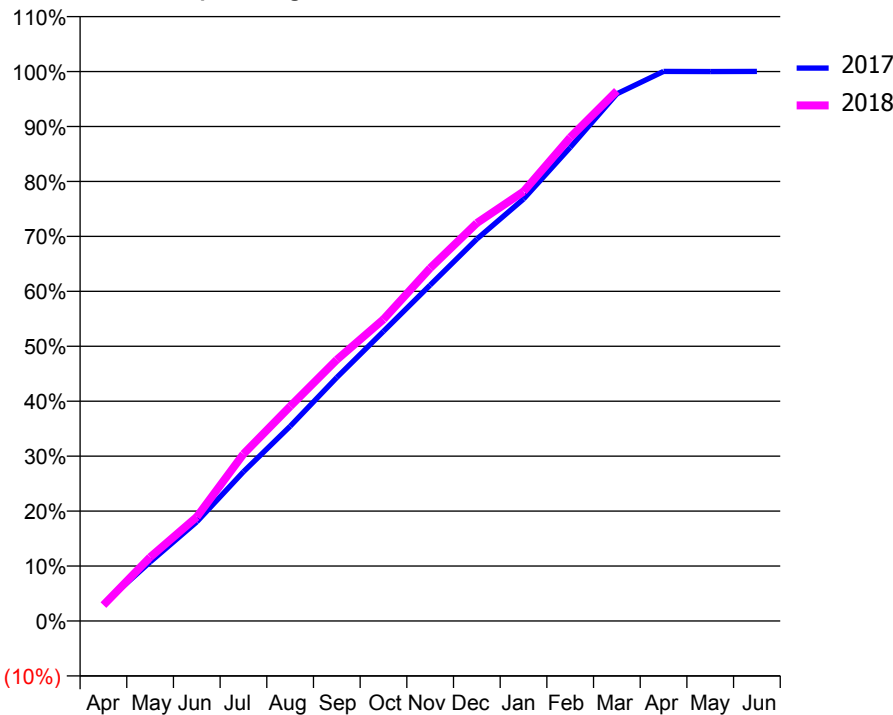
ACCESS*

Patients seen in 24 months	Total	Change since previous quarter
Quarter ending March 2017	13,525	
Quarter ending June 2017	13,616	→
Quarter ending September 2017	13,681	→
Quarter ending December 2017	13,735	→
Quarter ending March 2018	13,613	→
Variance since March 2017	0.7%	→



ACTIVITY

Cumulative percentage of contracted UDA delivered 2017 & 2018



Month	Adjusted Scheduled Activity (UDA)	
	2017	2018
April	1,122	1,057
May	3,923	4,234
June	6,586	6,916
July	9,913	11,097
August	12,932	14,256
September	16,174	17,357
October	19,237	20,036
November	22,313	23,443
December	25,366	26,434
January	28,031	28,524
February	31,458	32,115
March	35,017	35,210
April	36,499	
May	36,498	
June	36,499	

QUALITY

	Quantity	Base Number	Contract	AT	Region	England
% of FP17s for the same patient ID Re-attending within 3 months - Children	331	5,732	5.8%	10.3%	11.6%	11.9%
% of FP17s for the same patient ID Re-attending within 3 months - Adults	1,400	12,641	11.1%	14.7%	15.4%	16.0%
% of FP17s for the same patient ID Re-attending between 3 & 9 months - Children	3,726	5,732	65.0%	56.0%	59.4%	58.3%
% of FP17s for the same patient ID Re-attending between 3 & 9 months - Adults	7,292	12,641	57.7%	49.0%	51.3%	50.3%
% of FP17s for Band 1 Urgent Courses	1,191	17,457	6.8%	8.6%	8.0%	9.1%
% of FP17s Relating to Free Repair or Replacements	176	17,457	1.0%	0.7%	0.8%	0.8%
% of FP17s Relating to Continuations	48	17,457	0.3%	0.9%	1.0%	1.0%
% of Patients satisfied with the dentistry they have received	20	22	90.9%	91.2%	91.7%	91.5%
% of Patients satisfied with the time they had to wait for an appointment	18	22	81.8%	88.7%	88.3%	87.9%

* This is based on patients treated on this contract for their most recent course of treatment. Figures in italics indicate the base number of FP17s or Patient Questionnaire responses are less than 100. N/A is shown where the base number of responses is less than 10 during the period. % is calculated as Quantity/Base number*100

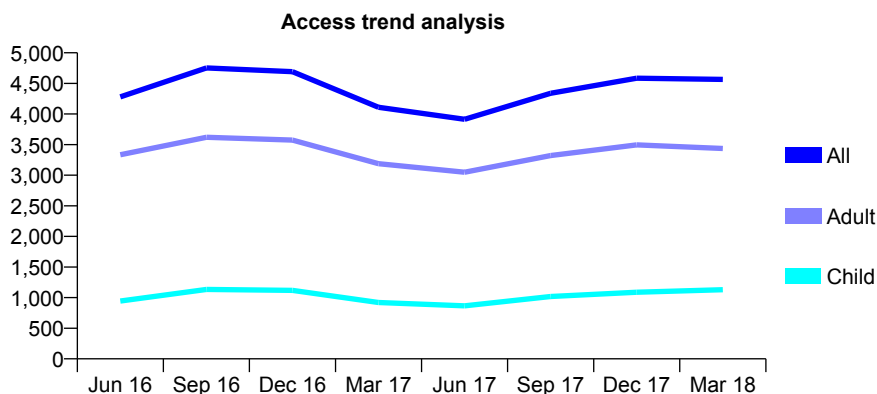
Q57 - Vital Signs At a Glance Contract Report for 890944/0001 - March 2018

Name or company name	MR AF CLOUGH
Contract type name	GDS Contract
Purpose of contract	General
Contract start date	01/04/2006
Contract end date	

17/18 Contracted general activity (UDA)	11,980
Carry forward general activity (UDA)	347
17/18 Contracted orthodontic activity (UOA)	0
Carry forward orthodontic activity (UOA)	0
Baseline contract value	£338,682.67

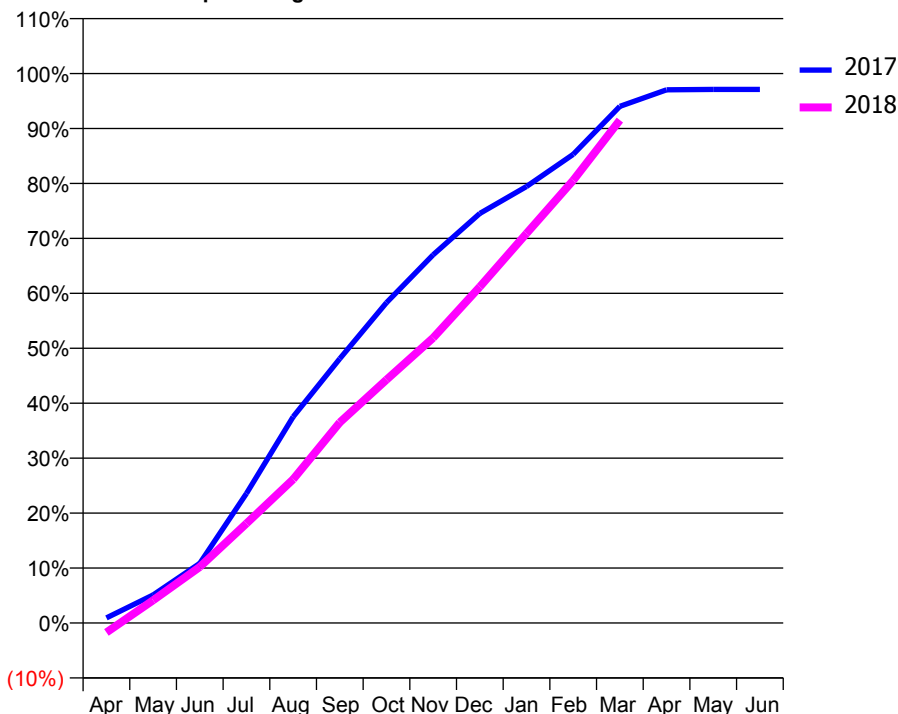
ACCESS*

Patients seen in 24 months	Total	Change since previous quarter
Quarter ending March 2017	4,110	
Quarter ending June 2017	3,914	↓
Quarter ending September 2017	4,339	↑
Quarter ending December 2017	4,585	↑
Quarter ending March 2018	4,565	→
Variance since March 2017	11.1%	↑



ACTIVITY

Cumulative percentage of contracted UDA delivered 2017 & 2018



Month	Adjusted Scheduled Activity (UDA)	
	2017	2018
April	111	-207
May	612	495
June	1,302	1,222
July	2,825	2,170
August	4,496	3,134
September	5,764	4,374
October	6,986	5,305
November	8,028	6,218
December	8,930	7,330
January	9,517	8,494
February	10,218	9,650
March	11,263	10,966
April	11,624	
May	11,633	
June	11,633	

QUALITY

	Quantity	Base Number	Contract	AT	Region	England
% of FP17s for the same patient ID Re-attending within 3 months - Children	67	1,560	4.3%	10.3%	11.6%	11.9%
% of FP17s for the same patient ID Re-attending within 3 months - Adults	351	4,142	8.5%	14.7%	15.4%	16.0%
% of FP17s for the same patient ID Re-attending between 3 & 9 months - Children	607	1,560	38.9%	56.0%	59.4%	58.3%
% of FP17s for the same patient ID Re-attending between 3 & 9 months - Adults	1,258	4,142	30.4%	49.0%	51.3%	50.3%
% of FP17s for Band 1 Urgent Courses	701	5,574	12.6%	8.6%	8.0%	9.1%
% of FP17s Relating to Free Repair or Replacements	34	5,574	0.6%	0.7%	0.8%	0.8%
% of FP17s Relating to Continuations	33	5,574	0.6%	0.9%	1.0%	1.0%
% of Patients satisfied with the dentistry they have received	3	3	N/A	91.2%	91.7%	91.5%
% of Patients satisfied with the time they had to wait for an appointment	3	3	N/A	88.7%	88.3%	87.9%

* This is based on patients treated on this contract for their most recent course of treatment. Figures in italics indicate the base number of FP17s or Patient Questionnaire responses are less than 100. N/A is shown where the base number of responses is less than 10 during the period. % is calculated as Quantity/Base number*100

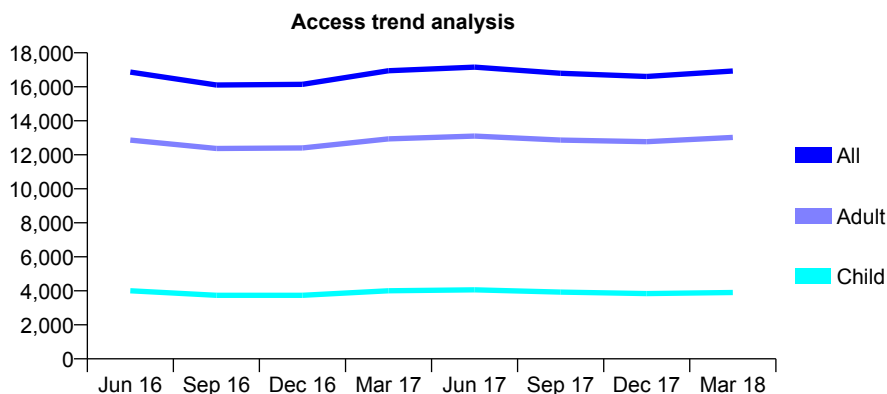
Q57 - Vital Signs At a Glance Contract Report for 890944/0002 - March 2018

Name or company name	MR AF CLOUGH
Contract type name	GDS Contract
Purpose of contract	General
Contract start date	01/04/2006
Contract end date	

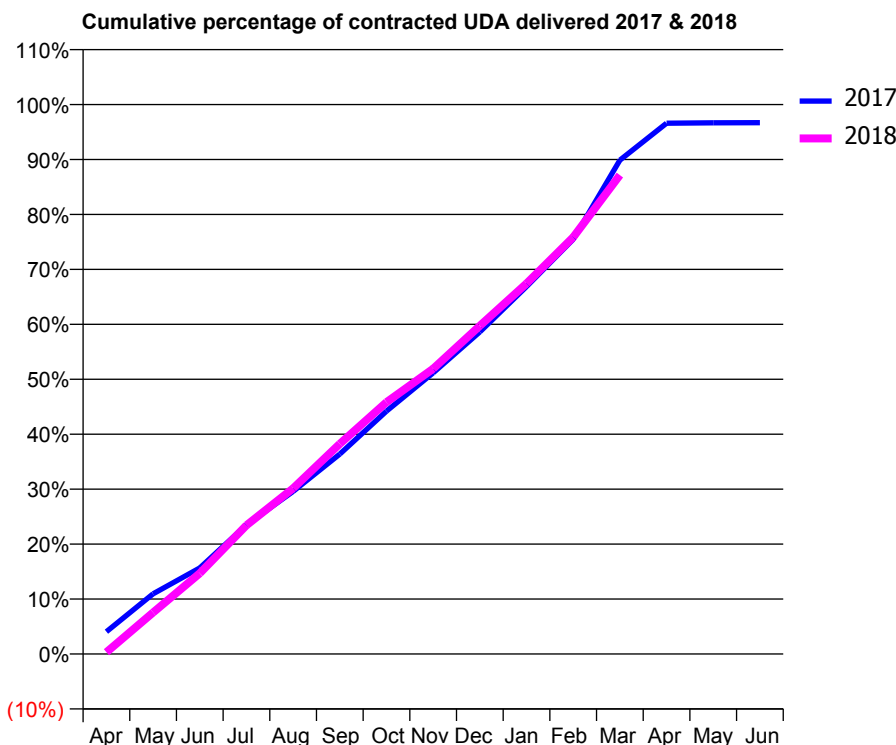
17/18 Contracted general activity (UDA)	45,858
Carry forward general activity (UDA)	1,512
17/18 Contracted orthodontic activity (UOA)	0
Carry forward orthodontic activity (UOA)	0
Baseline contract value	£1,423,557.16

ACCESS*

Patients seen in 24 months	Total	Change since previous quarter
Quarter ending March 2017	16,944	
Quarter ending June 2017	17,160	→
Quarter ending September 2017	16,795	↓
Quarter ending December 2017	16,611	↓
Quarter ending March 2018	16,927	→
Variance since March 2017	(0.1%)	→



ACTIVITY



Month	Adjusted Scheduled Activity (UDA)	
	2017	2018
April	1,868	152
May	5,024	3,466
June	7,186	6,735
July	10,775	10,747
August	13,568	13,829
September	16,688	17,542
October	20,275	21,016
November	23,470	23,812
December	26,882	27,395
January	30,661	30,923
February	34,601	34,777
March	41,209	39,962
April	44,292	
May	44,334	
June	44,346	

QUALITY

	Quantity	Base Number	Contract	AT	Region	England
% of FP17s for the same patient ID Re-attending within 3 months - Children	348	5,203	6.7%	10.3%	11.6%	11.9%
% of FP17s for the same patient ID Re-attending within 3 months - Adults	2,735	15,536	17.6%	14.7%	15.4%	16.0%
% of FP17s for the same patient ID Re-attending between 3 & 9 months - Children	2,542	5,203	48.9%	56.0%	59.4%	58.3%
% of FP17s for the same patient ID Re-attending between 3 & 9 months - Adults	5,190	15,536	33.4%	49.0%	51.3%	50.3%
% of FP17s for Band 1 Urgent Courses	3,562	19,571	18.2%	8.6%	8.0%	9.1%
% of FP17s Relating to Free Repair or Replacements	224	19,571	1.1%	0.7%	0.8%	0.8%
% of FP17s Relating to Continuations	192	19,571	1.0%	0.9%	1.0%	1.0%
% of Patients satisfied with the dentistry they have received	16	19	84.2%	91.2%	91.7%	91.5%
% of Patients satisfied with the time they had to wait for an appointment	16	19	84.2%	88.7%	88.3%	87.9%

* This is based on patients treated on this contract for their most recent course of treatment. Figures in italics indicate the base number of FP17s or Patient Questionnaire responses are less than 100. N/A is shown where the base number of responses is less than 10 during the period. % is calculated as Quantity/Base number*100

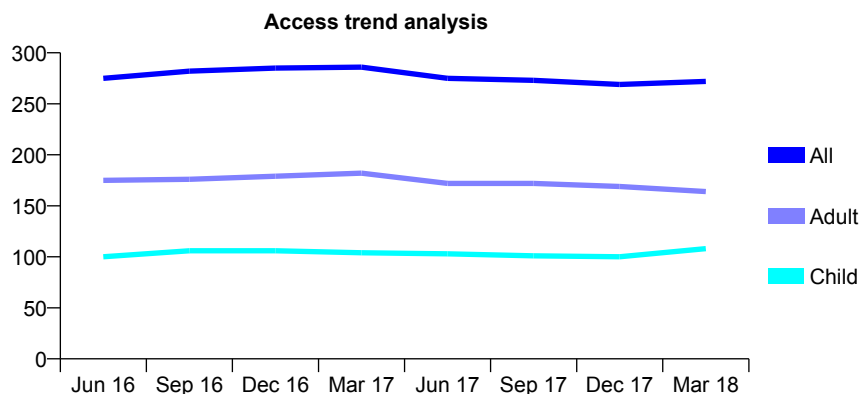
Q57 - Vital Signs At a Glance Contract Report for 907456/0001 - March 2018

Name or company name	MR NV PANDYA
Contract type name	GDS Contract
Purpose of contract	General
Contract start date	01/04/2006
Contract end date	

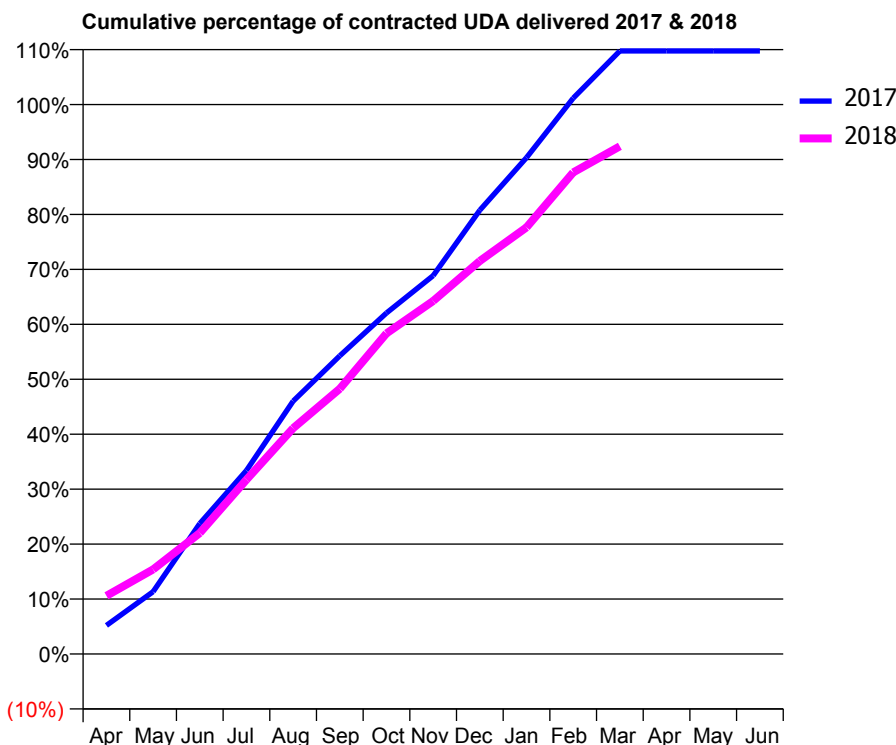
17/18 Contracted general activity (UDA)	621
Carry forward general activity (UDA)	-12
17/18 Contracted orthodontic activity (UOA)	0
Carry forward orthodontic activity (UOA)	0
Baseline contract value	£16,490.46

ACCESS*

Patients seen in 24 months	Total	Change since previous quarter
Quarter ending March 2017	286	
Quarter ending June 2017	275	↓
Quarter ending September 2017	273	→
Quarter ending December 2017	269	↓
Quarter ending March 2018	272	→
Variance since March 2017	(4.9%)	↓



ACTIVITY



Month	Adjusted Scheduled Activity (UDA)	
	2017	2018
April	32	66
May	70	96
June	147	137
July	207	197
August	286	255
September	337	300
October	385	362
November	428	399
December	502	444
January	561	482
February	628	544
March	682	574
April	682	
May	682	
June	682	

QUALITY

	Quantity	Base Number	Contract	AT	Region	England
% of FP17s for the same patient ID Re-attending within 3 months - Children	10	151	6.6%	10.3%	11.6%	11.9%
% of FP17s for the same patient ID Re-attending within 3 months - Adults	45	243	18.5%	14.7%	15.4%	16.0%
% of FP17s for the same patient ID Re-attending between 3 & 9 months - Children	82	151	54.3%	56.0%	59.4%	58.3%
% of FP17s for the same patient ID Re-attending between 3 & 9 months - Adults	141	243	58.0%	49.0%	51.3%	50.3%
% of FP17s for Band 1 Urgent Courses	24	394	6.1%	8.6%	8.0%	9.1%
% of FP17s Relating to Free Repair or Replacements	2	394	0.5%	0.7%	0.8%	0.8%
% of FP17s Relating to Continuations	9	394	2.3%	0.9%	1.0%	1.0%
% of Patients satisfied with the dentistry they have received	0	0	N/A	91.2%	91.7%	91.5%
% of Patients satisfied with the time they had to wait for an appointment	0	0	N/A	88.7%	88.3%	87.9%

* This is based on patients treated on this contract for their most recent course of treatment. Figures in italics indicate the base number of FP17s or Patient Questionnaire responses are less than 100. N/A is shown where the base number of responses is less than 10 during the period. % is calculated as Quantity/Base number*100

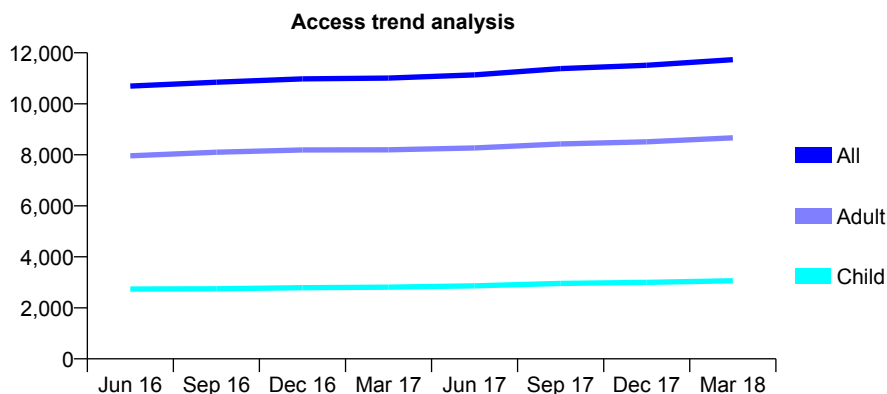
Q57 - Vital Signs At a Glance Contract Report for 911739/0001 - March 2018

Name or company name	The Walden Dental Clinic
Contract type name	GDS Contract
Purpose of contract	General
Contract start date	01/04/2006
Contract end date	

17/18 Contracted general activity (UDA)	28,622
Carry forward general activity (UDA)	-33
17/18 Contracted orthodontic activity (UOA)	0
Carry forward orthodontic activity (UOA)	0
Baseline contract value	£714,344.29

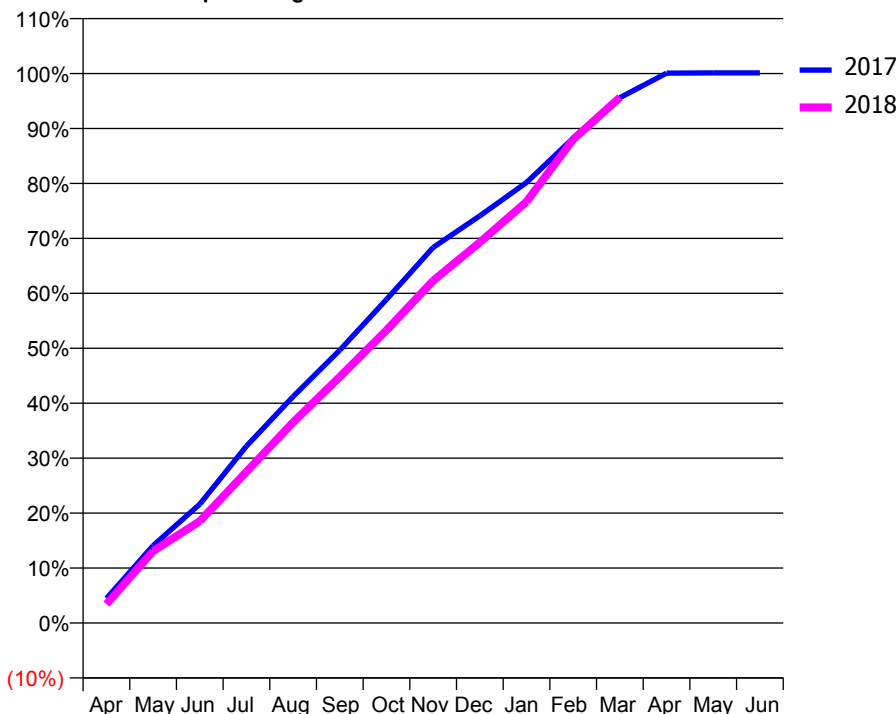
ACCESS*

Patients seen in 24 months	Total	Change since previous quarter
Quarter ending March 2017	11,008	
Quarter ending June 2017	11,133	→
Quarter ending September 2017	11,382	↑
Quarter ending December 2017	11,510	→
Quarter ending March 2018	11,732	→
Variance since March 2017	6.6%	↑



ACTIVITY

Cumulative percentage of contracted UDA delivered 2017 & 2018



Month	Adjusted Scheduled Activity (UDA)	
	2017	2018
April	1,283	980
May	4,030	3,744
June	6,190	5,303
July	9,212	7,880
August	11,799	10,459
September	14,214	12,823
October	16,851	15,249
November	19,562	17,831
December	21,208	19,823
January	22,945	21,945
February	25,255	25,188
March	27,364	27,375
April	28,643	
May	28,655	
June	28,655	

QUALITY

	Quantity	Base Number	Contract	AT	Region	England
% of FP17s for the same patient ID Re-attending within 3 months - Children	309	4,512	6.8%	10.3%	11.6%	11.9%
% of FP17s for the same patient ID Re-attending within 3 months - Adults	1,494	10,343	14.4%	14.7%	15.4%	16.0%
% of FP17s for the same patient ID Re-attending between 3 & 9 months - Children	2,552	4,512	56.6%	56.0%	59.4%	58.3%
% of FP17s for the same patient ID Re-attending between 3 & 9 months - Adults	3,994	10,343	38.6%	49.0%	51.3%	50.3%
% of FP17s for Band 1 Urgent Courses	1,259	13,589	9.3%	8.6%	8.0%	9.1%
% of FP17s Relating to Free Repair or Replacements	60	13,589	0.4%	0.7%	0.8%	0.8%
% of FP17s Relating to Continuations	114	13,589	0.8%	0.9%	1.0%	1.0%
% of Patients satisfied with the dentistry they have received	18	18	100.0%	91.2%	91.7%	91.5%
% of Patients satisfied with the time they had to wait for an appointment	17	18	94.4%	88.7%	88.3%	87.9%

* This is based on patients treated on this contract for their most recent course of treatment. Figures in italics indicate the base number of FP17s or Patient Questionnaire responses are less than 100. N/A is shown where the base number of responses is less than 10 during the period. % is calculated as Quantity/Base number*100

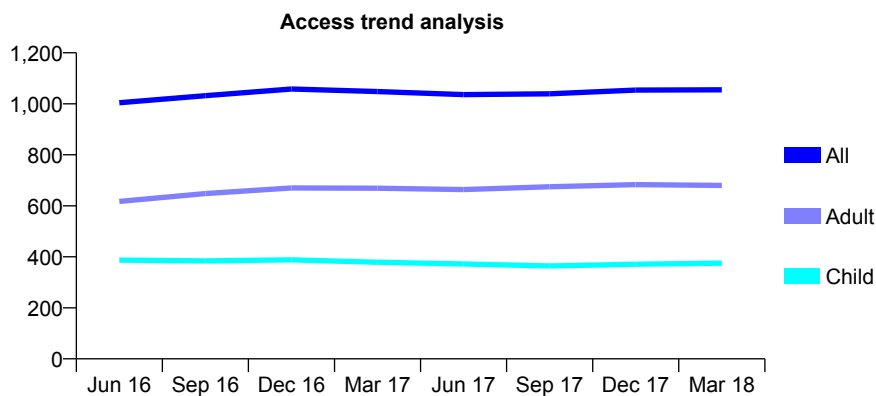
Q57 - Vital Signs At a Glance Contract Report for 913111/0002 - March 2018

Name or company name	MR J SINGH
Contract type name	GDS Contract
Purpose of contract	General
Contract start date	01/04/2009
Contract end date	

17/18 Contracted general activity (UDA)	2,500
Carry forward general activity (UDA)	34
17/18 Contracted orthodontic activity (UOA)	0
Carry forward orthodontic activity (UOA)	0
Baseline contract value	£60,634.43

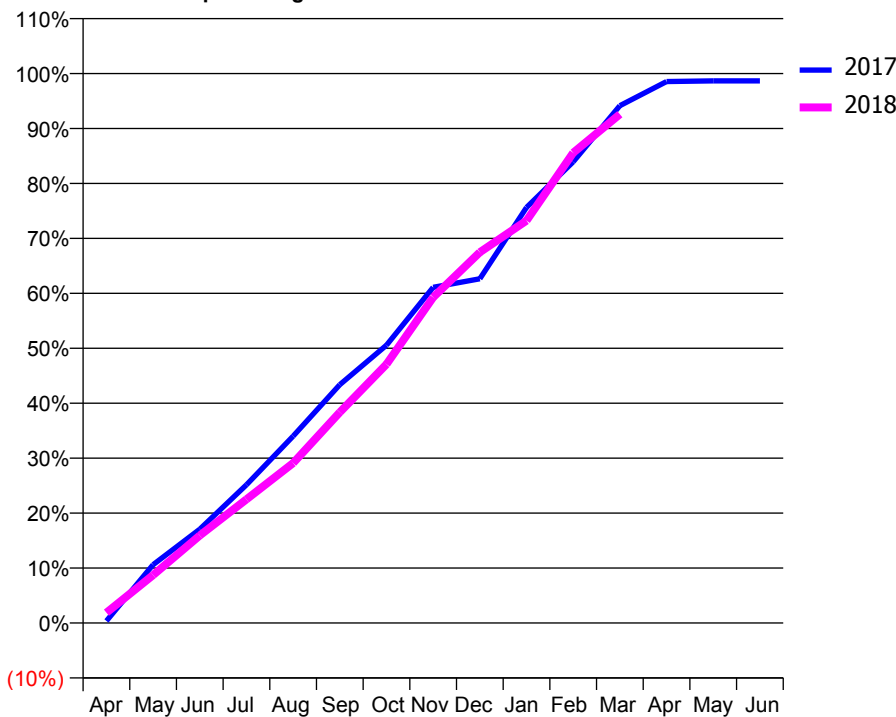
ACCESS*

Patients seen in 24 months	Total	Change since previous quarter
Quarter ending March 2017	1,048	
Quarter ending June 2017	1,036	↓
Quarter ending September 2017	1,039	→
Quarter ending December 2017	1,054	→
Quarter ending March 2018	1,055	→
Variance since March 2017	0.7%	→



ACTIVITY

Cumulative percentage of contracted UDA delivered 2017 & 2018



Month	Adjusted Scheduled Activity (UDA)	
	2017	2018
April	9	47
May	266	218
June	427	398
July	629	563
August	850	728
September	1,084	959
October	1,264	1,177
November	1,527	1,482
December	1,566	1,687
January	1,891	1,831
February	2,098	2,139
March	2,354	2,315
April	2,463	
May	2,466	
June	2,466	

QUALITY

	Quantity	Base Number	Contract	AT	Region	England
% of FP17s for the same patient ID Re-attending within 3 months - Children	25	543	4.6%	10.3%	11.6%	11.9%
% of FP17s for the same patient ID Re-attending within 3 months - Adults	121	844	14.3%	14.7%	15.4%	16.0%
% of FP17s for the same patient ID Re-attending between 3 & 9 months - Children	315	543	58.0%	56.0%	59.4%	58.3%
% of FP17s for the same patient ID Re-attending between 3 & 9 months - Adults	442	844	52.4%	49.0%	51.3%	50.3%
% of FP17s for Band 1 Urgent Courses	33	1,325	2.5%	8.6%	8.0%	9.1%
% of FP17s Relating to Free Repair or Replacements	19	1,325	1.4%	0.7%	0.8%	0.8%
% of FP17s Relating to Continuations	30	1,325	2.3%	0.9%	1.0%	1.0%
% of Patients satisfied with the dentistry they have received	1	1	N/A	91.2%	91.7%	91.5%
% of Patients satisfied with the time they had to wait for an appointment	1	1	N/A	88.7%	88.3%	87.9%

* This is based on patients treated on this contract for their most recent course of treatment. Figures in italics indicate the base number of FP17s or Patient Questionnaire responses are less than 100. N/A is shown where the base number of responses is less than 10 during the period. % is calculated as Quantity/Base number*100

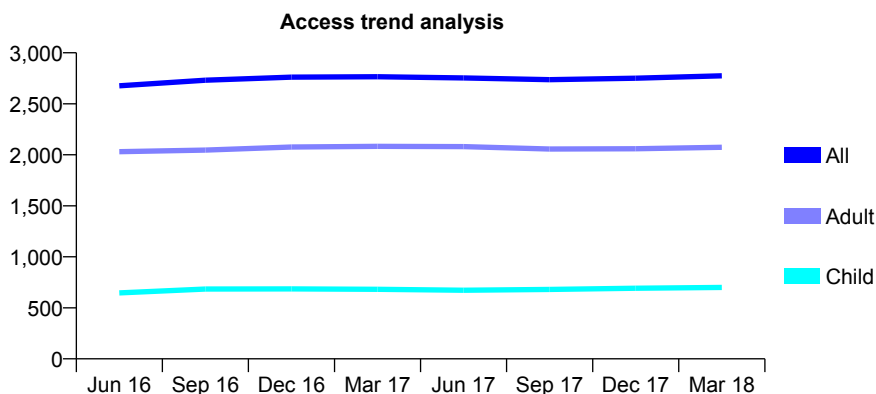
Q57 - Vital Signs At a Glance Contract Report for 913324/0001 - March 2018

Name or company name	MR CR BENTLEY
Contract type name	GDS Contract
Purpose of contract	General
Contract start date	01/04/2006
Contract end date	

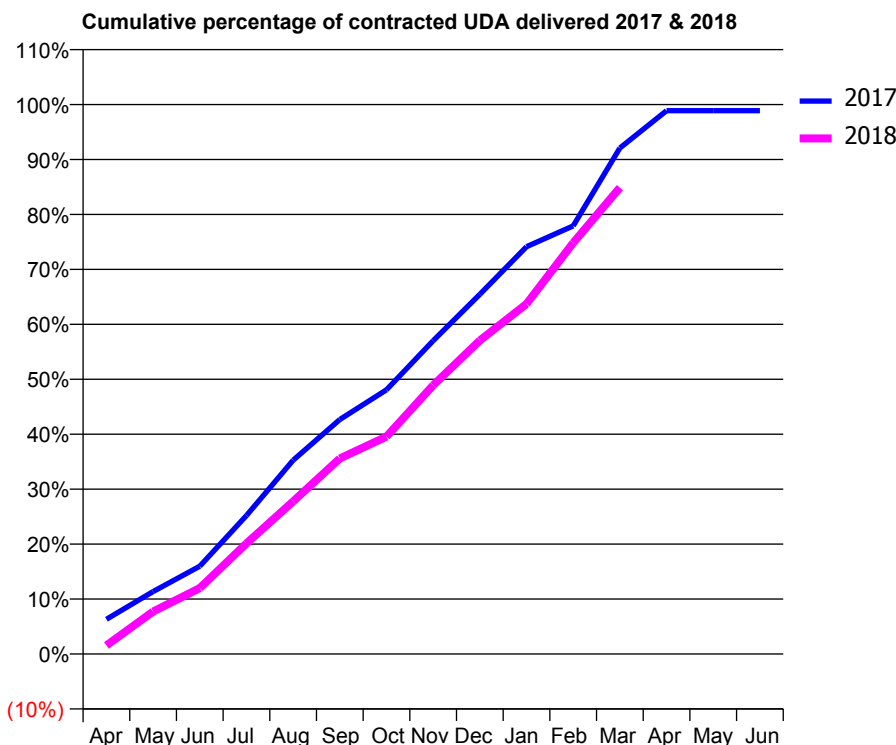
17/18 Contracted general activity (UDA)	6,366
Carry forward general activity (UDA)	71
17/18 Contracted orthodontic activity (UOA)	0
Carry forward orthodontic activity (UOA)	0
Baseline contract value	£160,807.02

ACCESS*

Patients seen in 24 months	Total	Change since previous quarter
Quarter ending March 2017	2,765	
Quarter ending June 2017	2,754	→
Quarter ending September 2017	2,737	→
Quarter ending December 2017	2,751	→
Quarter ending March 2018	2,774	→
Variance since March 2017	0.3%	→



ACTIVITY



Month	Adjusted Scheduled Activity (UDA)	
	2017	2018
April	403	99
May	723	493
June	1,018	763
July	1,605	1,281
August	2,245	1,768
September	2,717	2,265
October	3,061	2,520
November	3,630	3,114
December	4,167	3,632
January	4,719	4,055
February	4,960	4,763
March	5,862	5,404
April	6,294	
May	6,294	
June	6,295	

QUALITY

	Quantity	Base Number	Contract	AT	Region	England
% of FP17s for the same patient ID Re-attending within 3 months - Children	45	745	6.0%	10.3%	11.6%	11.9%
% of FP17s for the same patient ID Re-attending within 3 months - Adults	259	2,313	11.2%	14.7%	15.4%	16.0%
% of FP17s for the same patient ID Re-attending between 3 & 9 months - Children	101	745	13.6%	56.0%	59.4%	58.3%
% of FP17s for the same patient ID Re-attending between 3 & 9 months - Adults	615	2,313	26.6%	49.0%	51.3%	50.3%
% of FP17s for Band 1 Urgent Courses	184	2,834	6.5%	8.6%	8.0%	9.1%
% of FP17s Relating to Free Repair or Replacements	61	2,834	2.2%	0.7%	0.8%	0.8%
% of FP17s Relating to Continuations	37	2,834	1.3%	0.9%	1.0%	1.0%
% of Patients satisfied with the dentistry they have received	1	1	N/A	91.2%	91.7%	91.5%
% of Patients satisfied with the time they had to wait for an appointment	1	1	N/A	88.7%	88.3%	87.9%

* This is based on patients treated on this contract for their most recent course of treatment. Figures in italics indicate the base number of FP17s or Patient Questionnaire responses are less than 100. N/A is shown where the base number of responses is less than 10 during the period. % is calculated as Quantity/Base number*100

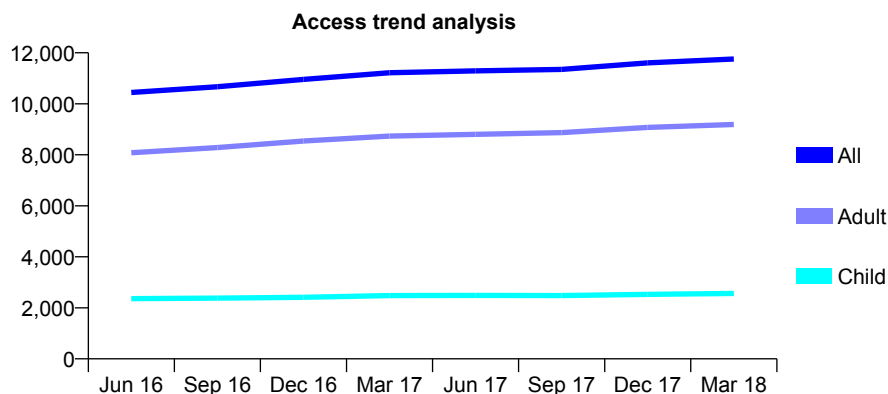
Q57 - Vital Signs At a Glance Contract Report for 918628/0003 - March 2018

Name or company name	MR P VAID
Contract type name	GDS Contract
Purpose of contract	General
Contract start date	01/11/2007
Contract end date	

17/18 Contracted general activity (UDA)	38,130
Carry forward general activity (UDA)	805
17/18 Contracted orthodontic activity (UOA)	0
Carry forward orthodontic activity (UOA)	0
Baseline contract value	£915,281.82

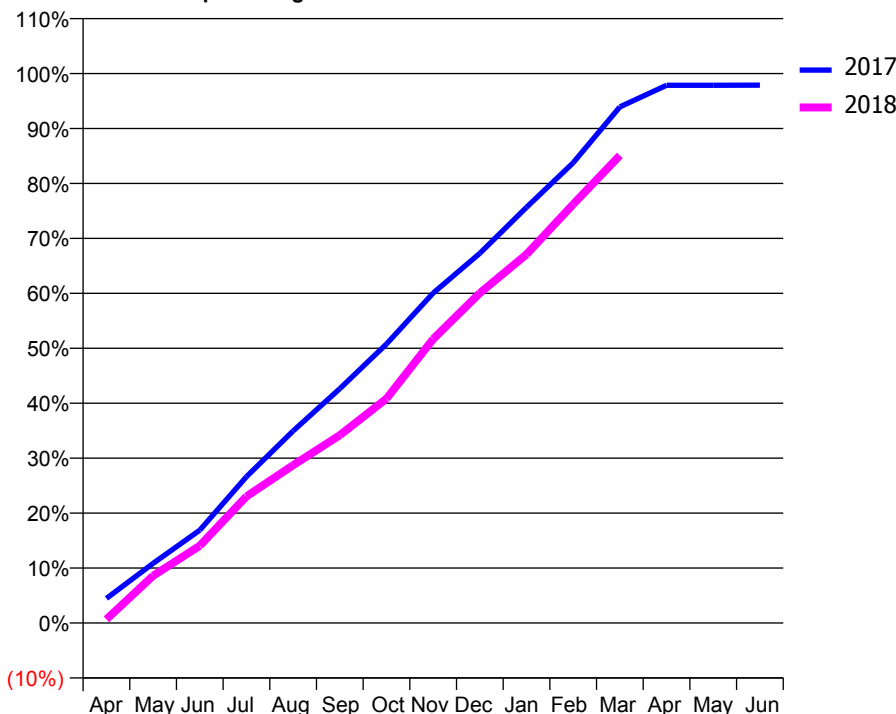
ACCESS*

Patients seen in 24 months	Total	Change since previous quarter
Quarter ending March 2017	11,216	
Quarter ending June 2017	11,289	→
Quarter ending September 2017	11,350	→
Quarter ending December 2017	11,607	↑
Quarter ending March 2018	11,755	→
Variance since March 2017	4.8%	↑



ACTIVITY

Cumulative percentage of contracted UDA delivered 2017 & 2018



Month	Adjusted Scheduled Activity (UDA)	
	2017	2018
April	1,703	252
May	4,140	3,280
June	6,447	5,365
July	10,154	8,787
August	13,331	10,951
September	16,260	13,031
October	19,360	15,567
November	22,899	19,701
December	25,650	22,895
January	28,847	25,577
February	31,936	29,057
March	35,813	32,443
April	37,309	
May	37,312	
June	37,325	

QUALITY

	Quantity	Base Number	Contract	AT	Region	England
% of FP17s for the same patient ID Re-attending within 3 months - Children	278	4,085	6.8%	10.3%	11.6%	11.9%
% of FP17s for the same patient ID Re-attending within 3 months - Adults	1,693	13,520	12.5%	14.7%	15.4%	16.0%
% of FP17s for the same patient ID Re-attending between 3 & 9 months - Children	2,545	4,085	62.3%	56.0%	59.4%	58.3%
% of FP17s for the same patient ID Re-attending between 3 & 9 months - Adults	8,267	13,520	61.1%	49.0%	51.3%	50.3%
% of FP17s for Band 1 Urgent Courses	1,312	16,899	7.8%	8.6%	8.0%	9.1%
% of FP17s Relating to Free Repair or Replacements	83	16,899	0.5%	0.7%	0.8%	0.8%
% of FP17s Relating to Continuations	67	16,899	0.4%	0.9%	1.0%	1.0%
% of Patients satisfied with the dentistry they have received	19	21	90.5%	91.2%	91.7%	91.5%
% of Patients satisfied with the time they had to wait for an appointment	17	21	81.0%	88.7%	88.3%	87.9%

* This is based on patients treated on this contract for their most recent course of treatment. Figures in italics indicate the base number of FP17s or Patient Questionnaire responses are less than 100. N/A is shown where the base number of responses is less than 10 during the period. % is calculated as Quantity/Base number*100

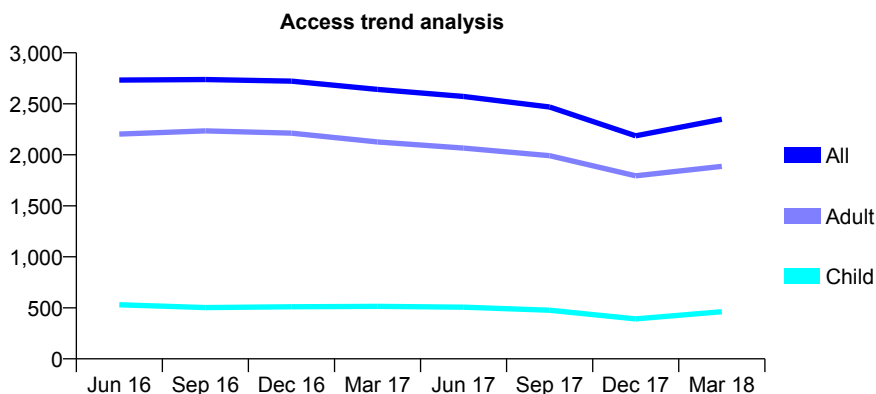
Q57 - Vital Signs At a Glance Contract Report for 925721/0001 - March 2018

Name or company name	MR I GIBBONS
Contract type name	GDS Contract
Purpose of contract	General
Contract start date	01/04/2006
Contract end date	

17/18 Contracted general activity (UDA)	7,000
Carry forward general activity (UDA)	-140
17/18 Contracted orthodontic activity (UOA)	0
Carry forward orthodontic activity (UOA)	0
Baseline contract value	£176,469.38

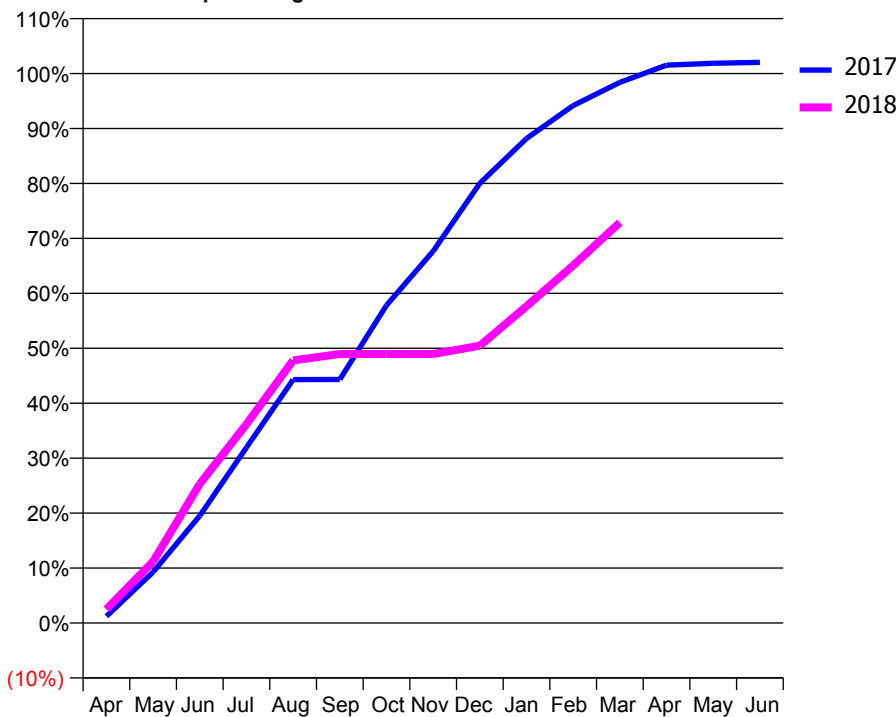
ACCESS*

Patients seen in 24 months	Total	Change since previous quarter
Quarter ending March 2017	2,641	
Quarter ending June 2017	2,572	↓
Quarter ending September 2017	2,468	↓
Quarter ending December 2017	2,186	↓
Quarter ending March 2018	2,349	↑
Variance since March 2017	(11.1%)	↓



ACTIVITY

Cumulative percentage of contracted UDA delivered 2017 & 2018



Month	Adjusted Scheduled Activity (UDA)	
	2017	2018
April	85	176
May	650	783
June	1,366	1,773
July	2,236	2,534
August	3,102	3,346
September	3,103	3,428
October	4,047	3,428
November	4,737	3,428
December	5,602	3,533
January	6,172	4,035
February	6,591	4,555
March	6,887	5,102
April	7,107	
May	7,130	
June	7,142	

QUALITY

	Quantity	Base Number	Contract	AT	Region	England
% of FP17s for the same patient ID Re-attending within 3 months - Children	12	398	3.0%	10.3%	11.6%	11.9%
% of FP17s for the same patient ID Re-attending within 3 months - Adults	223	1,915	11.6%	14.7%	15.4%	16.0%
% of FP17s for the same patient ID Re-attending between 3 & 9 months - Children	83	398	20.9%	56.0%	59.4%	58.3%
% of FP17s for the same patient ID Re-attending between 3 & 9 months - Adults	481	1,915	25.1%	49.0%	51.3%	50.3%
% of FP17s for Band 1 Urgent Courses	304	2,202	13.8%	8.6%	8.0%	9.1%
% of FP17s Relating to Free Repair or Replacements	24	2,202	1.1%	0.7%	0.8%	0.8%
% of FP17s Relating to Continuations	18	2,202	0.8%	0.9%	1.0%	1.0%
% of Patients satisfied with the dentistry they have received	2	3	N/A	91.2%	91.7%	91.5%
% of Patients satisfied with the time they had to wait for an appointment	3	3	N/A	88.7%	88.3%	87.9%

* This is based on patients treated on this contract for their most recent course of treatment. Figures in italics indicate the base number of FP17s or Patient Questionnaire responses are less than 100. N/A is shown where the base number of responses is less than 10 during the period. % is calculated as Quantity/Base number*100

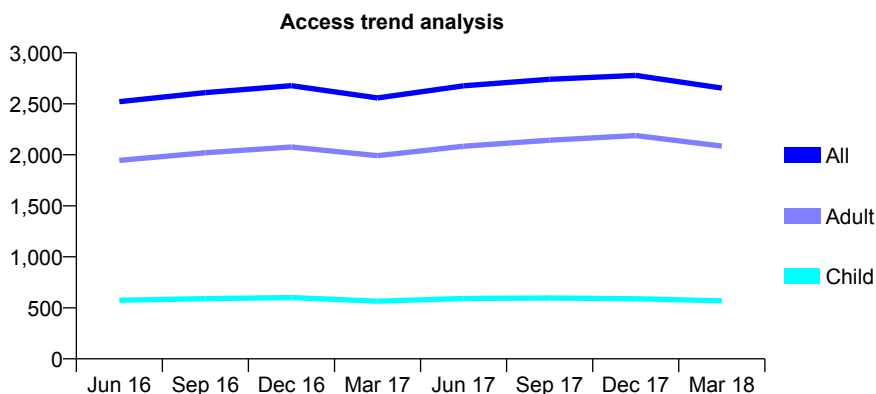
Q57 - Vital Signs At a Glance Contract Report for 925993/0001 - March 2018

Name or company name	MR M VYAS
Contract type name	GDS Contract
Purpose of contract	General
Contract start date	01/04/2006
Contract end date	

17/18 Contracted general activity (UDA)	6,637
Carry forward general activity (UDA)	-101
17/18 Contracted orthodontic activity (UOA)	0
Carry forward orthodontic activity (UOA)	0
Baseline contract value	£271,208.43

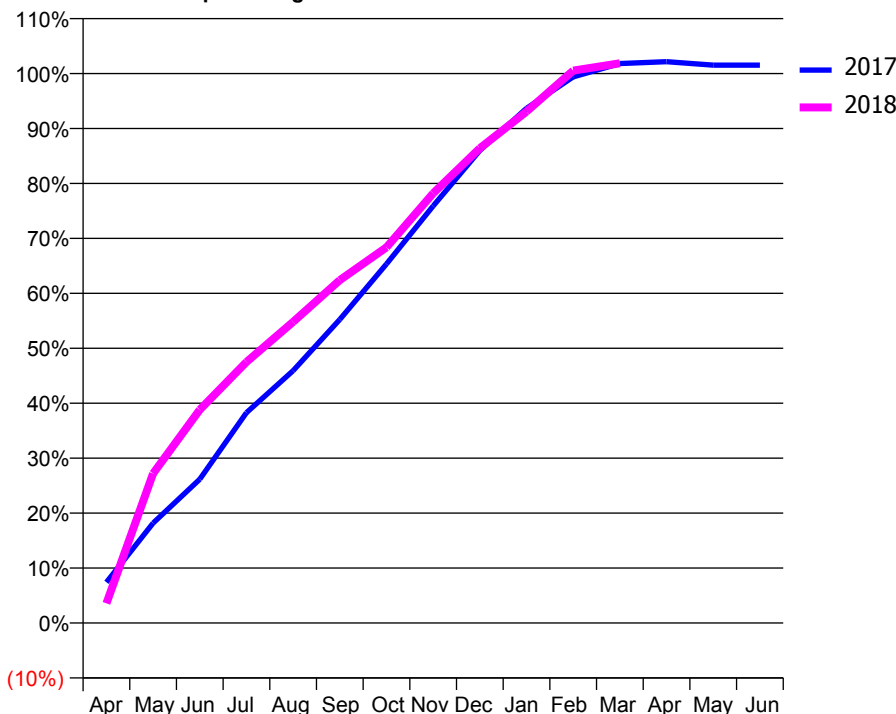
ACCESS*

Patients seen in 24 months	Total	Change since previous quarter
Quarter ending March 2017	2,557	
Quarter ending June 2017	2,676	↑
Quarter ending September 2017	2,740	↑
Quarter ending December 2017	2,778	→
Quarter ending March 2018	2,654	↓
Variance since March 2017	3.8%	↑



ACTIVITY

Cumulative percentage of contracted UDA delivered 2017 & 2018



Month	Adjusted Scheduled Activity (UDA)	
	2017	2018
April	493	238
May	1,207	1,806
June	1,737	2,577
July	2,541	3,153
August	3,048	3,638
September	3,666	4,141
October	4,337	4,538
November	5,037	5,190
December	5,707	5,734
January	6,216	6,178
February	6,596	6,671
March	6,757	6,760
April	6,780	
May	6,738	
June	6,738	

QUALITY

	Quantity	Base Number	Contract	AT	Region	England
% of FP17s for the same patient ID Re-attending within 3 months - Children	31	671	4.6%	10.3%	11.6%	11.9%
% of FP17s for the same patient ID Re-attending within 3 months - Adults	224	2,287	9.8%	14.7%	15.4%	16.0%
% of FP17s for the same patient ID Re-attending between 3 & 9 months - Children	265	671	39.5%	56.0%	59.4%	58.3%
% of FP17s for the same patient ID Re-attending between 3 & 9 months - Adults	892	2,287	39.0%	49.0%	51.3%	50.3%
% of FP17s for Band 1 Urgent Courses	65	2,962	2.2%	8.6%	8.0%	9.1%
% of FP17s Relating to Free Repair or Replacements	18	2,962	0.6%	0.7%	0.8%	0.8%
% of FP17s Relating to Continuations	21	2,962	0.7%	0.9%	1.0%	1.0%
% of Patients satisfied with the dentistry they have received	2	2	N/A	91.2%	91.7%	91.5%
% of Patients satisfied with the time they had to wait for an appointment	2	2	N/A	88.7%	88.3%	87.9%

* This is based on patients treated on this contract for their most recent course of treatment. Figures in italics indicate the base number of FP17s or Patient Questionnaire responses are less than 100. N/A is shown where the base number of responses is less than 10 during the period. % is calculated as Quantity/Base number*100

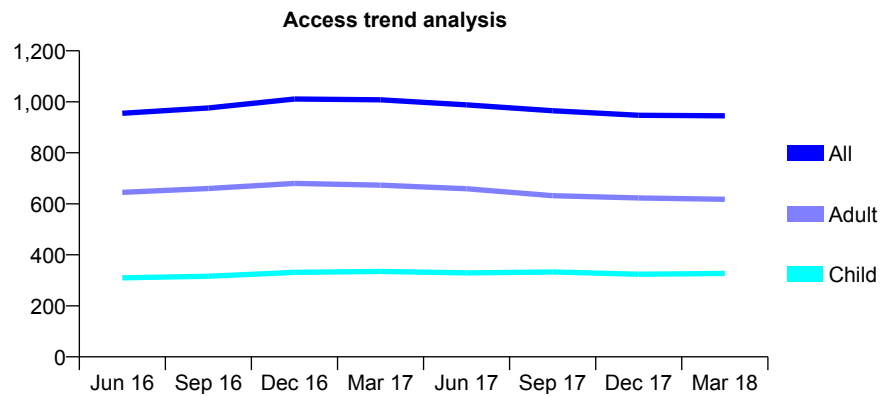
Q57 - Vital Signs At a Glance Contract Report for 926175/0001 - March 2018

Name or company name	MR GC ECKSTEIN
Contract type name	GDS Contract
Purpose of contract	General
Contract start date	01/04/2006
Contract end date	

17/18 Contracted general activity (UDA)	2,086
Carry forward general activity (UDA)	-14
17/18 Contracted orthodontic activity (UOA)	0
Carry forward orthodontic activity (UOA)	0
Baseline contract value	£47,878.10

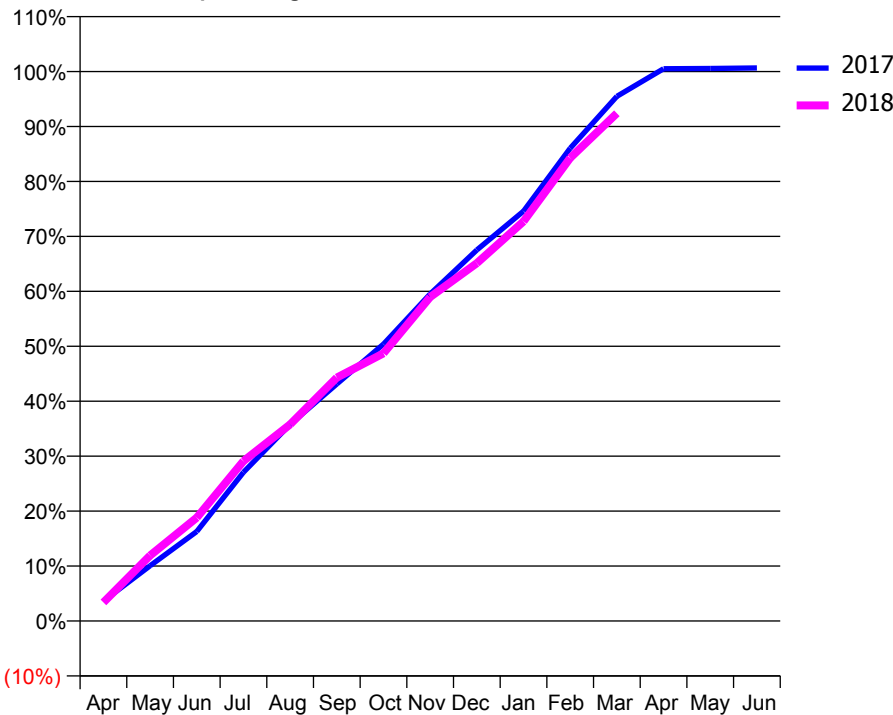
ACCESS*

Patients seen in 24 months	Total	Change since previous quarter
Quarter ending March 2017	1,008	
Quarter ending June 2017	988	↓
Quarter ending September 2017	965	↓
Quarter ending December 2017	947	↓
Quarter ending March 2018	945	→
Variance since March 2017	(6.3%)	↓



ACTIVITY

Cumulative percentage of contracted UDA delivered 2017 & 2018



Month	Adjusted Scheduled Activity (UDA)	
	2017	2018
April	76	70
May	210	249
June	340	393
July	565	607
August	746	746
September	900	924
October	1,051	1,016
November	1,242	1,230
December	1,409	1,358
January	1,556	1,517
February	1,795	1,758
March	1,992	1,928
April	2,097	
May	2,098	
June	2,100	

QUALITY

	Quantity	Base Number	Contract	AT	Region	England
% of FP17s for the same patient ID Re-attending within 3 months - Children	25	471	5.3%	10.3%	11.6%	11.9%
% of FP17s for the same patient ID Re-attending within 3 months - Adults	61	775	7.9%	14.7%	15.4%	16.0%
% of FP17s for the same patient ID Re-attending between 3 & 9 months - Children	326	471	69.2%	56.0%	59.4%	58.3%
% of FP17s for the same patient ID Re-attending between 3 & 9 months - Adults	329	775	42.5%	49.0%	51.3%	50.3%
% of FP17s for Band 1 Urgent Courses	95	1,185	8.0%	8.6%	8.0%	9.1%
% of FP17s Relating to Free Repair or Replacements	2	1,185	0.2%	0.7%	0.8%	0.8%
% of FP17s Relating to Continuations	2	1,185	0.2%	0.9%	1.0%	1.0%
% of Patients satisfied with the dentistry they have received	1	1	N/A	91.2%	91.7%	91.5%
% of Patients satisfied with the time they had to wait for an appointment	1	1	N/A	88.7%	88.3%	87.9%

* This is based on patients treated on this contract for their most recent course of treatment. Figures in italics indicate the base number of FP17s or Patient Questionnaire responses are less than 100. N/A is shown where the base number of responses is less than 10 during the period. % is calculated as Quantity/Base number*100

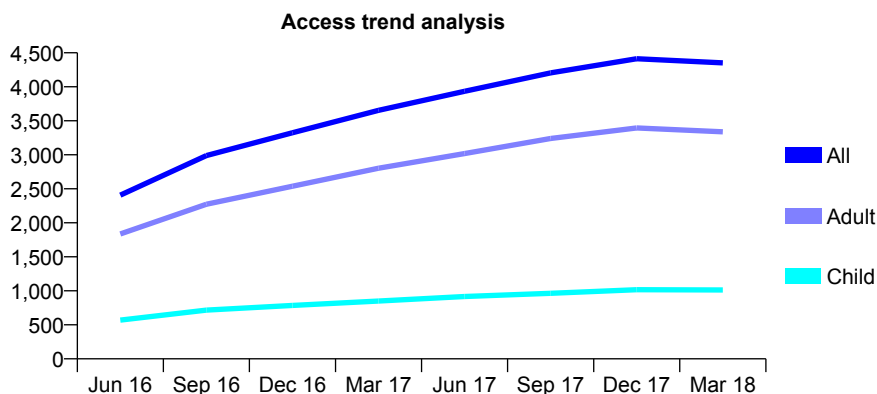
Q57 - Vital Signs At a Glance Contract Report for 927481/0001 - March 2018

Name or company name	MR A SAID
Contract type name	GDS Contract
Purpose of contract	General
Contract start date	01/12/2015
Contract end date	

17/18 Contracted general activity (UDA)	14,958
Carry forward general activity (UDA)	-299
17/18 Contracted orthodontic activity (UOA)	0
Carry forward orthodontic activity (UOA)	0
Baseline contract value	£406,120.04

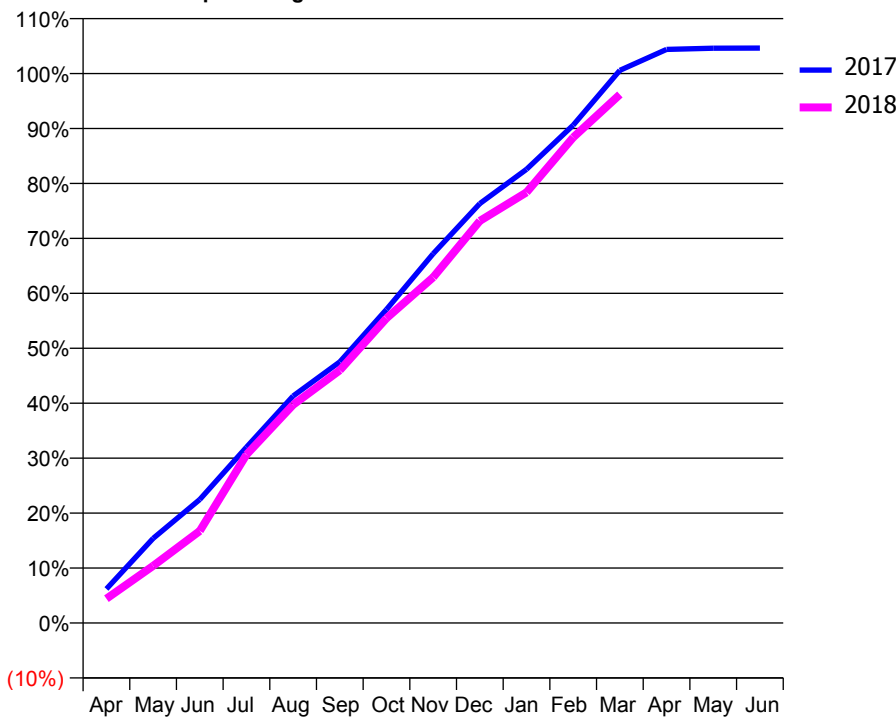
ACCESS*

Patients seen in 24 months	Total	Change since previous quarter
Quarter ending March 2017	3,653	
Quarter ending June 2017	3,935	↑
Quarter ending September 2017	4,205	↑
Quarter ending December 2017	4,412	↑
Quarter ending March 2018	4,351	↓
Variance since March 2017	19.1%	↑



ACTIVITY

Cumulative percentage of contracted UDA delivered 2017 & 2018



Month	Adjusted Scheduled Activity (UDA)	
	2017	2018
April	928	662
May	2,304	1,554
June	3,362	2,506
July	4,785	4,582
August	6,181	5,941
September	7,110	6,879
October	8,535	8,297
November	10,052	9,409
December	11,416	10,946
January	12,351	11,722
February	13,551	13,219
March	15,046	14,388
April	15,614	
May	15,648	
June	15,652	

QUALITY

	Quantity	Base Number	Contract	AT	Region	England
% of FP17s for the same patient ID Re-attending within 3 months - Children	72	1,202	6.0%	10.3%	11.6%	11.9%
% of FP17s for the same patient ID Re-attending within 3 months - Adults	756	4,196	18.0%	14.7%	15.4%	16.0%
% of FP17s for the same patient ID Re-attending between 3 & 9 months - Children	591	1,202	49.2%	56.0%	59.4%	58.3%
% of FP17s for the same patient ID Re-attending between 3 & 9 months - Adults	1,910	4,196	45.5%	49.0%	51.3%	50.3%
% of FP17s for Band 1 Urgent Courses	101	5,160	2.0%	8.6%	8.0%	9.1%
% of FP17s Relating to Free Repair or Replacements	9	5,160	0.2%	0.7%	0.8%	0.8%
% of FP17s Relating to Continuations	224	5,160	4.3%	0.9%	1.0%	1.0%
% of Patients satisfied with the dentistry they have received	6	6	N/A	91.2%	91.7%	91.5%
% of Patients satisfied with the time they had to wait for an appointment	6	6	N/A	88.7%	88.3%	87.9%

* This is based on patients treated on this contract for their most recent course of treatment. Figures in italics indicate the base number of FP17s or Patient Questionnaire responses are less than 100. N/A is shown where the base number of responses is less than 10 during the period. % is calculated as Quantity/Base number*100

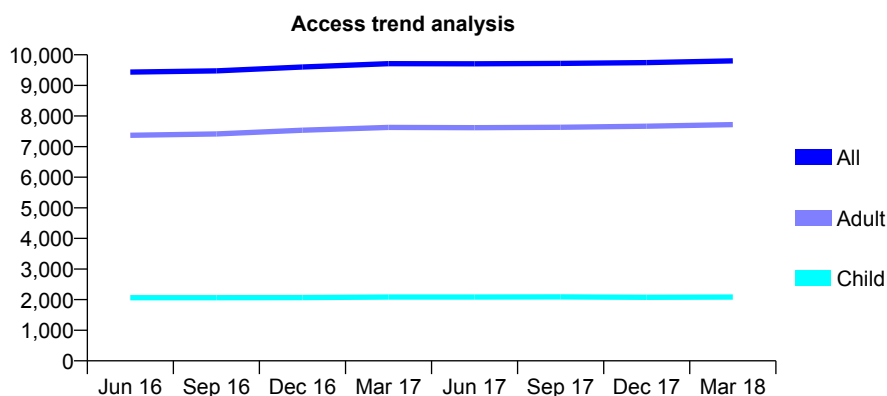
Q57 - Vital Signs At a Glance Contract Report for 929131/0001 - March 2018

Name or company name	MR MJ PERKINS
Contract type name	GDS Contract
Purpose of contract	General
Contract start date	01/04/2006
Contract end date	

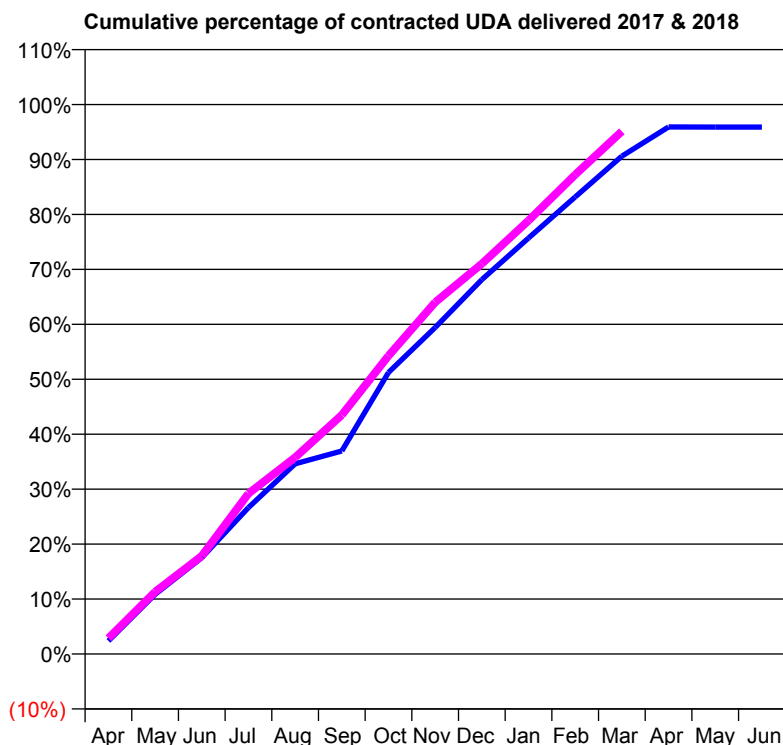
17/18 Contracted general activity (UDA)	24,000
Carry forward general activity (UDA)	0
17/18 Contracted orthodontic activity (UOA)	0
Carry forward orthodontic activity (UOA)	0
Baseline contract value	£538,043.75

ACCESS*

Patients seen in 24 months	Total	Change since previous quarter
Quarter ending March 2017	9,709	
Quarter ending June 2017	9,705	→
Quarter ending September 2017	9,718	→
Quarter ending December 2017	9,743	→
Quarter ending March 2018	9,801	→
Variance since March 2017	0.9%	→



ACTIVITY



Month	Adjusted Scheduled Activity (UDA)	
	2017	2018
April	571	690
May	2,605	2,717
June	4,206	4,281
July	6,398	7,008
August	8,309	8,586
September	8,870	10,441
October	12,299	13,025
November	14,262	15,360
December	16,348	17,045
January	18,167	18,930
February	19,962	20,935
March	21,744	22,825
April	23,018	
May	23,015	
June	23,015	

QUALITY

	Quantity	Base Number	Contract	AT	Region	England
% of FP17s for the same patient ID Re-attending within 3 months - Children	185	3,212	5.8%	10.3%	11.6%	11.9%
% of FP17s for the same patient ID Re-attending within 3 months - Adults	1,319	10,031	13.1%	14.7%	15.4%	16.0%
% of FP17s for the same patient ID Re-attending between 3 & 9 months - Children	1,963	3,212	61.1%	56.0%	59.4%	58.3%
% of FP17s for the same patient ID Re-attending between 3 & 9 months - Adults	4,184	10,031	41.7%	49.0%	51.3%	50.3%
% of FP17s for Band 1 Urgent Courses	1,080	12,528	8.6%	8.6%	8.0%	9.1%
% of FP17s Relating to Free Repair or Replacements	96	12,528	0.8%	0.7%	0.8%	0.8%
% of FP17s Relating to Continuations	349	12,528	2.8%	0.9%	1.0%	1.0%
% of Patients satisfied with the dentistry they have received	14	14	100.0%	91.2%	91.7%	91.5%
% of Patients satisfied with the time they had to wait for an appointment	14	14	100.0%	88.7%	88.3%	87.9%

* This is based on patients treated on this contract for their most recent course of treatment. Figures in italics indicate the base number of FP17s or Patient Questionnaire responses are less than 100. N/A is shown where the base number of responses is less than 10 during the period. % is calculated as Quantity/Base number*100

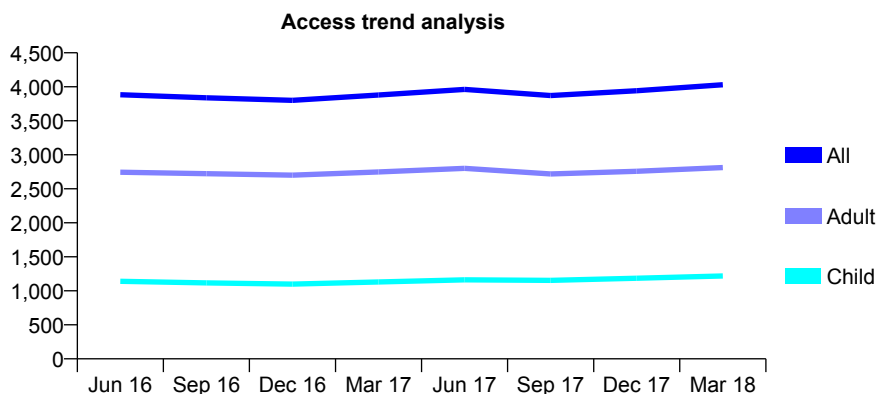
Q57 - Vital Signs At a Glance Contract Report for 934771/0001 - March 2018

Name or company name	MISS NA PATEL
Contract type name	GDS Contract
Purpose of contract	General
Contract start date	07/05/2012
Contract end date	

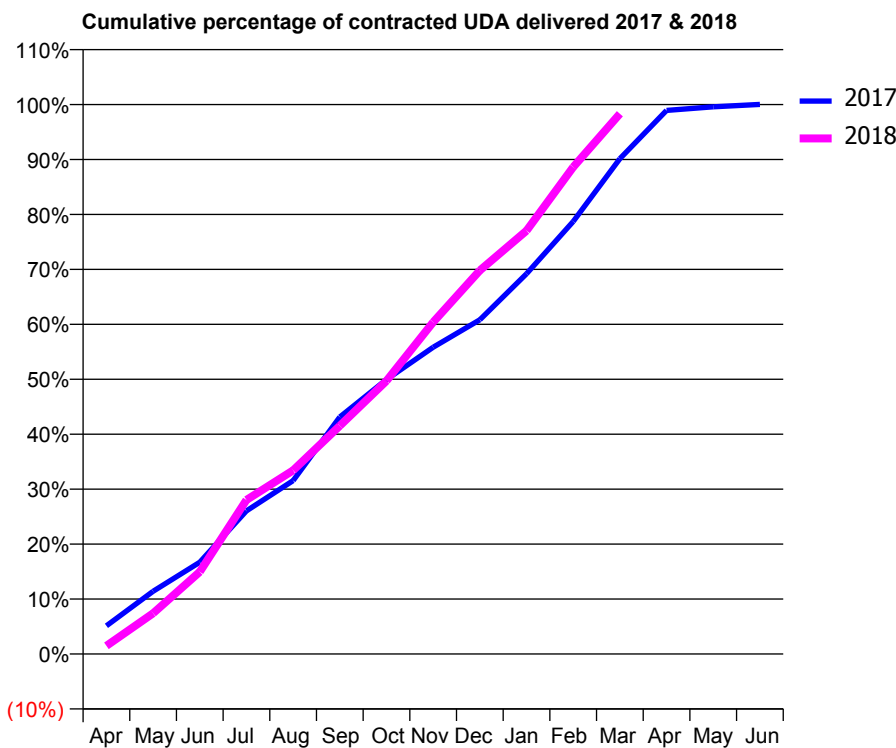
17/18 Contracted general activity (UDA)	11,878
Carry forward general activity (UDA)	-3
17/18 Contracted orthodontic activity (UOA)	0
Carry forward orthodontic activity (UOA)	0
Baseline contract value	£333,291.52

ACCESS*

Patients seen in 24 months	Total	Change since previous quarter
Quarter ending March 2017	3,879	
Quarter ending June 2017	3,962	↑
Quarter ending September 2017	3,871	↓
Quarter ending December 2017	3,943	→
Quarter ending March 2018	4,031	↑
Variance since March 2017	3.9%	↑



ACTIVITY



Month	Adjusted Scheduled Activity (UDA)	
	2017	2018
April	611	178
May	1,356	882
June	1,986	1,778
July	3,095	3,329
August	3,749	3,970
September	5,124	4,934
October	5,935	5,906
November	6,632	7,174
December	7,225	8,292
January	8,218	9,150
February	9,348	10,525
March	10,707	11,678
April	11,752	
May	11,828	
June	11,881	

QUALITY

	Quantity	Base Number	Contract	AT	Region	England
% of FP17s for the same patient ID Re-attending within 3 months - Children	80	1,347	5.9%	10.3%	11.6%	11.9%
% of FP17s for the same patient ID Re-attending within 3 months - Adults	507	3,211	15.8%	14.7%	15.4%	16.0%
% of FP17s for the same patient ID Re-attending between 3 & 9 months - Children	426	1,347	31.6%	56.0%	59.4%	58.3%
% of FP17s for the same patient ID Re-attending between 3 & 9 months - Adults	1,107	3,211	34.5%	49.0%	51.3%	50.3%
% of FP17s for Band 1 Urgent Courses	192	4,247	4.5%	8.6%	8.0%	9.1%
% of FP17s Relating to Free Repair or Replacements	82	4,247	1.9%	0.7%	0.8%	0.8%
% of FP17s Relating to Continuations	28	4,247	0.7%	0.9%	1.0%	1.0%
% of Patients satisfied with the dentistry they have received	5	5	N/A	91.2%	91.7%	91.5%
% of Patients satisfied with the time they had to wait for an appointment	5	5	N/A	88.7%	88.3%	87.9%

* This is based on patients treated on this contract for their most recent course of treatment. Figures in italics indicate the base number of FP17s or Patient Questionnaire responses are less than 100. N/A is shown where the base number of responses is less than 10 during the period. % is calculated as Quantity/Base number*100

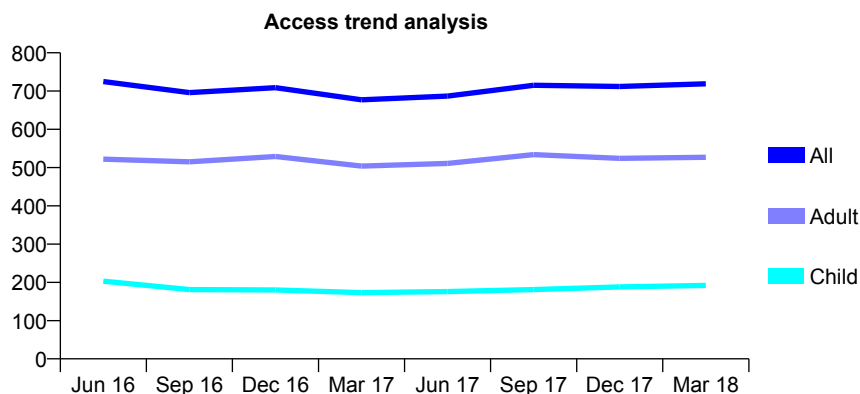
Q57 - Vital Signs At a Glance Contract Report for 943991/0001 - March 2018

Name or company name	MISS M SHAH
Contract type name	GDS Contract
Purpose of contract	General
Contract start date	01/04/2006
Contract end date	

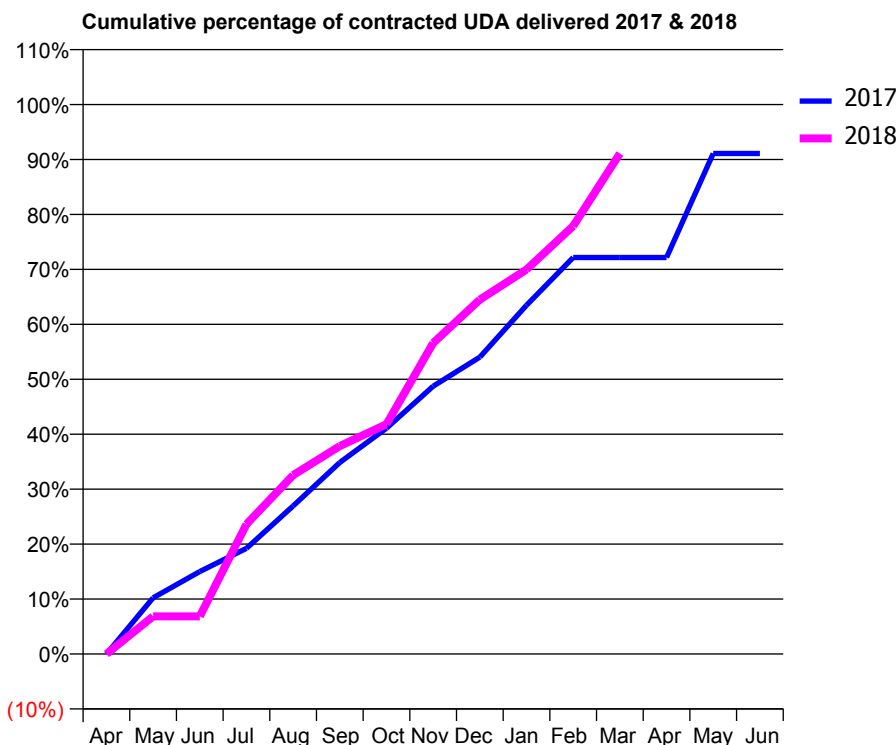
17/18 Contracted general activity (UDA)	2,333
Carry forward general activity (UDA)	0
17/18 Contracted orthodontic activity (UOA)	0
Carry forward orthodontic activity (UOA)	0
Baseline contract value	£55,667.39

ACCESS*

Patients seen in 24 months	Total	Change since previous quarter
Quarter ending March 2017	677	
Quarter ending June 2017	687	→
Quarter ending September 2017	715	↑
Quarter ending December 2017	712	→
Quarter ending March 2018	719	→
Variance since March 2017	6.2%	↑



ACTIVITY



Month	Adjusted Scheduled Activity (UDA)	
	2017	2018
April	0	0
May	239	160
June	350	160
July	449	551
August	629	759
September	813	883
October	959	976
November	1,137	1,321
December	1,260	1,505
January	1,481	1,633
February	1,683	1,817
March	1,683	2,125
April	1,683	
May	2,125	
June	2,125	

QUALITY

	Quantity	Base Number	Contract	AT	Region	England
% of FP17s for the same patient ID Re-attending within 3 months - Children	15	352	4.3%	10.3%	11.6%	11.9%
% of FP17s for the same patient ID Re-attending within 3 months - Adults	140	835	16.8%	14.7%	15.4%	16.0%
% of FP17s for the same patient ID Re-attending between 3 & 9 months - Children	220	352	62.5%	56.0%	59.4%	58.3%
% of FP17s for the same patient ID Re-attending between 3 & 9 months - Adults	416	835	49.8%	49.0%	51.3%	50.3%
% of FP17s for Band 1 Urgent Courses	65	1,013	6.4%	8.6%	8.0%	9.1%
% of FP17s Relating to Free Repair or Replacements	27	1,013	2.7%	0.7%	0.8%	0.8%
% of FP17s Relating to Continuations	35	1,013	3.5%	0.9%	1.0%	1.0%
% of Patients satisfied with the dentistry they have received	0	0	N/A	91.2%	91.7%	91.5%
% of Patients satisfied with the time they had to wait for an appointment	0	0	N/A	88.7%	88.3%	87.9%

* This is based on patients treated on this contract for their most recent course of treatment. Figures in italics indicate the base number of FP17s or Patient Questionnaire responses are less than 100. N/A is shown where the base number of responses is less than 10 during the period. % is calculated as Quantity/Base number*100

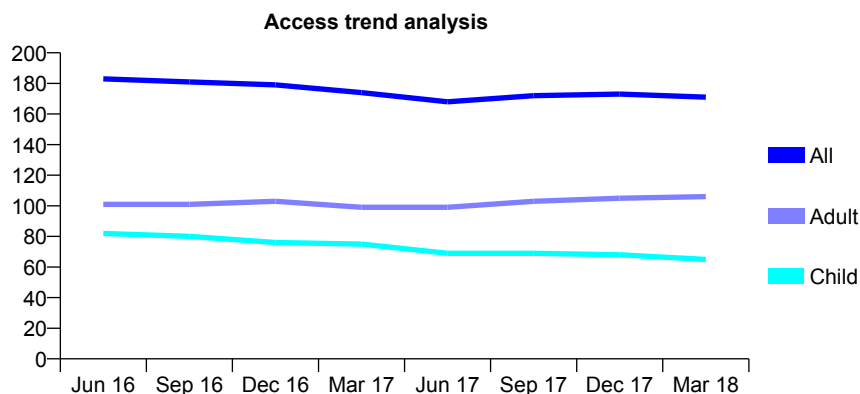
Q57 - Vital Signs At a Glance Contract Report for 946206/0001 - March 2018

Name or company name	MR S GOVENDER
Contract type name	GDS Contract
Purpose of contract	General
Contract start date	01/05/2007
Contract end date	

17/18 Contracted general activity (UDA)	450
Carry forward general activity (UDA)	2
17/18 Contracted orthodontic activity (UOA)	0
Carry forward orthodontic activity (UOA)	0
Baseline contract value	£12,042.57

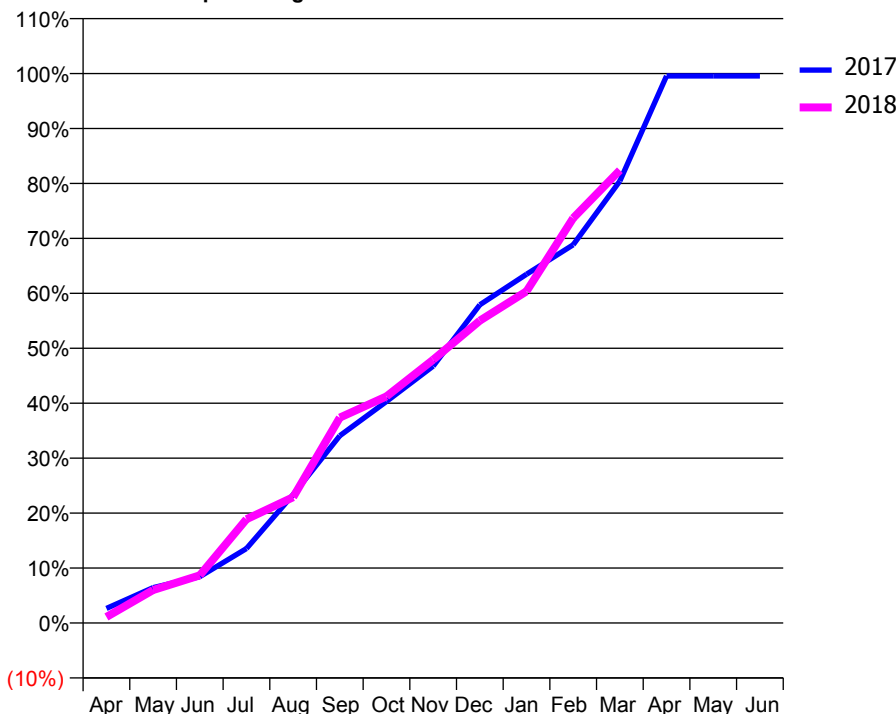
ACCESS*

Patients seen in 24 months	Total	Change since previous quarter
Quarter ending March 2017	174	
Quarter ending June 2017	168	↓
Quarter ending September 2017	172	↑
Quarter ending December 2017	173	→
Quarter ending March 2018	171	↓
Variance since March 2017	(1.7%)	↓



ACTIVITY

Cumulative percentage of contracted UDA delivered 2017 & 2018



Month	Adjusted Scheduled Activity (UDA)	
	2017	2018
April	12	5
May	29	27
June	38	39
July	61	85
August	105	103
September	153	168
October	181	186
November	210	216
December	261	248
January	286	272
February	310	332
March	362	371
April	448	
May	448	
June	448	

QUALITY

	Quantity	Base Number	Contract	AT	Region	England
% of FP17s for the same patient ID Re-attending within 3 months - Children	3	99	3.0%	10.3%	11.6%	11.9%
% of FP17s for the same patient ID Re-attending within 3 months - Adults	8	128	6.3%	14.7%	15.4%	16.0%
% of FP17s for the same patient ID Re-attending between 3 & 9 months - Children	64	99	64.6%	56.0%	59.4%	58.3%
% of FP17s for the same patient ID Re-attending between 3 & 9 months - Adults	78	128	60.9%	49.0%	51.3%	50.3%
% of FP17s for Band 1 Urgent Courses	4	206	1.9%	8.6%	8.0%	9.1%
% of FP17s Relating to Free Repair or Replacements	0	206	0.0%	0.7%	0.8%	0.8%
% of FP17s Relating to Continuations	0	206	0.0%	0.9%	1.0%	1.0%
% of Patients satisfied with the dentistry they have received	0	0	N/A	91.2%	91.7%	91.5%
% of Patients satisfied with the time they had to wait for an appointment	0	0	N/A	88.7%	88.3%	87.9%

* This is based on patients treated on this contract for their most recent course of treatment. Figures in italics indicate the base number of FP17s or Patient Questionnaire responses are less than 100. N/A is shown where the base number of responses is less than 10 during the period. % is calculated as Quantity/Base number*100

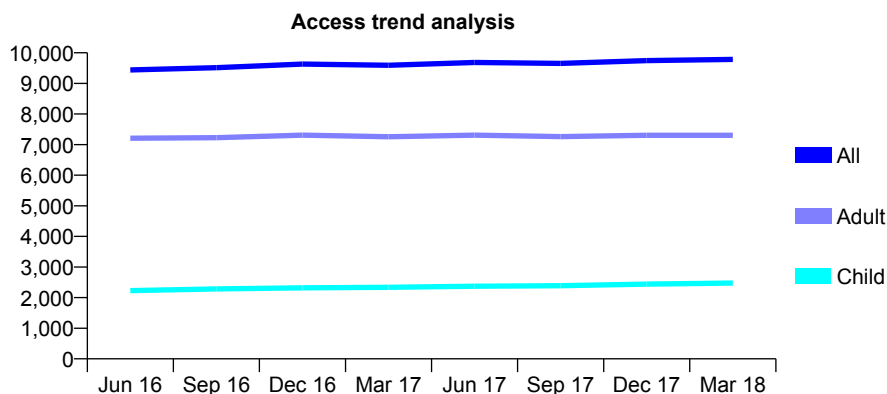
Q57 - Vital Signs At a Glance Contract Report for 946613/0001 - March 2018

Name or company name	MR M GOLI
Contract type name	GDS Contract
Purpose of contract	General
Contract start date	01/04/2006
Contract end date	

17/18 Contracted general activity (UDA)	27,535
Carry forward general activity (UDA)	-89
17/18 Contracted orthodontic activity (UOA)	0
Carry forward orthodontic activity (UOA)	0
Baseline contract value	£744,008.02

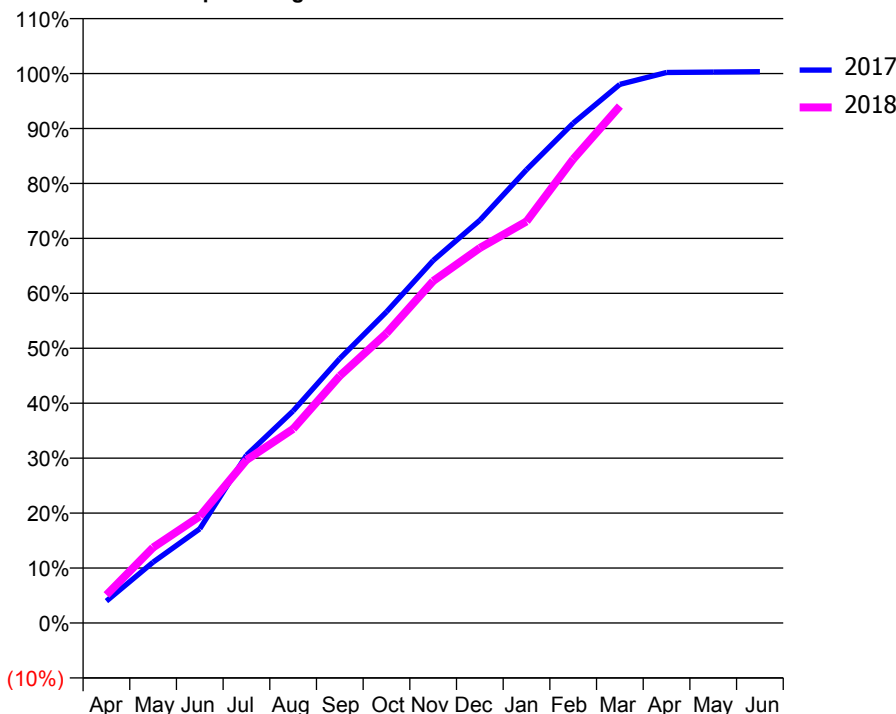
ACCESS*

Patients seen in 24 months	Total	Change since previous quarter
Quarter ending March 2017	9,594	
Quarter ending June 2017	9,682	→
Quarter ending September 2017	9,652	→
Quarter ending December 2017	9,744	→
Quarter ending March 2018	9,785	→
Variance since March 2017	2.0%	→



ACTIVITY

Cumulative percentage of contracted UDA delivered 2017 & 2018



Month	Adjusted Scheduled Activity (UDA)	
	2017	2018
April	1,102	1,406
May	3,054	3,782
June	4,722	5,352
July	8,410	8,168
August	10,625	9,723
September	13,253	12,383
October	15,595	14,516
November	18,165	17,134
December	20,185	18,790
January	22,715	20,124
February	25,049	23,244
March	26,994	25,904
April	27,584	
May	27,604	
June	27,624	

QUALITY

	Quantity	Base Number	Contract	AT	Region	England
% of FP17s for the same patient ID Re-attending within 3 months - Children	185	3,464	5.3%	10.3%	11.6%	11.9%
% of FP17s for the same patient ID Re-attending within 3 months - Adults	1,081	9,133	11.8%	14.7%	15.4%	16.0%
% of FP17s for the same patient ID Re-attending between 3 & 9 months - Children	2,065	3,464	59.6%	56.0%	59.4%	58.3%
% of FP17s for the same patient ID Re-attending between 3 & 9 months - Adults	4,620	9,133	50.6%	49.0%	51.3%	50.3%
% of FP17s for Band 1 Urgent Courses	1,076	12,333	8.7%	8.6%	8.0%	9.1%
% of FP17s Relating to Free Repair or Replacements	20	12,333	0.2%	0.7%	0.8%	0.8%
% of FP17s Relating to Continuations	38	12,333	0.3%	0.9%	1.0%	1.0%
% of Patients satisfied with the dentistry they have received	19	20	95.0%	91.2%	91.7%	91.5%
% of Patients satisfied with the time they had to wait for an appointment	19	20	95.0%	88.7%	88.3%	87.9%

* This is based on patients treated on this contract for their most recent course of treatment. Figures in italics indicate the base number of FP17s or Patient Questionnaire responses are less than 100. N/A is shown where the base number of responses is less than 10 during the period. % is calculated as Quantity/Base number*100

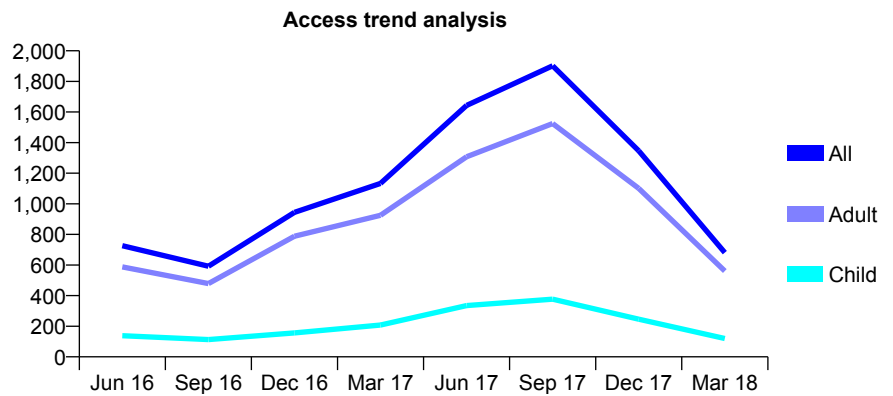
Q57 - Vital Signs At a Glance Contract Report for 972932/0001 - March 2018

Name or company name	West Mersea Dental Practice
Contract type name	GDS Contract
Purpose of contract	General
Contract start date	01/08/2013
Contract end date	

17/18 Contracted general activity (UDA)	3,282
Carry forward general activity (UDA)	-66
17/18 Contracted orthodontic activity (UOA)	0
Carry forward orthodontic activity (UOA)	0
Baseline contract value	£81,172.03

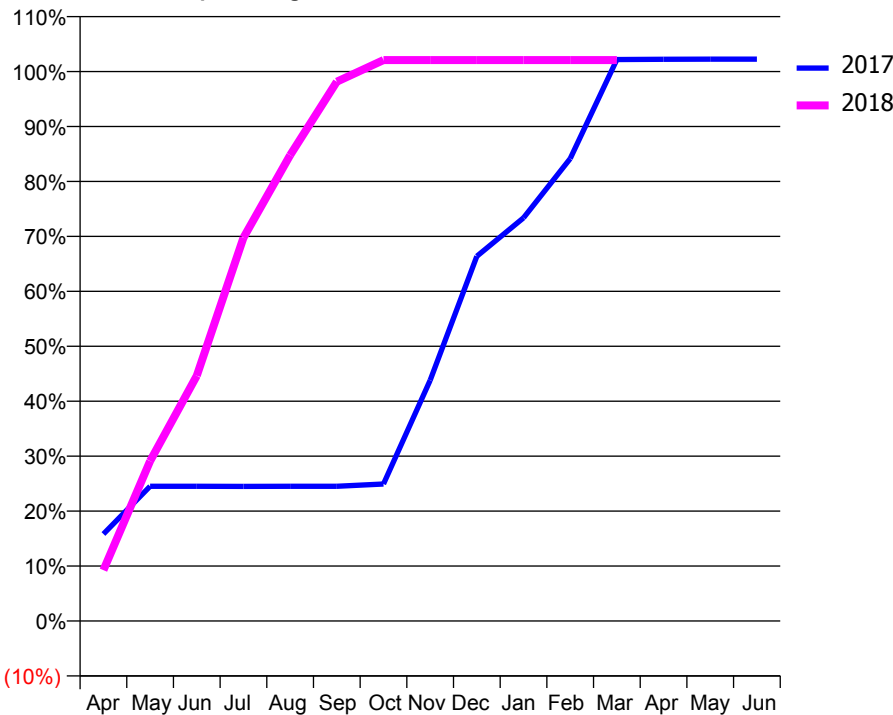
ACCESS*

Patients seen in 24 months	Total	Change since previous quarter
Quarter ending March 2017	1,133	
Quarter ending June 2017	1,643	↑
Quarter ending September 2017	1,902	↑
Quarter ending December 2017	1,347	↓
Quarter ending March 2018	681	↓
Variance since March 2017	(39.9%)	↓



ACTIVITY

Cumulative percentage of contracted UDA delivered 2017 & 2018



Month	Adjusted Scheduled Activity (UDA)	
	2017	2018
April	520	304
May	805	956
June	805	1,465
July	804	2,289
August	805	2,782
September	805	3,221
October	818	3,350
November	1,438	3,350
December	2,178	3,350
January	2,408	3,350
February	2,762	3,350
March	3,353	3,350
April	3,355	
May	3,356	
June	3,356	

QUALITY

	Quantity	Base Number	Contract	AT	Region	England
% of FP17s for the same patient ID Re-attending within 3 months - Children	8	344	2.3%	10.3%	11.6%	11.9%
% of FP17s for the same patient ID Re-attending within 3 months - Adults	143	1,444	9.9%	14.7%	15.4%	16.0%
% of FP17s for the same patient ID Re-attending between 3 & 9 months - Children	105	344	30.5%	56.0%	59.4%	58.3%
% of FP17s for the same patient ID Re-attending between 3 & 9 months - Adults	511	1,444	35.4%	49.0%	51.3%	50.3%
% of FP17s for Band 1 Urgent Courses	32	1,778	1.8%	8.6%	8.0%	9.1%
% of FP17s Relating to Free Repair or Replacements	3	1,778	0.2%	0.7%	0.8%	0.8%
% of FP17s Relating to Continuations	0	1,778	0.0%	0.9%	1.0%	1.0%
% of Patients satisfied with the dentistry they have received	2	2	N/A	91.2%	91.7%	91.5%
% of Patients satisfied with the time they had to wait for an appointment	2	2	N/A	88.7%	88.3%	87.9%

* This is based on patients treated on this contract for their most recent course of treatment. Figures in italics indicate the base number of FP17s or Patient Questionnaire responses are less than 100. N/A is shown where the base number of responses is less than 10 during the period. % is calculated as Quantity/Base number*100

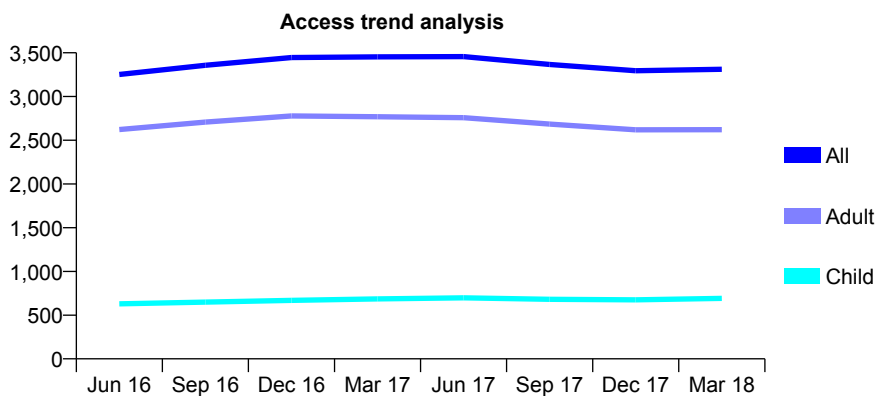
Q57 - Vital Signs At a Glance Contract Report for 991163/0001 - March 2018

Name or company name	MR S DITTA
Contract type name	GDS Contract
Purpose of contract	General
Contract start date	01/12/2014
Contract end date	

17/18 Contracted general activity (UDA)	9,500
Carry forward general activity (UDA)	-2
17/18 Contracted orthodontic activity (UOA)	0
Carry forward orthodontic activity (UOA)	0
Baseline contract value	£229,797.24

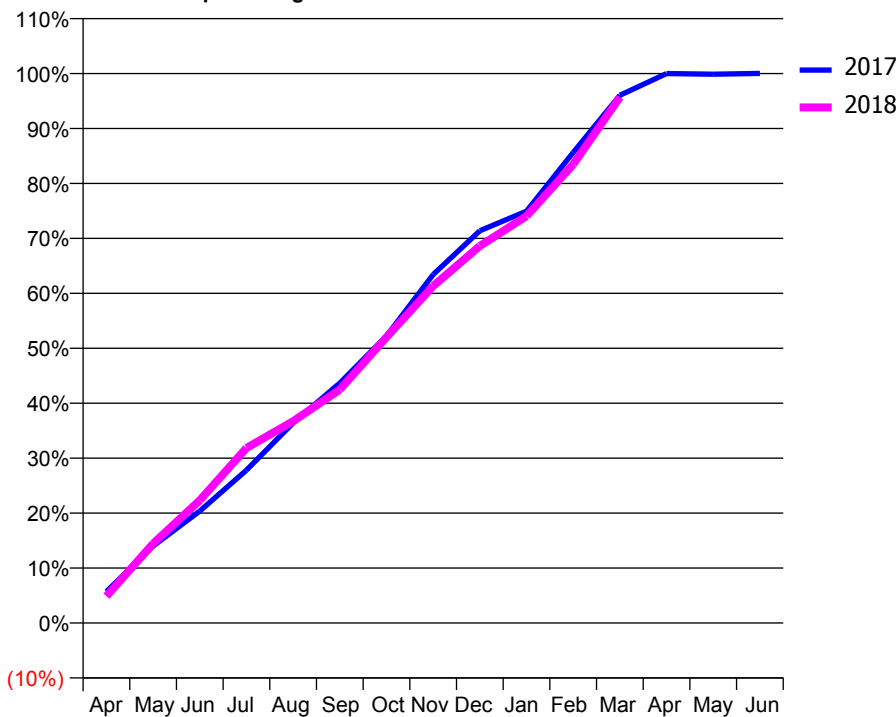
ACCESS*

Patients seen in 24 months	Total	Change since previous quarter
Quarter ending March 2017	3,453	
Quarter ending June 2017	3,456	→
Quarter ending September 2017	3,366	↓
Quarter ending December 2017	3,295	↓
Quarter ending March 2018	3,312	→
Variance since March 2017	(4.1%)	↓



ACTIVITY

Cumulative percentage of contracted UDA delivered 2017 & 2018



Month	Adjusted Scheduled Activity (UDA)	
	2017	2018
April	543	464
May	1,330	1,374
June	1,936	2,122
July	2,644	3,026
August	3,459	3,489
September	4,149	4,036
October	4,961	4,941
November	6,025	5,827
December	6,782	6,519
January	7,121	7,035
February	8,136	7,929
March	9,123	9,091
April	9,500	
May	9,487	
June	9,502	

QUALITY

	Quantity	Base Number	Contract	AT	Region	England
% of FP17s for the same patient ID Re-attending within 3 months - Children	11	834	1.3%	10.3%	11.6%	11.9%
% of FP17s for the same patient ID Re-attending within 3 months - Adults	78	3,050	2.6%	14.7%	15.4%	16.0%
% of FP17s for the same patient ID Re-attending between 3 & 9 months - Children	381	834	45.7%	56.0%	59.4%	58.3%
% of FP17s for the same patient ID Re-attending between 3 & 9 months - Adults	1,660	3,050	54.4%	49.0%	51.3%	50.3%
% of FP17s for Band 1 Urgent Courses	170	3,760	4.5%	8.6%	8.0%	9.1%
% of FP17s Relating to Free Repair or Replacements	15	3,760	0.4%	0.7%	0.8%	0.8%
% of FP17s Relating to Continuations	10	3,760	0.3%	0.9%	1.0%	1.0%
% of Patients satisfied with the dentistry they have received	5	6	N/A	91.2%	91.7%	91.5%
% of Patients satisfied with the time they had to wait for an appointment	4	6	N/A	88.7%	88.3%	87.9%

* This is based on patients treated on this contract for their most recent course of treatment. Figures in italics indicate the base number of FP17s or Patient Questionnaire responses are less than 100. N/A is shown where the base number of responses is less than 10 during the period. % is calculated as Quantity/Base number*100

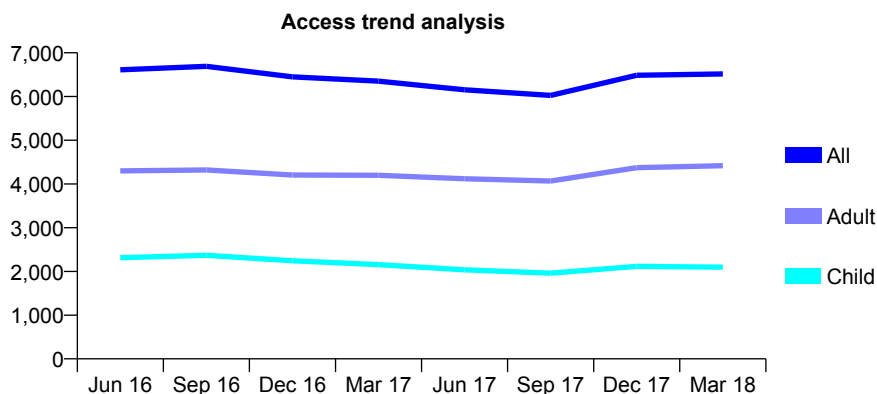
Q57 - Vital Signs At a Glance Contract Report for 993662/0001 - March 2018

Name or company name	MRS JA JORDAN
Contract type name	GDS Contract
Purpose of contract	General
Contract start date	01/04/2006
Contract end date	

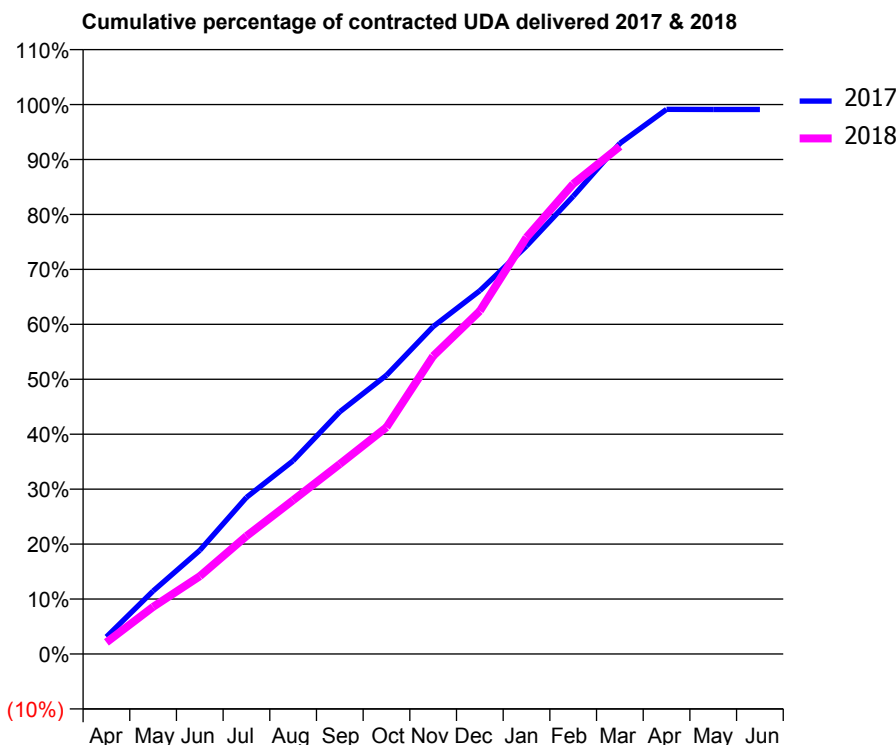
17/18 Contracted general activity (UDA)	13,700
Carry forward general activity (UDA)	124
17/18 Contracted orthodontic activity (UOA)	0
Carry forward orthodontic activity (UOA)	0
Baseline contract value	£404,097.58

ACCESS*

Patients seen in 24 months	Total	Change since previous quarter
Quarter ending March 2017	6,353	
Quarter ending June 2017	6,155	↓
Quarter ending September 2017	6,027	↓
Quarter ending December 2017	6,487	↑
Quarter ending March 2018	6,516	→
Variance since March 2017	2.6%	↑



ACTIVITY



Month	Adjusted Scheduled Activity (UDA)	
	2017	2018
April	427	289
May	1,571	1,174
June	2,586	1,940
July	3,906	2,941
August	4,817	3,835
September	6,041	4,736
October	6,950	5,654
November	8,164	7,429
December	9,057	8,552
January	10,173	10,387
February	11,411	11,719
March	12,732	12,656
April	13,580	
May	13,576	
June	13,576	

QUALITY

	Quantity	Base Number	Contract	AT	Region	England
% of FP17s for the same patient ID Re-attending within 3 months - Children	118	2,835	4.2%	10.3%	11.6%	11.9%
% of FP17s for the same patient ID Re-attending within 3 months - Adults	549	5,217	10.5%	14.7%	15.4%	16.0%
% of FP17s for the same patient ID Re-attending between 3 & 9 months - Children	1,441	2,835	50.8%	56.0%	59.4%	58.3%
% of FP17s for the same patient ID Re-attending between 3 & 9 months - Adults	1,929	5,217	37.0%	49.0%	51.3%	50.3%
% of FP17s for Band 1 Urgent Courses	677	7,641	8.9%	8.6%	8.0%	9.1%
% of FP17s Relating to Free Repair or Replacements	11	7,641	0.1%	0.7%	0.8%	0.8%
% of FP17s Relating to Continuations	14	7,641	0.2%	0.9%	1.0%	1.0%
% of Patients satisfied with the dentistry they have received	3	3	N/A	91.2%	91.7%	91.5%
% of Patients satisfied with the time they had to wait for an appointment	3	3	N/A	88.7%	88.3%	87.9%

* This is based on patients treated on this contract for their most recent course of treatment. Figures in italics indicate the base number of FP17s or Patient Questionnaire responses are less than 100. N/A is shown where the base number of responses is less than 10 during the period. % is calculated as Quantity/Base number*100

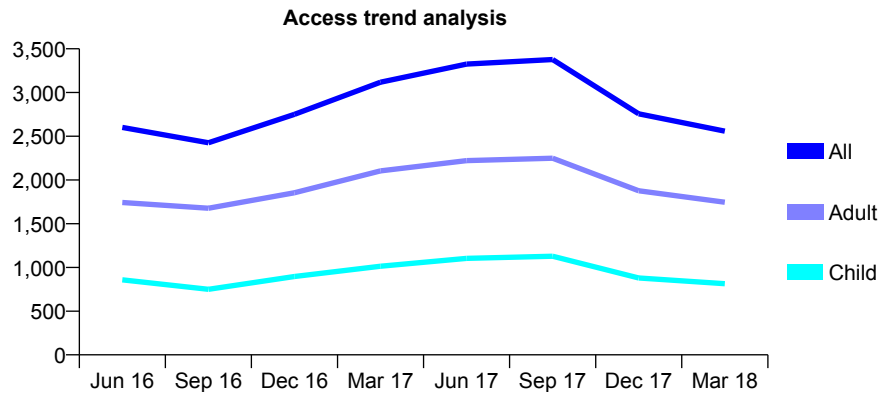
Q57 - Vital Signs At a Glance Contract Report for 993662/0002 - March 2018

Name or company name	MRS JA JORDAN
Contract type name	GDS Contract
Purpose of contract	General
Contract start date	01/04/2006
Contract end date	

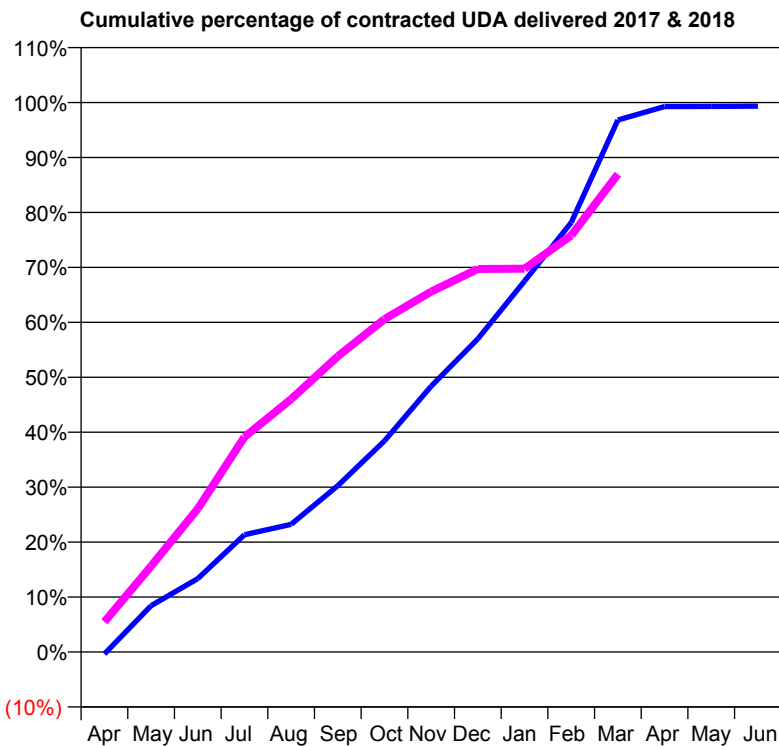
17/18 Contracted general activity (UDA)	6,000
Carry forward general activity (UDA)	40
17/18 Contracted orthodontic activity (UOA)	0
Carry forward orthodontic activity (UOA)	0
Baseline contract value	£150,243.03

ACCESS*

Patients seen in 24 months	Total	Change since previous quarter
Quarter ending March 2017	3,118	
Quarter ending June 2017	3,326	↑
Quarter ending September 2017	3,377	→
Quarter ending December 2017	2,756	↓
Quarter ending March 2018	2,559	↓
Variance since March 2017	(17.9%)	↓



ACTIVITY



Month	Adjusted Scheduled Activity (UDA)	
	2017	2018
April	-22	330
May	506	939
June	802	1,564
July	1,281	2,348
August	1,395	2,762
September	1,817	3,228
October	2,305	3,635
November	2,903	3,935
December	3,420	4,182
January	4,051	4,185
February	4,689	4,548
March	5,809	5,217
April	5,955	
May	5,958	
June	5,960	

QUALITY

	Quantity	Base Number	Contract	AT	Region	England
% of FP17s for the same patient ID Re-attending within 3 months - Children	59	1,201	4.9%	10.3%	11.6%	11.9%
% of FP17s for the same patient ID Re-attending within 3 months - Adults	255	2,118	12.0%	14.7%	15.4%	16.0%
% of FP17s for the same patient ID Re-attending between 3 & 9 months - Children	465	1,201	38.7%	56.0%	59.4%	58.3%
% of FP17s for the same patient ID Re-attending between 3 & 9 months - Adults	588	2,118	27.8%	49.0%	51.3%	50.3%
% of FP17s for Band 1 Urgent Courses	502	3,226	15.6%	8.6%	8.0%	9.1%
% of FP17s Relating to Free Repair or Replacements	10	3,226	0.3%	0.7%	0.8%	0.8%
% of FP17s Relating to Continuations	0	3,226	0.0%	0.9%	1.0%	1.0%
% of Patients satisfied with the dentistry they have received	1	1	N/A	91.2%	91.7%	91.5%
% of Patients satisfied with the time they had to wait for an appointment	1	1	N/A	88.7%	88.3%	87.9%

* This is based on patients treated on this contract for their most recent course of treatment. Figures in italics indicate the base number of FP17s or Patient Questionnaire responses are less than 100. N/A is shown where the base number of responses is less than 10 during the period. % is calculated as Quantity/Base number*100

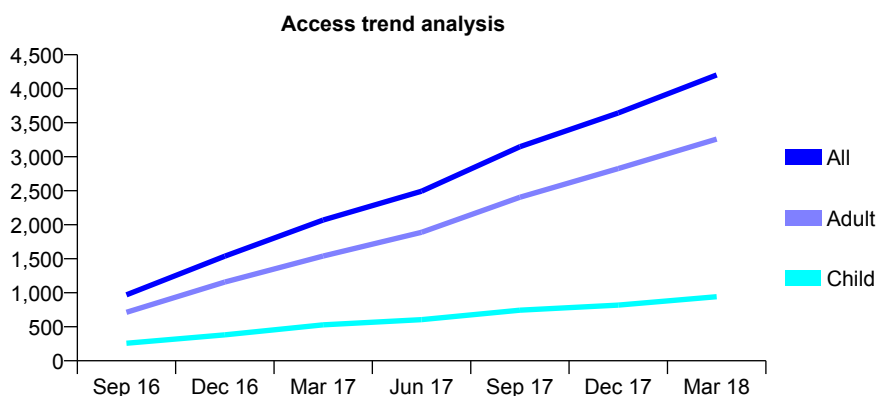
Q58 - Vital Signs At a Glance Contract Report for 100039/0000 - March 2018

Name or company name	Damira Dental Studios Ltd
Contract type name	PDS Contract
Purpose of contract	General
Contract start date	01/04/2016
Contract end date	31/03/2021

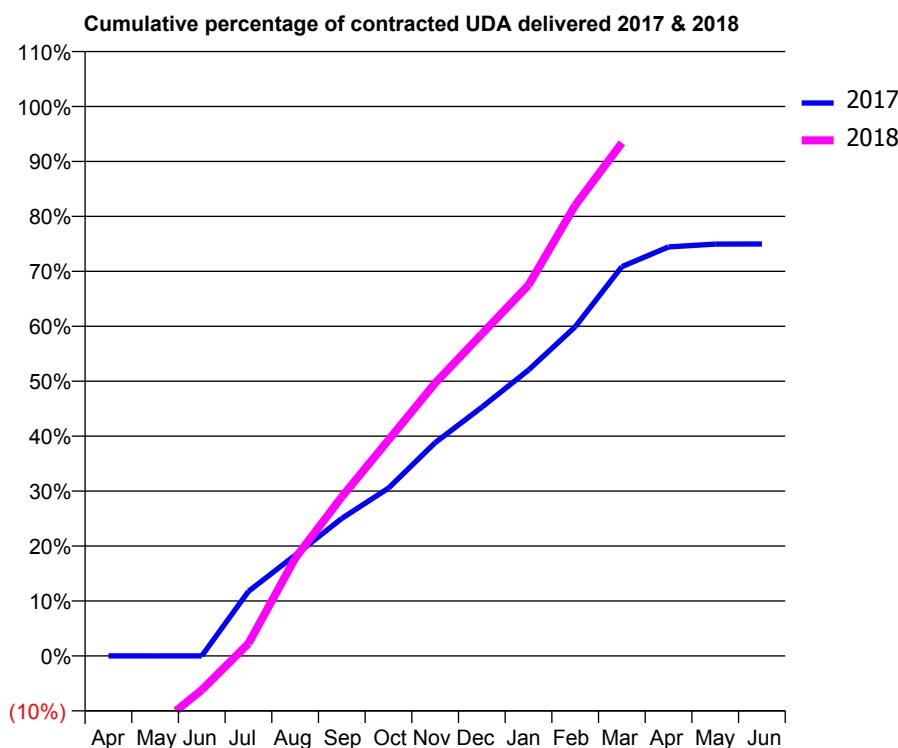
17/18 Contracted general activity (UDA)	10,255
Carry forward general activity (UDA)	2,566
17/18 Contracted orthodontic activity (UOA)	0
Carry forward orthodontic activity (UOA)	0
Baseline contract value	£260,587.21

ACCESS*

Patients seen in 24 months	Total	Change since previous quarter
Quarter ending March 2017	2,069	
Quarter ending June 2017	2,493	↑
Quarter ending September 2017	3,149	↑
Quarter ending December 2017	3,644	↑
Quarter ending March 2018	4,203	↑
Variance since March 2017	103.1%	↑



ACTIVITY



Month	Adjusted Scheduled Activity (UDA)	
	2017	2018
April	0	-2,380
May	0	-1,347
June	0	-635
July	1,205	233
August	1,879	1,824
September	2,566	2,971
October	3,133	4,031
November	3,981	5,094
December	4,641	6,010
January	5,336	6,922
February	6,143	8,410
March	7,265	9,574
April	7,635	
May	7,686	
June	7,689	

QUALITY

	Quantity	Base Number	Contract	AT	Region	England
% of FP17s for the same patient ID Re-attending within 3 months - Children	112	1,328	8.4%	10.9%	11.6%	11.9%
% of FP17s for the same patient ID Re-attending within 3 months - Adults	733	4,353	16.8%	14.7%	15.4%	16.0%
% of FP17s for the same patient ID Re-attending between 3 & 9 months - Children	636	1,328	47.9%	57.2%	59.4%	58.3%
% of FP17s for the same patient ID Re-attending between 3 & 9 months - Adults	1,467	4,353	33.7%	48.1%	51.3%	50.3%
% of FP17s for Band 1 Urgent Courses	889	5,518	16.1%	8.7%	8.0%	9.1%
% of FP17s Relating to Free Repair or Replacements	17	5,518	0.3%	0.7%	0.8%	0.8%
% of FP17s Relating to Continuations	16	5,518	0.3%	0.9%	1.0%	1.0%
% of Patients satisfied with the dentistry they have received	4	4	N/A	91.3%	91.7%	91.5%
% of Patients satisfied with the time they had to wait for an appointment	4	4	N/A	86.9%	88.3%	87.9%

* This is based on patients treated on this contract for their most recent course of treatment. Figures in italics indicate the base number of FP17s or Patient Questionnaire responses are less than 100. N/A is shown where the base number of responses is less than 10 during the period. % is calculated as Quantity/Base number*100

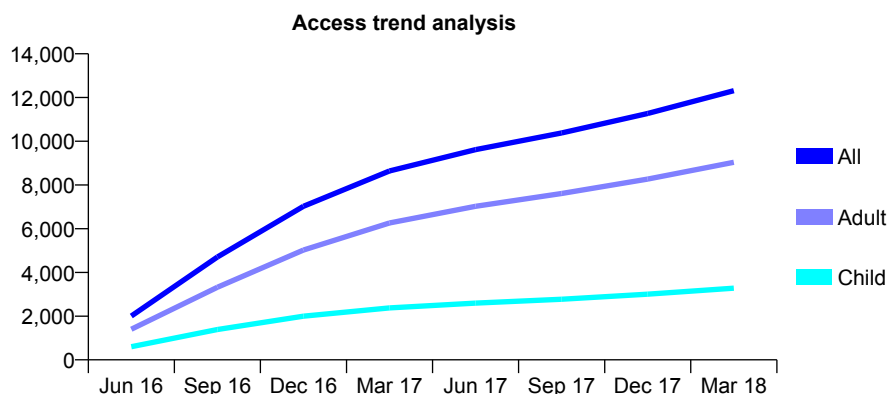
Q58 - Vital Signs At a Glance Contract Report for 100041/0000 - March 2018

Name or company name	2:30 Ltd
Contract type name	GDS Contract
Purpose of contract	General and Orthodontic
Contract start date	01/04/2016
Contract end date	

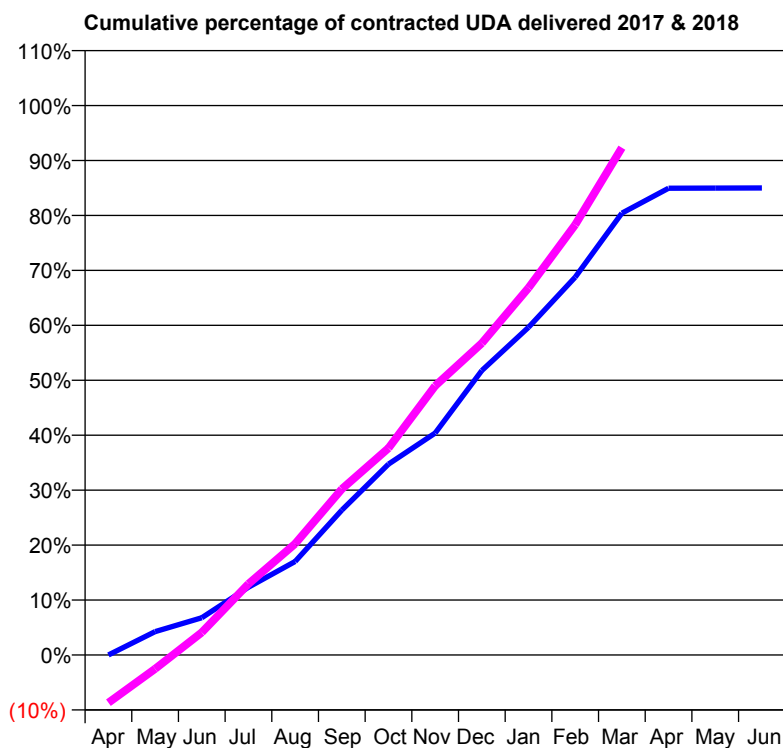
17/18 Contracted general activity (UDA)	31,550
Carry forward general activity (UDA)	4,045
17/18 Contracted orthodontic activity (UOA)	785
Carry forward orthodontic activity (UOA)	3
Baseline contract value	£943,035.11

ACCESS*

Patients seen in 24 months	Total	Change since previous quarter
Quarter ending March 2017	8,638	
Quarter ending June 2017	9,615	↑
Quarter ending September 2017	10,382	↑
Quarter ending December 2017	11,273	↑
Quarter ending March 2018	12,314	↑
Variance since March 2017	42.6%	↑



ACTIVITY



Month	Adjusted Scheduled Activity (UDA)	
	2017	2018
April	0	-2,742
May	1,343	-797
June	2,142	1,300
July	3,889	4,083
August	5,375	6,389
September	8,320	9,526
October	10,963	11,879
November	12,745	15,453
December	16,337	17,906
January	18,812	21,082
February	21,696	24,704
March	25,370	29,131
April	26,803	
May	26,811	
June	26,816	

QUALITY

	Quantity	Base Number	Contract	AT	Region	England
% of FP17s for the same patient ID Re-attending within 3 months - Children	427	4,539	9.4%	10.9%	11.6%	11.9%
% of FP17s for the same patient ID Re-attending within 3 months - Adults	1,736	11,772	14.7%	14.7%	15.4%	16.0%
% of FP17s for the same patient ID Re-attending between 3 & 9 months - Children	2,349	4,539	51.8%	57.2%	59.4%	58.3%
% of FP17s for the same patient ID Re-attending between 3 & 9 months - Adults	5,642	11,772	47.9%	48.1%	51.3%	50.3%
% of FP17s for Band 1 Urgent Courses	1,406	15,281	9.2%	8.7%	8.0%	9.1%
% of FP17s Relating to Free Repair or Replacements	246	15,281	1.6%	0.7%	0.8%	0.8%
% of FP17s Relating to Continuations	160	15,281	1.0%	0.9%	1.0%	1.0%
% of Patients satisfied with the dentistry they have received	8	8	N/A	91.3%	91.7%	91.5%
% of Patients satisfied with the time they had to wait for an appointment	8	8	N/A	86.9%	88.3%	87.9%

* This is based on patients treated on this contract for their most recent course of treatment. Figures in italics indicate the base number of FP17s or Patient Questionnaire responses are less than 100. N/A is shown where the base number of responses is less than 10 during the period. % is calculated as Quantity/Base number*100

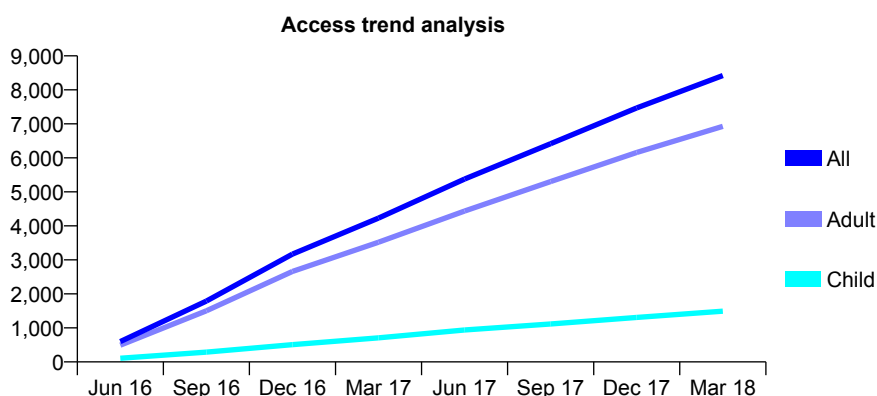
Q58 - Vital Signs At a Glance Contract Report for 100079/0000 - March 2018

Name or company name	Rodericks Dental Limited
Contract type name	GDS Contract
Purpose of contract	General
Contract start date	01/04/2016
Contract end date	

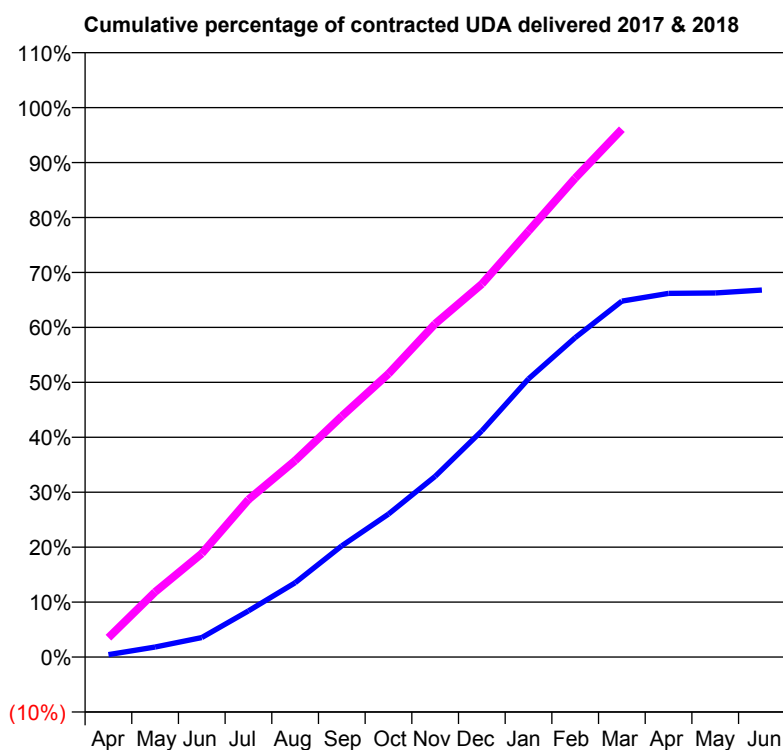
17/18 Contracted general activity (UDA)	25,000
Carry forward general activity (UDA)	122
17/18 Contracted orthodontic activity (UOA)	0
Carry forward orthodontic activity (UOA)	0
Baseline contract value	£638,270.27

ACCESS*

Patients seen in 24 months	Total	Change since previous quarter
Quarter ending March 2017	4,229	
Quarter ending June 2017	5,380	↑
Quarter ending September 2017	6,419	↑
Quarter ending December 2017	7,467	↑
Quarter ending March 2018	8,421	↑
Variance since March 2017	99.1%	↑



ACTIVITY



Month	Adjusted Scheduled Activity (UDA)	
	2017	2018
April	102	884
May	421	2,965
June	816	4,711
July	1,933	7,167
August	3,105	8,942
September	4,649	10,962
October	5,975	12,888
November	7,552	15,166
December	9,451	16,973
January	11,622	19,382
February	13,349	21,789
March	14,870	24,012
April	15,198	
May	15,215	
June	15,336	

QUALITY

	Quantity	Base Number	Contract	AT	Region	England
% of FP17s for the same patient ID Re-attending within 3 months - Children	306	2,276	13.4%	10.9%	11.6%	11.9%
% of FP17s for the same patient ID Re-attending within 3 months - Adults	1,922	8,919	21.5%	14.7%	15.4%	16.0%
% of FP17s for the same patient ID Re-attending between 3 & 9 months - Children	824	2,276	36.2%	57.2%	59.4%	58.3%
% of FP17s for the same patient ID Re-attending between 3 & 9 months - Adults	2,195	8,919	24.6%	48.1%	51.3%	50.3%
% of FP17s for Band 1 Urgent Courses	3,555	10,930	32.5%	8.7%	8.0%	9.1%
% of FP17s Relating to Free Repair or Replacements	85	10,930	0.8%	0.7%	0.8%	0.8%
% of FP17s Relating to Continuations	37	10,930	0.3%	0.9%	1.0%	1.0%
% of Patients satisfied with the dentistry they have received	2	3	N/A	91.3%	91.7%	91.5%
% of Patients satisfied with the time they had to wait for an appointment	3	3	N/A	86.9%	88.3%	87.9%

* This is based on patients treated on this contract for their most recent course of treatment. Figures in italics indicate the base number of FP17s or Patient Questionnaire responses are less than 100. N/A is shown where the base number of responses is less than 10 during the period. % is calculated as Quantity/Base number*100

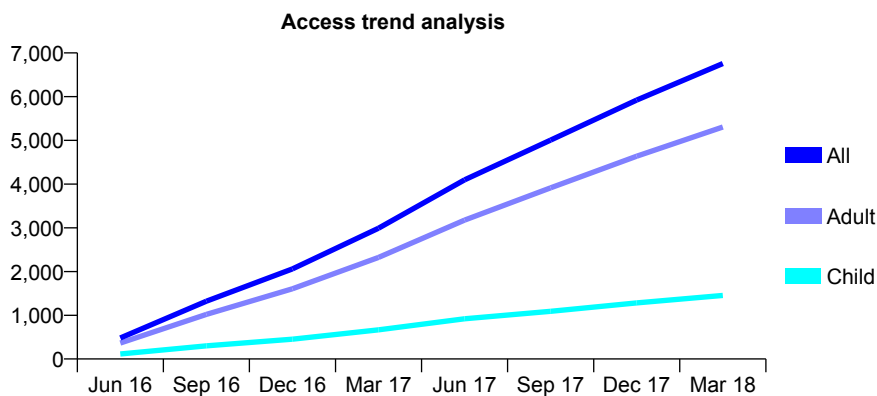
Q58 - Vital Signs At a Glance Contract Report for 100081/0000 - March 2018

Name or company name	Rodericks Dental Limited
Contract type name	GDS Contract
Purpose of contract	General
Contract start date	01/04/2016
Contract end date	

17/18 Contracted general activity (UDA)	25,000
Carry forward general activity (UDA)	-58
17/18 Contracted orthodontic activity (UOA)	0
Carry forward orthodontic activity (UOA)	0
Baseline contract value	£624,094.69

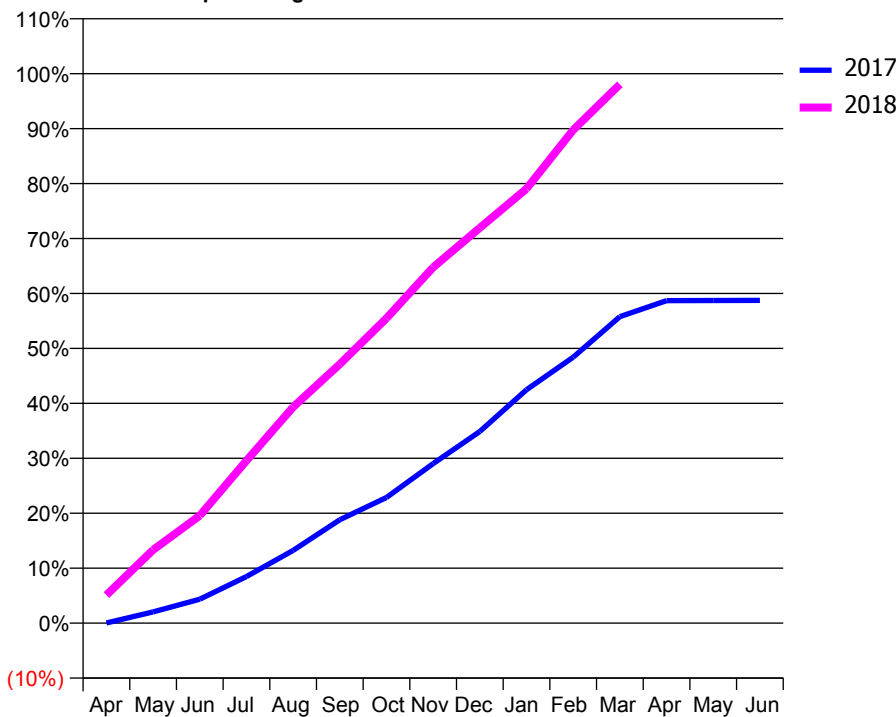
ACCESS*

Patients seen in 24 months	Total	Change since previous quarter
Quarter ending March 2017	2,991	
Quarter ending June 2017	4,099	↑
Quarter ending September 2017	5,006	↑
Quarter ending December 2017	5,921	↑
Quarter ending March 2018	6,759	↑
Variance since March 2017	126.0%	↑



ACTIVITY

Cumulative percentage of contracted UDA delivered 2017 & 2018



Month	Adjusted Scheduled Activity (UDA)	
	2017	2018
April	11	1,275
May	492	3,333
June	1,052	4,890
July	2,042	7,395
August	3,189	9,828
September	4,535	11,786
October	5,508	13,871
November	6,994	16,187
December	8,401	17,987
January	10,232	19,763
February	11,660	22,440
March	13,439	24,512
April	14,141	
May	14,142	
June	14,148	

QUALITY

	Quantity	Base Number	Contract	AT	Region	England
% of FP17s for the same patient ID Re-attending within 3 months - Children	255	2,147	11.9%	10.9%	11.6%	11.9%
% of FP17s for the same patient ID Re-attending within 3 months - Adults	1,209	6,400	18.9%	14.7%	15.4%	16.0%
% of FP17s for the same patient ID Re-attending between 3 & 9 months - Children	716	2,147	33.3%	57.2%	59.4%	58.3%
% of FP17s for the same patient ID Re-attending between 3 & 9 months - Adults	1,308	6,400	20.4%	48.1%	51.3%	50.3%
% of FP17s for Band 1 Urgent Courses	2,916	8,277	35.2%	8.7%	8.0%	9.1%
% of FP17s Relating to Free Repair or Replacements	11	8,277	0.1%	0.7%	0.8%	0.8%
% of FP17s Relating to Continuations	15	8,277	0.2%	0.9%	1.0%	1.0%
% of Patients satisfied with the dentistry they have received	5	8	N/A	91.3%	91.7%	91.5%
% of Patients satisfied with the time they had to wait for an appointment	4	8	N/A	86.9%	88.3%	87.9%

* This is based on patients treated on this contract for their most recent course of treatment. Figures in italics indicate the base number of FP17s or Patient Questionnaire responses are less than 100. N/A is shown where the base number of responses is less than 10 during the period. % is calculated as Quantity/Base number*100

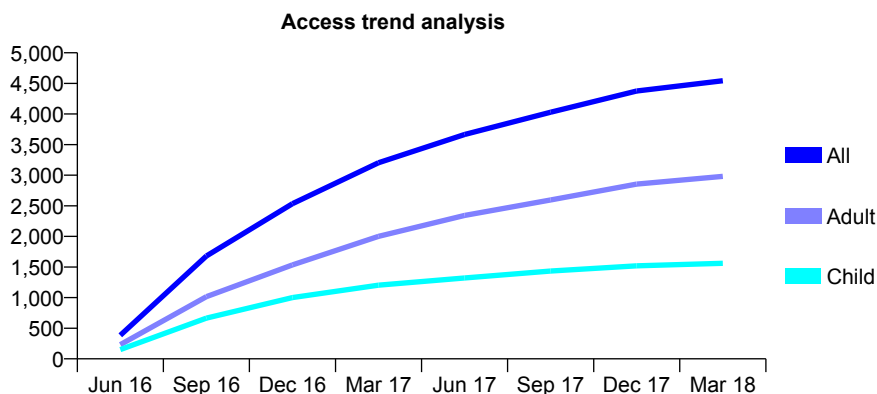
Q58 - Vital Signs At a Glance Contract Report for 100082/0000 - March 2018

Name or company name	Rodericks Dental Limited
Contract type name	GDS Contract
Purpose of contract	General
Contract start date	01/04/2016
Contract end date	

17/18 Contracted general activity (UDA)	14,000
Carry forward general activity (UDA)	466
17/18 Contracted orthodontic activity (UOA)	0
Carry forward orthodontic activity (UOA)	0
Baseline contract value	£355,782.20

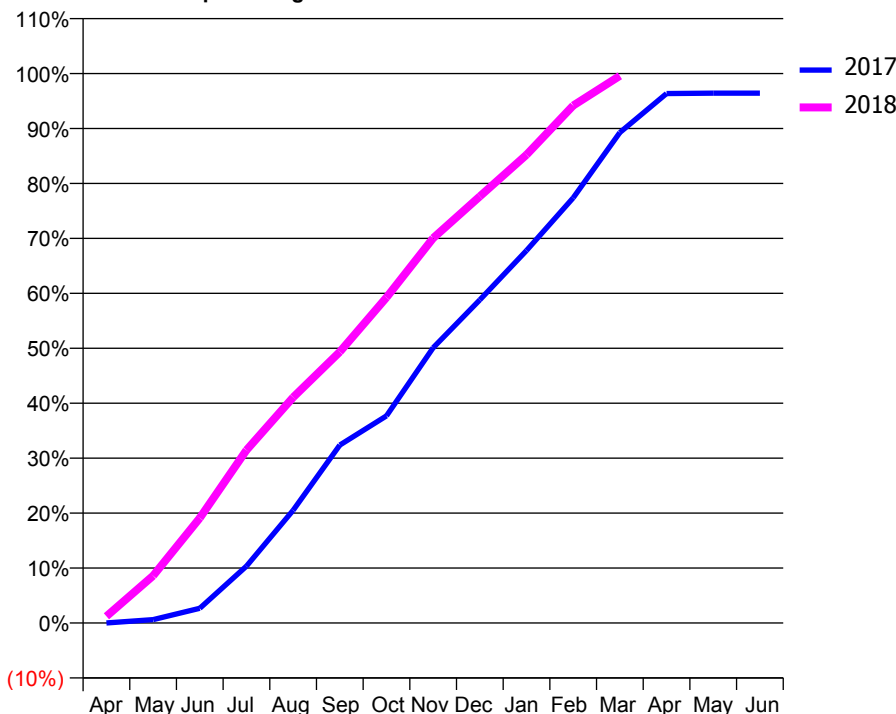
ACCESS*

Patients seen in 24 months	Total	Change since previous quarter
Quarter ending March 2017	3,204	
Quarter ending June 2017	3,665	↑
Quarter ending September 2017	4,029	↑
Quarter ending December 2017	4,375	↑
Quarter ending March 2018	4,543	↑
Variance since March 2017	41.8%	↑



ACTIVITY

Cumulative percentage of contracted UDA delivered 2017 & 2018



Month	Adjusted Scheduled Activity (UDA)	
	2017	2018
April	0	173
May	82	1,203
June	350	2,674
July	1,349	4,404
August	2,675	5,749
September	4,222	6,909
October	4,916	8,295
November	6,533	9,807
December	7,670	10,871
January	8,841	11,930
February	10,090	13,184
March	11,642	13,940
April	12,564	
May	12,574	
June	12,575	

QUALITY

	Quantity	Base Number	Contract	AT	Region	England
% of FP17s for the same patient ID Re-attending within 3 months - Children	232	2,338	9.9%	10.9%	11.6%	11.9%
% of FP17s for the same patient ID Re-attending within 3 months - Adults	519	3,668	14.1%	14.7%	15.4%	16.0%
% of FP17s for the same patient ID Re-attending between 3 & 9 months - Children	1,375	2,338	58.8%	57.2%	59.4%	58.3%
% of FP17s for the same patient ID Re-attending between 3 & 9 months - Adults	1,682	3,668	45.9%	48.1%	51.3%	50.3%
% of FP17s for Band 1 Urgent Courses	546	5,724	9.5%	8.7%	8.0%	9.1%
% of FP17s Relating to Free Repair or Replacements	11	5,724	0.2%	0.7%	0.8%	0.8%
% of FP17s Relating to Continuations	1	5,724	0.0%	0.9%	1.0%	1.0%
% of Patients satisfied with the dentistry they have received	3	4	N/A	91.3%	91.7%	91.5%
% of Patients satisfied with the time they had to wait for an appointment	4	4	N/A	86.9%	88.3%	87.9%

* This is based on patients treated on this contract for their most recent course of treatment. Figures in italics indicate the base number of FP17s or Patient Questionnaire responses are less than 100. N/A is shown where the base number of responses is less than 10 during the period. % is calculated as Quantity/Base number*100

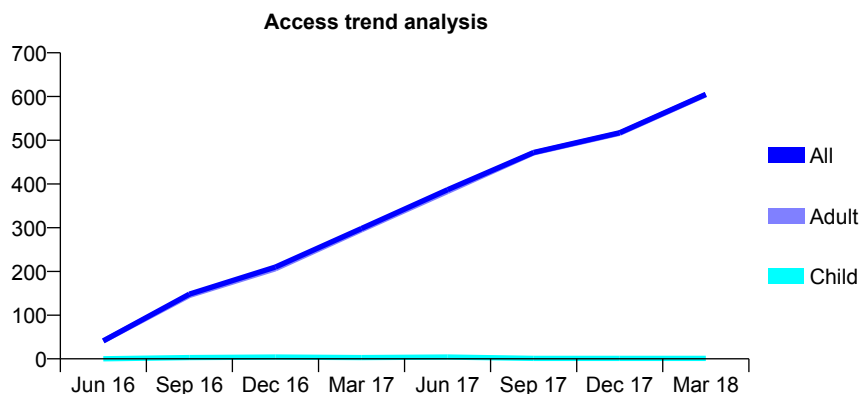
Q58 - Vital Signs At a Glance Contract Report for 100084/0000 - March 2018

Name or company name	MR RF COLIN
Contract type name	PDS Contract
Purpose of contract	General
Contract start date	01/04/2016
Contract end date	31/03/2018

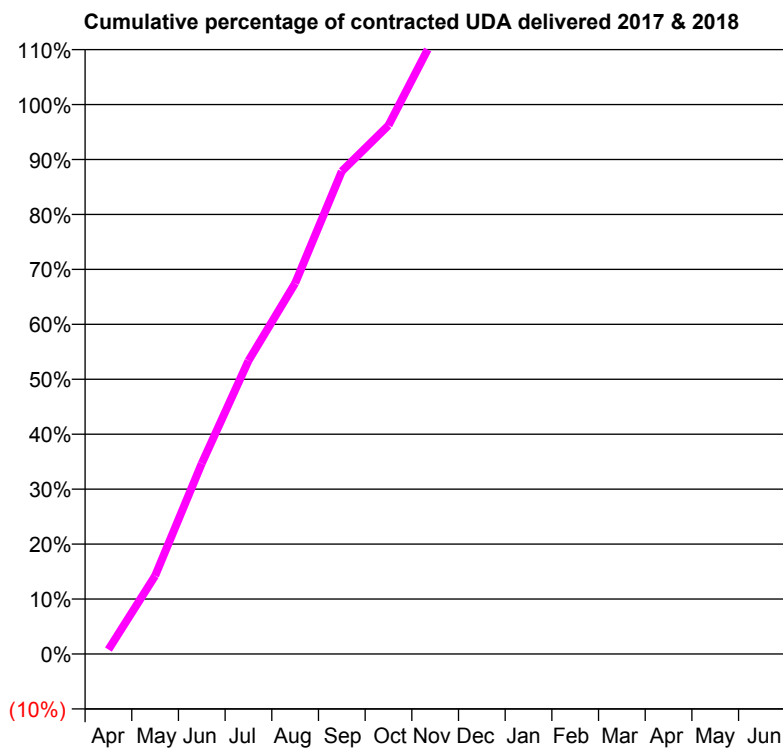
17/18 Contracted general activity (UDA)	745
Carry forward general activity (UDA)	0
17/18 Contracted orthodontic activity (UOA)	0
Carry forward orthodontic activity (UOA)	0
Baseline contract value	£74,631.95

ACCESS*

Patients seen in 24 months	Total	Change since previous quarter
Quarter ending March 2017	298	
Quarter ending June 2017	387	↑
Quarter ending September 2017	472	↑
Quarter ending December 2017	517	↑
Quarter ending March 2018	605	↑
Variance since March 2017	103.0%	↑



ACTIVITY



Month	Adjusted Scheduled Activity (UDA)	
	2017	2018
April	0	6
May	52	106
June	195	258
July	430	398
August	578	503
September	652	655
October	705	717
November	821	839
December	984	872
January	1,076	977
February	1,206	1,066
March	1,451	1,203
April	1,488	
May	1,533	
June	1,534	

QUALITY

	Quantity	Base Number	Contract	AT	Region	England
% of FP17s for the same patient ID Re-attending within 3 months - Children	0	0	N/A	10.9%	11.6%	11.9%
% of FP17s for the same patient ID Re-attending within 3 months - Adults	34	418	8.1%	14.7%	15.4%	16.0%
% of FP17s for the same patient ID Re-attending between 3 & 9 months - Children	0	0	N/A	57.2%	59.4%	58.3%
% of FP17s for the same patient ID Re-attending between 3 & 9 months - Adults	45	418	10.8%	48.1%	51.3%	50.3%
% of FP17s for Band 1 Urgent Courses	10	391	2.6%	8.7%	8.0%	9.1%
% of FP17s Relating to Free Repair or Replacements	4	391	1.0%	0.7%	0.8%	0.8%
% of FP17s Relating to Continuations	4	391	1.0%	0.9%	1.0%	1.0%
% of Patients satisfied with the dentistry they have received	0	0	N/A	91.3%	91.7%	91.5%
% of Patients satisfied with the time they had to wait for an appointment	0	0	N/A	86.9%	88.3%	87.9%

* This is based on patients treated on this contract for their most recent course of treatment. Figures in italics indicate the base number of FP17s or Patient Questionnaire responses are less than 100. N/A is shown where the base number of responses is less than 10 during the period. % is calculated as Quantity/Base number*100

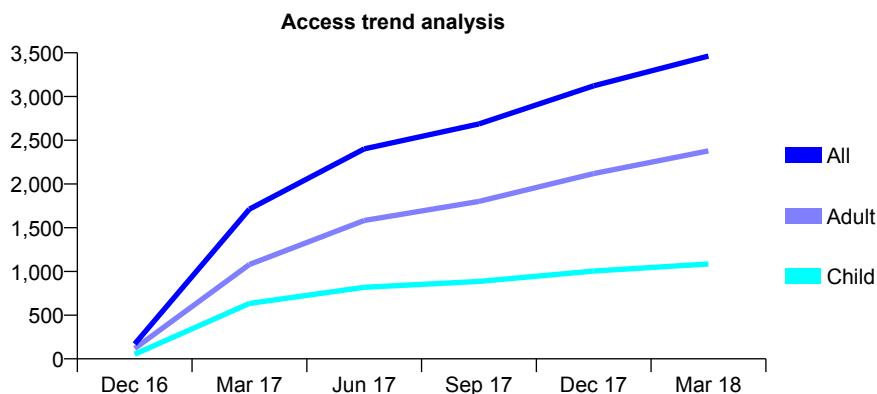
Q58 - Vital Signs At a Glance Contract Report for 100232/0000 - March 2018

Name or company name	Mr R Naidoo and Mrs S Naidoo
Contract type name	GDS Contract
Purpose of contract	General
Contract start date	01/11/2016
Contract end date	

17/18 Contracted general activity (UDA)	7,404
Carry forward general activity (UDA)	-148
17/18 Contracted orthodontic activity (UOA)	0
Carry forward orthodontic activity (UOA)	0
Baseline contract value	£190,892.78

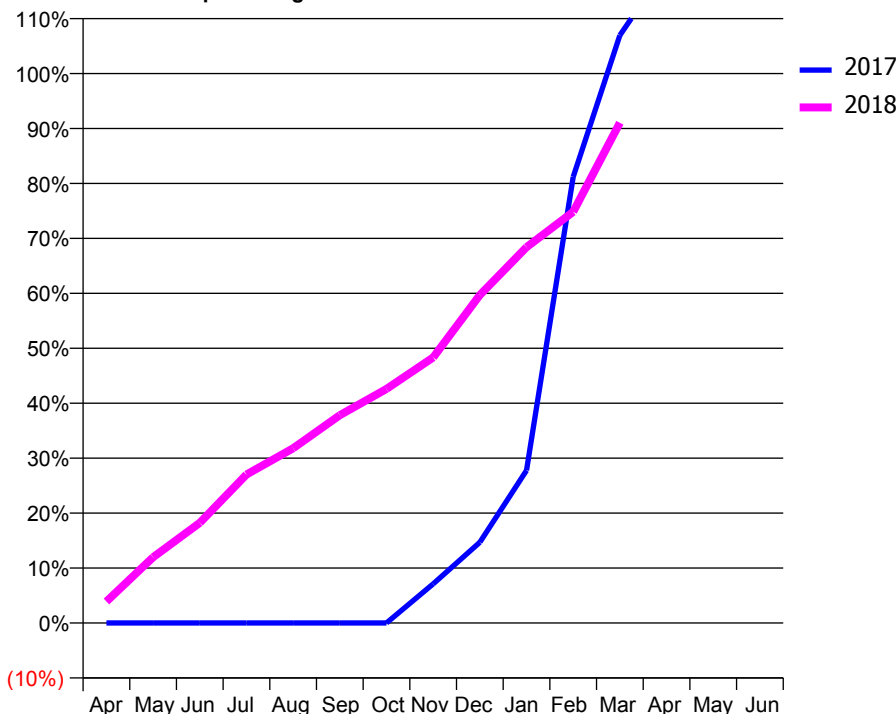
ACCESS*

Patients seen in 24 months	Total	Change since previous quarter
Quarter ending March 2017	1,712	
Quarter ending June 2017	2,401	↑
Quarter ending September 2017	2,686	↑
Quarter ending December 2017	3,123	↑
Quarter ending March 2018	3,463	↑
Variance since March 2017	102.3%	↑



ACTIVITY

Cumulative percentage of contracted UDA delivered 2017 & 2018



Adjusted Scheduled Activity (UDA)

Month	2017	2018
April	0	291
May	0	887
June	0	1,351
July	0	2,000
August	0	2,355
September	0	2,800
October	0	3,154
November	220	3,578
December	453	4,419
January	857	5,064
February	2,505	5,539
March	3,300	6,740
April	3,682	
May	3,796	
June	3,796	

QUALITY

	Quantity	Base Number	Contract	AT	Region	England
% of FP17s for the same patient ID Re-attending within 3 months - Children	167	1,353	12.3%	10.9%	11.6%	11.9%
% of FP17s for the same patient ID Re-attending within 3 months - Adults	420	2,739	15.3%	14.7%	15.4%	16.0%
% of FP17s for the same patient ID Re-attending between 3 & 9 months - Children	448	1,353	33.1%	57.2%	59.4%	58.3%
% of FP17s for the same patient ID Re-attending between 3 & 9 months - Adults	675	2,739	24.6%	48.1%	51.3%	50.3%
% of FP17s for Band 1 Urgent Courses	227	3,298	6.9%	8.7%	8.0%	9.1%
% of FP17s Relating to Free Repair or Replacements	38	3,298	1.2%	0.7%	0.8%	0.8%
% of FP17s Relating to Continuations	10	3,298	0.3%	0.9%	1.0%	1.0%
% of Patients satisfied with the dentistry they have received	0	1	N/A	91.3%	91.7%	91.5%
% of Patients satisfied with the time they had to wait for an appointment	0	1	N/A	86.9%	88.3%	87.9%

* This is based on patients treated on this contract for their most recent course of treatment. Figures in italics indicate the base number of FP17s or Patient Questionnaire responses are less than 100. N/A is shown where the base number of responses is less than 10 during the period. % is calculated as Quantity/Base number*100

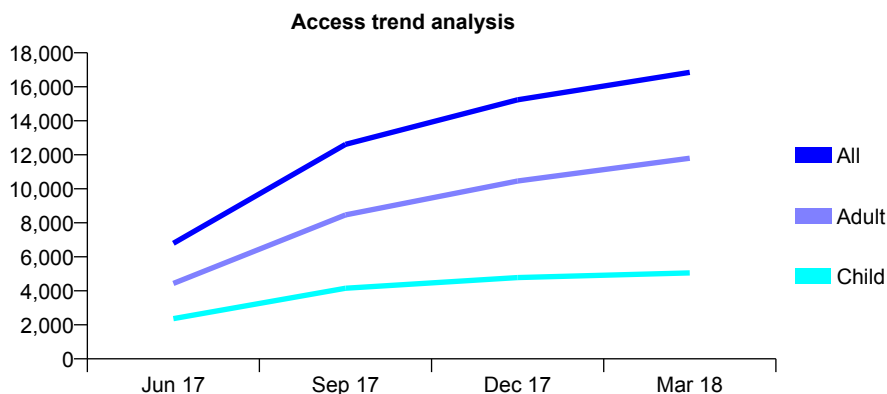
Q58 - Vital Signs At a Glance Contract Report for 100345/0000 - March 2018

Name or company name	Oradi Ltd.
Contract type name	GDS Contract
Purpose of contract	General
Contract start date	01/04/2017
Contract end date	

17/18 Contracted general activity (UDA)	53,316
Carry forward general activity (UDA)	0
17/18 Contracted orthodontic activity (UOA)	0
Carry forward orthodontic activity (UOA)	0
Baseline contract value	£1,305,029.51

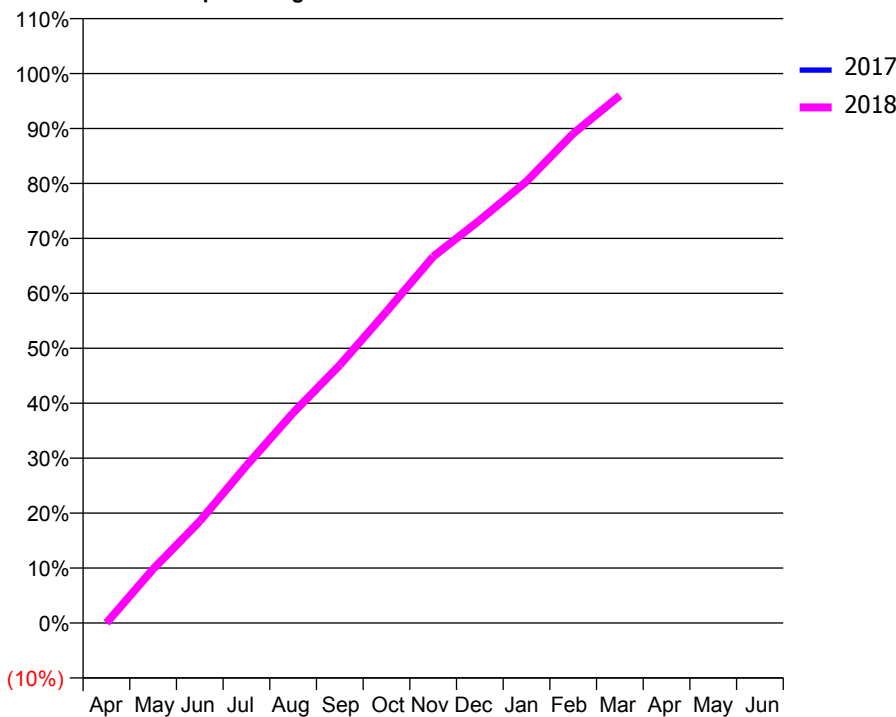
ACCESS*

Patients seen in 24 months	Total	Change since previous quarter
Quarter ending March 2017	0	
Quarter ending June 2017	6,797	↑
Quarter ending September 2017	12,615	↑
Quarter ending December 2017	15,236	↑
Quarter ending March 2018	16,854	↑
Variance since March 2017	N/A	



ACTIVITY

Cumulative percentage of contracted UDA delivered 2017 & 2018



Month	Adjusted Scheduled Activity (UDA)	
	2017	2018
April	0	0
May	0	5,231
June	0	9,872
July	0	15,273
August	0	20,397
September	0	25,030
October	0	30,212
November	0	35,544
December	0	39,098
January	0	42,846
February	0	47,488
March	0	51,177
April	0	
May	0	
June	0	

QUALITY

	Quantity	Base Number	Contract	AT	Region	England
% of FP17s for the same patient ID Re-attending within 3 months - Children	775	9,061	8.6%	10.9%	11.6%	11.9%
% of FP17s for the same patient ID Re-attending within 3 months - Adults	1,908	17,875	10.7%	14.7%	15.4%	16.0%
% of FP17s for the same patient ID Re-attending between 3 & 9 months - Children	2,756	9,061	30.4%	57.2%	59.4%	58.3%
% of FP17s for the same patient ID Re-attending between 3 & 9 months - Adults	3,921	17,875	21.9%	48.1%	51.3%	50.3%
% of FP17s for Band 1 Urgent Courses	1,618	26,936	6.0%	8.7%	8.0%	9.1%
% of FP17s Relating to Free Repair or Replacements	79	26,936	0.3%	0.7%	0.8%	0.8%
% of FP17s Relating to Continuations	135	26,936	0.5%	0.9%	1.0%	1.0%
% of Patients satisfied with the dentistry they have received	9	10	90.0%	91.3%	91.7%	91.5%
% of Patients satisfied with the time they had to wait for an appointment	9	10	90.0%	86.9%	88.3%	87.9%

* This is based on patients treated on this contract for their most recent course of treatment. Figures in italics indicate the base number of FP17s or Patient Questionnaire responses are less than 100. N/A is shown where the base number of responses is less than 10 during the period. % is calculated as Quantity/Base number*100

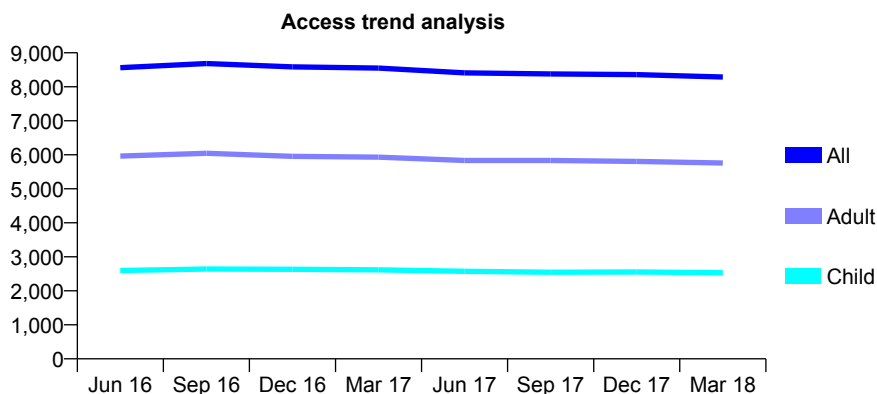
Q58 - Vital Signs At a Glance Contract Report for 101281/0053 - March 2018

Name or company name	OASIS DENTAL CARE LTD
Contract type name	GDS Contract
Purpose of contract	General
Contract start date	01/04/2006
Contract end date	

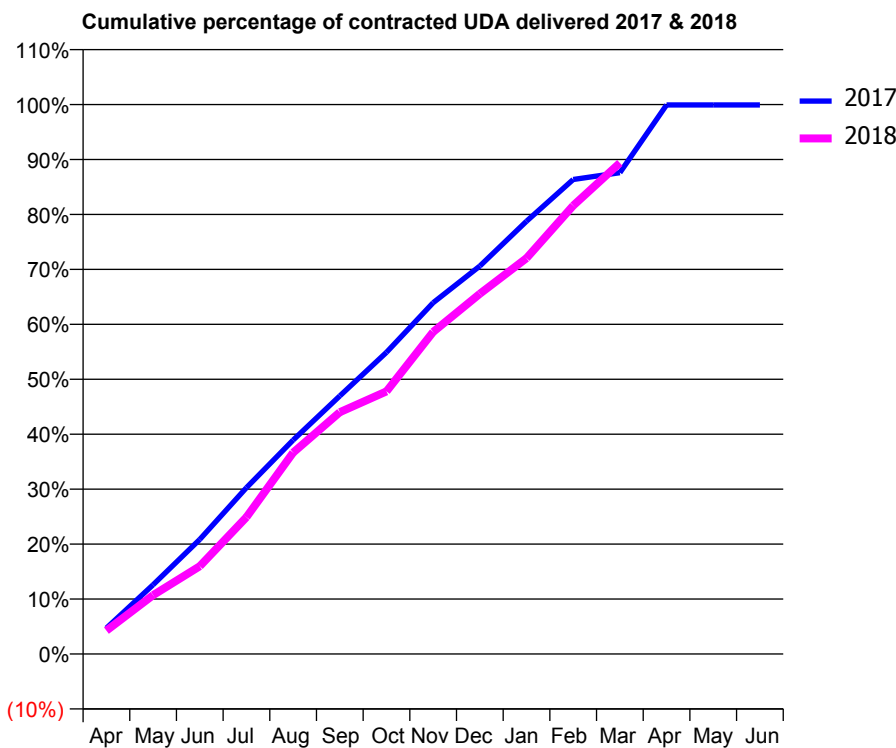
17/18 Contracted general activity (UDA)	22,735
Carry forward general activity (UDA)	-434
17/18 Contracted orthodontic activity (UOA)	0
Carry forward orthodontic activity (UOA)	0
Baseline contract value	£577,419.33

ACCESS*

Patients seen in 24 months	Total	Change since previous quarter
Quarter ending March 2017	8,552	
Quarter ending June 2017	8,408	↓
Quarter ending September 2017	8,378	→
Quarter ending December 2017	8,360	→
Quarter ending March 2018	8,289	→
Variance since March 2017	(3.1%)	↓



ACTIVITY



Month	Adjusted Scheduled Activity (UDA)	
	2017	2018
April	1,072	968
May	2,866	2,438
June	4,742	3,633
July	6,885	5,663
August	8,852	8,335
September	10,680	10,004
October	12,483	10,864
November	14,535	13,324
December	16,055	14,906
January	17,906	16,379
February	19,634	18,551
March	19,915	20,314
April	22,716	
May	22,715	
June	22,715	

QUALITY

	Quantity	Base Number	Contract	AT	Region	England
% of FP17s for the same patient ID Re-attending within 3 months - Children	367	4,441	8.3%	10.9%	11.6%	11.9%
% of FP17s for the same patient ID Re-attending within 3 months - Adults	1,511	8,967	16.9%	14.7%	15.4%	16.0%
% of FP17s for the same patient ID Re-attending between 3 & 9 months - Children	2,947	4,441	66.4%	57.2%	59.4%	58.3%
% of FP17s for the same patient ID Re-attending between 3 & 9 months - Adults	4,912	8,967	54.8%	48.1%	51.3%	50.3%
% of FP17s for Band 1 Urgent Courses	1,336	11,954	11.2%	8.7%	8.0%	9.1%
% of FP17s Relating to Free Repair or Replacements	53	11,954	0.4%	0.7%	0.8%	0.8%
% of FP17s Relating to Continuations	65	11,954	0.5%	0.9%	1.0%	1.0%
% of Patients satisfied with the dentistry they have received	11	11	100.0%	91.3%	91.7%	91.5%
% of Patients satisfied with the time they had to wait for an appointment	10	11	90.9%	86.9%	88.3%	87.9%

* This is based on patients treated on this contract for their most recent course of treatment. Figures in italics indicate the base number of FP17s or Patient Questionnaire responses are less than 100. N/A is shown where the base number of responses is less than 10 during the period. % is calculated as Quantity/Base number*100

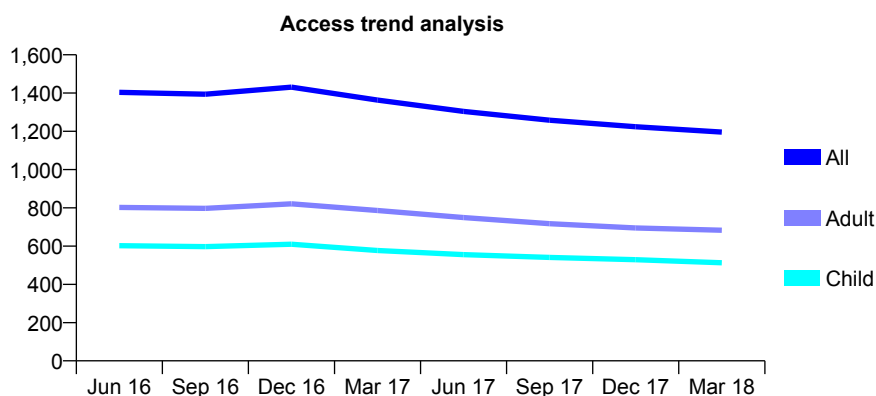
Q58 - Vital Signs At a Glance Contract Report for 101281/0075 - March 2018

Name or company name	OASIS DENTAL CARE LTD
Contract type name	GDS Contract
Purpose of contract	General
Contract start date	01/04/2006
Contract end date	

17/18 Contracted general activity (UDA)	3,032
Carry forward general activity (UDA)	-61
17/18 Contracted orthodontic activity (UOA)	0
Carry forward orthodontic activity (UOA)	0
Baseline contract value	£64,151.66

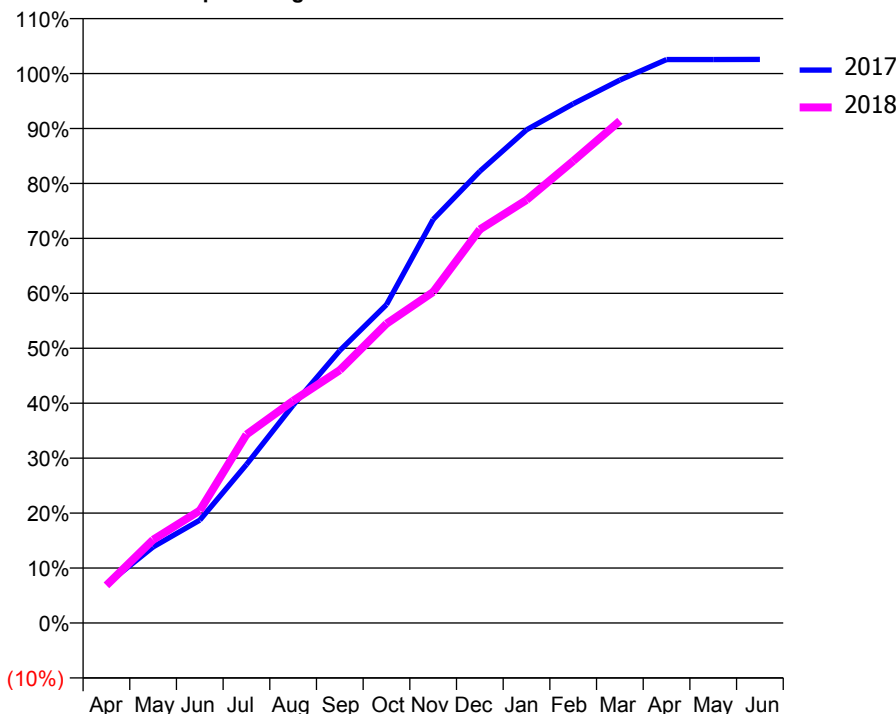
ACCESS*

Patients seen in 24 months	Total	Change since previous quarter
Quarter ending March 2017	1,363	
Quarter ending June 2017	1,304	↓
Quarter ending September 2017	1,258	↓
Quarter ending December 2017	1,224	↓
Quarter ending March 2018	1,196	↓
Variance since March 2017	(12.3%)	↓



ACTIVITY

Cumulative percentage of contracted UDA delivered 2017 & 2018



Month	Adjusted Scheduled Activity (UDA)	
	2017	2018
April	213	208
May	420	460
June	568	621
July	874	1,040
August	1,202	1,226
September	1,503	1,395
October	1,757	1,651
November	2,227	1,827
December	2,493	2,171
January	2,721	2,334
February	2,865	2,549
March	2,995	2,770
April	3,109	
May	3,109	
June	3,110	

QUALITY

	Quantity	Base Number	Contract	AT	Region	England
% of FP17s for the same patient ID Re-attending within 3 months - Children	44	791	5.6%	10.9%	11.6%	11.9%
% of FP17s for the same patient ID Re-attending within 3 months - Adults	118	943	12.5%	14.7%	15.4%	16.0%
% of FP17s for the same patient ID Re-attending between 3 & 9 months - Children	475	791	60.1%	57.2%	59.4%	58.3%
% of FP17s for the same patient ID Re-attending between 3 & 9 months - Adults	553	943	58.6%	48.1%	51.3%	50.3%
% of FP17s for Band 1 Urgent Courses	91	1,674	5.4%	8.7%	8.0%	9.1%
% of FP17s Relating to Free Repair or Replacements	4	1,674	0.2%	0.7%	0.8%	0.8%
% of FP17s Relating to Continuations	4	1,674	0.2%	0.9%	1.0%	1.0%
% of Patients satisfied with the dentistry they have received	1	2	N/A	91.3%	91.7%	91.5%
% of Patients satisfied with the time they had to wait for an appointment	2	2	N/A	86.9%	88.3%	87.9%

* This is based on patients treated on this contract for their most recent course of treatment. Figures in italics indicate the base number of FP17s or Patient Questionnaire responses are less than 100. N/A is shown where the base number of responses is less than 10 during the period. % is calculated as Quantity/Base number*100

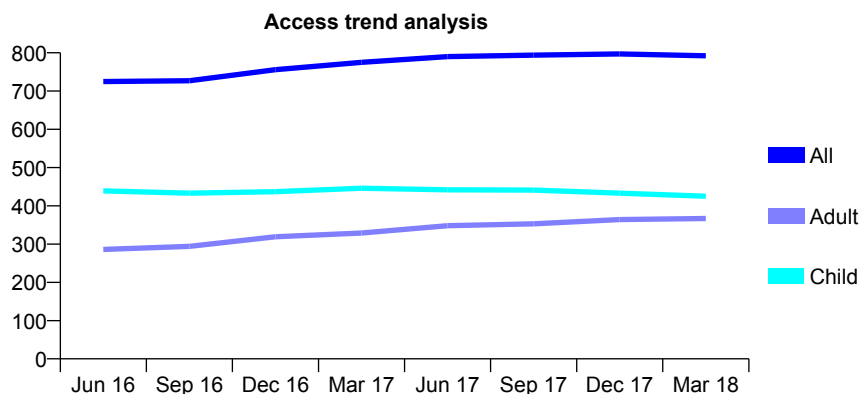
Q58 - Vital Signs At a Glance Contract Report for 101281/0091 - March 2018

Name or company name	OASIS DENTAL CARE LTD
Contract type name	GDS Contract
Purpose of contract	General
Contract start date	01/04/2006
Contract end date	

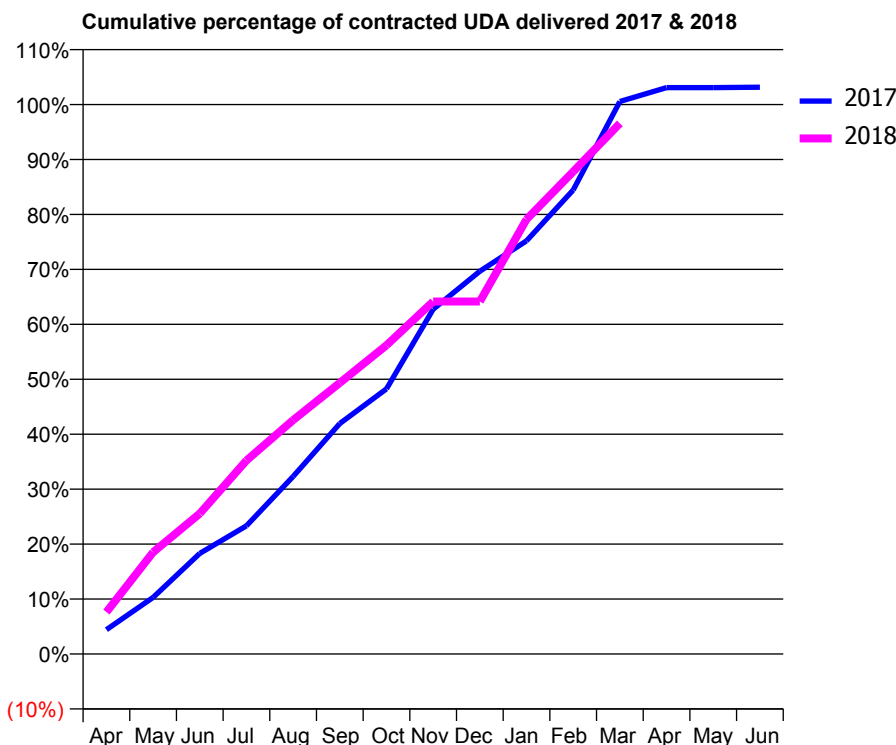
17/18 Contracted general activity (UDA)	1,300
Carry forward general activity (UDA)	-26
17/18 Contracted orthodontic activity (UOA)	0
Carry forward orthodontic activity (UOA)	0
Baseline contract value	£34,322.36

ACCESS*

Patients seen in 24 months	Total	Change since previous quarter
Quarter ending March 2017	775	
Quarter ending June 2017	790	→
Quarter ending September 2017	794	→
Quarter ending December 2017	797	→
Quarter ending March 2018	792	→
Variance since March 2017	2.2%	↑



ACTIVITY



Month	Adjusted Scheduled Activity (UDA)	
	2017	2018
April	58	99
May	134	241
June	238	332
July	303	458
August	420	553
September	545	642
October	627	731
November	816	834
December	905	834
January	978	1,028
February	1,098	1,141
March	1,307	1,255
April	1,340	
May	1,340	
June	1,341	

QUALITY

	Quantity	Base Number	Contract	AT	Region	England
% of FP17s for the same patient ID Re-attending within 3 months - Children	22	554	4.0%	10.9%	11.6%	11.9%
% of FP17s for the same patient ID Re-attending within 3 months - Adults	22	327	6.7%	14.7%	15.4%	16.0%
% of FP17s for the same patient ID Re-attending between 3 & 9 months - Children	307	554	55.4%	57.2%	59.4%	58.3%
% of FP17s for the same patient ID Re-attending between 3 & 9 months - Adults	135	327	41.3%	48.1%	51.3%	50.3%
% of FP17s for Band 1 Urgent Courses	27	853	3.2%	8.7%	8.0%	9.1%
% of FP17s Relating to Free Repair or Replacements	4	853	0.5%	0.7%	0.8%	0.8%
% of FP17s Relating to Continuations	9	853	1.1%	0.9%	1.0%	1.0%
% of Patients satisfied with the dentistry they have received	0	0	N/A	91.3%	91.7%	91.5%
% of Patients satisfied with the time they had to wait for an appointment	0	0	N/A	86.9%	88.3%	87.9%

* This is based on patients treated on this contract for their most recent course of treatment. Figures in italics indicate the base number of FP17s or Patient Questionnaire responses are less than 100. N/A is shown where the base number of responses is less than 10 during the period. % is calculated as Quantity/Base number*100

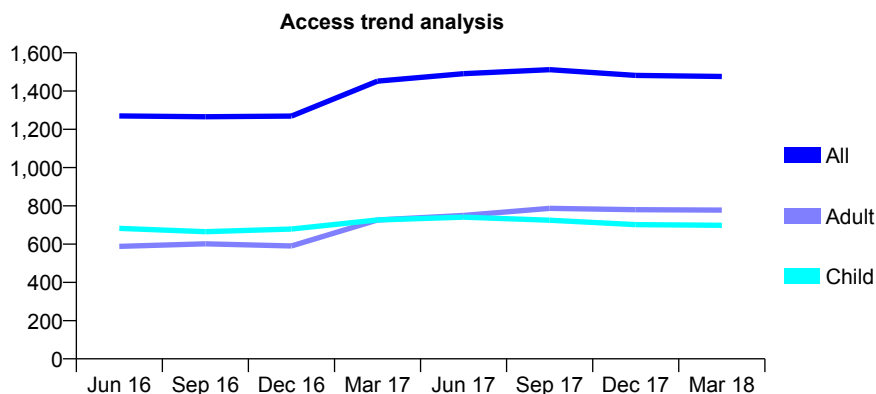
Q58 - Vital Signs At a Glance Contract Report for 101281/0125 - March 2018

Name or company name	OASIS DENTAL CARE LTD
Contract type name	GDS Contract
Purpose of contract	General
Contract start date	01/04/2006
Contract end date	

17/18 Contracted general activity (UDA)	3,558
Carry forward general activity (UDA)	-66
17/18 Contracted orthodontic activity (UOA)	0
Carry forward orthodontic activity (UOA)	0
Baseline contract value	£85,150.50

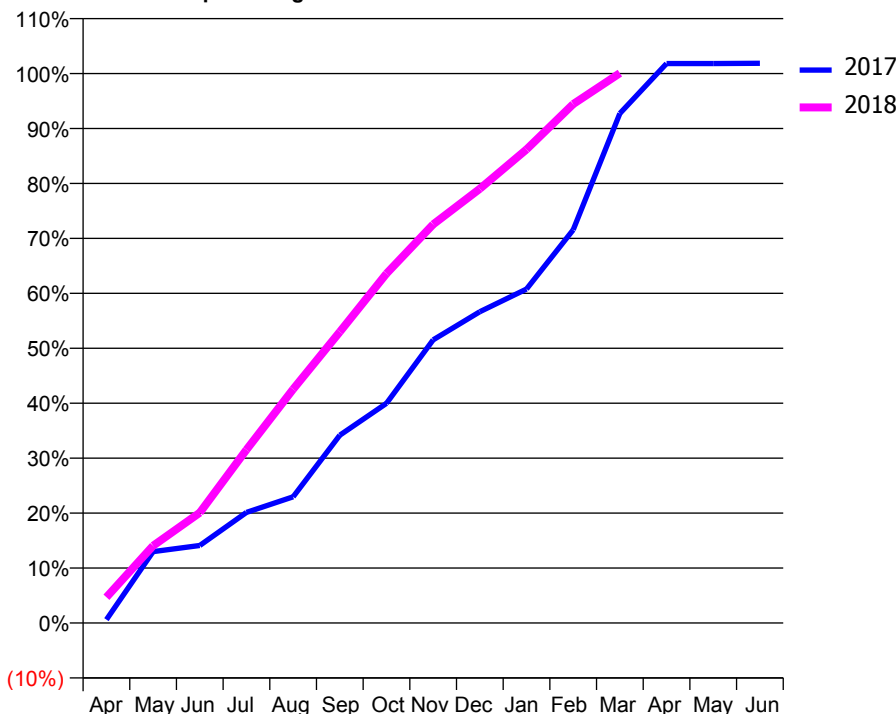
ACCESS*

Patients seen in 24 months	Total	Change since previous quarter
Quarter ending March 2017	1,452	
Quarter ending June 2017	1,491	↑
Quarter ending September 2017	1,512	→
Quarter ending December 2017	1,482	↓
Quarter ending March 2018	1,476	→
Variance since March 2017	1.7%	→



ACTIVITY

Cumulative percentage of contracted UDA delivered 2017 & 2018



Month	Adjusted Scheduled Activity (UDA)	
	2017	2018
April	22	167
May	462	500
June	502	714
July	716	1,122
August	817	1,514
September	1,216	1,885
October	1,422	2,263
November	1,834	2,581
December	2,016	2,812
January	2,163	3,067
February	2,546	3,360
March	3,299	3,560
April	3,623	
May	3,623	
June	3,624	

QUALITY

	Quantity	Base Number	Contract	AT	Region	England
% of FP17s for the same patient ID Re-attending within 3 months - Children	89	1,097	8.1%	10.9%	11.6%	11.9%
% of FP17s for the same patient ID Re-attending within 3 months - Adults	124	991	12.5%	14.7%	15.4%	16.0%
% of FP17s for the same patient ID Re-attending between 3 & 9 months - Children	749	1,097	68.3%	57.2%	59.4%	58.3%
% of FP17s for the same patient ID Re-attending between 3 & 9 months - Adults	494	991	49.8%	48.1%	51.3%	50.3%
% of FP17s for Band 1 Urgent Courses	121	1,896	6.4%	8.7%	8.0%	9.1%
% of FP17s Relating to Free Repair or Replacements	5	1,896	0.3%	0.7%	0.8%	0.8%
% of FP17s Relating to Continuations	21	1,896	1.1%	0.9%	1.0%	1.0%
% of Patients satisfied with the dentistry they have received	1	1	N/A	91.3%	91.7%	91.5%
% of Patients satisfied with the time they had to wait for an appointment	1	1	N/A	86.9%	88.3%	87.9%

* This is based on patients treated on this contract for their most recent course of treatment. Figures in italics indicate the base number of FP17s or Patient Questionnaire responses are less than 100. N/A is shown where the base number of responses is less than 10 during the period. % is calculated as Quantity/Base number*100

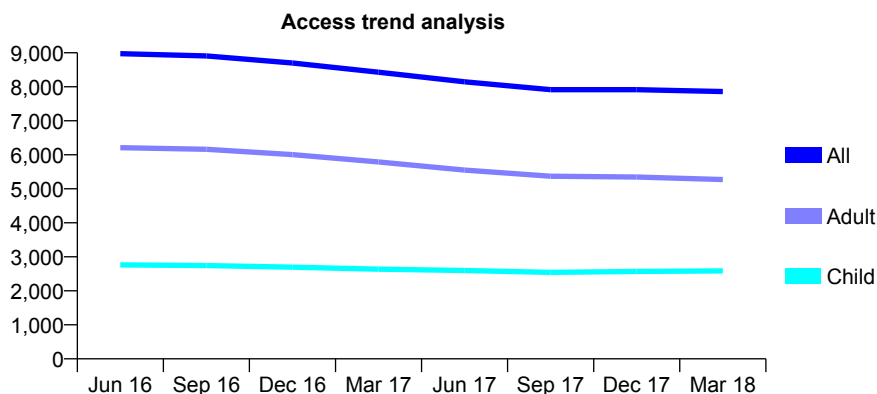
Q58 - Vital Signs At a Glance Contract Report for 101281/0162 - March 2018

Name or company name	OASIS DENTAL CARE LTD
Contract type name	GDS Contract
Purpose of contract	General
Contract start date	23/10/2006
Contract end date	

17/18 Contracted general activity (UDA)	26,700
Carry forward general activity (UDA)	-534
17/18 Contracted orthodontic activity (UOA)	0
Carry forward orthodontic activity (UOA)	0
Baseline contract value	£677,584.82

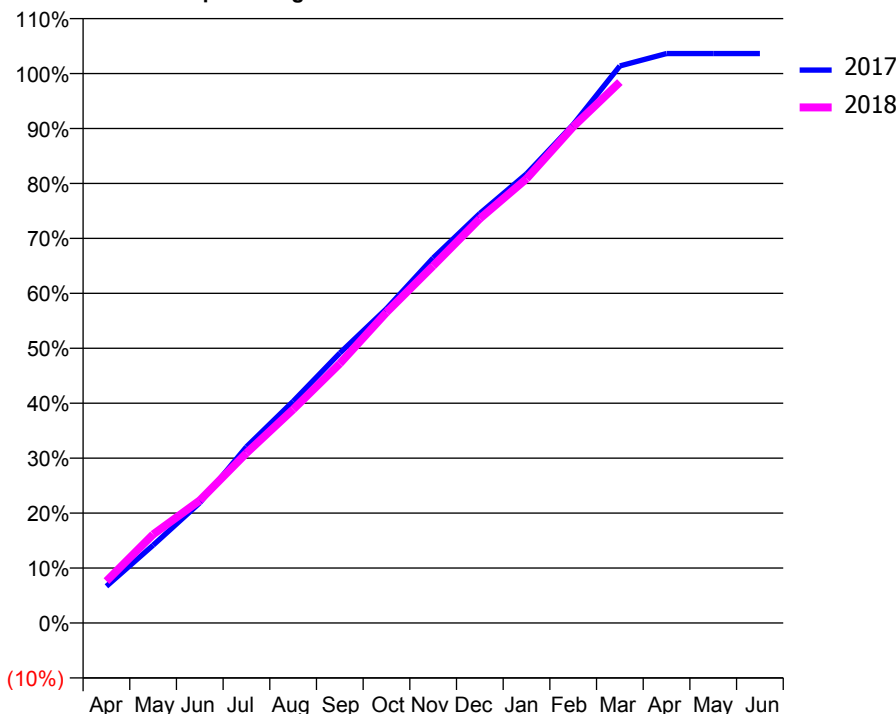
ACCESS*

Patients seen in 24 months	Total	Change since previous quarter
Quarter ending March 2017	8,430	
Quarter ending June 2017	8,148	↓
Quarter ending September 2017	7,915	↓
Quarter ending December 2017	7,917	→
Quarter ending March 2018	7,862	→
Variance since March 2017	(6.7%)	↓



ACTIVITY

Cumulative percentage of contracted UDA delivered 2017 & 2018



Month	Adjusted Scheduled Activity (UDA)	
	2017	2018
April	1,785	2,039
May	3,778	4,307
June	5,839	5,959
July	8,565	8,261
August	10,773	10,376
September	13,119	12,603
October	15,274	15,093
November	17,737	17,353
December	19,901	19,650
January	21,824	21,586
February	24,221	24,111
March	27,067	26,286
April	27,671	
May	27,671	
June	27,671	

QUALITY

	Quantity	Base Number	Contract	AT	Region	England
% of FP17s for the same patient ID Re-attending within 3 months - Children	401	3,922	10.2%	10.9%	11.6%	11.9%
% of FP17s for the same patient ID Re-attending within 3 months - Adults	1,869	7,977	23.4%	14.7%	15.4%	16.0%
% of FP17s for the same patient ID Re-attending between 3 & 9 months - Children	2,341	3,922	59.7%	57.2%	59.4%	58.3%
% of FP17s for the same patient ID Re-attending between 3 & 9 months - Adults	4,052	7,977	50.8%	48.1%	51.3%	50.3%
% of FP17s for Band 1 Urgent Courses	1,344	11,670	11.5%	8.7%	8.0%	9.1%
% of FP17s Relating to Free Repair or Replacements	448	11,670	3.8%	0.7%	0.8%	0.8%
% of FP17s Relating to Continuations	290	11,670	2.5%	0.9%	1.0%	1.0%
% of Patients satisfied with the dentistry they have received	3	3	N/A	91.3%	91.7%	91.5%
% of Patients satisfied with the time they had to wait for an appointment	2	3	N/A	86.9%	88.3%	87.9%

* This is based on patients treated on this contract for their most recent course of treatment. Figures in italics indicate the base number of FP17s or Patient Questionnaire responses are less than 100. N/A is shown where the base number of responses is less than 10 during the period. % is calculated as Quantity/Base number*100

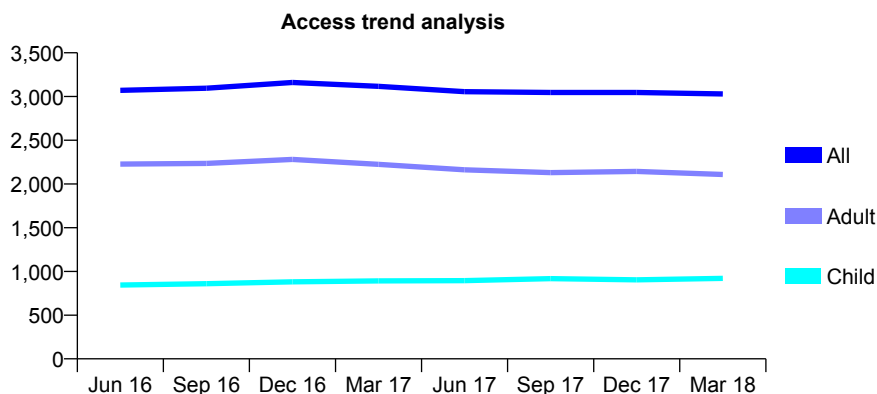
Q58 - Vital Signs At a Glance Contract Report for 101281/0192 - March 2018

Name or company name	OASIS DENTAL CARE LTD
Contract type name	GDS Contract
Purpose of contract	General
Contract start date	01/11/2008
Contract end date	

17/18 Contracted general activity (UDA)	9,273
Carry forward general activity (UDA)	-185
17/18 Contracted orthodontic activity (UOA)	0
Carry forward orthodontic activity (UOA)	0
Baseline contract value	£244,824.07

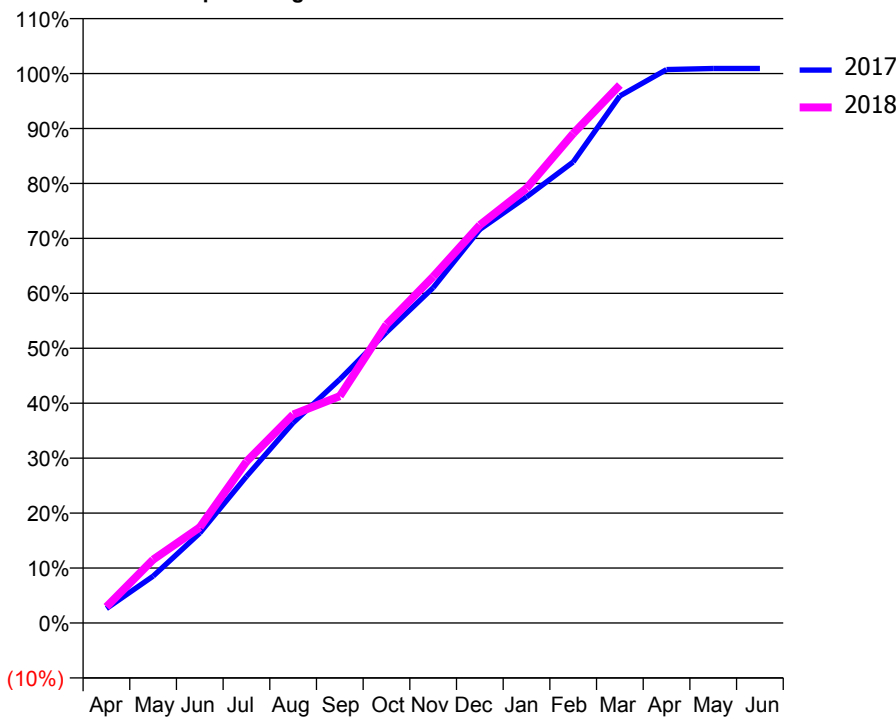
ACCESS*

Patients seen in 24 months	Total	Change since previous quarter
Quarter ending March 2017	3,116	
Quarter ending June 2017	3,056	↓
Quarter ending September 2017	3,047	→
Quarter ending December 2017	3,047	→
Quarter ending March 2018	3,029	→
Variance since March 2017	(2.8%)	↓



ACTIVITY

Cumulative percentage of contracted UDA delivered 2017 & 2018



Month	Adjusted Scheduled Activity (UDA)	
	2017	2018
April	244	273
May	791	1,071
June	1,518	1,615
July	2,475	2,725
August	3,378	3,518
September	4,113	3,829
October	4,907	5,038
November	5,659	5,844
December	6,643	6,715
January	7,190	7,334
February	7,779	8,260
March	8,893	9,078
April	9,341	
May	9,359	
June	9,359	

QUALITY

	Quantity	Base Number	Contract	AT	Region	England
% of FP17s for the same patient ID Re-attending within 3 months - Children	101	1,289	7.8%	10.9%	11.6%	11.9%
% of FP17s for the same patient ID Re-attending within 3 months - Adults	377	2,400	15.7%	14.7%	15.4%	16.0%
% of FP17s for the same patient ID Re-attending between 3 & 9 months - Children	712	1,289	55.2%	57.2%	59.4%	58.3%
% of FP17s for the same patient ID Re-attending between 3 & 9 months - Adults	974	2,400	40.6%	48.1%	51.3%	50.3%
% of FP17s for Band 1 Urgent Courses	326	3,524	9.3%	8.7%	8.0%	9.1%
% of FP17s Relating to Free Repair or Replacements	39	3,524	1.1%	0.7%	0.8%	0.8%
% of FP17s Relating to Continuations	3	3,524	0.1%	0.9%	1.0%	1.0%
% of Patients satisfied with the dentistry they have received	2	2	N/A	91.3%	91.7%	91.5%
% of Patients satisfied with the time they had to wait for an appointment	2	2	N/A	86.9%	88.3%	87.9%

* This is based on patients treated on this contract for their most recent course of treatment. Figures in italics indicate the base number of FP17s or Patient Questionnaire responses are less than 100. N/A is shown where the base number of responses is less than 10 during the period. % is calculated as Quantity/Base number*100

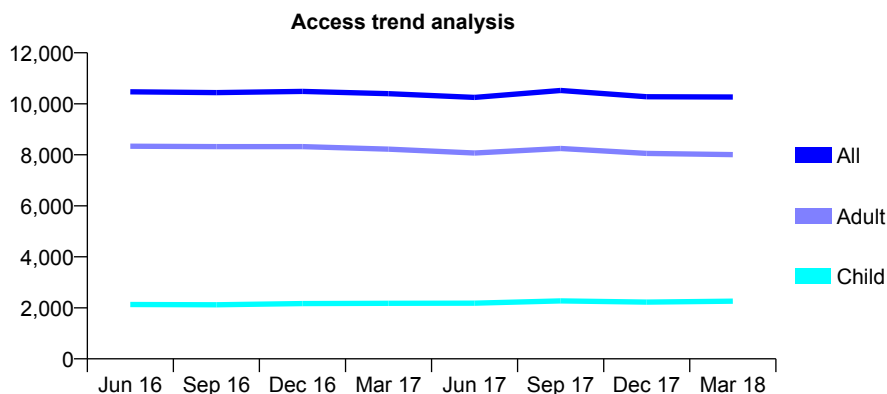
Q58 - Vital Signs At a Glance Contract Report for 101281/0229 - March 2018

Name or company name	OASIS DENTAL CARE LTD
Contract type name	PDS Contract
Purpose of contract	General
Contract start date	13/12/2010
Contract end date	30/09/2020

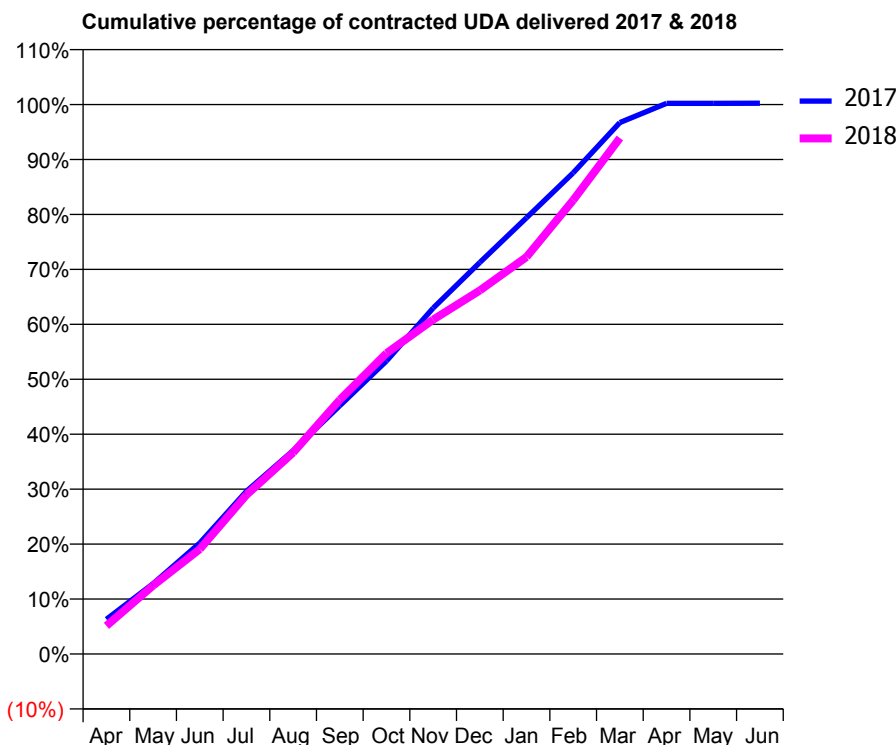
17/18 Contracted general activity (UDA)	28,900
Carry forward general activity (UDA)	-67
17/18 Contracted orthodontic activity (UOA)	0
Carry forward orthodontic activity (UOA)	0
Baseline contract value	£788,832.94

ACCESS*

Patients seen in 24 months	Total	Change since previous quarter
Quarter ending March 2017	10,397	
Quarter ending June 2017	10,253	↓
Quarter ending September 2017	10,522	↑
Quarter ending December 2017	10,277	↓
Quarter ending March 2018	10,269	→
Variance since March 2017	(1.2%)	↓



ACTIVITY



Month	Adjusted Scheduled Activity (UDA)	
	2017	2018
April	1,827	1,482
May	3,700	3,605
June	5,840	5,513
July	8,562	8,373
August	10,697	10,594
September	13,060	13,372
October	15,414	15,816
November	18,194	17,585
December	20,596	19,124
January	22,941	20,884
February	25,306	23,873
March	27,954	27,135
April	28,963	
May	28,964	
June	28,967	

QUALITY

	Quantity	Base Number	Contract	AT	Region	England
% of FP17s for the same patient ID Re-attending within 3 months - Children	490	3,241	15.1%	10.9%	11.6%	11.9%
% of FP17s for the same patient ID Re-attending within 3 months - Adults	2,055	9,810	20.9%	14.7%	15.4%	16.0%
% of FP17s for the same patient ID Re-attending between 3 & 9 months - Children	1,496	3,241	46.2%	57.2%	59.4%	58.3%
% of FP17s for the same patient ID Re-attending between 3 & 9 months - Adults	3,446	9,810	35.1%	48.1%	51.3%	50.3%
% of FP17s for Band 1 Urgent Courses	4,129	12,582	32.8%	8.7%	8.0%	9.1%
% of FP17s Relating to Free Repair or Replacements	231	12,582	1.8%	0.7%	0.8%	0.8%
% of FP17s Relating to Continuations	182	12,582	1.4%	0.9%	1.0%	1.0%
% of Patients satisfied with the dentistry they have received	20	24	83.3%	91.3%	91.7%	91.5%
% of Patients satisfied with the time they had to wait for an appointment	19	24	79.2%	86.9%	88.3%	87.9%

* This is based on patients treated on this contract for their most recent course of treatment. Figures in italics indicate the base number of FP17s or Patient Questionnaire responses are less than 100. N/A is shown where the base number of responses is less than 10 during the period. % is calculated as Quantity/Base number*100

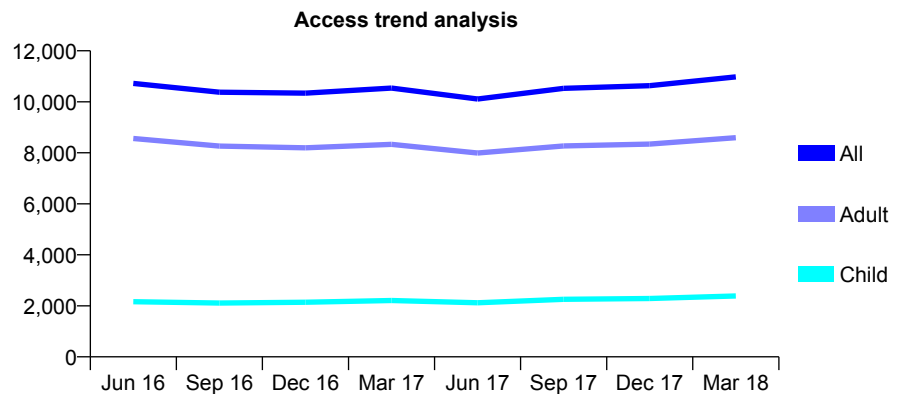
Q58 - Vital Signs At a Glance Contract Report for 101281/0234 - March 2018

Name or company name	OASIS DENTAL CARE LTD
Contract type name	PDS Contract
Purpose of contract	General
Contract start date	30/03/2011
Contract end date	30/09/2020

17/18 Contracted general activity (UDA)	26,363
Carry forward general activity (UDA)	198
17/18 Contracted orthodontic activity (UOA)	0
Carry forward orthodontic activity (UOA)	0
Baseline contract value	£719,552.01

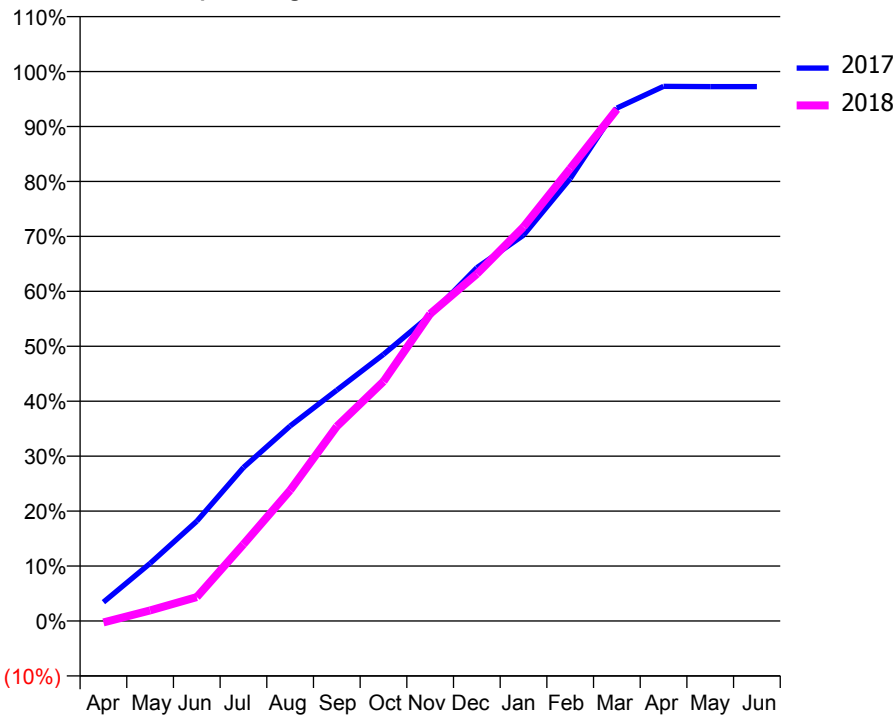
ACCESS*

Patients seen in 24 months	Total	Change since previous quarter
Quarter ending March 2017	10,541	
Quarter ending June 2017	10,111	↓
Quarter ending September 2017	10,527	↑
Quarter ending December 2017	10,635	→
Quarter ending March 2018	10,979	↑
Variance since March 2017	4.2%	↑



ACTIVITY

Cumulative percentage of contracted UDA delivered 2017 & 2018



Month	Adjusted Scheduled Activity (UDA)	
	2017	2018
April	907	-75
May	2,769	510
June	4,788	1,148
July	7,367	3,679
August	9,353	6,276
September	11,080	9,338
October	12,793	11,496
November	14,665	14,738
December	16,951	16,650
January	18,510	18,907
February	21,223	21,710
March	24,605	24,551
April	25,650	
May	25,637	
June	25,637	

QUALITY

	Quantity	Base Number	Contract	AT	Region	England
% of FP17s for the same patient ID Re-attending within 3 months - Children	352	3,104	11.3%	10.9%	11.6%	11.9%
% of FP17s for the same patient ID Re-attending within 3 months - Adults	1,666	9,706	17.2%	14.7%	15.4%	16.0%
% of FP17s for the same patient ID Re-attending between 3 & 9 months - Children	1,287	3,104	41.5%	57.2%	59.4%	58.3%
% of FP17s for the same patient ID Re-attending between 3 & 9 months - Adults	2,452	9,706	25.3%	48.1%	51.3%	50.3%
% of FP17s for Band 1 Urgent Courses	5,481	12,292	44.6%	8.7%	8.0%	9.1%
% of FP17s Relating to Free Repair or Replacements	45	12,292	0.4%	0.7%	0.8%	0.8%
% of FP17s Relating to Continuations	141	12,292	1.1%	0.9%	1.0%	1.0%
% of Patients satisfied with the dentistry they have received	8	8	N/A	91.3%	91.7%	91.5%
% of Patients satisfied with the time they had to wait for an appointment	7	8	N/A	86.9%	88.3%	87.9%

* This is based on patients treated on this contract for their most recent course of treatment. Figures in italics indicate the base number of FP17s or Patient Questionnaire responses are less than 100. N/A is shown where the base number of responses is less than 10 during the period. % is calculated as Quantity/Base number*100

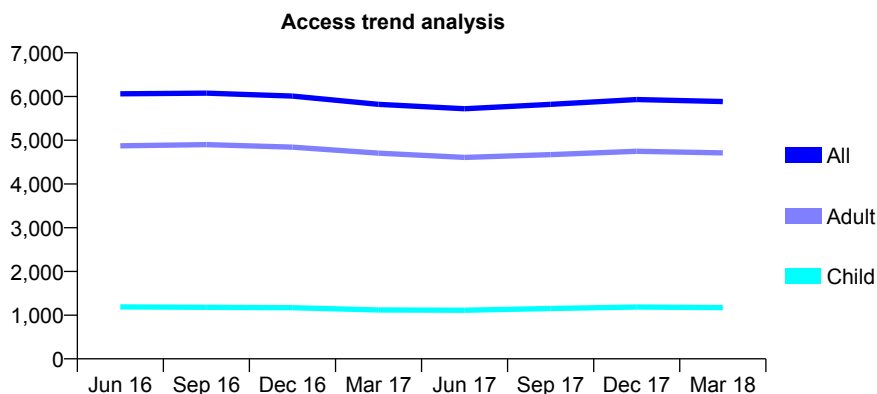
Q58 - Vital Signs At a Glance Contract Report for 101281/0236 - March 2018

Name or company name	OASIS DENTAL CARE LTD
Contract type name	PDS Contract
Purpose of contract	General
Contract start date	16/05/2011
Contract end date	30/09/2020

17/18 Contracted general activity (UDA)	21,600
Carry forward general activity (UDA)	3,139
17/18 Contracted orthodontic activity (UOA)	0
Carry forward orthodontic activity (UOA)	0
Baseline contract value	£589,577.59

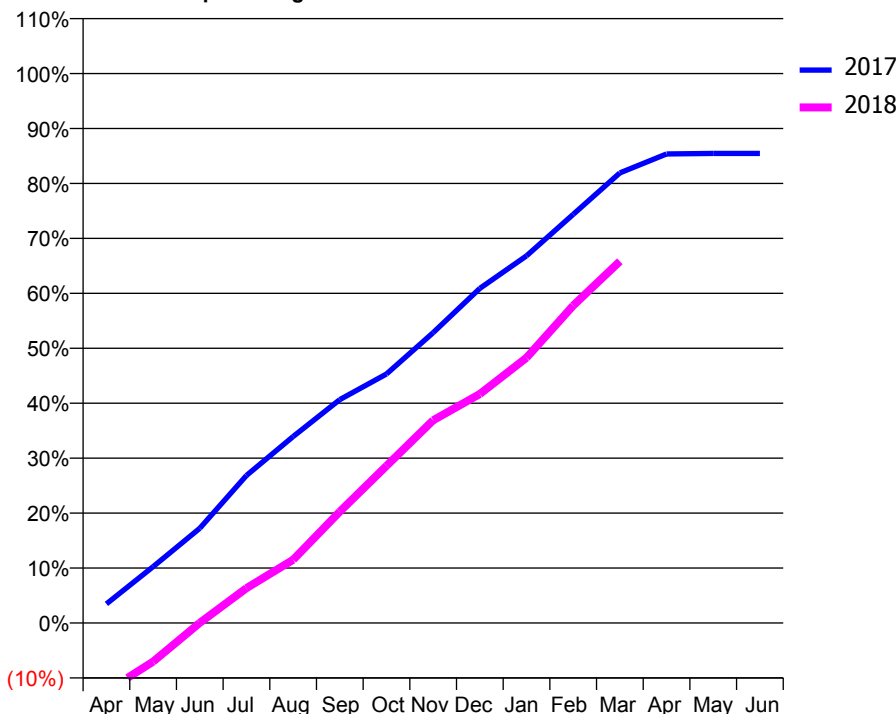
ACCESS*

Patients seen in 24 months	Total	Change since previous quarter
Quarter ending March 2017	5,822	
Quarter ending June 2017	5,720	↓
Quarter ending September 2017	5,821	→
Quarter ending December 2017	5,932	→
Quarter ending March 2018	5,885	→
Variance since March 2017	1.1%	→



ACTIVITY

Cumulative percentage of contracted UDA delivered 2017 & 2018



Month	Adjusted Scheduled Activity (UDA)	
	2017	2018
April	750	-2,689
May	2,212	-1,525
June	3,726	9
July	5,801	1,369
August	7,331	2,485
September	8,782	4,381
October	9,791	6,176
November	11,415	7,968
December	13,153	9,003
January	14,432	10,429
February	16,062	12,476
March	17,693	14,220
April	18,439	
May	18,460	
June	18,461	

QUALITY

	Quantity	Base Number	Contract	AT	Region	England
% of FP17s for the same patient ID Re-attending within 3 months - Children	164	1,707	9.6%	10.9%	11.6%	11.9%
% of FP17s for the same patient ID Re-attending within 3 months - Adults	1,139	6,499	17.5%	14.7%	15.4%	16.0%
% of FP17s for the same patient ID Re-attending between 3 & 9 months - Children	857	1,707	50.2%	57.2%	59.4%	58.3%
% of FP17s for the same patient ID Re-attending between 3 & 9 months - Adults	2,986	6,499	45.9%	48.1%	51.3%	50.3%
% of FP17s for Band 1 Urgent Courses	1,389	7,860	17.7%	8.7%	8.0%	9.1%
% of FP17s Relating to Free Repair or Replacements	121	7,860	1.5%	0.7%	0.8%	0.8%
% of FP17s Relating to Continuations	132	7,860	1.7%	0.9%	1.0%	1.0%
% of Patients satisfied with the dentistry they have received	6	6	N/A	91.3%	91.7%	91.5%
% of Patients satisfied with the time they had to wait for an appointment	5	6	N/A	86.9%	88.3%	87.9%

* This is based on patients treated on this contract for their most recent course of treatment. Figures in italics indicate the base number of FP17s or Patient Questionnaire responses are less than 100. N/A is shown where the base number of responses is less than 10 during the period. % is calculated as Quantity/Base number*100

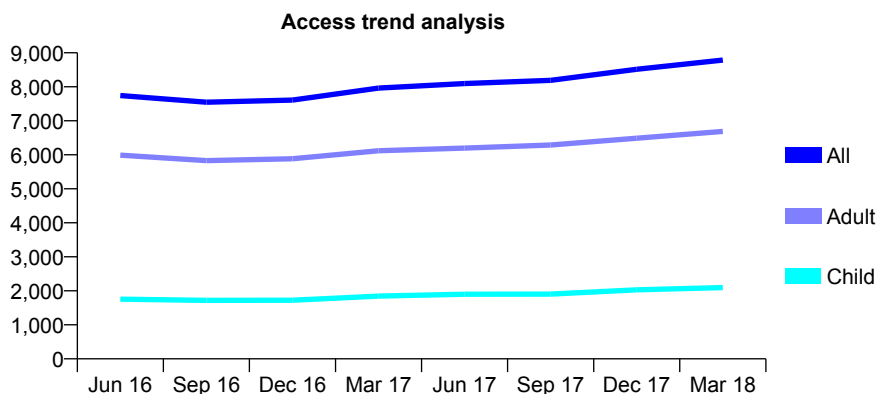
Q58 - Vital Signs At a Glance Contract Report for 101281/0238 - March 2018

Name or company name	OASIS DENTAL CARE LTD
Contract type name	PDS Contract
Purpose of contract	General
Contract start date	24/11/2011
Contract end date	30/09/2020

17/18 Contracted general activity (UDA)	23,250
Carry forward general activity (UDA)	0
17/18 Contracted orthodontic activity (UOA)	0
Carry forward orthodontic activity (UOA)	0
Baseline contract value	£634,585.77

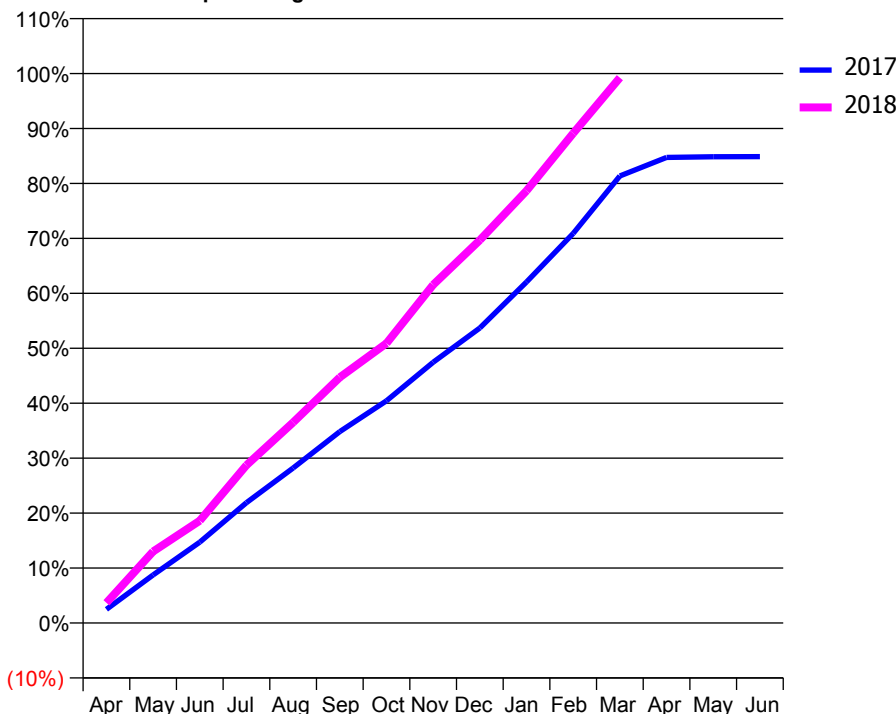
ACCESS*

Patients seen in 24 months	Total	Change since previous quarter
Quarter ending March 2017	7,964	
Quarter ending June 2017	8,098	→
Quarter ending September 2017	8,192	→
Quarter ending December 2017	8,517	↑
Quarter ending March 2018	8,786	↑
Variance since March 2017	10.3%	↑



ACTIVITY

Cumulative percentage of contracted UDA delivered 2017 & 2018



Month	Adjusted Scheduled Activity (UDA)	
	2017	2018
April	577	857
May	2,032	3,028
June	3,422	4,328
July	5,093	6,675
August	6,559	8,491
September	8,097	10,397
October	9,403	11,835
November	11,036	14,313
December	12,484	16,199
January	14,429	18,287
February	16,481	20,721
March	18,914	23,072
April	19,697	
May	19,730	
June	19,731	

QUALITY

	Quantity	Base Number	Contract	AT	Region	England
% of FP17s for the same patient ID Re-attending within 3 months - Children	256	2,903	8.8%	10.9%	11.6%	11.9%
% of FP17s for the same patient ID Re-attending within 3 months - Adults	1,398	8,384	16.7%	14.7%	15.4%	16.0%
% of FP17s for the same patient ID Re-attending between 3 & 9 months - Children	1,377	2,903	47.4%	57.2%	59.4%	58.3%
% of FP17s for the same patient ID Re-attending between 3 & 9 months - Adults	3,300	8,384	39.4%	48.1%	51.3%	50.3%
% of FP17s for Band 1 Urgent Courses	2,562	10,860	23.6%	8.7%	8.0%	9.1%
% of FP17s Relating to Free Repair or Replacements	76	10,860	0.7%	0.7%	0.8%	0.8%
% of FP17s Relating to Continuations	65	10,860	0.6%	0.9%	1.0%	1.0%
% of Patients satisfied with the dentistry they have received	13	14	92.9%	91.3%	91.7%	91.5%
% of Patients satisfied with the time they had to wait for an appointment	12	14	85.7%	86.9%	88.3%	87.9%

* This is based on patients treated on this contract for their most recent course of treatment. Figures in italics indicate the base number of FP17s or Patient Questionnaire responses are less than 100. N/A is shown where the base number of responses is less than 10 during the period. % is calculated as Quantity/Base number*100

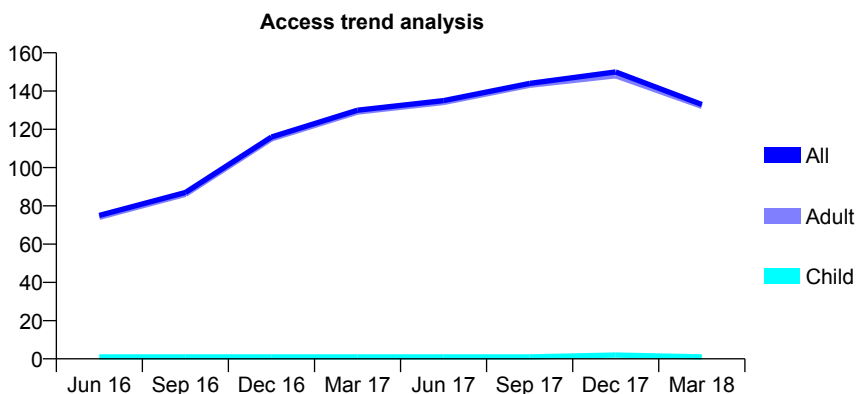
Q58 - Vital Signs At a Glance Contract Report for 101281/0255 - March 2018

Name or company name	OASIS DENTAL CARE LTD
Contract type name	PDS Contract
Purpose of contract	General
Contract start date	01/01/2014
Contract end date	31/03/2018

17/18 Contracted general activity (UDA)	717
Carry forward general activity (UDA)	0
17/18 Contracted orthodontic activity (UOA)	0
Carry forward orthodontic activity (UOA)	0
Baseline contract value	£26,801.02

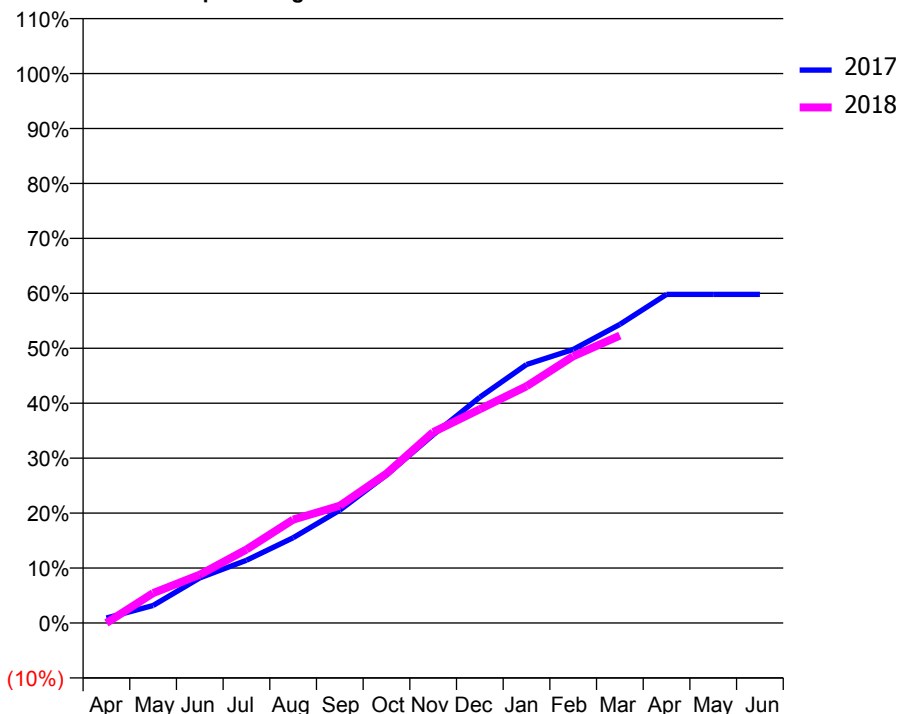
ACCESS*

Patients seen in 24 months	Total	Change since previous quarter
Quarter ending March 2017	130	
Quarter ending June 2017	135	↑
Quarter ending September 2017	144	↑
Quarter ending December 2017	150	↑
Quarter ending March 2018	133	↓
Variance since March 2017	2.3%	↑



ACTIVITY

Cumulative percentage of contracted UDA delivered 2017 & 2018



Month	Adjusted Scheduled Activity (UDA)	
	2017	2018
April	6	0
May	21	39
June	54	63
July	75	96
August	102	135
September	135	153
October	177	195
November	225	249
December	270	279
January	309	309
February	327	348
March	357	375
April	393	
May	393	
June	393	

QUALITY

	Quantity	Base Number	Contract	AT	Region	England
% of FP17s for the same patient ID Re-attending within 3 months - Children	0	1	0.0%	10.9%	11.6%	11.9%
% of FP17s for the same patient ID Re-attending within 3 months - Adults	0	137	0.0%	14.7%	15.4%	16.0%
% of FP17s for the same patient ID Re-attending between 3 & 9 months - Children	0	1	0.0%	57.2%	59.4%	58.3%
% of FP17s for the same patient ID Re-attending between 3 & 9 months - Adults	0	137	0.0%	48.1%	51.3%	50.3%
% of FP17s for Band 1 Urgent Courses	0	126	0.0%	8.7%	8.0%	9.1%
% of FP17s Relating to Free Repair or Replacements	0	126	0.0%	0.7%	0.8%	0.8%
% of FP17s Relating to Continuations	0	126	0.0%	0.9%	1.0%	1.0%
% of Patients satisfied with the dentistry they have received	0	0	N/A	91.3%	91.7%	91.5%
% of Patients satisfied with the time they had to wait for an appointment	0	0	N/A	86.9%	88.3%	87.9%

* This is based on patients treated on this contract for their most recent course of treatment. Figures in italics indicate the base number of FP17s or Patient Questionnaire responses are less than 100. N/A is shown where the base number of responses is less than 10 during the period. % is calculated as Quantity/Base number*100

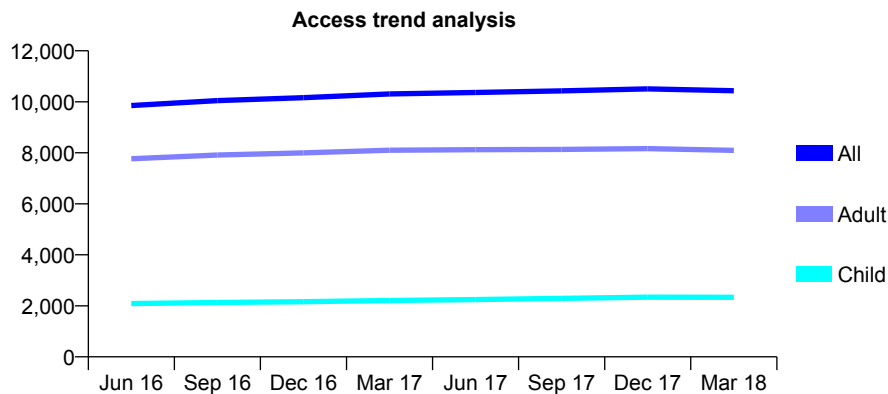
Q58 - Vital Signs At a Glance Contract Report for 101338/0048 - March 2018

Name or company name	Whitecross Dental Care Limited
Contract type name	Pilot Contract
Purpose of contract	General
Contract start date	01/04/2007
Contract end date	

17/18 Contracted general activity (UDA)	41,400
Carry forward general activity (UDA)	0
17/18 Contracted orthodontic activity (UOA)	0
Carry forward orthodontic activity (UOA)	0
Baseline contract value	£1,148,069.06

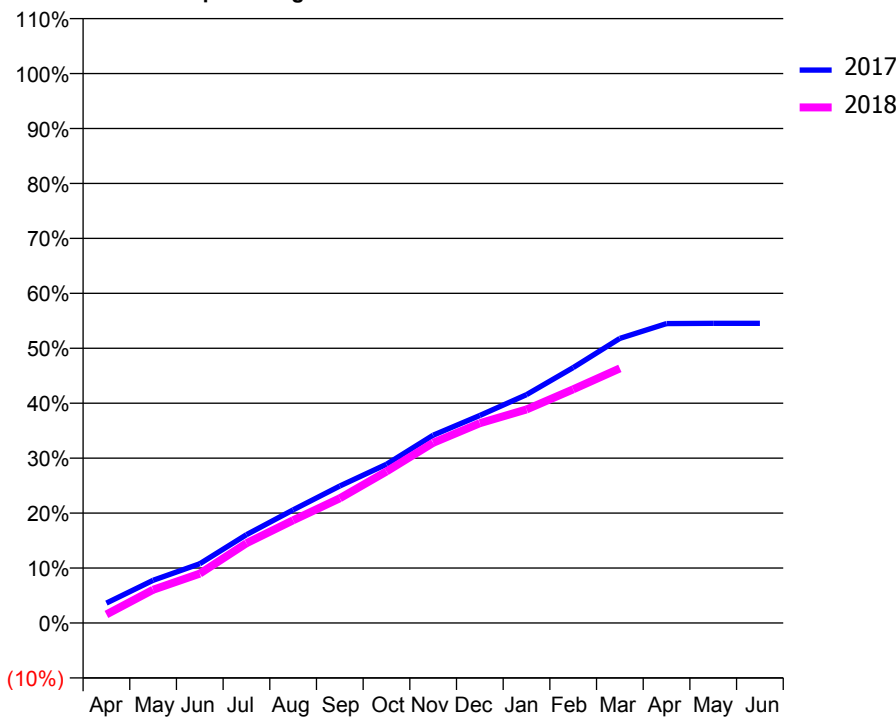
ACCESS*

Patients seen in 24 months	Total	Change since previous quarter
Quarter ending March 2017	10,310	
Quarter ending June 2017	10,368	→
Quarter ending September 2017	10,427	→
Quarter ending December 2017	10,505	→
Quarter ending March 2018	10,435	→
Variance since March 2017	1.2%	→



ACTIVITY

Cumulative percentage of contracted UDA delivered 2017 & 2018



Month	Adjusted Scheduled Activity (UDA)	
	2017	2018
April	1,498	650
May	3,222	2,502
June	4,465	3,718
July	6,656	6,013
August	8,527	7,739
September	10,328	9,400
October	11,962	11,414
November	14,150	13,574
December	15,633	15,055
January	17,206	16,091
February	19,249	17,611
March	21,443	19,187
April	22,563	
May	22,581	
June	22,583	

QUALITY

	Quantity	Base Number	Contract	AT	Region	England
% of FP17s for the same patient ID Re-attending within 3 months - Children	45	2,139	2.1%	10.9%	11.6%	11.9%
% of FP17s for the same patient ID Re-attending within 3 months - Adults	415	7,218	5.7%	14.7%	15.4%	16.0%
% of FP17s for the same patient ID Re-attending between 3 & 9 months - Children	763	2,139	35.7%	57.2%	59.4%	58.3%
% of FP17s for the same patient ID Re-attending between 3 & 9 months - Adults	2,119	7,218	29.4%	48.1%	51.3%	50.3%
% of FP17s for Band 1 Urgent Courses	432	8,922	4.8%	8.7%	8.0%	9.1%
% of FP17s Relating to Free Repair or Replacements	31	8,922	0.3%	0.7%	0.8%	0.8%
% of FP17s Relating to Continuations	72	8,922	0.8%	0.9%	1.0%	1.0%
% of Patients satisfied with the dentistry they have received	2	2	N/A	91.3%	91.7%	91.5%
% of Patients satisfied with the time they had to wait for an appointment	1	2	N/A	86.9%	88.3%	87.9%

* This is based on patients treated on this contract for their most recent course of treatment. Figures in italics indicate the base number of FP17s or Patient Questionnaire responses are less than 100. N/A is shown where the base number of responses is less than 10 during the period. % is calculated as Quantity/Base number*100

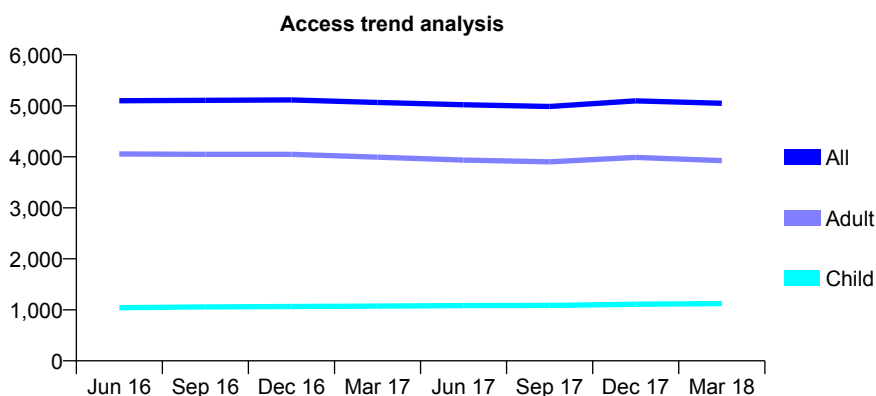
Q58 - Vital Signs At a Glance Contract Report for 101338/0065 - March 2018

Name or company name	Whitecross Dental Care Limited
Contract type name	GDS Contract
Purpose of contract	General
Contract start date	01/06/2008
Contract end date	

17/18 Contracted general activity (UDA)	13,500
Carry forward general activity (UDA)	-32
17/18 Contracted orthodontic activity (UOA)	0
Carry forward orthodontic activity (UOA)	0
Baseline contract value	£320,339.09

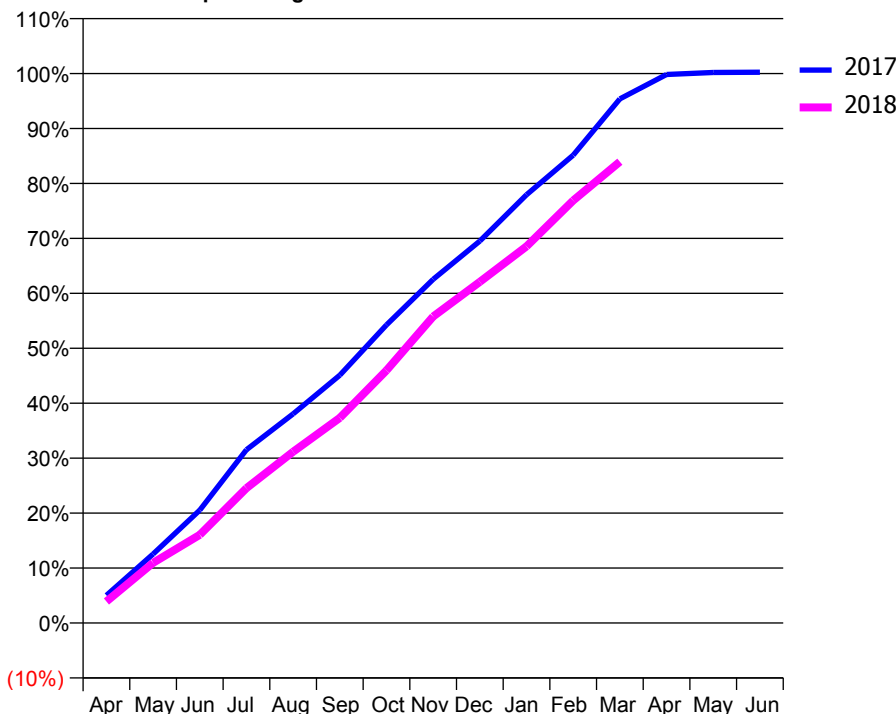
ACCESS*

Patients seen in 24 months	Total	Change since previous quarter
Quarter ending March 2017	5,066	
Quarter ending June 2017	5,020	→
Quarter ending September 2017	4,987	→
Quarter ending December 2017	5,097	↑
Quarter ending March 2018	5,049	→
Variance since March 2017	(0.3%)	→



ACTIVITY

Cumulative percentage of contracted UDA delivered 2017 & 2018



Adjusted Scheduled Activity (UDA)

Month	2017	2018
April	679	529
May	1,695	1,478
June	2,774	2,167
July	4,256	3,314
August	5,137	4,209
September	6,087	5,040
October	7,325	6,205
November	8,444	7,529
December	9,384	8,383
January	10,520	9,253
February	11,494	10,380
March	12,875	11,334
April	13,477	
May	13,525	
June	13,532	

QUALITY

	Quantity	Base Number	Contract	AT	Region	England
% of FP17s for the same patient ID Re-attending within 3 months - Children	107	1,474	7.3%	10.9%	11.6%	11.9%
% of FP17s for the same patient ID Re-attending within 3 months - Adults	442	4,218	10.5%	14.7%	15.4%	16.0%
% of FP17s for the same patient ID Re-attending between 3 & 9 months - Children	686	1,474	46.5%	57.2%	59.4%	58.3%
% of FP17s for the same patient ID Re-attending between 3 & 9 months - Adults	1,723	4,218	40.8%	48.1%	51.3%	50.3%
% of FP17s for Band 1 Urgent Courses	332	5,436	6.1%	8.7%	8.0%	9.1%
% of FP17s Relating to Free Repair or Replacements	8	5,436	0.1%	0.7%	0.8%	0.8%
% of FP17s Relating to Continuations	69	5,436	1.3%	0.9%	1.0%	1.0%
% of Patients satisfied with the dentistry they have received	3	3	N/A	91.3%	91.7%	91.5%
% of Patients satisfied with the time they had to wait for an appointment	2	3	N/A	86.9%	88.3%	87.9%

* This is based on patients treated on this contract for their most recent course of treatment. Figures in italics indicate the base number of FP17s or Patient Questionnaire responses are less than 100. N/A is shown where the base number of responses is less than 10 during the period. % is calculated as Quantity/Base number*100

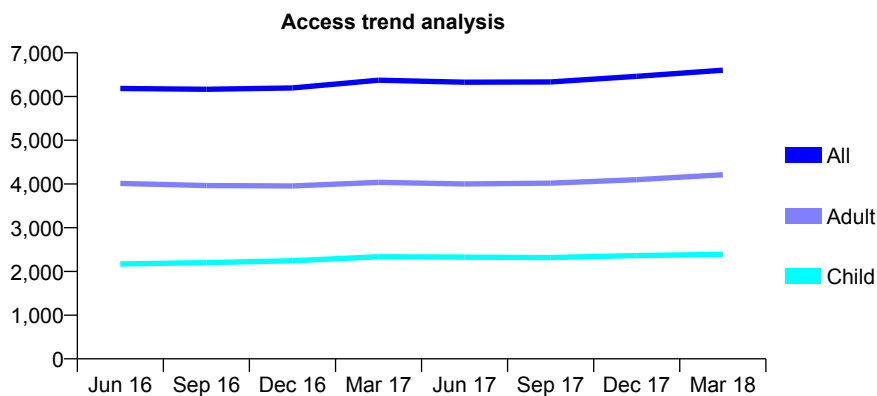
Q58 - Vital Signs At a Glance Contract Report for 101362/0001 - March 2018

Name or company name	Rodericks Dental Limited
Contract type name	Pilot Contract
Purpose of contract	General
Contract start date	01/04/2006
Contract end date	

17/18 Contracted general activity (UDA)	18,000
Carry forward general activity (UDA)	0
17/18 Contracted orthodontic activity (UOA)	0
Carry forward orthodontic activity (UOA)	0
Baseline contract value	£610,183.47

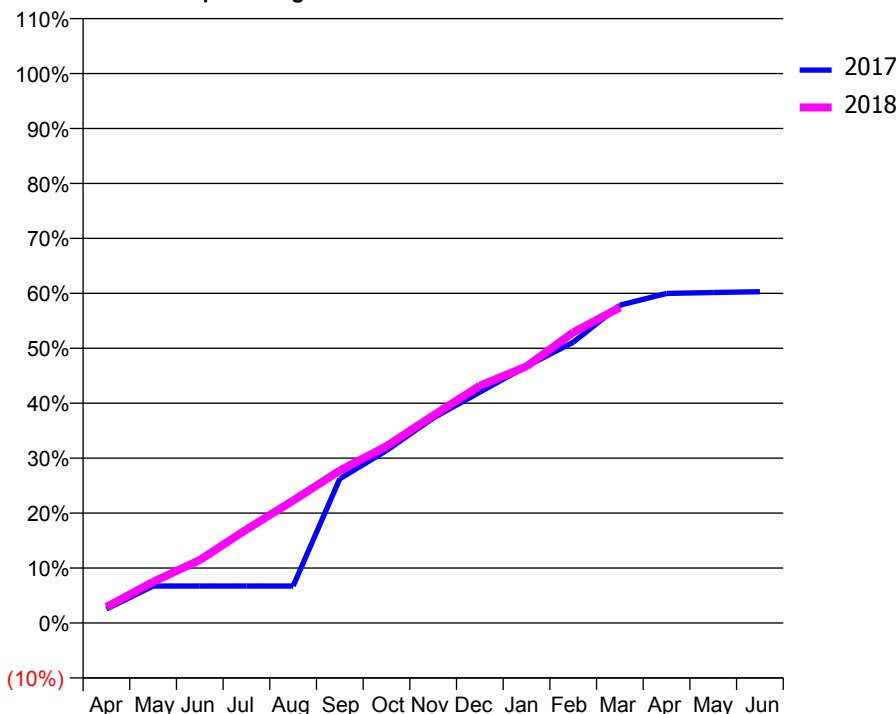
ACCESS*

Patients seen in 24 months	Total	Change since previous quarter
Quarter ending March 2017	6,374	
Quarter ending June 2017	6,328	→
Quarter ending September 2017	6,335	→
Quarter ending December 2017	6,461	→
Quarter ending March 2018	6,601	↑
Variance since March 2017	3.6%	↑



ACTIVITY

Cumulative percentage of contracted UDA delivered 2017 & 2018



Adjusted Scheduled Activity (UDA)

Month	2017	2018
April	460	527
May	1,211	1,349
June	1,211	2,066
July	1,211	3,063
August	1,211	4,011
September	4,727	4,995
October	5,651	5,794
November	6,716	6,799
December	7,565	7,771
January	8,411	8,406
February	9,198	9,519
March	10,410	10,339
April	10,794	
May	10,827	
June	10,852	

QUALITY

	Quantity	Base Number	Contract	AT	Region	England
% of FP17s for the same patient ID Re-attending within 3 months - Children	156	3,376	4.6%	10.9%	11.6%	11.9%
% of FP17s for the same patient ID Re-attending within 3 months - Adults	351	4,822	7.3%	14.7%	15.4%	16.0%
% of FP17s for the same patient ID Re-attending between 3 & 9 months - Children	2,121	3,376	62.8%	57.2%	59.4%	58.3%
% of FP17s for the same patient ID Re-attending between 3 & 9 months - Adults	2,265	4,822	47.0%	48.1%	51.3%	50.3%
% of FP17s for Band 1 Urgent Courses	435	7,325	5.9%	8.7%	8.0%	9.1%
% of FP17s Relating to Free Repair or Replacements	20	7,325	0.3%	0.7%	0.8%	0.8%
% of FP17s Relating to Continuations	2	7,325	0.0%	0.9%	1.0%	1.0%
% of Patients satisfied with the dentistry they have received	3	3	N/A	91.3%	91.7%	91.5%
% of Patients satisfied with the time they had to wait for an appointment	3	3	N/A	86.9%	88.3%	87.9%

* This is based on patients treated on this contract for their most recent course of treatment. Figures in italics indicate the base number of FP17s or Patient Questionnaire responses are less than 100. N/A is shown where the base number of responses is less than 10 during the period. % is calculated as Quantity/Base number*100

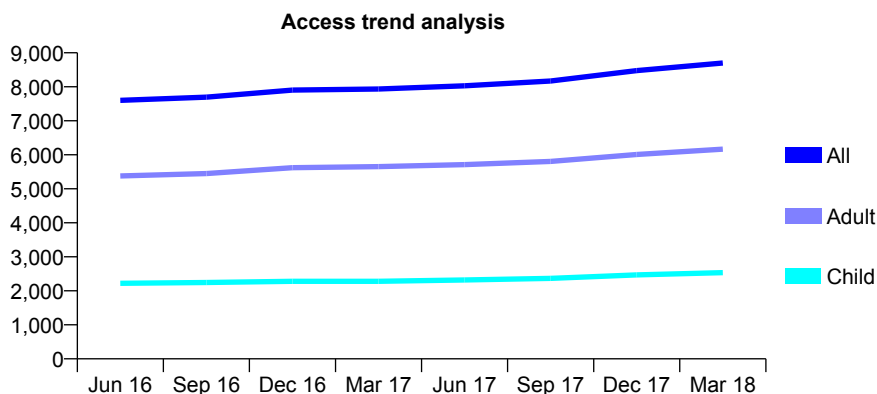
Q58 - Vital Signs At a Glance Contract Report for 101362/0002 - March 2018

Name or company name	Rodericks Dental Limited
Contract type name	GDS Contract
Purpose of contract	General
Contract start date	02/10/2006
Contract end date	

17/18 Contracted general activity (UDA)	21,795
Carry forward general activity (UDA)	63
17/18 Contracted orthodontic activity (UOA)	0
Carry forward orthodontic activity (UOA)	0
Baseline contract value	£492,011.80

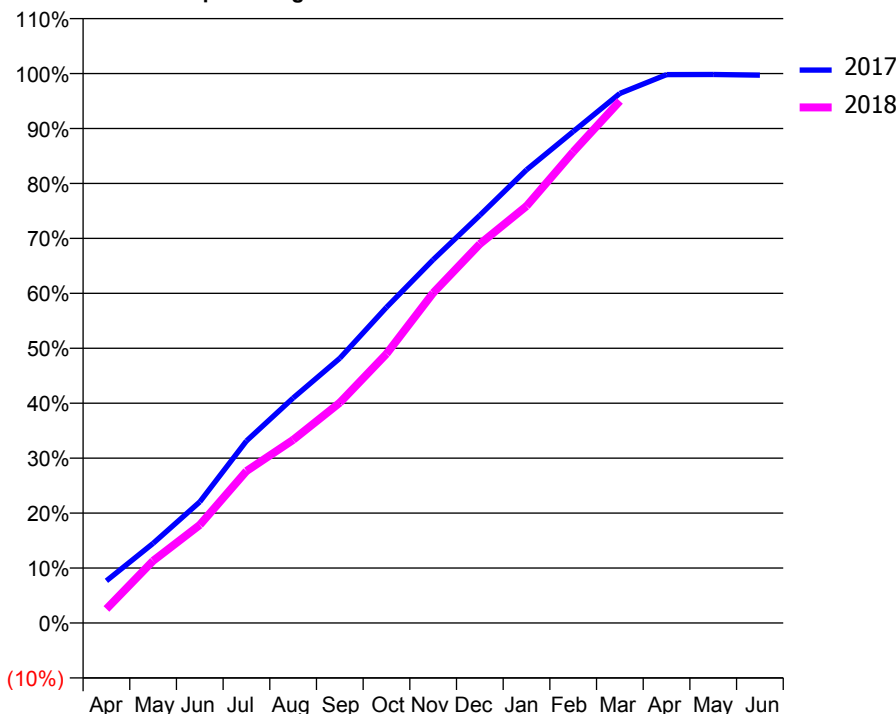
ACCESS*

Patients seen in 24 months	Total	Change since previous quarter
Quarter ending March 2017	7,934	
Quarter ending June 2017	8,031	→
Quarter ending September 2017	8,172	→
Quarter ending December 2017	8,478	↑
Quarter ending March 2018	8,699	↑
Variance since March 2017	9.6%	↑



ACTIVITY

Cumulative percentage of contracted UDA delivered 2017 & 2018



Month	Adjusted Scheduled Activity (UDA)	
	2017	2018
April	1,672	559
May	3,161	2,467
June	4,806	3,888
July	7,225	6,027
August	8,926	7,267
September	10,499	8,739
October	12,524	10,675
November	14,409	13,091
December	16,170	15,036
January	17,973	16,537
February	19,492	18,688
March	21,004	20,706
April	21,750	
May	21,755	
June	21,731	

QUALITY

	Quantity	Base Number	Contract	AT	Region	England
% of FP17s for the same patient ID Re-attending within 3 months - Children	312	3,797	8.2%	10.9%	11.6%	11.9%
% of FP17s for the same patient ID Re-attending within 3 months - Adults	1,246	8,357	14.9%	14.7%	15.4%	16.0%
% of FP17s for the same patient ID Re-attending between 3 & 9 months - Children	2,201	3,797	58.0%	57.2%	59.4%	58.3%
% of FP17s for the same patient ID Re-attending between 3 & 9 months - Adults	4,269	8,357	51.1%	48.1%	51.3%	50.3%
% of FP17s for Band 1 Urgent Courses	1,031	11,732	8.8%	8.7%	8.0%	9.1%
% of FP17s Relating to Free Repair or Replacements	89	11,732	0.8%	0.7%	0.8%	0.8%
% of FP17s Relating to Continuations	44	11,732	0.4%	0.9%	1.0%	1.0%
% of Patients satisfied with the dentistry they have received	5	6	N/A	91.3%	91.7%	91.5%
% of Patients satisfied with the time they had to wait for an appointment	6	6	N/A	86.9%	88.3%	87.9%

* This is based on patients treated on this contract for their most recent course of treatment. Figures in italics indicate the base number of FP17s or Patient Questionnaire responses are less than 100. N/A is shown where the base number of responses is less than 10 during the period. % is calculated as Quantity/Base number*100

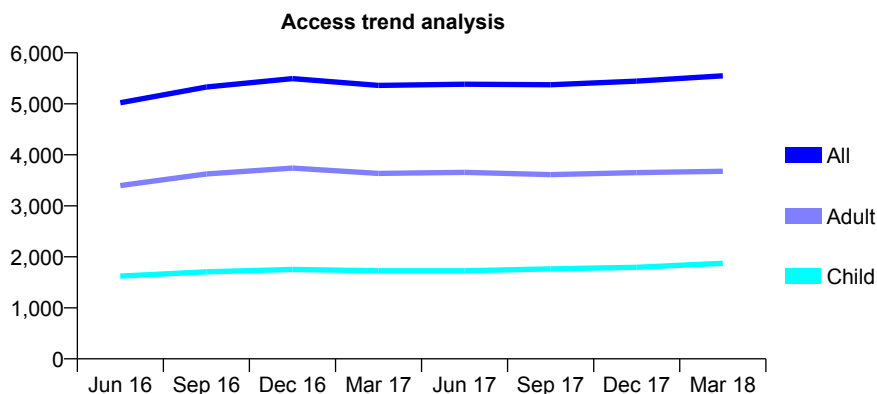
Q58 - Vital Signs At a Glance Contract Report for 101362/0009 - March 2018

Name or company name	Rodericks Dental Limited
Contract type name	GDS Contract
Purpose of contract	General
Contract start date	01/06/2008
Contract end date	

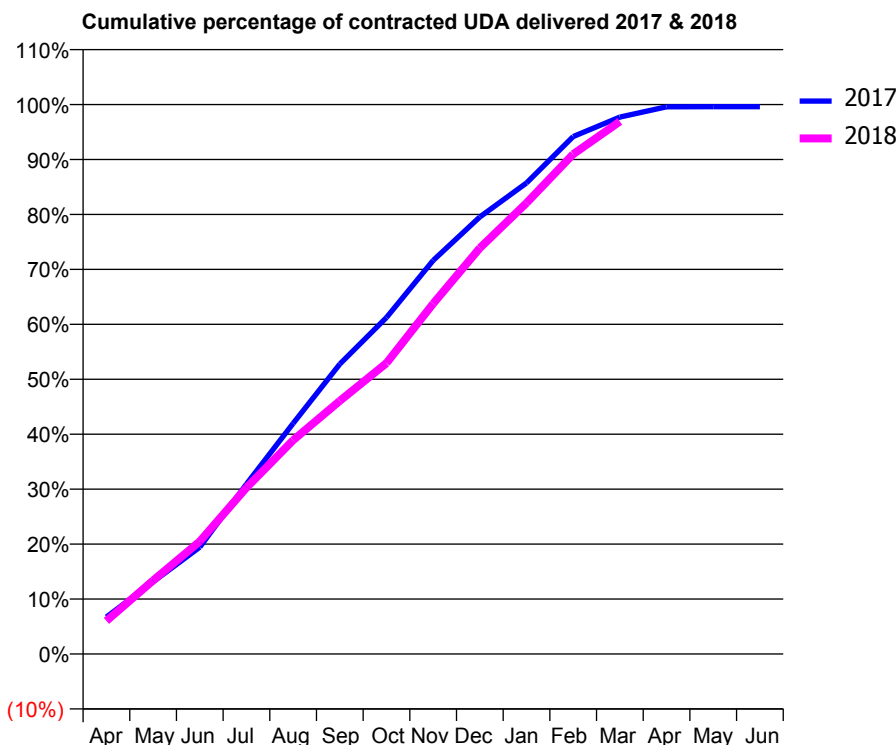
17/18 Contracted general activity (UDA)	12,918
Carry forward general activity (UDA)	51
17/18 Contracted orthodontic activity (UOA)	0
Carry forward orthodontic activity (UOA)	0
Baseline contract value	£293,488.56

ACCESS*

Patients seen in 24 months	Total	Change since previous quarter
Quarter ending March 2017	5,362	
Quarter ending June 2017	5,384	→
Quarter ending September 2017	5,374	→
Quarter ending December 2017	5,445	→
Quarter ending March 2018	5,550	→
Variance since March 2017	3.5%	↑



ACTIVITY



Month	Adjusted Scheduled Activity (UDA)	
	2017	2018
April	869	780
May	1,697	1,729
June	2,512	2,647
July	3,996	3,911
August	5,423	5,026
September	6,816	5,952
October	7,911	6,840
November	9,252	8,237
December	10,275	9,543
January	11,075	10,603
February	12,164	11,749
March	12,623	12,520
April	12,864	
May	12,865	
June	12,867	

QUALITY

	Quantity	Base Number	Contract	AT	Region	England
% of FP17s for the same patient ID Re-attending within 3 months - Children	175	2,381	7.3%	10.9%	11.6%	11.9%
% of FP17s for the same patient ID Re-attending within 3 months - Adults	555	3,722	14.9%	14.7%	15.4%	16.0%
% of FP17s for the same patient ID Re-attending between 3 & 9 months - Children	1,160	2,381	48.7%	57.2%	59.4%	58.3%
% of FP17s for the same patient ID Re-attending between 3 & 9 months - Adults	1,311	3,722	35.2%	48.1%	51.3%	50.3%
% of FP17s for Band 1 Urgent Courses	569	6,012	9.5%	8.7%	8.0%	9.1%
% of FP17s Relating to Free Repair or Replacements	31	6,012	0.5%	0.7%	0.8%	0.8%
% of FP17s Relating to Continuations	8	6,012	0.1%	0.9%	1.0%	1.0%
% of Patients satisfied with the dentistry they have received	2	3	N/A	91.3%	91.7%	91.5%
% of Patients satisfied with the time they had to wait for an appointment	2	3	N/A	86.9%	88.3%	87.9%

* This is based on patients treated on this contract for their most recent course of treatment. Figures in italics indicate the base number of FP17s or Patient Questionnaire responses are less than 100. N/A is shown where the base number of responses is less than 10 during the period. % is calculated as Quantity/Base number*100

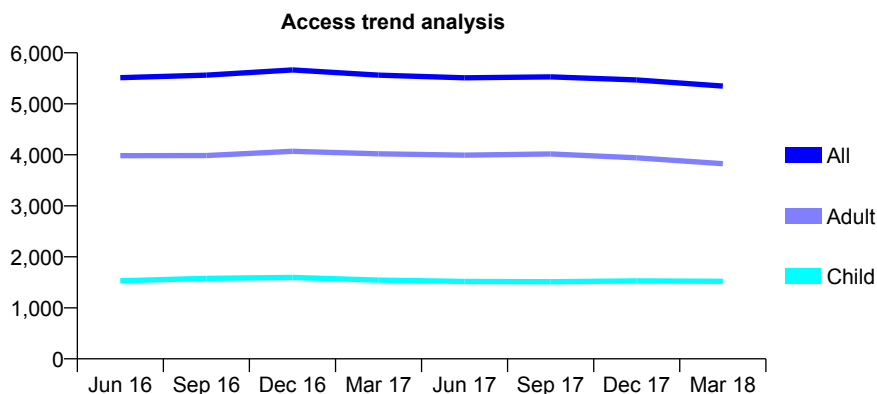
Q58 - Vital Signs At a Glance Contract Report for 101362/0020 - March 2018

Name or company name	Rodericks Dental Limited
Contract type name	GDS Contract
Purpose of contract	General
Contract start date	20/08/2009
Contract end date	

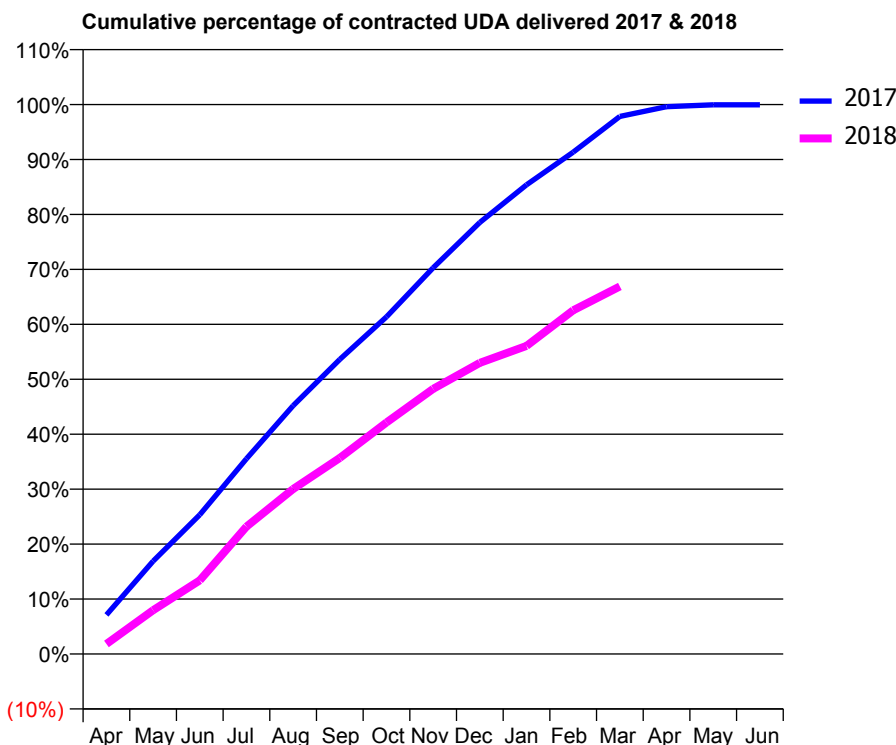
17/18 Contracted general activity (UDA)	14,000
Carry forward general activity (UDA)	7
17/18 Contracted orthodontic activity (UOA)	0
Carry forward orthodontic activity (UOA)	0
Baseline contract value	£364,464.84

ACCESS*

Patients seen in 24 months	Total	Change since previous quarter
Quarter ending March 2017	5,563	
Quarter ending June 2017	5,511	→
Quarter ending September 2017	5,528	→
Quarter ending December 2017	5,467	↓
Quarter ending March 2018	5,347	↓
Variance since March 2017	(3.9%)	↓



ACTIVITY



Month	Adjusted Scheduled Activity (UDA)	
	2017	2018
April	996	256
May	2,365	1,116
June	3,550	1,876
July	4,976	3,246
August	6,328	4,204
September	7,506	4,995
October	8,589	5,898
November	9,840	6,756
December	10,997	7,418
January	11,953	7,850
February	12,787	8,757
March	13,698	9,364
April	13,945	
May	13,990	
June	13,993	

QUALITY

	Quantity	Base Number	Contract	AT	Region	England
% of FP17s for the same patient ID Re-attending within 3 months - Children	118	2,174	5.4%	10.9%	11.6%	11.9%
% of FP17s for the same patient ID Re-attending within 3 months - Adults	428	3,949	10.8%	14.7%	15.4%	16.0%
% of FP17s for the same patient ID Re-attending between 3 & 9 months - Children	1,310	2,174	60.3%	57.2%	59.4%	58.3%
% of FP17s for the same patient ID Re-attending between 3 & 9 months - Adults	1,964	3,949	49.7%	48.1%	51.3%	50.3%
% of FP17s for Band 1 Urgent Courses	503	5,983	8.4%	8.7%	8.0%	9.1%
% of FP17s Relating to Free Repair or Replacements	30	5,983	0.5%	0.7%	0.8%	0.8%
% of FP17s Relating to Continuations	11	5,983	0.2%	0.9%	1.0%	1.0%
% of Patients satisfied with the dentistry they have received	5	5	N/A	91.3%	91.7%	91.5%
% of Patients satisfied with the time they had to wait for an appointment	5	5	N/A	86.9%	88.3%	87.9%

* This is based on patients treated on this contract for their most recent course of treatment. Figures in italics indicate the base number of FP17s or Patient Questionnaire responses are less than 100. N/A is shown where the base number of responses is less than 10 during the period. % is calculated as Quantity/Base number*100

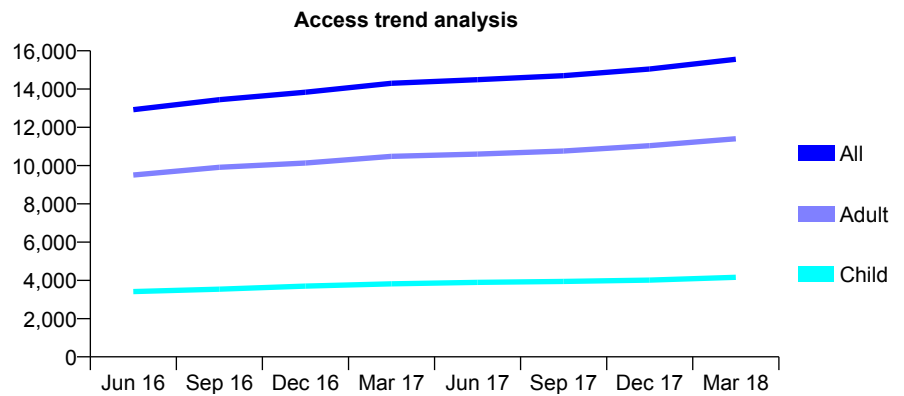
Q58 - Vital Signs At a Glance Contract Report for 101362/0021 - March 2018

Name or company name	Rodericks Dental Limited
Contract type name	GDS Contract
Purpose of contract	General
Contract start date	01/10/2009
Contract end date	

17/18 Contracted general activity (UDA)	40,147
Carry forward general activity (UDA)	-155
17/18 Contracted orthodontic activity (UOA)	0
Carry forward orthodontic activity (UOA)	0
Baseline contract value	£1,182,655.47

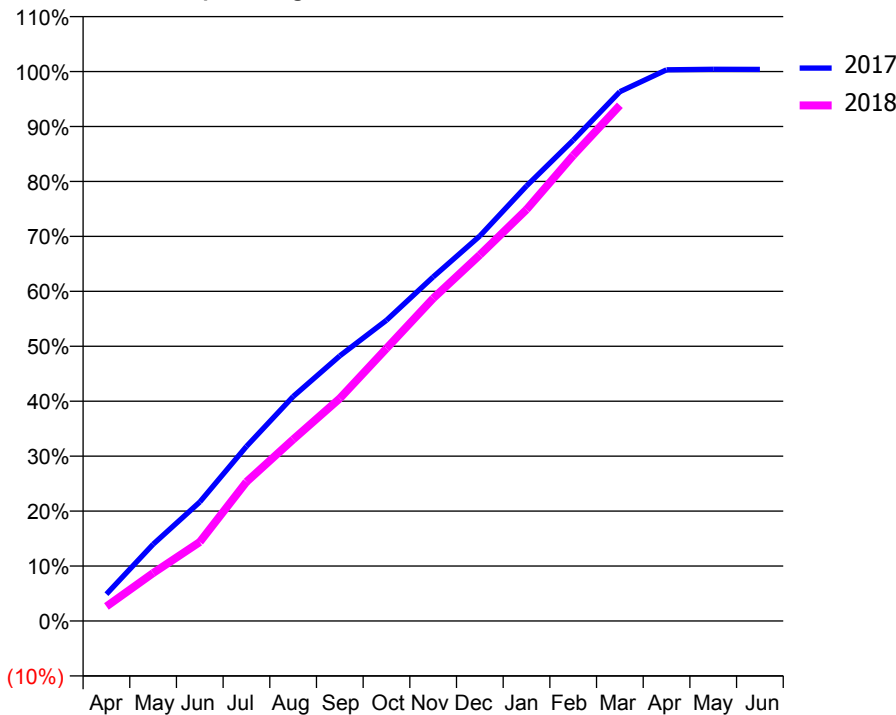
ACCESS*

Patients seen in 24 months	Total	Change since previous quarter
Quarter ending March 2017	14,302	
Quarter ending June 2017	14,491	→
Quarter ending September 2017	14,703	→
Quarter ending December 2017	15,051	↑
Quarter ending March 2018	15,557	↑
Variance since March 2017	8.8%	↑



ACTIVITY

Cumulative percentage of contracted UDA delivered 2017 & 2018



Month	Adjusted Scheduled Activity (UDA)	
	2017	2018
April	1,966	1,064
May	5,611	3,500
June	8,695	5,775
July	12,763	10,168
August	16,404	13,267
September	19,368	16,264
October	21,971	19,922
November	25,139	23,568
December	28,127	26,746
January	31,789	30,057
February	35,125	34,011
March	38,674	37,681
April	40,271	
May	40,309	
June	40,303	

QUALITY

	Quantity	Base Number	Contract	AT	Region	England
% of FP17s for the same patient ID Re-attending within 3 months - Children	486	6,291	7.7%	10.9%	11.6%	11.9%
% of FP17s for the same patient ID Re-attending within 3 months - Adults	2,383	15,325	15.5%	14.7%	15.4%	16.0%
% of FP17s for the same patient ID Re-attending between 3 & 9 months - Children	3,908	6,291	62.1%	57.2%	59.4%	58.3%
% of FP17s for the same patient ID Re-attending between 3 & 9 months - Adults	7,264	15,325	47.4%	48.1%	51.3%	50.3%
% of FP17s for Band 1 Urgent Courses	4,444	20,930	21.2%	8.7%	8.0%	9.1%
% of FP17s Relating to Free Repair or Replacements	90	20,930	0.4%	0.7%	0.8%	0.8%
% of FP17s Relating to Continuations	17	20,930	0.1%	0.9%	1.0%	1.0%
% of Patients satisfied with the dentistry they have received	10	12	83.3%	91.3%	91.7%	91.5%
% of Patients satisfied with the time they had to wait for an appointment	8	12	66.7%	86.9%	88.3%	87.9%

* This is based on patients treated on this contract for their most recent course of treatment. Figures in italics indicate the base number of FP17s or Patient Questionnaire responses are less than 100. N/A is shown where the base number of responses is less than 10 during the period. % is calculated as Quantity/Base number*100

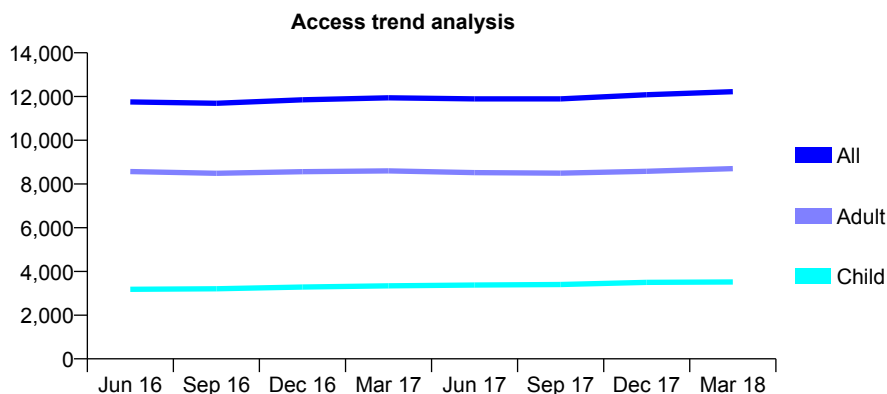
Q58 - Vital Signs At a Glance Contract Report for 101370/0047 - March 2018

Name or company name	Petrie Tucker and Partners Ltd
Contract type name	GDS Contract
Purpose of contract	General
Contract start date	01/04/2006
Contract end date	

17/18 Contracted general activity (UDA)	29,673
Carry forward general activity (UDA)	0
17/18 Contracted orthodontic activity (UOA)	0
Carry forward orthodontic activity (UOA)	0
Baseline contract value	£812,654.55

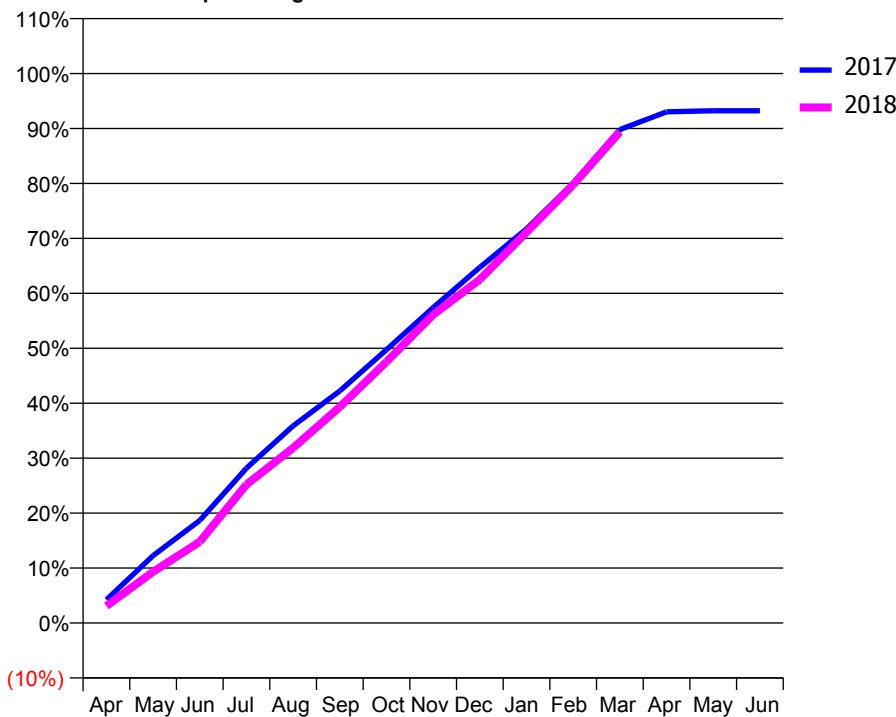
ACCESS*

Patients seen in 24 months	Total	Change since previous quarter
Quarter ending March 2017	11,939	
Quarter ending June 2017	11,890	→
Quarter ending September 2017	11,893	→
Quarter ending December 2017	12,080	→
Quarter ending March 2018	12,220	→
Variance since March 2017	2.4%	↑



ACTIVITY

Cumulative percentage of contracted UDA delivered 2017 & 2018



Month	Adjusted Scheduled Activity (UDA)	
	2017	2018
April	1,256	916
May	3,641	2,769
June	5,541	4,388
July	8,361	7,480
August	10,645	9,460
September	12,531	11,669
October	14,755	14,104
November	17,031	16,645
December	19,206	18,555
January	21,280	21,102
February	23,760	23,664
March	26,648	26,525
April	27,605	
May	27,660	
June	27,661	

QUALITY

	Quantity	Base Number	Contract	AT	Region	England
% of FP17s for the same patient ID Re-attending within 3 months - Children	158	4,665	3.4%	10.9%	11.6%	11.9%
% of FP17s for the same patient ID Re-attending within 3 months - Adults	730	9,969	7.3%	14.7%	15.4%	16.0%
% of FP17s for the same patient ID Re-attending between 3 & 9 months - Children	2,295	4,665	49.2%	57.2%	59.4%	58.3%
% of FP17s for the same patient ID Re-attending between 3 & 9 months - Adults	4,387	9,969	44.0%	48.1%	51.3%	50.3%
% of FP17s for Band 1 Urgent Courses	531	14,198	3.7%	8.7%	8.0%	9.1%
% of FP17s Relating to Free Repair or Replacements	47	14,198	0.3%	0.7%	0.8%	0.8%
% of FP17s Relating to Continuations	142	14,198	1.0%	0.9%	1.0%	1.0%
% of Patients satisfied with the dentistry they have received	12	12	100.0%	91.3%	91.7%	91.5%
% of Patients satisfied with the time they had to wait for an appointment	11	12	91.7%	86.9%	88.3%	87.9%

* This is based on patients treated on this contract for their most recent course of treatment. Figures in italics indicate the base number of FP17s or Patient Questionnaire responses are less than 100. N/A is shown where the base number of responses is less than 10 during the period. % is calculated as Quantity/Base number*100

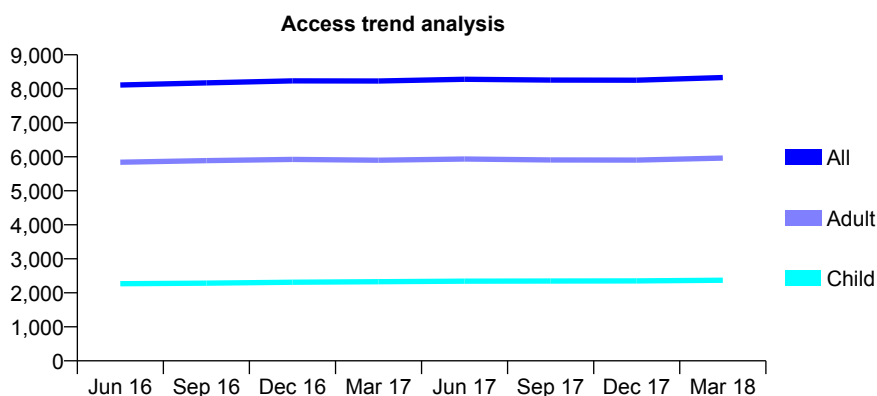
Q58 - Vital Signs At a Glance Contract Report for 101370/0057 - March 2018

Name or company name	Petrie Tucker and Partners Ltd
Contract type name	GDS Contract
Purpose of contract	General
Contract start date	01/04/2006
Contract end date	

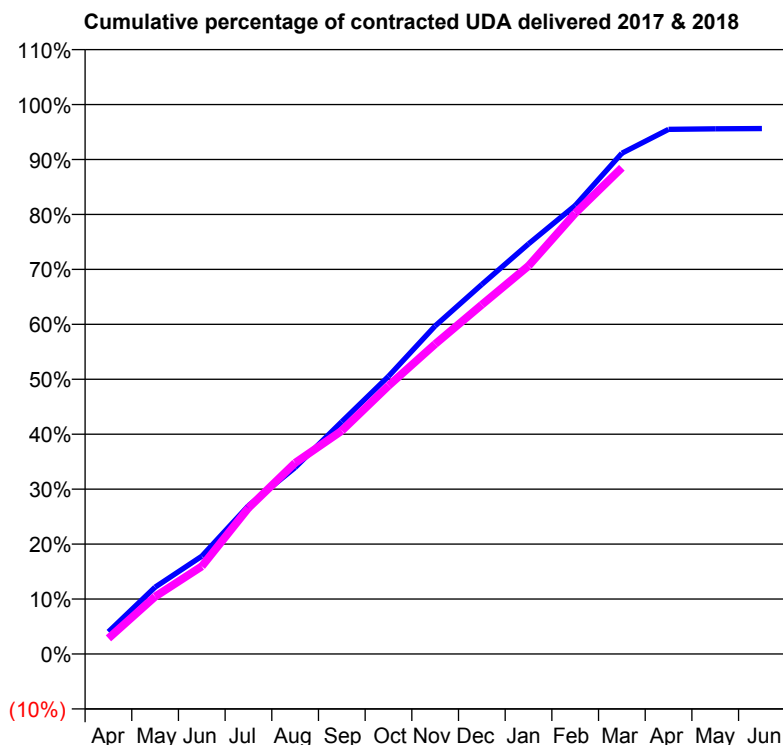
17/18 Contracted general activity (UDA)	24,667
Carry forward general activity (UDA)	0
17/18 Contracted orthodontic activity (UOA)	0
Carry forward orthodontic activity (UOA)	0
Baseline contract value	£617,665.81

ACCESS*

Patients seen in 24 months	Total	Change since previous quarter
Quarter ending March 2017	8,228	
Quarter ending June 2017	8,279	→
Quarter ending September 2017	8,256	→
Quarter ending December 2017	8,254	→
Quarter ending March 2018	8,333	→
Variance since March 2017	1.3%	→



ACTIVITY



Month	Adjusted Scheduled Activity (UDA)	
	2017	2018
April	998	706
May	3,004	2,579
June	4,391	3,938
July	6,662	6,559
August	8,372	8,580
September	10,429	10,023
October	12,467	12,039
November	14,726	13,914
December	16,589	15,678
January	18,408	17,421
February	20,131	19,786
March	22,480	21,830
April	23,552	
May	23,573	
June	23,585	

QUALITY

	Quantity	Base Number	Contract	AT	Region	England
% of FP17s for the same patient ID Re-attending within 3 months - Children	105	3,453	3.0%	10.9%	11.6%	11.9%
% of FP17s for the same patient ID Re-attending within 3 months - Adults	532	7,650	7.0%	14.7%	15.4%	16.0%
% of FP17s for the same patient ID Re-attending between 3 & 9 months - Children	1,803	3,453	52.2%	57.2%	59.4%	58.3%
% of FP17s for the same patient ID Re-attending between 3 & 9 months - Adults	3,556	7,650	46.5%	48.1%	51.3%	50.3%
% of FP17s for Band 1 Urgent Courses	374	10,626	3.5%	8.7%	8.0%	9.1%
% of FP17s Relating to Free Repair or Replacements	80	10,626	0.8%	0.7%	0.8%	0.8%
% of FP17s Relating to Continuations	110	10,626	1.0%	0.9%	1.0%	1.0%
% of Patients satisfied with the dentistry they have received	11	11	100.0%	91.3%	91.7%	91.5%
% of Patients satisfied with the time they had to wait for an appointment	11	11	100.0%	86.9%	88.3%	87.9%

* This is based on patients treated on this contract for their most recent course of treatment. Figures in italics indicate the base number of FP17s or Patient Questionnaire responses are less than 100. N/A is shown where the base number of responses is less than 10 during the period. % is calculated as Quantity/Base number*100

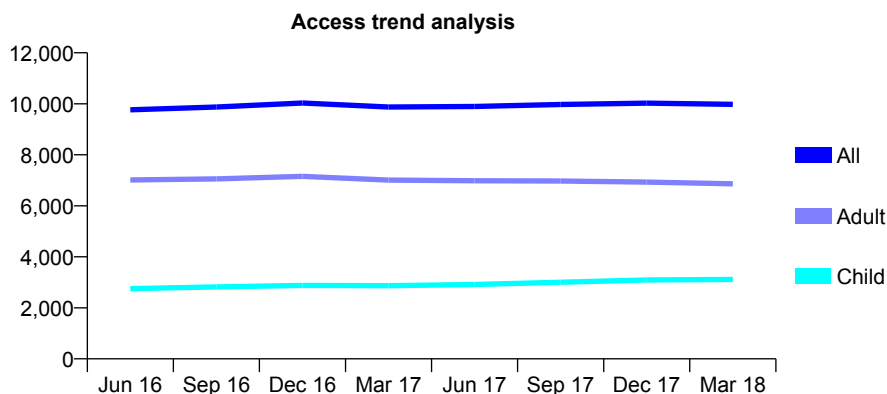
Q58 - Vital Signs At a Glance Contract Report for 101370/0064 - March 2018

Name or company name	Petrie Tucker and Partners Ltd
Contract type name	GDS Contract
Purpose of contract	General
Contract start date	01/04/2006
Contract end date	

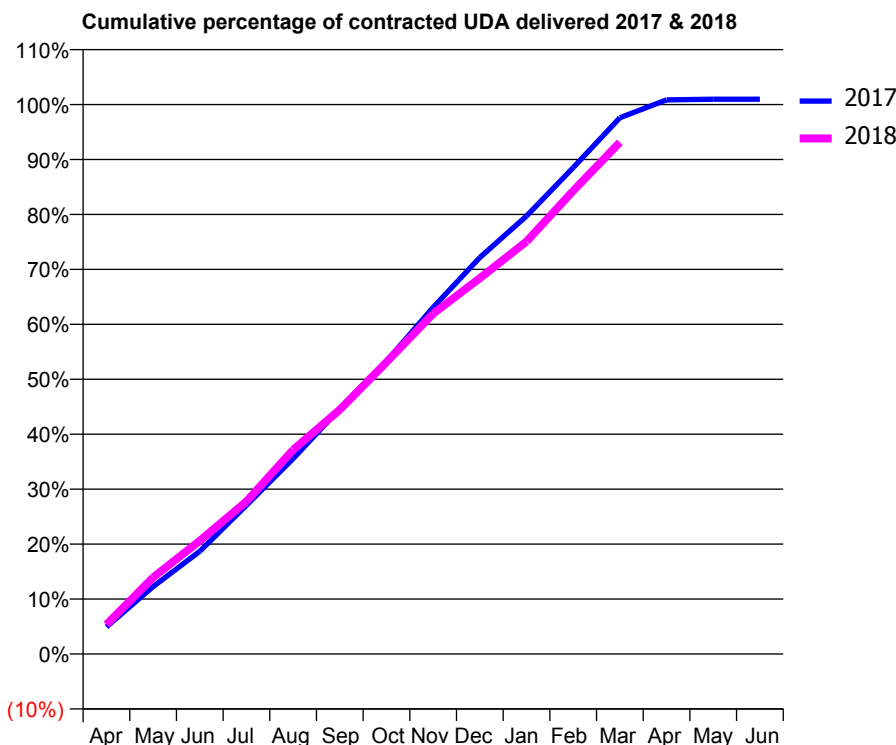
17/18 Contracted general activity (UDA)	31,719
Carry forward general activity (UDA)	-303
17/18 Contracted orthodontic activity (UOA)	0
Carry forward orthodontic activity (UOA)	0
Baseline contract value	£846,063.96

ACCESS*

Patients seen in 24 months	Total	Change since previous quarter
Quarter ending March 2017	9,875	
Quarter ending June 2017	9,897	→
Quarter ending September 2017	9,974	→
Quarter ending December 2017	10,025	→
Quarter ending March 2018	9,978	→
Variance since March 2017	1.0%	→



ACTIVITY



Month	Adjusted Scheduled Activity (UDA)	
	2017	2018
April	1,566	1,705
May	3,888	4,421
June	5,934	6,536
July	8,589	8,809
August	11,281	11,789
September	14,150	14,103
October	16,911	16,844
November	20,008	19,647
December	22,889	21,697
January	25,281	23,808
February	28,079	26,739
March	30,955	29,537
April	31,986	
May	32,021	
June	32,022	

QUALITY

	Quantity	Base Number	Contract	AT	Region	England
% of FP17s for the same patient ID Re-attending within 3 months - Children	333	4,381	7.6%	10.9%	11.6%	11.9%
% of FP17s for the same patient ID Re-attending within 3 months - Adults	932	7,702	12.1%	14.7%	15.4%	16.0%
% of FP17s for the same patient ID Re-attending between 3 & 9 months - Children	2,331	4,381	53.2%	57.2%	59.4%	58.3%
% of FP17s for the same patient ID Re-attending between 3 & 9 months - Adults	3,660	7,702	47.5%	48.1%	51.3%	50.3%
% of FP17s for Band 1 Urgent Courses	823	11,690	7.0%	8.7%	8.0%	9.1%
% of FP17s Relating to Free Repair or Replacements	42	11,690	0.4%	0.7%	0.8%	0.8%
% of FP17s Relating to Continuations	153	11,690	1.3%	0.9%	1.0%	1.0%
% of Patients satisfied with the dentistry they have received	11	11	100.0%	91.3%	91.7%	91.5%
% of Patients satisfied with the time they had to wait for an appointment	10	11	90.9%	86.9%	88.3%	87.9%

* This is based on patients treated on this contract for their most recent course of treatment. Figures in italics indicate the base number of FP17s or Patient Questionnaire responses are less than 100. N/A is shown where the base number of responses is less than 10 during the period. % is calculated as Quantity/Base number*100

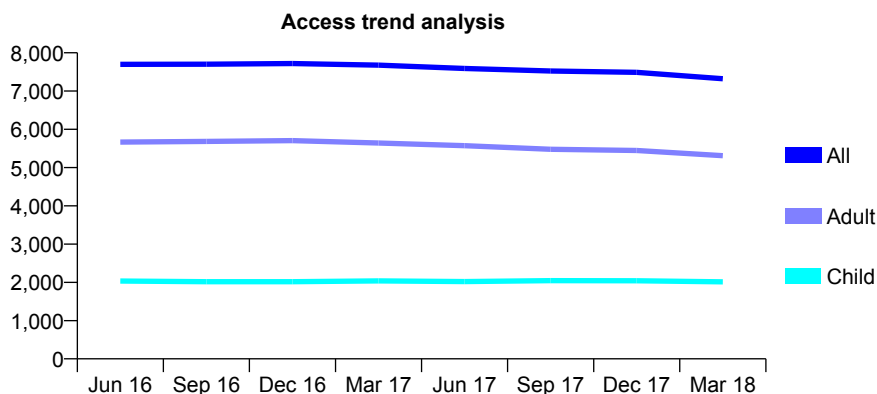
Q58 - Vital Signs At a Glance Contract Report for 101370/0065 - March 2018

Name or company name	Petrie Tucker and Partners Ltd
Contract type name	GDS Contract
Purpose of contract	General
Contract start date	01/04/2006
Contract end date	

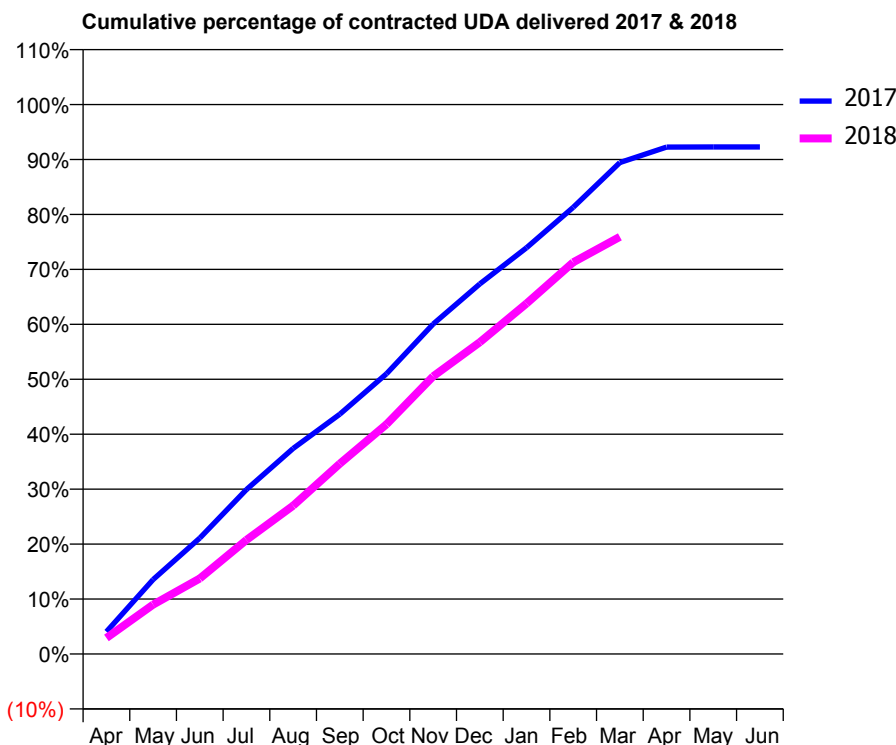
17/18 Contracted general activity (UDA)	21,251
Carry forward general activity (UDA)	0
17/18 Contracted orthodontic activity (UOA)	0
Carry forward orthodontic activity (UOA)	0
Baseline contract value	£511,730.57

ACCESS*

Patients seen in 24 months	Total	Change since previous quarter
Quarter ending March 2017	7,679	
Quarter ending June 2017	7,592	↓
Quarter ending September 2017	7,523	→
Quarter ending December 2017	7,490	→
Quarter ending March 2018	7,322	↓
Variance since March 2017	(4.6%)	↓



ACTIVITY



Month	Adjusted Scheduled Activity (UDA)	
	2017	2018
April	863	621
May	2,881	1,913
June	4,482	2,923
July	6,362	4,413
August	7,951	5,738
September	9,273	7,361
October	10,839	8,883
November	12,762	10,737
December	14,313	12,057
January	15,709	13,554
February	17,275	15,148
March	19,004	16,136
April	19,605	
May	19,610	
June	19,611	

QUALITY

	Quantity	Base Number	Contract	AT	Region	England
% of FP17s for the same patient ID Re-attending within 3 months - Children	187	2,616	7.1%	10.9%	11.6%	11.9%
% of FP17s for the same patient ID Re-attending within 3 months - Adults	1,026	6,374	16.1%	14.7%	15.4%	16.0%
% of FP17s for the same patient ID Re-attending between 3 & 9 months - Children	1,298	2,616	49.6%	57.2%	59.4%	58.3%
% of FP17s for the same patient ID Re-attending between 3 & 9 months - Adults	2,587	6,374	40.6%	48.1%	51.3%	50.3%
% of FP17s for Band 1 Urgent Courses	1,004	8,704	11.5%	8.7%	8.0%	9.1%
% of FP17s Relating to Free Repair or Replacements	40	8,704	0.5%	0.7%	0.8%	0.8%
% of FP17s Relating to Continuations	141	8,704	1.6%	0.9%	1.0%	1.0%
% of Patients satisfied with the dentistry they have received	5	5	N/A	91.3%	91.7%	91.5%
% of Patients satisfied with the time they had to wait for an appointment	5	5	N/A	86.9%	88.3%	87.9%

* This is based on patients treated on this contract for their most recent course of treatment. Figures in italics indicate the base number of FP17s or Patient Questionnaire responses are less than 100. N/A is shown where the base number of responses is less than 10 during the period. % is calculated as Quantity/Base number*100

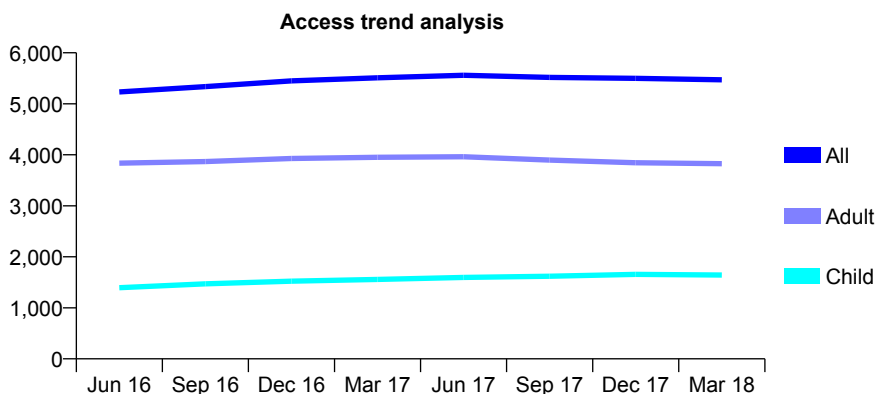
Q58 - Vital Signs At a Glance Contract Report for 101435/0003 - March 2018

Name or company name	IDH Limited
Contract type name	GDS Contract
Purpose of contract	General and Orthodontic
Contract start date	01/04/2006
Contract end date	

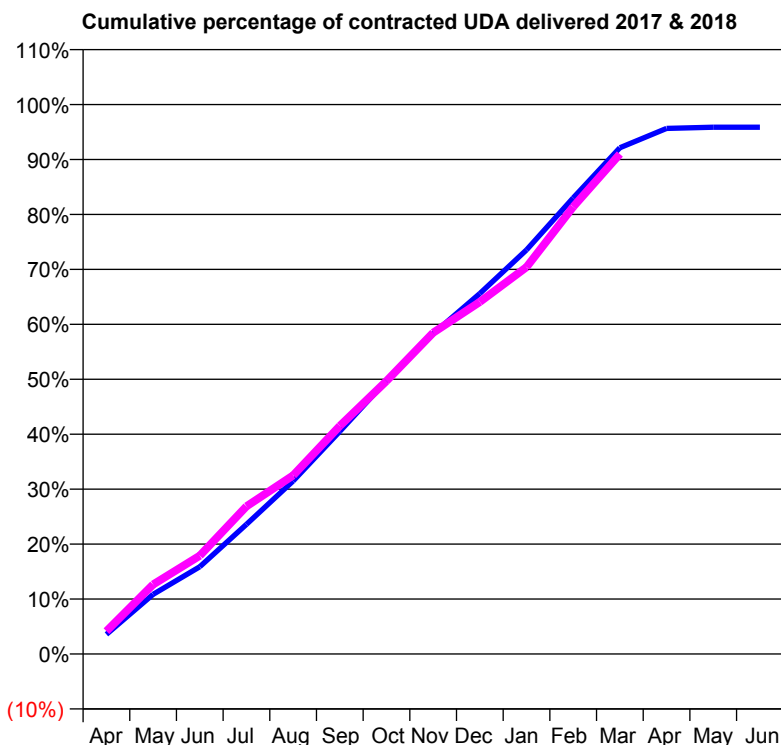
17/18 Contracted general activity (UDA)	15,825
Carry forward general activity (UDA)	0
17/18 Contracted orthodontic activity (UOA)	428
Carry forward orthodontic activity (UOA)	0
Baseline contract value	£422,199.17

ACCESS*

Patients seen in 24 months	Total	Change since previous quarter
Quarter ending March 2017	5,509	
Quarter ending June 2017	5,560	→
Quarter ending September 2017	5,517	→
Quarter ending December 2017	5,500	→
Quarter ending March 2018	5,470	→
Variance since March 2017	(0.7%)	→



ACTIVITY



Month	Adjusted Scheduled Activity (UDA)	
	2017	2018
April	567	657
May	1,720	2,002
June	2,513	2,831
July	3,734	4,254
August	4,984	5,145
September	6,411	6,568
October	7,871	7,861
November	9,224	9,253
December	10,381	10,140
January	11,638	11,143
February	13,134	12,880
March	14,581	14,400
April	15,137	
May	15,171	
June	15,171	

QUALITY

	Quantity	Base Number	Contract	AT	Region	England
% of FP17s for the same patient ID Re-attending within 3 months - Children	153	2,092	7.3%	10.9%	11.6%	11.9%
% of FP17s for the same patient ID Re-attending within 3 months - Adults	444	3,868	11.5%	14.7%	15.4%	16.0%
% of FP17s for the same patient ID Re-attending between 3 & 9 months - Children	948	2,092	45.3%	57.2%	59.4%	58.3%
% of FP17s for the same patient ID Re-attending between 3 & 9 months - Adults	1,434	3,868	37.1%	48.1%	51.3%	50.3%
% of FP17s for Band 1 Urgent Courses	460	5,697	8.1%	8.7%	8.0%	9.1%
% of FP17s Relating to Free Repair or Replacements	18	5,697	0.3%	0.7%	0.8%	0.8%
% of FP17s Relating to Continuations	52	5,697	0.9%	0.9%	1.0%	1.0%
% of Patients satisfied with the dentistry they have received	4	4	N/A	91.3%	91.7%	91.5%
% of Patients satisfied with the time they had to wait for an appointment	4	4	N/A	86.9%	88.3%	87.9%

* This is based on patients treated on this contract for their most recent course of treatment. Figures in italics indicate the base number of FP17s or Patient Questionnaire responses are less than 100. N/A is shown where the base number of responses is less than 10 during the period. % is calculated as Quantity/Base number*100

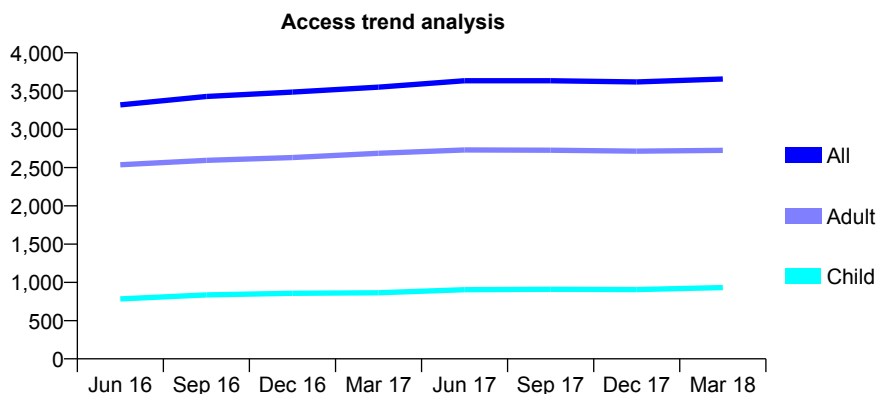
Q58 - Vital Signs At a Glance Contract Report for 101435/0081 - March 2018

Name or company name	IDH Limited
Contract type name	GDS Contract
Purpose of contract	General
Contract start date	01/02/2008
Contract end date	

17/18 Contracted general activity (UDA)	11,105
Carry forward general activity (UDA)	0
17/18 Contracted orthodontic activity (UOA)	0
Carry forward orthodontic activity (UOA)	0
Baseline contract value	£288,100.68

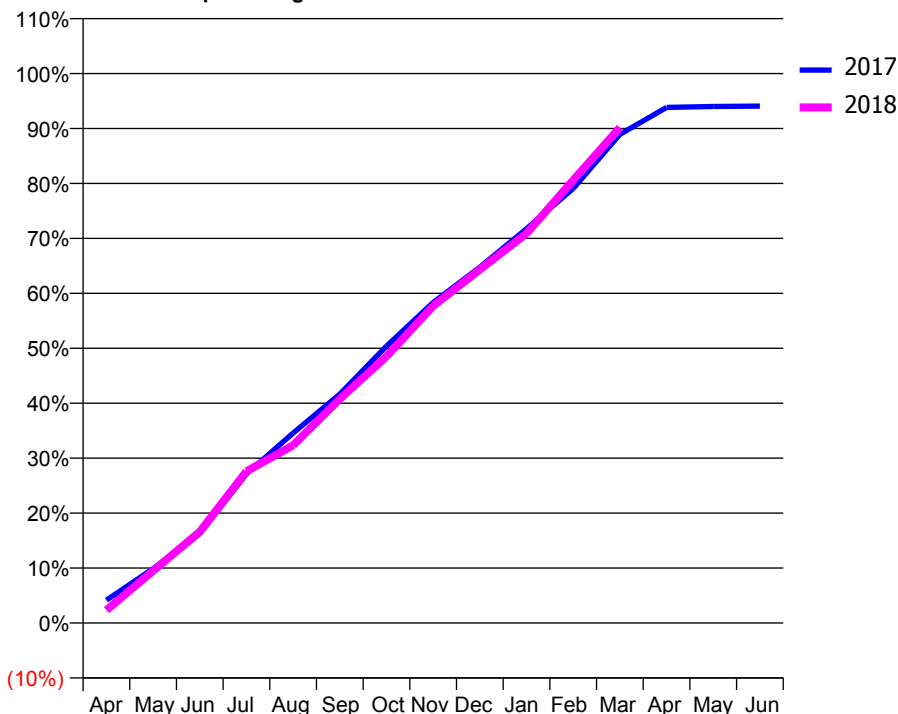
ACCESS*

Patients seen in 24 months	Total	Change since previous quarter
Quarter ending March 2017	3,551	
Quarter ending June 2017	3,634	↑
Quarter ending September 2017	3,635	→
Quarter ending December 2017	3,620	→
Quarter ending March 2018	3,657	→
Variance since March 2017	3.0%	↑



ACTIVITY

Cumulative percentage of contracted UDA delivered 2017 & 2018



Month	Adjusted Scheduled Activity (UDA)	
	2017	2018
April	462	260
May	1,099	1,054
June	1,806	1,846
July	3,014	3,066
August	3,838	3,590
September	4,625	4,528
October	5,596	5,388
November	6,476	6,408
December	7,191	7,141
January	7,968	7,874
February	8,782	8,949
March	9,874	10,012
April	10,420	
May	10,438	
June	10,447	

QUALITY

	Quantity	Base Number	Contract	AT	Region	England
% of FP17s for the same patient ID Re-attending within 3 months - Children	41	1,198	3.4%	10.9%	11.6%	11.9%
% of FP17s for the same patient ID Re-attending within 3 months - Adults	335	3,158	10.6%	14.7%	15.4%	16.0%
% of FP17s for the same patient ID Re-attending between 3 & 9 months - Children	615	1,198	51.3%	57.2%	59.4%	58.3%
% of FP17s for the same patient ID Re-attending between 3 & 9 months - Adults	1,262	3,158	40.0%	48.1%	51.3%	50.3%
% of FP17s for Band 1 Urgent Courses	322	4,143	7.8%	8.7%	8.0%	9.1%
% of FP17s Relating to Free Repair or Replacements	15	4,143	0.4%	0.7%	0.8%	0.8%
% of FP17s Relating to Continuations	33	4,143	0.8%	0.9%	1.0%	1.0%
% of Patients satisfied with the dentistry they have received	1	1	N/A	91.3%	91.7%	91.5%
% of Patients satisfied with the time they had to wait for an appointment	1	1	N/A	86.9%	88.3%	87.9%

* This is based on patients treated on this contract for their most recent course of treatment. Figures in italics indicate the base number of FP17s or Patient Questionnaire responses are less than 100. N/A is shown where the base number of responses is less than 10 during the period. % is calculated as Quantity/Base number*100

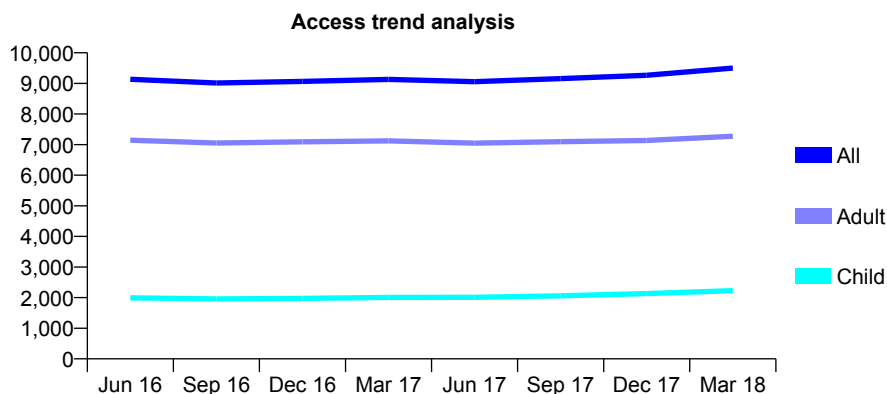
Q58 - Vital Signs At a Glance Contract Report for 101435/0082 - March 2018

Name or company name	IDH Limited
Contract type name	GDS Contract
Purpose of contract	General
Contract start date	01/02/2008
Contract end date	

17/18 Contracted general activity (UDA)	25,924
Carry forward general activity (UDA)	0
17/18 Contracted orthodontic activity (UOA)	0
Carry forward orthodontic activity (UOA)	0
Baseline contract value	£605,519.35

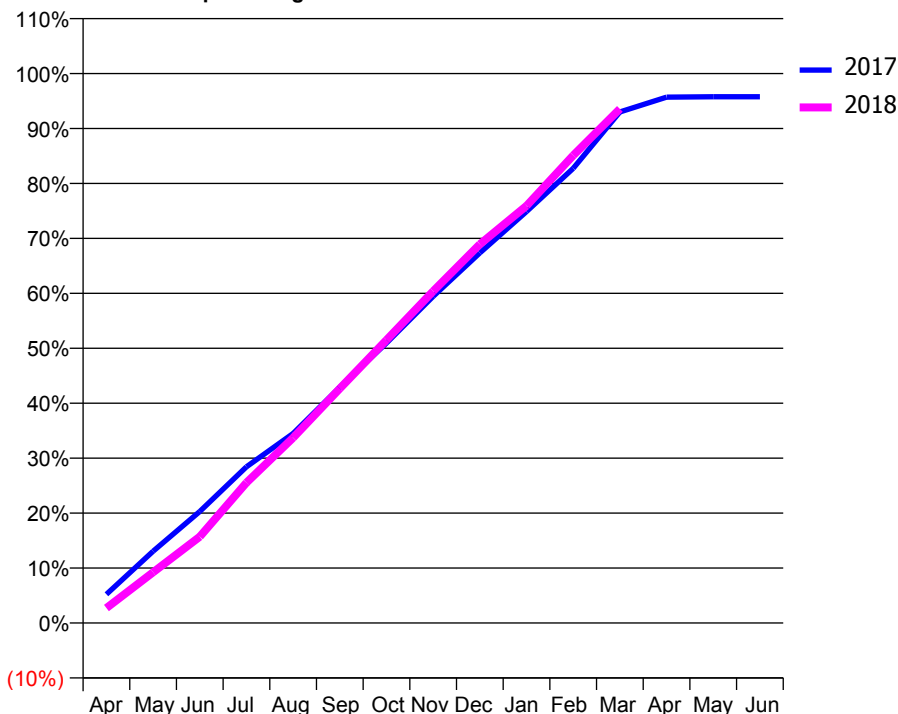
ACCESS*

Patients seen in 24 months	Total	Change since previous quarter
Quarter ending March 2017	9,130	
Quarter ending June 2017	9,058	→
Quarter ending September 2017	9,155	→
Quarter ending December 2017	9,266	→
Quarter ending March 2018	9,502	↑
Variance since March 2017	4.1%	↑



ACTIVITY

Cumulative percentage of contracted UDA delivered 2017 & 2018



Month	Adjusted Scheduled Activity (UDA)	
	2017	2018
April	1,358	705
May	3,386	2,396
June	5,264	4,071
July	7,370	6,624
August	8,941	8,738
September	11,123	11,063
October	13,208	13,353
November	15,408	15,652
December	17,464	17,869
January	19,413	19,684
February	21,452	22,062
March	24,107	24,254
April	24,810	
May	24,826	
June	24,826	

QUALITY

	Quantity	Base Number	Contract	AT	Region	England
% of FP17s for the same patient ID Re-attending within 3 months - Children	182	3,134	5.8%	10.9%	11.6%	11.9%
% of FP17s for the same patient ID Re-attending within 3 months - Adults	1,558	10,603	14.7%	14.7%	15.4%	16.0%
% of FP17s for the same patient ID Re-attending between 3 & 9 months - Children	1,818	3,134	58.0%	57.2%	59.4%	58.3%
% of FP17s for the same patient ID Re-attending between 3 & 9 months - Adults	5,857	10,603	55.2%	48.1%	51.3%	50.3%
% of FP17s for Band 1 Urgent Courses	853	13,346	6.4%	8.7%	8.0%	9.1%
% of FP17s Relating to Free Repair or Replacements	163	13,346	1.2%	0.7%	0.8%	0.8%
% of FP17s Relating to Continuations	237	13,346	1.8%	0.9%	1.0%	1.0%
% of Patients satisfied with the dentistry they have received	15	16	93.8%	91.3%	91.7%	91.5%
% of Patients satisfied with the time they had to wait for an appointment	12	16	75.0%	86.9%	88.3%	87.9%

* This is based on patients treated on this contract for their most recent course of treatment. Figures in italics indicate the base number of FP17s or Patient Questionnaire responses are less than 100. N/A is shown where the base number of responses is less than 10 during the period. % is calculated as Quantity/Base number*100

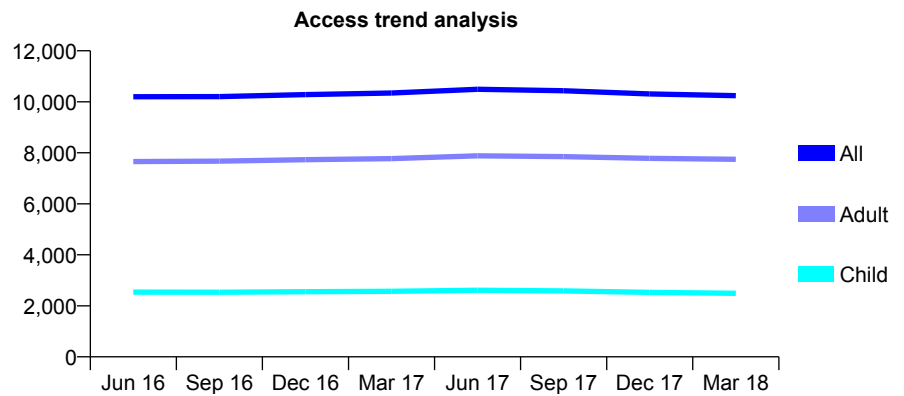
Q58 - Vital Signs At a Glance Contract Report for 101435/0088 - March 2018

Name or company name	IDH Limited
Contract type name	GDS Contract
Purpose of contract	General
Contract start date	23/02/2008
Contract end date	

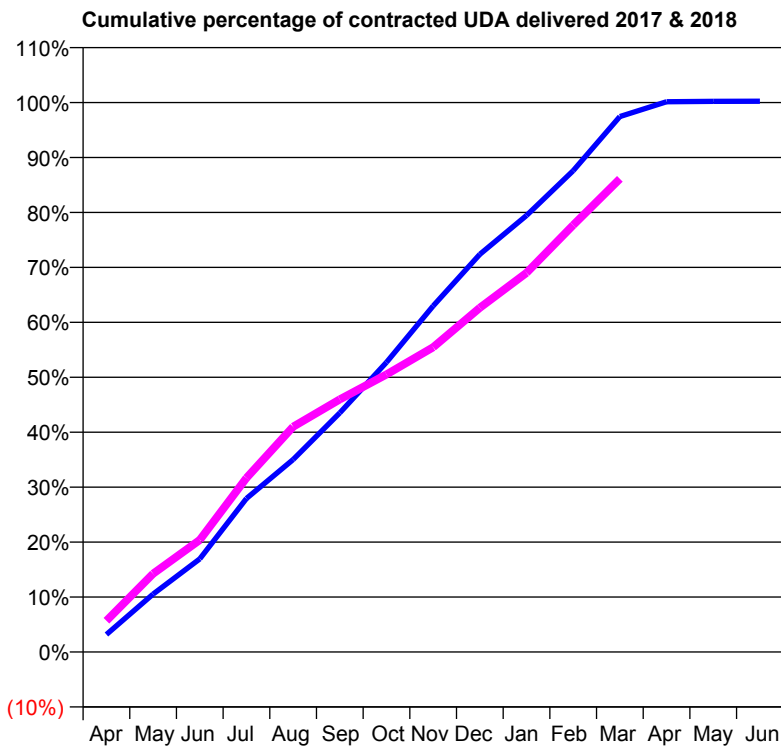
17/18 Contracted general activity (UDA)	29,108
Carry forward general activity (UDA)	-65
17/18 Contracted orthodontic activity (UOA)	0
Carry forward orthodontic activity (UOA)	0
Baseline contract value	£817,267.57

ACCESS*

Patients seen in 24 months	Total	Change since previous quarter
Quarter ending March 2017	10,344	
Quarter ending June 2017	10,491	→
Quarter ending September 2017	10,434	→
Quarter ending December 2017	10,309	↓
Quarter ending March 2018	10,239	→
Variance since March 2017	(1.0%)	↓



ACTIVITY



Month	Adjusted Scheduled Activity (UDA)	
	2017	2018
April	930	1,656
May	3,068	4,148
June	4,935	5,939
July	8,137	9,224
August	10,193	11,937
September	12,666	13,382
October	15,348	14,702
November	18,335	16,141
December	21,069	18,235
January	23,123	20,088
February	25,493	22,611
March	28,361	25,062
April	29,148	
May	29,170	
June	29,173	

QUALITY

	Quantity	Base Number	Contract	AT	Region	England
% of FP17s for the same patient ID Re-attending within 3 months - Children	185	3,679	5.0%	10.9%	11.6%	11.9%
% of FP17s for the same patient ID Re-attending within 3 months - Adults	1,322	10,612	12.5%	14.7%	15.4%	16.0%
% of FP17s for the same patient ID Re-attending between 3 & 9 months - Children	2,570	3,679	69.9%	57.2%	59.4%	58.3%
% of FP17s for the same patient ID Re-attending between 3 & 9 months - Adults	5,878	10,612	55.4%	48.1%	51.3%	50.3%
% of FP17s for Band 1 Urgent Courses	1,001	13,863	7.2%	8.7%	8.0%	9.1%
% of FP17s Relating to Free Repair or Replacements	90	13,863	0.6%	0.7%	0.8%	0.8%
% of FP17s Relating to Continuations	213	13,863	1.5%	0.9%	1.0%	1.0%
% of Patients satisfied with the dentistry they have received	8	8	N/A	91.3%	91.7%	91.5%
% of Patients satisfied with the time they had to wait for an appointment	7	8	N/A	86.9%	88.3%	87.9%

* This is based on patients treated on this contract for their most recent course of treatment. Figures in italics indicate the base number of FP17s or Patient Questionnaire responses are less than 100. N/A is shown where the base number of responses is less than 10 during the period. % is calculated as Quantity/Base number*100

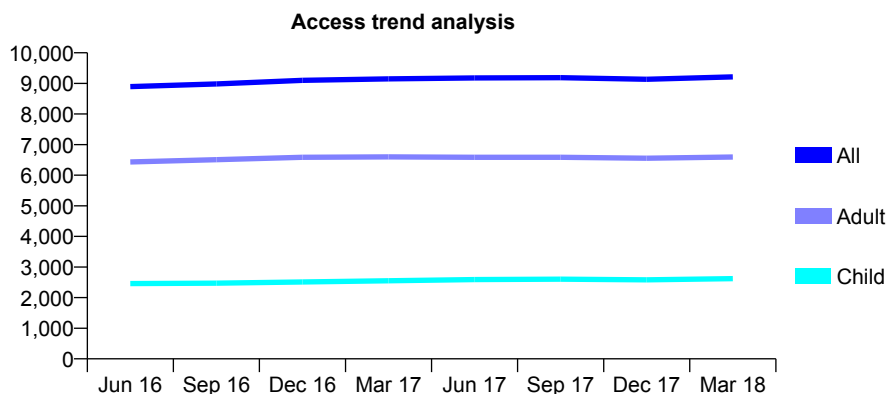
Q58 - Vital Signs At a Glance Contract Report for 101435/0089 - March 2018

Name or company name	IDH Limited
Contract type name	GDS Contract
Purpose of contract	General
Contract start date	23/02/2008
Contract end date	

17/18 Contracted general activity (UDA)	21,831
Carry forward general activity (UDA)	-144
17/18 Contracted orthodontic activity (UOA)	0
Carry forward orthodontic activity (UOA)	0
Baseline contract value	£612,949.76

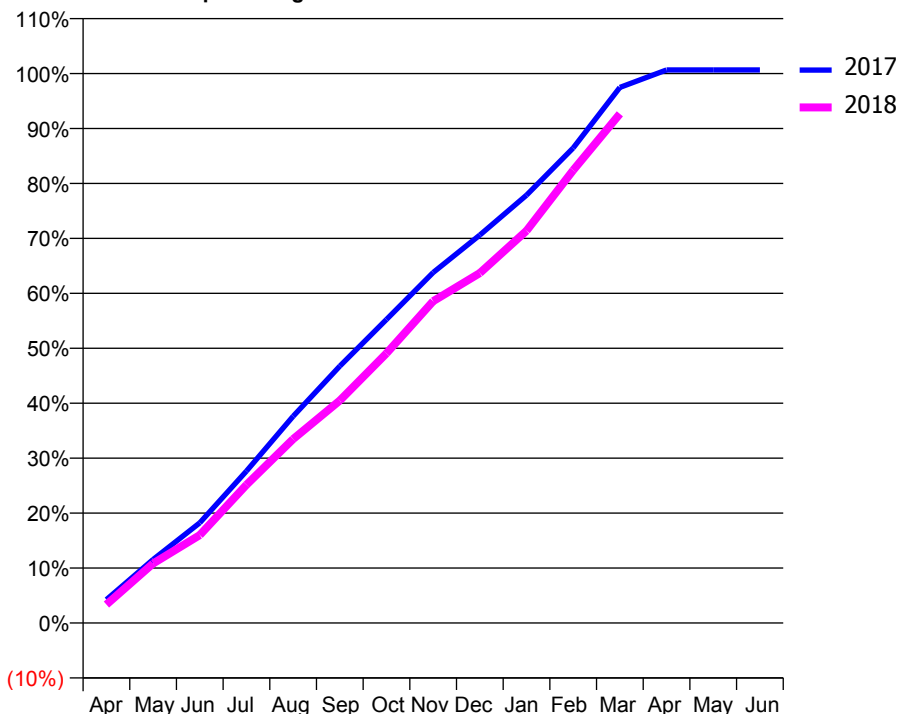
ACCESS*

Patients seen in 24 months	Total	Change since previous quarter
Quarter ending March 2017	9,149	
Quarter ending June 2017	9,178	→
Quarter ending September 2017	9,189	→
Quarter ending December 2017	9,136	→
Quarter ending March 2018	9,213	→
Variance since March 2017	0.7%	→



ACTIVITY

Cumulative percentage of contracted UDA delivered 2017 & 2018



Month	Adjusted Scheduled Activity (UDA)	
	2017	2018
April	931	732
May	2,526	2,364
June	3,984	3,495
July	6,037	5,489
August	8,214	7,308
September	10,207	8,841
October	12,058	10,715
November	13,925	12,784
December	15,415	13,903
January	16,997	15,584
February	18,871	17,987
March	21,278	20,231
April	21,974	
May	21,974	
June	21,974	

QUALITY

	Quantity	Base Number	Contract	AT	Region	England
% of FP17s for the same patient ID Re-attending within 3 months - Children	142	3,762	3.8%	10.9%	11.6%	11.9%
% of FP17s for the same patient ID Re-attending within 3 months - Adults	581	7,442	7.8%	14.7%	15.4%	16.0%
% of FP17s for the same patient ID Re-attending between 3 & 9 months - Children	2,321	3,762	61.7%	57.2%	59.4%	58.3%
% of FP17s for the same patient ID Re-attending between 3 & 9 months - Adults	2,586	7,442	34.7%	48.1%	51.3%	50.3%
% of FP17s for Band 1 Urgent Courses	544	10,863	5.0%	8.7%	8.0%	9.1%
% of FP17s Relating to Free Repair or Replacements	13	10,863	0.1%	0.7%	0.8%	0.8%
% of FP17s Relating to Continuations	72	10,863	0.7%	0.9%	1.0%	1.0%
% of Patients satisfied with the dentistry they have received	8	8	N/A	91.3%	91.7%	91.5%
% of Patients satisfied with the time they had to wait for an appointment	8	8	N/A	86.9%	88.3%	87.9%

* This is based on patients treated on this contract for their most recent course of treatment. Figures in italics indicate the base number of FP17s or Patient Questionnaire responses are less than 100. N/A is shown where the base number of responses is less than 10 during the period. % is calculated as Quantity/Base number*100

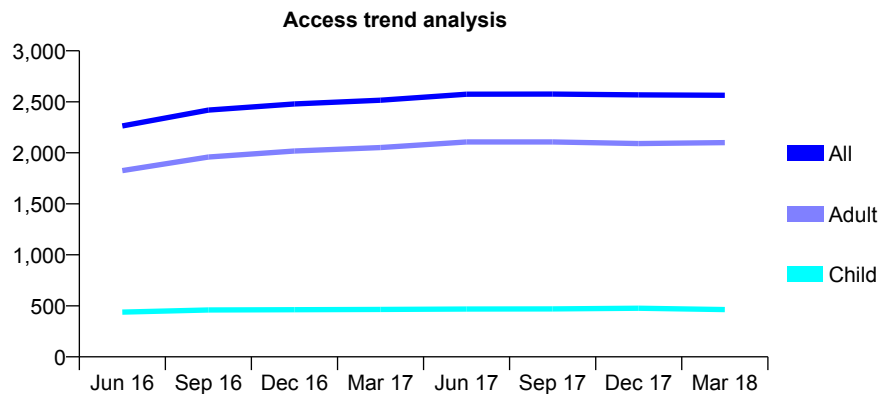
Q58 - Vital Signs At a Glance Contract Report for 102024/0001 - March 2018

Name or company name	Teamcare Dental Practice
Contract type name	GDS Contract
Purpose of contract	General
Contract start date	18/08/2015
Contract end date	

17/18 Contracted general activity (UDA)	7,400
Carry forward general activity (UDA)	-120
17/18 Contracted orthodontic activity (UOA)	0
Carry forward orthodontic activity (UOA)	0
Baseline contract value	£172,605.14

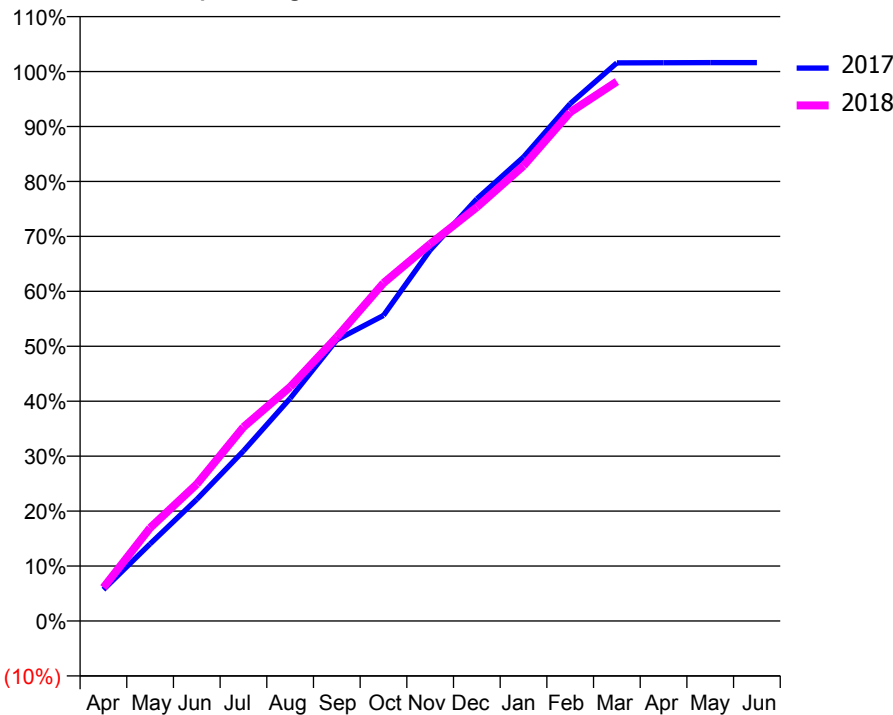
ACCESS*

Patients seen in 24 months	Total	Change since previous quarter
Quarter ending March 2017	2,516	
Quarter ending June 2017	2,575	↑
Quarter ending September 2017	2,576	→
Quarter ending December 2017	2,568	→
Quarter ending March 2018	2,564	→
Variance since March 2017	1.9%	→



ACTIVITY

Cumulative percentage of contracted UDA delivered 2017 & 2018



Month	Adjusted Scheduled Activity (UDA)	
	2017	2018
April	422	449
May	1,038	1,254
June	1,638	1,843
July	2,290	2,613
August	2,997	3,153
September	3,786	3,824
October	4,116	4,552
November	4,994	5,077
December	5,685	5,574
January	6,248	6,130
February	6,967	6,852
March	7,517	7,265
April	7,518	
May	7,520	
June	7,520	

QUALITY

	Quantity	Base Number	Contract	AT	Region	England
% of FP17s for the same patient ID Re-attending within 3 months - Children	37	780	4.7%	10.9%	11.6%	11.9%
% of FP17s for the same patient ID Re-attending within 3 months - Adults	503	3,403	14.8%	14.7%	15.4%	16.0%
% of FP17s for the same patient ID Re-attending between 3 & 9 months - Children	600	780	76.9%	57.2%	59.4%	58.3%
% of FP17s for the same patient ID Re-attending between 3 & 9 months - Adults	2,198	3,403	64.6%	48.1%	51.3%	50.3%
% of FP17s for Band 1 Urgent Courses	142	4,180	3.4%	8.7%	8.0%	9.1%
% of FP17s Relating to Free Repair or Replacements	7	4,180	0.2%	0.7%	0.8%	0.8%
% of FP17s Relating to Continuations	98	4,180	2.3%	0.9%	1.0%	1.0%
% of Patients satisfied with the dentistry they have received	3	3	N/A	91.3%	91.7%	91.5%
% of Patients satisfied with the time they had to wait for an appointment	3	3	N/A	86.9%	88.3%	87.9%

* This is based on patients treated on this contract for their most recent course of treatment. Figures in italics indicate the base number of FP17s or Patient Questionnaire responses are less than 100. N/A is shown where the base number of responses is less than 10 during the period. % is calculated as Quantity/Base number*100

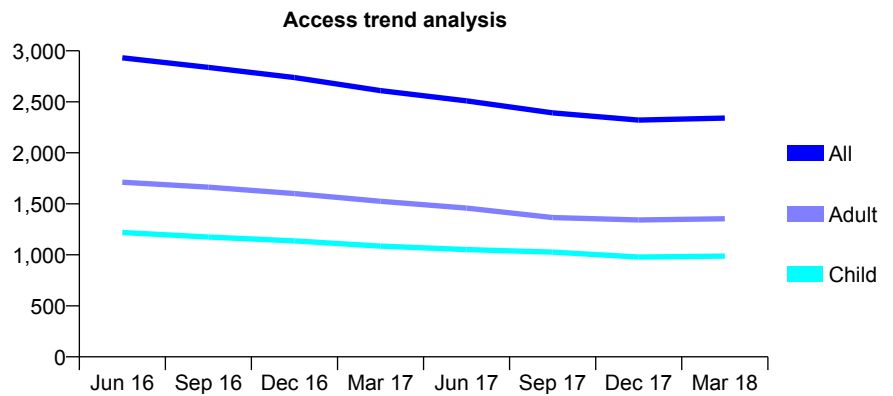
Q58 - Vital Signs At a Glance Contract Report for 102857/0001 - March 2018

Name or company name	PANSHANGER DENTAL PRACTICE
Contract type name	GDS Contract
Purpose of contract	General
Contract start date	01/12/2012
Contract end date	

17/18 Contracted general activity (UDA)	7,192
Carry forward general activity (UDA)	-144
17/18 Contracted orthodontic activity (UOA)	0
Carry forward orthodontic activity (UOA)	0
Baseline contract value	£171,426.57

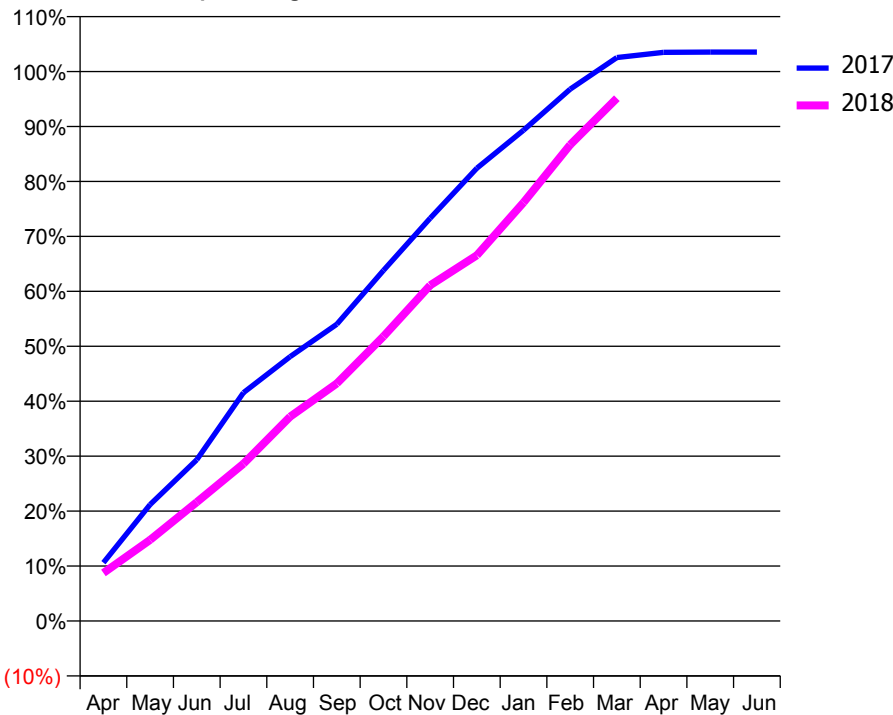
ACCESS*

Patients seen in 24 months	Total	Change since previous quarter
Quarter ending March 2017	2,610	
Quarter ending June 2017	2,509	↓
Quarter ending September 2017	2,392	↓
Quarter ending December 2017	2,321	↓
Quarter ending March 2018	2,341	→
Variance since March 2017	(10.3%)	↓



ACTIVITY

Cumulative percentage of contracted UDA delivered 2017 & 2018



Month	Adjusted Scheduled Activity (UDA)	
	2017	2018
April	763	628
May	1,525	1,062
June	2,111	1,555
July	2,989	2,059
August	3,461	2,675
September	3,884	3,109
October	4,589	3,725
November	5,272	4,393
December	5,927	4,786
January	6,423	5,478
February	6,961	6,234
March	7,374	6,842
April	7,443	
May	7,446	
June	7,446	

QUALITY

	Quantity	Base Number	Contract	AT	Region	England
% of FP17s for the same patient ID Re-attending within 3 months - Children	86	1,625	5.3%	10.9%	11.6%	11.9%
% of FP17s for the same patient ID Re-attending within 3 months - Adults	199	1,889	10.5%	14.7%	15.4%	16.0%
% of FP17s for the same patient ID Re-attending between 3 & 9 months - Children	1,109	1,625	68.2%	57.2%	59.4%	58.3%
% of FP17s for the same patient ID Re-attending between 3 & 9 months - Adults	1,183	1,889	62.6%	48.1%	51.3%	50.3%
% of FP17s for Band 1 Urgent Courses	177	3,494	5.1%	8.7%	8.0%	9.1%
% of FP17s Relating to Free Repair or Replacements	11	3,494	0.3%	0.7%	0.8%	0.8%
% of FP17s Relating to Continuations	15	3,494	0.4%	0.9%	1.0%	1.0%
% of Patients satisfied with the dentistry they have received	3	3	N/A	91.3%	91.7%	91.5%
% of Patients satisfied with the time they had to wait for an appointment	3	3	N/A	86.9%	88.3%	87.9%

* This is based on patients treated on this contract for their most recent course of treatment. Figures in italics indicate the base number of FP17s or Patient Questionnaire responses are less than 100. N/A is shown where the base number of responses is less than 10 during the period. % is calculated as Quantity/Base number*100

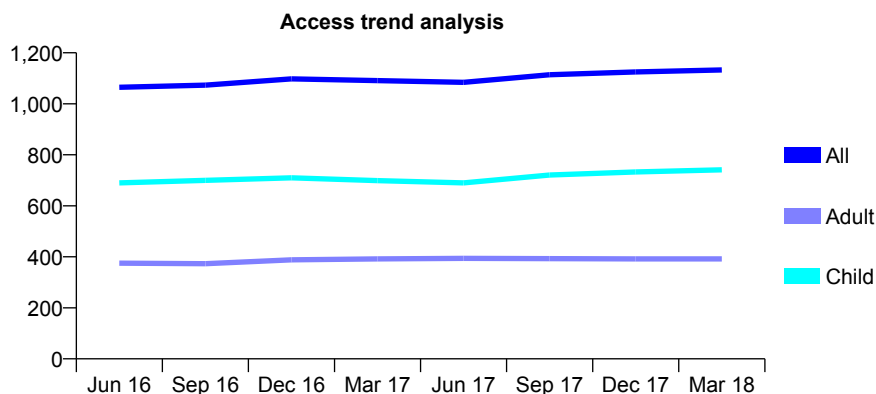
Q58 - Vital Signs At a Glance Contract Report for 104191/0001 - March 2018

Name or company name	Village Dental Practice Ltd
Contract type name	GDS Contract
Purpose of contract	General
Contract start date	01/09/2009
Contract end date	

17/18 Contracted general activity (UDA)	2,700
Carry forward general activity (UDA)	100
17/18 Contracted orthodontic activity (UOA)	0
Carry forward orthodontic activity (UOA)	0
Baseline contract value	£67,795.85

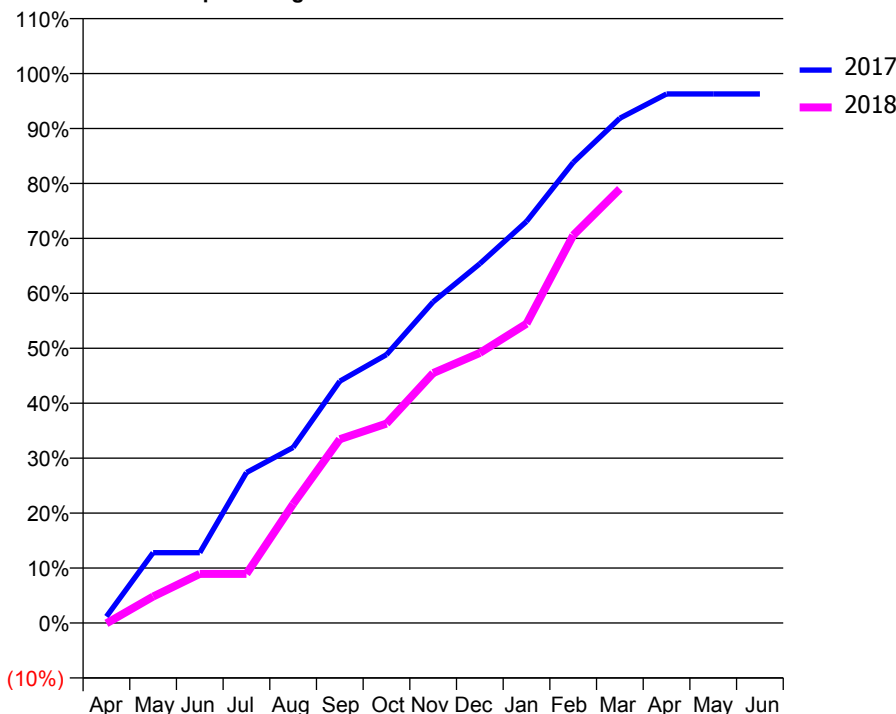
ACCESS*

Patients seen in 24 months	Total	Change since previous quarter
Quarter ending March 2017	1,091	
Quarter ending June 2017	1,084	→
Quarter ending September 2017	1,114	↑
Quarter ending December 2017	1,125	→
Quarter ending March 2018	1,133	→
Variance since March 2017	3.8%	↑



ACTIVITY

Cumulative percentage of contracted UDA delivered 2017 & 2018



Month	Adjusted Scheduled Activity (UDA)	
	2017	2018
April	32	-3
May	346	130
June	346	241
July	740	241
August	863	585
September	1,188	903
October	1,318	980
November	1,578	1,228
December	1,765	1,327
January	1,973	1,471
February	2,263	1,905
March	2,480	2,133
April	2,600	
May	2,600	
June	2,600	

QUALITY

	Quantity	Base Number	Contract	AT	Region	England
% of FP17s for the same patient ID Re-attending within 3 months - Children	79	1,076	7.3%	10.9%	11.6%	11.9%
% of FP17s for the same patient ID Re-attending within 3 months - Adults	26	373	7.0%	14.7%	15.4%	16.0%
% of FP17s for the same patient ID Re-attending between 3 & 9 months - Children	597	1,076	55.5%	57.2%	59.4%	58.3%
% of FP17s for the same patient ID Re-attending between 3 & 9 months - Adults	175	373	46.9%	48.1%	51.3%	50.3%
% of FP17s for Band 1 Urgent Courses	45	1,394	3.2%	8.7%	8.0%	9.1%
% of FP17s Relating to Free Repair or Replacements	0	1,394	0.0%	0.7%	0.8%	0.8%
% of FP17s Relating to Continuations	27	1,394	1.9%	0.9%	1.0%	1.0%
% of Patients satisfied with the dentistry they have received	1	1	N/A	91.3%	91.7%	91.5%
% of Patients satisfied with the time they had to wait for an appointment	1	1	N/A	86.9%	88.3%	87.9%

* This is based on patients treated on this contract for their most recent course of treatment. Figures in italics indicate the base number of FP17s or Patient Questionnaire responses are less than 100. N/A is shown where the base number of responses is less than 10 during the period. % is calculated as Quantity/Base number*100

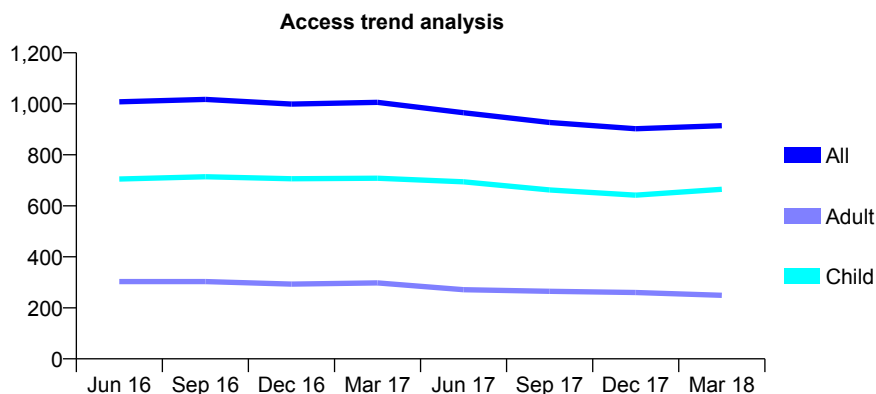
Q58 - Vital Signs At a Glance Contract Report for 104884/0001 - March 2018

Name or company name	Abacus Dental Care
Contract type name	GDS Contract
Purpose of contract	General
Contract start date	01/12/2014
Contract end date	

17/18 Contracted general activity (UDA)	2,777
Carry forward general activity (UDA)	-6
17/18 Contracted orthodontic activity (UOA)	0
Carry forward orthodontic activity (UOA)	0
Baseline contract value	£57,883.76

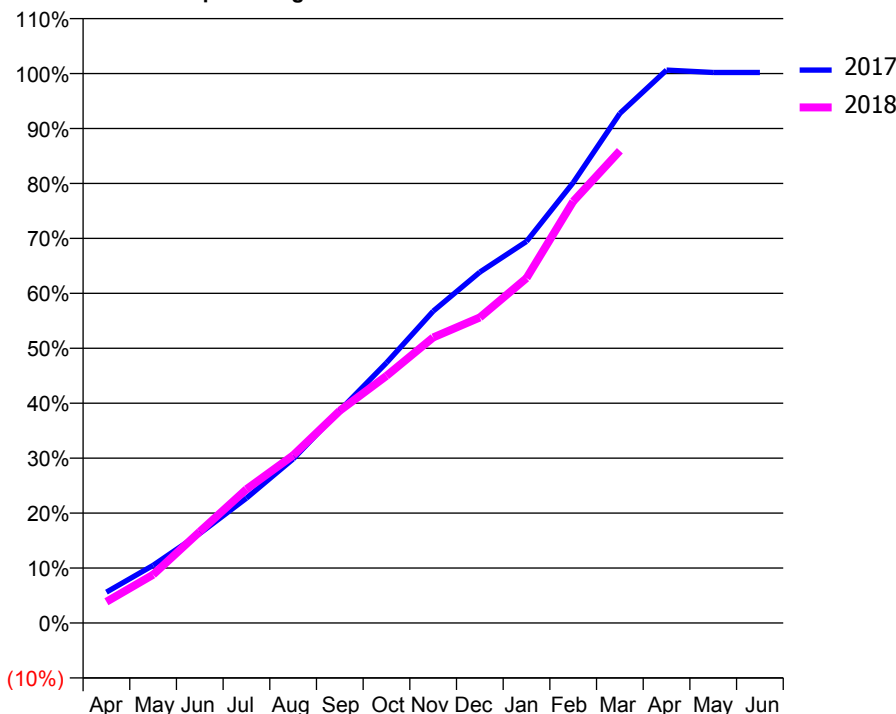
ACCESS*

Patients seen in 24 months	Total	Change since previous quarter
Quarter ending March 2017	1,006	
Quarter ending June 2017	965	↓
Quarter ending September 2017	927	↓
Quarter ending December 2017	902	↓
Quarter ending March 2018	914	→
Variance since March 2017	(9.1%)	↓



ACTIVITY

Cumulative percentage of contracted UDA delivered 2017 & 2018



Month	Adjusted Scheduled Activity (UDA)	
	2017	2018
April	156	107
May	291	244
June	452	462
July	631	676
August	829	848
September	1,075	1,073
October	1,315	1,249
November	1,576	1,443
December	1,773	1,544
January	1,928	1,743
February	2,225	2,130
March	2,575	2,387
April	2,794	
May	2,782	
June	2,782	

QUALITY

	Quantity	Base Number	Contract	AT	Region	England
% of FP17s for the same patient ID Re-attending within 3 months - Children	82	989	8.3%	10.9%	11.6%	11.9%
% of FP17s for the same patient ID Re-attending within 3 months - Adults	46	280	16.4%	14.7%	15.4%	16.0%
% of FP17s for the same patient ID Re-attending between 3 & 9 months - Children	627	989	63.4%	57.2%	59.4%	58.3%
% of FP17s for the same patient ID Re-attending between 3 & 9 months - Adults	156	280	55.7%	48.1%	51.3%	50.3%
% of FP17s for Band 1 Urgent Courses	69	1,209	5.7%	8.7%	8.0%	9.1%
% of FP17s Relating to Free Repair or Replacements	0	1,209	0.0%	0.7%	0.8%	0.8%
% of FP17s Relating to Continuations	7	1,209	0.6%	0.9%	1.0%	1.0%
% of Patients satisfied with the dentistry they have received	0	0	N/A	91.3%	91.7%	91.5%
% of Patients satisfied with the time they had to wait for an appointment	0	0	N/A	86.9%	88.3%	87.9%

* This is based on patients treated on this contract for their most recent course of treatment. Figures in italics indicate the base number of FP17s or Patient Questionnaire responses are less than 100. N/A is shown where the base number of responses is less than 10 during the period. % is calculated as Quantity/Base number*100

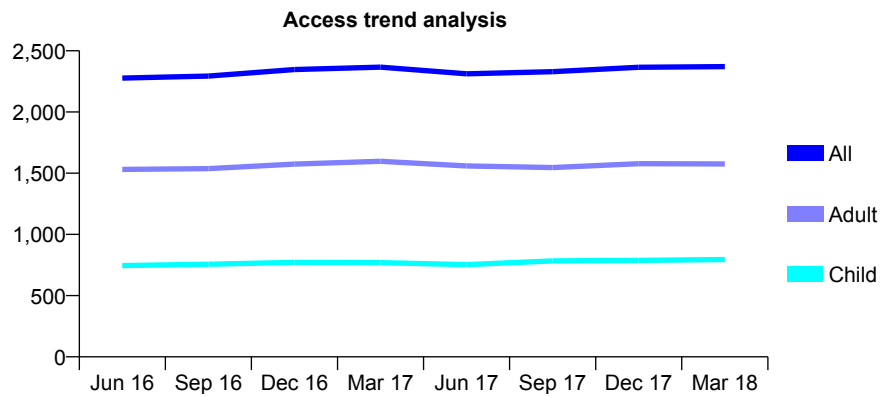
Q58 - Vital Signs At a Glance Contract Report for 105228/0001 - March 2018

Name or company name	Bancroft Dental Limited
Contract type name	GDS Contract
Purpose of contract	General
Contract start date	01/04/2009
Contract end date	

17/18 Contracted general activity (UDA)	6,300
Carry forward general activity (UDA)	-126
17/18 Contracted orthodontic activity (UOA)	0
Carry forward orthodontic activity (UOA)	0
Baseline contract value	£177,227.97

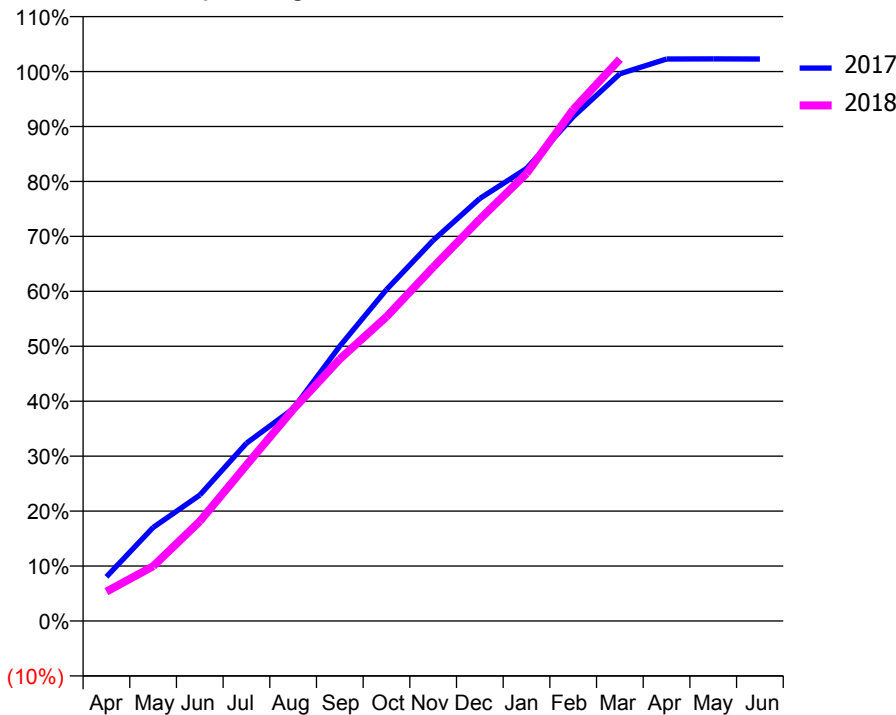
ACCESS*

Patients seen in 24 months	Total	Change since previous quarter
Quarter ending March 2017	2,367	
Quarter ending June 2017	2,312	↓
Quarter ending September 2017	2,330	→
Quarter ending December 2017	2,366	→
Quarter ending March 2018	2,371	→
Variance since March 2017	0.2%	→



ACTIVITY

Cumulative percentage of contracted UDA delivered 2017 & 2018



Month	Adjusted Scheduled Activity (UDA)	
	2017	2018
April	507	338
May	1,072	627
June	1,445	1,143
July	2,039	1,787
August	2,432	2,425
September	3,152	3,004
October	3,800	3,488
November	4,363	4,056
December	4,844	4,607
January	5,188	5,130
February	5,781	5,864
March	6,273	6,441
April	6,443	
May	6,444	
June	6,443	

QUALITY

	Quantity	Base Number	Contract	AT	Region	England
% of FP17s for the same patient ID Re-attending within 3 months - Children	41	1,115	3.7%	10.9%	11.6%	11.9%
% of FP17s for the same patient ID Re-attending within 3 months - Adults	173	1,804	9.6%	14.7%	15.4%	16.0%
% of FP17s for the same patient ID Re-attending between 3 & 9 months - Children	616	1,115	55.2%	57.2%	59.4%	58.3%
% of FP17s for the same patient ID Re-attending between 3 & 9 months - Adults	760	1,804	42.1%	48.1%	51.3%	50.3%
% of FP17s for Band 1 Urgent Courses	175	2,853	6.1%	8.7%	8.0%	9.1%
% of FP17s Relating to Free Repair or Replacements	19	2,853	0.7%	0.7%	0.8%	0.8%
% of FP17s Relating to Continuations	9	2,853	0.3%	0.9%	1.0%	1.0%
% of Patients satisfied with the dentistry they have received	0	0	N/A	91.3%	91.7%	91.5%
% of Patients satisfied with the time they had to wait for an appointment	0	0	N/A	86.9%	88.3%	87.9%

* This is based on patients treated on this contract for their most recent course of treatment. Figures in italics indicate the base number of FP17s or Patient Questionnaire responses are less than 100. N/A is shown where the base number of responses is less than 10 during the period. % is calculated as Quantity/Base number*100

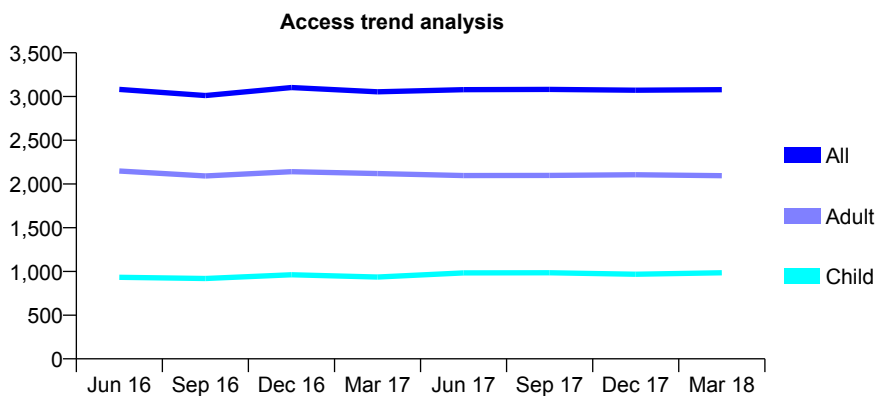
Q58 - Vital Signs At a Glance Contract Report for 105597/0001 - March 2018

Name or company name	Karz Ltd
Contract type name	GDS Contract
Purpose of contract	General
Contract start date	01/04/2007
Contract end date	

17/18 Contracted general activity (UDA)	7,100
Carry forward general activity (UDA)	-63
17/18 Contracted orthodontic activity (UOA)	0
Carry forward orthodontic activity (UOA)	0
Baseline contract value	£202,414.85

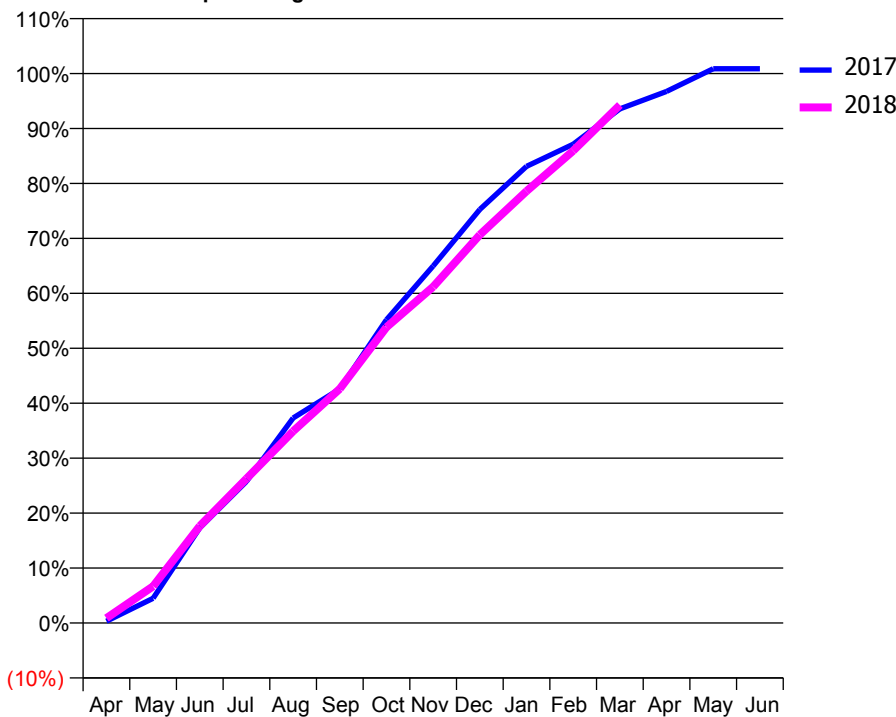
ACCESS*

Patients seen in 24 months	Total	Change since previous quarter
Quarter ending March 2017	3,054	
Quarter ending June 2017	3,079	→
Quarter ending September 2017	3,082	→
Quarter ending December 2017	3,072	→
Quarter ending March 2018	3,079	→
Variance since March 2017	0.8%	→



ACTIVITY

Cumulative percentage of contracted UDA delivered 2017 & 2018



Month	Adjusted Scheduled Activity (UDA)	
	2017	2018
April	23	63
May	319	475
June	1,230	1,253
July	1,829	1,865
August	2,650	2,478
September	3,025	3,026
October	3,918	3,822
November	4,612	4,344
December	5,344	5,016
January	5,899	5,581
February	6,185	6,102
March	6,642	6,694
April	6,869	
May	7,161	
June	7,162	

QUALITY

	Quantity	Base Number	Contract	AT	Region	England
% of FP17s for the same patient ID Re-attending within 3 months - Children	145	1,587	9.1%	10.9%	11.6%	11.9%
% of FP17s for the same patient ID Re-attending within 3 months - Adults	575	2,601	22.1%	14.7%	15.4%	16.0%
% of FP17s for the same patient ID Re-attending between 3 & 9 months - Children	929	1,587	58.5%	57.2%	59.4%	58.3%
% of FP17s for the same patient ID Re-attending between 3 & 9 months - Adults	857	2,601	32.9%	48.1%	51.3%	50.3%
% of FP17s for Band 1 Urgent Courses	444	3,185	13.9%	8.7%	8.0%	9.1%
% of FP17s Relating to Free Repair or Replacements	19	3,185	0.6%	0.7%	0.8%	0.8%
% of FP17s Relating to Continuations	37	3,185	1.2%	0.9%	1.0%	1.0%
% of Patients satisfied with the dentistry they have received	4	4	N/A	91.3%	91.7%	91.5%
% of Patients satisfied with the time they had to wait for an appointment	4	4	N/A	86.9%	88.3%	87.9%

* This is based on patients treated on this contract for their most recent course of treatment. Figures in italics indicate the base number of FP17s or Patient Questionnaire responses are less than 100. N/A is shown where the base number of responses is less than 10 during the period. % is calculated as Quantity/Base number*100

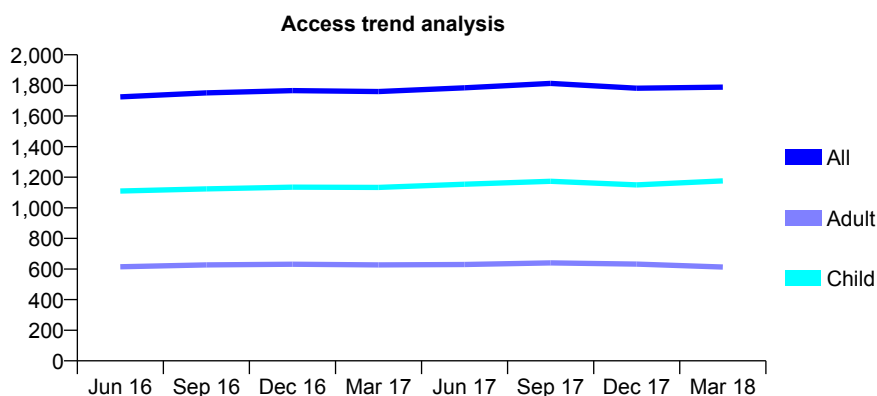
Q58 - Vital Signs At a Glance Contract Report for 105600/0001 - March 2018

Name or company name	The Shefford Dental Practice Ltd
Contract type name	GDS Contract
Purpose of contract	General
Contract start date	01/02/2013
Contract end date	

17/18 Contracted general activity (UDA)	3,592
Carry forward general activity (UDA)	-72
17/18 Contracted orthodontic activity (UOA)	0
Carry forward orthodontic activity (UOA)	0
Baseline contract value	£80,432.50

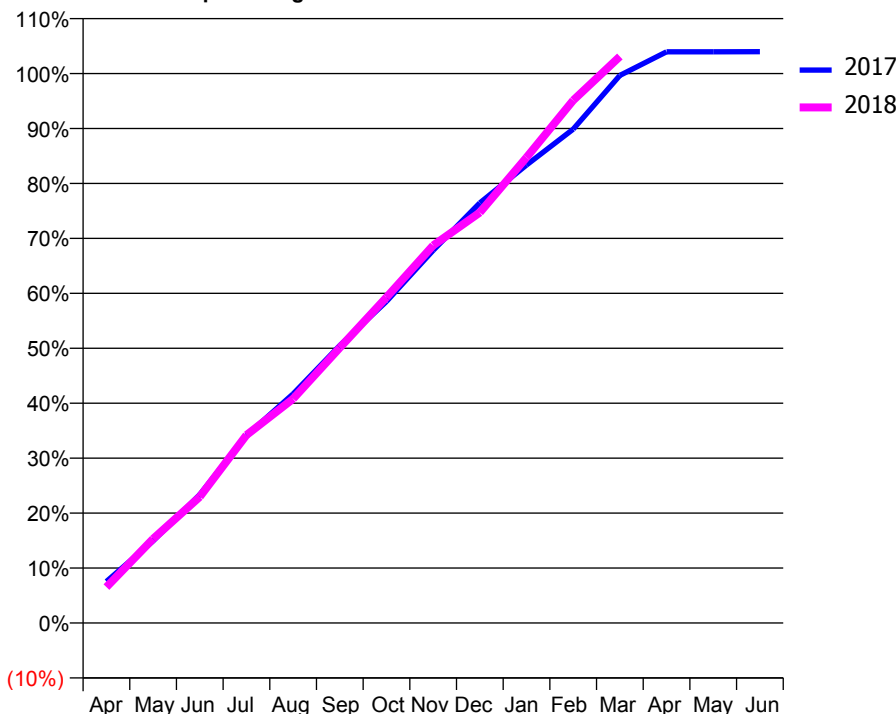
ACCESS*

Patients seen in 24 months	Total	Change since previous quarter
Quarter ending March 2017	1,760	
Quarter ending June 2017	1,784	→
Quarter ending September 2017	1,813	→
Quarter ending December 2017	1,782	↓
Quarter ending March 2018	1,789	→
Variance since March 2017	1.6%	→



ACTIVITY

Cumulative percentage of contracted UDA delivered 2017 & 2018



Month	Adjusted Scheduled Activity (UDA)	
	2017	2018
April	272	235
May	536	550
June	840	825
July	1,226	1,229
August	1,498	1,466
September	1,814	1,800
October	2,102	2,129
November	2,436	2,468
December	2,747	2,684
January	2,994	3,043
February	3,228	3,417
March	3,579	3,704
April	3,734	
May	3,734	
June	3,735	

QUALITY

	Quantity	Base Number	Contract	AT	Region	England
% of FP17s for the same patient ID Re-attending within 3 months - Children	154	2,054	7.5%	10.9%	11.6%	11.9%
% of FP17s for the same patient ID Re-attending within 3 months - Adults	66	705	9.4%	14.7%	15.4%	16.0%
% of FP17s for the same patient ID Re-attending between 3 & 9 months - Children	1,330	2,054	64.8%	57.2%	59.4%	58.3%
% of FP17s for the same patient ID Re-attending between 3 & 9 months - Adults	434	705	61.6%	48.1%	51.3%	50.3%
% of FP17s for Band 1 Urgent Courses	109	2,660	4.1%	8.7%	8.0%	9.1%
% of FP17s Relating to Free Repair or Replacements	0	2,660	0.0%	0.7%	0.8%	0.8%
% of FP17s Relating to Continuations	1	2,660	0.0%	0.9%	1.0%	1.0%
% of Patients satisfied with the dentistry they have received	1	1	N/A	91.3%	91.7%	91.5%
% of Patients satisfied with the time they had to wait for an appointment	1	1	N/A	86.9%	88.3%	87.9%

* This is based on patients treated on this contract for their most recent course of treatment. Figures in italics indicate the base number of FP17s or Patient Questionnaire responses are less than 100. N/A is shown where the base number of responses is less than 10 during the period. % is calculated as Quantity/Base number*100

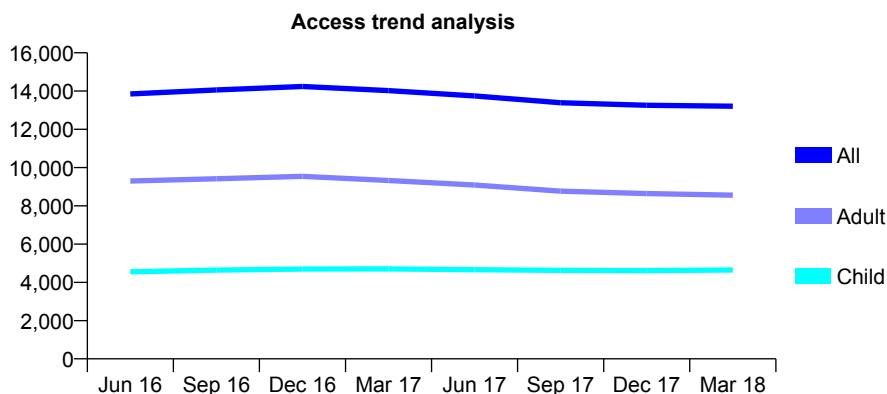
Q58 - Vital Signs At a Glance Contract Report for 106194/0001 - March 2018

Name or company name	Weston Favell Dental Surgery
Contract type name	GDS Contract
Purpose of contract	General
Contract start date	01/04/2006
Contract end date	

17/18 Contracted general activity (UDA)	42,552
Carry forward general activity (UDA)	347
17/18 Contracted orthodontic activity (UOA)	0
Carry forward orthodontic activity (UOA)	0
Baseline contract value	£1,134,746.92

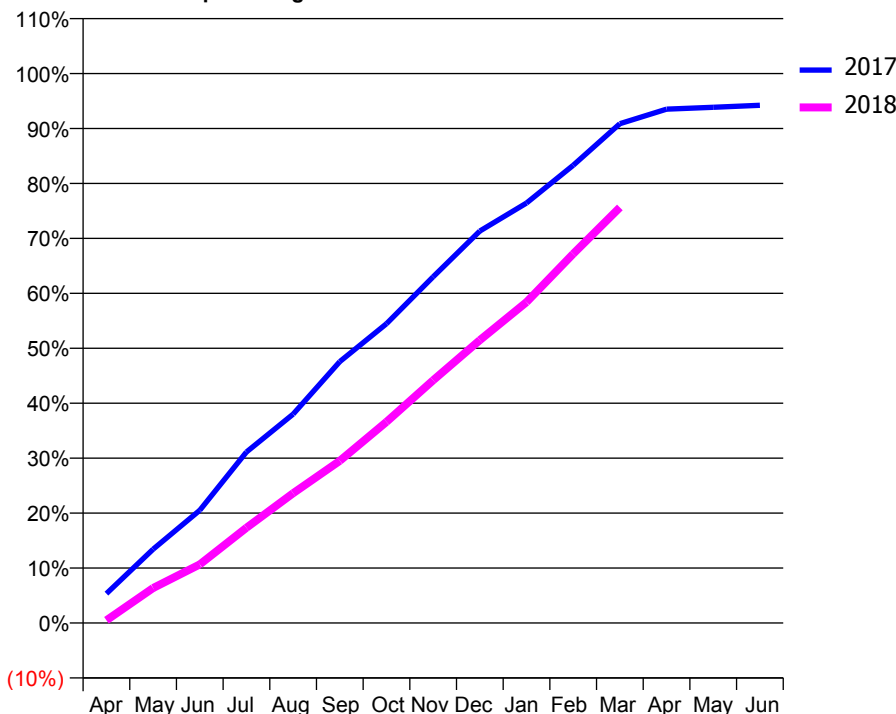
ACCESS*

Patients seen in 24 months	Total	Change since previous quarter
Quarter ending March 2017	14,026	
Quarter ending June 2017	13,744	↓
Quarter ending September 2017	13,390	↓
Quarter ending December 2017	13,255	↓
Quarter ending March 2018	13,208	→
Variance since March 2017	(5.8%)	↓



ACTIVITY

Cumulative percentage of contracted UDA delivered 2017 & 2018



Month	Adjusted Scheduled Activity (UDA)	
	2017	2018
April	2,272	213
May	5,711	2,715
June	8,729	4,539
July	13,243	7,377
August	16,174	10,054
September	20,244	12,560
October	23,177	15,577
November	26,808	18,795
December	30,356	21,909
January	32,517	24,852
February	35,439	28,586
March	38,670	32,179
April	39,795	
May	39,934	
June	40,093	

QUALITY

	Quantity	Base Number	Contract	AT	Region	England
% of FP17s for the same patient ID Re-attending within 3 months - Children	600	6,571	9.1%	10.9%	11.6%	11.9%
% of FP17s for the same patient ID Re-attending within 3 months - Adults	1,334	10,154	13.1%	14.7%	15.4%	16.0%
% of FP17s for the same patient ID Re-attending between 3 & 9 months - Children	3,570	6,571	54.3%	57.2%	59.4%	58.3%
% of FP17s for the same patient ID Re-attending between 3 & 9 months - Adults	5,120	10,154	50.4%	48.1%	51.3%	50.3%
% of FP17s for Band 1 Urgent Courses	1,170	15,507	7.5%	8.7%	8.0%	9.1%
% of FP17s Relating to Free Repair or Replacements	100	15,507	0.6%	0.7%	0.8%	0.8%
% of FP17s Relating to Continuations	67	15,507	0.4%	0.9%	1.0%	1.0%
% of Patients satisfied with the dentistry they have received	4	6	N/A	91.3%	91.7%	91.5%
% of Patients satisfied with the time they had to wait for an appointment	3	6	N/A	86.9%	88.3%	87.9%

* This is based on patients treated on this contract for their most recent course of treatment. Figures in italics indicate the base number of FP17s or Patient Questionnaire responses are less than 100. N/A is shown where the base number of responses is less than 10 during the period. % is calculated as Quantity/Base number*100

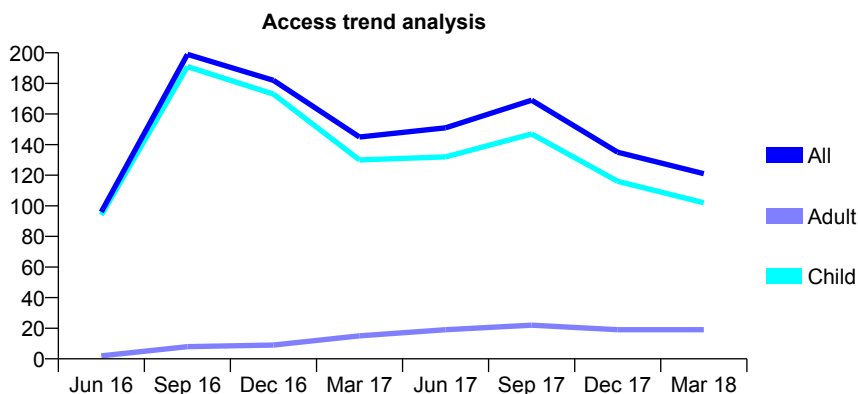
Q58 - Vital Signs At a Glance Contract Report for 106194/0002 - March 2018

Name or company name	Weston Favell Dental Surgery
Contract type name	GDS Contract
Purpose of contract	General
Contract start date	01/04/2006
Contract end date	

17/18 Contracted general activity (UDA)	4,500
Carry forward general activity (UDA)	0
17/18 Contracted orthodontic activity (UOA)	0
Carry forward orthodontic activity (UOA)	0
Baseline contract value	£166,265.22

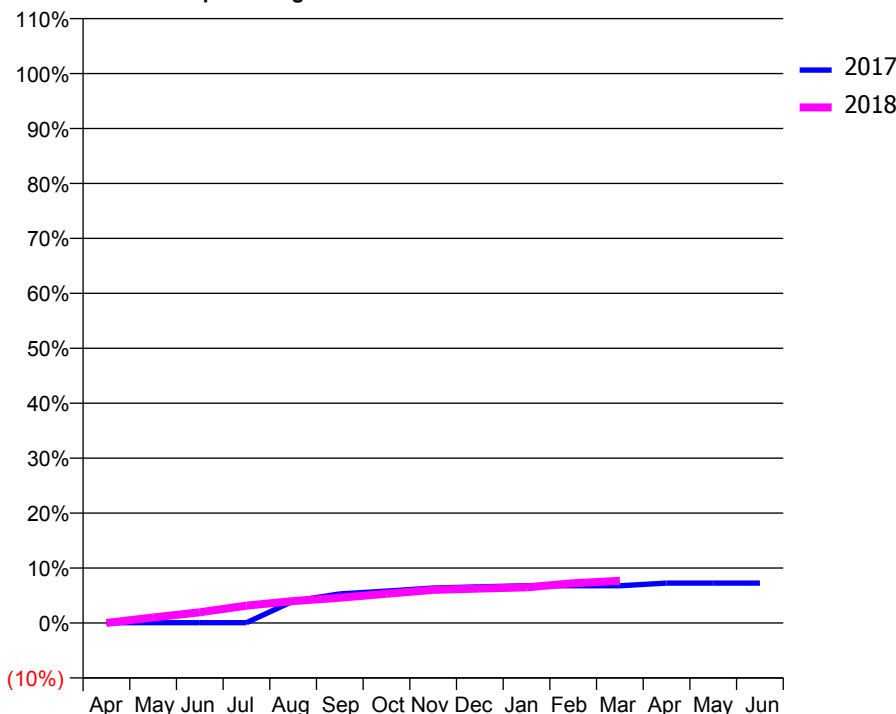
ACCESS*

Patients seen in 24 months	Total	Change since previous quarter
Quarter ending March 2017	145	
Quarter ending June 2017	151	↑
Quarter ending September 2017	169	↑
Quarter ending December 2017	135	↓
Quarter ending March 2018	121	↓
Variance since March 2017	(16.6%)	↓



ACTIVITY

Cumulative percentage of contracted UDA delivered 2017 & 2018



Month	Adjusted Scheduled Activity (UDA)	
	2017	2018
April	3	0
May	3	45
June	3	88
July	3	142
August	180	179
September	239	207
October	261	239
November	287	271
December	297	283
January	305	292
February	305	326
March	305	346
April	327	
May	327	
June	327	

QUALITY

	Quantity	Base Number	Contract	AT	Region	England
% of FP17s for the same patient ID Re-attending within 3 months - Children	10	180	5.6%	10.9%	11.6%	11.9%
% of FP17s for the same patient ID Re-attending within 3 months - Adults	0	7	0.0%	14.7%	15.4%	16.0%
% of FP17s for the same patient ID Re-attending between 3 & 9 months - Children	20	180	11.1%	57.2%	59.4%	58.3%
% of FP17s for the same patient ID Re-attending between 3 & 9 months - Adults	0	7	0.0%	48.1%	51.3%	50.3%
% of FP17s for Band 1 Urgent Courses	5	171	2.9%	8.7%	8.0%	9.1%
% of FP17s Relating to Free Repair or Replacements	0	171	0.0%	0.7%	0.8%	0.8%
% of FP17s Relating to Continuations	0	171	0.0%	0.9%	1.0%	1.0%
% of Patients satisfied with the dentistry they have received	0	0	N/A	91.3%	91.7%	91.5%
% of Patients satisfied with the time they had to wait for an appointment	0	0	N/A	86.9%	88.3%	87.9%

* This is based on patients treated on this contract for their most recent course of treatment. Figures in italics indicate the base number of FP17s or Patient Questionnaire responses are less than 100. N/A is shown where the base number of responses is less than 10 during the period. % is calculated as Quantity/Base number*100

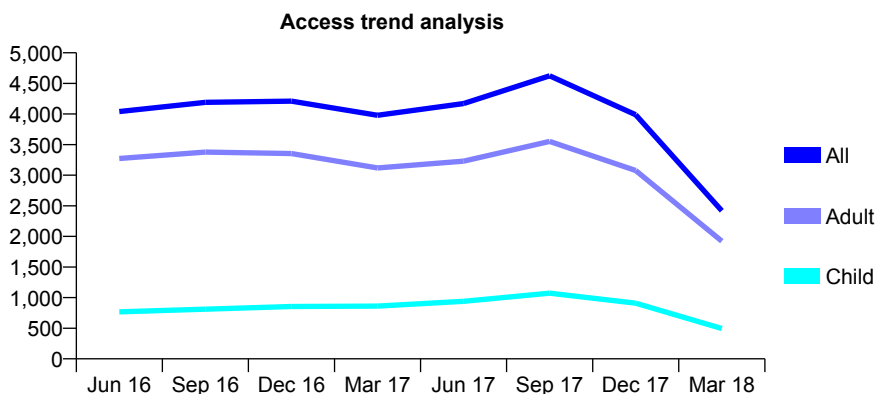
Q58 - Vital Signs At a Glance Contract Report for 106259/0001 - March 2018

Name or company name	Mr S Mehra and Mr A Khetia
Contract type name	GDS Contract
Purpose of contract	General
Contract start date	28/05/2014
Contract end date	

17/18 Contracted general activity (UDA)	11,262
Carry forward general activity (UDA)	-69
17/18 Contracted orthodontic activity (UOA)	0
Carry forward orthodontic activity (UOA)	0
Baseline contract value	£212,908.17

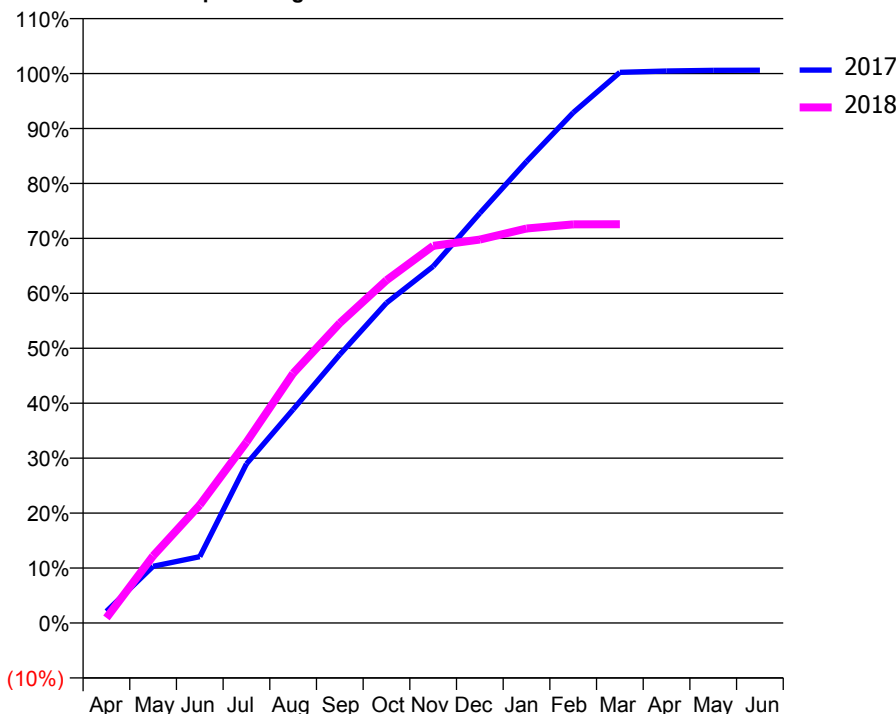
ACCESS*

Patients seen in 24 months	Total	Change since previous quarter
Quarter ending March 2017	3,979	
Quarter ending June 2017	4,170	↑
Quarter ending September 2017	4,624	↑
Quarter ending December 2017	3,987	↓
Quarter ending March 2018	2,419	↓
Variance since March 2017	(39.2%)	↓



ACTIVITY

Cumulative percentage of contracted UDA delivered 2017 & 2018



Month	Adjusted Scheduled Activity (UDA)	
	2017	2018
April	238	105
May	1,163	1,375
June	1,361	2,419
July	3,261	3,708
August	4,377	5,117
September	5,502	6,148
October	6,560	7,026
November	7,310	7,731
December	8,399	7,858
January	9,458	8,085
February	10,462	8,171
March	11,286	8,174
April	11,313	
May	11,328	
June	11,331	

QUALITY

	Quantity	Base Number	Contract	AT	Region	England
% of FP17s for the same patient ID Re-attending within 3 months - Children	57	1,132	5.0%	10.9%	11.6%	11.9%
% of FP17s for the same patient ID Re-attending within 3 months - Adults	354	3,452	10.3%	14.7%	15.4%	16.0%
% of FP17s for the same patient ID Re-attending between 3 & 9 months - Children	484	1,132	42.8%	57.2%	59.4%	58.3%
% of FP17s for the same patient ID Re-attending between 3 & 9 months - Adults	1,402	3,452	40.6%	48.1%	51.3%	50.3%
% of FP17s for Band 1 Urgent Courses	333	4,563	7.3%	8.7%	8.0%	9.1%
% of FP17s Relating to Free Repair or Replacements	50	4,563	1.1%	0.7%	0.8%	0.8%
% of FP17s Relating to Continuations	13	4,563	0.3%	0.9%	1.0%	1.0%
% of Patients satisfied with the dentistry they have received	6	6	N/A	91.3%	91.7%	91.5%
% of Patients satisfied with the time they had to wait for an appointment	5	6	N/A	86.9%	88.3%	87.9%

* This is based on patients treated on this contract for their most recent course of treatment. Figures in italics indicate the base number of FP17s or Patient Questionnaire responses are less than 100. N/A is shown where the base number of responses is less than 10 during the period. % is calculated as Quantity/Base number*100

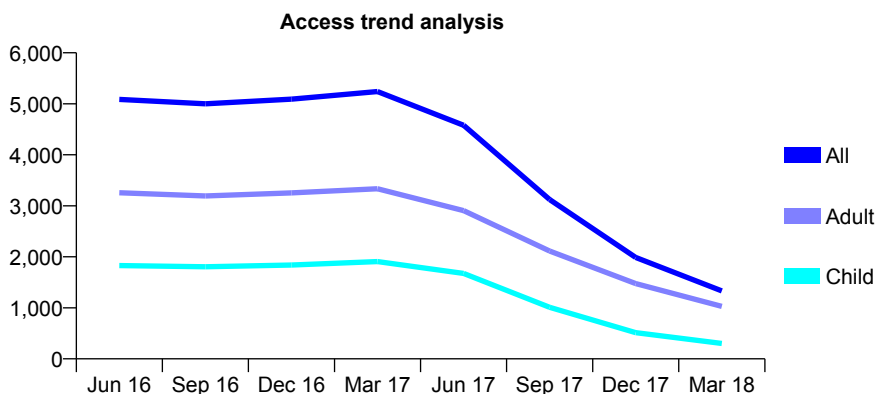
Q58 - Vital Signs At a Glance Contract Report for 107573/0001 - March 2018

Name or company name	Mr S Bhandal
Contract type name	GDS Contract
Purpose of contract	General
Contract start date	11/02/2014
Contract end date	18/05/2017

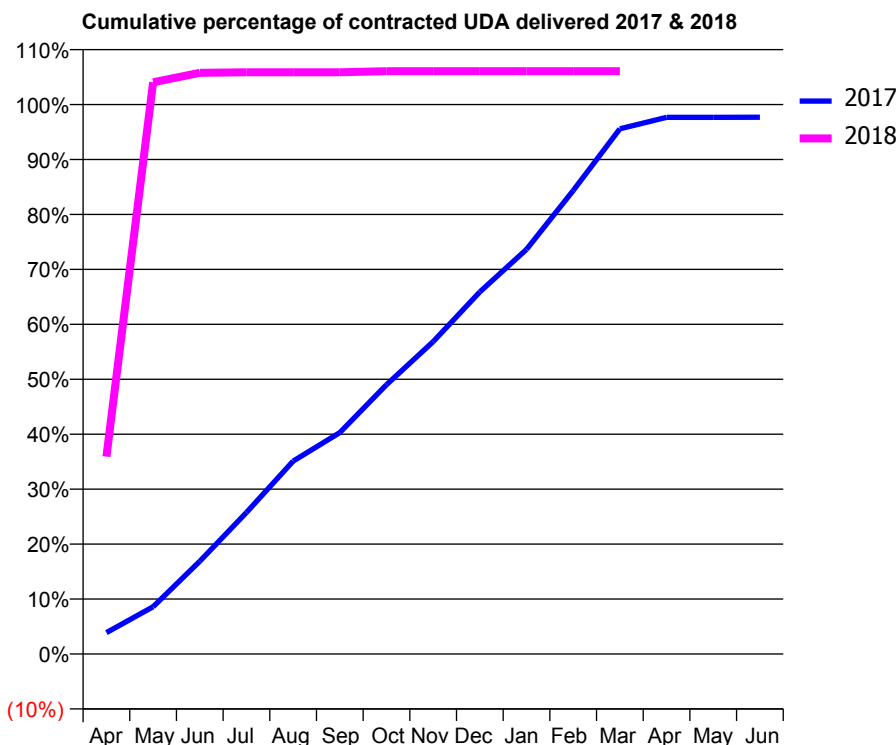
17/18 Contracted general activity (UDA)	1,702
Carry forward general activity (UDA)	0
17/18 Contracted orthodontic activity (UOA)	0
Carry forward orthodontic activity (UOA)	0
Baseline contract value	£49,483.81

ACCESS*

Patients seen in 24 months	Total	Change since previous quarter
Quarter ending March 2017	5,240	
Quarter ending June 2017	4,580	↓
Quarter ending September 2017	3,124	↓
Quarter ending December 2017	1,989	↓
Quarter ending March 2018	1,333	↓
Variance since March 2017	(74.6%)	↓



ACTIVITY



Month	Adjusted Scheduled Activity (UDA)	
	2017	2018
April	505	612
May	1,111	1,771
June	2,180	1,800
July	3,330	1,802
August	4,537	1,802
September	5,208	1,802
October	6,333	1,805
November	7,348	1,805
December	8,518	1,805
January	9,516	1,805
February	10,899	1,805
March	12,353	1,805
April	12,621	
May	12,622	
June	12,624	

QUALITY

	Quantity	Base Number	Contract	AT	Region	England
% of FP17s for the same patient ID Re-attending within 3 months - Children	22	394	5.6%	10.9%	11.6%	11.9%
% of FP17s for the same patient ID Re-attending within 3 months - Adults	59	538	11.0%	14.7%	15.4%	16.0%
% of FP17s for the same patient ID Re-attending between 3 & 9 months - Children	135	394	34.3%	57.2%	59.4%	58.3%
% of FP17s for the same patient ID Re-attending between 3 & 9 months - Adults	183	538	34.0%	48.1%	51.3%	50.3%
% of FP17s for Band 1 Urgent Courses	60	850	7.1%	8.7%	8.0%	9.1%
% of FP17s Relating to Free Repair or Replacements	2	850	0.2%	0.7%	0.8%	0.8%
% of FP17s Relating to Continuations	3	850	0.4%	0.9%	1.0%	1.0%
% of Patients satisfied with the dentistry they have received	0	1	N/A	91.3%	91.7%	91.5%
% of Patients satisfied with the time they had to wait for an appointment	0	1	N/A	86.9%	88.3%	87.9%

* This is based on patients treated on this contract for their most recent course of treatment. Figures in italics indicate the base number of FP17s or Patient Questionnaire responses are less than 100. N/A is shown where the base number of responses is less than 10 during the period. % is calculated as Quantity/Base number*100

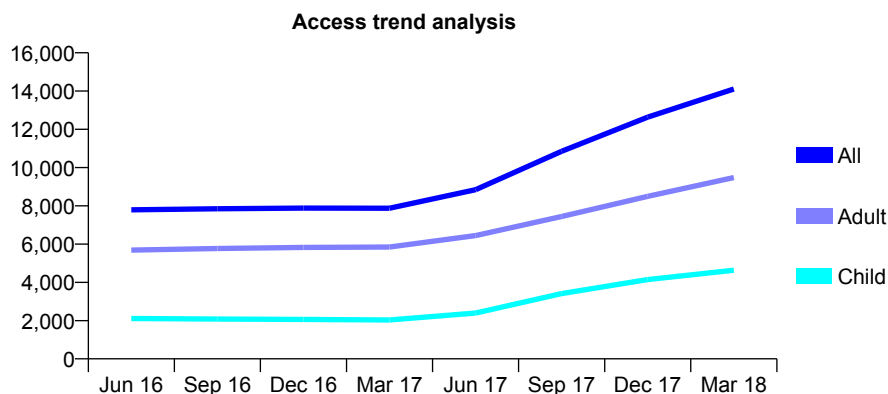
Q58 - Vital Signs At a Glance Contract Report for 107573/0002 - March 2018

Name or company name	Mr S Bhandal
Contract type name	GDS Contract
Purpose of contract	General
Contract start date	11/02/2014
Contract end date	

17/18 Contracted general activity (UDA)	38,646
Carry forward general activity (UDA)	0
17/18 Contracted orthodontic activity (UOA)	0
Carry forward orthodontic activity (UOA)	0
Baseline contract value	£1,241,949.75

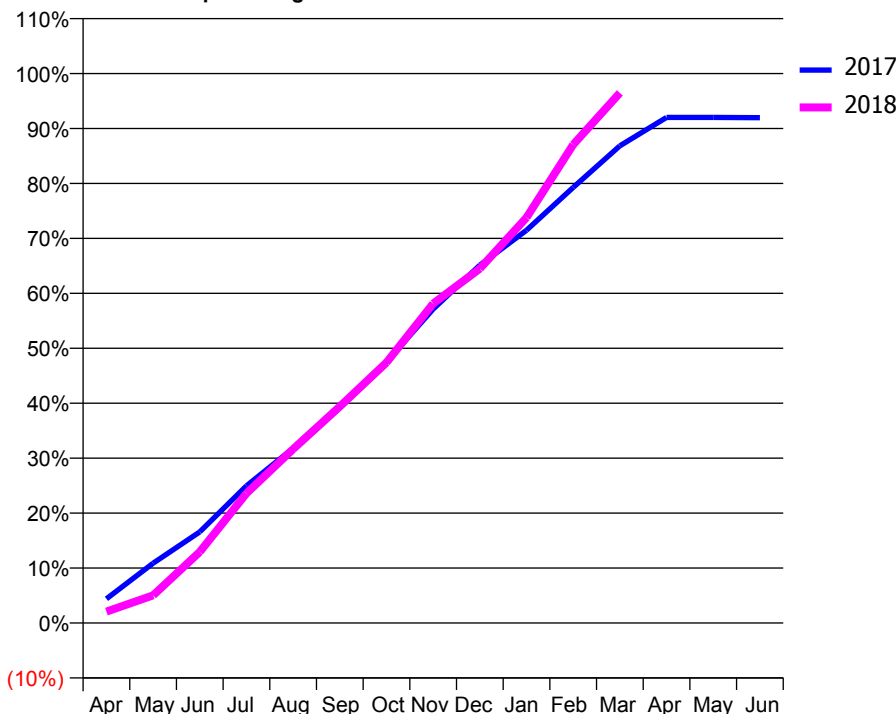
ACCESS*

Patients seen in 24 months	Total	Change since previous quarter
Quarter ending March 2017	7,873	
Quarter ending June 2017	8,843	↑
Quarter ending September 2017	10,852	↑
Quarter ending December 2017	12,639	↑
Quarter ending March 2018	14,108	↑
Variance since March 2017	79.2%	↑



ACTIVITY

Cumulative percentage of contracted UDA delivered 2017 & 2018



Month	Adjusted Scheduled Activity (UDA)	
	2017	2018
April	944	801
May	2,333	1,949
June	3,554	5,005
July	5,353	9,124
August	6,820	12,233
September	8,412	15,222
October	10,186	18,321
November	12,254	22,465
December	13,964	24,926
January	15,329	28,513
February	16,998	33,642
March	18,621	37,281
April	19,731	
May	19,730	
June	19,719	

QUALITY

	Quantity	Base Number	Contract	AT	Region	England
% of FP17s for the same patient ID Re-attending within 3 months - Children	376	6,681	5.6%	10.9%	11.6%	11.9%
% of FP17s for the same patient ID Re-attending within 3 months - Adults	1,219	11,546	10.6%	14.7%	15.4%	16.0%
% of FP17s for the same patient ID Re-attending between 3 & 9 months - Children	2,287	6,681	34.2%	57.2%	59.4%	58.3%
% of FP17s for the same patient ID Re-attending between 3 & 9 months - Adults	3,384	11,546	29.3%	48.1%	51.3%	50.3%
% of FP17s for Band 1 Urgent Courses	1,403	17,794	7.9%	8.7%	8.0%	9.1%
% of FP17s Relating to Free Repair or Replacements	110	17,794	0.6%	0.7%	0.8%	0.8%
% of FP17s Relating to Continuations	50	17,794	0.3%	0.9%	1.0%	1.0%
% of Patients satisfied with the dentistry they have received	6	6	N/A	91.3%	91.7%	91.5%
% of Patients satisfied with the time they had to wait for an appointment	3	6	N/A	86.9%	88.3%	87.9%

* This is based on patients treated on this contract for their most recent course of treatment. Figures in italics indicate the base number of FP17s or Patient Questionnaire responses are less than 100. N/A is shown where the base number of responses is less than 10 during the period. % is calculated as Quantity/Base number*100

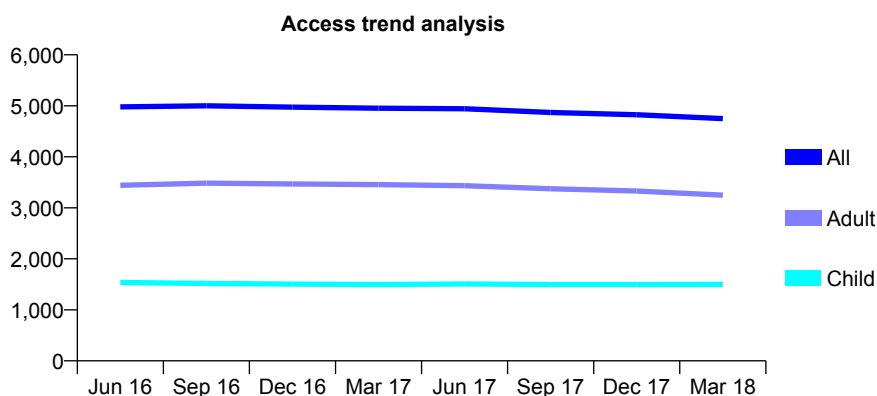
Q58 - Vital Signs At a Glance Contract Report for 107581/0001 - March 2018

Name or company name	Mr R Naidoo and Mrs S Naidoo
Contract type name	GDS Contract
Purpose of contract	General
Contract start date	01/04/2006
Contract end date	

17/18 Contracted general activity (UDA)	7,404
Carry forward general activity (UDA)	-148
17/18 Contracted orthodontic activity (UOA)	0
Carry forward orthodontic activity (UOA)	0
Baseline contract value	£190,892.78

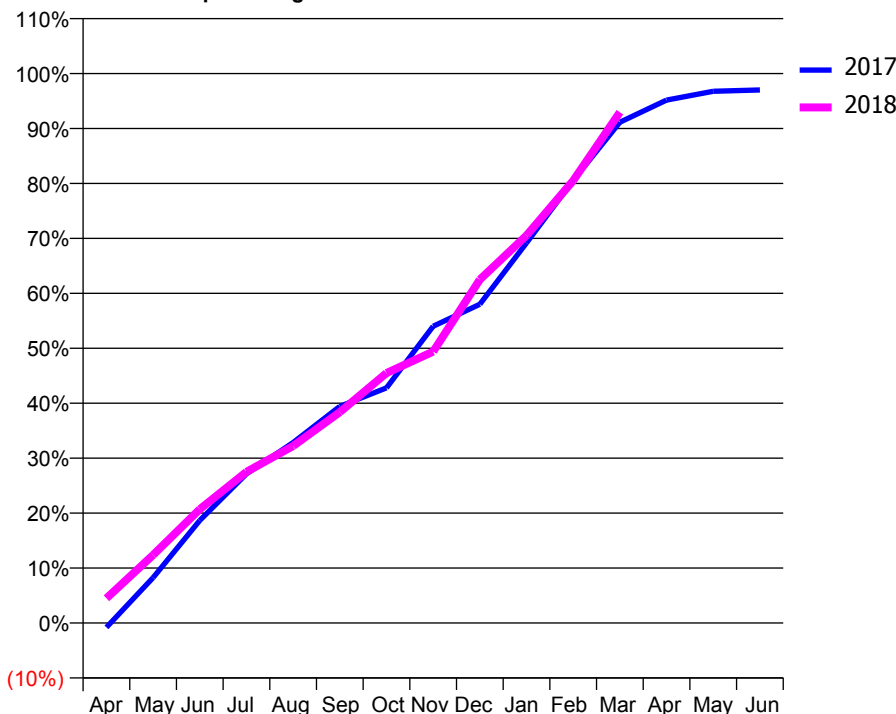
ACCESS*

Patients seen in 24 months	Total	Change since previous quarter
Quarter ending March 2017	4,953	
Quarter ending June 2017	4,942	→
Quarter ending September 2017	4,869	↓
Quarter ending December 2017	4,826	→
Quarter ending March 2018	4,749	↓
Variance since March 2017	(4.1%)	↓



ACTIVITY

Cumulative percentage of contracted UDA delivered 2017 & 2018



Adjusted Scheduled Activity (UDA)

Month	2017	2018
April	-60	334
May	612	917
June	1,383	1,533
July	2,010	2,037
August	2,432	2,385
September	2,919	2,841
October	3,169	3,369
November	3,999	3,658
December	4,295	4,627
January	5,121	5,222
February	5,963	5,961
March	6,748	6,882
April	7,046	
May	7,165	
June	7,182	

QUALITY

	Quantity	Base Number	Contract	AT	Region	England
% of FP17s for the same patient ID Re-attending within 3 months - Children	145	1,541	9.4%	10.9%	11.6%	11.9%
% of FP17s for the same patient ID Re-attending within 3 months - Adults	351	3,044	11.5%	14.7%	15.4%	16.0%
% of FP17s for the same patient ID Re-attending between 3 & 9 months - Children	493	1,541	32.0%	57.2%	59.4%	58.3%
% of FP17s for the same patient ID Re-attending between 3 & 9 months - Adults	975	3,044	32.0%	48.1%	51.3%	50.3%
% of FP17s for Band 1 Urgent Courses	239	3,584	6.7%	8.7%	8.0%	9.1%
% of FP17s Relating to Free Repair or Replacements	16	3,584	0.4%	0.7%	0.8%	0.8%
% of FP17s Relating to Continuations	1	3,584	0.0%	0.9%	1.0%	1.0%
% of Patients satisfied with the dentistry they have received	2	2	N/A	91.3%	91.7%	91.5%
% of Patients satisfied with the time they had to wait for an appointment	2	2	N/A	86.9%	88.3%	87.9%

* This is based on patients treated on this contract for their most recent course of treatment. Figures in italics indicate the base number of FP17s or Patient Questionnaire responses are less than 100. N/A is shown where the base number of responses is less than 10 during the period. % is calculated as Quantity/Base number*100

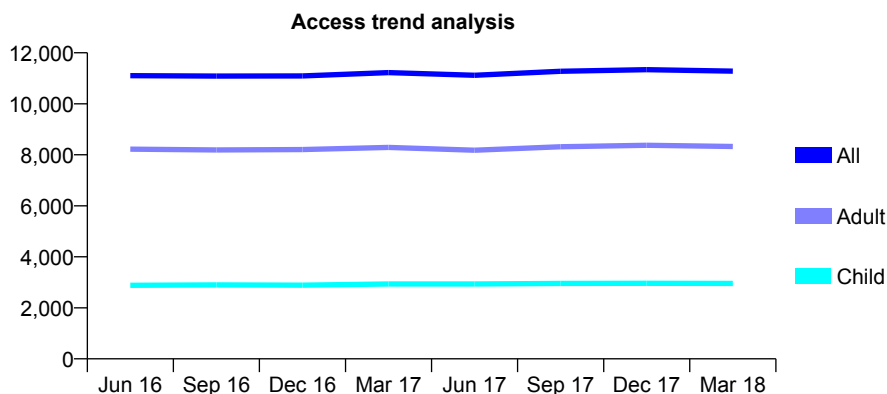
Q58 - Vital Signs At a Glance Contract Report for 108561/0001 - March 2018

Name or company name	Stevenage Dental Practice
Contract type name	GDS Contract
Purpose of contract	General
Contract start date	01/04/2006
Contract end date	

17/18 Contracted general activity (UDA)	28,940
Carry forward general activity (UDA)	-539
17/18 Contracted orthodontic activity (UOA)	0
Carry forward orthodontic activity (UOA)	0
Baseline contract value	£793,515.69

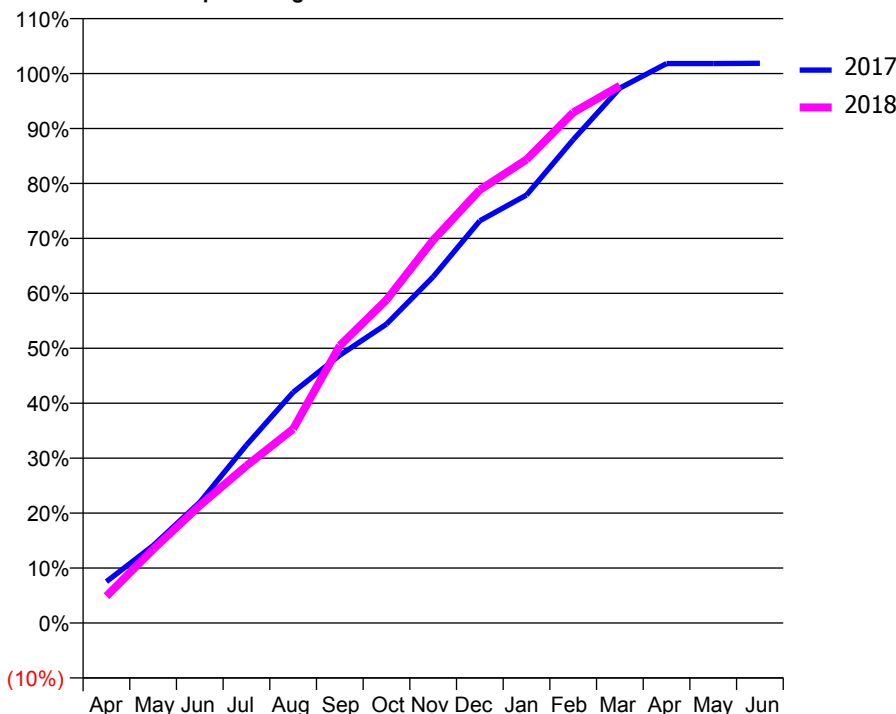
ACCESS*

Patients seen in 24 months	Total	Change since previous quarter
Quarter ending March 2017	11,222	
Quarter ending June 2017	11,118	→
Quarter ending September 2017	11,274	→
Quarter ending December 2017	11,336	→
Quarter ending March 2018	11,281	→
Variance since March 2017	0.5%	→



ACTIVITY

Cumulative percentage of contracted UDA delivered 2017 & 2018



Month	Adjusted Scheduled Activity (UDA)	
	2017	2018
April	2,180	1,413
May	4,079	3,878
June	6,360	6,191
July	9,369	8,284
August	12,155	10,223
September	14,107	14,609
October	15,741	17,021
November	18,237	20,163
December	21,185	22,813
January	22,542	24,406
February	25,458	26,888
March	28,175	28,301
April	29,464	
May	29,461	
June	29,479	

QUALITY

	Quantity	Base Number	Contract	AT	Region	England
% of FP17s for the same patient ID Re-attending within 3 months - Children	201	3,773	5.3%	10.9%	11.6%	11.9%
% of FP17s for the same patient ID Re-attending within 3 months - Adults	1,324	9,275	14.3%	14.7%	15.4%	16.0%
% of FP17s for the same patient ID Re-attending between 3 & 9 months - Children	1,936	3,773	51.3%	57.2%	59.4%	58.3%
% of FP17s for the same patient ID Re-attending between 3 & 9 months - Adults	3,510	9,275	37.8%	48.1%	51.3%	50.3%
% of FP17s for Band 1 Urgent Courses	1,476	12,464	11.8%	8.7%	8.0%	9.1%
% of FP17s Relating to Free Repair or Replacements	31	12,464	0.2%	0.7%	0.8%	0.8%
% of FP17s Relating to Continuations	106	12,464	0.9%	0.9%	1.0%	1.0%
% of Patients satisfied with the dentistry they have received	15	17	88.2%	91.3%	91.7%	91.5%
% of Patients satisfied with the time they had to wait for an appointment	15	17	88.2%	86.9%	88.3%	87.9%

* This is based on patients treated on this contract for their most recent course of treatment. Figures in italics indicate the base number of FP17s or Patient Questionnaire responses are less than 100. N/A is shown where the base number of responses is less than 10 during the period. % is calculated as Quantity/Base number*100

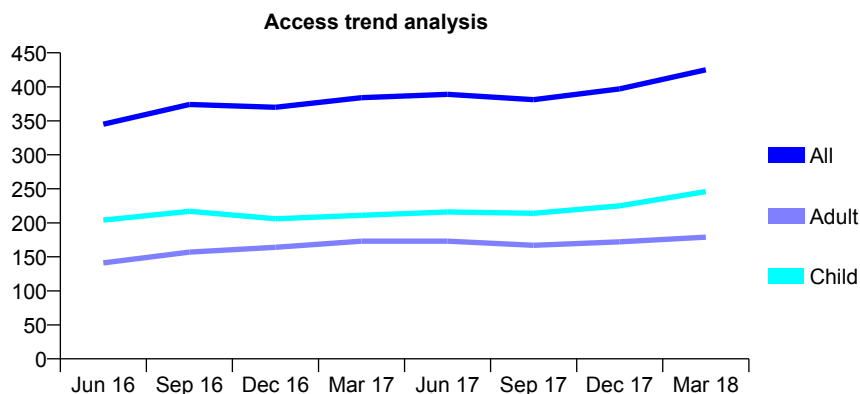
Q58 - Vital Signs At a Glance Contract Report for 109908/0001 - March 2018

Name or company name	Tailored Dental Care
Contract type name	GDS Contract
Purpose of contract	General
Contract start date	01/05/2015
Contract end date	

17/18 Contracted general activity (UDA)	1,524
Carry forward general activity (UDA)	-20
17/18 Contracted orthodontic activity (UOA)	0
Carry forward orthodontic activity (UOA)	0
Baseline contract value	£36,432.87

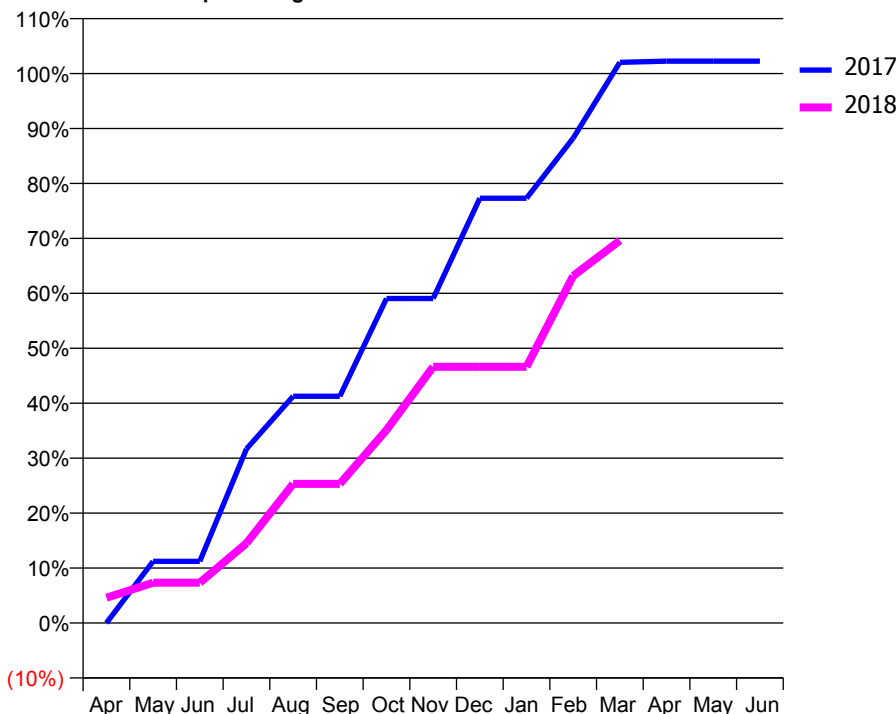
ACCESS*

Patients seen in 24 months	Total	Change since previous quarter
Quarter ending March 2017	384	
Quarter ending June 2017	389	→
Quarter ending September 2017	381	↓
Quarter ending December 2017	397	↑
Quarter ending March 2018	425	↑
Variance since March 2017	10.7%	↑



ACTIVITY

Cumulative percentage of contracted UDA delivered 2017 & 2018



Month	Adjusted Scheduled Activity (UDA)	
	2017	2018
April	0	70
May	112	112
June	112	112
July	317	221
August	413	386
September	413	386
October	591	535
November	591	711
December	773	711
January	773	711
February	882	963
March	1,020	1,061
April	1,022	
May	1,022	
June	1,022	

QUALITY

	Quantity	Base Number	Contract	AT	Region	England
% of FP17s for the same patient ID Re-attending within 3 months - Children	26	382	6.8%	10.9%	11.6%	11.9%
% of FP17s for the same patient ID Re-attending within 3 months - Adults	25	214	11.7%	14.7%	15.4%	16.0%
% of FP17s for the same patient ID Re-attending between 3 & 9 months - Children	222	382	58.1%	57.2%	59.4%	58.3%
% of FP17s for the same patient ID Re-attending between 3 & 9 months - Adults	127	214	59.3%	48.1%	51.3%	50.3%
% of FP17s for Band 1 Urgent Courses	17	595	2.9%	8.7%	8.0%	9.1%
% of FP17s Relating to Free Repair or Replacements	0	595	0.0%	0.7%	0.8%	0.8%
% of FP17s Relating to Continuations	0	595	0.0%	0.9%	1.0%	1.0%
% of Patients satisfied with the dentistry they have received	0	0	N/A	91.3%	91.7%	91.5%
% of Patients satisfied with the time they had to wait for an appointment	0	0	N/A	86.9%	88.3%	87.9%

* This is based on patients treated on this contract for their most recent course of treatment. Figures in italics indicate the base number of FP17s or Patient Questionnaire responses are less than 100. N/A is shown where the base number of responses is less than 10 during the period. % is calculated as Quantity/Base number*100

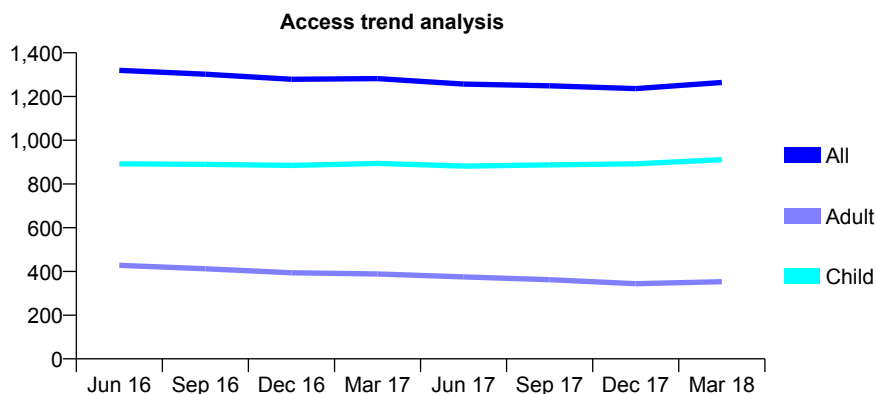
Q58 - Vital Signs At a Glance Contract Report for 110280/0001 - March 2018

Name or company name	Purleys Dental Care
Contract type name	GDS Contract
Purpose of contract	General
Contract start date	01/04/2006
Contract end date	

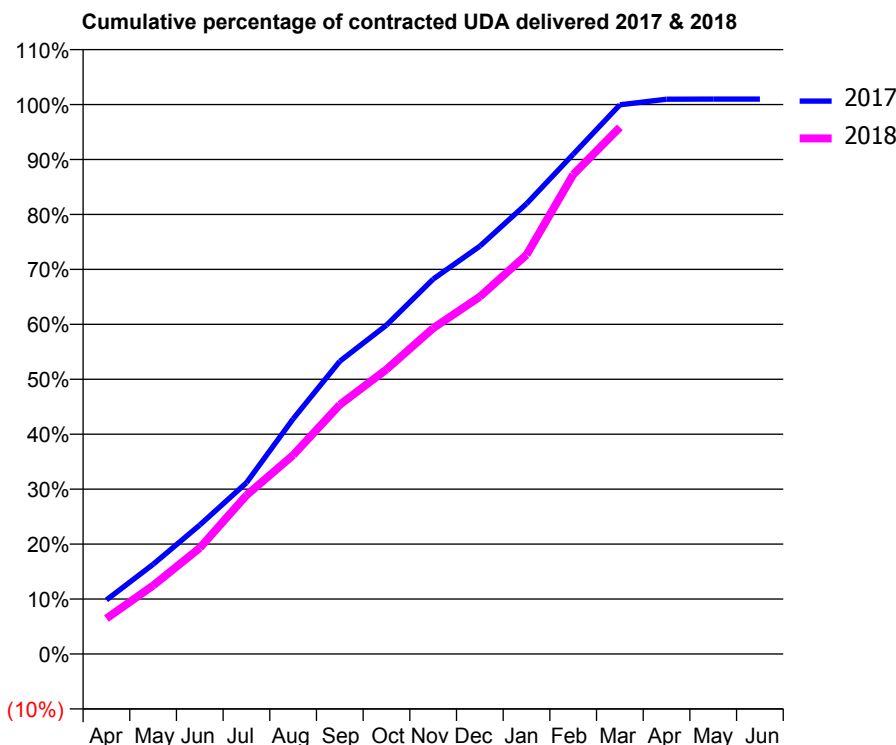
17/18 Contracted general activity (UDA)	5,890
Carry forward general activity (UDA)	-59
17/18 Contracted orthodontic activity (UOA)	0
Carry forward orthodontic activity (UOA)	0
Baseline contract value	£169,958.25

ACCESS*

Patients seen in 24 months	Total	Change since previous quarter
Quarter ending March 2017	1,282	
Quarter ending June 2017	1,257	↓
Quarter ending September 2017	1,249	→
Quarter ending December 2017	1,236	↓
Quarter ending March 2018	1,264	↑
Variance since March 2017	(1.4%)	↓



ACTIVITY



Month	Adjusted Scheduled Activity (UDA)	
	2017	2018
April	580	381
May	961	733
June	1,383	1,138
July	1,836	1,702
August	2,521	2,131
September	3,139	2,672
October	3,525	3,051
November	4,018	3,493
December	4,372	3,830
January	4,827	4,279
February	5,357	5,139
March	5,886	5,645
April	5,947	
May	5,948	
June	5,948	

QUALITY

	Quantity	Base Number	Contract	AT	Region	England
% of FP17s for the same patient ID Re-attending within 3 months - Children	264	1,885	14.0%	10.9%	11.6%	11.9%
% of FP17s for the same patient ID Re-attending within 3 months - Adults	86	434	19.8%	14.7%	15.4%	16.0%
% of FP17s for the same patient ID Re-attending between 3 & 9 months - Children	1,255	1,885	66.6%	57.2%	59.4%	58.3%
% of FP17s for the same patient ID Re-attending between 3 & 9 months - Adults	265	434	61.1%	48.1%	51.3%	50.3%
% of FP17s for Band 1 Urgent Courses	91	2,291	4.0%	8.7%	8.0%	9.1%
% of FP17s Relating to Free Repair or Replacements	0	2,291	0.0%	0.7%	0.8%	0.8%
% of FP17s Relating to Continuations	13	2,291	0.6%	0.9%	1.0%	1.0%
% of Patients satisfied with the dentistry they have received	2	2	N/A	91.3%	91.7%	91.5%
% of Patients satisfied with the time they had to wait for an appointment	2	2	N/A	86.9%	88.3%	87.9%

* This is based on patients treated on this contract for their most recent course of treatment. Figures in italics indicate the base number of FP17s or Patient Questionnaire responses are less than 100. N/A is shown where the base number of responses is less than 10 during the period. % is calculated as Quantity/Base number*100

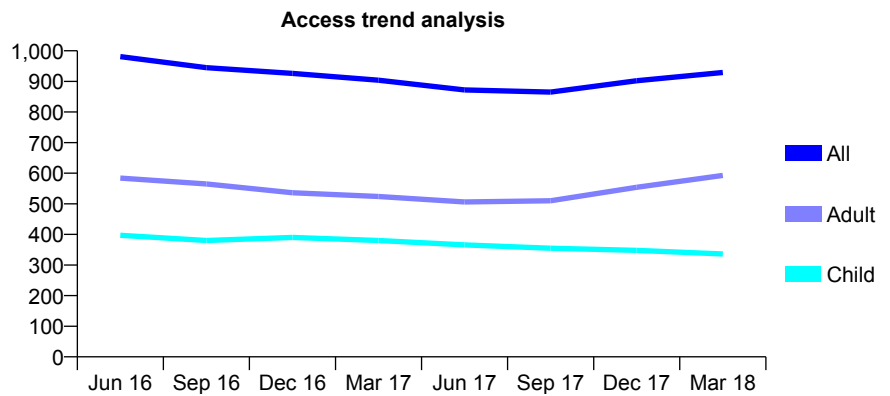
Q58 - Vital Signs At a Glance Contract Report for 113492/0001 - March 2018

Name or company name	Bucklersbury Dental Surgery
Contract type name	GDS Contract
Purpose of contract	General
Contract start date	01/08/2011
Contract end date	

17/18 Contracted general activity (UDA)	3,832
Carry forward general activity (UDA)	-44
17/18 Contracted orthodontic activity (UOA)	0
Carry forward orthodontic activity (UOA)	0
Baseline contract value	£95,983.85

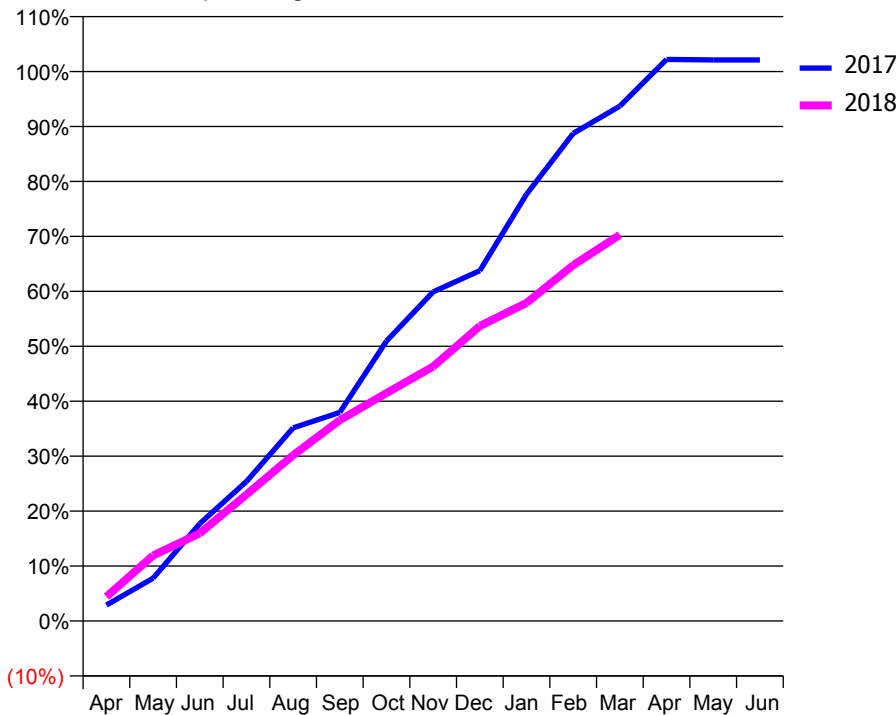
ACCESS*

Patients seen in 24 months	Total	Change since previous quarter
Quarter ending March 2017	904	
Quarter ending June 2017	872	↓
Quarter ending September 2017	865	→
Quarter ending December 2017	902	↑
Quarter ending March 2018	929	↑
Variance since March 2017	2.8%	↑



ACTIVITY

Cumulative percentage of contracted UDA delivered 2017 & 2018



Month	Adjusted Scheduled Activity (UDA)	
	2017	2018
April	64	170
May	171	457
June	390	612
July	559	882
August	773	1,156
September	835	1,401
October	1,121	1,590
November	1,318	1,774
December	1,403	2,057
January	1,708	2,218
February	1,952	2,481
March	2,062	2,693
April	2,248	
May	2,246	
June	2,246	

QUALITY

	Quantity	Base Number	Contract	AT	Region	England
% of FP17s for the same patient ID Re-attending within 3 months - Children	64	525	12.2%	10.9%	11.6%	11.9%
% of FP17s for the same patient ID Re-attending within 3 months - Adults	90	677	13.3%	14.7%	15.4%	16.0%
% of FP17s for the same patient ID Re-attending between 3 & 9 months - Children	292	525	55.6%	57.2%	59.4%	58.3%
% of FP17s for the same patient ID Re-attending between 3 & 9 months - Adults	202	677	29.8%	48.1%	51.3%	50.3%
% of FP17s for Band 1 Urgent Courses	61	1,123	5.4%	8.7%	8.0%	9.1%
% of FP17s Relating to Free Repair or Replacements	3	1,123	0.3%	0.7%	0.8%	0.8%
% of FP17s Relating to Continuations	2	1,123	0.2%	0.9%	1.0%	1.0%
% of Patients satisfied with the dentistry they have received	2	2	N/A	91.3%	91.7%	91.5%
% of Patients satisfied with the time they had to wait for an appointment	2	2	N/A	86.9%	88.3%	87.9%

* This is based on patients treated on this contract for their most recent course of treatment. Figures in italics indicate the base number of FP17s or Patient Questionnaire responses are less than 100. N/A is shown where the base number of responses is less than 10 during the period. % is calculated as Quantity/Base number*100

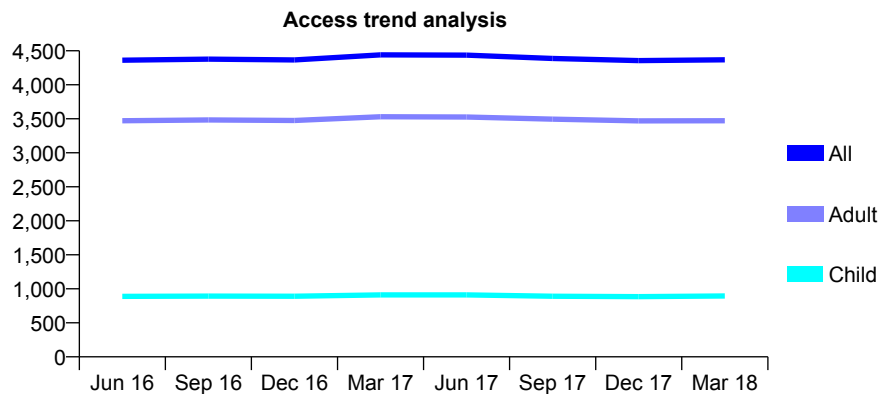
Q58 - Vital Signs At a Glance Contract Report for 113506/0001 - March 2018

Name or company name	Leighton House Practice Limited
Contract type name	GDS Contract
Purpose of contract	General
Contract start date	01/04/2009
Contract end date	

17/18 Contracted general activity (UDA)	14,865
Carry forward general activity (UDA)	391
17/18 Contracted orthodontic activity (UOA)	0
Carry forward orthodontic activity (UOA)	0
Baseline contract value	£413,669.53

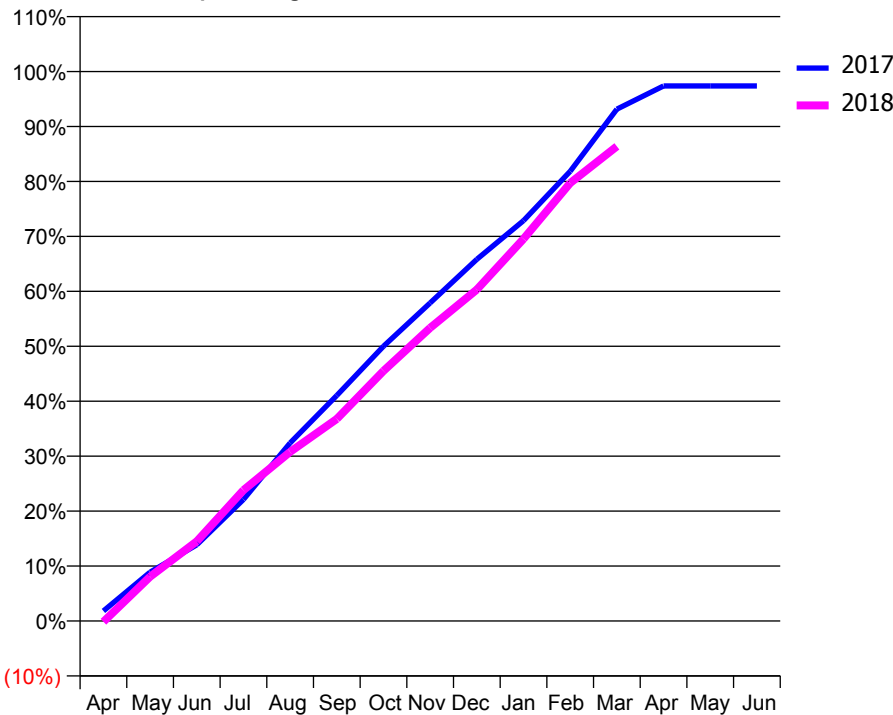
ACCESS*

Patients seen in 24 months	Total	Change since previous quarter
Quarter ending March 2017	4,441	
Quarter ending June 2017	4,437	→
Quarter ending September 2017	4,387	↓
Quarter ending December 2017	4,356	→
Quarter ending March 2018	4,368	→
Variance since March 2017	(1.6%)	↓



ACTIVITY

Cumulative percentage of contracted UDA delivered 2017 & 2018



Month	Adjusted Scheduled Activity (UDA)	
	2017	2018
April	274	-25
May	1,321	1,201
June	2,063	2,157
July	3,286	3,539
August	4,819	4,576
September	6,101	5,466
October	7,431	6,767
November	8,604	7,929
December	9,784	8,966
January	10,832	10,336
February	12,167	11,848
March	13,848	12,840
April	14,474	
May	14,475	
June	14,475	

QUALITY

	Quantity	Base Number	Contract	AT	Region	England
% of FP17s for the same patient ID Re-attending within 3 months - Children	161	1,380	11.7%	10.9%	11.6%	11.9%
% of FP17s for the same patient ID Re-attending within 3 months - Adults	731	4,590	15.9%	14.7%	15.4%	16.0%
% of FP17s for the same patient ID Re-attending between 3 & 9 months - Children	737	1,380	53.4%	57.2%	59.4%	58.3%
% of FP17s for the same patient ID Re-attending between 3 & 9 months - Adults	2,236	4,590	48.7%	48.1%	51.3%	50.3%
% of FP17s for Band 1 Urgent Courses	504	5,750	8.8%	8.7%	8.0%	9.1%
% of FP17s Relating to Free Repair or Replacements	50	5,750	0.9%	0.7%	0.8%	0.8%
% of FP17s Relating to Continuations	81	5,750	1.4%	0.9%	1.0%	1.0%
% of Patients satisfied with the dentistry they have received	3	4	N/A	91.3%	91.7%	91.5%
% of Patients satisfied with the time they had to wait for an appointment	4	4	N/A	86.9%	88.3%	87.9%

* This is based on patients treated on this contract for their most recent course of treatment. Figures in italics indicate the base number of FP17s or Patient Questionnaire responses are less than 100. N/A is shown where the base number of responses is less than 10 during the period. % is calculated as Quantity/Base number*100

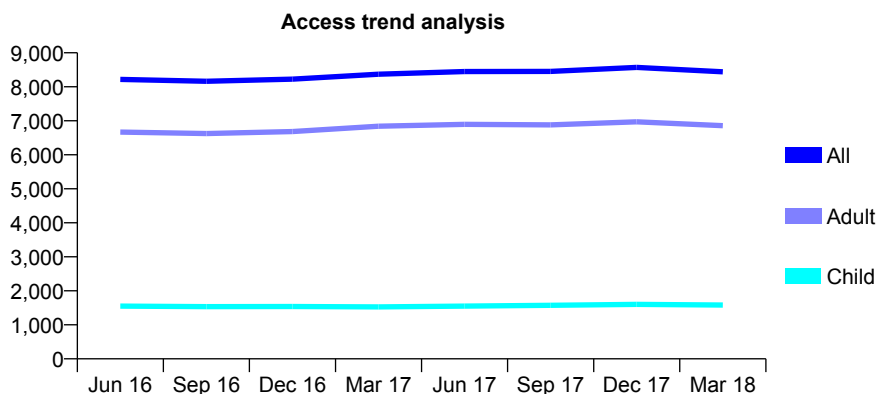
Q58 - Vital Signs At a Glance Contract Report for 114170/0001 - March 2018

Name or company name	King Gaigher & Chastell
Contract type name	GDS Contract
Purpose of contract	General
Contract start date	01/04/2008
Contract end date	

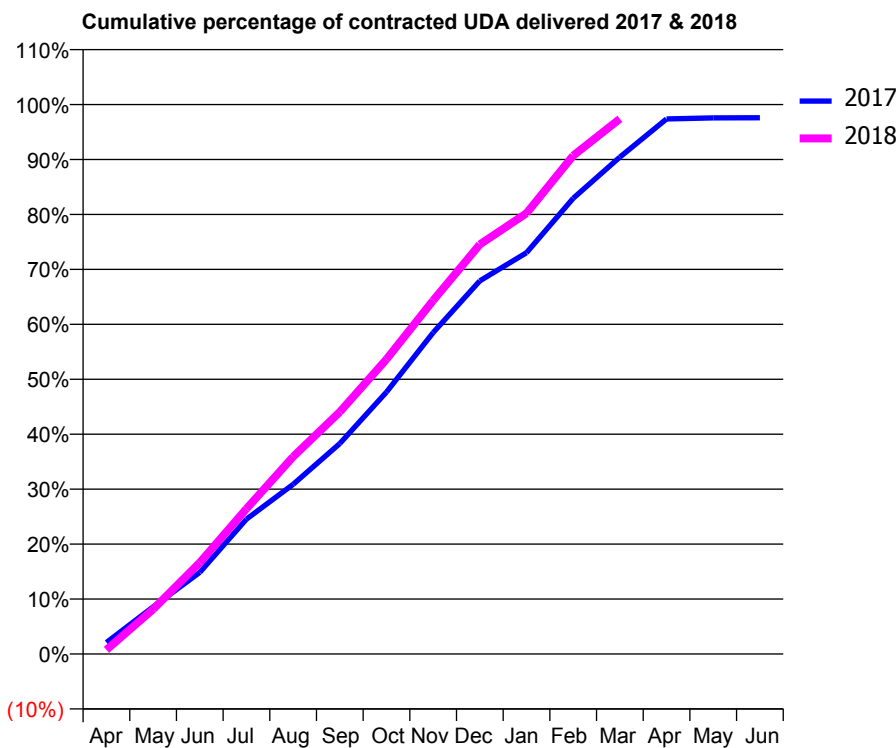
17/18 Contracted general activity (UDA)	20,194
Carry forward general activity (UDA)	487
17/18 Contracted orthodontic activity (UOA)	0
Carry forward orthodontic activity (UOA)	0
Baseline contract value	£491,472.93

ACCESS*

Patients seen in 24 months	Total	Change since previous quarter
Quarter ending March 2017	8,371	
Quarter ending June 2017	8,448	→
Quarter ending September 2017	8,454	→
Quarter ending December 2017	8,572	→
Quarter ending March 2018	8,440	↓
Variance since March 2017	0.8%	→



ACTIVITY



Month	Adjusted Scheduled Activity (UDA)	
	2017	2018
April	425	157
May	1,734	1,644
June	3,001	3,359
July	4,956	5,341
August	6,235	7,250
September	7,736	8,895
October	9,628	10,832
November	11,811	12,994
December	13,715	15,051
January	14,748	16,200
February	16,748	18,314
March	18,261	19,668
April	19,663	
May	19,704	
June	19,708	

QUALITY

	Quantity	Base Number	Contract	AT	Region	England
% of FP17s for the same patient ID Re-attending within 3 months - Children	102	1,895	5.4%	10.9%	11.6%	11.9%
% of FP17s for the same patient ID Re-attending within 3 months - Adults	1,238	7,568	16.4%	14.7%	15.4%	16.0%
% of FP17s for the same patient ID Re-attending between 3 & 9 months - Children	690	1,895	36.4%	57.2%	59.4%	58.3%
% of FP17s for the same patient ID Re-attending between 3 & 9 months - Adults	2,134	7,568	28.2%	48.1%	51.3%	50.3%
% of FP17s for Band 1 Urgent Courses	727	8,841	8.2%	8.7%	8.0%	9.1%
% of FP17s Relating to Free Repair or Replacements	46	8,841	0.5%	0.7%	0.8%	0.8%
% of FP17s Relating to Continuations	311	8,841	3.5%	0.9%	1.0%	1.0%
% of Patients satisfied with the dentistry they have received	11	12	91.7%	91.3%	91.7%	91.5%
% of Patients satisfied with the time they had to wait for an appointment	11	12	91.7%	86.9%	88.3%	87.9%

* This is based on patients treated on this contract for their most recent course of treatment. Figures in italics indicate the base number of FP17s or Patient Questionnaire responses are less than 100. N/A is shown where the base number of responses is less than 10 during the period. % is calculated as Quantity/Base number*100

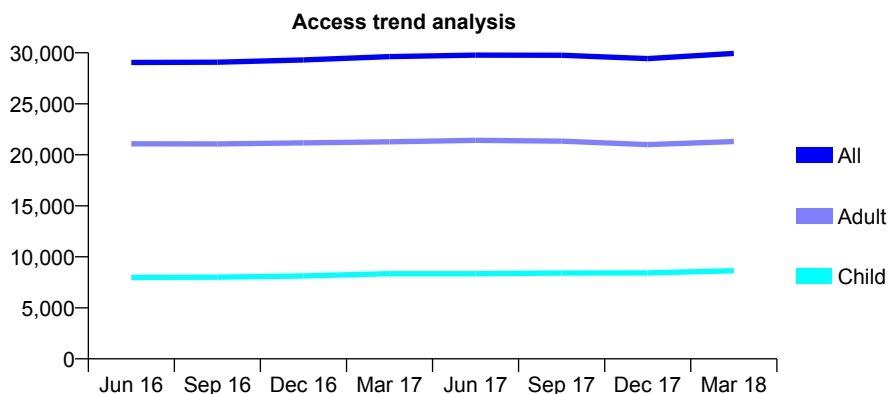
Q58 - Vital Signs At a Glance Contract Report for 114189/0001 - March 2018

Name or company name	Distal Point Limited
Contract type name	GDS Contract
Purpose of contract	General
Contract start date	01/11/2007
Contract end date	

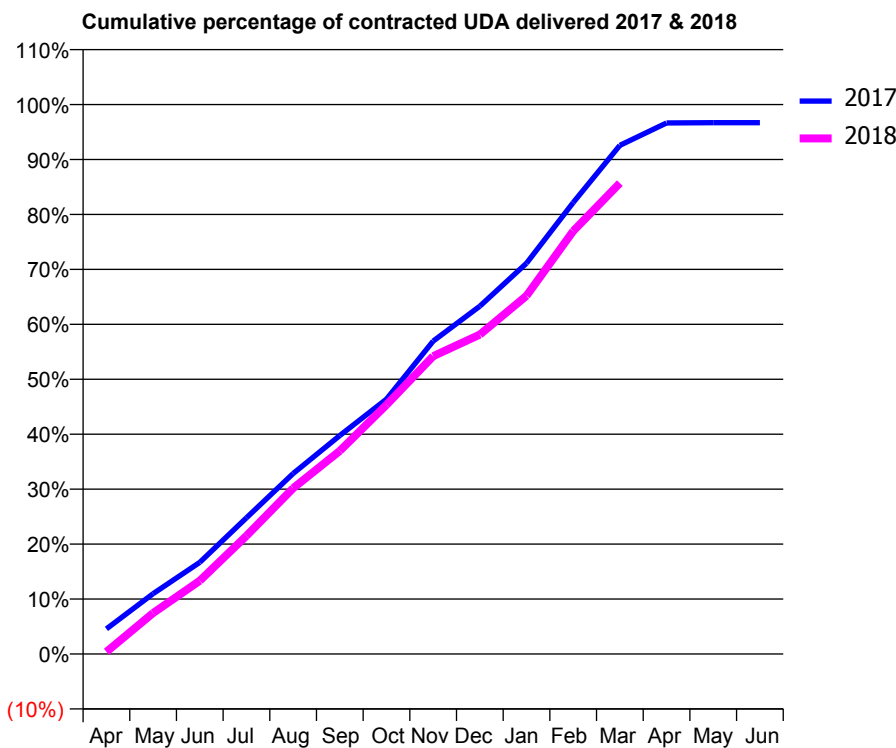
17/18 Contracted general activity (UDA)	73,034
Carry forward general activity (UDA)	2,411
17/18 Contracted orthodontic activity (UOA)	0
Carry forward orthodontic activity (UOA)	0
Baseline contract value	£1,906,916.62

ACCESS*

Patients seen in 24 months	Total	Change since previous quarter
Quarter ending March 2017	29,621	
Quarter ending June 2017	29,767	→
Quarter ending September 2017	29,752	→
Quarter ending December 2017	29,425	↓
Quarter ending March 2018	29,937	→
Variance since March 2017	1.1%	→



ACTIVITY



Month	Adjusted Scheduled Activity (UDA)	
	2017	2018
April	3,338	288
May	8,016	5,447
June	12,176	9,745
July	18,096	15,705
August	23,997	22,032
September	29,036	26,998
October	33,872	33,113
November	41,579	39,587
December	46,226	42,461
January	51,939	47,617
February	60,001	56,201
March	67,611	62,580
April	70,574	
May	70,617	
June	70,624	

QUALITY

	Quantity	Base Number	Contract	AT	Region	England
% of FP17s for the same patient ID Re-attending within 3 months - Children	816	14,072	5.8%	10.9%	11.6%	11.9%
% of FP17s for the same patient ID Re-attending within 3 months - Adults	2,113	23,736	8.9%	14.7%	15.4%	16.0%
% of FP17s for the same patient ID Re-attending between 3 & 9 months - Children	9,724	14,072	69.1%	57.2%	59.4%	58.3%
% of FP17s for the same patient ID Re-attending between 3 & 9 months - Adults	11,642	23,736	49.0%	48.1%	51.3%	50.3%
% of FP17s for Band 1 Urgent Courses	1,933	36,454	5.3%	8.7%	8.0%	9.1%
% of FP17s Relating to Free Repair or Replacements	137	36,454	0.4%	0.7%	0.8%	0.8%
% of FP17s Relating to Continuations	59	36,454	0.2%	0.9%	1.0%	1.0%
% of Patients satisfied with the dentistry they have received	18	21	85.7%	91.3%	91.7%	91.5%
% of Patients satisfied with the time they had to wait for an appointment	16	21	76.2%	86.9%	88.3%	87.9%

* This is based on patients treated on this contract for their most recent course of treatment. Figures in italics indicate the base number of FP17s or Patient Questionnaire responses are less than 100. N/A is shown where the base number of responses is less than 10 during the period. % is calculated as Quantity/Base number*100

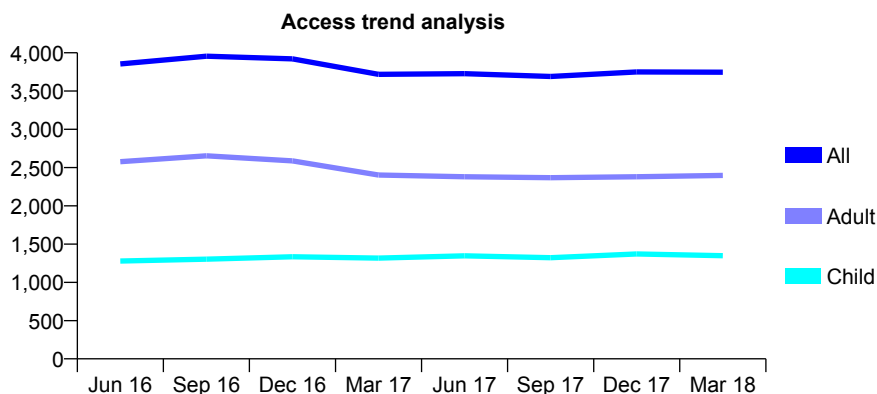
Q58 - Vital Signs At a Glance Contract Report for 116076/0001 - March 2018

Name or company name	Ace Dental Care Limited
Contract type name	GDS Contract
Purpose of contract	General
Contract start date	01/04/2010
Contract end date	

17/18 Contracted general activity (UDA)	9,163
Carry forward general activity (UDA)	-28
17/18 Contracted orthodontic activity (UOA)	0
Carry forward orthodontic activity (UOA)	0
Baseline contract value	£227,144.99

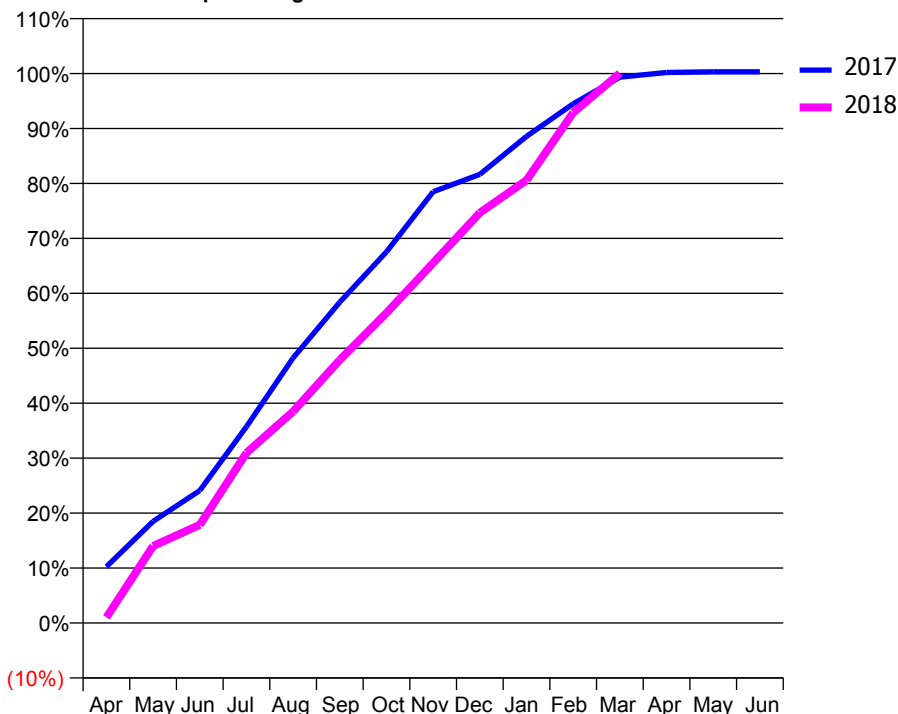
ACCESS*

Patients seen in 24 months	Total	Change since previous quarter
Quarter ending March 2017	3,719	
Quarter ending June 2017	3,727	→
Quarter ending September 2017	3,690	→
Quarter ending December 2017	3,750	→
Quarter ending March 2018	3,746	→
Variance since March 2017	0.7%	→



ACTIVITY

Cumulative percentage of contracted UDA delivered 2017 & 2018



Month	Adjusted Scheduled Activity (UDA)	
	2017	2018
April	938	94
May	1,696	1,284
June	2,210	1,637
July	3,274	2,838
August	4,422	3,527
September	5,351	4,388
October	6,190	5,171
November	7,192	6,004
December	7,480	6,840
January	8,114	7,384
February	8,656	8,511
March	9,102	9,167
April	9,180	
May	9,190	
June	9,190	

QUALITY

	Quantity	Base Number	Contract	AT	Region	England
% of FP17s for the same patient ID Re-attending within 3 months - Children	163	1,916	8.5%	10.9%	11.6%	11.9%
% of FP17s for the same patient ID Re-attending within 3 months - Adults	316	2,700	11.7%	14.7%	15.4%	16.0%
% of FP17s for the same patient ID Re-attending between 3 & 9 months - Children	1,057	1,916	55.2%	57.2%	59.4%	58.3%
% of FP17s for the same patient ID Re-attending between 3 & 9 months - Adults	873	2,700	32.3%	48.1%	51.3%	50.3%
% of FP17s for Band 1 Urgent Courses	484	4,565	10.6%	8.7%	8.0%	9.1%
% of FP17s Relating to Free Repair or Replacements	9	4,565	0.2%	0.7%	0.8%	0.8%
% of FP17s Relating to Continuations	13	4,565	0.3%	0.9%	1.0%	1.0%
% of Patients satisfied with the dentistry they have received	2	3	N/A	91.3%	91.7%	91.5%
% of Patients satisfied with the time they had to wait for an appointment	0	3	N/A	86.9%	88.3%	87.9%

* This is based on patients treated on this contract for their most recent course of treatment. Figures in italics indicate the base number of FP17s or Patient Questionnaire responses are less than 100. N/A is shown where the base number of responses is less than 10 during the period. % is calculated as Quantity/Base number*100

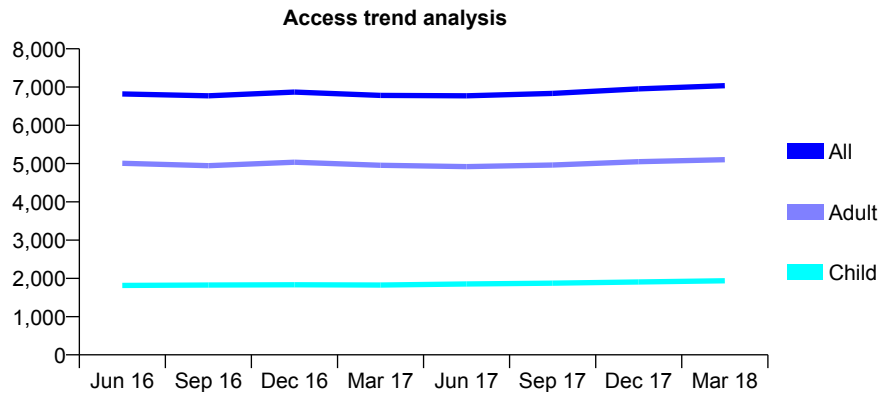
Q58 - Vital Signs At a Glance Contract Report for 117803/0001 - March 2018

Name or company name	St Albans Dental Centre
Contract type name	GDS Contract
Purpose of contract	General
Contract start date	01/03/2013
Contract end date	

17/18 Contracted general activity (UDA)	22,592
Carry forward general activity (UDA)	-146
17/18 Contracted orthodontic activity (UOA)	0
Carry forward orthodontic activity (UOA)	0
Baseline contract value	£606,331.57

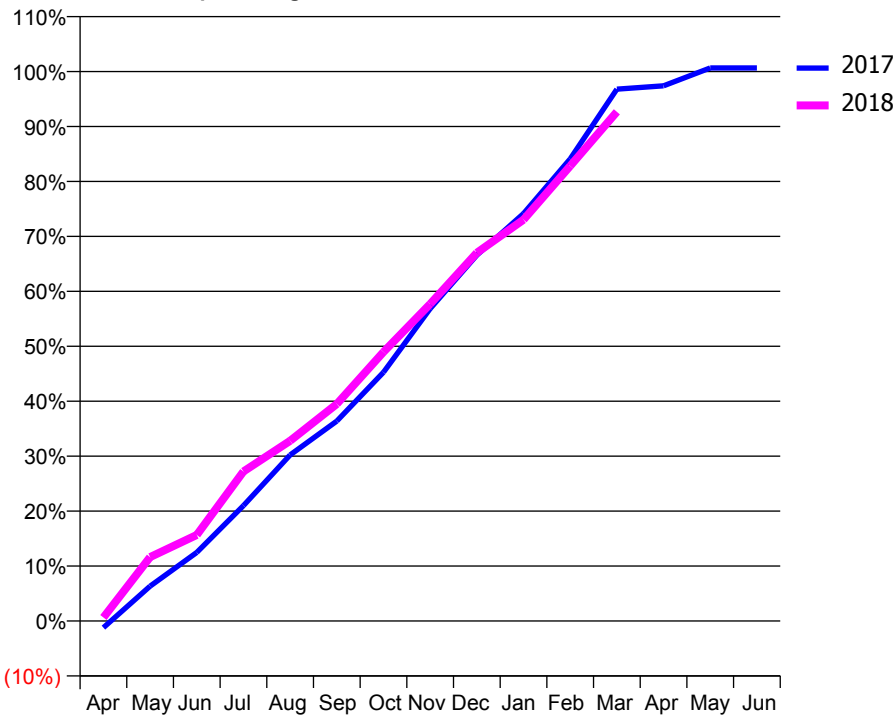
ACCESS*

Patients seen in 24 months	Total	Change since previous quarter
Quarter ending March 2017	6,782	
Quarter ending June 2017	6,771	→
Quarter ending September 2017	6,834	→
Quarter ending December 2017	6,952	→
Quarter ending March 2018	7,036	→
Variance since March 2017	3.7%	↑



ACTIVITY

Cumulative percentage of contracted UDA delivered 2017 & 2018



Month	Adjusted Scheduled Activity (UDA)	
	2017	2018
April	-276	146
May	1,431	2,627
June	2,819	3,538
July	4,746	6,149
August	6,827	7,412
September	8,222	8,924
October	10,226	11,059
November	12,841	13,034
December	15,041	15,142
January	16,751	16,498
February	19,000	18,707
March	21,866	20,933
April	22,003	
May	22,738	
June	22,738	

QUALITY

	Quantity	Base Number	Contract	AT	Region	England
% of FP17s for the same patient ID Re-attending within 3 months - Children	182	2,163	8.4%	10.9%	11.6%	11.9%
% of FP17s for the same patient ID Re-attending within 3 months - Adults	889	5,405	16.4%	14.7%	15.4%	16.0%
% of FP17s for the same patient ID Re-attending between 3 & 9 months - Children	865	2,163	40.0%	57.2%	59.4%	58.3%
% of FP17s for the same patient ID Re-attending between 3 & 9 months - Adults	1,826	5,405	33.8%	48.1%	51.3%	50.3%
% of FP17s for Band 1 Urgent Courses	894	7,296	12.3%	8.7%	8.0%	9.1%
% of FP17s Relating to Free Repair or Replacements	119	7,296	1.6%	0.7%	0.8%	0.8%
% of FP17s Relating to Continuations	158	7,296	2.2%	0.9%	1.0%	1.0%
% of Patients satisfied with the dentistry they have received	2	2	N/A	91.3%	91.7%	91.5%
% of Patients satisfied with the time they had to wait for an appointment	2	2	N/A	86.9%	88.3%	87.9%

* This is based on patients treated on this contract for their most recent course of treatment. Figures in italics indicate the base number of FP17s or Patient Questionnaire responses are less than 100. N/A is shown where the base number of responses is less than 10 during the period. % is calculated as Quantity/Base number*100

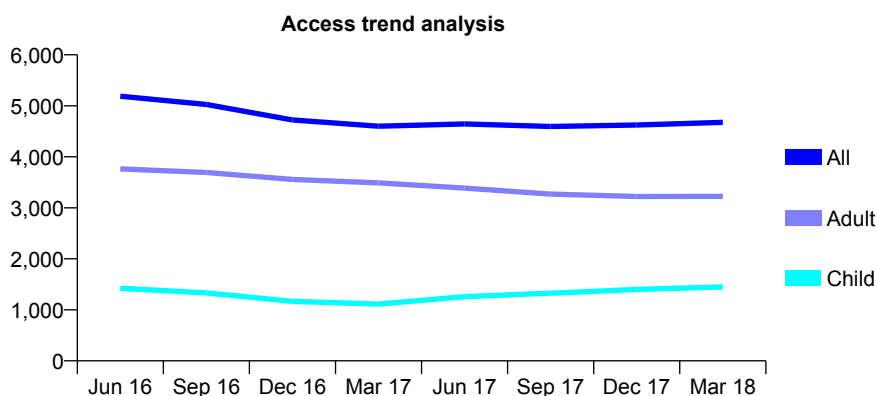
Q58 - Vital Signs At a Glance Contract Report for 117846/0001 - March 2018

Name or company name	Woodview Dental Clinic
Contract type name	GDS Contract
Purpose of contract	General
Contract start date	01/04/2006
Contract end date	

17/18 Contracted general activity (UDA)	9,943
Carry forward general activity (UDA)	0
17/18 Contracted orthodontic activity (UOA)	0
Carry forward orthodontic activity (UOA)	0
Baseline contract value	£265,152.96

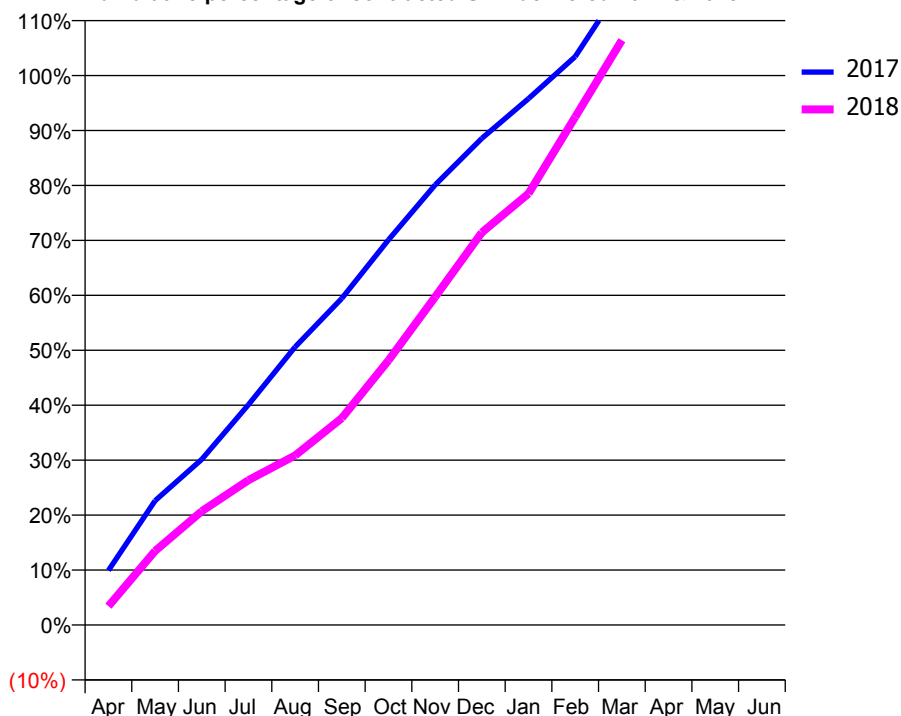
ACCESS*

Patients seen in 24 months	Total	Change since previous quarter
Quarter ending March 2017	4,600	
Quarter ending June 2017	4,645	→
Quarter ending September 2017	4,596	↓
Quarter ending December 2017	4,624	→
Quarter ending March 2018	4,675	→
Variance since March 2017	1.6%	→



ACTIVITY

Cumulative percentage of contracted UDA delivered 2017 & 2018



Month	Adjusted Scheduled Activity (UDA)	
	2017	2018
April	989	340
May	2,249	1,340
June	2,997	2,059
July	3,987	2,622
August	5,032	3,068
September	5,909	3,744
October	6,971	4,787
November	7,963	5,938
December	8,805	7,102
January	9,525	7,806
February	10,285	9,191
March	11,567	10,581
April	11,900	
May	11,903	
June	11,933	

QUALITY

	Quantity	Base Number	Contract	AT	Region	England
% of FP17s for the same patient ID Re-attending within 3 months - Children	138	2,093	6.6%	10.9%	11.6%	11.9%
% of FP17s for the same patient ID Re-attending within 3 months - Adults	510	3,671	13.9%	14.7%	15.4%	16.0%
% of FP17s for the same patient ID Re-attending between 3 & 9 months - Children	837	2,093	40.0%	57.2%	59.4%	58.3%
% of FP17s for the same patient ID Re-attending between 3 & 9 months - Adults	1,517	3,671	41.3%	48.1%	51.3%	50.3%
% of FP17s for Band 1 Urgent Courses	633	5,620	11.3%	8.7%	8.0%	9.1%
% of FP17s Relating to Free Repair or Replacements	77	5,620	1.4%	0.7%	0.8%	0.8%
% of FP17s Relating to Continuations	1	5,620	0.0%	0.9%	1.0%	1.0%
% of Patients satisfied with the dentistry they have received	2	2	N/A	91.3%	91.7%	91.5%
% of Patients satisfied with the time they had to wait for an appointment	2	2	N/A	86.9%	88.3%	87.9%

* This is based on patients treated on this contract for their most recent course of treatment. Figures in italics indicate the base number of FP17s or Patient Questionnaire responses are less than 100. N/A is shown where the base number of responses is less than 10 during the period. % is calculated as Quantity/Base number*100

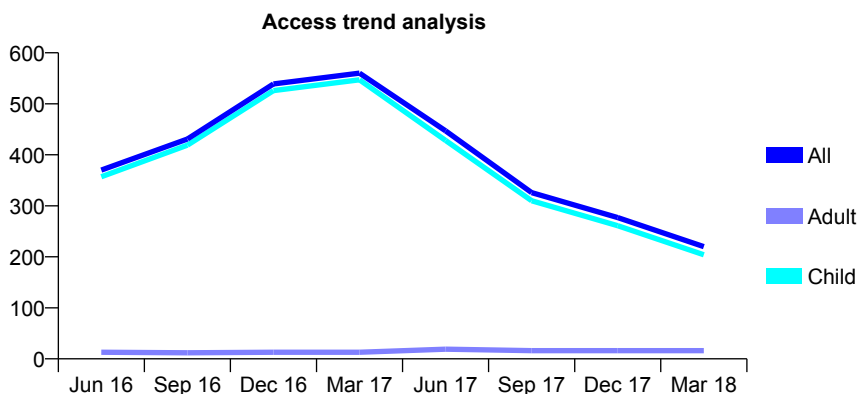
Q58 - Vital Signs At a Glance Contract Report for 117846/0003 - March 2018

Name or company name	Woodview Dental Clinic
Contract type name	GDS Contract
Purpose of contract	General
Contract start date	01/04/2006
Contract end date	

17/18 Contracted general activity (UDA)	750
Carry forward general activity (UDA)	0
17/18 Contracted orthodontic activity (UOA)	0
Carry forward orthodontic activity (UOA)	0
Baseline contract value	£27,710.92

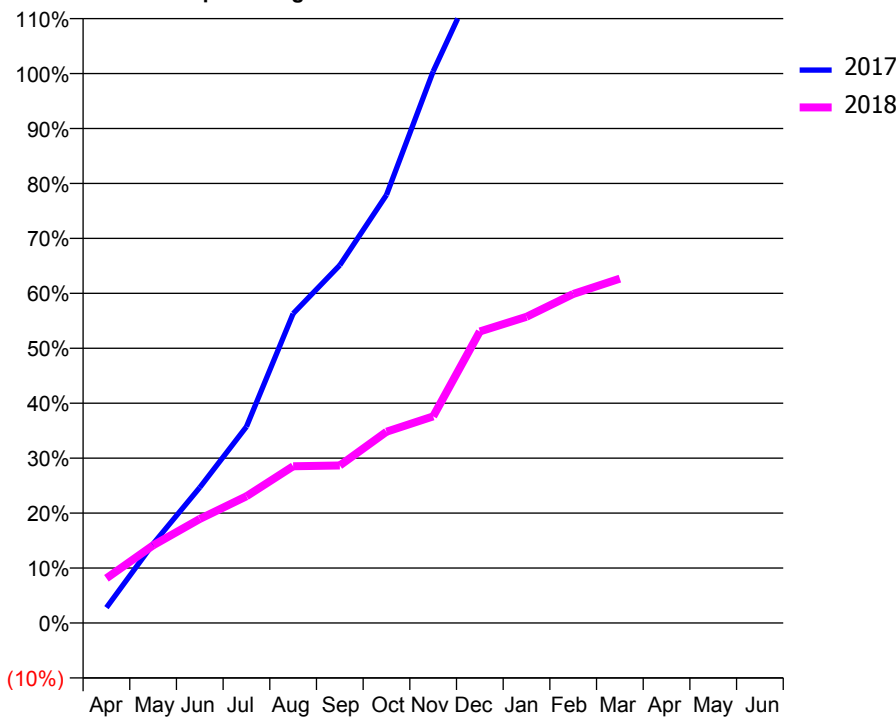
ACCESS*

Patients seen in 24 months	Total	Change since previous quarter
Quarter ending March 2017	560	
Quarter ending June 2017	447	↓
Quarter ending September 2017	326	↓
Quarter ending December 2017	277	↓
Quarter ending March 2018	220	↓
Variance since March 2017	(60.7%)	↓



ACTIVITY

Cumulative percentage of contracted UDA delivered 2017 & 2018



Month	Adjusted Scheduled Activity (UDA)	
	2017	2018
April	21	61
May	108	106
June	185	142
July	268	173
August	422	214
September	488	215
October	584	261
November	753	282
December	890	398
January	957	418
February	1,085	449
March	1,190	470
April	1,228	
May	1,228	
June	1,233	

QUALITY

	Quantity	Base Number	Contract	AT	Region	England
% of FP17s for the same patient ID Re-attending within 3 months - Children	12	270	4.4%	10.9%	11.6%	11.9%
% of FP17s for the same patient ID Re-attending within 3 months - Adults	0	2	0.0%	14.7%	15.4%	16.0%
% of FP17s for the same patient ID Re-attending between 3 & 9 months - Children	69	270	25.6%	57.2%	59.4%	58.3%
% of FP17s for the same patient ID Re-attending between 3 & 9 months - Adults	0	2	0.0%	48.1%	51.3%	50.3%
% of FP17s for Band 1 Urgent Courses	0	239	0.0%	8.7%	8.0%	9.1%
% of FP17s Relating to Free Repair or Replacements	0	239	0.0%	0.7%	0.8%	0.8%
% of FP17s Relating to Continuations	0	239	0.0%	0.9%	1.0%	1.0%
% of Patients satisfied with the dentistry they have received	0	0	N/A	91.3%	91.7%	91.5%
% of Patients satisfied with the time they had to wait for an appointment	0	0	N/A	86.9%	88.3%	87.9%

* This is based on patients treated on this contract for their most recent course of treatment. Figures in italics indicate the base number of FP17s or Patient Questionnaire responses are less than 100. N/A is shown where the base number of responses is less than 10 during the period. % is calculated as Quantity/Base number*100

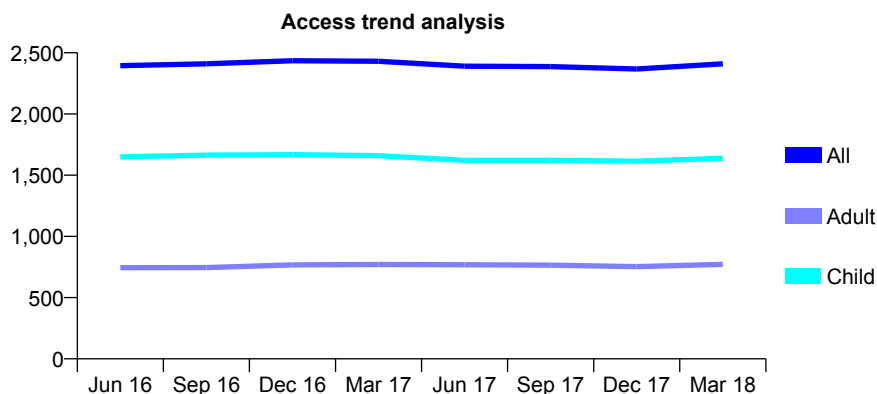
Q58 - Vital Signs At a Glance Contract Report for 118354/0001 - March 2018

Name or company name	King's Road Dental Practice Ltd
Contract type name	GDS Contract
Purpose of contract	General
Contract start date	01/04/2010
Contract end date	

17/18 Contracted general activity (UDA)	4,360
Carry forward general activity (UDA)	117
17/18 Contracted orthodontic activity (UOA)	0
Carry forward orthodontic activity (UOA)	0
Baseline contract value	£101,196.23

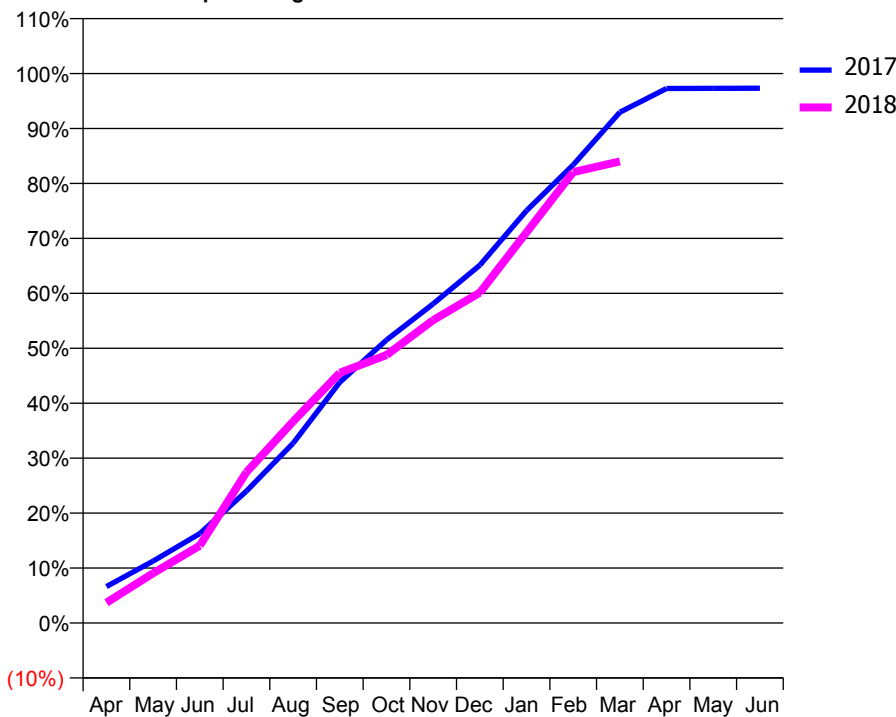
ACCESS*

Patients seen in 24 months	Total	Change since previous quarter
Quarter ending March 2017	2,431	
Quarter ending June 2017	2,390	↓
Quarter ending September 2017	2,387	→
Quarter ending December 2017	2,368	→
Quarter ending March 2018	2,410	→
Variance since March 2017	(0.9%)	→



ACTIVITY

Cumulative percentage of contracted UDA delivered 2017 & 2018



Month	Adjusted Scheduled Activity (UDA)	
	2017	2018
April	289	161
May	492	395
June	709	614
July	1,047	1,197
August	1,427	1,599
September	1,910	1,985
October	2,245	2,126
November	2,533	2,404
December	2,839	2,621
January	3,272	3,099
February	3,635	3,578
March	4,053	3,663
April	4,241	
May	4,242	
June	4,243	

QUALITY

	Quantity	Base Number	Contract	AT	Region	England
% of FP17s for the same patient ID Re-attending within 3 months - Children	112	2,189	5.1%	10.9%	11.6%	11.9%
% of FP17s for the same patient ID Re-attending within 3 months - Adults	74	681	10.9%	14.7%	15.4%	16.0%
% of FP17s for the same patient ID Re-attending between 3 & 9 months - Children	1,231	2,189	56.2%	57.2%	59.4%	58.3%
% of FP17s for the same patient ID Re-attending between 3 & 9 months - Adults	281	681	41.3%	48.1%	51.3%	50.3%
% of FP17s for Band 1 Urgent Courses	93	2,739	3.4%	8.7%	8.0%	9.1%
% of FP17s Relating to Free Repair or Replacements	0	2,739	0.0%	0.7%	0.8%	0.8%
% of FP17s Relating to Continuations	1	2,739	0.0%	0.9%	1.0%	1.0%
% of Patients satisfied with the dentistry they have received	1	1	N/A	91.3%	91.7%	91.5%
% of Patients satisfied with the time they had to wait for an appointment	1	1	N/A	86.9%	88.3%	87.9%

* This is based on patients treated on this contract for their most recent course of treatment. Figures in italics indicate the base number of FP17s or Patient Questionnaire responses are less than 100. N/A is shown where the base number of responses is less than 10 during the period. % is calculated as Quantity/Base number*100

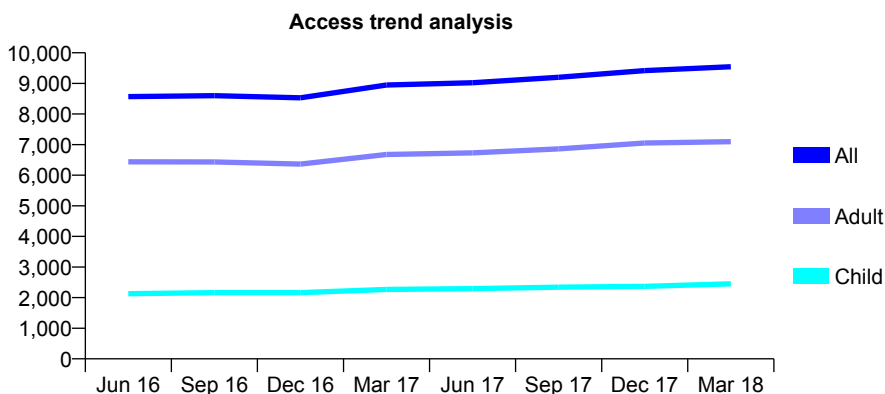
Q58 - Vital Signs At a Glance Contract Report for 118702/0001 - March 2018

Name or company name	Hertford Dental Care
Contract type name	GDS Contract
Purpose of contract	General
Contract start date	01/04/2008
Contract end date	

17/18 Contracted general activity (UDA)	21,000
Carry forward general activity (UDA)	-170
17/18 Contracted orthodontic activity (UOA)	0
Carry forward orthodontic activity (UOA)	0
Baseline contract value	£486,785.17

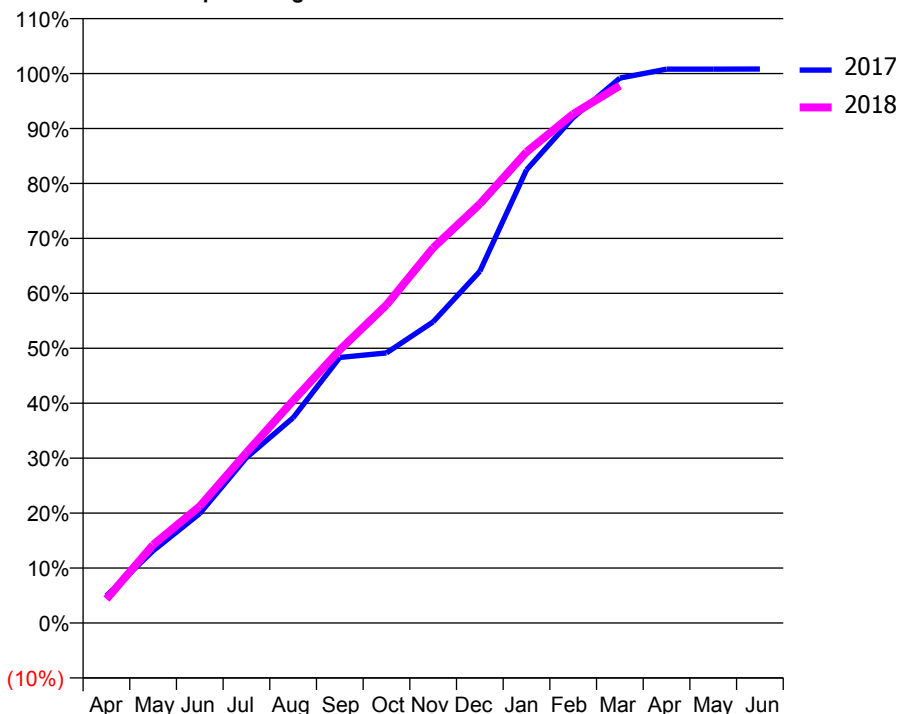
ACCESS*

Patients seen in 24 months	Total	Change since previous quarter
Quarter ending March 2017	8,946	
Quarter ending June 2017	9,023	→
Quarter ending September 2017	9,201	→
Quarter ending December 2017	9,420	↑
Quarter ending March 2018	9,543	→
Variance since March 2017	6.7%	↑



ACTIVITY

Cumulative percentage of contracted UDA delivered 2017 & 2018



Month	Adjusted Scheduled Activity (UDA)	
	2017	2018
April	1,041	913
May	2,759	2,988
June	4,185	4,464
July	6,321	6,509
August	7,844	8,499
September	10,147	10,437
October	10,324	12,155
November	11,509	14,336
December	13,438	16,016
January	17,318	18,001
February	19,318	19,457
March	20,827	20,537
April	21,164	
May	21,167	
June	21,169	

QUALITY

	Quantity	Base Number	Contract	AT	Region	England
% of FP17s for the same patient ID Re-attending within 3 months - Children	251	3,925	6.4%	10.9%	11.6%	11.9%
% of FP17s for the same patient ID Re-attending within 3 months - Adults	1,169	9,403	12.4%	14.7%	15.4%	16.0%
% of FP17s for the same patient ID Re-attending between 3 & 9 months - Children	2,620	3,925	66.8%	57.2%	59.4%	58.3%
% of FP17s for the same patient ID Re-attending between 3 & 9 months - Adults	5,271	9,403	56.1%	48.1%	51.3%	50.3%
% of FP17s for Band 1 Urgent Courses	1,122	13,127	8.5%	8.7%	8.0%	9.1%
% of FP17s Relating to Free Repair or Replacements	29	13,127	0.2%	0.7%	0.8%	0.8%
% of FP17s Relating to Continuations	26	13,127	0.2%	0.9%	1.0%	1.0%
% of Patients satisfied with the dentistry they have received	7	9	N/A	91.3%	91.7%	91.5%
% of Patients satisfied with the time they had to wait for an appointment	8	9	N/A	86.9%	88.3%	87.9%

* This is based on patients treated on this contract for their most recent course of treatment. Figures in italics indicate the base number of FP17s or Patient Questionnaire responses are less than 100. N/A is shown where the base number of responses is less than 10 during the period. % is calculated as Quantity/Base number*100

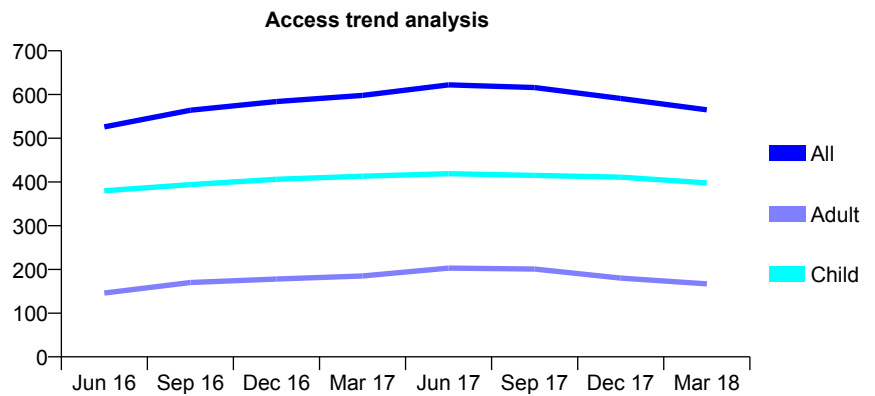
Q58 - Vital Signs At a Glance Contract Report for 118893/0001 - March 2018

Name or company name	The Dental Surgery
Contract type name	GDS Contract
Purpose of contract	General
Contract start date	30/06/2015
Contract end date	

17/18 Contracted general activity (UDA)	1,800
Carry forward general activity (UDA)	0
17/18 Contracted orthodontic activity (UOA)	0
Carry forward orthodontic activity (UOA)	0
Baseline contract value	£43,259.50

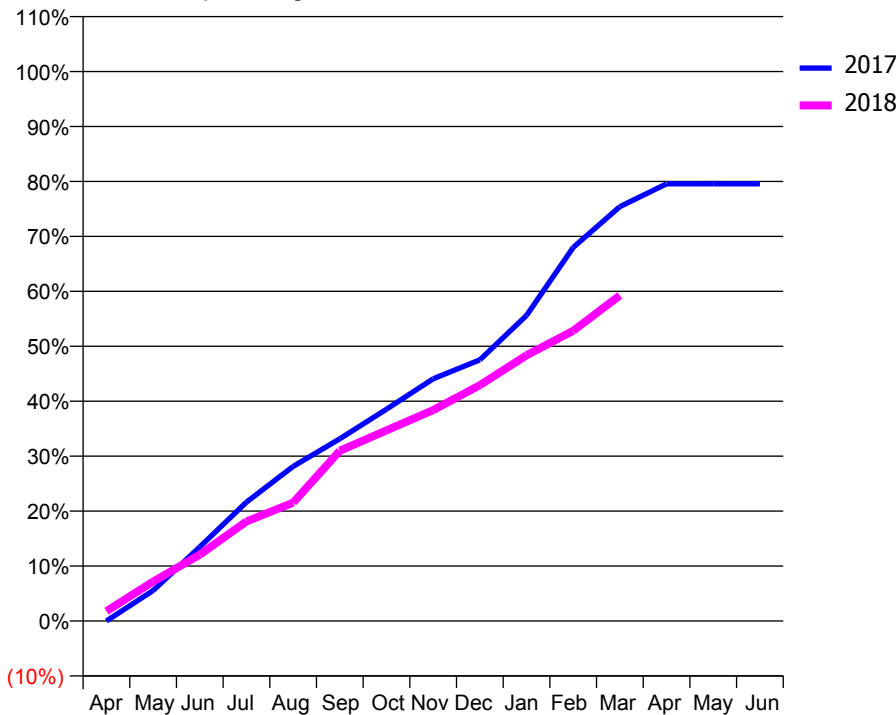
ACCESS*

Patients seen in 24 months	Total	Change since previous quarter
Quarter ending March 2017	598	
Quarter ending June 2017	622	↑
Quarter ending September 2017	616	→
Quarter ending December 2017	591	↓
Quarter ending March 2018	565	↓
Variance since March 2017	(5.5%)	↓



ACTIVITY

Cumulative percentage of contracted UDA delivered 2017 & 2018



Month	Adjusted Scheduled Activity (UDA)	
	2017	2018
April	0	32
May	100	129
June	243	217
July	390	326
August	506	388
September	597	558
October	694	624
November	794	691
December	856	772
January	1,001	870
February	1,224	951
March	1,357	1,066
April	1,432	
May	1,432	
June	1,432	

QUALITY

	Quantity	Base Number	Contract	AT	Region	England
% of FP17s for the same patient ID Re-attending within 3 months - Children	36	620	5.8%	10.9%	11.6%	11.9%
% of FP17s for the same patient ID Re-attending within 3 months - Adults	5	144	3.5%	14.7%	15.4%	16.0%
% of FP17s for the same patient ID Re-attending between 3 & 9 months - Children	404	620	65.2%	57.2%	59.4%	58.3%
% of FP17s for the same patient ID Re-attending between 3 & 9 months - Adults	87	144	60.4%	48.1%	51.3%	50.3%
% of FP17s for Band 1 Urgent Courses	27	732	3.7%	8.7%	8.0%	9.1%
% of FP17s Relating to Free Repair or Replacements	1	732	0.1%	0.7%	0.8%	0.8%
% of FP17s Relating to Continuations	4	732	0.5%	0.9%	1.0%	1.0%
% of Patients satisfied with the dentistry they have received	0	0	N/A	91.3%	91.7%	91.5%
% of Patients satisfied with the time they had to wait for an appointment	0	0	N/A	86.9%	88.3%	87.9%

* This is based on patients treated on this contract for their most recent course of treatment. Figures in italics indicate the base number of FP17s or Patient Questionnaire responses are less than 100. N/A is shown where the base number of responses is less than 10 during the period. % is calculated as Quantity/Base number*100

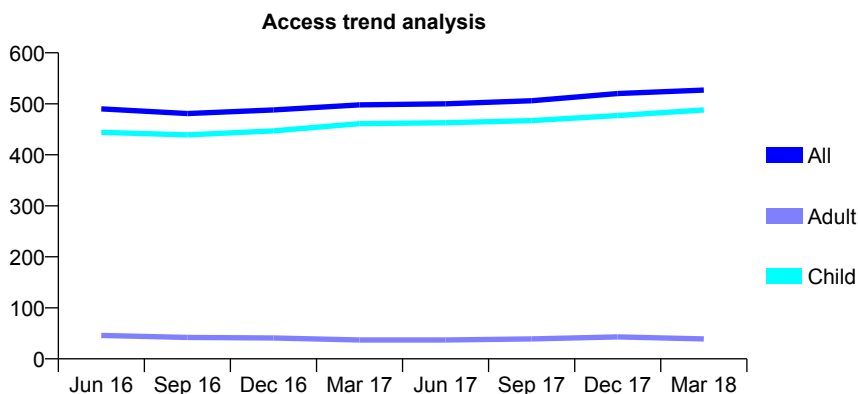
Q58 - Vital Signs At a Glance Contract Report for 118982/0001 - March 2018

Name or company name	St Peter's Lodge Dental Practice
Contract type name	GDS Contract
Purpose of contract	General
Contract start date	01/08/2010
Contract end date	

17/18 Contracted general activity (UDA)	810
Carry forward general activity (UDA)	1
17/18 Contracted orthodontic activity (UOA)	0
Carry forward orthodontic activity (UOA)	0
Baseline contract value	£17,853.87

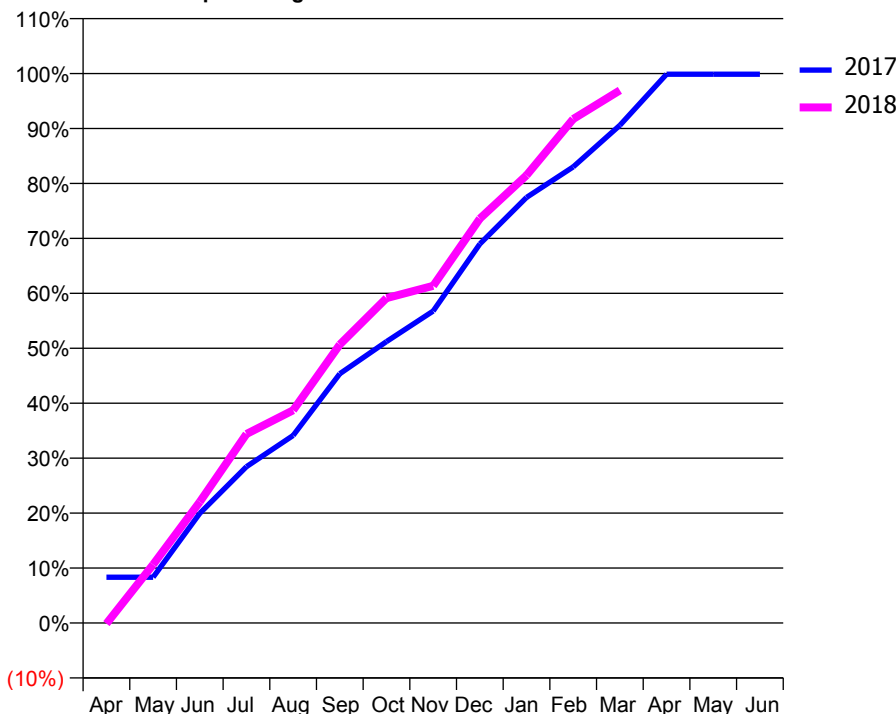
ACCESS*

Patients seen in 24 months	Total	Change since previous quarter
Quarter ending March 2017	498	
Quarter ending June 2017	500	→
Quarter ending September 2017	506	→
Quarter ending December 2017	520	↑
Quarter ending March 2018	527	→
Variance since March 2017	5.8%	↑



ACTIVITY

Cumulative percentage of contracted UDA delivered 2017 & 2018



Month	Adjusted Scheduled Activity (UDA)	
	2017	2018
April	68	-1
May	68	86
June	162	179
July	230	279
August	276	314
September	367	411
October	415	479
November	460	497
December	559	596
January	627	660
February	672	743
March	734	785
April	809	
May	809	
June	809	

QUALITY

	Quantity	Base Number	Contract	AT	Region	England
% of FP17s for the same patient ID Re-attending within 3 months - Children	22	658	3.3%	10.9%	11.6%	11.9%
% of FP17s for the same patient ID Re-attending within 3 months - Adults	0	15	0.0%	14.7%	15.4%	16.0%
% of FP17s for the same patient ID Re-attending between 3 & 9 months - Children	382	658	58.1%	57.2%	59.4%	58.3%
% of FP17s for the same patient ID Re-attending between 3 & 9 months - Adults	7	15	46.7%	48.1%	51.3%	50.3%
% of FP17s for Band 1 Urgent Courses	6	628	1.0%	8.7%	8.0%	9.1%
% of FP17s Relating to Free Repair or Replacements	0	628	0.0%	0.7%	0.8%	0.8%
% of FP17s Relating to Continuations	0	628	0.0%	0.9%	1.0%	1.0%
% of Patients satisfied with the dentistry they have received	0	0	N/A	91.3%	91.7%	91.5%
% of Patients satisfied with the time they had to wait for an appointment	0	0	N/A	86.9%	88.3%	87.9%

* This is based on patients treated on this contract for their most recent course of treatment. Figures in italics indicate the base number of FP17s or Patient Questionnaire responses are less than 100. N/A is shown where the base number of responses is less than 10 during the period. % is calculated as Quantity/Base number*100

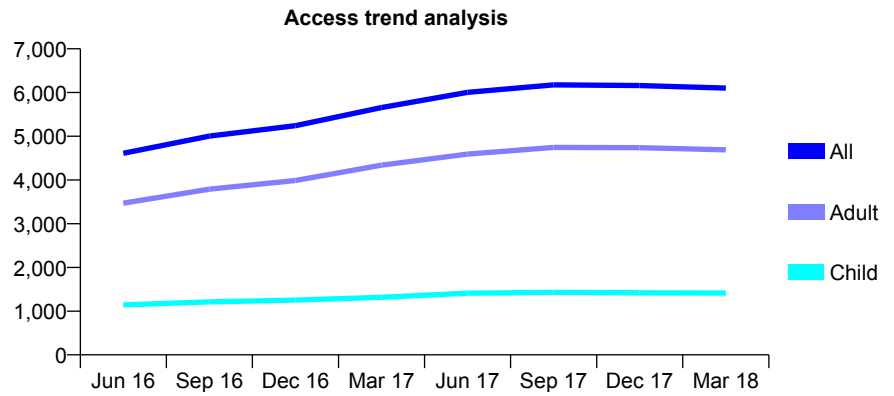
Q58 - Vital Signs At a Glance Contract Report for 120480/0001 - March 2018

Name or company name	Park View Dental Care
Contract type name	GDS Contract
Purpose of contract	General
Contract start date	01/08/2015
Contract end date	

17/18 Contracted general activity (UDA)	19,576
Carry forward general activity (UDA)	-347
17/18 Contracted orthodontic activity (UOA)	0
Carry forward orthodontic activity (UOA)	0
Baseline contract value	£505,945.86

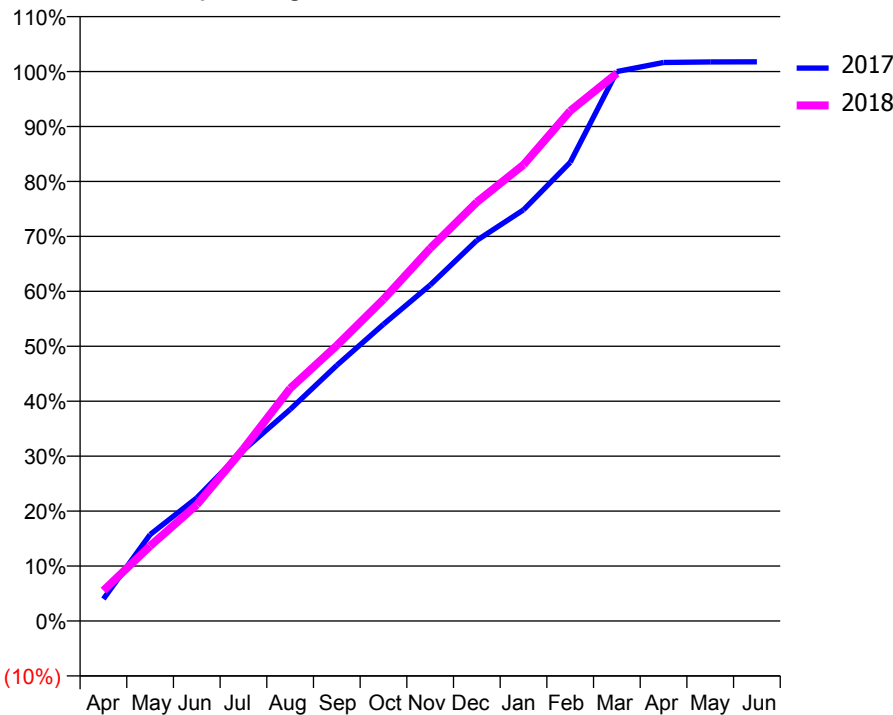
ACCESS*

Patients seen in 24 months	Total	Change since previous quarter
Quarter ending March 2017	5,656	
Quarter ending June 2017	6,003	↑
Quarter ending September 2017	6,174	↑
Quarter ending December 2017	6,159	→
Quarter ending March 2018	6,103	→
Variance since March 2017	7.9%	↑



ACTIVITY

Cumulative percentage of contracted UDA delivered 2017 & 2018



Month	Adjusted Scheduled Activity (UDA)	
	2017	2018
April	785	1,087
May	3,082	2,674
June	4,389	4,141
July	6,088	6,138
August	7,535	8,289
September	9,111	9,818
October	10,571	11,460
November	11,968	13,277
December	13,562	14,925
January	14,647	16,253
February	16,337	18,171
March	19,572	19,514
April	19,895	
May	19,918	
June	19,922	

QUALITY

	Quantity	Base Number	Contract	AT	Region	England
% of FP17s for the same patient ID Re-attending within 3 months - Children	125	1,842	6.8%	10.9%	11.6%	11.9%
% of FP17s for the same patient ID Re-attending within 3 months - Adults	1,059	6,222	17.0%	14.7%	15.4%	16.0%
% of FP17s for the same patient ID Re-attending between 3 & 9 months - Children	839	1,842	45.5%	57.2%	59.4%	58.3%
% of FP17s for the same patient ID Re-attending between 3 & 9 months - Adults	2,794	6,222	44.9%	48.1%	51.3%	50.3%
% of FP17s for Band 1 Urgent Courses	952	7,914	12.0%	8.7%	8.0%	9.1%
% of FP17s Relating to Free Repair or Replacements	78	7,914	1.0%	0.7%	0.8%	0.8%
% of FP17s Relating to Continuations	142	7,914	1.8%	0.9%	1.0%	1.0%
% of Patients satisfied with the dentistry they have received	3	3	N/A	91.3%	91.7%	91.5%
% of Patients satisfied with the time they had to wait for an appointment	2	3	N/A	86.9%	88.3%	87.9%

* This is based on patients treated on this contract for their most recent course of treatment. Figures in italics indicate the base number of FP17s or Patient Questionnaire responses are less than 100. N/A is shown where the base number of responses is less than 10 during the period. % is calculated as Quantity/Base number*100

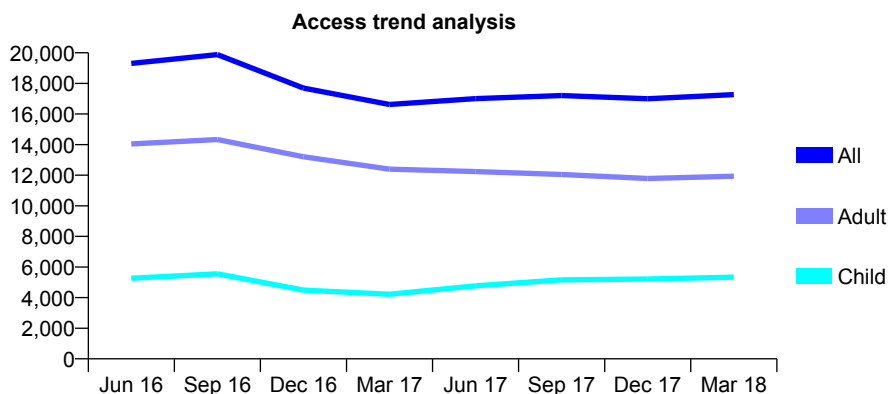
Q58 - Vital Signs At a Glance Contract Report for 121096/0001 - March 2018

Name or company name	Luton Centre Limited
Contract type name	GDS Contract
Purpose of contract	General
Contract start date	01/12/2007
Contract end date	

17/18 Contracted general activity (UDA)	47,677
Carry forward general activity (UDA)	0
17/18 Contracted orthodontic activity (UOA)	0
Carry forward orthodontic activity (UOA)	0
Baseline contract value	£1,322,947.90

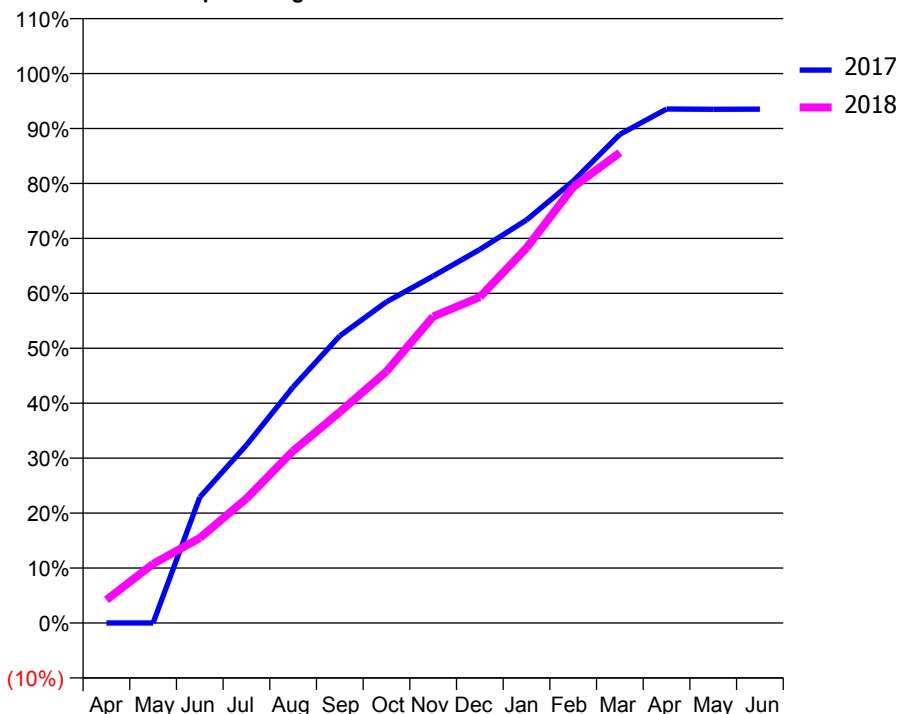
ACCESS*

Patients seen in 24 months	Total	Change since previous quarter
Quarter ending March 2017	16,624	
Quarter ending June 2017	17,009	↑
Quarter ending September 2017	17,209	→
Quarter ending December 2017	16,998	↓
Quarter ending March 2018	17,272	→
Variance since March 2017	3.9%	↑



ACTIVITY

Cumulative percentage of contracted UDA delivered 2017 & 2018



Adjusted Scheduled Activity (UDA)

Month	2017	2018
April	0	2,007
May	0	5,130
June	10,920	7,374
July	15,435	10,798
August	20,479	14,927
September	24,912	18,313
October	27,865	21,824
November	30,095	26,596
December	32,407	28,284
January	34,967	32,535
February	38,342	37,822
March	42,397	40,816
April	44,595	
May	44,577	
June	44,583	

QUALITY

	Quantity	Base Number	Contract	AT	Region	England
% of FP17s for the same patient ID Re-attending within 3 months - Children	487	8,530	5.7%	10.9%	11.6%	11.9%
% of FP17s for the same patient ID Re-attending within 3 months - Adults	901	12,726	7.1%	14.7%	15.4%	16.0%
% of FP17s for the same patient ID Re-attending between 3 & 9 months - Children	4,197	8,530	49.2%	57.2%	59.4%	58.3%
% of FP17s for the same patient ID Re-attending between 3 & 9 months - Adults	5,080	12,726	39.9%	48.1%	51.3%	50.3%
% of FP17s for Band 1 Urgent Courses	727	20,208	3.6%	8.7%	8.0%	9.1%
% of FP17s Relating to Free Repair or Replacements	96	20,208	0.5%	0.7%	0.8%	0.8%
% of FP17s Relating to Continuations	87	20,208	0.4%	0.9%	1.0%	1.0%
% of Patients satisfied with the dentistry they have received	9	10	90.0%	91.3%	91.7%	91.5%
% of Patients satisfied with the time they had to wait for an appointment	7	10	70.0%	86.9%	88.3%	87.9%

* This is based on patients treated on this contract for their most recent course of treatment. Figures in italics indicate the base number of FP17s or Patient Questionnaire responses are less than 100. N/A is shown where the base number of responses is less than 10 during the period. % is calculated as Quantity/Base number*100

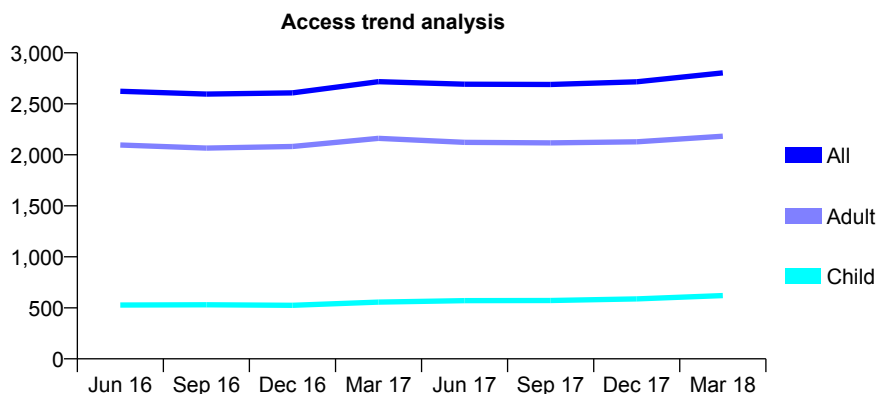
Q58 - Vital Signs At a Glance Contract Report for 121339/0001 - March 2018

Name or company name	Mr and Mrs Desai
Contract type name	GDS Contract
Purpose of contract	General
Contract start date	01/02/2013
Contract end date	

17/18 Contracted general activity (UDA)	6,300
Carry forward general activity (UDA)	-51
17/18 Contracted orthodontic activity (UOA)	0
Carry forward orthodontic activity (UOA)	0
Baseline contract value	£141,520.37

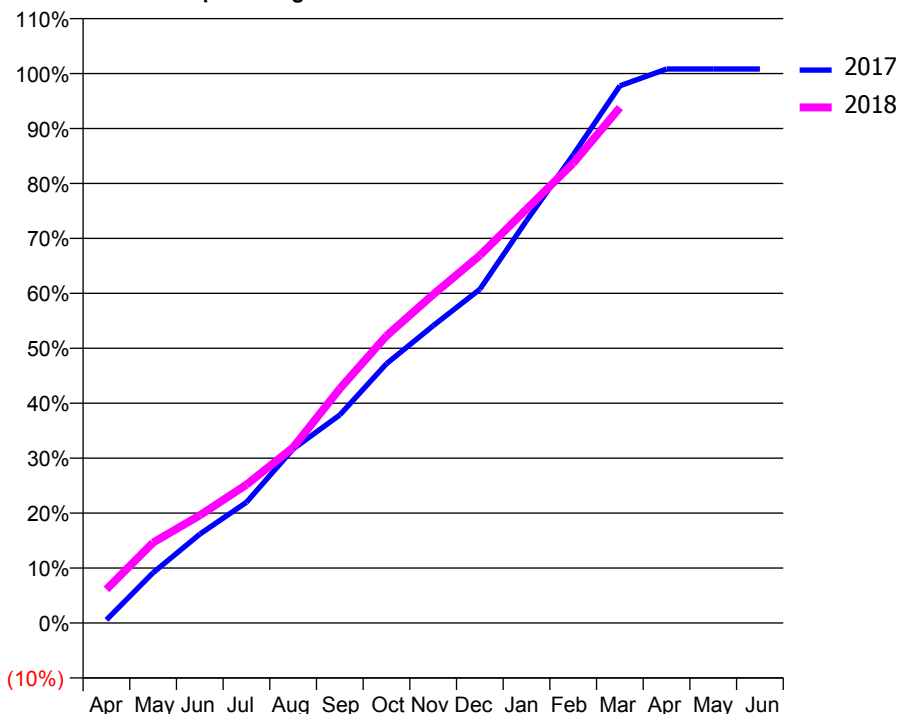
ACCESS*

Patients seen in 24 months	Total	Change since previous quarter
Quarter ending March 2017	2,717	
Quarter ending June 2017	2,692	→
Quarter ending September 2017	2,689	→
Quarter ending December 2017	2,716	→
Quarter ending March 2018	2,803	↑
Variance since March 2017	3.2%	↑



ACTIVITY

Cumulative percentage of contracted UDA delivered 2017 & 2018



Month	Adjusted Scheduled Activity (UDA)	
	2017	2018
April	36	387
May	576	923
June	1,019	1,235
July	1,384	1,586
August	1,996	2,013
September	2,386	2,686
October	2,973	3,292
November	3,408	3,766
December	3,826	4,215
January	4,613	4,745
February	5,367	5,273
March	6,159	5,909
April	6,351	
May	6,351	
June	6,351	

QUALITY

	Quantity	Base Number	Contract	AT	Region	England
% of FP17s for the same patient ID Re-attending within 3 months - Children	29	762	3.8%	10.9%	11.6%	11.9%
% of FP17s for the same patient ID Re-attending within 3 months - Adults	196	2,275	8.6%	14.7%	15.4%	16.0%
% of FP17s for the same patient ID Re-attending between 3 & 9 months - Children	395	762	51.8%	57.2%	59.4%	58.3%
% of FP17s for the same patient ID Re-attending between 3 & 9 months - Adults	1,081	2,275	47.5%	48.1%	51.3%	50.3%
% of FP17s for Band 1 Urgent Courses	37	2,947	1.3%	8.7%	8.0%	9.1%
% of FP17s Relating to Free Repair or Replacements	4	2,947	0.1%	0.7%	0.8%	0.8%
% of FP17s Relating to Continuations	28	2,947	1.0%	0.9%	1.0%	1.0%
% of Patients satisfied with the dentistry they have received	2	2	N/A	91.3%	91.7%	91.5%
% of Patients satisfied with the time they had to wait for an appointment	2	2	N/A	86.9%	88.3%	87.9%

* This is based on patients treated on this contract for their most recent course of treatment. Figures in italics indicate the base number of FP17s or Patient Questionnaire responses are less than 100. N/A is shown where the base number of responses is less than 10 during the period. % is calculated as Quantity/Base number*100

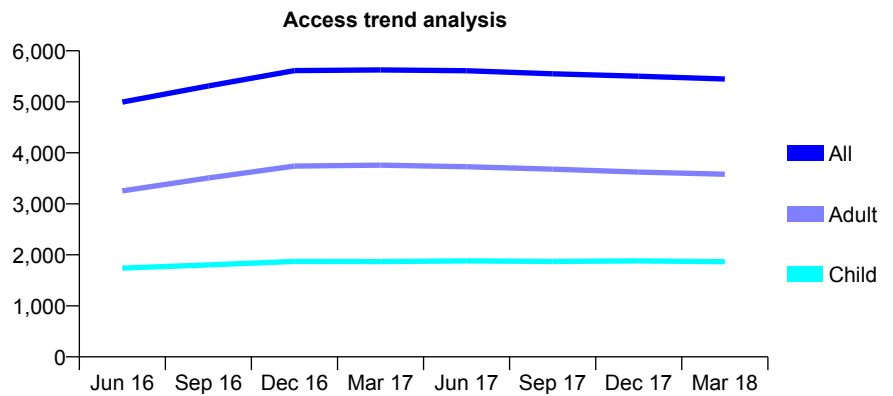
Q58 - Vital Signs At a Glance Contract Report for 122114/0001 - March 2018

Name or company name	Hudson's Dental Care
Contract type name	GDS Contract
Purpose of contract	General
Contract start date	01/01/2015
Contract end date	

17/18 Contracted general activity (UDA)	12,720
Carry forward general activity (UDA)	-126
17/18 Contracted orthodontic activity (UOA)	0
Carry forward orthodontic activity (UOA)	0
Baseline contract value	£270,792.04

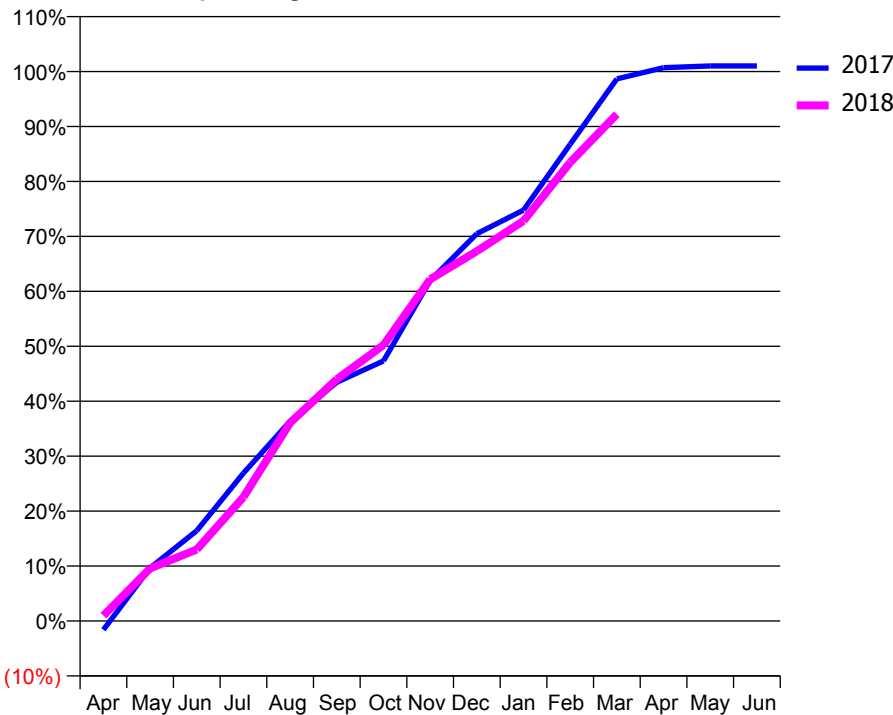
ACCESS*

Patients seen in 24 months	Total	Change since previous quarter
Quarter ending March 2017	5,624	
Quarter ending June 2017	5,608	→
Quarter ending September 2017	5,550	↓
Quarter ending December 2017	5,503	→
Quarter ending March 2018	5,446	↓
Variance since March 2017	(3.2%)	↓



ACTIVITY

Cumulative percentage of contracted UDA delivered 2017 & 2018



Month	Adjusted Scheduled Activity (UDA)	
	2017	2018
April	-206	126
May	1,229	1,218
June	2,093	1,657
July	3,423	2,868
August	4,626	4,587
September	5,527	5,598
October	6,022	6,389
November	7,882	7,911
December	8,966	8,561
January	9,513	9,263
February	11,035	10,615
March	12,550	11,731
April	12,807	
May	12,847	
June	12,847	

QUALITY

	Quantity	Base Number	Contract	AT	Region	England
% of FP17s for the same patient ID Re-attending within 3 months - Children	186	2,526	7.4%	10.9%	11.6%	11.9%
% of FP17s for the same patient ID Re-attending within 3 months - Adults	536	4,338	12.4%	14.7%	15.4%	16.0%
% of FP17s for the same patient ID Re-attending between 3 & 9 months - Children	1,380	2,526	54.6%	57.2%	59.4%	58.3%
% of FP17s for the same patient ID Re-attending between 3 & 9 months - Adults	2,156	4,338	49.7%	48.1%	51.3%	50.3%
% of FP17s for Band 1 Urgent Courses	483	6,689	7.2%	8.7%	8.0%	9.1%
% of FP17s Relating to Free Repair or Replacements	36	6,689	0.5%	0.7%	0.8%	0.8%
% of FP17s Relating to Continuations	147	6,689	2.2%	0.9%	1.0%	1.0%
% of Patients satisfied with the dentistry they have received	2	3	N/A	91.3%	91.7%	91.5%
% of Patients satisfied with the time they had to wait for an appointment	3	3	N/A	86.9%	88.3%	87.9%

* This is based on patients treated on this contract for their most recent course of treatment. Figures in italics indicate the base number of FP17s or Patient Questionnaire responses are less than 100. N/A is shown where the base number of responses is less than 10 during the period. % is calculated as Quantity/Base number*100

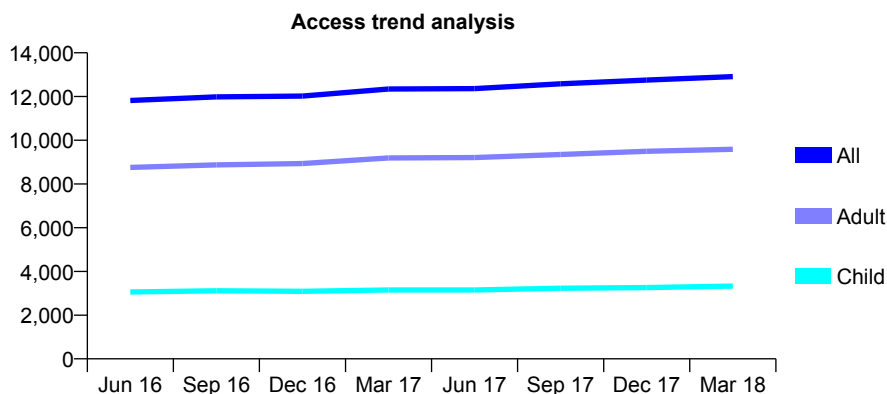
Q58 - Vital Signs At a Glance Contract Report for 122378/0001 - March 2018

Name or company name	Mr A Pangotra & Dr P Taneja
Contract type name	GDS Contract
Purpose of contract	General
Contract start date	01/04/2014
Contract end date	

17/18 Contracted general activity (UDA)	41,404
Carry forward general activity (UDA)	682
17/18 Contracted orthodontic activity (UOA)	0
Carry forward orthodontic activity (UOA)	0
Baseline contract value	£1,128,866.74

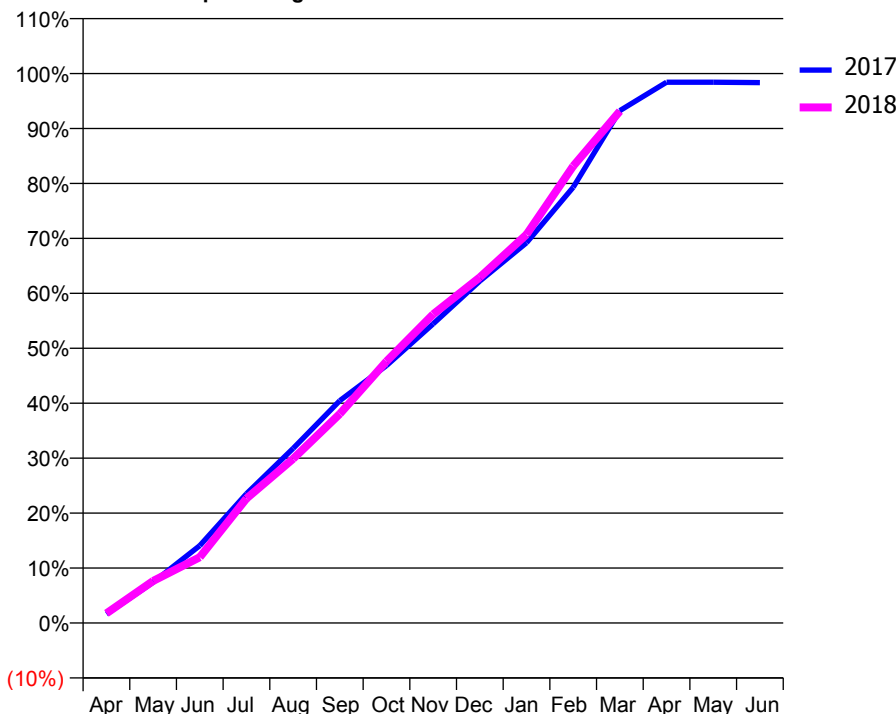
ACCESS*

Patients seen in 24 months	Total	Change since previous quarter
Quarter ending March 2017	12,342	
Quarter ending June 2017	12,360	→
Quarter ending September 2017	12,581	→
Quarter ending December 2017	12,755	→
Quarter ending March 2018	12,914	→
Variance since March 2017	4.6%	↑



ACTIVITY

Cumulative percentage of contracted UDA delivered 2017 & 2018



Month	Adjusted Scheduled Activity (UDA)	
	2017	2018
April	681	731
May	3,067	3,168
June	5,829	4,958
July	9,736	9,376
August	13,162	12,369
September	16,754	15,757
October	19,392	19,721
November	22,537	23,267
December	25,766	26,046
January	28,648	29,273
February	32,826	34,432
March	38,609	38,569
April	40,748	
May	40,748	
June	40,722	

QUALITY

	Quantity	Base Number	Contract	AT	Region	England
% of FP17s for the same patient ID Re-attending within 3 months - Children	323	4,975	6.5%	10.9%	11.6%	11.9%
% of FP17s for the same patient ID Re-attending within 3 months - Adults	1,665	11,876	14.0%	14.7%	15.4%	16.0%
% of FP17s for the same patient ID Re-attending between 3 & 9 months - Children	3,182	4,975	64.0%	57.2%	59.4%	58.3%
% of FP17s for the same patient ID Re-attending between 3 & 9 months - Adults	5,783	11,876	48.7%	48.1%	51.3%	50.3%
% of FP17s for Band 1 Urgent Courses	1,694	16,101	10.5%	8.7%	8.0%	9.1%
% of FP17s Relating to Free Repair or Replacements	40	16,101	0.2%	0.7%	0.8%	0.8%
% of FP17s Relating to Continuations	261	16,101	1.6%	0.9%	1.0%	1.0%
% of Patients satisfied with the dentistry they have received	9	9	N/A	91.3%	91.7%	91.5%
% of Patients satisfied with the time they had to wait for an appointment	9	9	N/A	86.9%	88.3%	87.9%

* This is based on patients treated on this contract for their most recent course of treatment. Figures in italics indicate the base number of FP17s or Patient Questionnaire responses are less than 100. N/A is shown where the base number of responses is less than 10 during the period. % is calculated as Quantity/Base number*100

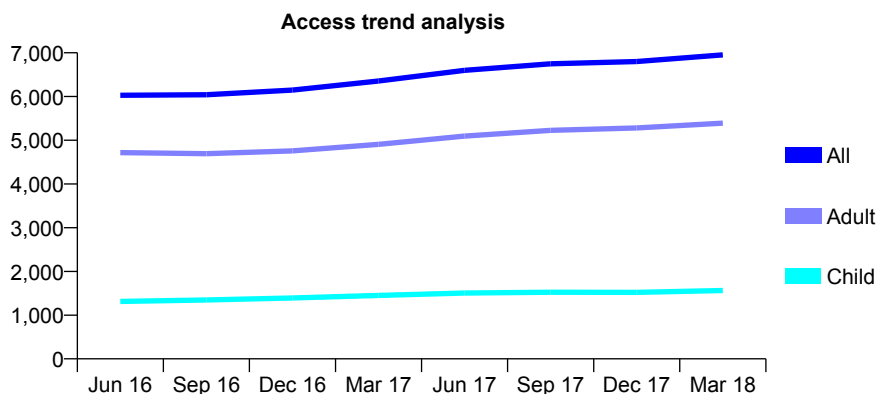
Q58 - Vital Signs At a Glance Contract Report for 124311/0001 - March 2018

Name or company name	Victoria Promenade Dental Practice
Contract type name	GDS Contract
Purpose of contract	General
Contract start date	01/04/2006
Contract end date	

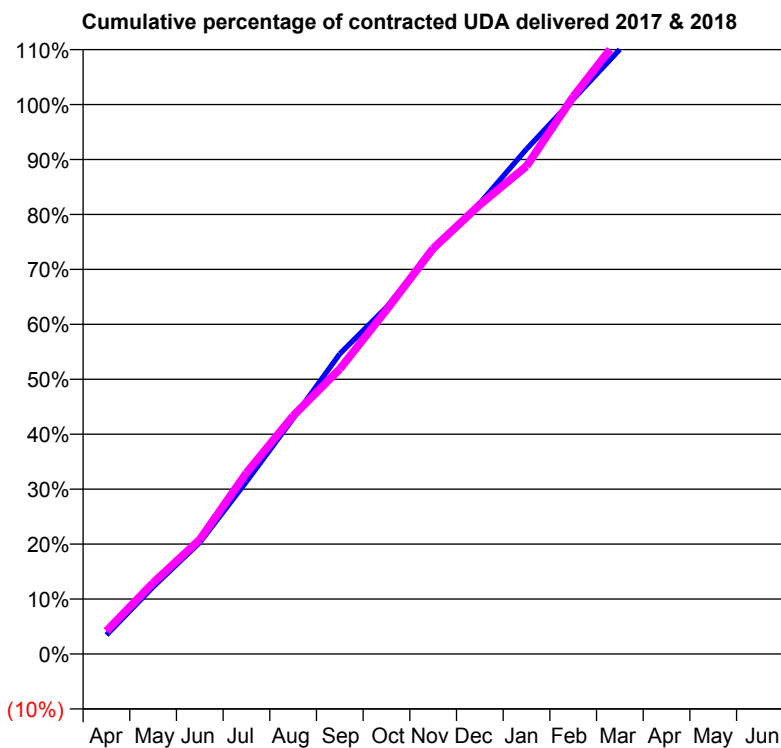
17/18 Contracted general activity (UDA)	18,742
Carry forward general activity (UDA)	0
17/18 Contracted orthodontic activity (UOA)	0
Carry forward orthodontic activity (UOA)	0
Baseline contract value	£499,798.53

ACCESS*

Patients seen in 24 months	Total	Change since previous quarter
Quarter ending March 2017	6,355	
Quarter ending June 2017	6,599	↑
Quarter ending September 2017	6,749	↑
Quarter ending December 2017	6,801	→
Quarter ending March 2018	6,953	↑
Variance since March 2017	9.4%	↑



ACTIVITY



Month	Adjusted Scheduled Activity (UDA)	
	2017	2018
April	650	784
May	2,289	2,425
June	3,806	3,906
July	5,884	6,179
August	8,033	8,124
September	10,238	9,724
October	11,827	11,735
November	13,789	13,832
December	15,376	15,325
January	17,224	16,639
February	18,922	19,010
March	20,625	21,044
April	21,661	
May	21,700	
June	21,710	

QUALITY

	Quantity	Base Number	Contract	AT	Region	England
% of FP17s for the same patient ID Re-attending within 3 months - Children	158	2,377	6.6%	10.9%	11.6%	11.9%
% of FP17s for the same patient ID Re-attending within 3 months - Adults	921	7,513	12.3%	14.7%	15.4%	16.0%
% of FP17s for the same patient ID Re-attending between 3 & 9 months - Children	1,436	2,377	60.4%	57.2%	59.4%	58.3%
% of FP17s for the same patient ID Re-attending between 3 & 9 months - Adults	4,234	7,513	56.4%	48.1%	51.3%	50.3%
% of FP17s for Band 1 Urgent Courses	548	8,748	6.3%	8.7%	8.0%	9.1%
% of FP17s Relating to Free Repair or Replacements	149	8,748	1.7%	0.7%	0.8%	0.8%
% of FP17s Relating to Continuations	45	8,748	0.5%	0.9%	1.0%	1.0%
% of Patients satisfied with the dentistry they have received	7	8	N/A	91.3%	91.7%	91.5%
% of Patients satisfied with the time they had to wait for an appointment	7	8	N/A	86.9%	88.3%	87.9%

* This is based on patients treated on this contract for their most recent course of treatment. Figures in italics indicate the base number of FP17s or Patient Questionnaire responses are less than 100. N/A is shown where the base number of responses is less than 10 during the period. % is calculated as Quantity/Base number*100

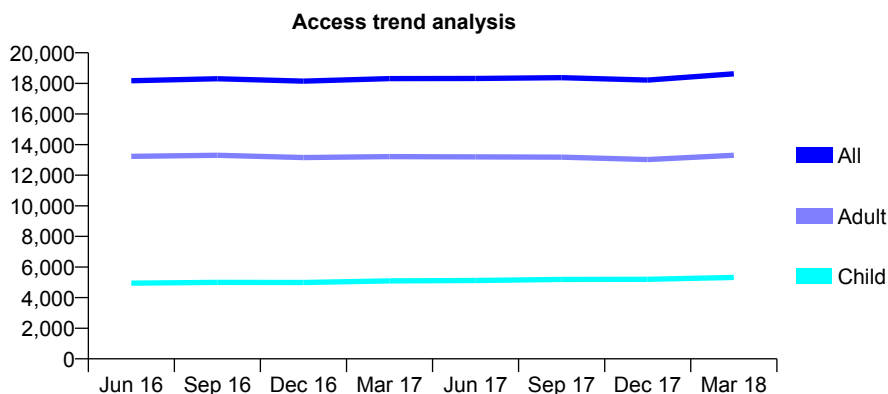
Q58 - Vital Signs At a Glance Contract Report for 126047/0001 - March 2018

Name or company name	Conation Partners Ltd
Contract type name	GDS Contract
Purpose of contract	General
Contract start date	01/11/2007
Contract end date	

17/18 Contracted general activity (UDA)	47,407
Carry forward general activity (UDA)	691
17/18 Contracted orthodontic activity (UOA)	0
Carry forward orthodontic activity (UOA)	0
Baseline contract value	£1,442,880.00

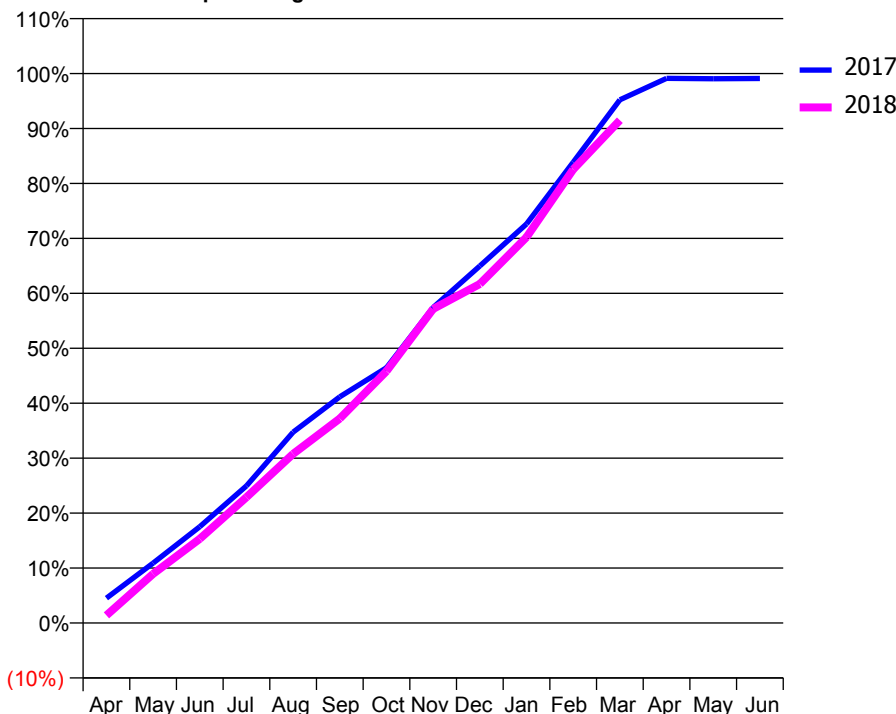
ACCESS*

Patients seen in 24 months	Total	Change since previous quarter
Quarter ending March 2017	18,310	
Quarter ending June 2017	18,319	→
Quarter ending September 2017	18,375	→
Quarter ending December 2017	18,215	→
Quarter ending March 2018	18,626	↑
Variance since March 2017	1.7%	→



ACTIVITY

Cumulative percentage of contracted UDA delivered 2017 & 2018



Adjusted Scheduled Activity (UDA)

Month	2017	2018
April	2,148	665
May	5,172	4,243
June	8,314	7,270
July	11,827	10,849
August	16,468	14,594
September	19,516	17,642
October	22,021	21,720
November	27,224	27,102
December	30,800	29,246
January	34,425	33,286
February	39,751	39,133
March	45,139	43,382
April	46,987	
May	46,953	
June	46,976	

QUALITY

	Quantity	Base Number	Contract	AT	Region	England
% of FP17s for the same patient ID Re-attending within 3 months - Children	517	8,551	6.0%	10.9%	11.6%	11.9%
% of FP17s for the same patient ID Re-attending within 3 months - Adults	1,353	15,350	8.8%	14.7%	15.4%	16.0%
% of FP17s for the same patient ID Re-attending between 3 & 9 months - Children	5,669	8,551	66.3%	57.2%	59.4%	58.3%
% of FP17s for the same patient ID Re-attending between 3 & 9 months - Adults	7,679	15,350	50.0%	48.1%	51.3%	50.3%
% of FP17s for Band 1 Urgent Courses	1,620	23,234	7.0%	8.7%	8.0%	9.1%
% of FP17s Relating to Free Repair or Replacements	134	23,234	0.6%	0.7%	0.8%	0.8%
% of FP17s Relating to Continuations	30	23,234	0.1%	0.9%	1.0%	1.0%
% of Patients satisfied with the dentistry they have received	13	13	100.0%	91.3%	91.7%	91.5%
% of Patients satisfied with the time they had to wait for an appointment	12	13	92.3%	86.9%	88.3%	87.9%

* This is based on patients treated on this contract for their most recent course of treatment. Figures in italics indicate the base number of FP17s or Patient Questionnaire responses are less than 100. N/A is shown where the base number of responses is less than 10 during the period. % is calculated as Quantity/Base number*100

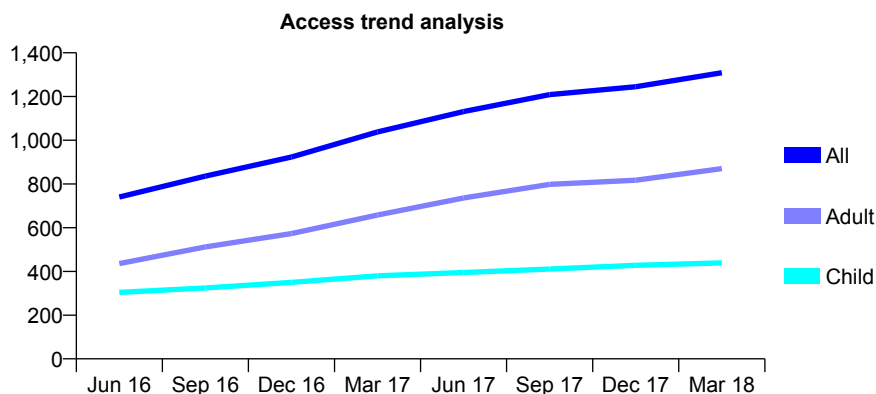
Q58 - Vital Signs At a Glance Contract Report for 127140/0001 - March 2018

Name or company name	Saving Smiles Rushden
Contract type name	GDS Contract
Purpose of contract	General
Contract start date	01/11/2015
Contract end date	

17/18 Contracted general activity (UDA)	3,550
Carry forward general activity (UDA)	79
17/18 Contracted orthodontic activity (UOA)	0
Carry forward orthodontic activity (UOA)	0
Baseline contract value	£90,646.52

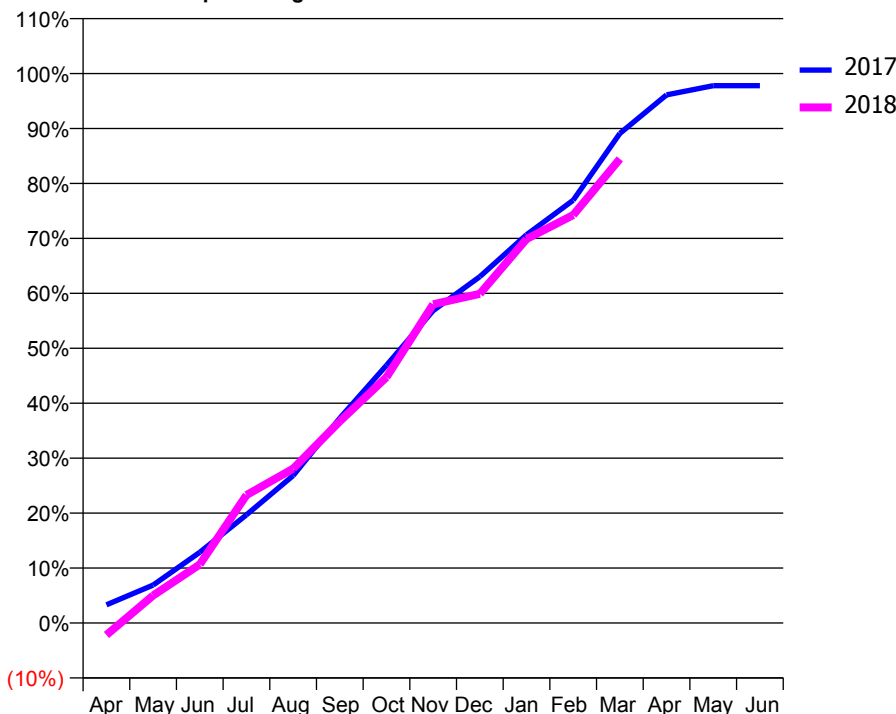
ACCESS*

Patients seen in 24 months	Total	Change since previous quarter
Quarter ending March 2017	1,038	
Quarter ending June 2017	1,131	↑
Quarter ending September 2017	1,209	↑
Quarter ending December 2017	1,245	↑
Quarter ending March 2018	1,309	↑
Variance since March 2017	26.1%	↑



ACTIVITY

Cumulative percentage of contracted UDA delivered 2017 & 2018



Month	Adjusted Scheduled Activity (UDA)	
	2017	2018
April	118	-78
May	245	178
June	457	378
July	699	827
August	952	997
September	1,324	1,303
October	1,665	1,588
November	2,018	2,060
December	2,238	2,127
January	2,508	2,481
February	2,732	2,636
March	3,163	2,998
April	3,412	
May	3,471	
June	3,471	

QUALITY

	Quantity	Base Number	Contract	AT	Region	England
% of FP17s for the same patient ID Re-attending within 3 months - Children	55	687	8.0%	10.9%	11.6%	11.9%
% of FP17s for the same patient ID Re-attending within 3 months - Adults	202	1,194	16.9%	14.7%	15.4%	16.0%
% of FP17s for the same patient ID Re-attending between 3 & 9 months - Children	448	687	65.2%	57.2%	59.4%	58.3%
% of FP17s for the same patient ID Re-attending between 3 & 9 months - Adults	627	1,194	52.5%	48.1%	51.3%	50.3%
% of FP17s for Band 1 Urgent Courses	142	1,766	8.0%	8.7%	8.0%	9.1%
% of FP17s Relating to Free Repair or Replacements	2	1,766	0.1%	0.7%	0.8%	0.8%
% of FP17s Relating to Continuations	7	1,766	0.4%	0.9%	1.0%	1.0%
% of Patients satisfied with the dentistry they have received	1	1	N/A	91.3%	91.7%	91.5%
% of Patients satisfied with the time they had to wait for an appointment	1	1	N/A	86.9%	88.3%	87.9%

* This is based on patients treated on this contract for their most recent course of treatment. Figures in italics indicate the base number of FP17s or Patient Questionnaire responses are less than 100. N/A is shown where the base number of responses is less than 10 during the period. % is calculated as Quantity/Base number*100

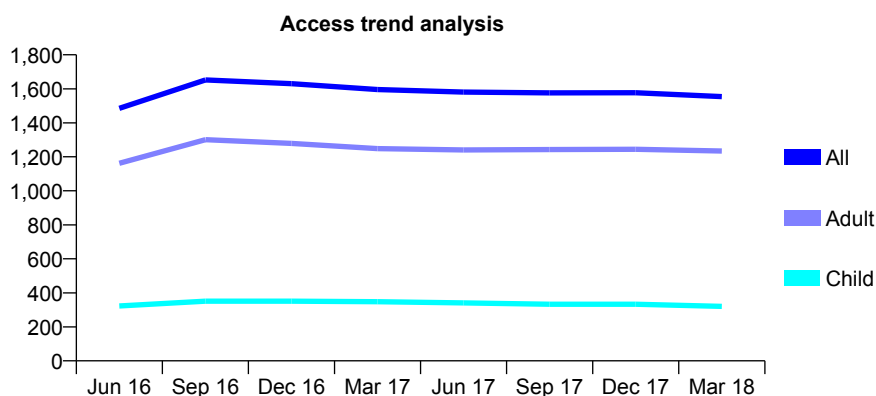
Q58 - Vital Signs At a Glance Contract Report for 127914/0001 - March 2018

Name or company name	Mr L Khiroya & Mr R Khiroya
Contract type name	GDS Contract
Purpose of contract	General
Contract start date	01/01/2012
Contract end date	

17/18 Contracted general activity (UDA)	2,841
Carry forward general activity (UDA)	-18
17/18 Contracted orthodontic activity (UOA)	0
Carry forward orthodontic activity (UOA)	0
Baseline contract value	£76,161.30

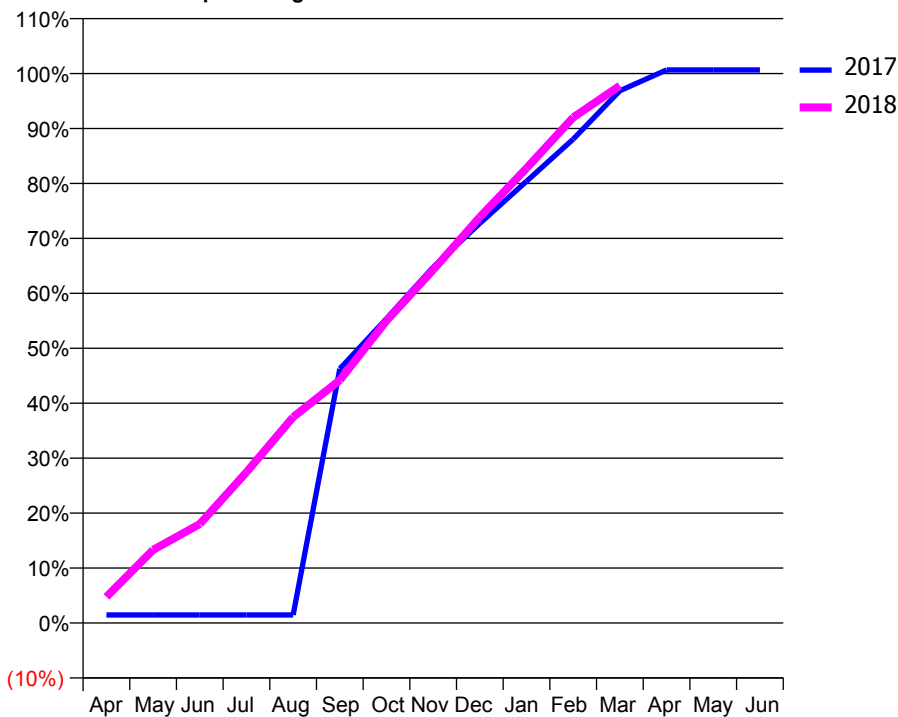
ACCESS*

Patients seen in 24 months	Total	Change since previous quarter
Quarter ending March 2017	1,596	
Quarter ending June 2017	1,581	→
Quarter ending September 2017	1,576	→
Quarter ending December 2017	1,577	→
Quarter ending March 2018	1,554	↓
Variance since March 2017	(2.6%)	↓



ACTIVITY

Cumulative percentage of contracted UDA delivered 2017 & 2018



Month	Adjusted Scheduled Activity (UDA)	
	2017	2018
April	42	136
May	42	378
June	42	512
July	42	780
August	42	1,065
September	1,314	1,256
October	1,574	1,563
November	1,839	1,826
December	2,066	2,099
January	2,284	2,351
February	2,502	2,614
March	2,752	2,778
April	2,859	
May	2,859	
June	2,859	

QUALITY

	Quantity	Base Number	Contract	AT	Region	England
% of FP17s for the same patient ID Re-attending within 3 months - Children	11	349	3.2%	10.9%	11.6%	11.9%
% of FP17s for the same patient ID Re-attending within 3 months - Adults	86	1,181	7.3%	14.7%	15.4%	16.0%
% of FP17s for the same patient ID Re-attending between 3 & 9 months - Children	125	349	35.8%	57.2%	59.4%	58.3%
% of FP17s for the same patient ID Re-attending between 3 & 9 months - Adults	310	1,181	26.2%	48.1%	51.3%	50.3%
% of FP17s for Band 1 Urgent Courses	105	1,476	7.1%	8.7%	8.0%	9.1%
% of FP17s Relating to Free Repair or Replacements	0	1,476	0.0%	0.7%	0.8%	0.8%
% of FP17s Relating to Continuations	0	1,476	0.0%	0.9%	1.0%	1.0%
% of Patients satisfied with the dentistry they have received	1	1	N/A	91.3%	91.7%	91.5%
% of Patients satisfied with the time they had to wait for an appointment	1	1	N/A	86.9%	88.3%	87.9%

* This is based on patients treated on this contract for their most recent course of treatment. Figures in italics indicate the base number of FP17s or Patient Questionnaire responses are less than 100. N/A is shown where the base number of responses is less than 10 during the period. % is calculated as Quantity/Base number*100

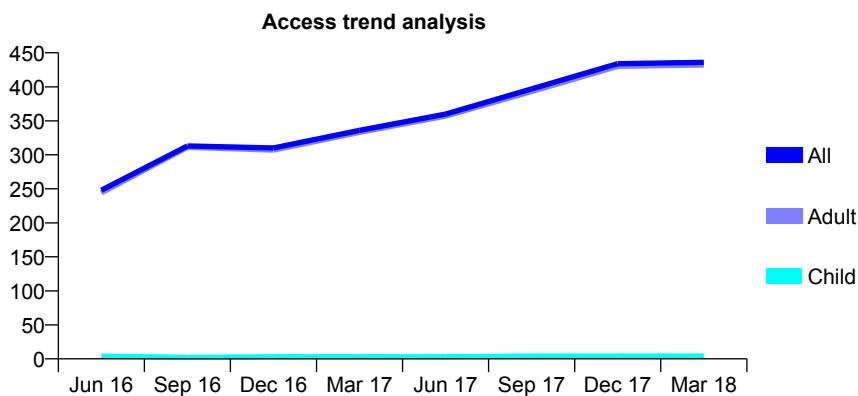
Q58 - Vital Signs At a Glance Contract Report for 128775/0001 - March 2018

Name or company name	MOS Hertfordshire LTD
Contract type name	PDS Contract
Purpose of contract	General
Contract start date	01/11/2012
Contract end date	31/03/2018

17/18 Contracted general activity (UDA)	1,284
Carry forward general activity (UDA)	0
17/18 Contracted orthodontic activity (UOA)	0
Carry forward orthodontic activity (UOA)	0
Baseline contract value	£85,601.02

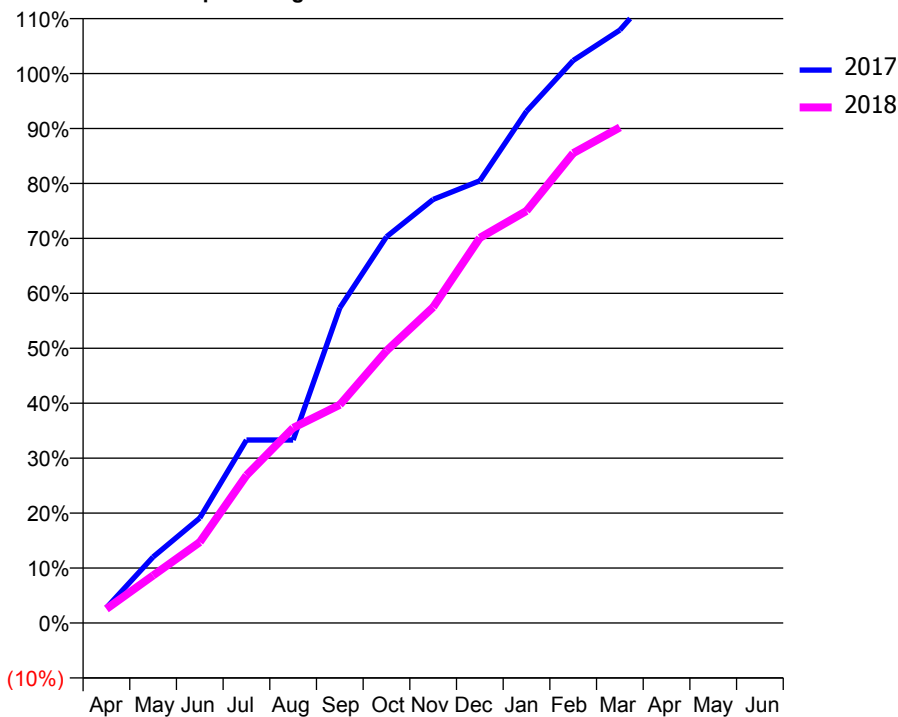
ACCESS*

Patients seen in 24 months	Total	Change since previous quarter
Quarter ending March 2017	336	
Quarter ending June 2017	360	↑
Quarter ending September 2017	397	↑
Quarter ending December 2017	434	↑
Quarter ending March 2018	436	→
Variance since March 2017	29.8%	↑



ACTIVITY

Cumulative percentage of contracted UDA delivered 2017 & 2018



Month	Adjusted Scheduled Activity (UDA)	
	2017	2018
April	27	33
May	117	111
June	186	189
July	324	345
August	324	456
September	558	510
October	684	636
November	750	738
December	783	900
January	906	963
February	996	1,098
March	1,050	1,158
April	1,143	
May	1,146	
June	1,146	

QUALITY

	Quantity	Base Number	Contract	AT	Region	England
% of FP17s for the same patient ID Re-attending within 3 months - Children	0	5	0.0%	10.9%	11.6%	11.9%
% of FP17s for the same patient ID Re-attending within 3 months - Adults	4	413	1.0%	14.7%	15.4%	16.0%
% of FP17s for the same patient ID Re-attending between 3 & 9 months - Children	0	5	0.0%	57.2%	59.4%	58.3%
% of FP17s for the same patient ID Re-attending between 3 & 9 months - Adults	3	413	0.7%	48.1%	51.3%	50.3%
% of FP17s for Band 1 Urgent Courses	0	386	0.0%	8.7%	8.0%	9.1%
% of FP17s Relating to Free Repair or Replacements	0	386	0.0%	0.7%	0.8%	0.8%
% of FP17s Relating to Continuations	0	386	0.0%	0.9%	1.0%	1.0%
% of Patients satisfied with the dentistry they have received	0	0	N/A	91.3%	91.7%	91.5%
% of Patients satisfied with the time they had to wait for an appointment	0	0	N/A	86.9%	88.3%	87.9%

* This is based on patients treated on this contract for their most recent course of treatment. Figures in italics indicate the base number of FP17s or Patient Questionnaire responses are less than 100. N/A is shown where the base number of responses is less than 10 during the period. % is calculated as Quantity/Base number*100

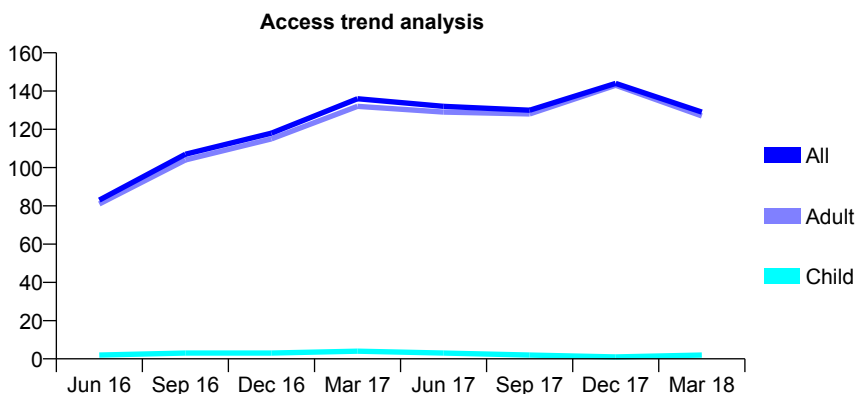
Q58 - Vital Signs At a Glance Contract Report for 128775/0002 - March 2018

Name or company name	MOS Hertfordshire LTD
Contract type name	PDS Contract
Purpose of contract	General
Contract start date	01/11/2012
Contract end date	31/03/2018

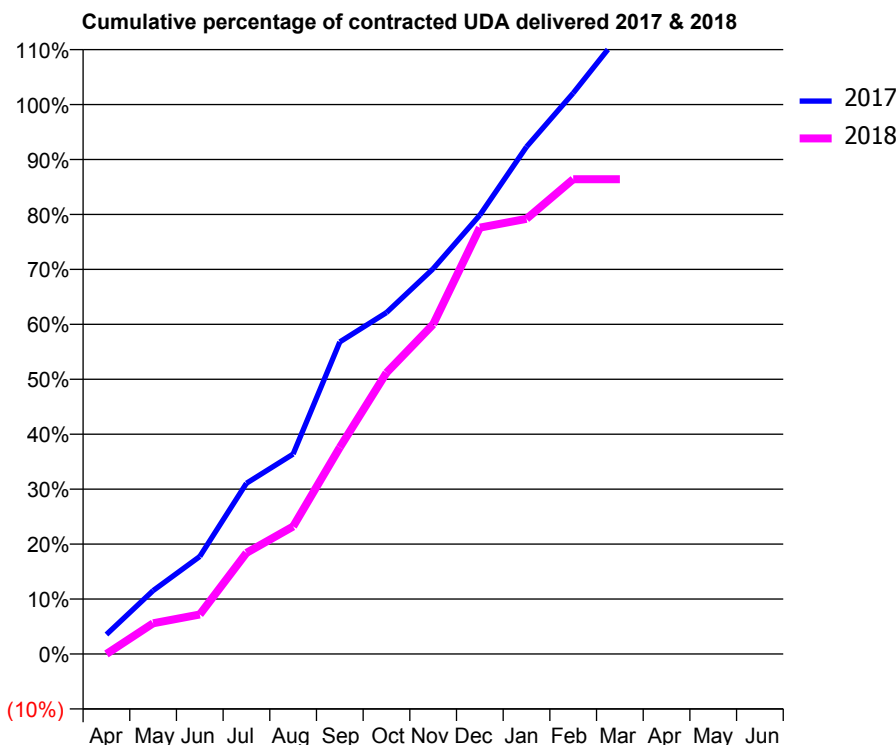
17/18 Contracted general activity (UDA)	375
Carry forward general activity (UDA)	0
17/18 Contracted orthodontic activity (UOA)	0
Carry forward orthodontic activity (UOA)	0
Baseline contract value	£25,001.02

ACCESS*

Patients seen in 24 months	Total	Change since previous quarter
Quarter ending March 2017	136	
Quarter ending June 2017	132	↓
Quarter ending September 2017	130	↓
Quarter ending December 2017	144	↑
Quarter ending March 2018	129	↓
Variance since March 2017	(5.1%)	↓



ACTIVITY



Month	Adjusted Scheduled Activity (UDA)	
	2017	2018
April	12	0
May	39	21
June	60	27
July	105	69
August	123	87
September	192	141
October	210	192
November	237	225
December	270	291
January	312	297
February	345	324
March	381	324
April	399	
May	399	
June	399	

QUALITY

	Quantity	Base Number	Contract	AT	Region	England
% of FP17s for the same patient ID Re-attending within 3 months - Children	0	1	0.0%	10.9%	11.6%	11.9%
% of FP17s for the same patient ID Re-attending within 3 months - Adults	0	114	0.0%	14.7%	15.4%	16.0%
% of FP17s for the same patient ID Re-attending between 3 & 9 months - Children	0	1	0.0%	57.2%	59.4%	58.3%
% of FP17s for the same patient ID Re-attending between 3 & 9 months - Adults	0	114	0.0%	48.1%	51.3%	50.3%
% of FP17s for Band 1 Urgent Courses	0	108	0.0%	8.7%	8.0%	9.1%
% of FP17s Relating to Free Repair or Replacements	0	108	0.0%	0.7%	0.8%	0.8%
% of FP17s Relating to Continuations	0	108	0.0%	0.9%	1.0%	1.0%
% of Patients satisfied with the dentistry they have received	0	0	N/A	91.3%	91.7%	91.5%
% of Patients satisfied with the time they had to wait for an appointment	0	0	N/A	86.9%	88.3%	87.9%

* This is based on patients treated on this contract for their most recent course of treatment. Figures in italics indicate the base number of FP17s or Patient Questionnaire responses are less than 100. N/A is shown where the base number of responses is less than 10 during the period. % is calculated as Quantity/Base number*100

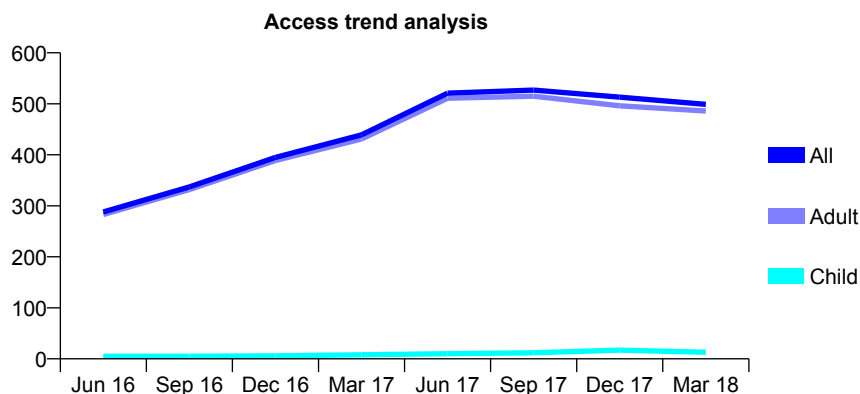
Q58 - Vital Signs At a Glance Contract Report for 128775/0003 - March 2018

Name or company name	MOS Hertfordshire LTD
Contract type name	PDS Contract
Purpose of contract	General
Contract start date	01/11/2012
Contract end date	31/03/2018

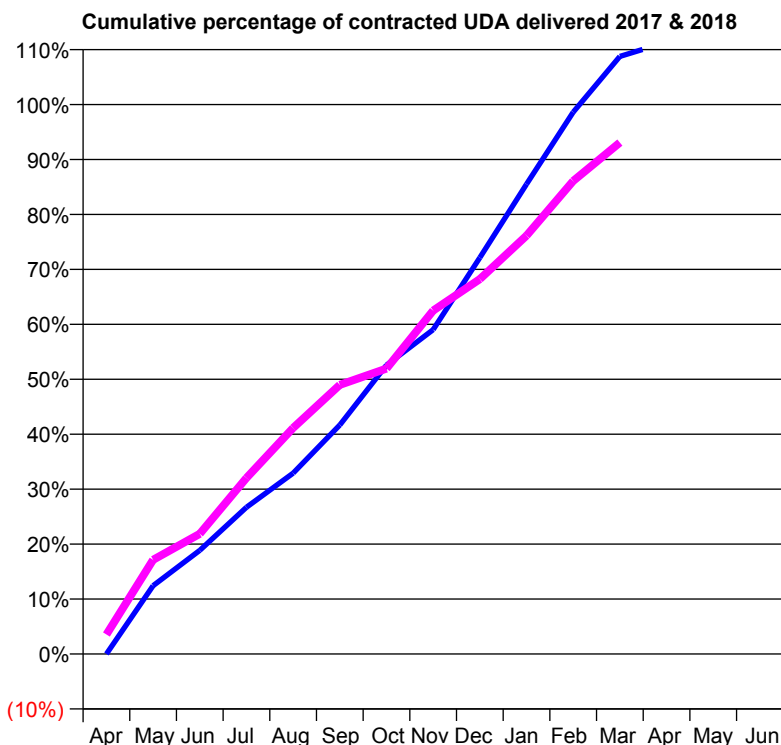
17/18 Contracted general activity (UDA)	1,517
Carry forward general activity (UDA)	0
17/18 Contracted orthodontic activity (UOA)	0
Carry forward orthodontic activity (UOA)	0
Baseline contract value	£101,134.36

ACCESS*

Patients seen in 24 months	Total	Change since previous quarter
Quarter ending March 2017	439	
Quarter ending June 2017	521	↑
Quarter ending September 2017	527	→
Quarter ending December 2017	513	↓
Quarter ending March 2018	499	↓
Variance since March 2017	13.7%	↑



ACTIVITY



Month	Adjusted Scheduled Activity (UDA)	
	2017	2018
April	0	54
May	162	260
June	246	332
July	348	486
August	429	624
September	543	743
October	685	788
November	769	948
December	940	1,035
January	1,114	1,155
February	1,285	1,306
March	1,417	1,412
April	1,451	
May	1,457	
June	1,457	

QUALITY

	Quantity	Base Number	Contract	AT	Region	England
% of FP17s for the same patient ID Re-attending within 3 months - Children	0	24	0.0%	10.9%	11.6%	11.9%
% of FP17s for the same patient ID Re-attending within 3 months - Adults	4	466	0.9%	14.7%	15.4%	16.0%
% of FP17s for the same patient ID Re-attending between 3 & 9 months - Children	0	24	0.0%	57.2%	59.4%	58.3%
% of FP17s for the same patient ID Re-attending between 3 & 9 months - Adults	8	466	1.7%	48.1%	51.3%	50.3%
% of FP17s for Band 1 Urgent Courses	0	476	0.0%	8.7%	8.0%	9.1%
% of FP17s Relating to Free Repair or Replacements	0	476	0.0%	0.7%	0.8%	0.8%
% of FP17s Relating to Continuations	0	476	0.0%	0.9%	1.0%	1.0%
% of Patients satisfied with the dentistry they have received	0	0	N/A	91.3%	91.7%	91.5%
% of Patients satisfied with the time they had to wait for an appointment	0	0	N/A	86.9%	88.3%	87.9%

* This is based on patients treated on this contract for their most recent course of treatment. Figures in italics indicate the base number of FP17s or Patient Questionnaire responses are less than 100. N/A is shown where the base number of responses is less than 10 during the period. % is calculated as Quantity/Base number*100

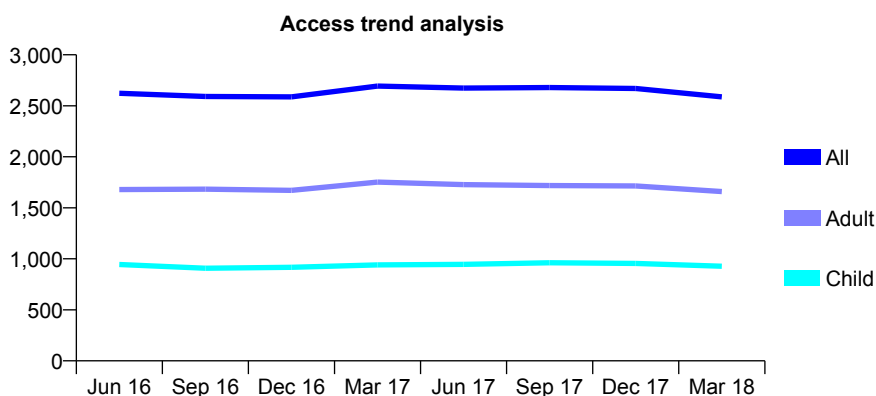
Q58 - Vital Signs At a Glance Contract Report for 129151/0002 - March 2018

Name or company name	Bargain Dentist.Com Limited
Contract type name	GDS Contract
Purpose of contract	General
Contract start date	01/04/2009
Contract end date	

17/18 Contracted general activity (UDA)	7,808
Carry forward general activity (UDA)	-107
17/18 Contracted orthodontic activity (UOA)	0
Carry forward orthodontic activity (UOA)	0
Baseline contract value	£232,763.42

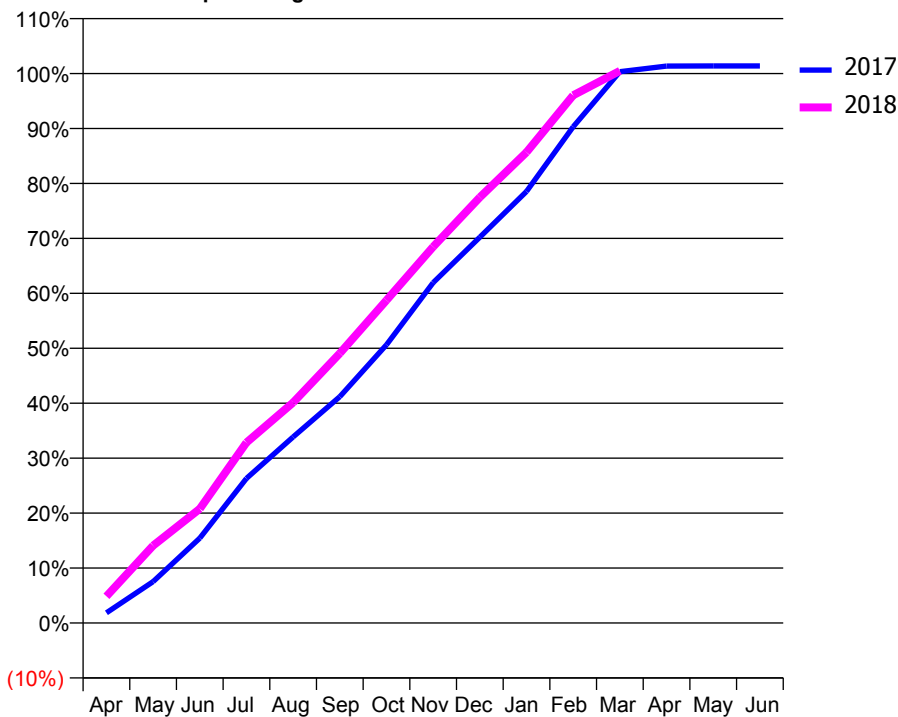
ACCESS*

Patients seen in 24 months	Total	Change since previous quarter
Quarter ending March 2017	2,693	
Quarter ending June 2017	2,674	→
Quarter ending September 2017	2,679	→
Quarter ending December 2017	2,670	→
Quarter ending March 2018	2,587	↓
Variance since March 2017	(3.9%)	↓



ACTIVITY

Cumulative percentage of contracted UDA delivered 2017 & 2018



Month	Adjusted Scheduled Activity (UDA)	
	2017	2018
April	145	381
May	588	1,100
June	1,205	1,624
July	2,054	2,565
August	2,644	3,132
September	3,217	3,832
October	3,953	4,586
November	4,836	5,345
December	5,483	6,048
January	6,133	6,689
February	7,051	7,499
March	7,835	7,844
April	7,914	
May	7,916	
June	7,916	

QUALITY

	Quantity	Base Number	Contract	AT	Region	England
% of FP17s for the same patient ID Re-attending within 3 months - Children	80	1,403	5.7%	10.9%	11.6%	11.9%
% of FP17s for the same patient ID Re-attending within 3 months - Adults	172	1,620	10.6%	14.7%	15.4%	16.0%
% of FP17s for the same patient ID Re-attending between 3 & 9 months - Children	828	1,403	59.0%	57.2%	59.4%	58.3%
% of FP17s for the same patient ID Re-attending between 3 & 9 months - Adults	578	1,620	35.7%	48.1%	51.3%	50.3%
% of FP17s for Band 1 Urgent Courses	187	3,007	6.2%	8.7%	8.0%	9.1%
% of FP17s Relating to Free Repair or Replacements	16	3,007	0.5%	0.7%	0.8%	0.8%
% of FP17s Relating to Continuations	42	3,007	1.4%	0.9%	1.0%	1.0%
% of Patients satisfied with the dentistry they have received	2	2	N/A	91.3%	91.7%	91.5%
% of Patients satisfied with the time they had to wait for an appointment	2	2	N/A	86.9%	88.3%	87.9%

* This is based on patients treated on this contract for their most recent course of treatment. Figures in italics indicate the base number of FP17s or Patient Questionnaire responses are less than 100. N/A is shown where the base number of responses is less than 10 during the period. % is calculated as Quantity/Base number*100

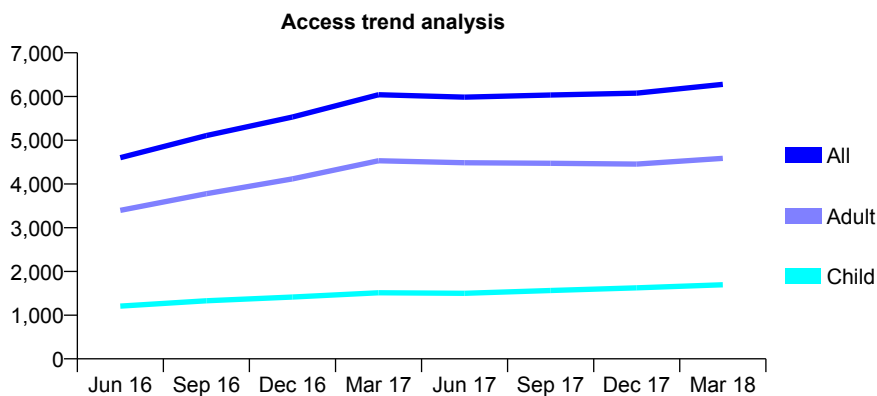
Q58 - Vital Signs At a Glance Contract Report for 129755/0003 - March 2018

Name or company name	Experdental Limited
Contract type name	GDS Contract
Purpose of contract	General
Contract start date	01/04/2015
Contract end date	

17/18 Contracted general activity (UDA)	25,000
Carry forward general activity (UDA)	606
17/18 Contracted orthodontic activity (UOA)	0
Carry forward orthodontic activity (UOA)	0
Baseline contract value	£659,828.73

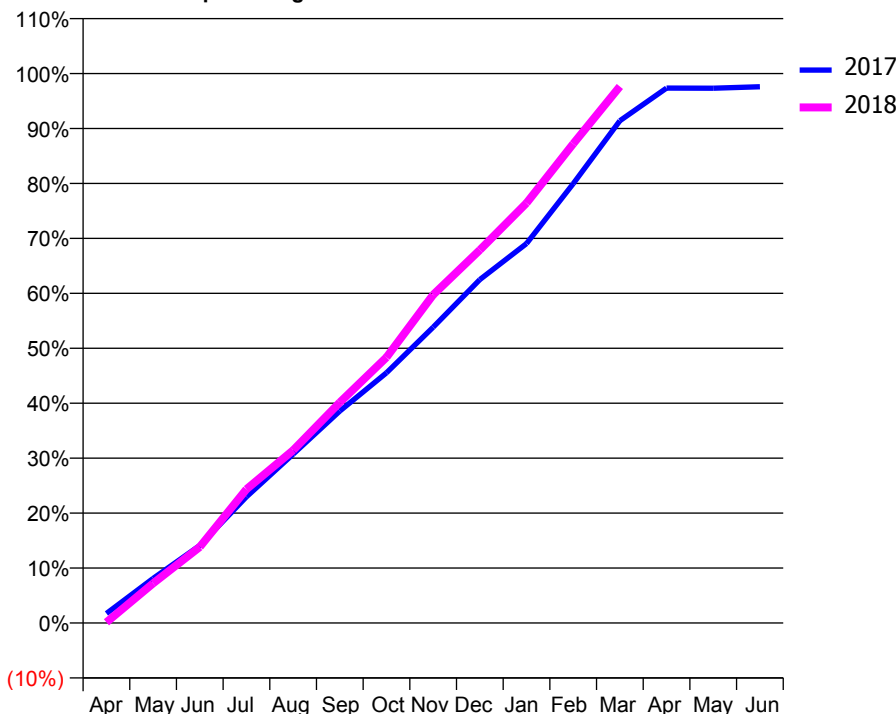
ACCESS*

Patients seen in 24 months	Total	Change since previous quarter
Quarter ending March 2017	6,041	
Quarter ending June 2017	5,986	→
Quarter ending September 2017	6,036	→
Quarter ending December 2017	6,078	→
Quarter ending March 2018	6,278	↑
Variance since March 2017	3.9%	↑



ACTIVITY

Cumulative percentage of contracted UDA delivered 2017 & 2018



Month	Adjusted Scheduled Activity (UDA)	
	2017	2018
April	433	36
May	2,029	1,805
June	3,525	3,460
July	5,740	6,085
August	7,682	7,857
September	9,646	10,035
October	11,381	12,089
November	13,459	14,936
December	15,627	16,974
January	17,263	19,107
February	19,984	21,801
March	22,851	24,410
April	24,338	
May	24,332	
June	24,395	

QUALITY

	Quantity	Base Number	Contract	AT	Region	England
% of FP17s for the same patient ID Re-attending within 3 months - Children	82	2,304	3.6%	10.9%	11.6%	11.9%
% of FP17s for the same patient ID Re-attending within 3 months - Adults	329	5,179	6.4%	14.7%	15.4%	16.0%
% of FP17s for the same patient ID Re-attending between 3 & 9 months - Children	1,108	2,304	48.1%	57.2%	59.4%	58.3%
% of FP17s for the same patient ID Re-attending between 3 & 9 months - Adults	1,967	5,179	38.0%	48.1%	51.3%	50.3%
% of FP17s for Band 1 Urgent Courses	433	7,184	6.0%	8.7%	8.0%	9.1%
% of FP17s Relating to Free Repair or Replacements	27	7,184	0.4%	0.7%	0.8%	0.8%
% of FP17s Relating to Continuations	30	7,184	0.4%	0.9%	1.0%	1.0%
% of Patients satisfied with the dentistry they have received	8	10	80.0%	91.3%	91.7%	91.5%
% of Patients satisfied with the time they had to wait for an appointment	9	10	90.0%	86.9%	88.3%	87.9%

* This is based on patients treated on this contract for their most recent course of treatment. Figures in italics indicate the base number of FP17s or Patient Questionnaire responses are less than 100. N/A is shown where the base number of responses is less than 10 during the period. % is calculated as Quantity/Base number*100

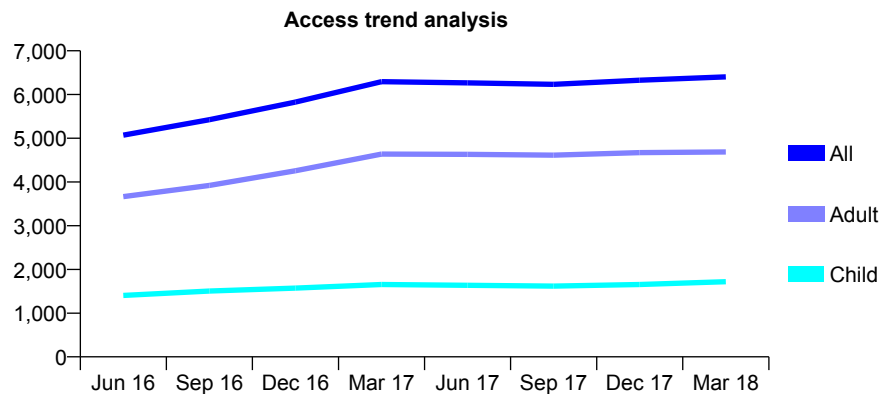
Q58 - Vital Signs At a Glance Contract Report for 129755/0004 - March 2018

Name or company name	Experdental Limited
Contract type name	GDS Contract
Purpose of contract	General
Contract start date	01/04/2015
Contract end date	

17/18 Contracted general activity (UDA)	23,755
Carry forward general activity (UDA)	751
17/18 Contracted orthodontic activity (UOA)	0
Carry forward orthodontic activity (UOA)	0
Baseline contract value	£614,794.45

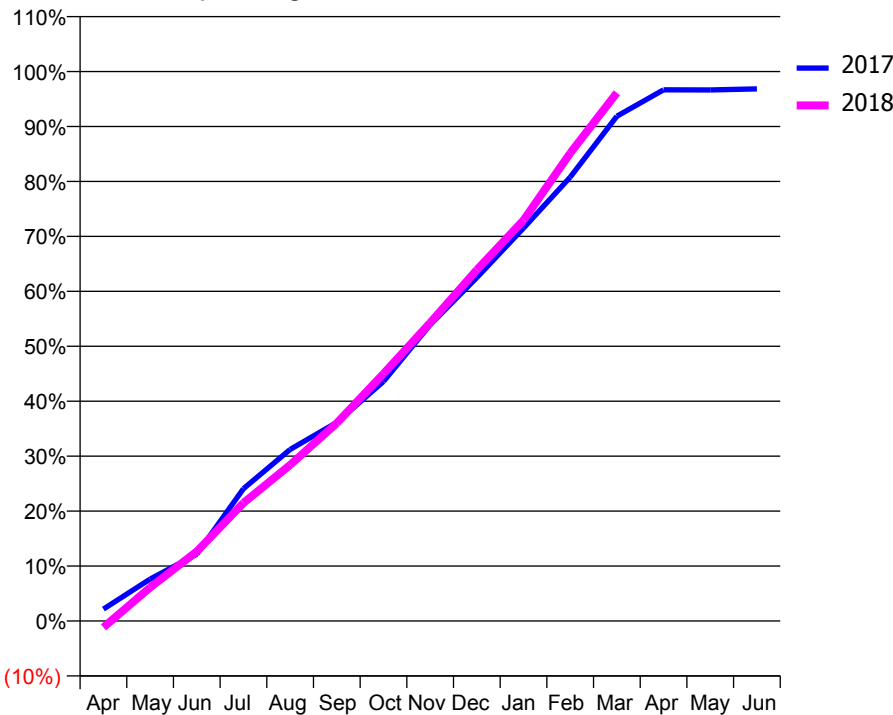
ACCESS*

Patients seen in 24 months	Total	Change since previous quarter
Quarter ending March 2017	6,293	
Quarter ending June 2017	6,266	→
Quarter ending September 2017	6,232	→
Quarter ending December 2017	6,326	→
Quarter ending March 2018	6,404	→
Variance since March 2017	1.8%	→



ACTIVITY

Cumulative percentage of contracted UDA delivered 2017 & 2018



Month	Adjusted Scheduled Activity (UDA)	
	2017	2018
April	519	-281
May	1,811	1,451
June	2,892	3,007
July	5,720	5,102
August	7,415	6,749
September	8,587	8,557
October	10,355	10,689
November	12,807	12,895
December	14,846	15,181
January	16,988	17,327
February	19,188	20,224
March	21,823	22,837
April	22,963	
May	22,958	
June	23,005	

QUALITY

	Quantity	Base Number	Contract	AT	Region	England
% of FP17s for the same patient ID Re-attending within 3 months - Children	116	2,395	4.8%	10.9%	11.6%	11.9%
% of FP17s for the same patient ID Re-attending within 3 months - Adults	402	5,238	7.7%	14.7%	15.4%	16.0%
% of FP17s for the same patient ID Re-attending between 3 & 9 months - Children	1,373	2,395	57.3%	57.2%	59.4%	58.3%
% of FP17s for the same patient ID Re-attending between 3 & 9 months - Adults	2,408	5,238	46.0%	48.1%	51.3%	50.3%
% of FP17s for Band 1 Urgent Courses	276	7,344	3.8%	8.7%	8.0%	9.1%
% of FP17s Relating to Free Repair or Replacements	33	7,344	0.4%	0.7%	0.8%	0.8%
% of FP17s Relating to Continuations	39	7,344	0.5%	0.9%	1.0%	1.0%
% of Patients satisfied with the dentistry they have received	3	4	N/A	91.3%	91.7%	91.5%
% of Patients satisfied with the time they had to wait for an appointment	3	4	N/A	86.9%	88.3%	87.9%

* This is based on patients treated on this contract for their most recent course of treatment. Figures in italics indicate the base number of FP17s or Patient Questionnaire responses are less than 100. N/A is shown where the base number of responses is less than 10 during the period. % is calculated as Quantity/Base number*100

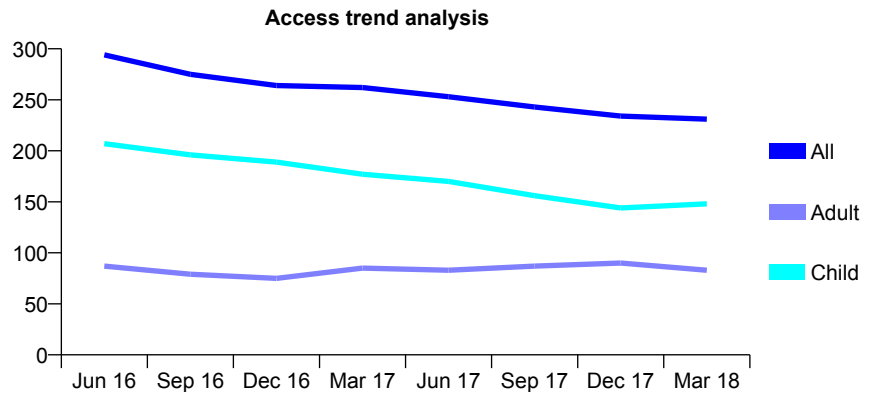
Q58 - Vital Signs At a Glance Contract Report for 130338/0001 - March 2018

Name or company name	Berkhamsted Dental Practice
Contract type name	GDS Contract
Purpose of contract	General
Contract start date	01/11/2007
Contract end date	

17/18 Contracted general activity (UDA)	540
Carry forward general activity (UDA)	0
17/18 Contracted orthodontic activity (UOA)	0
Carry forward orthodontic activity (UOA)	0
Baseline contract value	£11,535.57

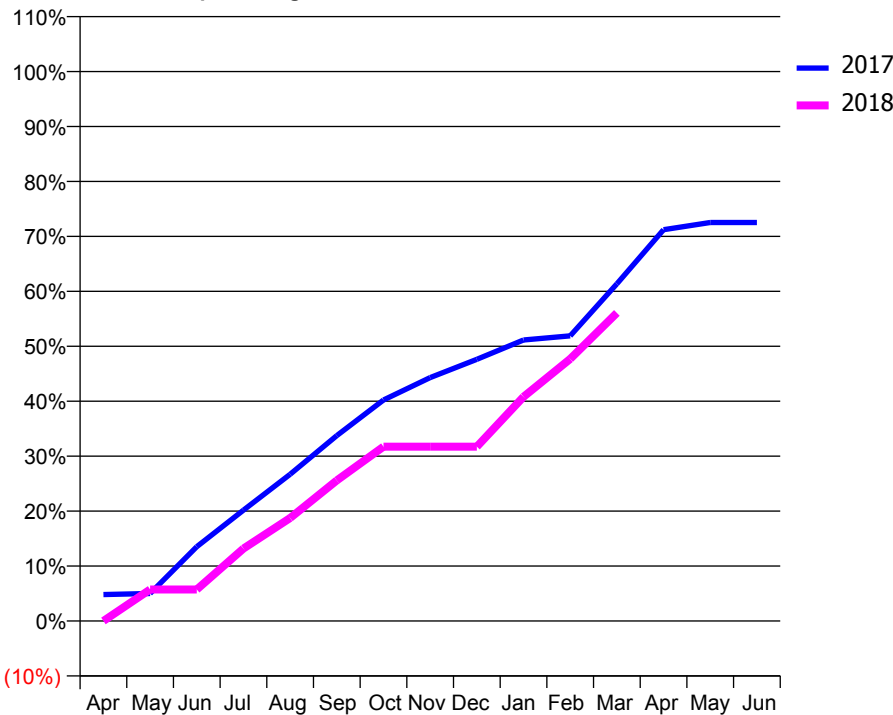
ACCESS*

Patients seen in 24 months	Total	Change since previous quarter
Quarter ending March 2017	262	
Quarter ending June 2017	253	↓
Quarter ending September 2017	243	↓
Quarter ending December 2017	234	↓
Quarter ending March 2018	231	↓
Variance since March 2017	(11.8%)	↓



ACTIVITY

Cumulative percentage of contracted UDA delivered 2017 & 2018



Month	Adjusted Scheduled Activity (UDA)	
	2017	2018
April	26	0
May	27	31
June	73	31
July	109	71
August	144	101
September	182	138
October	217	171
November	239	171
December	257	171
January	276	220
February	280	258
March	331	303
April	385	
May	392	
June	392	

QUALITY

	Quantity	Base Number	Contract	AT	Region	England
% of FP17s for the same patient ID Re-attending within 3 months - Children	7	266	2.6%	10.9%	11.6%	11.9%
% of FP17s for the same patient ID Re-attending within 3 months - Adults	0	45	0.0%	14.7%	15.4%	16.0%
% of FP17s for the same patient ID Re-attending between 3 & 9 months - Children	192	266	72.2%	57.2%	59.4%	58.3%
% of FP17s for the same patient ID Re-attending between 3 & 9 months - Adults	32	45	71.1%	48.1%	51.3%	50.3%
% of FP17s for Band 1 Urgent Courses	4	261	1.5%	8.7%	8.0%	9.1%
% of FP17s Relating to Free Repair or Replacements	0	261	0.0%	0.7%	0.8%	0.8%
% of FP17s Relating to Continuations	0	261	0.0%	0.9%	1.0%	1.0%
% of Patients satisfied with the dentistry they have received	0	0	N/A	91.3%	91.7%	91.5%
% of Patients satisfied with the time they had to wait for an appointment	0	0	N/A	86.9%	88.3%	87.9%

* This is based on patients treated on this contract for their most recent course of treatment. Figures in italics indicate the base number of FP17s or Patient Questionnaire responses are less than 100. N/A is shown where the base number of responses is less than 10 during the period. % is calculated as Quantity/Base number*100

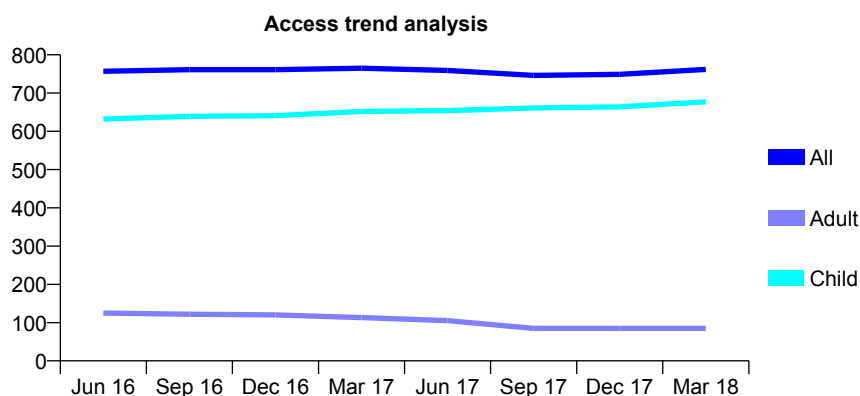
Q58 - Vital Signs At a Glance Contract Report for 130605/0001 - March 2018

Name or company name	Admiral House Dental Practice
Contract type name	GDS Contract
Purpose of contract	General
Contract start date	01/07/2010
Contract end date	

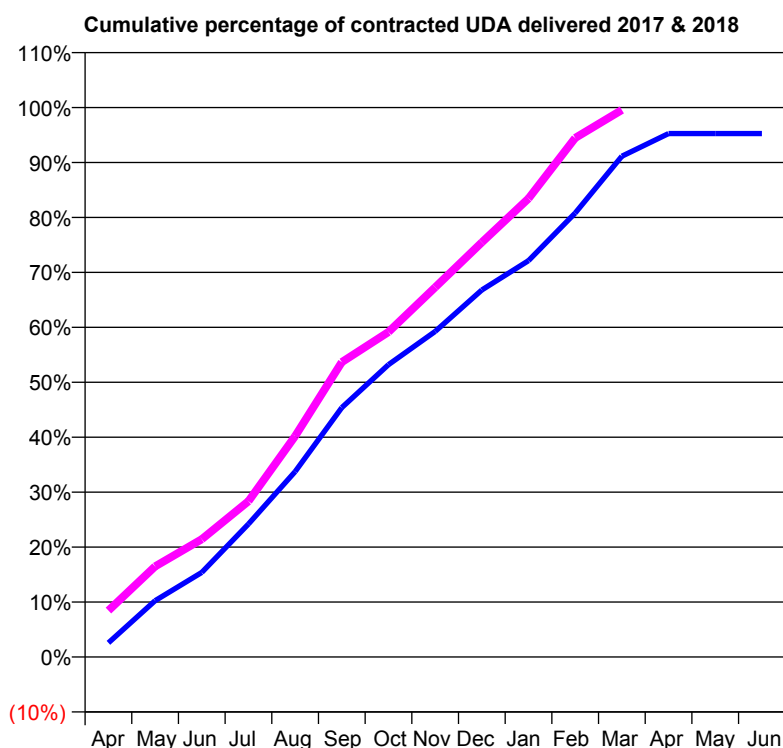
17/18 Contracted general activity (UDA)	1,240
Carry forward general activity (UDA)	0
17/18 Contracted orthodontic activity (UOA)	0
Carry forward orthodontic activity (UOA)	0
Baseline contract value	£34,930.35

ACCESS*

Patients seen in 24 months	Total	Change since previous quarter
Quarter ending March 2017	765	
Quarter ending June 2017	759	→
Quarter ending September 2017	746	↓
Quarter ending December 2017	749	→
Quarter ending March 2018	762	→
Variance since March 2017	(0.4%)	→



ACTIVITY



Month	Adjusted Scheduled Activity (UDA)	
	2017	2018
April	32	105
May	127	205
June	191	266
July	300	352
August	418	498
September	563	665
October	660	733
November	735	834
December	828	936
January	895	1,035
February	1,002	1,171
March	1,130	1,235
April	1,181	
May	1,181	
June	1,181	

QUALITY

	Quantity	Base Number	Contract	AT	Region	England
% of FP17s for the same patient ID Re-attending within 3 months - Children	43	941	4.6%	10.9%	11.6%	11.9%
% of FP17s for the same patient ID Re-attending within 3 months - Adults	3	27	<i>11.1%</i>	14.7%	15.4%	16.0%
% of FP17s for the same patient ID Re-attending between 3 & 9 months - Children	539	941	57.3%	57.2%	59.4%	58.3%
% of FP17s for the same patient ID Re-attending between 3 & 9 months - Adults	13	27	<i>48.1%</i>	48.1%	51.3%	50.3%
% of FP17s for Band 1 Urgent Courses	28	933	3.0%	8.7%	8.0%	9.1%
% of FP17s Relating to Free Repair or Replacements	0	933	0.0%	0.7%	0.8%	0.8%
% of FP17s Relating to Continuations	0	933	0.0%	0.9%	1.0%	1.0%
% of Patients satisfied with the dentistry they have received	0	0	N/A	91.3%	91.7%	91.5%
% of Patients satisfied with the time they had to wait for an appointment	0	0	N/A	86.9%	88.3%	87.9%

* This is based on patients treated on this contract for their most recent course of treatment. Figures in italics indicate the base number of FP17s or Patient Questionnaire responses are less than 100. N/A is shown where the base number of responses is less than 10 during the period. % is calculated as Quantity/Base number*100

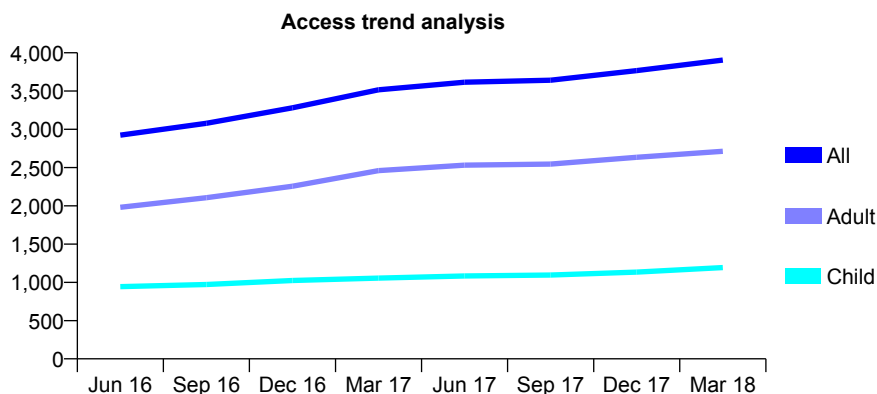
Q58 - Vital Signs At a Glance Contract Report for 130737/0001 - March 2018

Name or company name	Chartwell Dental Practice Limited
Contract type name	GDS Contract
Purpose of contract	General
Contract start date	01/04/2015
Contract end date	

17/18 Contracted general activity (UDA)	11,100
Carry forward general activity (UDA)	443
17/18 Contracted orthodontic activity (UOA)	0
Carry forward orthodontic activity (UOA)	0
Baseline contract value	£303,085.25

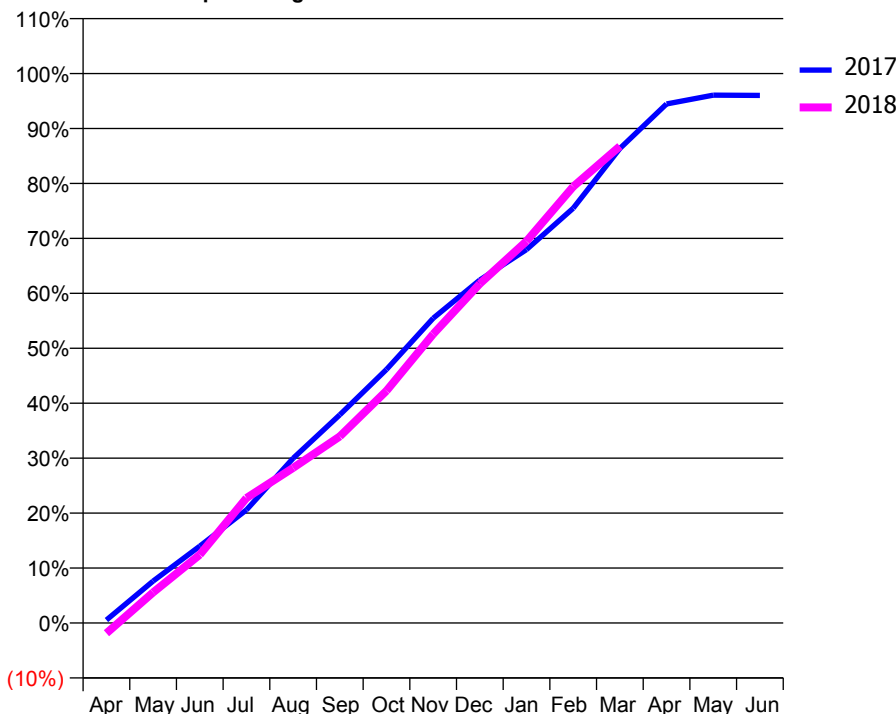
ACCESS*

Patients seen in 24 months	Total	Change since previous quarter
Quarter ending March 2017	3,517	
Quarter ending June 2017	3,615	↑
Quarter ending September 2017	3,642	→
Quarter ending December 2017	3,768	↑
Quarter ending March 2018	3,905	↑
Variance since March 2017	11.0%	↑



ACTIVITY

Cumulative percentage of contracted UDA delivered 2017 & 2018



Month	Adjusted Scheduled Activity (UDA)	
	2017	2018
April	61	-208
May	846	619
June	1,552	1,381
July	2,287	2,525
August	3,328	3,133
September	4,207	3,769
October	5,121	4,690
November	6,157	5,835
December	6,929	6,854
January	7,544	7,714
February	8,379	8,816
March	9,586	9,632
April	10,484	
May	10,663	
June	10,657	

QUALITY

	Quantity	Base Number	Contract	AT	Region	England
% of FP17s for the same patient ID Re-attending within 3 months - Children	115	1,916	6.0%	10.9%	11.6%	11.9%
% of FP17s for the same patient ID Re-attending within 3 months - Adults	465	3,893	11.9%	14.7%	15.4%	16.0%
% of FP17s for the same patient ID Re-attending between 3 & 9 months - Children	1,041	1,916	54.3%	57.2%	59.4%	58.3%
% of FP17s for the same patient ID Re-attending between 3 & 9 months - Adults	2,157	3,893	55.4%	48.1%	51.3%	50.3%
% of FP17s for Band 1 Urgent Courses	326	5,414	6.0%	8.7%	8.0%	9.1%
% of FP17s Relating to Free Repair or Replacements	8	5,414	0.1%	0.7%	0.8%	0.8%
% of FP17s Relating to Continuations	97	5,414	1.8%	0.9%	1.0%	1.0%
% of Patients satisfied with the dentistry they have received	3	3	N/A	91.3%	91.7%	91.5%
% of Patients satisfied with the time they had to wait for an appointment	3	3	N/A	86.9%	88.3%	87.9%

* This is based on patients treated on this contract for their most recent course of treatment. Figures in italics indicate the base number of FP17s or Patient Questionnaire responses are less than 100. N/A is shown where the base number of responses is less than 10 during the period. % is calculated as Quantity/Base number*100

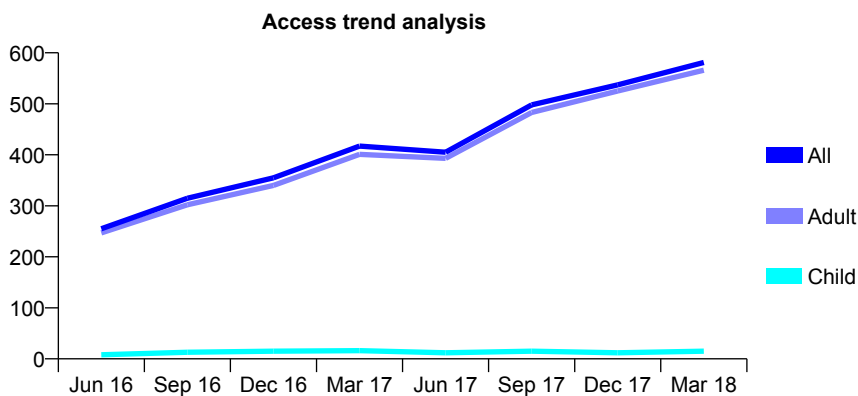
Q58 - Vital Signs At a Glance Contract Report for 130737/0003 - March 2018

Name or company name	Chartwell Dental Practice Limited
Contract type name	PDS Contract
Purpose of contract	General
Contract start date	01/04/2015
Contract end date	31/03/2018

17/18 Contracted general activity (UDA)	1,543
Carry forward general activity (UDA)	0
17/18 Contracted orthodontic activity (UOA)	0
Carry forward orthodontic activity (UOA)	0
Baseline contract value	£102,884.34

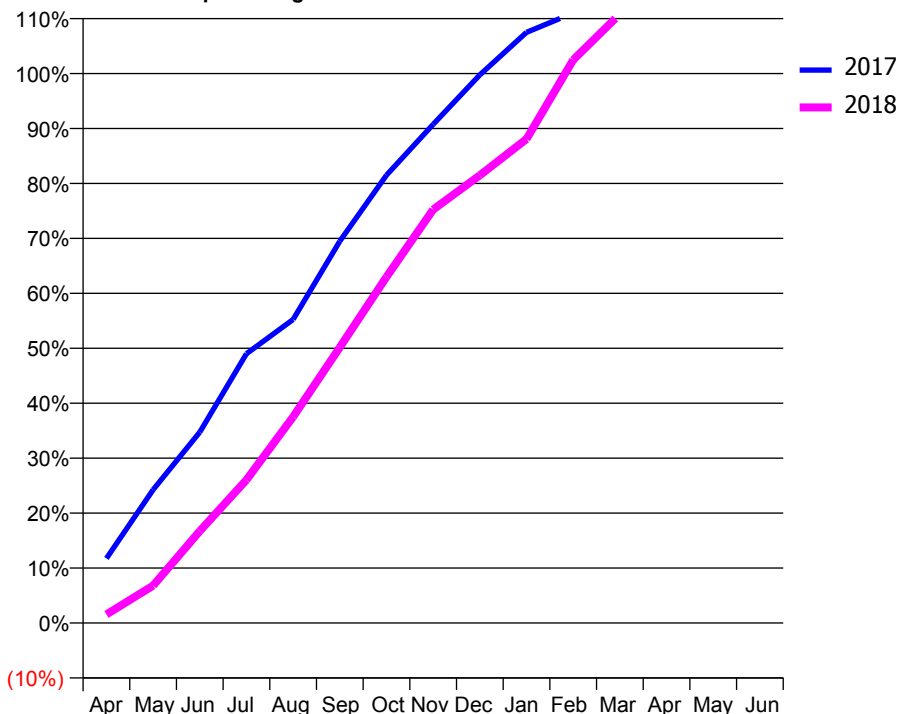
ACCESS*

Patients seen in 24 months	Total	Change since previous quarter
Quarter ending March 2017	417	
Quarter ending June 2017	405	↓
Quarter ending September 2017	498	↑
Quarter ending December 2017	537	↑
Quarter ending March 2018	581	↑
Variance since March 2017	39.3%	↑



ACTIVITY

Cumulative percentage of contracted UDA delivered 2017 & 2018



Month	Adjusted Scheduled Activity (UDA)	
	2017	2018
April	141	24
May	291	105
June	417	258
July	588	402
August	663	579
September	834	774
October	978	972
November	1,089	1,161
December	1,197	1,257
January	1,290	1,359
February	1,332	1,581
March	1,470	1,710
April	1,569	
May	1,569	
June	1,569	

QUALITY

	Quantity	Base Number	Contract	AT	Region	England
% of FP17s for the same patient ID Re-attending within 3 months - Children	0	23	0.0%	10.9%	11.6%	11.9%
% of FP17s for the same patient ID Re-attending within 3 months - Adults	3	580	0.5%	14.7%	15.4%	16.0%
% of FP17s for the same patient ID Re-attending between 3 & 9 months - Children	0	23	0.0%	57.2%	59.4%	58.3%
% of FP17s for the same patient ID Re-attending between 3 & 9 months - Adults	1	580	0.2%	48.1%	51.3%	50.3%
% of FP17s for Band 1 Urgent Courses	0	570	0.0%	8.7%	8.0%	9.1%
% of FP17s Relating to Free Repair or Replacements	0	570	0.0%	0.7%	0.8%	0.8%
% of FP17s Relating to Continuations	0	570	0.0%	0.9%	1.0%	1.0%
% of Patients satisfied with the dentistry they have received	0	0	N/A	91.3%	91.7%	91.5%
% of Patients satisfied with the time they had to wait for an appointment	0	0	N/A	86.9%	88.3%	87.9%

* This is based on patients treated on this contract for their most recent course of treatment. Figures in italics indicate the base number of FP17s or Patient Questionnaire responses are less than 100. N/A is shown where the base number of responses is less than 10 during the period. % is calculated as Quantity/Base number*100

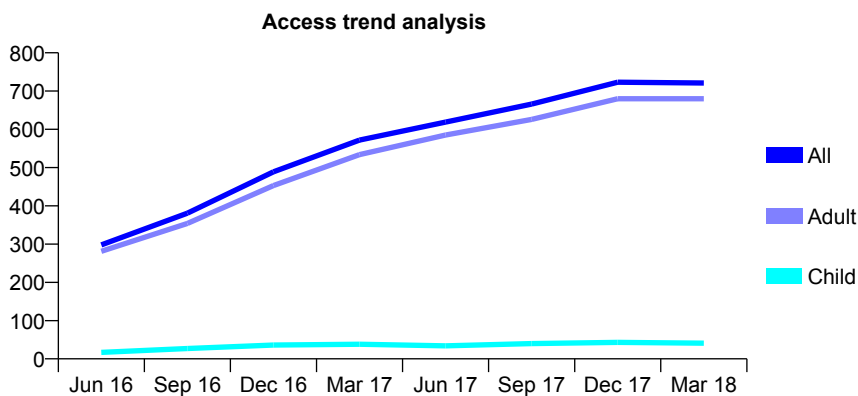
Q58 - Vital Signs At a Glance Contract Report for 130737/0004 - March 2018

Name or company name	Chartwell Dental Practice Limited
Contract type name	PDS Contract
Purpose of contract	General
Contract start date	01/04/2015
Contract end date	31/03/2018

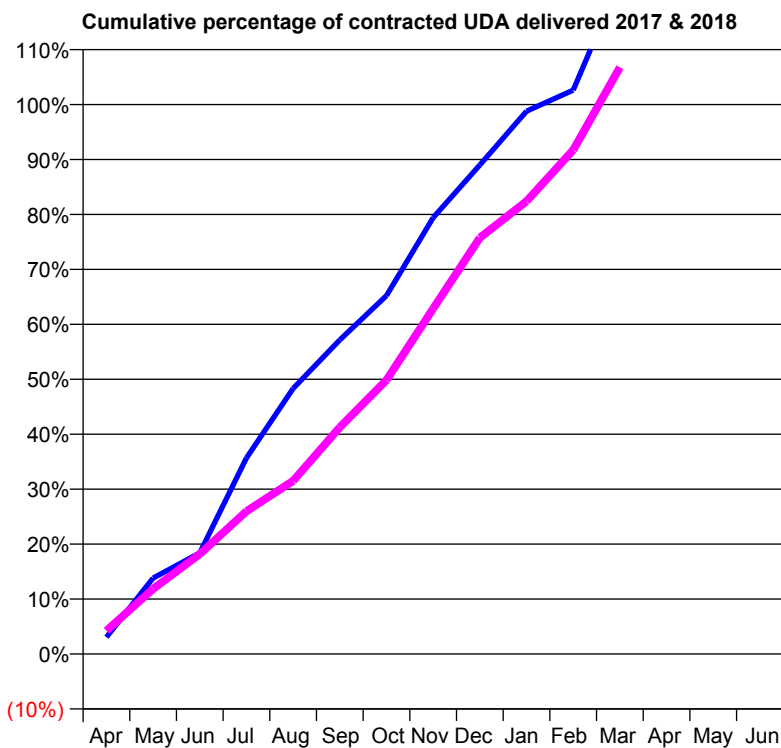
17/18 Contracted general activity (UDA)	1,847
Carry forward general activity (UDA)	0
17/18 Contracted orthodontic activity (UOA)	0
Carry forward orthodontic activity (UOA)	0
Baseline contract value	£230,876.01

ACCESS*

Patients seen in 24 months	Total	Change since previous quarter
Quarter ending March 2017	572	
Quarter ending June 2017	619	↑
Quarter ending September 2017	666	↑
Quarter ending December 2017	723	↑
Quarter ending March 2018	721	→
Variance since March 2017	26.0%	↑



ACTIVITY



Month	Adjusted Scheduled Activity (UDA)	
	2017	2018
April	48	78
May	216	219
June	288	336
July	558	480
August	756	582
September	894	762
October	1,020	921
November	1,242	1,161
December	1,392	1,399
January	1,545	1,522
February	1,605	1,694
March	1,915	1,972
April	1,981	
May	2,008	
June	2,008	

QUALITY

	Quantity	Base Number	Contract	AT	Region	England
% of FP17s for the same patient ID Re-attending within 3 months - Children	1	45	2.2%	10.9%	11.6%	11.9%
% of FP17s for the same patient ID Re-attending within 3 months - Adults	2	647	0.3%	14.7%	15.4%	16.0%
% of FP17s for the same patient ID Re-attending between 3 & 9 months - Children	0	45	0.0%	57.2%	59.4%	58.3%
% of FP17s for the same patient ID Re-attending between 3 & 9 months - Adults	2	647	0.3%	48.1%	51.3%	50.3%
% of FP17s for Band 1 Urgent Courses	0	661	0.0%	8.7%	8.0%	9.1%
% of FP17s Relating to Free Repair or Replacements	0	661	0.0%	0.7%	0.8%	0.8%
% of FP17s Relating to Continuations	0	661	0.0%	0.9%	1.0%	1.0%
% of Patients satisfied with the dentistry they have received	0	0	N/A	91.3%	91.7%	91.5%
% of Patients satisfied with the time they had to wait for an appointment	0	0	N/A	86.9%	88.3%	87.9%

* This is based on patients treated on this contract for their most recent course of treatment. Figures in italics indicate the base number of FP17s or Patient Questionnaire responses are less than 100. N/A is shown where the base number of responses is less than 10 during the period. % is calculated as Quantity/Base number*100

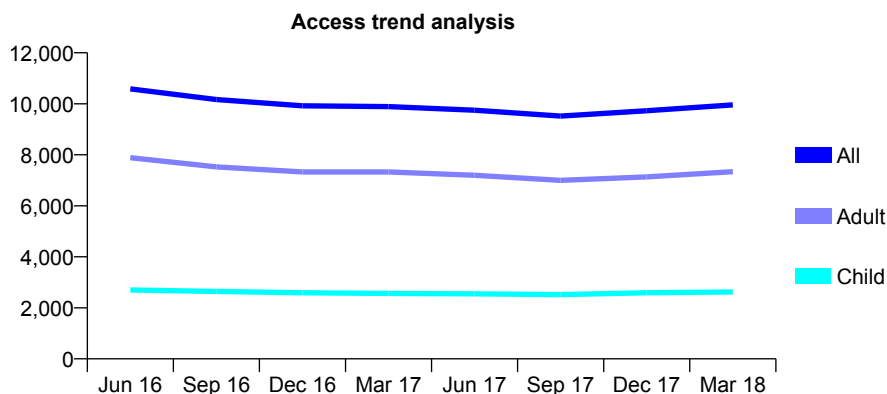
Q58 - Vital Signs At a Glance Contract Report for 131881/0001 - March 2018

Name or company name	Basudev Enterprise Ltd
Contract type name	GDS Contract
Purpose of contract	General
Contract start date	01/02/2012
Contract end date	

17/18 Contracted general activity (UDA)	28,259
Carry forward general activity (UDA)	420
17/18 Contracted orthodontic activity (UOA)	0
Carry forward orthodontic activity (UOA)	0
Baseline contract value	£652,363.20

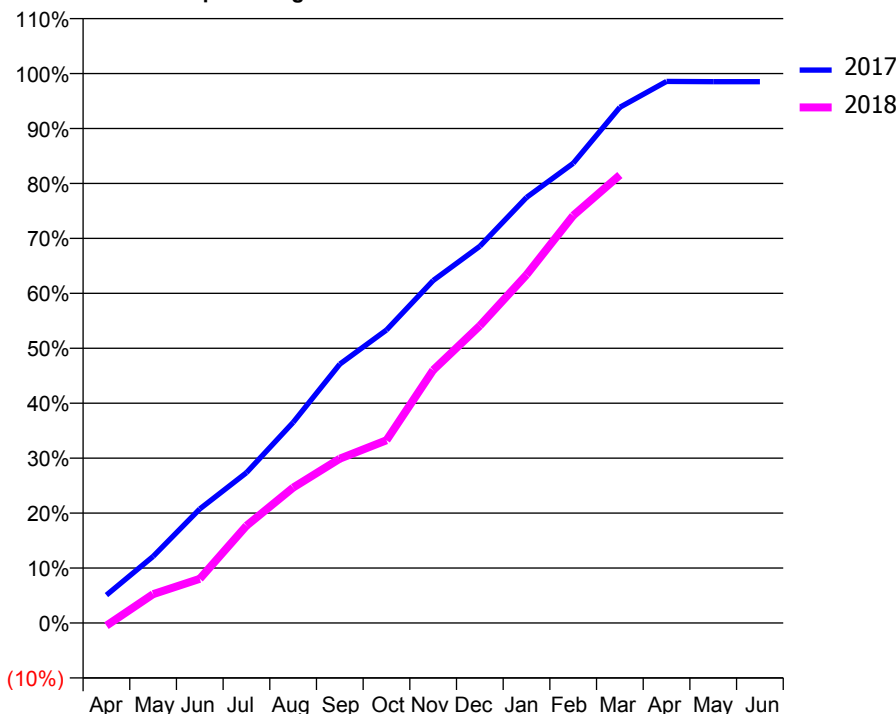
ACCESS*

Patients seen in 24 months	Total	Change since previous quarter
Quarter ending March 2017	9,892	
Quarter ending June 2017	9,750	↓
Quarter ending September 2017	9,518	↓
Quarter ending December 2017	9,728	↑
Quarter ending March 2018	9,960	↑
Variance since March 2017	0.7%	→



ACTIVITY

Cumulative percentage of contracted UDA delivered 2017 & 2018



Month	Adjusted Scheduled Activity (UDA)	
	2017	2018
April	1,437	-142
May	3,425	1,487
June	5,869	2,273
July	7,733	5,006
August	10,319	6,963
September	13,317	8,451
October	15,068	9,401
November	17,616	13,002
December	19,375	15,288
January	21,887	17,906
February	23,645	20,955
March	26,523	23,040
April	27,853	
May	27,837	
June	27,839	

QUALITY

	Quantity	Base Number	Contract	AT	Region	England
% of FP17s for the same patient ID Re-attending within 3 months - Children	286	3,702	7.7%	10.9%	11.6%	11.9%
% of FP17s for the same patient ID Re-attending within 3 months - Adults	1,237	9,620	12.9%	14.7%	15.4%	16.0%
% of FP17s for the same patient ID Re-attending between 3 & 9 months - Children	2,166	3,702	58.5%	57.2%	59.4%	58.3%
% of FP17s for the same patient ID Re-attending between 3 & 9 months - Adults	5,106	9,620	53.1%	48.1%	51.3%	50.3%
% of FP17s for Band 1 Urgent Courses	1,003	12,703	7.9%	8.7%	8.0%	9.1%
% of FP17s Relating to Free Repair or Replacements	152	12,703	1.2%	0.7%	0.8%	0.8%
% of FP17s Relating to Continuations	43	12,703	0.3%	0.9%	1.0%	1.0%
% of Patients satisfied with the dentistry they have received	5	6	N/A	91.3%	91.7%	91.5%
% of Patients satisfied with the time they had to wait for an appointment	5	6	N/A	86.9%	88.3%	87.9%

* This is based on patients treated on this contract for their most recent course of treatment. Figures in italics indicate the base number of FP17s or Patient Questionnaire responses are less than 100. N/A is shown where the base number of responses is less than 10 during the period. % is calculated as Quantity/Base number*100

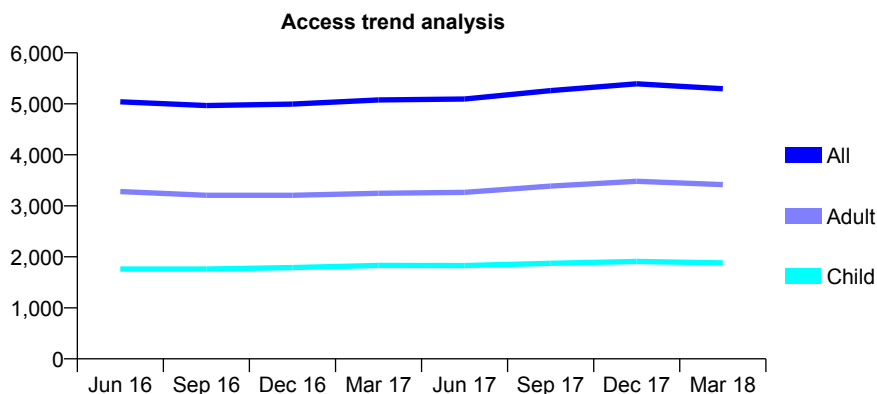
Q58 - Vital Signs At a Glance Contract Report for 134139/0001 - March 2018

Name or company name	The Green Bushey Partnership
Contract type name	GDS Contract
Purpose of contract	General
Contract start date	01/11/2007
Contract end date	

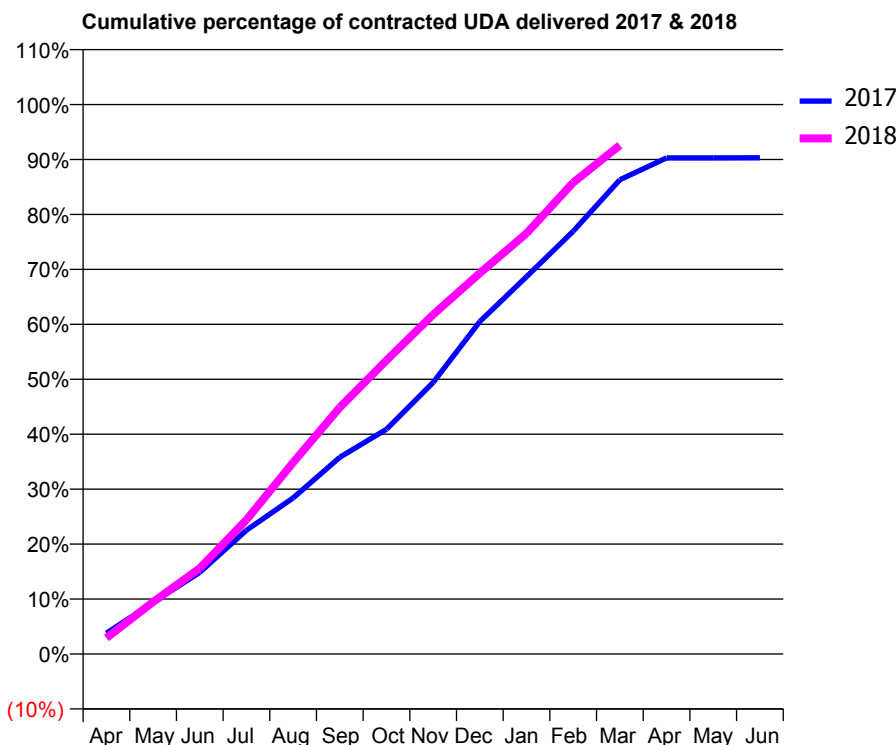
17/18 Contracted general activity (UDA)	12,423
Carry forward general activity (UDA)	0
17/18 Contracted orthodontic activity (UOA)	0
Carry forward orthodontic activity (UOA)	0
Baseline contract value	£389,433.40

ACCESS*

Patients seen in 24 months	Total	Change since previous quarter
Quarter ending March 2017	5,077	
Quarter ending June 2017	5,094	→
Quarter ending September 2017	5,259	↑
Quarter ending December 2017	5,392	↑
Quarter ending March 2018	5,296	↓
Variance since March 2017	4.3%	↑



ACTIVITY



Month	Adjusted Scheduled Activity (UDA)	
	2017	2018
April	473	363
May	1,165	1,178
June	1,847	1,941
July	2,800	3,033
August	3,529	4,332
September	4,448	5,577
October	5,082	6,639
November	6,139	7,675
December	7,517	8,611
January	8,530	9,509
February	9,559	10,660
March	10,721	11,503
April	11,218	
May	11,218	
June	11,219	

QUALITY

	Quantity	Base Number	Contract	AT	Region	England
% of FP17s for the same patient ID Re-attending within 3 months - Children	164	2,699	6.1%	10.9%	11.6%	11.9%
% of FP17s for the same patient ID Re-attending within 3 months - Adults	635	4,283	14.8%	14.7%	15.4%	16.0%
% of FP17s for the same patient ID Re-attending between 3 & 9 months - Children	1,494	2,699	55.4%	57.2%	59.4%	58.3%
% of FP17s for the same patient ID Re-attending between 3 & 9 months - Adults	1,848	4,283	43.1%	48.1%	51.3%	50.3%
% of FP17s for Band 1 Urgent Courses	861	6,707	12.8%	8.7%	8.0%	9.1%
% of FP17s Relating to Free Repair or Replacements	10	6,707	0.1%	0.7%	0.8%	0.8%
% of FP17s Relating to Continuations	74	6,707	1.1%	0.9%	1.0%	1.0%
% of Patients satisfied with the dentistry they have received	5	5	N/A	91.3%	91.7%	91.5%
% of Patients satisfied with the time they had to wait for an appointment	5	5	N/A	86.9%	88.3%	87.9%

* This is based on patients treated on this contract for their most recent course of treatment. Figures in italics indicate the base number of FP17s or Patient Questionnaire responses are less than 100. N/A is shown where the base number of responses is less than 10 during the period. % is calculated as Quantity/Base number*100

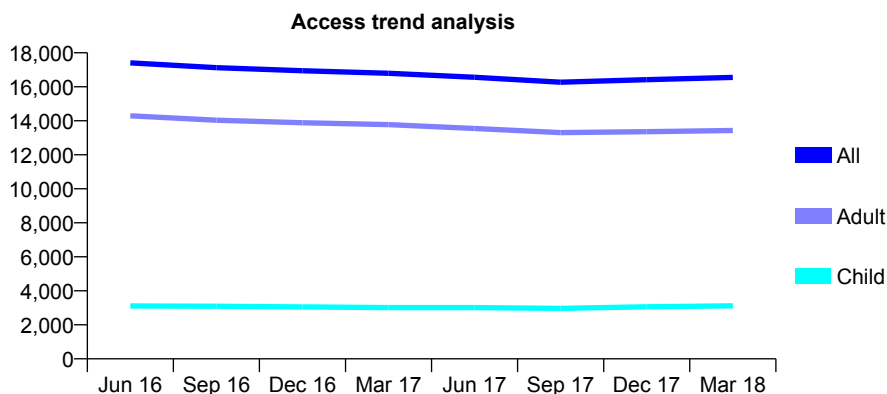
Q58 - Vital Signs At a Glance Contract Report for 134368/0001 - March 2018

Name or company name	The Elms Dental Practice
Contract type name	GDS Contract
Purpose of contract	General
Contract start date	01/04/2006
Contract end date	

17/18 Contracted general activity (UDA)	53,046
Carry forward general activity (UDA)	0
17/18 Contracted orthodontic activity (UOA)	0
Carry forward orthodontic activity (UOA)	0
Baseline contract value	£1,414,593.59

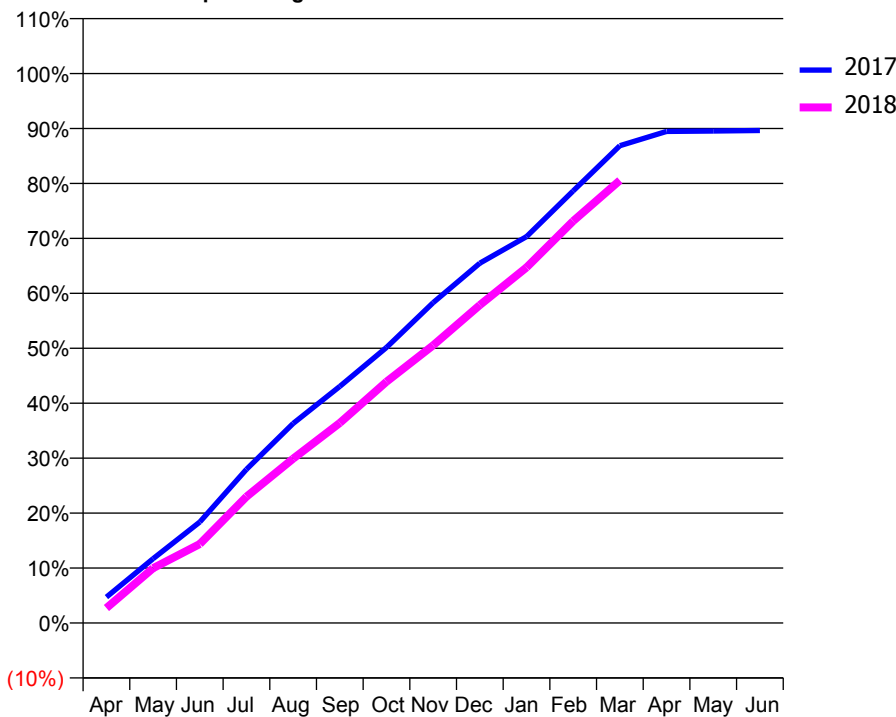
ACCESS*

Patients seen in 24 months	Total	Change since previous quarter
Quarter ending March 2017	16,796	
Quarter ending June 2017	16,561	↓
Quarter ending September 2017	16,272	↓
Quarter ending December 2017	16,422	→
Quarter ending March 2018	16,552	→
Variance since March 2017	(1.5%)	↓



ACTIVITY

Cumulative percentage of contracted UDA delivered 2017 & 2018



Month	Adjusted Scheduled Activity (UDA)	
	2017	2018
April	2,498	1,444
May	6,216	5,291
June	9,746	7,626
July	14,832	12,192
August	19,264	15,861
September	22,848	19,317
October	26,595	23,294
November	30,930	26,813
December	34,738	30,699
January	37,299	34,321
February	41,717	38,800
March	46,080	42,728
April	47,459	
May	47,498	
June	47,551	

QUALITY

	Quantity	Base Number	Contract	AT	Region	England
% of FP17s for the same patient ID Re-attending within 3 months - Children	260	4,788	5.4%	10.9%	11.6%	11.9%
% of FP17s for the same patient ID Re-attending within 3 months - Adults	2,367	19,971	11.9%	14.7%	15.4%	16.0%
% of FP17s for the same patient ID Re-attending between 3 & 9 months - Children	3,144	4,788	65.7%	57.2%	59.4%	58.3%
% of FP17s for the same patient ID Re-attending between 3 & 9 months - Adults	12,210	19,971	61.1%	48.1%	51.3%	50.3%
% of FP17s for Band 1 Urgent Courses	1,342	23,039	5.8%	8.7%	8.0%	9.1%
% of FP17s Relating to Free Repair or Replacements	383	23,039	1.7%	0.7%	0.8%	0.8%
% of FP17s Relating to Continuations	47	23,039	0.2%	0.9%	1.0%	1.0%
% of Patients satisfied with the dentistry they have received	14	15	93.3%	91.3%	91.7%	91.5%
% of Patients satisfied with the time they had to wait for an appointment	15	15	100.0%	86.9%	88.3%	87.9%

* This is based on patients treated on this contract for their most recent course of treatment. Figures in italics indicate the base number of FP17s or Patient Questionnaire responses are less than 100. N/A is shown where the base number of responses is less than 10 during the period. % is calculated as Quantity/Base number*100

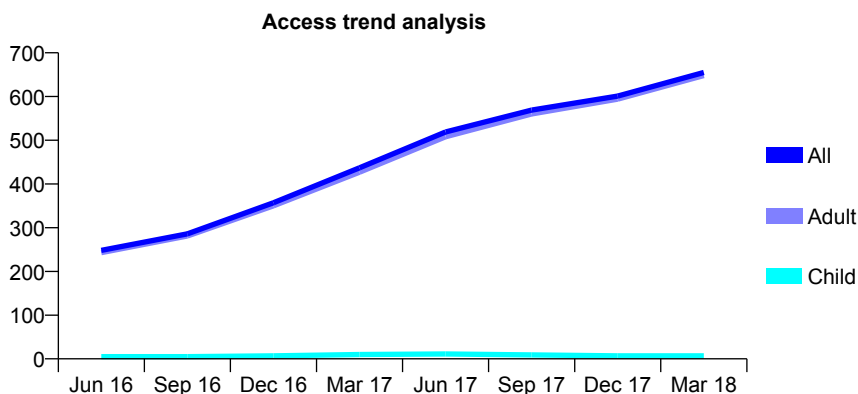
Q58 - Vital Signs At a Glance Contract Report for 135143/0001 - March 2018

Name or company name	GOFFS OAK DENTAL CARE
Contract type name	PDS Contract
Purpose of contract	General
Contract start date	25/02/2013
Contract end date	31/03/2018

17/18 Contracted general activity (UDA)	2,385
Carry forward general activity (UDA)	0
17/18 Contracted orthodontic activity (UOA)	0
Carry forward orthodontic activity (UOA)	0
Baseline contract value	£111,467.69

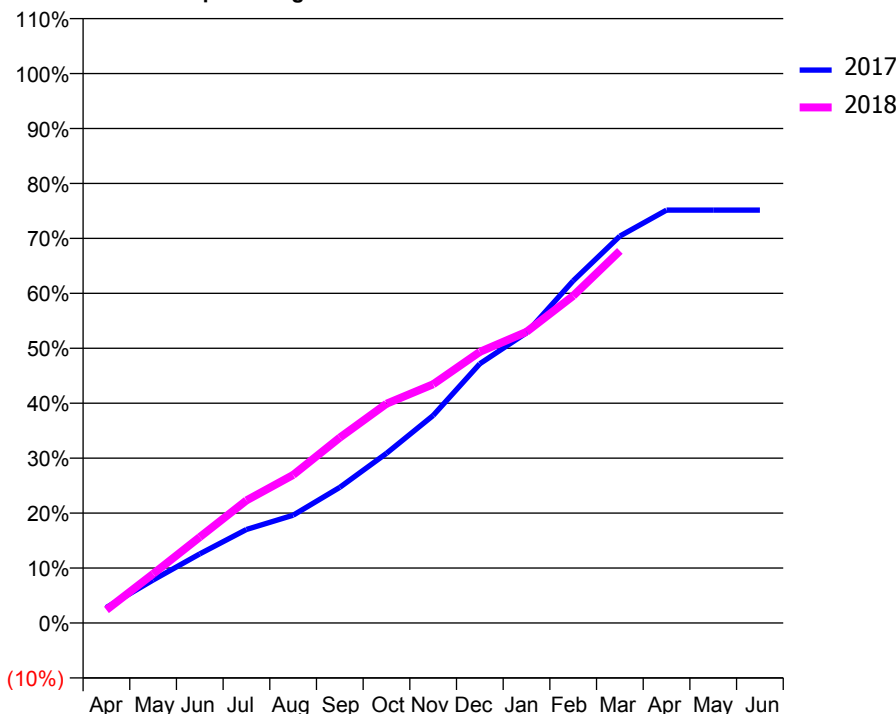
ACCESS*

Patients seen in 24 months	Total	Change since previous quarter
Quarter ending March 2017	437	
Quarter ending June 2017	519	↑
Quarter ending September 2017	569	↑
Quarter ending December 2017	601	↑
Quarter ending March 2018	655	↑
Variance since March 2017	49.9%	↑



ACTIVITY

Cumulative percentage of contracted UDA delivered 2017 & 2018



Month	Adjusted Scheduled Activity (UDA)	
	2017	2018
April	50	57
May	139	213
June	223	373
July	302	532
August	348	643
September	438	805
October	548	952
November	670	1,036
December	837	1,177
January	937	1,264
February	1,105	1,420
March	1,249	1,615
April	1,333	
May	1,333	
June	1,333	

QUALITY

	Quantity	Base Number	Contract	AT	Region	England
% of FP17s for the same patient ID Re-attending within 3 months - Children	0	10	0.0%	10.9%	11.6%	11.9%
% of FP17s for the same patient ID Re-attending within 3 months - Adults	1	557	0.2%	14.7%	15.4%	16.0%
% of FP17s for the same patient ID Re-attending between 3 & 9 months - Children	0	10	0.0%	57.2%	59.4%	58.3%
% of FP17s for the same patient ID Re-attending between 3 & 9 months - Adults	5	557	0.9%	48.1%	51.3%	50.3%
% of FP17s for Band 1 Urgent Courses	0	539	0.0%	8.7%	8.0%	9.1%
% of FP17s Relating to Free Repair or Replacements	0	539	0.0%	0.7%	0.8%	0.8%
% of FP17s Relating to Continuations	0	539	0.0%	0.9%	1.0%	1.0%
% of Patients satisfied with the dentistry they have received	0	0	N/A	91.3%	91.7%	91.5%
% of Patients satisfied with the time they had to wait for an appointment	0	0	N/A	86.9%	88.3%	87.9%

* This is based on patients treated on this contract for their most recent course of treatment. Figures in italics indicate the base number of FP17s or Patient Questionnaire responses are less than 100. N/A is shown where the base number of responses is less than 10 during the period. % is calculated as Quantity/Base number*100

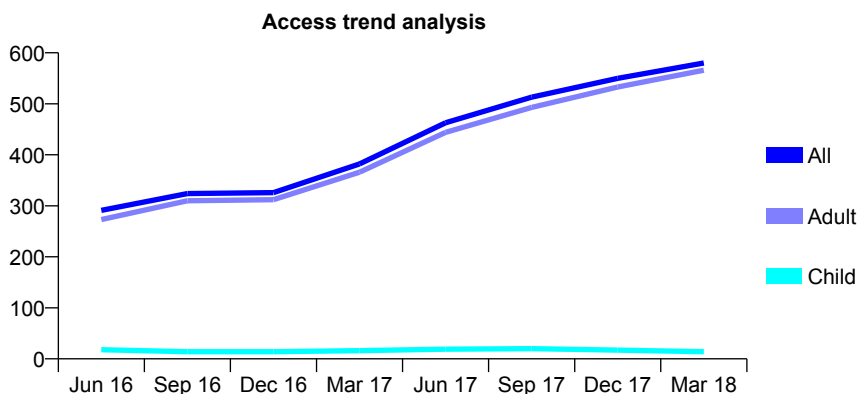
Q58 - Vital Signs At a Glance Contract Report for 135143/0002 - March 2018

Name or company name	GOFFS OAK DENTAL CARE
Contract type name	PDS Contract
Purpose of contract	General
Contract start date	25/02/2013
Contract end date	31/03/2018

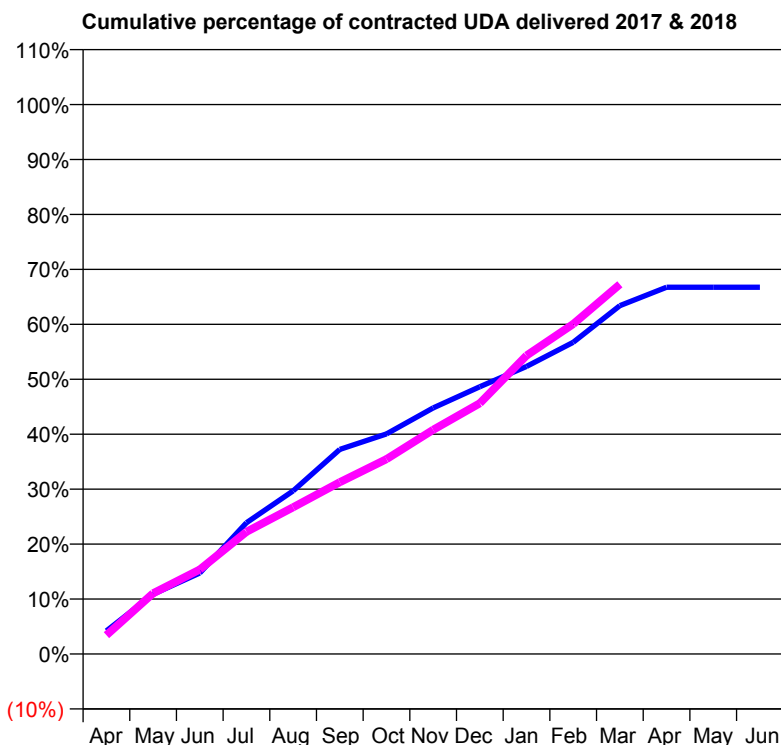
17/18 Contracted general activity (UDA)	2,360
Carry forward general activity (UDA)	0
17/18 Contracted orthodontic activity (UOA)	0
Carry forward orthodontic activity (UOA)	0
Baseline contract value	£193,626.02

ACCESS*

Patients seen in 24 months	Total	Change since previous quarter
Quarter ending March 2017	382	
Quarter ending June 2017	463	↑
Quarter ending September 2017	513	↑
Quarter ending December 2017	550	↑
Quarter ending March 2018	580	↑
Variance since March 2017	51.8%	↑



ACTIVITY



Month	Adjusted Scheduled Activity (UDA)	
	2017	2018
April	72	81
May	186	261
June	252	363
July	408	525
August	507	630
September	636	738
October	684	837
November	765	963
December	831	1,077
January	894	1,282
February	969	1,417
March	1,083	1,588
April	1,140	
May	1,140	
June	1,140	

QUALITY

	Quantity	Base Number	Contract	AT	Region	England
% of FP17s for the same patient ID Re-attending within 3 months - Children	0	17	0.0%	10.9%	11.6%	11.9%
% of FP17s for the same patient ID Re-attending within 3 months - Adults	2	532	0.4%	14.7%	15.4%	16.0%
% of FP17s for the same patient ID Re-attending between 3 & 9 months - Children	0	17	0.0%	57.2%	59.4%	58.3%
% of FP17s for the same patient ID Re-attending between 3 & 9 months - Adults	0	532	0.0%	48.1%	51.3%	50.3%
% of FP17s for Band 1 Urgent Courses	0	530	0.0%	8.7%	8.0%	9.1%
% of FP17s Relating to Free Repair or Replacements	0	530	0.0%	0.7%	0.8%	0.8%
% of FP17s Relating to Continuations	0	530	0.0%	0.9%	1.0%	1.0%
% of Patients satisfied with the dentistry they have received	0	0	N/A	91.3%	91.7%	91.5%
% of Patients satisfied with the time they had to wait for an appointment	0	0	N/A	86.9%	88.3%	87.9%

* This is based on patients treated on this contract for their most recent course of treatment. Figures in italics indicate the base number of FP17s or Patient Questionnaire responses are less than 100. N/A is shown where the base number of responses is less than 10 during the period. % is calculated as Quantity/Base number*100

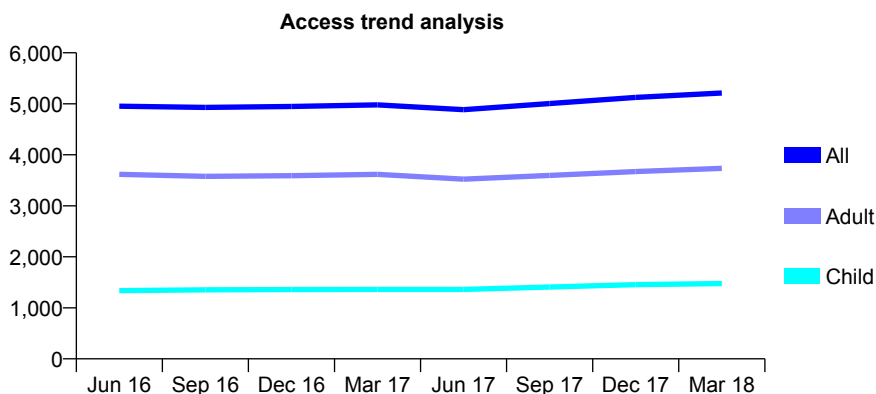
Q58 - Vital Signs At a Glance Contract Report for 135380/0001 - March 2018

Name or company name	Borehamwood Dental Practice Ltd
Contract type name	GDS Contract
Purpose of contract	General
Contract start date	19/11/2007
Contract end date	

17/18 Contracted general activity (UDA)	13,845
Carry forward general activity (UDA)	1,037
17/18 Contracted orthodontic activity (UOA)	0
Carry forward orthodontic activity (UOA)	0
Baseline contract value	£414,433.11

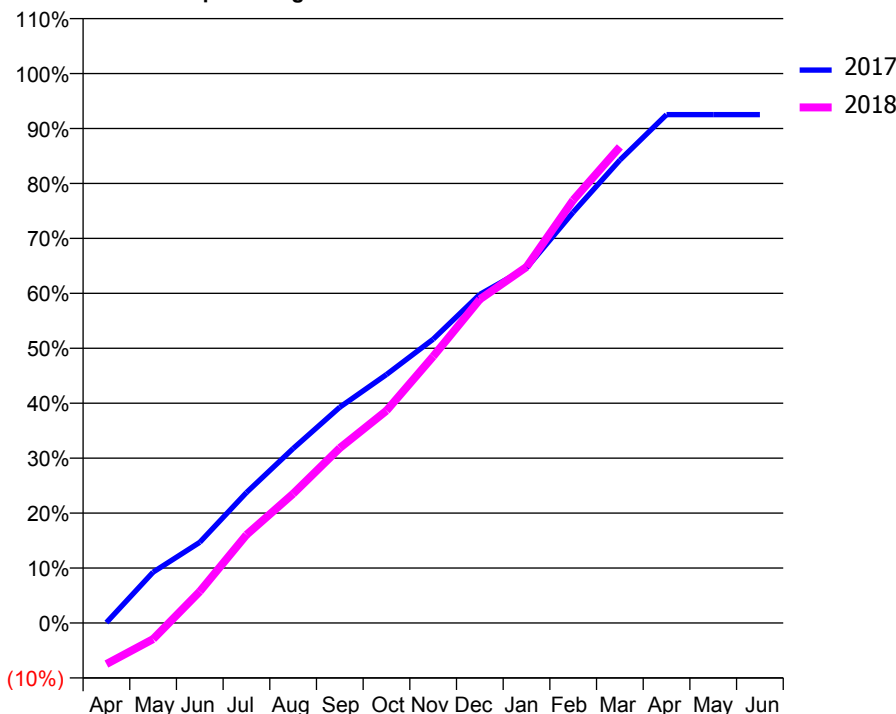
ACCESS*

Patients seen in 24 months	Total	Change since previous quarter
Quarter ending March 2017	4,978	
Quarter ending June 2017	4,884	↓
Quarter ending September 2017	5,005	↑
Quarter ending December 2017	5,125	↑
Quarter ending March 2018	5,211	→
Variance since March 2017	4.7%	↑



ACTIVITY

Cumulative percentage of contracted UDA delivered 2017 & 2018



Month	Adjusted Scheduled Activity (UDA)	
	2017	2018
April	13	-1,037
May	1,282	-408
June	2,035	796
July	3,287	2,224
August	4,396	3,257
September	5,438	4,409
October	6,261	5,351
November	7,152	6,719
December	8,279	8,155
January	8,945	8,972
February	10,348	10,656
March	11,662	11,997
April	12,809	
May	12,809	
June	12,809	

QUALITY

	Quantity	Base Number	Contract	AT	Region	England
% of FP17s for the same patient ID Re-attending within 3 months - Children	230	2,176	10.6%	10.9%	11.6%	11.9%
% of FP17s for the same patient ID Re-attending within 3 months - Adults	798	4,976	16.0%	14.7%	15.4%	16.0%
% of FP17s for the same patient ID Re-attending between 3 & 9 months - Children	1,171	2,176	53.8%	57.2%	59.4%	58.3%
% of FP17s for the same patient ID Re-attending between 3 & 9 months - Adults	2,362	4,976	47.5%	48.1%	51.3%	50.3%
% of FP17s for Band 1 Urgent Courses	621	6,703	9.3%	8.7%	8.0%	9.1%
% of FP17s Relating to Free Repair or Replacements	15	6,703	0.2%	0.7%	0.8%	0.8%
% of FP17s Relating to Continuations	200	6,703	3.0%	0.9%	1.0%	1.0%
% of Patients satisfied with the dentistry they have received	2	2	N/A	91.3%	91.7%	91.5%
% of Patients satisfied with the time they had to wait for an appointment	2	2	N/A	86.9%	88.3%	87.9%

* This is based on patients treated on this contract for their most recent course of treatment. Figures in italics indicate the base number of FP17s or Patient Questionnaire responses are less than 100. N/A is shown where the base number of responses is less than 10 during the period. % is calculated as Quantity/Base number*100

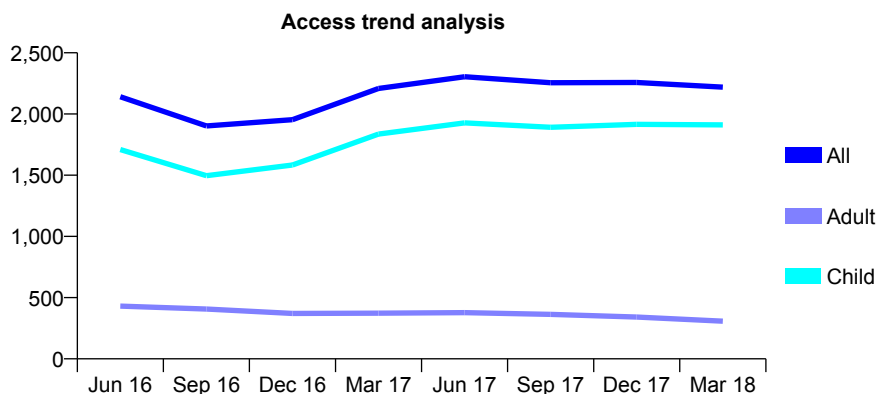
Q58 - Vital Signs At a Glance Contract Report for 137677/0003 - March 2018

Name or company name	Leagrave Clinic Ltd
Contract type name	GDS Contract
Purpose of contract	General
Contract start date	01/04/2014
Contract end date	31/03/2018

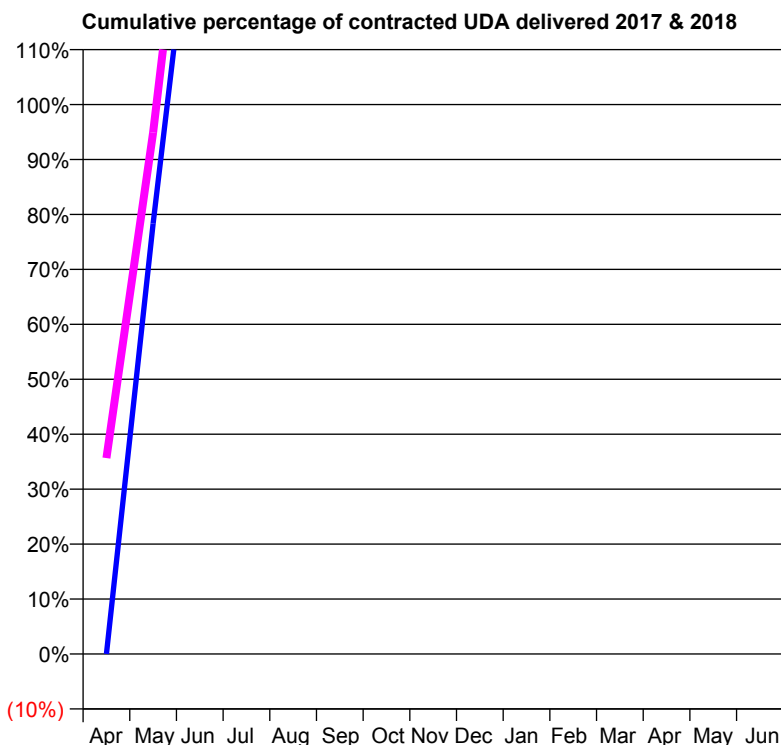
17/18 Contracted general activity (UDA)	900
Carry forward general activity (UDA)	0
17/18 Contracted orthodontic activity (UOA)	0
Carry forward orthodontic activity (UOA)	0
Baseline contract value	£570,945.74

ACCESS*

Patients seen in 24 months	Total	Change since previous quarter
Quarter ending March 2017	2,209	
Quarter ending June 2017	2,305	↑
Quarter ending September 2017	2,255	↓
Quarter ending December 2017	2,258	→
Quarter ending March 2018	2,219	↓
Variance since March 2017	0.5%	→



ACTIVITY



Month	Adjusted Scheduled Activity (UDA)	
	2017	2018
April	0	321
May	705	854
June	1,349	1,497
July	2,311	2,264
August	2,753	2,823
September	3,222	3,528
October	3,717	4,362
November	4,357	5,116
December	5,029	5,777
January	5,150	6,358
February	5,736	7,150
March	7,348	7,830
April	7,914	
May	8,391	
June	8,393	

QUALITY

	Quantity	Base Number	Contract	AT	Region	England
% of FP17s for the same patient ID Re-attending within 3 months - Children	353	3,074	11.5%	10.9%	11.6%	11.9%
% of FP17s for the same patient ID Re-attending within 3 months - Adults	23	323	7.1%	14.7%	15.4%	16.0%
% of FP17s for the same patient ID Re-attending between 3 & 9 months - Children	52	3,074	1.7%	57.2%	59.4%	58.3%
% of FP17s for the same patient ID Re-attending between 3 & 9 months - Adults	2	323	0.6%	48.1%	51.3%	50.3%
% of FP17s for Band 1 Urgent Courses	0	2,906	0.0%	8.7%	8.0%	9.1%
% of FP17s Relating to Free Repair or Replacements	0	2,906	0.0%	0.7%	0.8%	0.8%
% of FP17s Relating to Continuations	51	2,906	1.8%	0.9%	1.0%	1.0%
% of Patients satisfied with the dentistry they have received	2	2	N/A	91.3%	91.7%	91.5%
% of Patients satisfied with the time they had to wait for an appointment	1	2	N/A	86.9%	88.3%	87.9%

* This is based on patients treated on this contract for their most recent course of treatment. Figures in italics indicate the base number of FP17s or Patient Questionnaire responses are less than 100. N/A is shown where the base number of responses is less than 10 during the period. % is calculated as Quantity/Base number*100

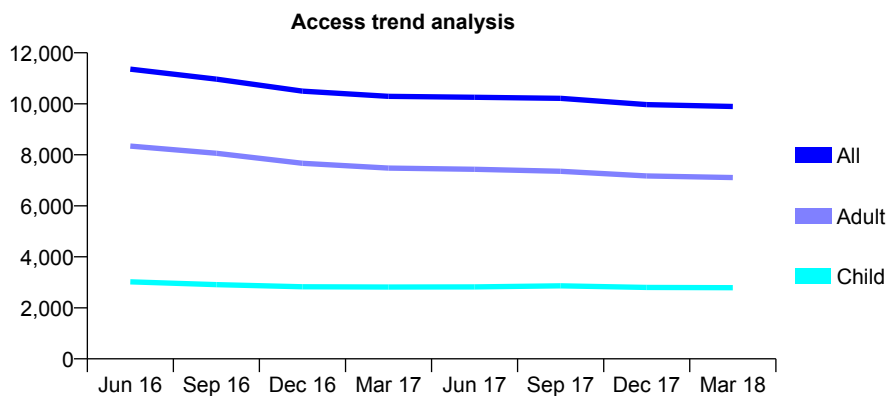
Q58 - Vital Signs At a Glance Contract Report for 138703/0002 - March 2018

Name or company name	Palladium Services Limited
Contract type name	GDS Contract
Purpose of contract	General
Contract start date	05/08/2011
Contract end date	

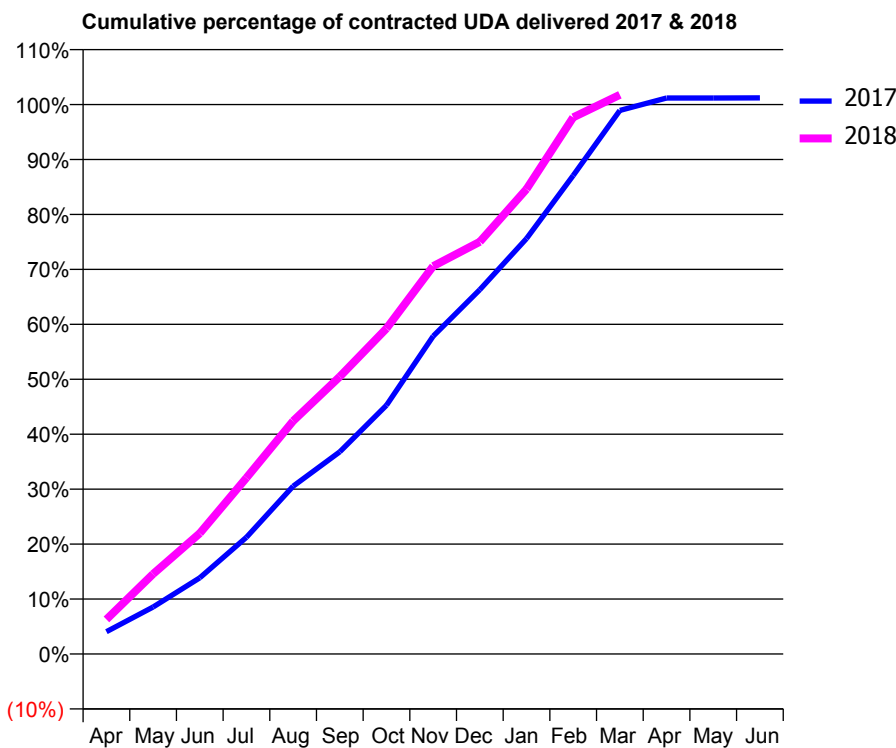
17/18 Contracted general activity (UDA)	24,913
Carry forward general activity (UDA)	-298
17/18 Contracted orthodontic activity (UOA)	0
Carry forward orthodontic activity (UOA)	0
Baseline contract value	£639,730.66

ACCESS*

Patients seen in 24 months	Total	Change since previous quarter
Quarter ending March 2017	10,294	
Quarter ending June 2017	10,254	→
Quarter ending September 2017	10,216	→
Quarter ending December 2017	9,969	↓
Quarter ending March 2018	9,898	→
Variance since March 2017	(3.8%)	↓



ACTIVITY



Month	Adjusted Scheduled Activity (UDA)	
	2017	2018
April	1,012	1,569
May	2,134	3,631
June	3,457	5,472
July	5,292	7,987
August	7,609	10,567
September	9,170	12,578
October	11,279	14,758
November	14,411	17,581
December	16,519	18,692
January	18,833	21,080
February	21,695	24,330
March	24,646	25,354
April	25,205	
May	25,209	
June	25,211	

QUALITY

	Quantity	Base Number	Contract	AT	Region	England
% of FP17s for the same patient ID Re-attending within 3 months - Children	385	4,698	8.2%	10.9%	11.6%	11.9%
% of FP17s for the same patient ID Re-attending within 3 months - Adults	896	9,049	9.9%	14.7%	15.4%	16.0%
% of FP17s for the same patient ID Re-attending between 3 & 9 months - Children	3,221	4,698	68.6%	57.2%	59.4%	58.3%
% of FP17s for the same patient ID Re-attending between 3 & 9 months - Adults	5,264	9,049	58.2%	48.1%	51.3%	50.3%
% of FP17s for Band 1 Urgent Courses	829	13,548	6.1%	8.7%	8.0%	9.1%
% of FP17s Relating to Free Repair or Replacements	72	13,548	0.5%	0.7%	0.8%	0.8%
% of FP17s Relating to Continuations	69	13,548	0.5%	0.9%	1.0%	1.0%
% of Patients satisfied with the dentistry they have received	6	8	N/A	91.3%	91.7%	91.5%
% of Patients satisfied with the time they had to wait for an appointment	7	8	N/A	86.9%	88.3%	87.9%

* This is based on patients treated on this contract for their most recent course of treatment. Figures in italics indicate the base number of FP17s or Patient Questionnaire responses are less than 100. N/A is shown where the base number of responses is less than 10 during the period. % is calculated as Quantity/Base number*100

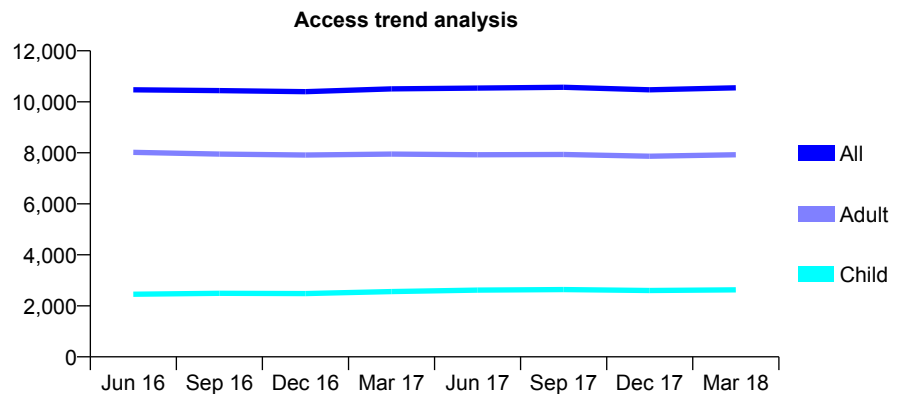
Q58 - Vital Signs At a Glance Contract Report for 140732/0001 - March 2018

Name or company name	The Watford Dental Partnership Ltd
Contract type name	GDS Contract
Purpose of contract	General
Contract start date	01/10/2011
Contract end date	

17/18 Contracted general activity (UDA)	22,916
Carry forward general activity (UDA)	471
17/18 Contracted orthodontic activity (UOA)	0
Carry forward orthodontic activity (UOA)	0
Baseline contract value	£536,780.96

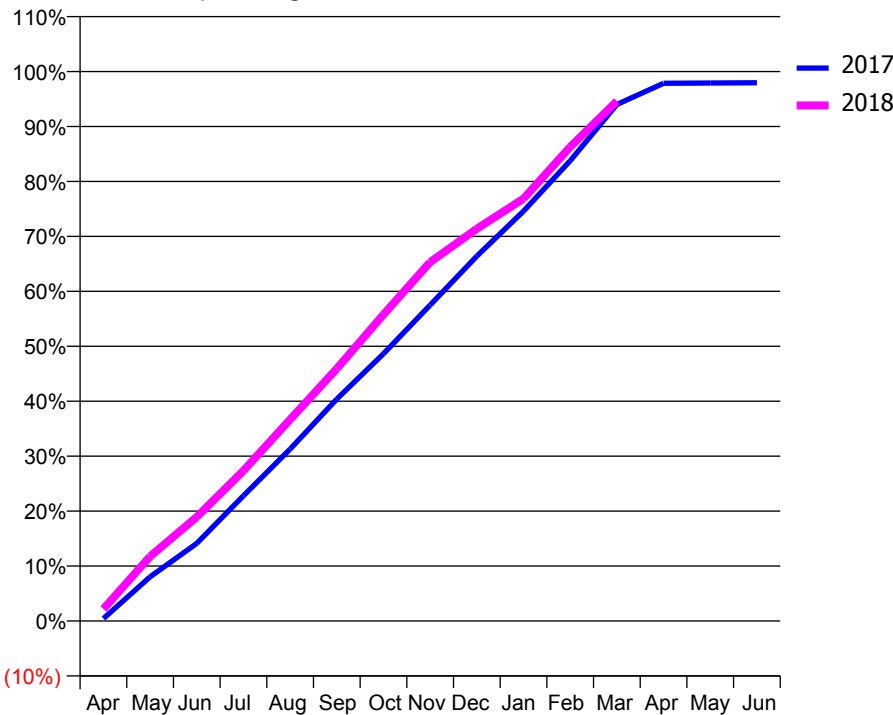
ACCESS*

Patients seen in 24 months	Total	Change since previous quarter
Quarter ending March 2017	10,509	
Quarter ending June 2017	10,541	→
Quarter ending September 2017	10,571	→
Quarter ending December 2017	10,470	→
Quarter ending March 2018	10,550	→
Variance since March 2017	0.4%	→



ACTIVITY

Cumulative percentage of contracted UDA delivered 2017 & 2018



Month	Adjusted Scheduled Activity (UDA)	
	2017	2018
April	102	505
May	1,846	2,694
June	3,238	4,338
July	5,225	6,272
August	7,170	8,404
September	9,254	10,524
October	11,146	12,784
November	13,178	14,966
December	15,216	16,360
January	17,094	17,615
February	19,196	19,770
March	21,541	21,679
April	22,425	
May	22,438	
June	22,446	

QUALITY

	Quantity	Base Number	Contract	AT	Region	England
% of FP17s for the same patient ID Re-attending within 3 months - Children	259	3,565	7.3%	10.9%	11.6%	11.9%
% of FP17s for the same patient ID Re-attending within 3 months - Adults	1,369	9,613	14.2%	14.7%	15.4%	16.0%
% of FP17s for the same patient ID Re-attending between 3 & 9 months - Children	1,978	3,565	55.5%	57.2%	59.4%	58.3%
% of FP17s for the same patient ID Re-attending between 3 & 9 months - Adults	4,299	9,613	44.7%	48.1%	51.3%	50.3%
% of FP17s for Band 1 Urgent Courses	1,247	11,697	10.7%	8.7%	8.0%	9.1%
% of FP17s Relating to Free Repair or Replacements	65	11,697	0.6%	0.7%	0.8%	0.8%
% of FP17s Relating to Continuations	59	11,697	0.5%	0.9%	1.0%	1.0%
% of Patients satisfied with the dentistry they have received	8	9	N/A	91.3%	91.7%	91.5%
% of Patients satisfied with the time they had to wait for an appointment	7	9	N/A	86.9%	88.3%	87.9%

* This is based on patients treated on this contract for their most recent course of treatment. Figures in italics indicate the base number of FP17s or Patient Questionnaire responses are less than 100. N/A is shown where the base number of responses is less than 10 during the period. % is calculated as Quantity/Base number*100

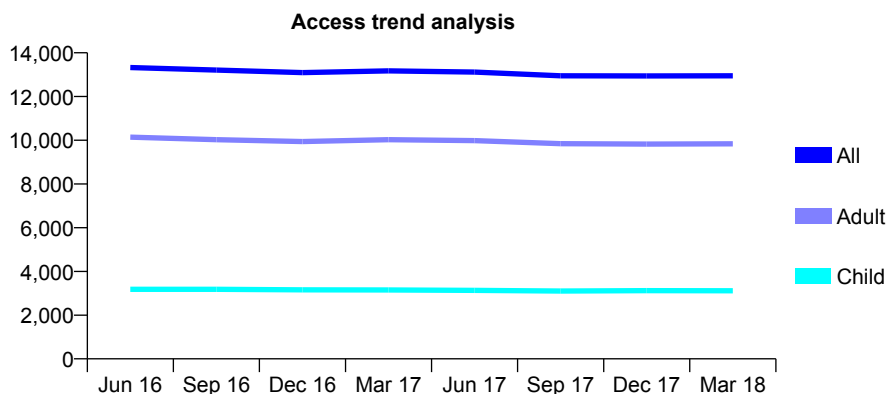
Q58 - Vital Signs At a Glance Contract Report for 141607/0001 - March 2018

Name or company name	Ware Dental Care
Contract type name	GDS Contract
Purpose of contract	General
Contract start date	01/06/2007
Contract end date	

17/18 Contracted general activity (UDA)	35,500
Carry forward general activity (UDA)	262
17/18 Contracted orthodontic activity (UOA)	0
Carry forward orthodontic activity (UOA)	0
Baseline contract value	£921,474.97

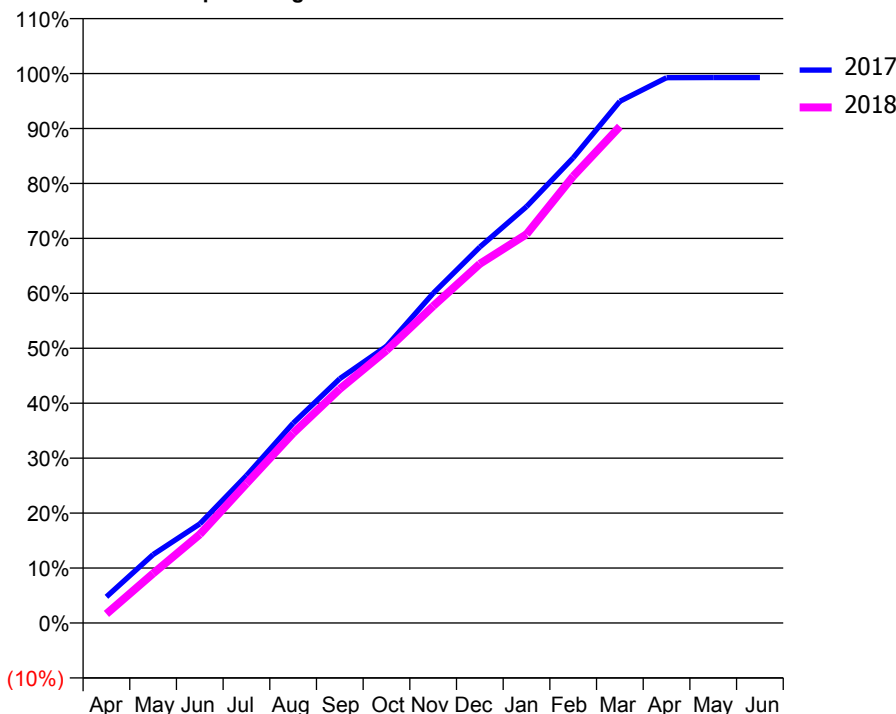
ACCESS*

Patients seen in 24 months	Total	Change since previous quarter
Quarter ending March 2017	13,175	
Quarter ending June 2017	13,118	→
Quarter ending September 2017	12,946	↓
Quarter ending December 2017	12,940	→
Quarter ending March 2018	12,948	→
Variance since March 2017	(1.7%)	↓



ACTIVITY

Cumulative percentage of contracted UDA delivered 2017 & 2018



Month	Adjusted Scheduled Activity (UDA)	
	2017	2018
April	1,696	591
May	4,424	3,199
June	6,404	5,726
July	9,527	9,005
August	12,910	12,263
September	15,788	15,122
October	17,878	17,616
November	21,297	20,473
December	24,289	23,206
January	26,904	25,121
February	30,054	28,864
March	33,703	32,080
April	35,234	
May	35,242	
June	35,238	

QUALITY

	Quantity	Base Number	Contract	AT	Region	England
% of FP17s for the same patient ID Re-attending within 3 months - Children	283	4,983	5.7%	10.9%	11.6%	11.9%
% of FP17s for the same patient ID Re-attending within 3 months - Adults	1,782	14,920	11.9%	14.7%	15.4%	16.0%
% of FP17s for the same patient ID Re-attending between 3 & 9 months - Children	3,438	4,983	69.0%	57.2%	59.4%	58.3%
% of FP17s for the same patient ID Re-attending between 3 & 9 months - Adults	9,341	14,920	62.6%	48.1%	51.3%	50.3%
% of FP17s for Band 1 Urgent Courses	1,583	19,136	8.3%	8.7%	8.0%	9.1%
% of FP17s Relating to Free Repair or Replacements	55	19,136	0.3%	0.7%	0.8%	0.8%
% of FP17s Relating to Continuations	100	19,136	0.5%	0.9%	1.0%	1.0%
% of Patients satisfied with the dentistry they have received	10	12	83.3%	91.3%	91.7%	91.5%
% of Patients satisfied with the time they had to wait for an appointment	10	12	83.3%	86.9%	88.3%	87.9%

* This is based on patients treated on this contract for their most recent course of treatment. Figures in italics indicate the base number of FP17s or Patient Questionnaire responses are less than 100. N/A is shown where the base number of responses is less than 10 during the period. % is calculated as Quantity/Base number*100

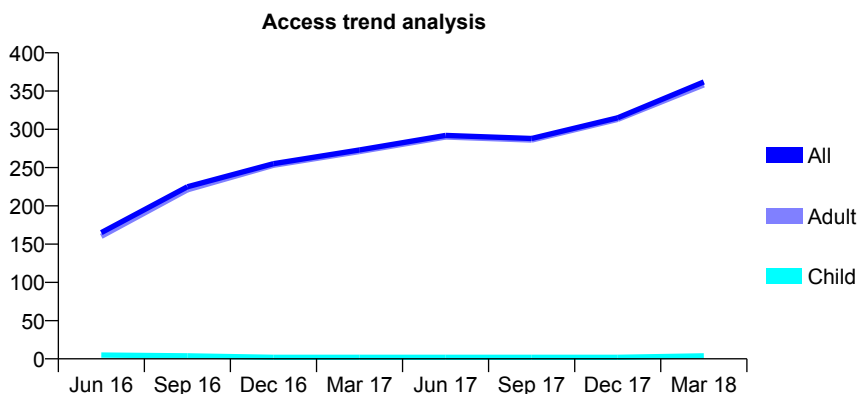
Q58 - Vital Signs At a Glance Contract Report for 141607/0002 - March 2018

Name or company name	Ware Dental Care
Contract type name	PDS Contract
Purpose of contract	General
Contract start date	21/01/2013
Contract end date	31/03/2018

17/18 Contracted general activity (UDA)	2,138
Carry forward general activity (UDA)	0
17/18 Contracted orthodontic activity (UOA)	0
Carry forward orthodontic activity (UOA)	0
Baseline contract value	£77,401.02

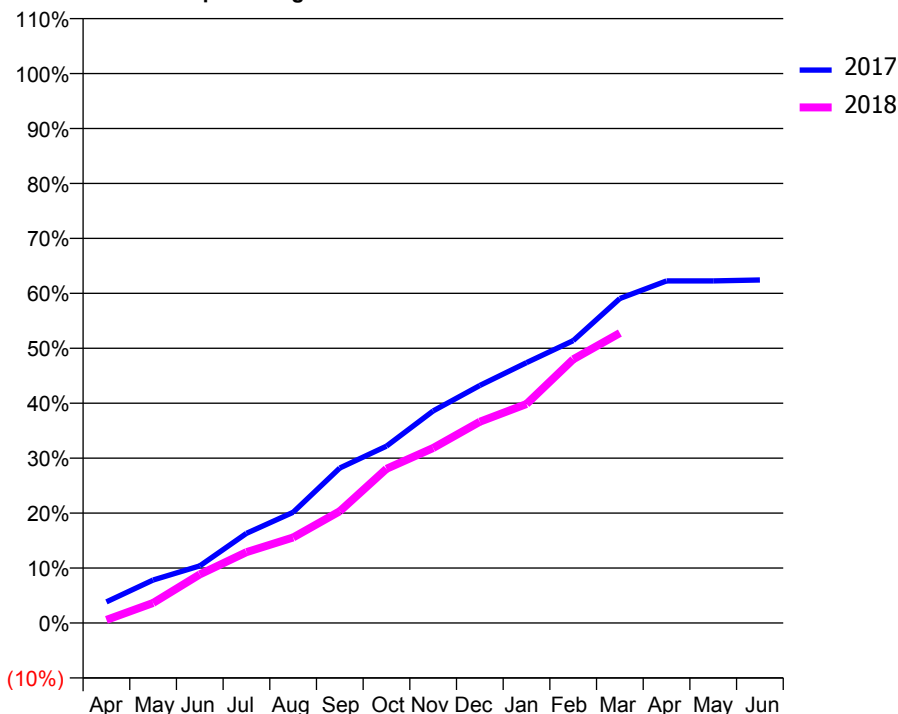
ACCESS*

Patients seen in 24 months	Total	Change since previous quarter
Quarter ending March 2017	273	
Quarter ending June 2017	292	↑
Quarter ending September 2017	288	↓
Quarter ending December 2017	315	↑
Quarter ending March 2018	362	↑
Variance since March 2017	32.6%	↑



ACTIVITY

Cumulative percentage of contracted UDA delivered 2017 & 2018



Month	Adjusted Scheduled Activity (UDA)	
	2017	2018
April	72	12
May	147	78
June	195	189
July	306	276
August	378	333
September	529	435
October	604	600
November	724	681
December	811	783
January	889	852
February	964	1,026
March	1,108	1,128
April	1,168	
May	1,168	
June	1,171	

QUALITY

	Quantity	Base Number	Contract	AT	Region	England
% of FP17s for the same patient ID Re-attending within 3 months - Children	1	4	25.0%	10.9%	11.6%	11.9%
% of FP17s for the same patient ID Re-attending within 3 months - Adults	15	395	3.8%	14.7%	15.4%	16.0%
% of FP17s for the same patient ID Re-attending between 3 & 9 months - Children	0	4	0.0%	57.2%	59.4%	58.3%
% of FP17s for the same patient ID Re-attending between 3 & 9 months - Adults	1	395	0.3%	48.1%	51.3%	50.3%
% of FP17s for Band 1 Urgent Courses	0	378	0.0%	8.7%	8.0%	9.1%
% of FP17s Relating to Free Repair or Replacements	0	378	0.0%	0.7%	0.8%	0.8%
% of FP17s Relating to Continuations	0	378	0.0%	0.9%	1.0%	1.0%
% of Patients satisfied with the dentistry they have received	1	1	N/A	91.3%	91.7%	91.5%
% of Patients satisfied with the time they had to wait for an appointment	1	1	N/A	86.9%	88.3%	87.9%

* This is based on patients treated on this contract for their most recent course of treatment. Figures in italics indicate the base number of FP17s or Patient Questionnaire responses are less than 100. N/A is shown where the base number of responses is less than 10 during the period. % is calculated as Quantity/Base number*100

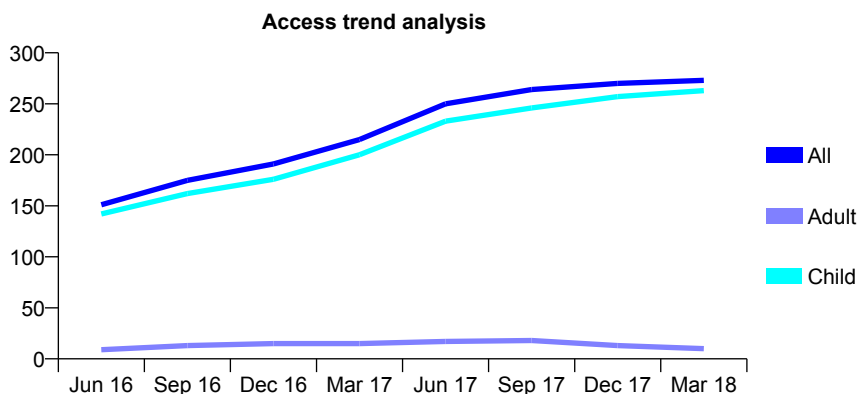
Q58 - Vital Signs At a Glance Contract Report for 144185/0001 - March 2018

Name or company name	Boxmoor House Dental Practice
Contract type name	GDS Contract
Purpose of contract	General
Contract start date	13/07/2015
Contract end date	

17/18 Contracted general activity (UDA)	399
Carry forward general activity (UDA)	2
17/18 Contracted orthodontic activity (UOA)	0
Carry forward orthodontic activity (UOA)	0
Baseline contract value	£8,848.78

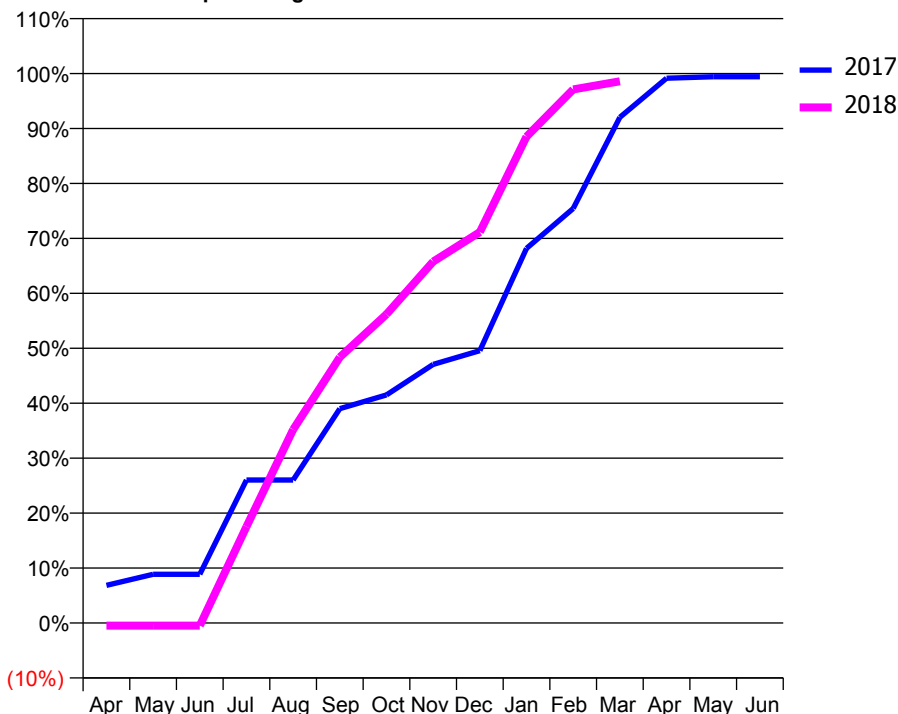
ACCESS*

Patients seen in 24 months	Total	Change since previous quarter
Quarter ending March 2017	215	
Quarter ending June 2017	250	↑
Quarter ending September 2017	264	↑
Quarter ending December 2017	270	↑
Quarter ending March 2018	273	→
Variance since March 2017	27.0%	↑



ACTIVITY

Cumulative percentage of contracted UDA delivered 2017 & 2018



Month	Adjusted Scheduled Activity (UDA)	
	2017	2018
April	27	-2
May	35	-2
June	35	-2
July	104	70
August	104	140
September	156	193
October	166	224
November	188	262
December	198	284
January	272	353
February	301	387
March	367	393
April	396	
May	397	
June	397	

QUALITY

	Quantity	Base Number	Contract	AT	Region	England
% of FP17s for the same patient ID Re-attending within 3 months - Children	29	333	8.7%	10.9%	11.6%	11.9%
% of FP17s for the same patient ID Re-attending within 3 months - Adults	0	0	N/A	14.7%	15.4%	16.0%
% of FP17s for the same patient ID Re-attending between 3 & 9 months - Children	158	333	47.4%	57.2%	59.4%	58.3%
% of FP17s for the same patient ID Re-attending between 3 & 9 months - Adults	0	0	N/A	48.1%	51.3%	50.3%
% of FP17s for Band 1 Urgent Courses	15	314	4.8%	8.7%	8.0%	9.1%
% of FP17s Relating to Free Repair or Replacements	0	314	0.0%	0.7%	0.8%	0.8%
% of FP17s Relating to Continuations	0	314	0.0%	0.9%	1.0%	1.0%
% of Patients satisfied with the dentistry they have received	0	0	N/A	91.3%	91.7%	91.5%
% of Patients satisfied with the time they had to wait for an appointment	0	0	N/A	86.9%	88.3%	87.9%

* This is based on patients treated on this contract for their most recent course of treatment. Figures in italics indicate the base number of FP17s or Patient Questionnaire responses are less than 100. N/A is shown where the base number of responses is less than 10 during the period. % is calculated as Quantity/Base number*100

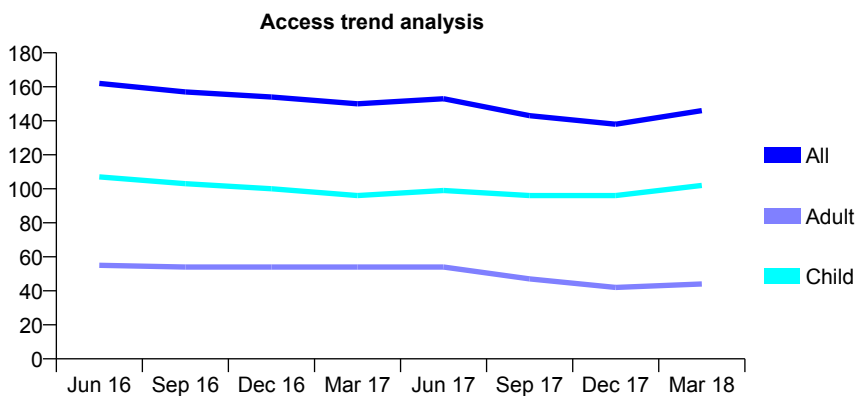
Q58 - Vital Signs At a Glance Contract Report for 144401/0001 - March 2018

Name or company name	Berkeley Clinic
Contract type name	GDS Contract
Purpose of contract	General
Contract start date	01/04/2014
Contract end date	

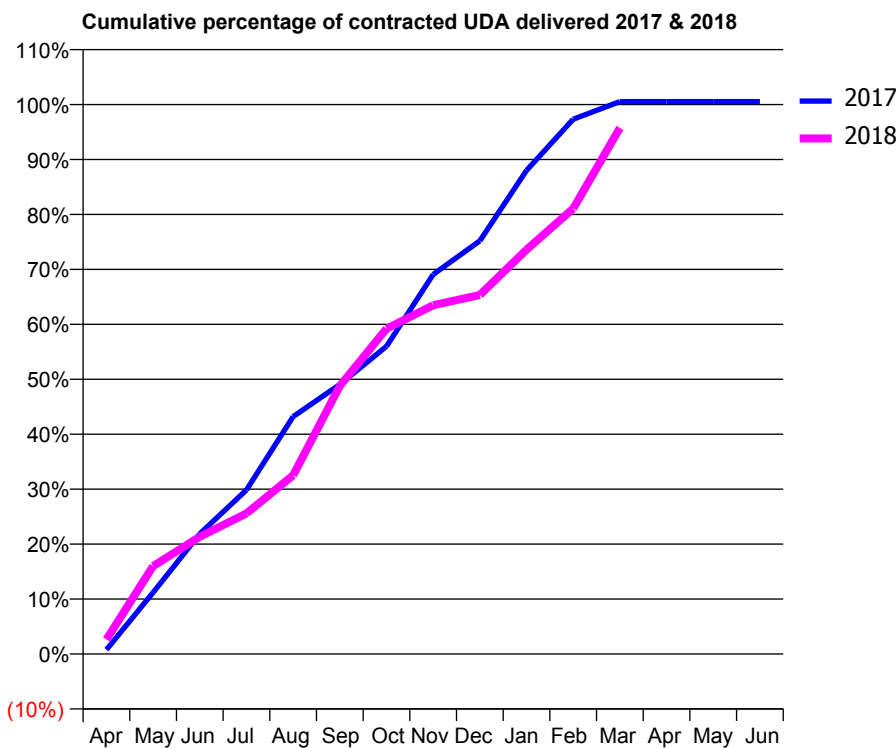
17/18 Contracted general activity (UDA)	375
Carry forward general activity (UDA)	-2
17/18 Contracted orthodontic activity (UOA)	0
Carry forward orthodontic activity (UOA)	0
Baseline contract value	£9,414.64

ACCESS*

Patients seen in 24 months	Total	Change since previous quarter
Quarter ending March 2017	150	
Quarter ending June 2017	153	↑
Quarter ending September 2017	143	↓
Quarter ending December 2017	138	↓
Quarter ending March 2018	146	↑
Variance since March 2017	(2.7%)	↓



ACTIVITY



Month	Adjusted Scheduled Activity (UDA)	
	2017	2018
April	3	10
May	42	60
June	82	80
July	112	96
August	162	122
September	184	183
October	210	222
November	259	238
December	282	245
January	330	276
February	365	304
March	377	359
April	377	
May	377	
June	377	

QUALITY

	Quantity	Base Number	Contract	AT	Region	England
% of FP17s for the same patient ID Re-attending within 3 months - Children	14	136	10.3%	10.9%	11.6%	11.9%
% of FP17s for the same patient ID Re-attending within 3 months - Adults	4	36	11.1%	14.7%	15.4%	16.0%
% of FP17s for the same patient ID Re-attending between 3 & 9 months - Children	63	136	46.3%	57.2%	59.4%	58.3%
% of FP17s for the same patient ID Re-attending between 3 & 9 months - Adults	21	36	58.3%	48.1%	51.3%	50.3%
% of FP17s for Band 1 Urgent Courses	0	171	0.0%	8.7%	8.0%	9.1%
% of FP17s Relating to Free Repair or Replacements	0	171	0.0%	0.7%	0.8%	0.8%
% of FP17s Relating to Continuations	5	171	2.9%	0.9%	1.0%	1.0%
% of Patients satisfied with the dentistry they have received	1	1	N/A	91.3%	91.7%	91.5%
% of Patients satisfied with the time they had to wait for an appointment	1	1	N/A	86.9%	88.3%	87.9%

* This is based on patients treated on this contract for their most recent course of treatment. Figures in italics indicate the base number of FP17s or Patient Questionnaire responses are less than 100. N/A is shown where the base number of responses is less than 10 during the period. % is calculated as Quantity/Base number*100

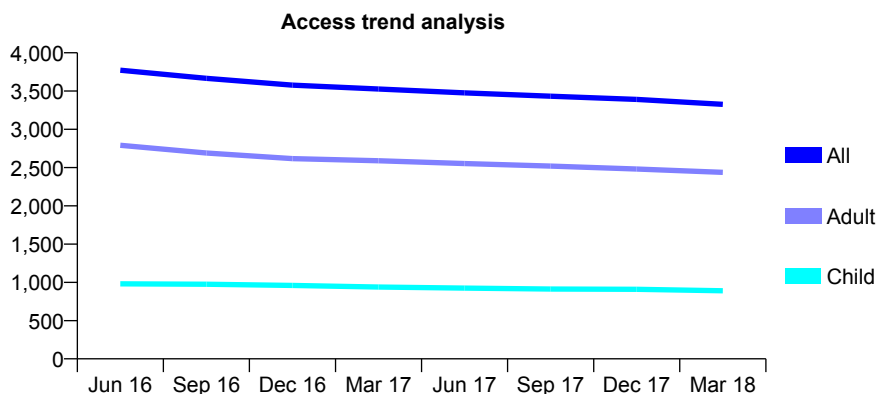
Q58 - Vital Signs At a Glance Contract Report for 144789/0001 - March 2018

Name or company name	SAAB Professional Ltd
Contract type name	GDS Contract
Purpose of contract	General
Contract start date	01/01/2011
Contract end date	

17/18 Contracted general activity (UDA)	7,343
Carry forward general activity (UDA)	-59
17/18 Contracted orthodontic activity (UOA)	0
Carry forward orthodontic activity (UOA)	0
Baseline contract value	£180,659.37

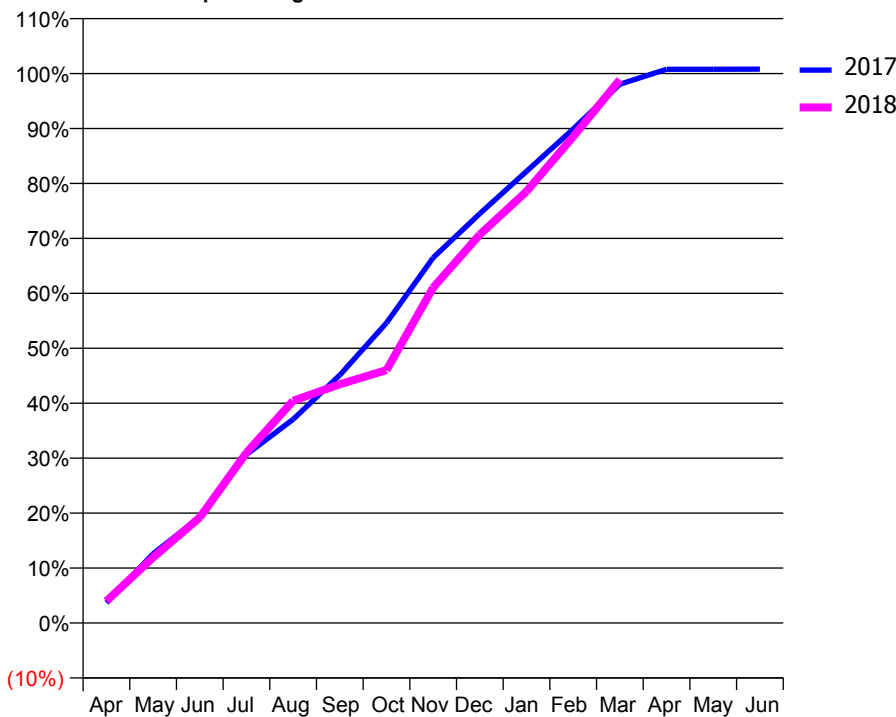
ACCESS*

Patients seen in 24 months	Total	Change since previous quarter
Quarter ending March 2017	3,527	
Quarter ending June 2017	3,476	↓
Quarter ending September 2017	3,433	↓
Quarter ending December 2017	3,390	↓
Quarter ending March 2018	3,327	↓
Variance since March 2017	(5.7%)	↓



ACTIVITY

Cumulative percentage of contracted UDA delivered 2017 & 2018



Month	Adjusted Scheduled Activity (UDA)	
	2017	2018
April	270	294
May	926	876
June	1,415	1,410
July	2,252	2,276
August	2,722	2,969
September	3,313	3,190
October	4,010	3,379
November	4,882	4,482
December	5,471	5,192
January	6,036	5,767
February	6,602	6,499
March	7,201	7,261
April	7,399	
May	7,399	
June	7,401	

QUALITY

	Quantity	Base Number	Contract	AT	Region	England
% of FP17s for the same patient ID Re-attending within 3 months - Children	59	1,322	4.5%	10.9%	11.6%	11.9%
% of FP17s for the same patient ID Re-attending within 3 months - Adults	175	3,179	5.5%	14.7%	15.4%	16.0%
% of FP17s for the same patient ID Re-attending between 3 & 9 months - Children	848	1,322	64.1%	57.2%	59.4%	58.3%
% of FP17s for the same patient ID Re-attending between 3 & 9 months - Adults	1,980	3,179	62.3%	48.1%	51.3%	50.3%
% of FP17s for Band 1 Urgent Courses	267	4,359	6.1%	8.7%	8.0%	9.1%
% of FP17s Relating to Free Repair or Replacements	4	4,359	0.1%	0.7%	0.8%	0.8%
% of FP17s Relating to Continuations	2	4,359	0.0%	0.9%	1.0%	1.0%
% of Patients satisfied with the dentistry they have received	1	1	N/A	91.3%	91.7%	91.5%
% of Patients satisfied with the time they had to wait for an appointment	1	1	N/A	86.9%	88.3%	87.9%

* This is based on patients treated on this contract for their most recent course of treatment. Figures in italics indicate the base number of FP17s or Patient Questionnaire responses are less than 100. N/A is shown where the base number of responses is less than 10 during the period. % is calculated as Quantity/Base number*100

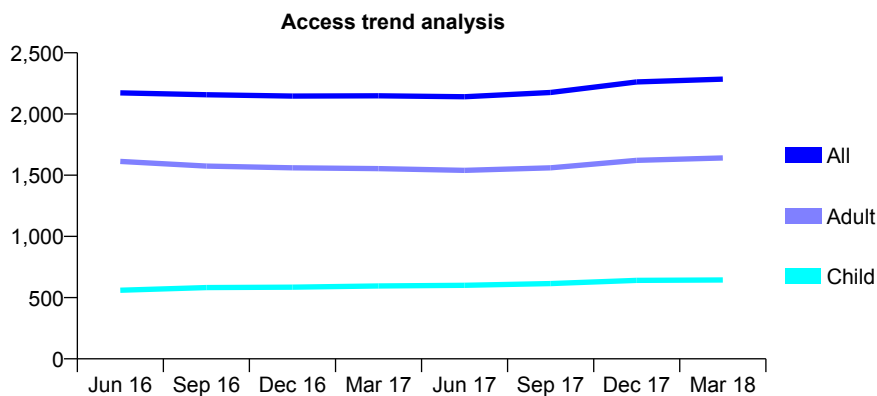
Q58 - Vital Signs At a Glance Contract Report for 145246/0001 - March 2018

Name or company name	Mr M Eyrumlu and Mr A Eyrumlu
Contract type name	GDS Contract
Purpose of contract	General
Contract start date	07/05/2014
Contract end date	

17/18 Contracted general activity (UDA)	9,500
Carry forward general activity (UDA)	-190
17/18 Contracted orthodontic activity (UOA)	0
Carry forward orthodontic activity (UOA)	0
Baseline contract value	£329,212.31

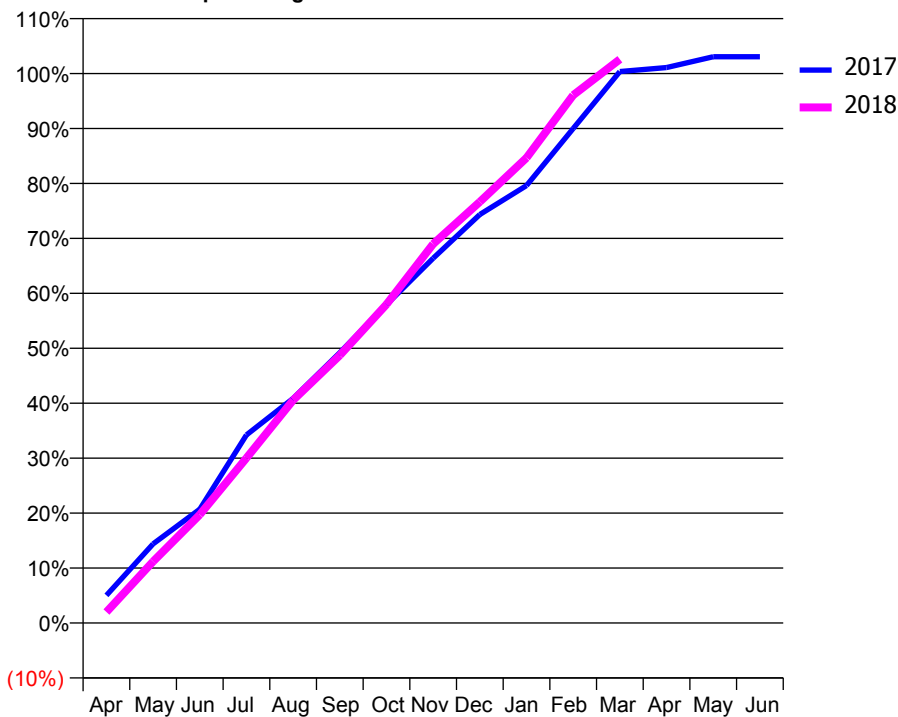
ACCESS*

Patients seen in 24 months	Total	Change since previous quarter
Quarter ending March 2017	2,149	
Quarter ending June 2017	2,141	→
Quarter ending September 2017	2,176	→
Quarter ending December 2017	2,262	↑
Quarter ending March 2018	2,285	→
Variance since March 2017	6.3%	↑



ACTIVITY

Cumulative percentage of contracted UDA delivered 2017 & 2018



Month	Adjusted Scheduled Activity (UDA)	
	2017	2018
April	478	190
May	1,367	1,063
June	1,968	1,874
July	3,253	2,854
August	3,884	3,854
September	4,675	4,628
October	5,505	5,508
November	6,306	6,553
December	7,063	7,282
January	7,562	8,043
February	8,549	9,127
March	9,534	9,745
April	9,604	
May	9,790	
June	9,790	

QUALITY

	Quantity	Base Number	Contract	AT	Region	England
% of FP17s for the same patient ID Re-attending within 3 months - Children	56	1,039	5.4%	10.9%	11.6%	11.9%
% of FP17s for the same patient ID Re-attending within 3 months - Adults	261	2,473	10.6%	14.7%	15.4%	16.0%
% of FP17s for the same patient ID Re-attending between 3 & 9 months - Children	651	1,039	62.7%	57.2%	59.4%	58.3%
% of FP17s for the same patient ID Re-attending between 3 & 9 months - Adults	1,546	2,473	62.5%	48.1%	51.3%	50.3%
% of FP17s for Band 1 Urgent Courses	146	3,410	4.3%	8.7%	8.0%	9.1%
% of FP17s Relating to Free Repair or Replacements	40	3,410	1.2%	0.7%	0.8%	0.8%
% of FP17s Relating to Continuations	56	3,410	1.6%	0.9%	1.0%	1.0%
% of Patients satisfied with the dentistry they have received	3	3	N/A	91.3%	91.7%	91.5%
% of Patients satisfied with the time they had to wait for an appointment	2	3	N/A	86.9%	88.3%	87.9%

* This is based on patients treated on this contract for their most recent course of treatment. Figures in italics indicate the base number of FP17s or Patient Questionnaire responses are less than 100. N/A is shown where the base number of responses is less than 10 during the period. % is calculated as Quantity/Base number*100

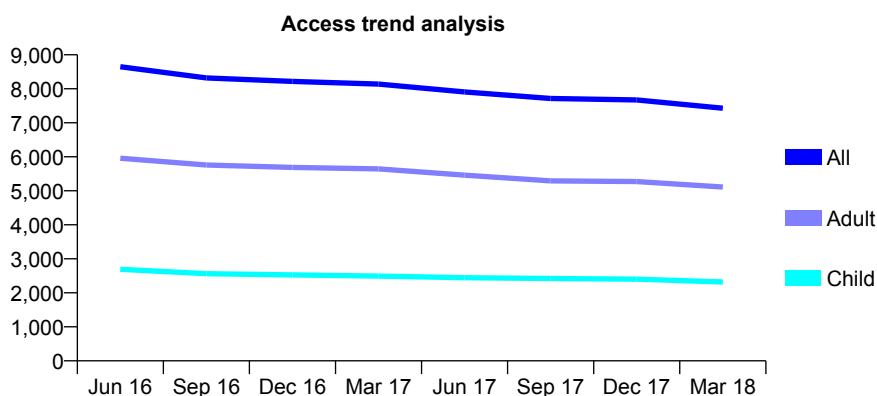
Q58 - Vital Signs At a Glance Contract Report for 145742/0001 - March 2018

Name or company name	Southdown Dental Practice
Contract type name	GDS Contract
Purpose of contract	General
Contract start date	01/12/2011
Contract end date	

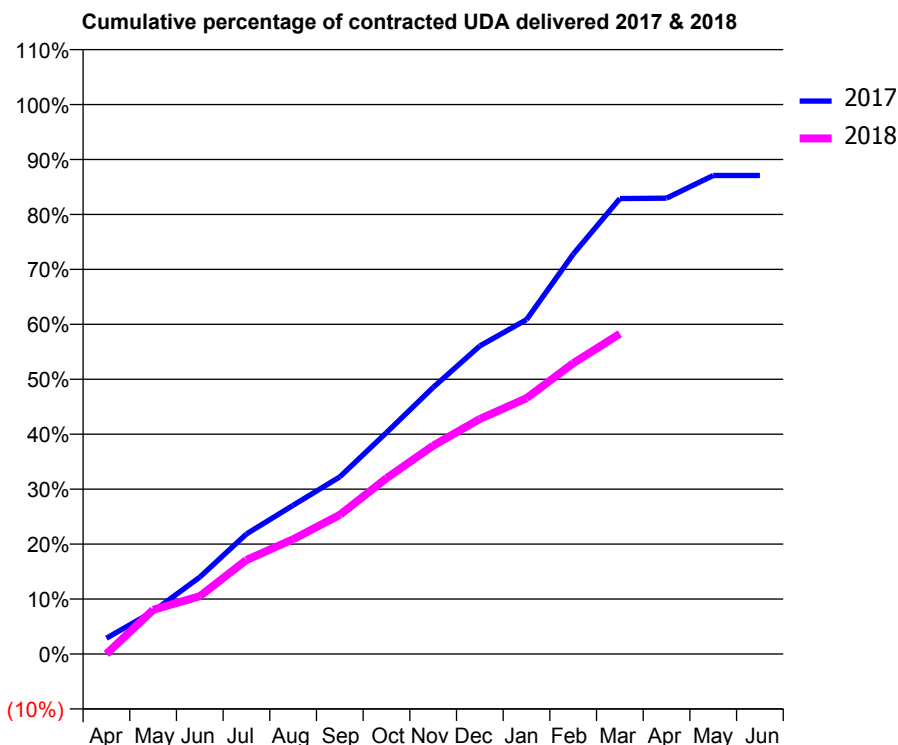
17/18 Contracted general activity (UDA)	37,862
Carry forward general activity (UDA)	0
17/18 Contracted orthodontic activity (UOA)	0
Carry forward orthodontic activity (UOA)	0
Baseline contract value	£1,034,794.54

ACCESS*

Patients seen in 24 months	Total	Change since previous quarter
Quarter ending March 2017	8,138	
Quarter ending June 2017	7,907	↓
Quarter ending September 2017	7,714	↓
Quarter ending December 2017	7,674	→
Quarter ending March 2018	7,431	↓
Variance since March 2017	(8.7%)	↓



ACTIVITY



Month	Adjusted Scheduled Activity (UDA)	
	2017	2018
April	1,086	0
May	2,937	3,049
June	5,297	3,979
July	8,275	6,479
August	10,246	7,905
September	12,207	9,586
October	15,253	12,115
November	18,370	14,360
December	21,231	16,190
January	23,035	17,623
February	27,546	20,036
March	31,383	22,068
April	31,411	
May	32,974	
June	32,973	

QUALITY

	Quantity	Base Number	Contract	AT	Region	England
% of FP17s for the same patient ID Re-attending within 3 months - Children	205	2,898	7.1%	10.9%	11.6%	11.9%
% of FP17s for the same patient ID Re-attending within 3 months - Adults	916	5,818	15.7%	14.7%	15.4%	16.0%
% of FP17s for the same patient ID Re-attending between 3 & 9 months - Children	1,637	2,898	56.5%	57.2%	59.4%	58.3%
% of FP17s for the same patient ID Re-attending between 3 & 9 months - Adults	2,815	5,818	48.4%	48.1%	51.3%	50.3%
% of FP17s for Band 1 Urgent Courses	646	8,314	7.8%	8.7%	8.0%	9.1%
% of FP17s Relating to Free Repair or Replacements	105	8,314	1.3%	0.7%	0.8%	0.8%
% of FP17s Relating to Continuations	260	8,314	3.1%	0.9%	1.0%	1.0%
% of Patients satisfied with the dentistry they have received	4	5	N/A	91.3%	91.7%	91.5%
% of Patients satisfied with the time they had to wait for an appointment	4	5	N/A	86.9%	88.3%	87.9%

* This is based on patients treated on this contract for their most recent course of treatment. Figures in italics indicate the base number of FP17s or Patient Questionnaire responses are less than 100. N/A is shown where the base number of responses is less than 10 during the period. % is calculated as Quantity/Base number*100

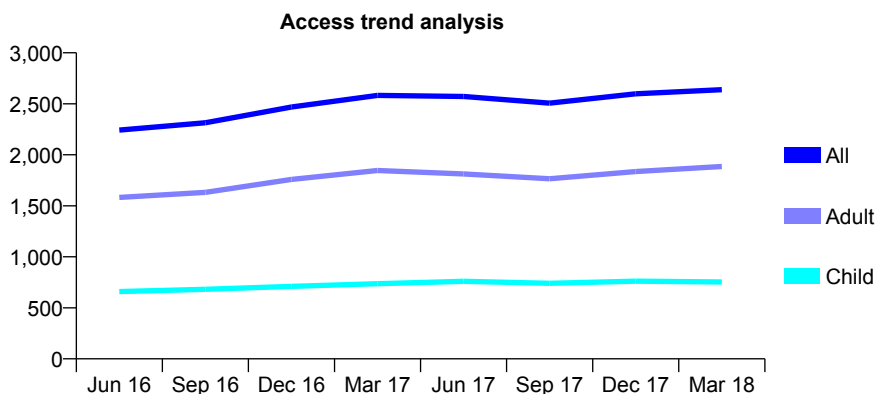
Q58 - Vital Signs At a Glance Contract Report for 146552/0001 - March 2018

Name or company name	Nadeem Rathore
Contract type name	GDS Contract
Purpose of contract	General
Contract start date	23/02/2015
Contract end date	

17/18 Contracted general activity (UDA)	6,279
Carry forward general activity (UDA)	-70
17/18 Contracted orthodontic activity (UOA)	0
Carry forward orthodontic activity (UOA)	0
Baseline contract value	£139,580.34

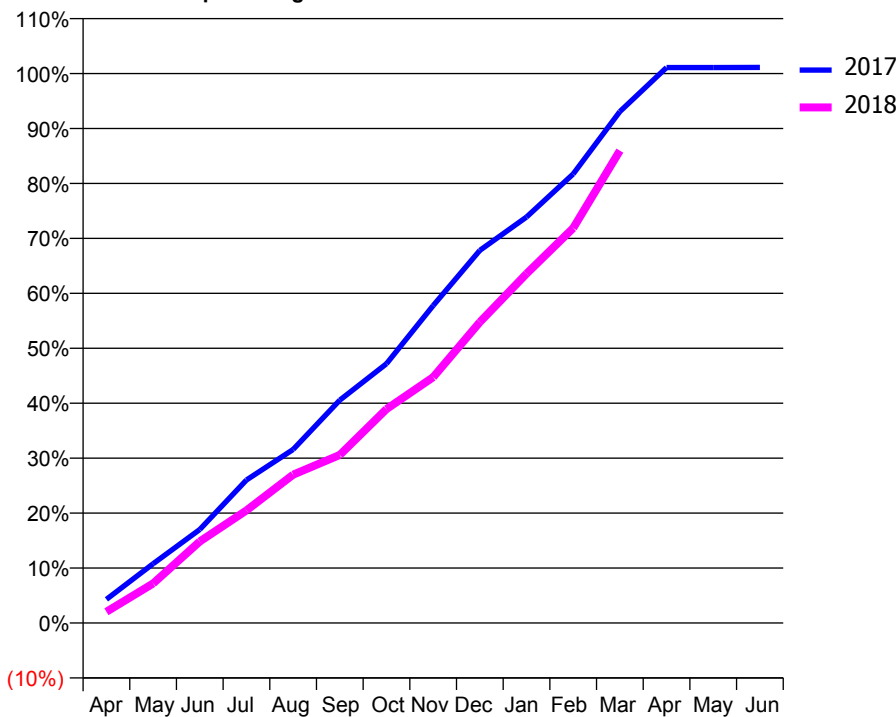
ACCESS*

Patients seen in 24 months	Total	Change since previous quarter
Quarter ending March 2017	2,582	
Quarter ending June 2017	2,572	→
Quarter ending September 2017	2,507	↓
Quarter ending December 2017	2,598	↑
Quarter ending March 2018	2,639	→
Variance since March 2017	2.2%	↑



ACTIVITY

Cumulative percentage of contracted UDA delivered 2017 & 2018



Month	Adjusted Scheduled Activity (UDA)	
	2017	2018
April	271	128
May	677	452
June	1,070	932
July	1,634	1,287
August	1,982	1,695
September	2,547	1,921
October	2,963	2,444
November	3,628	2,809
December	4,258	3,439
January	4,639	3,991
February	5,130	4,512
March	5,844	5,398
April	6,346	
May	6,348	
June	6,349	

QUALITY

	Quantity	Base Number	Contract	AT	Region	England
% of FP17s for the same patient ID Re-attending within 3 months - Children	60	1,158	5.2%	10.9%	11.6%	11.9%
% of FP17s for the same patient ID Re-attending within 3 months - Adults	139	1,773	7.8%	14.7%	15.4%	16.0%
% of FP17s for the same patient ID Re-attending between 3 & 9 months - Children	744	1,158	64.2%	57.2%	59.4%	58.3%
% of FP17s for the same patient ID Re-attending between 3 & 9 months - Adults	604	1,773	34.1%	48.1%	51.3%	50.3%
% of FP17s for Band 1 Urgent Courses	246	2,710	9.1%	8.7%	8.0%	9.1%
% of FP17s Relating to Free Repair or Replacements	3	2,710	0.1%	0.7%	0.8%	0.8%
% of FP17s Relating to Continuations	1	2,710	0.0%	0.9%	1.0%	1.0%
% of Patients satisfied with the dentistry they have received	2	2	N/A	91.3%	91.7%	91.5%
% of Patients satisfied with the time they had to wait for an appointment	2	2	N/A	86.9%	88.3%	87.9%

* This is based on patients treated on this contract for their most recent course of treatment. Figures in italics indicate the base number of FP17s or Patient Questionnaire responses are less than 100. N/A is shown where the base number of responses is less than 10 during the period. % is calculated as Quantity/Base number*100

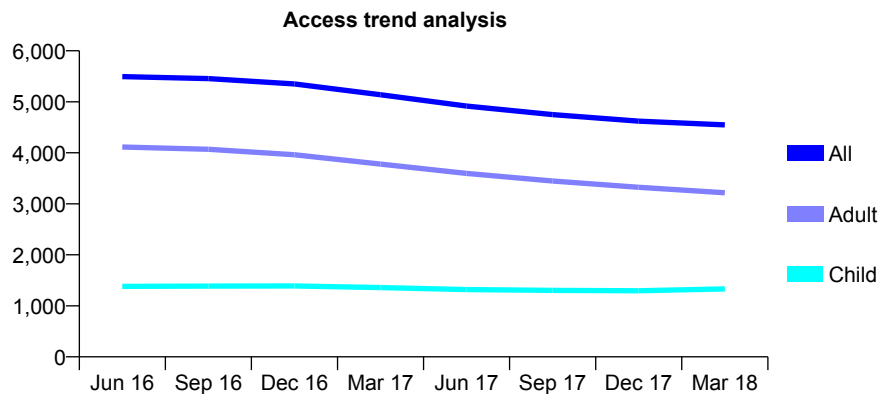
Q58 - Vital Signs At a Glance Contract Report for 147311/0001 - March 2018

Name or company name	Abington Dental Practice
Contract type name	GDS Contract
Purpose of contract	General
Contract start date	01/04/2014
Contract end date	

17/18 Contracted general activity (UDA)	15,504
Carry forward general activity (UDA)	-77
17/18 Contracted orthodontic activity (UOA)	0
Carry forward orthodontic activity (UOA)	0
Baseline contract value	£395,028.83

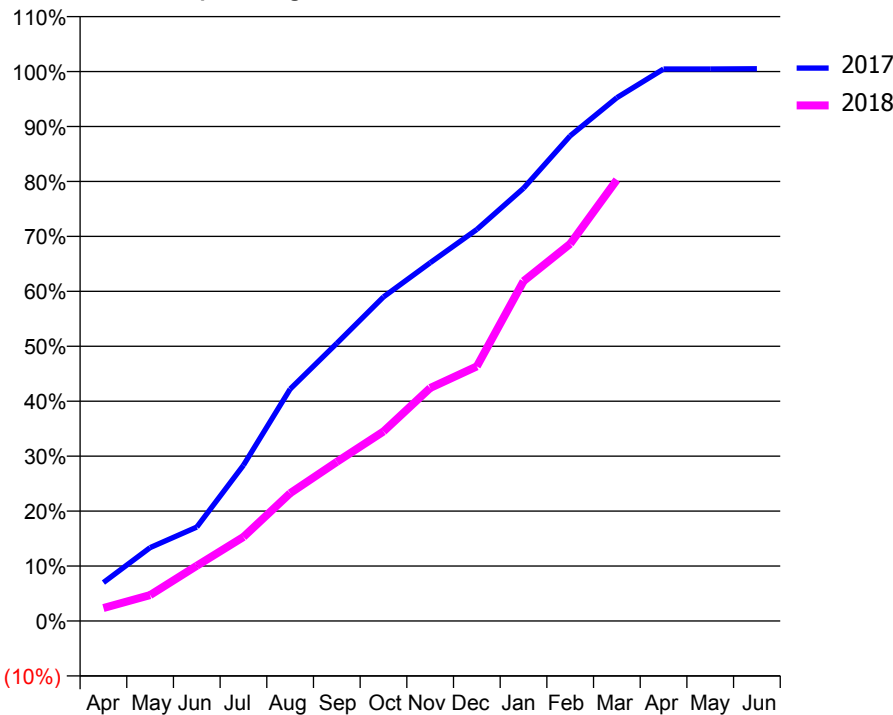
ACCESS*

Patients seen in 24 months	Total	Change since previous quarter
Quarter ending March 2017	5,138	
Quarter ending June 2017	4,917	↓
Quarter ending September 2017	4,750	↓
Quarter ending December 2017	4,620	↓
Quarter ending March 2018	4,549	↓
Variance since March 2017	(11.5%)	↓



ACTIVITY

Cumulative percentage of contracted UDA delivered 2017 & 2018



Month	Adjusted Scheduled Activity (UDA)	
	2017	2018
April	1,087	366
May	2,073	733
June	2,651	1,558
July	4,396	2,373
August	6,545	3,605
September	7,836	4,489
October	9,143	5,347
November	10,108	6,576
December	11,046	7,185
January	12,211	9,587
February	13,690	10,641
March	14,766	12,450
April	15,575	
May	15,576	
June	15,581	

QUALITY

	Quantity	Base Number	Contract	AT	Region	England
% of FP17s for the same patient ID Re-attending within 3 months - Children	268	2,237	12.0%	10.9%	11.6%	11.9%
% of FP17s for the same patient ID Re-attending within 3 months - Adults	903	4,890	18.5%	14.7%	15.4%	16.0%
% of FP17s for the same patient ID Re-attending between 3 & 9 months - Children	1,404	2,237	62.8%	57.2%	59.4%	58.3%
% of FP17s for the same patient ID Re-attending between 3 & 9 months - Adults	3,132	4,890	64.0%	48.1%	51.3%	50.3%
% of FP17s for Band 1 Urgent Courses	446	6,644	6.7%	8.7%	8.0%	9.1%
% of FP17s Relating to Free Repair or Replacements	26	6,644	0.4%	0.7%	0.8%	0.8%
% of FP17s Relating to Continuations	22	6,644	0.3%	0.9%	1.0%	1.0%
% of Patients satisfied with the dentistry they have received	11	14	78.6%	91.3%	91.7%	91.5%
% of Patients satisfied with the time they had to wait for an appointment	12	14	85.7%	86.9%	88.3%	87.9%

* This is based on patients treated on this contract for their most recent course of treatment. Figures in italics indicate the base number of FP17s or Patient Questionnaire responses are less than 100. N/A is shown where the base number of responses is less than 10 during the period. % is calculated as Quantity/Base number*100

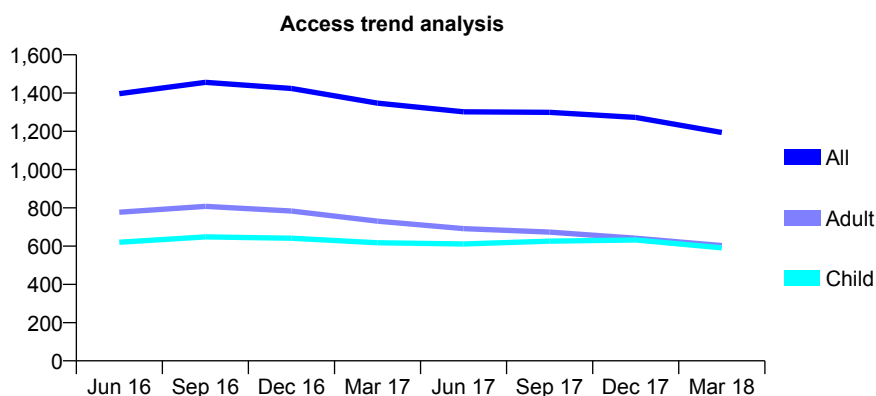
Q58 - Vital Signs At a Glance Contract Report for 147893/0001 - March 2018

Name or company name	Hockerill Dental Practice
Contract type name	GDS Contract
Purpose of contract	General
Contract start date	01/10/2013
Contract end date	

17/18 Contracted general activity (UDA)	2,475
Carry forward general activity (UDA)	-50
17/18 Contracted orthodontic activity (UOA)	0
Carry forward orthodontic activity (UOA)	0
Baseline contract value	£70,697.89

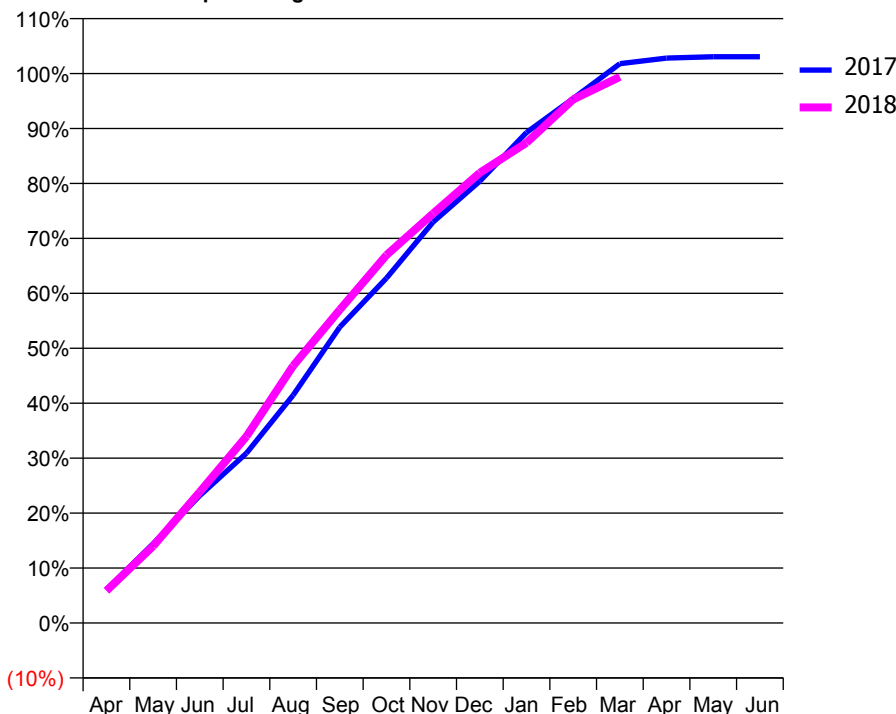
ACCESS*

Patients seen in 24 months	Total	Change since previous quarter
Quarter ending March 2017	1,347	
Quarter ending June 2017	1,302	↓
Quarter ending September 2017	1,299	→
Quarter ending December 2017	1,273	↓
Quarter ending March 2018	1,194	↓
Variance since March 2017	(11.4%)	↓



ACTIVITY

Cumulative percentage of contracted UDA delivered 2017 & 2018



Month	Adjusted Scheduled Activity (UDA)	
	2017	2018
April	150	145
May	357	346
June	574	591
July	765	841
August	1,026	1,158
September	1,333	1,411
October	1,553	1,657
November	1,806	1,845
December	1,990	2,028
January	2,209	2,163
February	2,363	2,358
March	2,519	2,460
April	2,544	
May	2,550	
June	2,550	

QUALITY

	Quantity	Base Number	Contract	AT	Region	England
% of FP17s for the same patient ID Re-attending within 3 months - Children	66	894	7.4%	10.9%	11.6%	11.9%
% of FP17s for the same patient ID Re-attending within 3 months - Adults	50	609	8.2%	14.7%	15.4%	16.0%
% of FP17s for the same patient ID Re-attending between 3 & 9 months - Children	507	894	56.7%	57.2%	59.4%	58.3%
% of FP17s for the same patient ID Re-attending between 3 & 9 months - Adults	326	609	53.5%	48.1%	51.3%	50.3%
% of FP17s for Band 1 Urgent Courses	38	1,484	2.6%	8.7%	8.0%	9.1%
% of FP17s Relating to Free Repair or Replacements	3	1,484	0.2%	0.7%	0.8%	0.8%
% of FP17s Relating to Continuations	9	1,484	0.6%	0.9%	1.0%	1.0%
% of Patients satisfied with the dentistry they have received	1	1	N/A	91.3%	91.7%	91.5%
% of Patients satisfied with the time they had to wait for an appointment	0	1	N/A	86.9%	88.3%	87.9%

* This is based on patients treated on this contract for their most recent course of treatment. Figures in italics indicate the base number of FP17s or Patient Questionnaire responses are less than 100. N/A is shown where the base number of responses is less than 10 during the period. % is calculated as Quantity/Base number*100

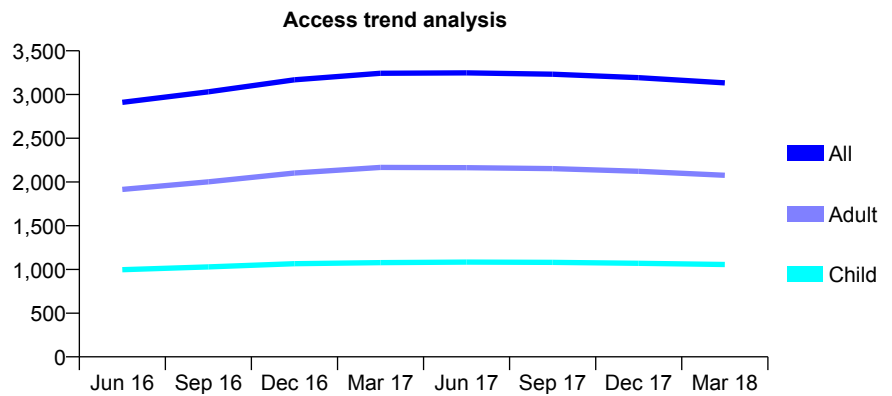
Q58 - Vital Signs At a Glance Contract Report for 147915/0001 - March 2018

Name or company name	Marford Dental Practice
Contract type name	GDS Contract
Purpose of contract	General
Contract start date	13/05/2015
Contract end date	

17/18 Contracted general activity (UDA)	9,281
Carry forward general activity (UDA)	-70
17/18 Contracted orthodontic activity (UOA)	0
Carry forward orthodontic activity (UOA)	0
Baseline contract value	£259,789.64

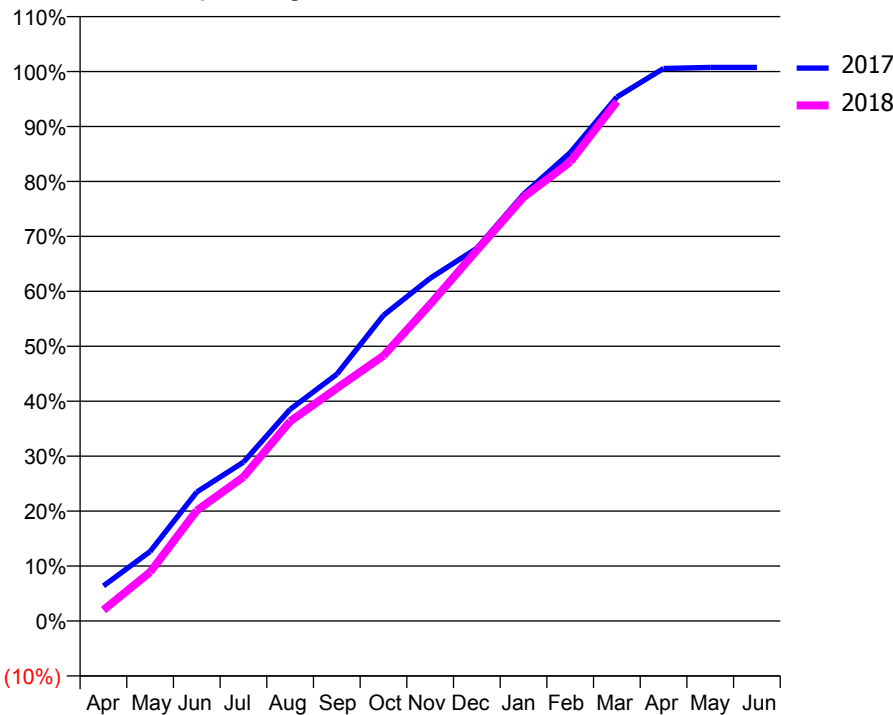
ACCESS*

Patients seen in 24 months	Total	Change since previous quarter
Quarter ending March 2017	3,243	
Quarter ending June 2017	3,247	→
Quarter ending September 2017	3,233	→
Quarter ending December 2017	3,192	↓
Quarter ending March 2018	3,133	↓
Variance since March 2017	(3.4%)	↓



ACTIVITY

Cumulative percentage of contracted UDA delivered 2017 & 2018



Month	Adjusted Scheduled Activity (UDA)	
	2017	2018
April	593	186
May	1,174	825
June	2,180	1,866
July	2,683	2,433
August	3,574	3,373
September	4,167	3,930
October	5,164	4,481
November	5,790	5,351
December	6,296	6,259
January	7,209	7,159
February	7,912	7,754
March	8,850	8,775
April	9,332	
May	9,351	
June	9,351	

QUALITY

	Quantity	Base Number	Contract	AT	Region	England
% of FP17s for the same patient ID Re-attending within 3 months - Children	123	1,562	7.9%	10.9%	11.6%	11.9%
% of FP17s for the same patient ID Re-attending within 3 months - Adults	560	2,943	19.0%	14.7%	15.4%	16.0%
% of FP17s for the same patient ID Re-attending between 3 & 9 months - Children	886	1,562	56.7%	57.2%	59.4%	58.3%
% of FP17s for the same patient ID Re-attending between 3 & 9 months - Adults	1,436	2,943	48.8%	48.1%	51.3%	50.3%
% of FP17s for Band 1 Urgent Courses	357	4,284	8.3%	8.7%	8.0%	9.1%
% of FP17s Relating to Free Repair or Replacements	28	4,284	0.7%	0.7%	0.8%	0.8%
% of FP17s Relating to Continuations	104	4,284	2.4%	0.9%	1.0%	1.0%
% of Patients satisfied with the dentistry they have received	18	18	100.0%	91.3%	91.7%	91.5%
% of Patients satisfied with the time they had to wait for an appointment	17	18	94.4%	86.9%	88.3%	87.9%

* This is based on patients treated on this contract for their most recent course of treatment. Figures in italics indicate the base number of FP17s or Patient Questionnaire responses are less than 100. N/A is shown where the base number of responses is less than 10 during the period. % is calculated as Quantity/Base number*100

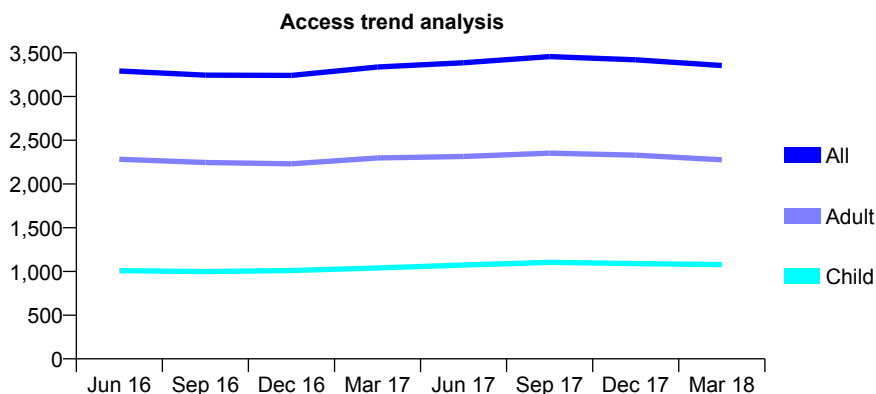
Q58 - Vital Signs At a Glance Contract Report for 149004/0002 - March 2018

Name or company name	Greenleaves Dental Practice
Contract type name	GDS Contract
Purpose of contract	General
Contract start date	01/02/2009
Contract end date	

17/18 Contracted general activity (UDA)	7,150
Carry forward general activity (UDA)	-143
17/18 Contracted orthodontic activity (UOA)	0
Carry forward orthodontic activity (UOA)	0
Baseline contract value	£178,925.52

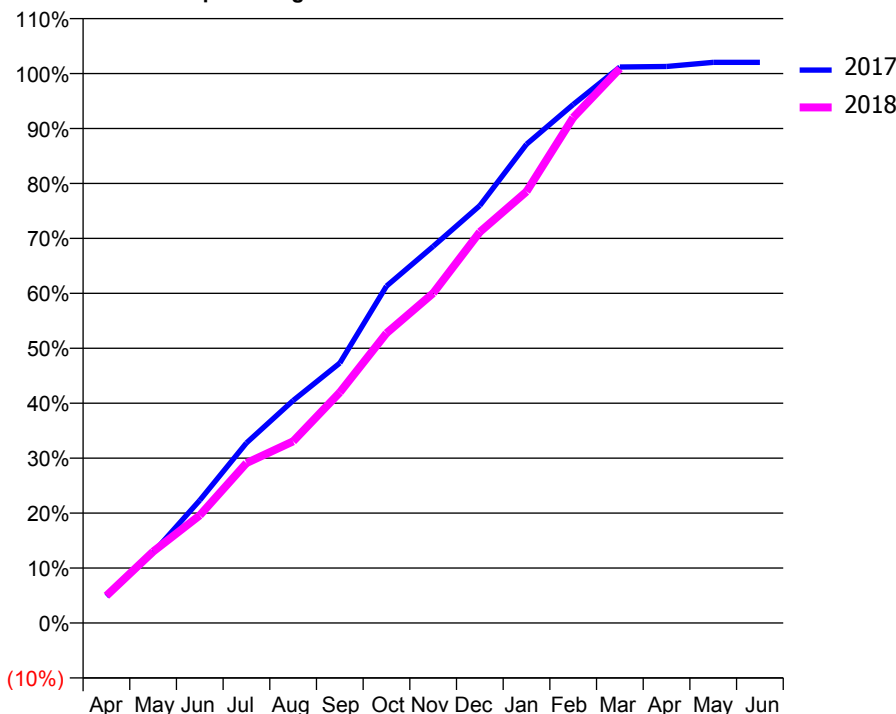
ACCESS*

Patients seen in 24 months	Total	Change since previous quarter
Quarter ending March 2017	3,338	
Quarter ending June 2017	3,387	→
Quarter ending September 2017	3,457	↑
Quarter ending December 2017	3,420	↓
Quarter ending March 2018	3,354	↓
Variance since March 2017	0.5%	→



ACTIVITY

Cumulative percentage of contracted UDA delivered 2017 & 2018



Month	Adjusted Scheduled Activity (UDA)	
	2017	2018
April	348	354
May	915	929
June	1,598	1,401
July	2,343	2,082
August	2,895	2,365
September	3,383	3,001
October	4,383	3,772
November	4,900	4,292
December	5,432	5,089
January	6,229	5,614
February	6,747	6,577
March	7,235	7,215
April	7,242	
May	7,295	
June	7,295	

QUALITY

	Quantity	Base Number	Contract	AT	Region	England
% of FP17s for the same patient ID Re-attending within 3 months - Children	111	1,426	7.8%	10.9%	11.6%	11.9%
% of FP17s for the same patient ID Re-attending within 3 months - Adults	273	2,402	11.4%	14.7%	15.4%	16.0%
% of FP17s for the same patient ID Re-attending between 3 & 9 months - Children	733	1,426	51.4%	57.2%	59.4%	58.3%
% of FP17s for the same patient ID Re-attending between 3 & 9 months - Adults	987	2,402	41.1%	48.1%	51.3%	50.3%
% of FP17s for Band 1 Urgent Courses	337	3,504	9.6%	8.7%	8.0%	9.1%
% of FP17s Relating to Free Repair or Replacements	10	3,504	0.3%	0.7%	0.8%	0.8%
% of FP17s Relating to Continuations	23	3,504	0.7%	0.9%	1.0%	1.0%
% of Patients satisfied with the dentistry they have received	3	4	N/A	91.3%	91.7%	91.5%
% of Patients satisfied with the time they had to wait for an appointment	3	4	N/A	86.9%	88.3%	87.9%

* This is based on patients treated on this contract for their most recent course of treatment. Figures in italics indicate the base number of FP17s or Patient Questionnaire responses are less than 100. N/A is shown where the base number of responses is less than 10 during the period. % is calculated as Quantity/Base number*100

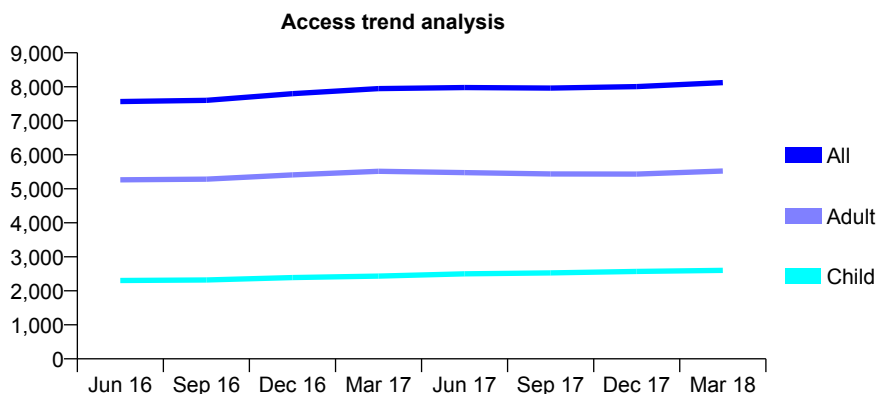
Q58 - Vital Signs At a Glance Contract Report for 149772/0001 - March 2018

Name or company name	Vogue Dental Care
Contract type name	GDS Contract
Purpose of contract	General
Contract start date	01/11/2010
Contract end date	

17/18 Contracted general activity (UDA)	19,156
Carry forward general activity (UDA)	81
17/18 Contracted orthodontic activity (UOA)	0
Carry forward orthodontic activity (UOA)	0
Baseline contract value	£656,133.71

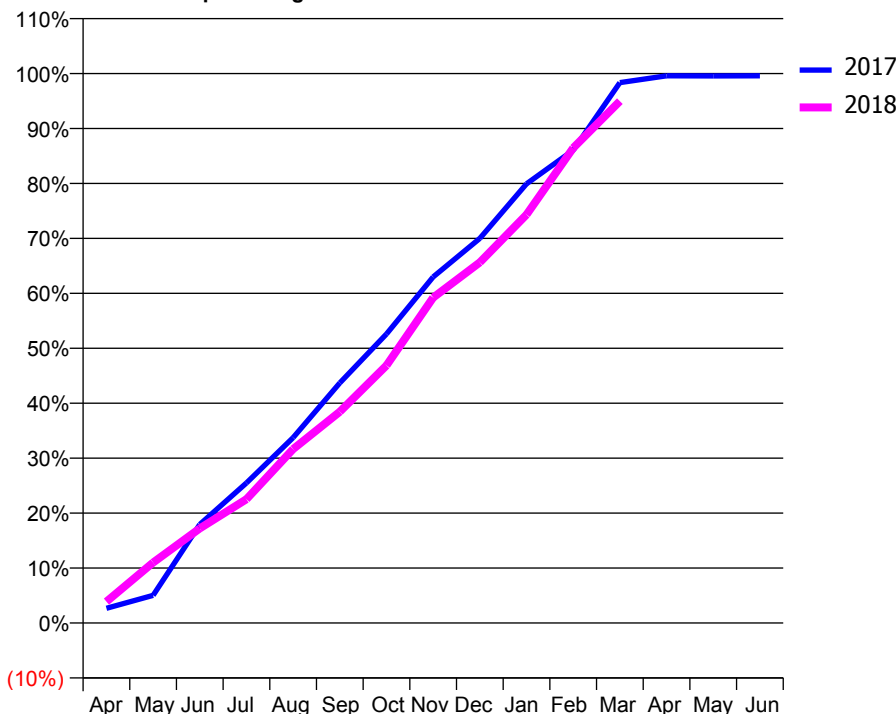
ACCESS*

Patients seen in 24 months	Total	Change since previous quarter
Quarter ending March 2017	7,947	
Quarter ending June 2017	7,978	→
Quarter ending September 2017	7,964	→
Quarter ending December 2017	8,006	→
Quarter ending March 2018	8,124	→
Variance since March 2017	2.2%	↑



ACTIVITY

Cumulative percentage of contracted UDA delivered 2017 & 2018



Month	Adjusted Scheduled Activity (UDA)	
	2017	2018
April	516	744
May	965	2,106
June	3,439	3,300
July	4,885	4,317
August	6,464	6,064
September	8,368	7,364
October	10,075	8,979
November	12,064	11,347
December	13,410	12,571
January	15,311	14,236
February	16,481	16,562
March	18,839	18,193
April	19,076	
May	19,073	
June	19,075	

QUALITY

	Quantity	Base Number	Contract	AT	Region	England
% of FP17s for the same patient ID Re-attending within 3 months - Children	369	4,060	9.1%	10.9%	11.6%	11.9%
% of FP17s for the same patient ID Re-attending within 3 months - Adults	1,181	7,193	16.4%	14.7%	15.4%	16.0%
% of FP17s for the same patient ID Re-attending between 3 & 9 months - Children	2,534	4,060	62.4%	57.2%	59.4%	58.3%
% of FP17s for the same patient ID Re-attending between 3 & 9 months - Adults	3,784	7,193	52.6%	48.1%	51.3%	50.3%
% of FP17s for Band 1 Urgent Courses	898	10,267	8.7%	8.7%	8.0%	9.1%
% of FP17s Relating to Free Repair or Replacements	79	10,267	0.8%	0.7%	0.8%	0.8%
% of FP17s Relating to Continuations	3	10,267	0.0%	0.9%	1.0%	1.0%
% of Patients satisfied with the dentistry they have received	7	9	N/A	91.3%	91.7%	91.5%
% of Patients satisfied with the time they had to wait for an appointment	8	9	N/A	86.9%	88.3%	87.9%

* This is based on patients treated on this contract for their most recent course of treatment. Figures in italics indicate the base number of FP17s or Patient Questionnaire responses are less than 100. N/A is shown where the base number of responses is less than 10 during the period. % is calculated as Quantity/Base number*100

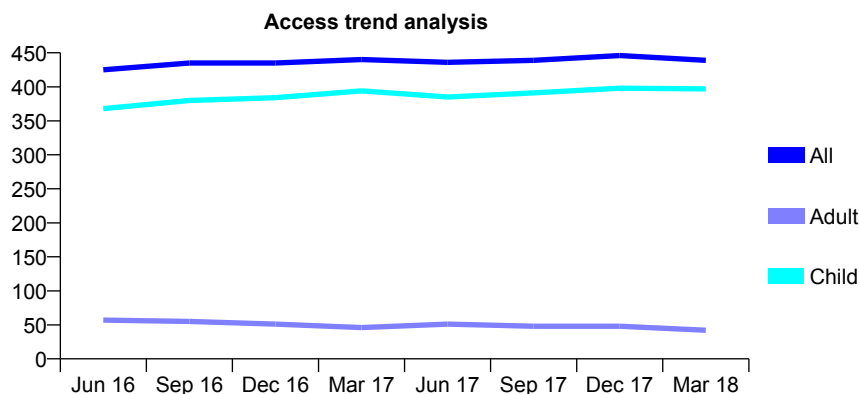
Q58 - Vital Signs At a Glance Contract Report for 150002/0001 - March 2018

Name or company name	Smilecraft Dental Care
Contract type name	GDS Contract
Purpose of contract	General
Contract start date	01/09/2012
Contract end date	

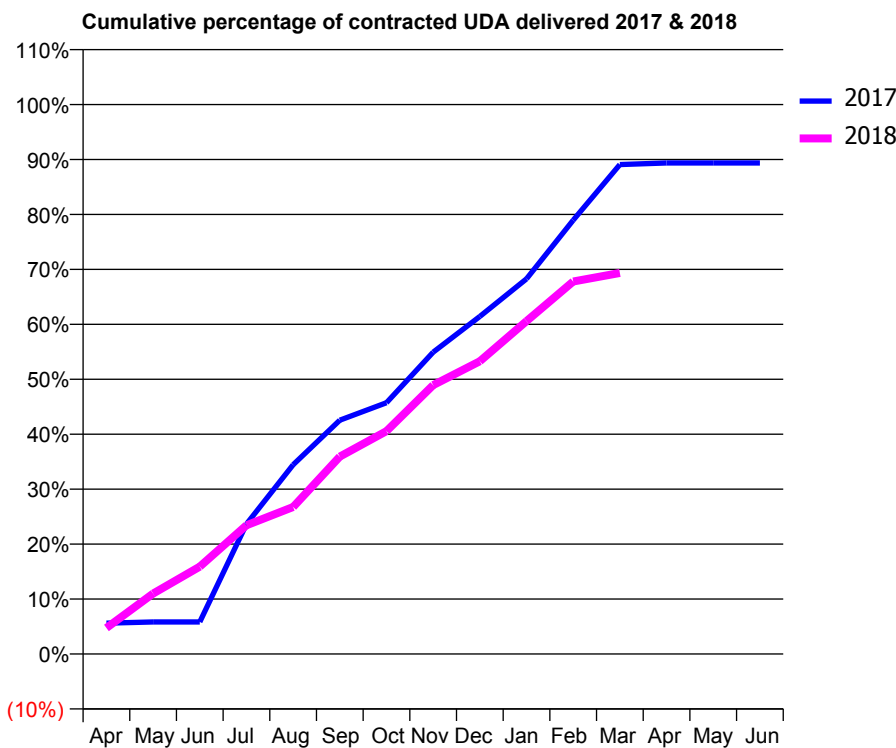
17/18 Contracted general activity (UDA)	1,800
Carry forward general activity (UDA)	0
17/18 Contracted orthodontic activity (UOA)	0
Carry forward orthodontic activity (UOA)	0
Baseline contract value	£46,345.03

ACCESS*

Patients seen in 24 months	Total	Change since previous quarter
Quarter ending March 2017	440	
Quarter ending June 2017	436	→
Quarter ending September 2017	439	→
Quarter ending December 2017	446	→
Quarter ending March 2018	439	↓
Variance since March 2017	(0.2%)	→



ACTIVITY



Month	Adjusted Scheduled Activity (UDA)	
	2017	2018
April	101	85
May	105	198
June	105	286
July	426	422
August	620	482
September	766	647
October	823	730
November	989	881
December	1,106	959
January	1,229	1,091
February	1,421	1,220
March	1,603	1,248
April	1,608	
May	1,608	
June	1,608	

QUALITY

	Quantity	Base Number	Contract	AT	Region	England
% of FP17s for the same patient ID Re-attending within 3 months - Children	48	842	5.7%	10.9%	11.6%	11.9%
% of FP17s for the same patient ID Re-attending within 3 months - Adults	0	7	0.0%	14.7%	15.4%	16.0%
% of FP17s for the same patient ID Re-attending between 3 & 9 months - Children	637	842	75.7%	57.2%	59.4%	58.3%
% of FP17s for the same patient ID Re-attending between 3 & 9 months - Adults	5	7	71.4%	48.1%	51.3%	50.3%
% of FP17s for Band 1 Urgent Courses	15	846	1.8%	8.7%	8.0%	9.1%
% of FP17s Relating to Free Repair or Replacements	0	846	0.0%	0.7%	0.8%	0.8%
% of FP17s Relating to Continuations	0	846	0.0%	0.9%	1.0%	1.0%
% of Patients satisfied with the dentistry they have received	0	0	N/A	91.3%	91.7%	91.5%
% of Patients satisfied with the time they had to wait for an appointment	0	0	N/A	86.9%	88.3%	87.9%

* This is based on patients treated on this contract for their most recent course of treatment. Figures in italics indicate the base number of FP17s or Patient Questionnaire responses are less than 100. N/A is shown where the base number of responses is less than 10 during the period. % is calculated as Quantity/Base number*100

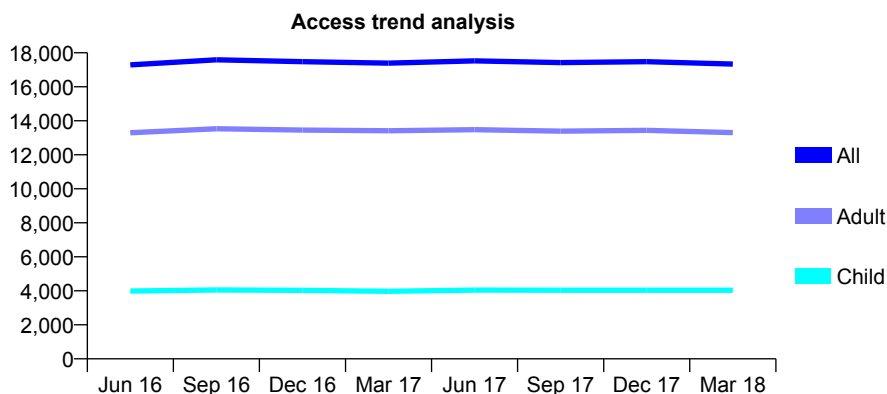
Q58 - Vital Signs At a Glance Contract Report for 150592/0001 - March 2018

Name or company name	Flitwick Dental Group
Contract type name	GDS Contract
Purpose of contract	General
Contract start date	14/08/2014
Contract end date	

17/18 Contracted general activity (UDA)	40,361
Carry forward general activity (UDA)	1,559
17/18 Contracted orthodontic activity (UOA)	0
Carry forward orthodontic activity (UOA)	0
Baseline contract value	£906,651.42

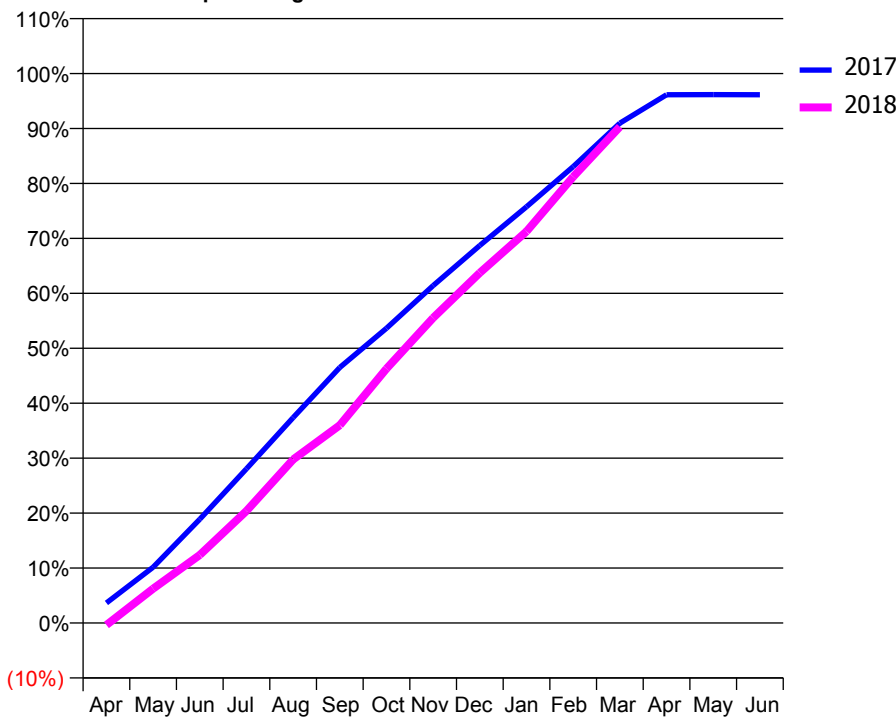
ACCESS*

Patients seen in 24 months	Total	Change since previous quarter
Quarter ending March 2017	17,389	
Quarter ending June 2017	17,522	→
Quarter ending September 2017	17,425	→
Quarter ending December 2017	17,480	→
Quarter ending March 2018	17,340	→
Variance since March 2017	(0.3%)	→



ACTIVITY

Cumulative percentage of contracted UDA delivered 2017 & 2018



Month	Adjusted Scheduled Activity (UDA)	
	2017	2018
April	1,475	-148
May	4,098	2,526
June	7,622	4,999
July	11,326	8,234
August	15,091	12,009
September	18,775	14,534
October	21,654	18,680
November	24,783	22,411
December	27,732	25,728
January	30,575	28,761
February	33,522	32,774
March	36,713	36,446
April	38,805	
May	38,815	
June	38,802	

QUALITY

	Quantity	Base Number	Contract	AT	Region	England
% of FP17s for the same patient ID Re-attending within 3 months - Children	355	5,759	6.2%	10.9%	11.6%	11.9%
% of FP17s for the same patient ID Re-attending within 3 months - Adults	2,118	15,143	14.0%	14.7%	15.4%	16.0%
% of FP17s for the same patient ID Re-attending between 3 & 9 months - Children	3,206	5,759	55.7%	57.2%	59.4%	58.3%
% of FP17s for the same patient ID Re-attending between 3 & 9 months - Adults	4,907	15,143	32.4%	48.1%	51.3%	50.3%
% of FP17s for Band 1 Urgent Courses	2,226	20,077	11.1%	8.7%	8.0%	9.1%
% of FP17s Relating to Free Repair or Replacements	241	20,077	1.2%	0.7%	0.8%	0.8%
% of FP17s Relating to Continuations	164	20,077	0.8%	0.9%	1.0%	1.0%
% of Patients satisfied with the dentistry they have received	10	11	90.9%	91.3%	91.7%	91.5%
% of Patients satisfied with the time they had to wait for an appointment	9	11	81.8%	86.9%	88.3%	87.9%

* This is based on patients treated on this contract for their most recent course of treatment. Figures in italics indicate the base number of FP17s or Patient Questionnaire responses are less than 100. N/A is shown where the base number of responses is less than 10 during the period. % is calculated as Quantity/Base number*100

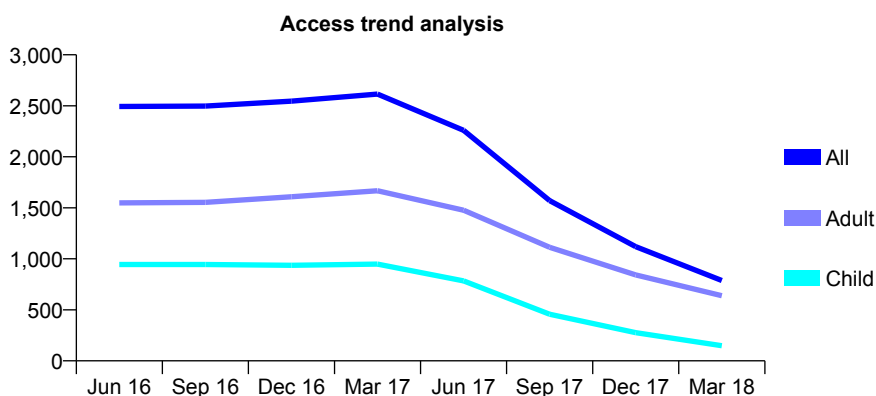
Q58 - Vital Signs At a Glance Contract Report for 151432/0001 - March 2018

Name or company name	Mr S Bhandal
Contract type name	GDS Contract
Purpose of contract	General
Contract start date	11/02/2014
Contract end date	18/05/2017

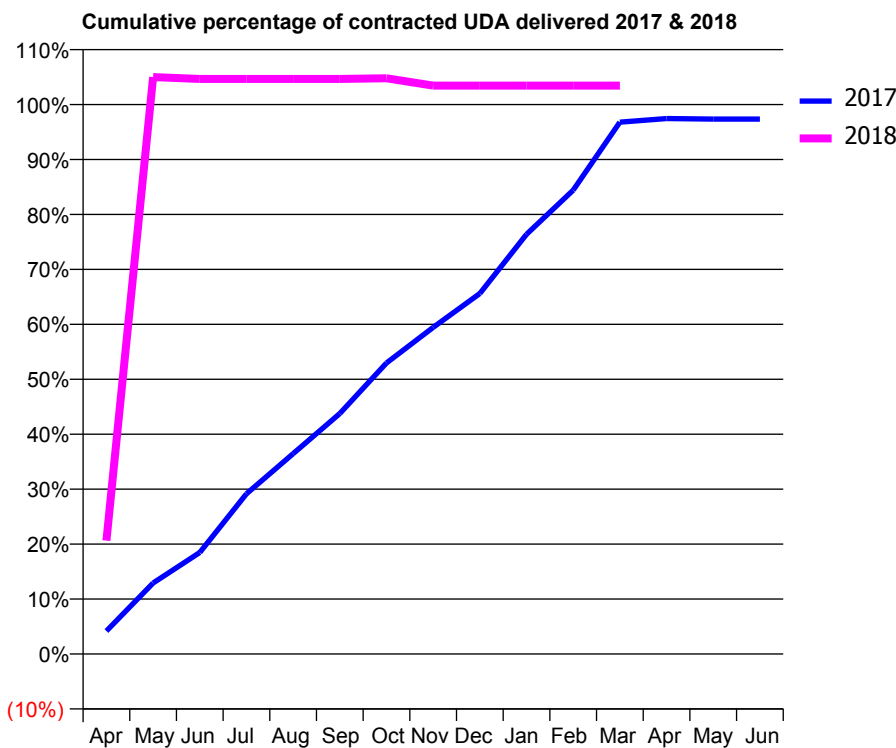
17/18 Contracted general activity (UDA)	907
Carry forward general activity (UDA)	0
17/18 Contracted orthodontic activity (UOA)	0
Carry forward orthodontic activity (UOA)	0
Baseline contract value	£31,209.52

ACCESS*

Patients seen in 24 months	Total	Change since previous quarter
Quarter ending March 2017	2,615	
Quarter ending June 2017	2,260	↓
Quarter ending September 2017	1,570	↓
Quarter ending December 2017	1,120	↓
Quarter ending March 2018	787	↓
Variance since March 2017	(69.9%)	↓



ACTIVITY



Month	Adjusted Scheduled Activity (UDA)	
	2017	2018
April	288	187
May	890	952
June	1,273	949
July	2,008	949
August	2,512	949
September	3,014	949
October	3,649	950
November	4,094	938
December	4,519	938
January	5,260	938
February	5,814	938
March	6,666	938
April	6,712	
May	6,705	
June	6,705	

QUALITY

	Quantity	Base Number	Contract	AT	Region	England
% of FP17s for the same patient ID Re-attending within 3 months - Children	7	142	4.9%	10.9%	11.6%	11.9%
% of FP17s for the same patient ID Re-attending within 3 months - Adults	20	262	7.6%	14.7%	15.4%	16.0%
% of FP17s for the same patient ID Re-attending between 3 & 9 months - Children	47	142	33.1%	57.2%	59.4%	58.3%
% of FP17s for the same patient ID Re-attending between 3 & 9 months - Adults	87	262	33.2%	48.1%	51.3%	50.3%
% of FP17s for Band 1 Urgent Courses	21	399	5.3%	8.7%	8.0%	9.1%
% of FP17s Relating to Free Repair or Replacements	2	399	0.5%	0.7%	0.8%	0.8%
% of FP17s Relating to Continuations	0	399	0.0%	0.9%	1.0%	1.0%
% of Patients satisfied with the dentistry they have received	0	0	N/A	91.3%	91.7%	91.5%
% of Patients satisfied with the time they had to wait for an appointment	0	0	N/A	86.9%	88.3%	87.9%

* This is based on patients treated on this contract for their most recent course of treatment. Figures in italics indicate the base number of FP17s or Patient Questionnaire responses are less than 100. N/A is shown where the base number of responses is less than 10 during the period. % is calculated as Quantity/Base number*100

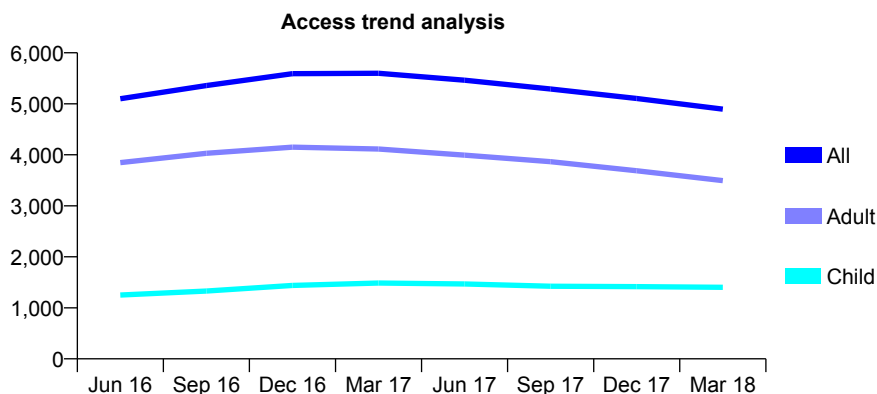
Q58 - Vital Signs At a Glance Contract Report for 151440/0001 - March 2018

Name or company name	Obex Partners Ltd
Contract type name	GDS Contract
Purpose of contract	General
Contract start date	01/11/2007
Contract end date	

17/18 Contracted general activity (UDA)	12,324
Carry forward general activity (UDA)	258
17/18 Contracted orthodontic activity (UOA)	0
Carry forward orthodontic activity (UOA)	0
Baseline contract value	£359,488.46

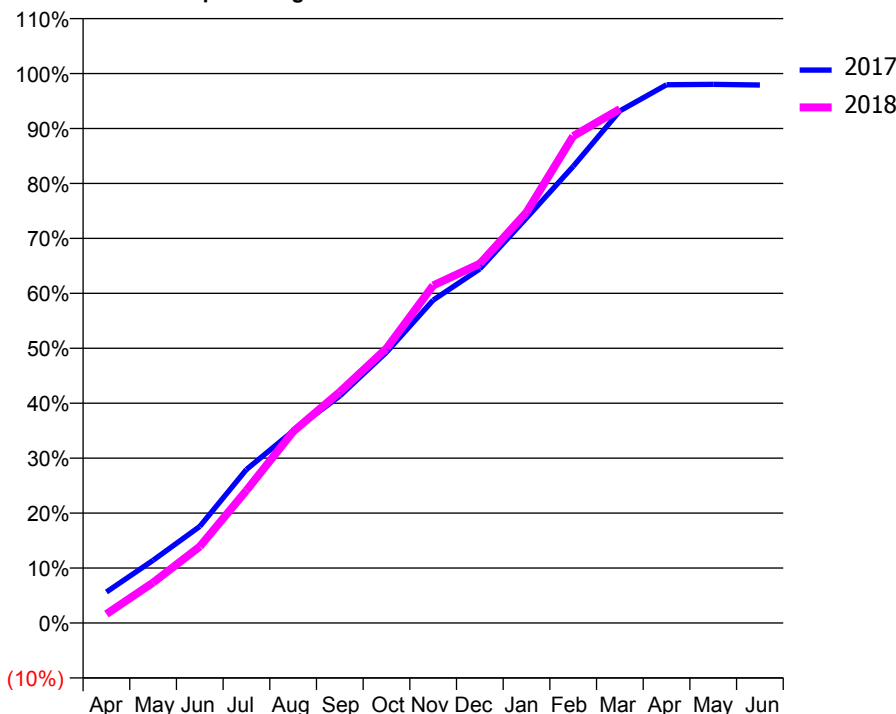
ACCESS*

Patients seen in 24 months	Total	Change since previous quarter
Quarter ending March 2017	5,599	
Quarter ending June 2017	5,463	↓
Quarter ending September 2017	5,289	↓
Quarter ending December 2017	5,104	↓
Quarter ending March 2018	4,896	↓
Variance since March 2017	(12.6%)	↓



ACTIVITY

Cumulative percentage of contracted UDA delivered 2017 & 2018



Month	Adjusted Scheduled Activity (UDA)	
	2017	2018
April	694	201
May	1,407	908
June	2,168	1,714
July	3,442	2,976
August	4,308	4,292
September	5,091	5,184
October	6,072	6,160
November	7,243	7,570
December	7,943	8,058
January	9,084	9,211
February	10,243	10,921
March	11,486	11,527
April	12,071	
May	12,080	
June	12,066	

QUALITY

	Quantity	Base Number	Contract	AT	Region	England
% of FP17s for the same patient ID Re-attending within 3 months - Children	136	2,393	5.7%	10.9%	11.6%	11.9%
% of FP17s for the same patient ID Re-attending within 3 months - Adults	356	4,417	8.1%	14.7%	15.4%	16.0%
% of FP17s for the same patient ID Re-attending between 3 & 9 months - Children	1,647	2,393	68.8%	57.2%	59.4%	58.3%
% of FP17s for the same patient ID Re-attending between 3 & 9 months - Adults	2,526	4,417	57.2%	48.1%	51.3%	50.3%
% of FP17s for Band 1 Urgent Courses	284	6,547	4.3%	8.7%	8.0%	9.1%
% of FP17s Relating to Free Repair or Replacements	45	6,547	0.7%	0.7%	0.8%	0.8%
% of FP17s Relating to Continuations	28	6,547	0.4%	0.9%	1.0%	1.0%
% of Patients satisfied with the dentistry they have received	3	3	N/A	91.3%	91.7%	91.5%
% of Patients satisfied with the time they had to wait for an appointment	2	3	N/A	86.9%	88.3%	87.9%

* This is based on patients treated on this contract for their most recent course of treatment. Figures in italics indicate the base number of FP17s or Patient Questionnaire responses are less than 100. N/A is shown where the base number of responses is less than 10 during the period. % is calculated as Quantity/Base number*100

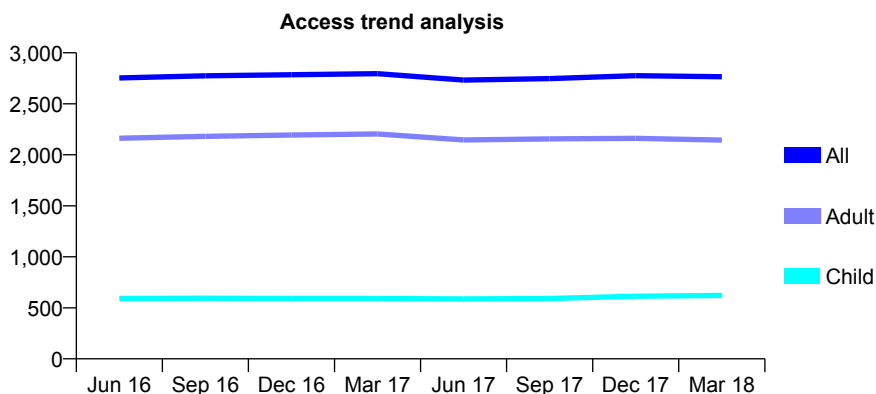
Q58 - Vital Signs At a Glance Contract Report for 152706/0001 - March 2018

Name or company name	R Patel & Associate
Contract type name	GDS Contract
Purpose of contract	General
Contract start date	01/04/2008
Contract end date	

17/18 Contracted general activity (UDA)	6,257
Carry forward general activity (UDA)	-14
17/18 Contracted orthodontic activity (UOA)	0
Carry forward orthodontic activity (UOA)	0
Baseline contract value	£166,243.80

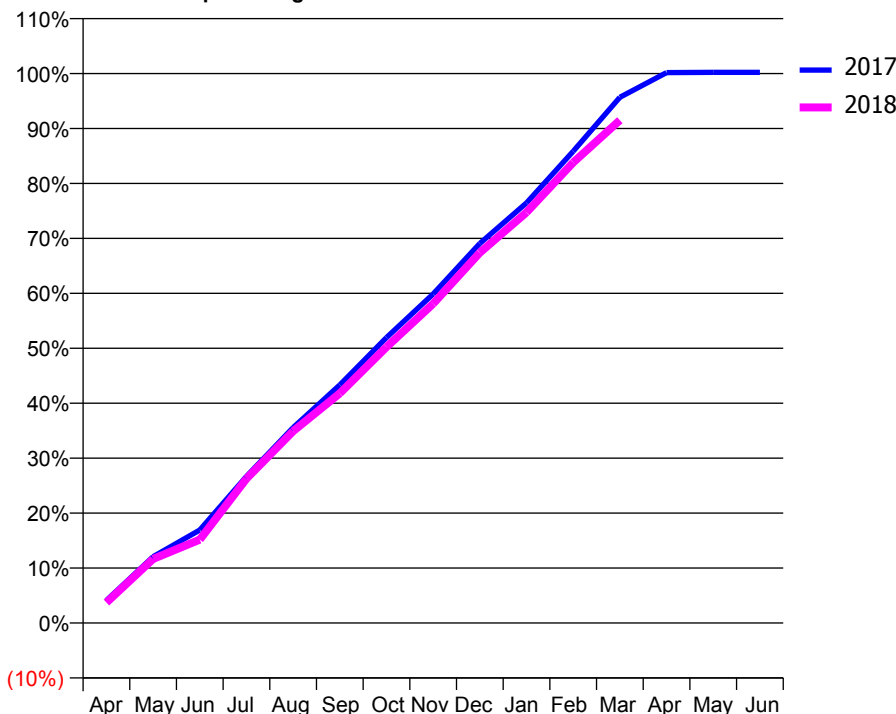
ACCESS*

Patients seen in 24 months	Total	Change since previous quarter
Quarter ending March 2017	2,795	
Quarter ending June 2017	2,733	↓
Quarter ending September 2017	2,747	→
Quarter ending December 2017	2,776	→
Quarter ending March 2018	2,766	→
Variance since March 2017	(1.0%)	↓



ACTIVITY

Cumulative percentage of contracted UDA delivered 2017 & 2018



Month	Adjusted Scheduled Activity (UDA)	
	2017	2018
April	257	233
May	755	730
June	1,060	950
July	1,669	1,643
August	2,225	2,184
September	2,711	2,616
October	3,251	3,143
November	3,746	3,636
December	4,322	4,217
January	4,783	4,677
February	5,371	5,244
March	5,986	5,724
April	6,267	
May	6,270	
June	6,270	

QUALITY

	Quantity	Base Number	Contract	AT	Region	England
% of FP17s for the same patient ID Re-attending within 3 months - Children	41	872	4.7%	10.9%	11.6%	11.9%
% of FP17s for the same patient ID Re-attending within 3 months - Adults	263	2,767	9.5%	14.7%	15.4%	16.0%
% of FP17s for the same patient ID Re-attending between 3 & 9 months - Children	561	872	64.3%	57.2%	59.4%	58.3%
% of FP17s for the same patient ID Re-attending between 3 & 9 months - Adults	1,631	2,767	58.9%	48.1%	51.3%	50.3%
% of FP17s for Band 1 Urgent Courses	207	3,489	5.9%	8.7%	8.0%	9.1%
% of FP17s Relating to Free Repair or Replacements	5	3,489	0.1%	0.7%	0.8%	0.8%
% of FP17s Relating to Continuations	10	3,489	0.3%	0.9%	1.0%	1.0%
% of Patients satisfied with the dentistry they have received	1	2	N/A	91.3%	91.7%	91.5%
% of Patients satisfied with the time they had to wait for an appointment	2	2	N/A	86.9%	88.3%	87.9%

* This is based on patients treated on this contract for their most recent course of treatment. Figures in italics indicate the base number of FP17s or Patient Questionnaire responses are less than 100. N/A is shown where the base number of responses is less than 10 during the period. % is calculated as Quantity/Base number*100

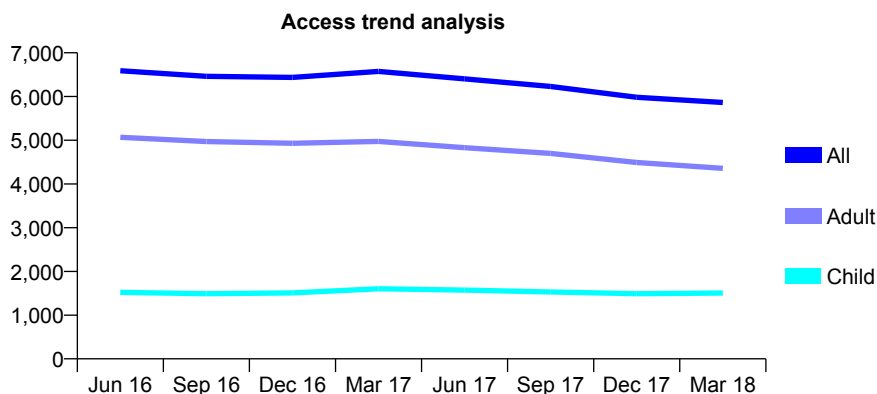
Q58 - Vital Signs At a Glance Contract Report for 153052/0002 - March 2018

Name or company name	Dentalcare (Southern) Limited
Contract type name	PDS Contract
Purpose of contract	General
Contract start date	01/04/2013
Contract end date	31/03/2023

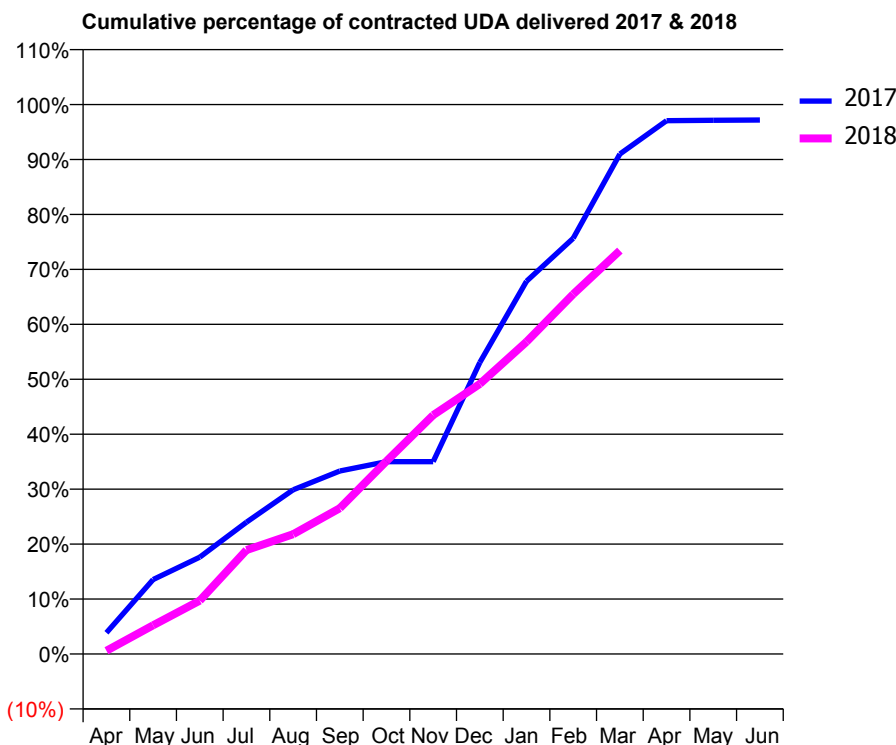
17/18 Contracted general activity (UDA)	15,000
Carry forward general activity (UDA)	423
17/18 Contracted orthodontic activity (UOA)	0
Carry forward orthodontic activity (UOA)	0
Baseline contract value	£361,781.31

ACCESS*

Patients seen in 24 months	Total	Change since previous quarter
Quarter ending March 2017	6,576	
Quarter ending June 2017	6,404	↓
Quarter ending September 2017	6,229	↓
Quarter ending December 2017	5,983	↓
Quarter ending March 2018	5,864	↓
Variance since March 2017	(10.8%)	↓



ACTIVITY



Month	Adjusted Scheduled Activity (UDA)	
	2017	2018
April	580	90
May	2,032	783
June	2,644	1,456
July	3,597	2,838
August	4,484	3,271
September	4,996	3,979
October	5,252	5,264
November	5,252	6,520
December	7,958	7,375
January	10,177	8,524
February	11,348	9,822
March	13,647	11,013
April	14,559	
May	14,568	
June	14,577	

QUALITY

	Quantity	Base Number	Contract	AT	Region	England
% of FP17s for the same patient ID Re-attending within 3 months - Children	112	1,872	6.0%	10.9%	11.6%	11.9%
% of FP17s for the same patient ID Re-attending within 3 months - Adults	520	5,044	10.3%	14.7%	15.4%	16.0%
% of FP17s for the same patient ID Re-attending between 3 & 9 months - Children	998	1,872	53.3%	57.2%	59.4%	58.3%
% of FP17s for the same patient ID Re-attending between 3 & 9 months - Adults	2,620	5,044	51.9%	48.1%	51.3%	50.3%
% of FP17s for Band 1 Urgent Courses	628	6,487	9.7%	8.7%	8.0%	9.1%
% of FP17s Relating to Free Repair or Replacements	48	6,487	0.7%	0.7%	0.8%	0.8%
% of FP17s Relating to Continuations	18	6,487	0.3%	0.9%	1.0%	1.0%
% of Patients satisfied with the dentistry they have received	2	2	N/A	91.3%	91.7%	91.5%
% of Patients satisfied with the time they had to wait for an appointment	1	2	N/A	86.9%	88.3%	87.9%

* This is based on patients treated on this contract for their most recent course of treatment. Figures in italics indicate the base number of FP17s or Patient Questionnaire responses are less than 100. N/A is shown where the base number of responses is less than 10 during the period. % is calculated as Quantity/Base number*100

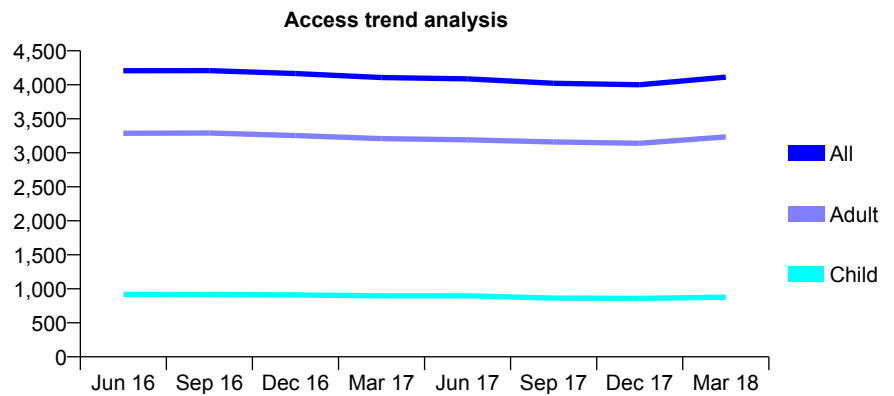
Q58 - Vital Signs At a Glance Contract Report for 154571/0001 - March 2018

Name or company name	Cheshunt Dental Care
Contract type name	GDS Contract
Purpose of contract	General
Contract start date	01/04/2007
Contract end date	

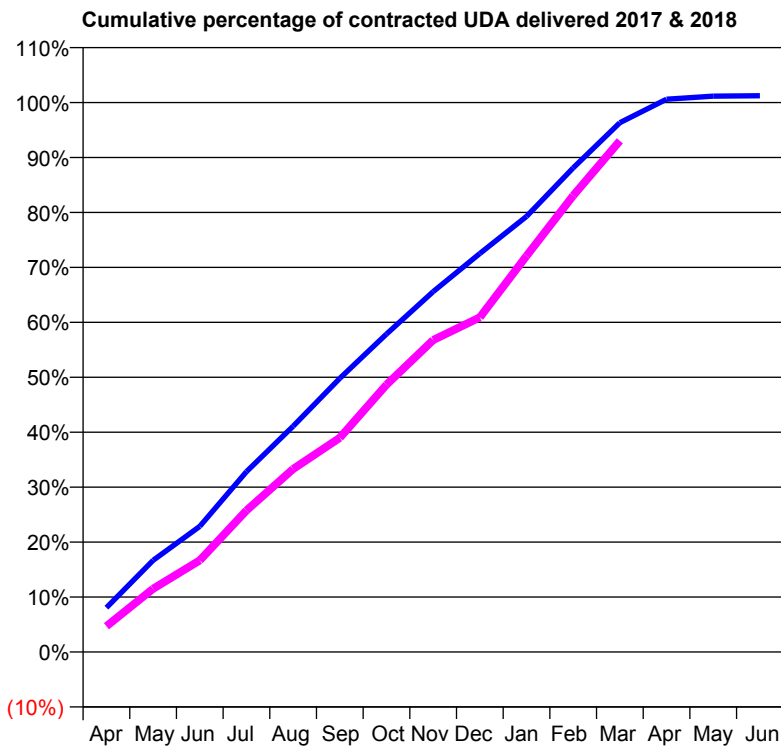
17/18 Contracted general activity (UDA)	15,790
Carry forward general activity (UDA)	-195
17/18 Contracted orthodontic activity (UOA)	0
Carry forward orthodontic activity (UOA)	0
Baseline contract value	£494,800.80

ACCESS*

Patients seen in 24 months	Total	Change since previous quarter
Quarter ending March 2017	4,107	
Quarter ending June 2017	4,088	→
Quarter ending September 2017	4,023	↓
Quarter ending December 2017	4,000	→
Quarter ending March 2018	4,113	↑
Variance since March 2017	0.1%	→



ACTIVITY



Month	Adjusted Scheduled Activity (UDA)	
	2017	2018
April	1,275	740
May	2,633	1,817
June	3,610	2,635
July	5,183	4,068
August	6,491	5,259
September	7,863	6,157
October	9,136	7,681
November	10,353	8,965
December	11,453	9,616
January	12,517	11,381
February	13,910	13,114
March	15,212	14,688
April	15,885	
May	15,972	
June	15,984	

QUALITY

	Quantity	Base Number	Contract	AT	Region	England
% of FP17s for the same patient ID Re-attending within 3 months - Children	119	1,302	9.1%	10.9%	11.6%	11.9%
% of FP17s for the same patient ID Re-attending within 3 months - Adults	629	4,104	15.3%	14.7%	15.4%	16.0%
% of FP17s for the same patient ID Re-attending between 3 & 9 months - Children	595	1,302	45.7%	57.2%	59.4%	58.3%
% of FP17s for the same patient ID Re-attending between 3 & 9 months - Adults	1,679	4,104	40.9%	48.1%	51.3%	50.3%
% of FP17s for Band 1 Urgent Courses	614	5,166	11.9%	8.7%	8.0%	9.1%
% of FP17s Relating to Free Repair or Replacements	64	5,166	1.2%	0.7%	0.8%	0.8%
% of FP17s Relating to Continuations	12	5,166	0.2%	0.9%	1.0%	1.0%
% of Patients satisfied with the dentistry they have received	2	2	N/A	91.3%	91.7%	91.5%
% of Patients satisfied with the time they had to wait for an appointment	2	2	N/A	86.9%	88.3%	87.9%

* This is based on patients treated on this contract for their most recent course of treatment. Figures in italics indicate the base number of FP17s or Patient Questionnaire responses are less than 100. N/A is shown where the base number of responses is less than 10 during the period. % is calculated as Quantity/Base number*100

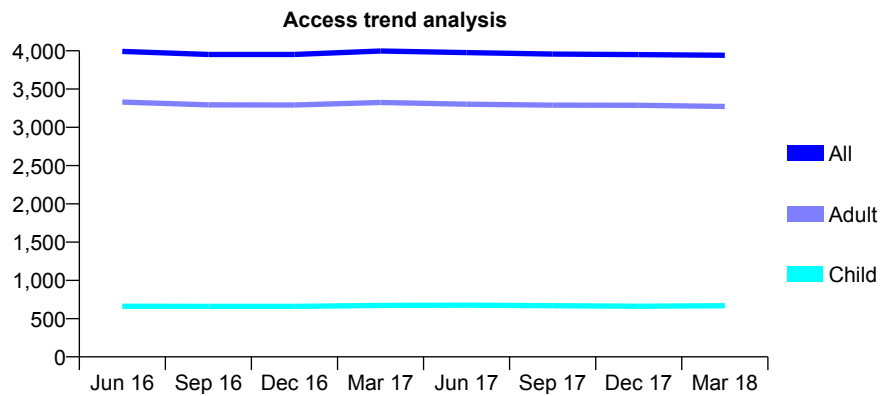
Q58 - Vital Signs At a Glance Contract Report for 154598/0001 - March 2018

Name or company name	Broxbourne Dental Smile Clinic
Contract type name	GDS Contract
Purpose of contract	General
Contract start date	01/12/2010
Contract end date	

17/18 Contracted general activity (UDA)	10,484
Carry forward general activity (UDA)	-4
17/18 Contracted orthodontic activity (UOA)	0
Carry forward orthodontic activity (UOA)	0
Baseline contract value	£294,897.54

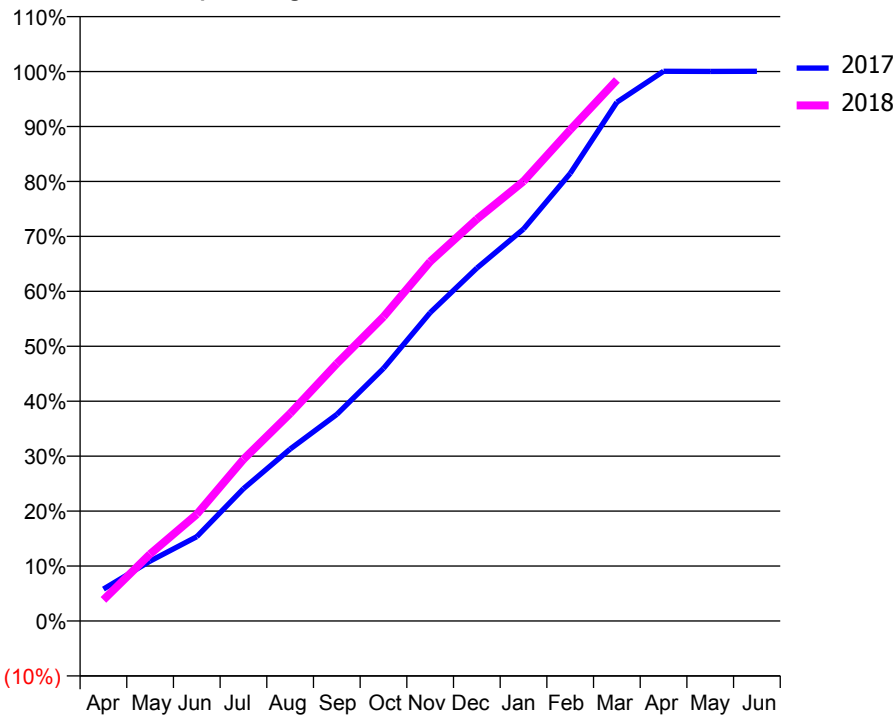
ACCESS*

Patients seen in 24 months	Total	Change since previous quarter
Quarter ending March 2017	3,997	
Quarter ending June 2017	3,977	→
Quarter ending September 2017	3,958	→
Quarter ending December 2017	3,950	→
Quarter ending March 2018	3,941	→
Variance since March 2017	(1.4%)	↓



ACTIVITY

Cumulative percentage of contracted UDA delivered 2017 & 2018



Month	Adjusted Scheduled Activity (UDA)	
	2017	2018
April	610	402
May	1,143	1,279
June	1,608	2,036
July	2,526	3,086
August	3,281	3,961
September	3,943	4,912
October	4,821	5,805
November	5,883	6,857
December	6,734	7,667
January	7,479	8,390
February	8,538	9,372
March	9,898	10,323
April	10,488	
May	10,486	
June	10,488	

QUALITY

	Quantity	Base Number	Contract	AT	Region	England
% of FP17s for the same patient ID Re-attending within 3 months - Children	72	1,043	6.9%	10.9%	11.6%	11.9%
% of FP17s for the same patient ID Re-attending within 3 months - Adults	667	4,793	13.9%	14.7%	15.4%	16.0%
% of FP17s for the same patient ID Re-attending between 3 & 9 months - Children	630	1,043	60.4%	57.2%	59.4%	58.3%
% of FP17s for the same patient ID Re-attending between 3 & 9 months - Adults	2,860	4,793	59.7%	48.1%	51.3%	50.3%
% of FP17s for Band 1 Urgent Courses	455	5,592	8.1%	8.7%	8.0%	9.1%
% of FP17s Relating to Free Repair or Replacements	60	5,592	1.1%	0.7%	0.8%	0.8%
% of FP17s Relating to Continuations	60	5,592	1.1%	0.9%	1.0%	1.0%
% of Patients satisfied with the dentistry they have received	10	11	90.9%	91.3%	91.7%	91.5%
% of Patients satisfied with the time they had to wait for an appointment	9	11	81.8%	86.9%	88.3%	87.9%

* This is based on patients treated on this contract for their most recent course of treatment. Figures in italics indicate the base number of FP17s or Patient Questionnaire responses are less than 100. N/A is shown where the base number of responses is less than 10 during the period. % is calculated as Quantity/Base number*100

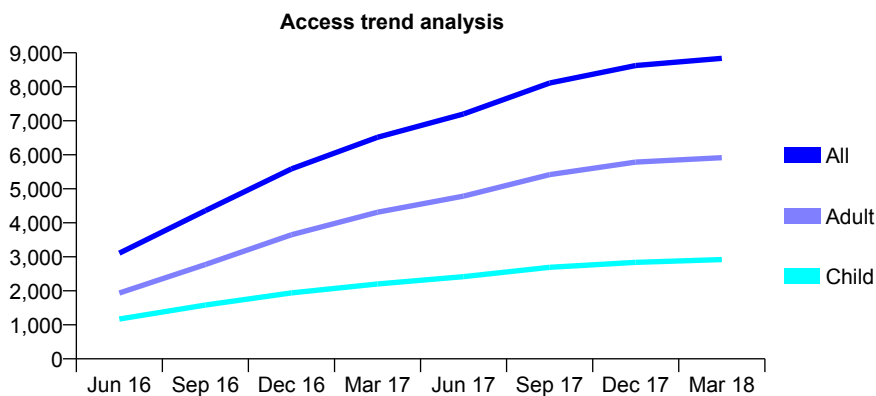
Q58 - Vital Signs At a Glance Contract Report for 154709/0001 - March 2018

Name or company name	Citident Dental Centre
Contract type name	GDS Contract
Purpose of contract	General
Contract start date	01/12/2015
Contract end date	

17/18 Contracted general activity (UDA)	24,141
Carry forward general activity (UDA)	228
17/18 Contracted orthodontic activity (UOA)	0
Carry forward orthodontic activity (UOA)	0
Baseline contract value	£644,188.15

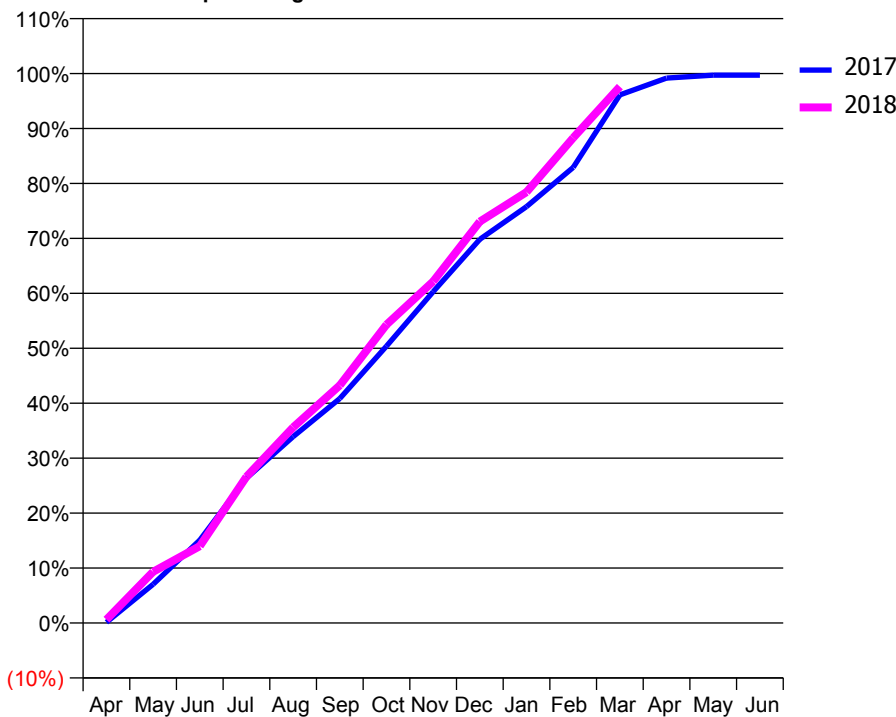
ACCESS*

Patients seen in 24 months	Total	Change since previous quarter
Quarter ending March 2017	6,516	
Quarter ending June 2017	7,201	↑
Quarter ending September 2017	8,110	↑
Quarter ending December 2017	8,625	↑
Quarter ending March 2018	8,837	↑
Variance since March 2017	35.6%	↑



ACTIVITY

Cumulative percentage of contracted UDA delivered 2017 & 2018



Month	Adjusted Scheduled Activity (UDA)	
	2017	2018
April	34	152
May	1,700	2,254
June	3,639	3,378
July	6,367	6,428
August	8,190	8,596
September	9,860	10,443
October	12,165	13,106
November	14,557	15,004
December	16,857	17,636
January	18,292	18,933
February	20,012	21,316
March	23,202	23,567
April	23,942	
May	24,067	
June	24,069	

QUALITY

	Quantity	Base Number	Contract	AT	Region	England
% of FP17s for the same patient ID Re-attending within 3 months - Children	176	3,465	5.1%	10.9%	11.6%	11.9%
% of FP17s for the same patient ID Re-attending within 3 months - Adults	979	6,596	14.8%	14.7%	15.4%	16.0%
% of FP17s for the same patient ID Re-attending between 3 & 9 months - Children	1,399	3,465	40.4%	57.2%	59.4%	58.3%
% of FP17s for the same patient ID Re-attending between 3 & 9 months - Adults	2,505	6,596	38.0%	48.1%	51.3%	50.3%
% of FP17s for Band 1 Urgent Courses	822	9,762	8.4%	8.7%	8.0%	9.1%
% of FP17s Relating to Free Repair or Replacements	63	9,762	0.6%	0.7%	0.8%	0.8%
% of FP17s Relating to Continuations	30	9,762	0.3%	0.9%	1.0%	1.0%
% of Patients satisfied with the dentistry they have received	3	3	N/A	91.3%	91.7%	91.5%
% of Patients satisfied with the time they had to wait for an appointment	2	3	N/A	86.9%	88.3%	87.9%

* This is based on patients treated on this contract for their most recent course of treatment. Figures in italics indicate the base number of FP17s or Patient Questionnaire responses are less than 100. N/A is shown where the base number of responses is less than 10 during the period. % is calculated as Quantity/Base number*100

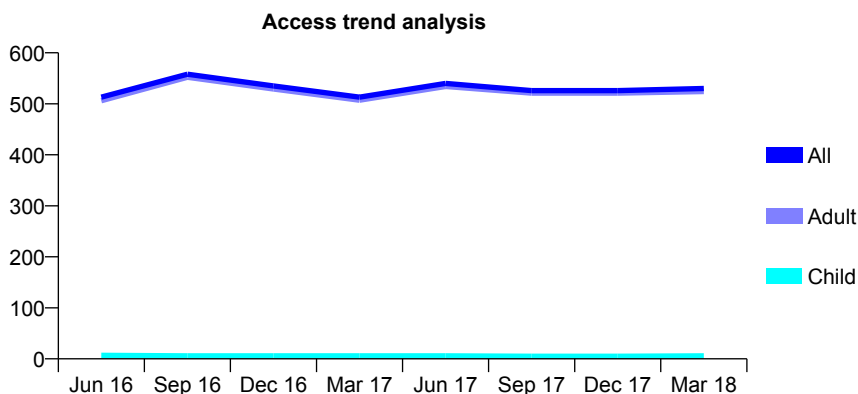
Q58 - Vital Signs At a Glance Contract Report for 154911/0003 - March 2018

Name or company name	Herts Community NHS Trust
Contract type name	PDS Contract
Purpose of contract	General
Contract start date	01/09/2014
Contract end date	31/03/2018

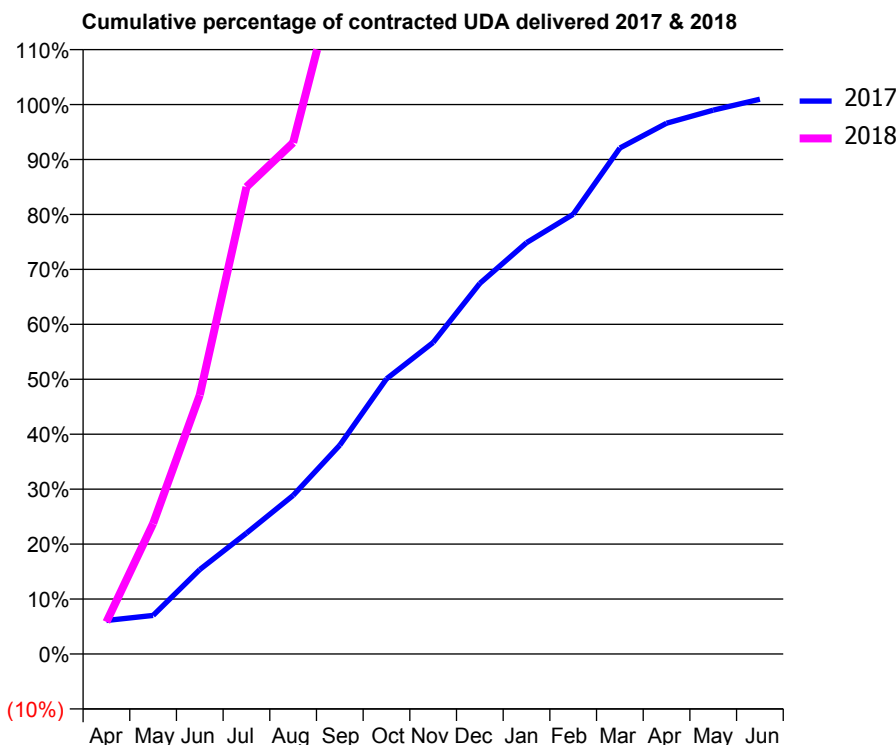
17/18 Contracted general activity (UDA)	325
Carry forward general activity (UDA)	0
17/18 Contracted orthodontic activity (UOA)	0
Carry forward orthodontic activity (UOA)	0
Baseline contract value	£56,620.71

ACCESS*

Patients seen in 24 months	Total	Change since previous quarter
Quarter ending March 2017	513	
Quarter ending June 2017	540	↑
Quarter ending September 2017	526	↓
Quarter ending December 2017	526	→
Quarter ending March 2018	530	→
Variance since March 2017	3.3%	↑



ACTIVITY



Month	Adjusted Scheduled Activity (UDA)	
	2017	2018
April	46	19
May	53	77
June	116	153
July	166	276
August	218	302
September	287	409
October	378	472
November	428	574
December	509	627
January	565	705
February	604	828
March	695	875
April	729	
May	747	
June	762	

QUALITY

	Quantity	Base Number	Contract	AT	Region	England
% of FP17s for the same patient ID Re-attending within 3 months - Children	0	8	0.0%	10.9%	11.6%	11.9%
% of FP17s for the same patient ID Re-attending within 3 months - Adults	21	349	6.0%	14.7%	15.4%	16.0%
% of FP17s for the same patient ID Re-attending between 3 & 9 months - Children	3	8	37.5%	57.2%	59.4%	58.3%
% of FP17s for the same patient ID Re-attending between 3 & 9 months - Adults	60	349	17.2%	48.1%	51.3%	50.3%
% of FP17s for Band 1 Urgent Courses	5	336	1.5%	8.7%	8.0%	9.1%
% of FP17s Relating to Free Repair or Replacements	0	336	0.0%	0.7%	0.8%	0.8%
% of FP17s Relating to Continuations	3	336	0.9%	0.9%	1.0%	1.0%
% of Patients satisfied with the dentistry they have received	1	1	N/A	91.3%	91.7%	91.5%
% of Patients satisfied with the time they had to wait for an appointment	1	1	N/A	86.9%	88.3%	87.9%

* This is based on patients treated on this contract for their most recent course of treatment. Figures in italics indicate the base number of FP17s or Patient Questionnaire responses are less than 100. N/A is shown where the base number of responses is less than 10 during the period. % is calculated as Quantity/Base number*100

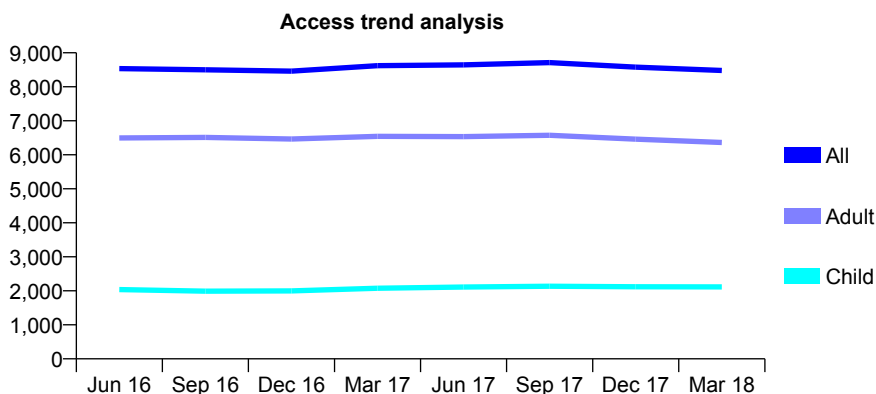
Q58 - Vital Signs At a Glance Contract Report for 155438/0003 - March 2018

Name or company name	Syteldent Ltd
Contract type name	GDS Contract
Purpose of contract	General and Orthodontic
Contract start date	01/08/2008
Contract end date	

17/18 Contracted general activity (UDA)	23,050
Carry forward general activity (UDA)	-185
17/18 Contracted orthodontic activity (UOA)	648
Carry forward orthodontic activity (UOA)	6
Baseline contract value	£623,322.50

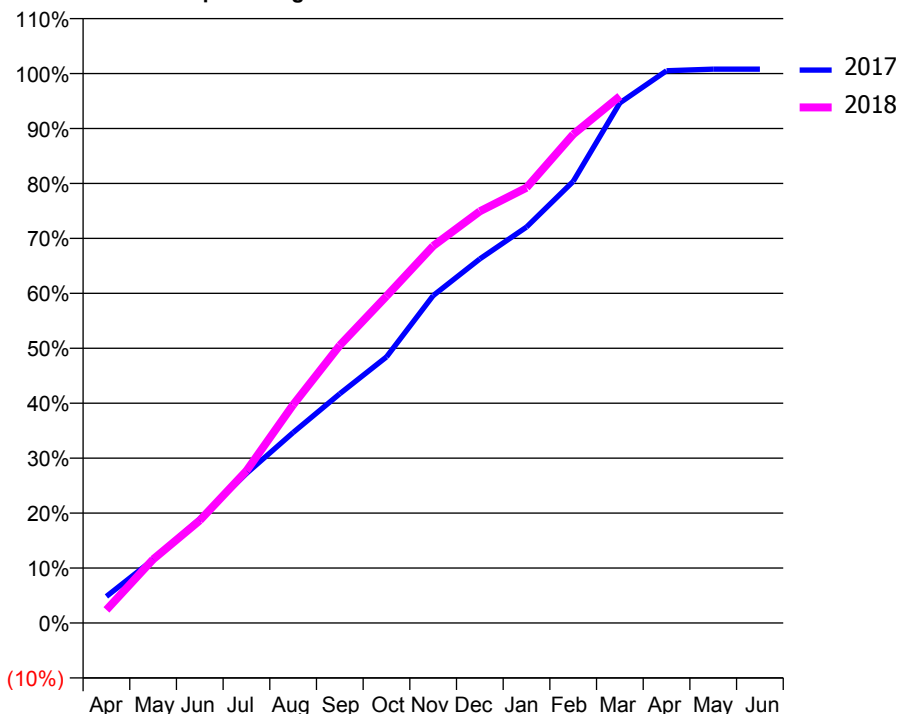
ACCESS*

Patients seen in 24 months	Total	Change since previous quarter
Quarter ending March 2017	8,621	
Quarter ending June 2017	8,645	→
Quarter ending September 2017	8,711	→
Quarter ending December 2017	8,579	↓
Quarter ending March 2018	8,479	↓
Variance since March 2017	(1.6%)	↓



ACTIVITY

Cumulative percentage of contracted UDA delivered 2017 & 2018



Month	Adjusted Scheduled Activity (UDA)	
	2017	2018
April	1,114	550
May	2,658	2,670
June	4,368	4,307
July	6,274	6,384
August	7,990	9,156
September	9,618	11,650
October	11,165	13,712
November	13,735	15,814
December	15,270	17,268
January	16,607	18,258
February	18,524	20,495
March	21,819	22,098
April	23,166	
May	23,235	
June	23,235	

QUALITY

	Quantity	Base Number	Contract	AT	Region	England
% of FP17s for the same patient ID Re-attending within 3 months - Children	246	2,762	8.9%	10.9%	11.6%	11.9%
% of FP17s for the same patient ID Re-attending within 3 months - Adults	1,215	7,374	16.5%	14.7%	15.4%	16.0%
% of FP17s for the same patient ID Re-attending between 3 & 9 months - Children	1,215	2,762	44.0%	57.2%	59.4%	58.3%
% of FP17s for the same patient ID Re-attending between 3 & 9 months - Adults	2,703	7,374	36.7%	48.1%	51.3%	50.3%
% of FP17s for Band 1 Urgent Courses	1,160	9,490	12.2%	8.7%	8.0%	9.1%
% of FP17s Relating to Free Repair or Replacements	49	9,490	0.5%	0.7%	0.8%	0.8%
% of FP17s Relating to Continuations	221	9,490	2.3%	0.9%	1.0%	1.0%
% of Patients satisfied with the dentistry they have received	7	7	N/A	91.3%	91.7%	91.5%
% of Patients satisfied with the time they had to wait for an appointment	7	7	N/A	86.9%	88.3%	87.9%

* This is based on patients treated on this contract for their most recent course of treatment. Figures in italics indicate the base number of FP17s or Patient Questionnaire responses are less than 100. N/A is shown where the base number of responses is less than 10 during the period. % is calculated as Quantity/Base number*100

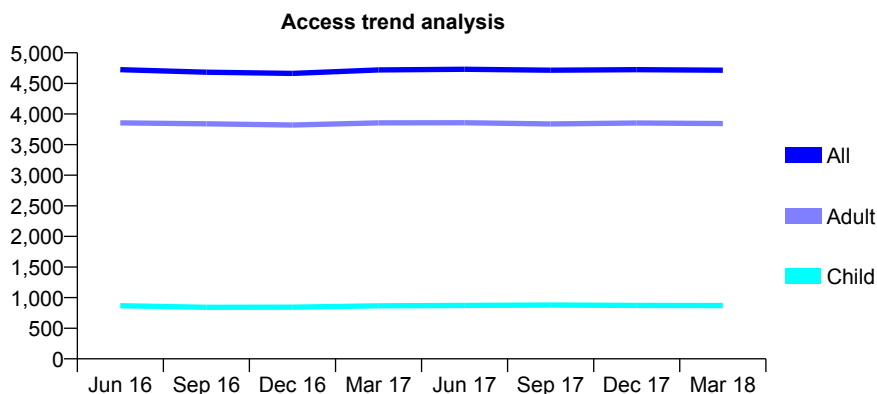
Q58 - Vital Signs At a Glance Contract Report for 156302/0001 - March 2018

Name or company name	A P Smith & A J Luck
Contract type name	GDS Contract
Purpose of contract	General
Contract start date	01/08/2010
Contract end date	

17/18 Contracted general activity (UDA)	12,300
Carry forward general activity (UDA)	0
17/18 Contracted orthodontic activity (UOA)	0
Carry forward orthodontic activity (UOA)	0
Baseline contract value	£325,286.02

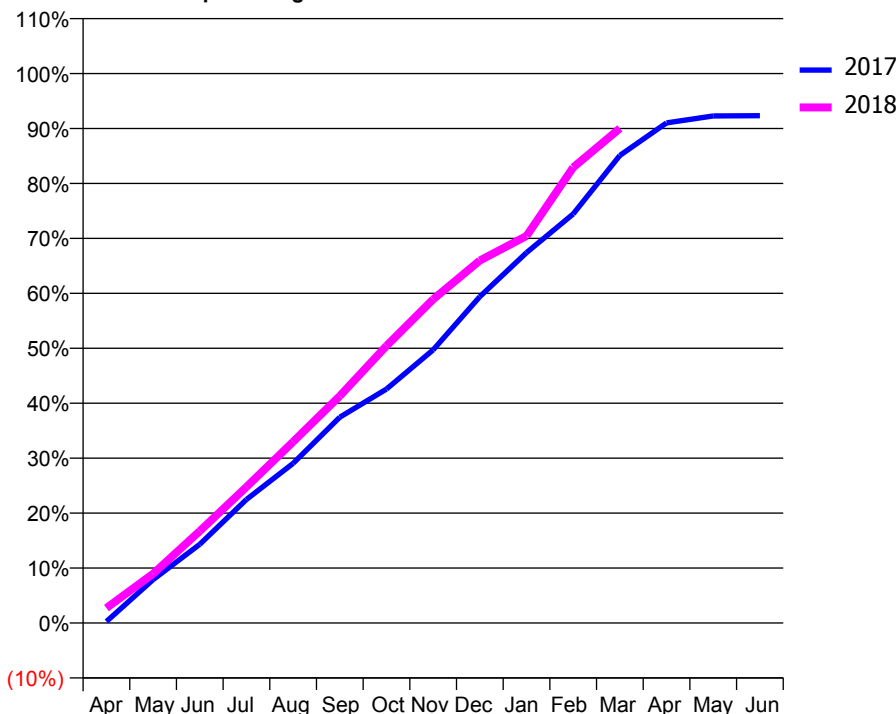
ACCESS*

Patients seen in 24 months	Total	Change since previous quarter
Quarter ending March 2017	4,721	
Quarter ending June 2017	4,730	→
Quarter ending September 2017	4,715	→
Quarter ending December 2017	4,724	→
Quarter ending March 2018	4,715	→
Variance since March 2017	(0.1%)	→



ACTIVITY

Cumulative percentage of contracted UDA delivered 2017 & 2018



Month	Adjusted Scheduled Activity (UDA)	
	2017	2018
April	33	337
May	970	1,103
June	1,763	2,058
July	2,766	3,047
August	3,574	4,057
September	4,608	5,083
October	5,236	6,204
November	6,115	7,244
December	7,304	8,115
January	8,291	8,663
February	9,156	10,199
March	10,465	11,072
April	11,194	
May	11,351	
June	11,355	

QUALITY

	Quantity	Base Number	Contract	AT	Region	England
% of FP17s for the same patient ID Re-attending within 3 months - Children	115	1,369	8.4%	10.9%	11.6%	11.9%
% of FP17s for the same patient ID Re-attending within 3 months - Adults	1,030	6,174	16.7%	14.7%	15.4%	16.0%
% of FP17s for the same patient ID Re-attending between 3 & 9 months - Children	850	1,369	62.1%	57.2%	59.4%	58.3%
% of FP17s for the same patient ID Re-attending between 3 & 9 months - Adults	3,691	6,174	59.8%	48.1%	51.3%	50.3%
% of FP17s for Band 1 Urgent Courses	489	6,158	7.9%	8.7%	8.0%	9.1%
% of FP17s Relating to Free Repair or Replacements	71	6,158	1.2%	0.7%	0.8%	0.8%
% of FP17s Relating to Continuations	51	6,158	0.8%	0.9%	1.0%	1.0%
% of Patients satisfied with the dentistry they have received	8	8	N/A	91.3%	91.7%	91.5%
% of Patients satisfied with the time they had to wait for an appointment	8	8	N/A	86.9%	88.3%	87.9%

* This is based on patients treated on this contract for their most recent course of treatment. Figures in italics indicate the base number of FP17s or Patient Questionnaire responses are less than 100. N/A is shown where the base number of responses is less than 10 during the period. % is calculated as Quantity/Base number*100

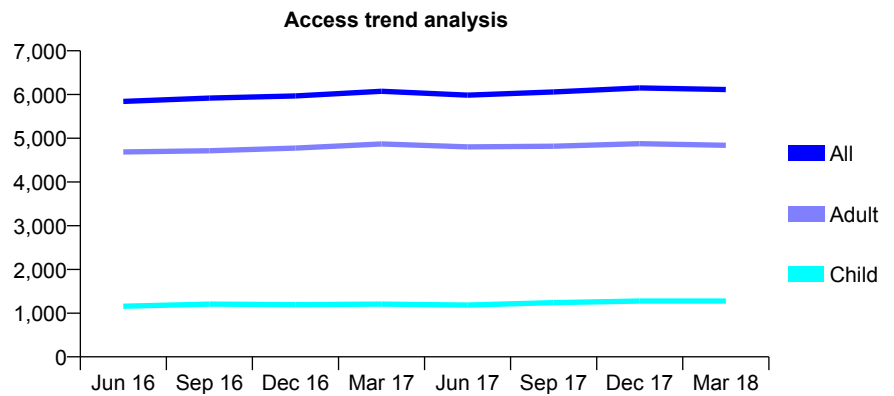
Q58 - Vital Signs At a Glance Contract Report for 158305/0001 - March 2018

Name or company name	Chrysalis Dental Practice Ltd
Contract type name	GDS Contract
Purpose of contract	General
Contract start date	01/08/2011
Contract end date	

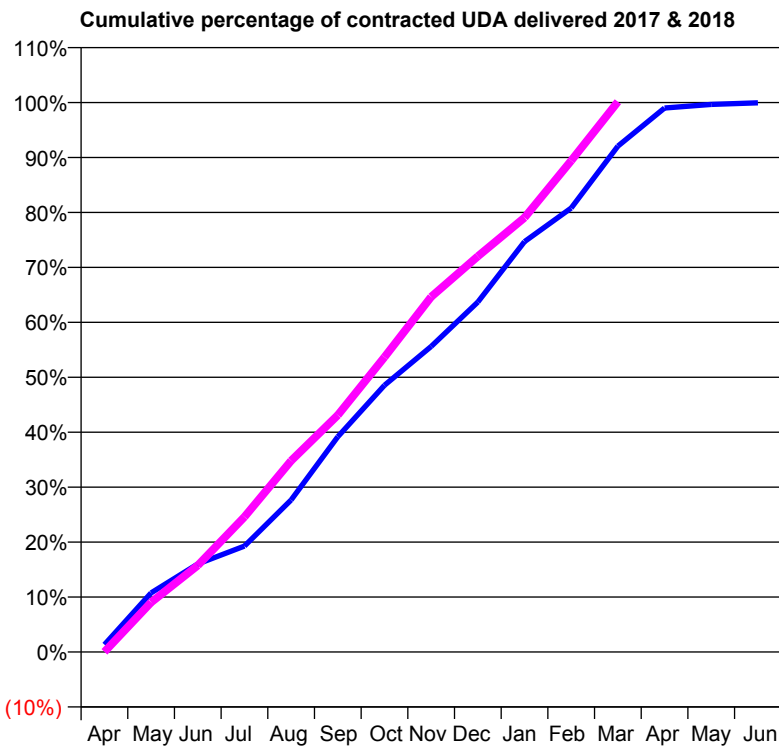
17/18 Contracted general activity (UDA)	13,276
Carry forward general activity (UDA)	7
17/18 Contracted orthodontic activity (UOA)	0
Carry forward orthodontic activity (UOA)	0
Baseline contract value	£343,177.00

ACCESS*

Patients seen in 24 months	Total	Change since previous quarter
Quarter ending March 2017	6,075	
Quarter ending June 2017	5,986	↓
Quarter ending September 2017	6,058	→
Quarter ending December 2017	6,151	→
Quarter ending March 2018	6,115	→
Variance since March 2017	0.7%	→



ACTIVITY



Month	Adjusted Scheduled Activity (UDA)	
	2017	2018
April	179	5
May	1,430	1,202
June	2,129	2,091
July	2,559	3,266
August	3,675	4,622
September	5,201	5,723
October	6,445	7,125
November	7,383	8,580
December	8,457	9,560
January	9,916	10,496
February	10,727	11,871
March	12,221	13,295
April	13,142	
May	13,229	
June	13,269	

QUALITY

	Quantity	Base Number	Contract	AT	Region	England
% of FP17s for the same patient ID Re-attending within 3 months - Children	110	1,652	6.7%	10.9%	11.6%	11.9%
% of FP17s for the same patient ID Re-attending within 3 months - Adults	1,039	6,455	16.1%	14.7%	15.4%	16.0%
% of FP17s for the same patient ID Re-attending between 3 & 9 months - Children	826	1,652	50.0%	57.2%	59.4%	58.3%
% of FP17s for the same patient ID Re-attending between 3 & 9 months - Adults	3,265	6,455	50.6%	48.1%	51.3%	50.3%
% of FP17s for Band 1 Urgent Courses	671	7,294	9.2%	8.7%	8.0%	9.1%
% of FP17s Relating to Free Repair or Replacements	38	7,294	0.5%	0.7%	0.8%	0.8%
% of FP17s Relating to Continuations	8	7,294	0.1%	0.9%	1.0%	1.0%
% of Patients satisfied with the dentistry they have received	7	8	N/A	91.3%	91.7%	91.5%
% of Patients satisfied with the time they had to wait for an appointment	7	8	N/A	86.9%	88.3%	87.9%

* This is based on patients treated on this contract for their most recent course of treatment. Figures in italics indicate the base number of FP17s or Patient Questionnaire responses are less than 100. N/A is shown where the base number of responses is less than 10 during the period. % is calculated as Quantity/Base number*100

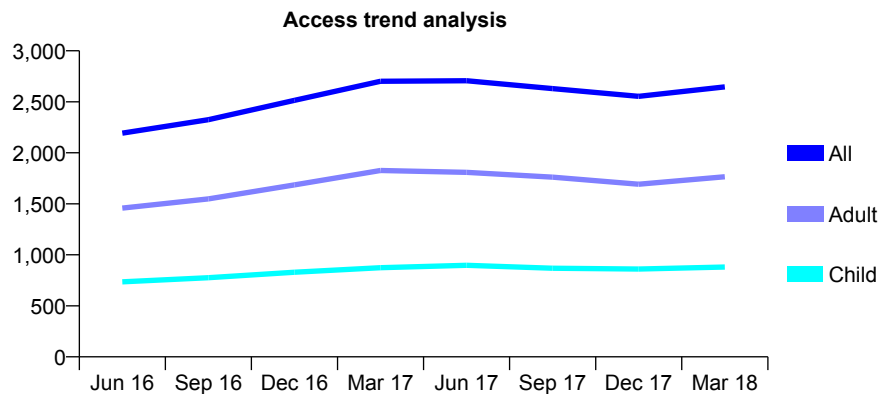
Q58 - Vital Signs At a Glance Contract Report for 158704/0001 - March 2018

Name or company name	Ivory Dental Clinic
Contract type name	GDS Contract
Purpose of contract	General
Contract start date	01/04/2015
Contract end date	

17/18 Contracted general activity (UDA)	6,292
Carry forward general activity (UDA)	0
17/18 Contracted orthodontic activity (UOA)	0
Carry forward orthodontic activity (UOA)	0
Baseline contract value	£182,157.99

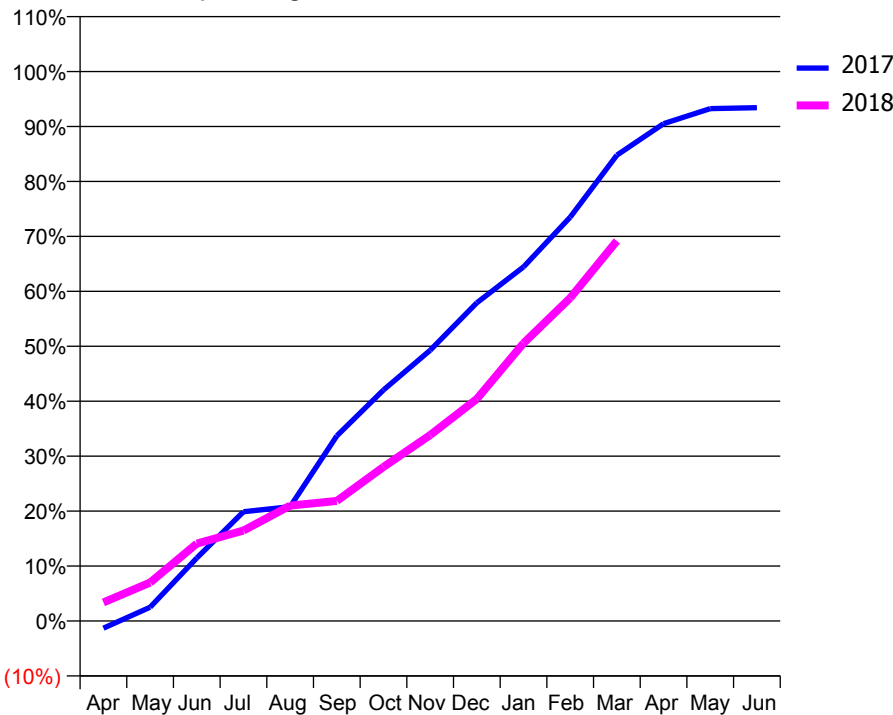
ACCESS*

Patients seen in 24 months	Total	Change since previous quarter
Quarter ending March 2017	2,701	
Quarter ending June 2017	2,707	→
Quarter ending September 2017	2,630	↓
Quarter ending December 2017	2,553	↓
Quarter ending March 2018	2,647	↑
Variance since March 2017	(2.0%)	↓



ACTIVITY

Cumulative percentage of contracted UDA delivered 2017 & 2018



Month	Adjusted Scheduled Activity (UDA)	
	2017	2018
April	-83	213
May	159	441
June	722	887
July	1,252	1,036
August	1,309	1,322
September	2,121	1,375
October	2,645	1,764
November	3,100	2,130
December	3,643	2,544
January	4,054	3,182
February	4,624	3,698
March	5,334	4,352
April	5,694	
May	5,867	
June	5,877	

QUALITY

	Quantity	Base Number	Contract	AT	Region	England
% of FP17s for the same patient ID Re-attending within 3 months - Children	54	911	5.9%	10.9%	11.6%	11.9%
% of FP17s for the same patient ID Re-attending within 3 months - Adults	211	1,735	12.2%	14.7%	15.4%	16.0%
% of FP17s for the same patient ID Re-attending between 3 & 9 months - Children	327	911	35.9%	57.2%	59.4%	58.3%
% of FP17s for the same patient ID Re-attending between 3 & 9 months - Adults	627	1,735	36.1%	48.1%	51.3%	50.3%
% of FP17s for Band 1 Urgent Courses	229	2,413	9.5%	8.7%	8.0%	9.1%
% of FP17s Relating to Free Repair or Replacements	8	2,413	0.3%	0.7%	0.8%	0.8%
% of FP17s Relating to Continuations	51	2,413	2.1%	0.9%	1.0%	1.0%
% of Patients satisfied with the dentistry they have received	1	1	N/A	91.3%	91.7%	91.5%
% of Patients satisfied with the time they had to wait for an appointment	1	1	N/A	86.9%	88.3%	87.9%

* This is based on patients treated on this contract for their most recent course of treatment. Figures in italics indicate the base number of FP17s or Patient Questionnaire responses are less than 100. N/A is shown where the base number of responses is less than 10 during the period. % is calculated as Quantity/Base number*100

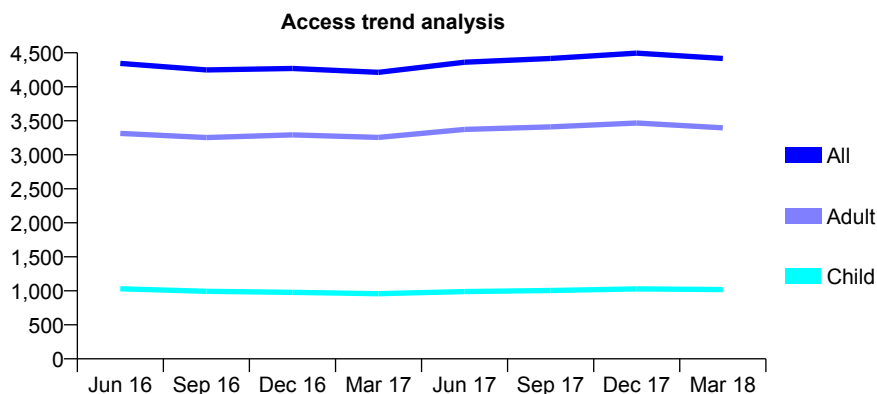
Q58 - Vital Signs At a Glance Contract Report for 159719/0001 - March 2018

Name or company name	Stanstead Abbots Dental Care
Contract type name	GDS Contract
Purpose of contract	General
Contract start date	01/12/2008
Contract end date	

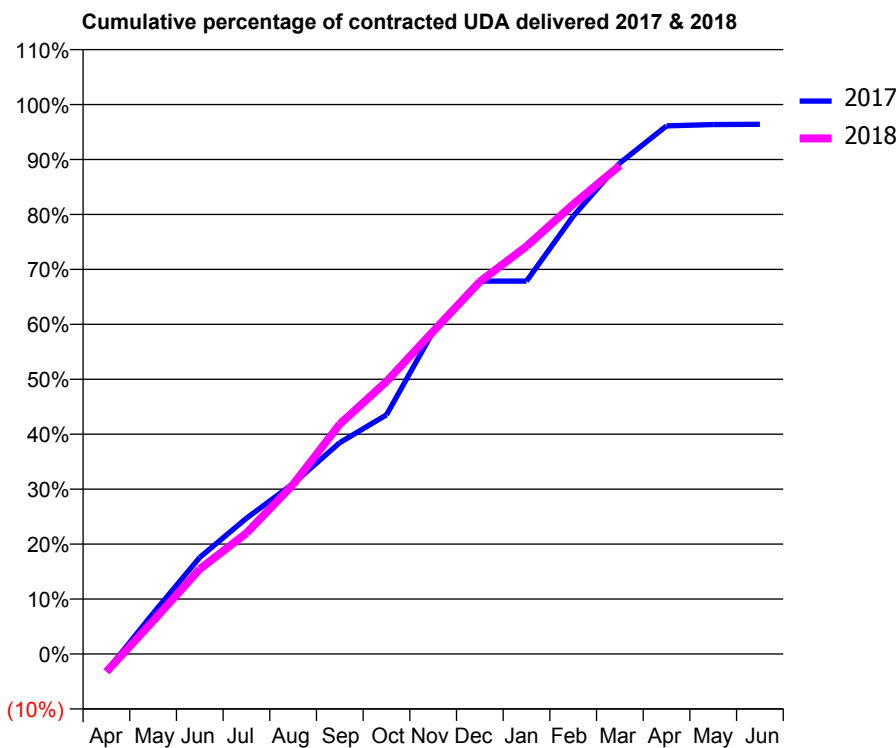
17/18 Contracted general activity (UDA)	11,336
Carry forward general activity (UDA)	410
17/18 Contracted orthodontic activity (UOA)	0
Carry forward orthodontic activity (UOA)	0
Baseline contract value	£261,818.77

ACCESS*

Patients seen in 24 months	Total	Change since previous quarter
Quarter ending March 2017	4,213	
Quarter ending June 2017	4,362	↑
Quarter ending September 2017	4,416	→
Quarter ending December 2017	4,496	→
Quarter ending March 2018	4,416	↓
Variance since March 2017	4.8%	↑



ACTIVITY



Month	Adjusted Scheduled Activity (UDA)	
	2017	2018
April	-359	-366
May	840	681
June	1,993	1,753
July	2,803	2,493
August	3,515	3,498
September	4,361	4,745
October	4,934	5,622
November	6,653	6,655
December	7,693	7,681
January	7,693	8,412
February	9,033	9,278
March	10,130	10,077
April	10,896	
May	10,922	
June	10,927	

QUALITY

	Quantity	Base Number	Contract	AT	Region	England
% of FP17s for the same patient ID Re-attending within 3 months - Children	148	1,553	9.5%	10.9%	11.6%	11.9%
% of FP17s for the same patient ID Re-attending within 3 months - Adults	825	4,787	17.2%	14.7%	15.4%	16.0%
% of FP17s for the same patient ID Re-attending between 3 & 9 months - Children	805	1,553	51.8%	57.2%	59.4%	58.3%
% of FP17s for the same patient ID Re-attending between 3 & 9 months - Adults	2,153	4,787	45.0%	48.1%	51.3%	50.3%
% of FP17s for Band 1 Urgent Courses	547	4,754	11.5%	8.7%	8.0%	9.1%
% of FP17s Relating to Free Repair or Replacements	40	4,754	0.8%	0.7%	0.8%	0.8%
% of FP17s Relating to Continuations	60	4,754	1.3%	0.9%	1.0%	1.0%
% of Patients satisfied with the dentistry they have received	3	3	N/A	91.3%	91.7%	91.5%
% of Patients satisfied with the time they had to wait for an appointment	3	3	N/A	86.9%	88.3%	87.9%

* This is based on patients treated on this contract for their most recent course of treatment. Figures in italics indicate the base number of FP17s or Patient Questionnaire responses are less than 100. N/A is shown where the base number of responses is less than 10 during the period. % is calculated as Quantity/Base number*100

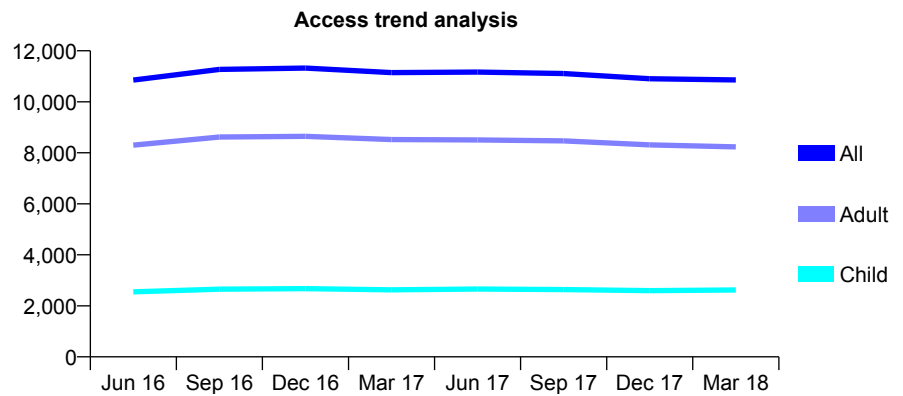
Q58 - Vital Signs At a Glance Contract Report for 160644/0001 - March 2018

Name or company name	Mr K Hanji and Mr V Vipin
Contract type name	GDS Contract
Purpose of contract	General
Contract start date	16/07/2014
Contract end date	

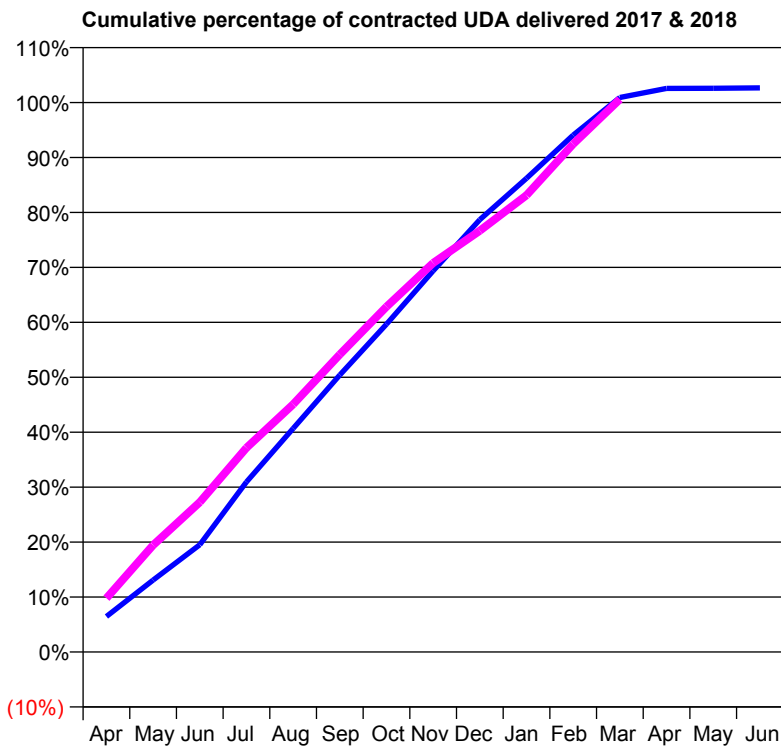
17/18 Contracted general activity (UDA)	30,486
Carry forward general activity (UDA)	-610
17/18 Contracted orthodontic activity (UOA)	0
Carry forward orthodontic activity (UOA)	0
Baseline contract value	£946,414.03

ACCESS*

Patients seen in 24 months	Total	Change since previous quarter
Quarter ending March 2017	11,146	
Quarter ending June 2017	11,164	→
Quarter ending September 2017	11,107	→
Quarter ending December 2017	10,903	↓
Quarter ending March 2018	10,858	→
Variance since March 2017	(2.6%)	↓



ACTIVITY



Month	Adjusted Scheduled Activity (UDA)	
	2017	2018
April	1,975	2,982
May	3,993	5,929
June	5,952	8,312
July	9,439	11,328
August	12,406	13,743
September	15,372	16,509
October	18,186	19,159
November	21,148	21,585
December	23,988	23,376
January	26,281	25,343
February	28,676	28,181
March	30,763	30,670
April	31,265	
May	31,272	
June	31,294	

QUALITY

	Quantity	Base Number	Contract	AT	Region	England
% of FP17s for the same patient ID Re-attending within 3 months - Children	320	3,914	8.2%	10.9%	11.6%	11.9%
% of FP17s for the same patient ID Re-attending within 3 months - Adults	1,150	10,638	10.8%	14.7%	15.4%	16.0%
% of FP17s for the same patient ID Re-attending between 3 & 9 months - Children	2,254	3,914	57.6%	57.2%	59.4%	58.3%
% of FP17s for the same patient ID Re-attending between 3 & 9 months - Adults	5,769	10,638	54.2%	48.1%	51.3%	50.3%
% of FP17s for Band 1 Urgent Courses	861	14,222	6.1%	8.7%	8.0%	9.1%
% of FP17s Relating to Free Repair or Replacements	42	14,222	0.3%	0.7%	0.8%	0.8%
% of FP17s Relating to Continuations	42	14,222	0.3%	0.9%	1.0%	1.0%
% of Patients satisfied with the dentistry they have received	5	7	N/A	91.3%	91.7%	91.5%
% of Patients satisfied with the time they had to wait for an appointment	5	7	N/A	86.9%	88.3%	87.9%

* This is based on patients treated on this contract for their most recent course of treatment. Figures in italics indicate the base number of FP17s or Patient Questionnaire responses are less than 100. N/A is shown where the base number of responses is less than 10 during the period. % is calculated as Quantity/Base number*100

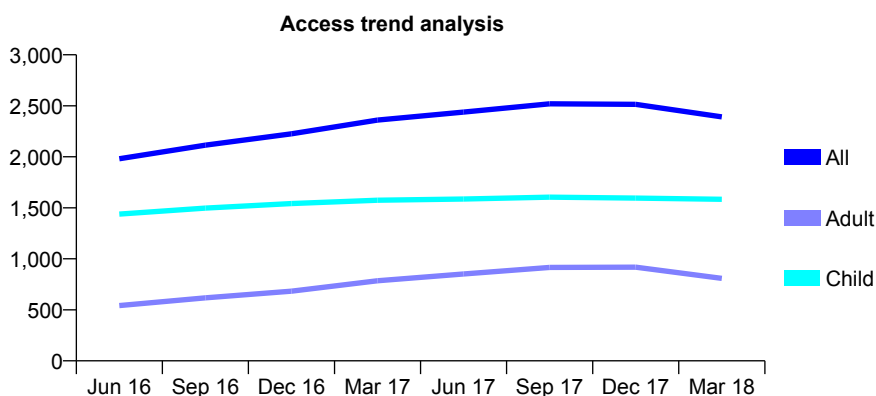
Q58 - Vital Signs At a Glance Contract Report for 160792/0001 - March 2018

Name or company name	Oxford House Dental Practice
Contract type name	GDS Contract
Purpose of contract	General
Contract start date	02/10/2015
Contract end date	

17/18 Contracted general activity (UDA)	6,000
Carry forward general activity (UDA)	-44
17/18 Contracted orthodontic activity (UOA)	0
Carry forward orthodontic activity (UOA)	0
Baseline contract value	£123,567.54

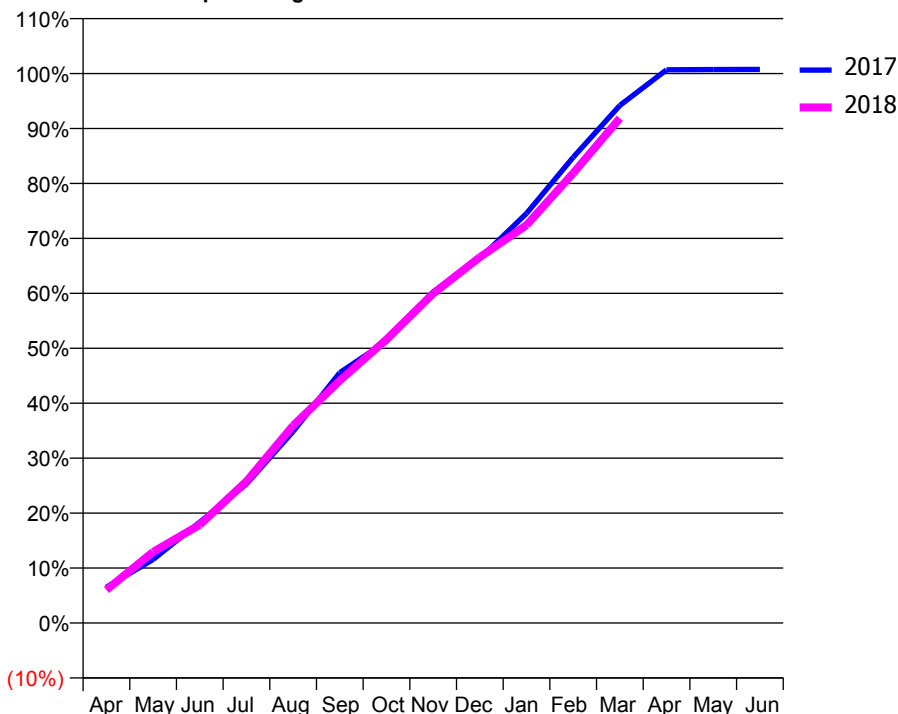
ACCESS*

Patients seen in 24 months	Total	Change since previous quarter
Quarter ending March 2017	2,360	
Quarter ending June 2017	2,438	↑
Quarter ending September 2017	2,520	↑
Quarter ending December 2017	2,514	→
Quarter ending March 2018	2,392	↓
Variance since March 2017	1.4%	→



ACTIVITY

Cumulative percentage of contracted UDA delivered 2017 & 2018



Month	Adjusted Scheduled Activity (UDA)	
	2017	2018
April	391	362
May	694	777
June	1,102	1,073
July	1,518	1,548
August	2,092	2,155
September	2,734	2,647
October	3,078	3,096
November	3,615	3,597
December	3,982	3,995
January	4,472	4,344
February	5,085	4,911
March	5,652	5,512
April	6,040	
May	6,043	
June	6,044	

QUALITY

	Quantity	Base Number	Contract	AT	Region	England
% of FP17s for the same patient ID Re-attending within 3 months - Children	201	2,928	6.9%	10.9%	11.6%	11.9%
% of FP17s for the same patient ID Re-attending within 3 months - Adults	96	741	13.0%	14.7%	15.4%	16.0%
% of FP17s for the same patient ID Re-attending between 3 & 9 months - Children	2,248	2,928	76.8%	57.2%	59.4%	58.3%
% of FP17s for the same patient ID Re-attending between 3 & 9 months - Adults	381	741	51.4%	48.1%	51.3%	50.3%
% of FP17s for Band 1 Urgent Courses	94	3,470	2.7%	8.7%	8.0%	9.1%
% of FP17s Relating to Free Repair or Replacements	1	3,470	0.0%	0.7%	0.8%	0.8%
% of FP17s Relating to Continuations	4	3,470	0.1%	0.9%	1.0%	1.0%
% of Patients satisfied with the dentistry they have received	0	0	N/A	91.3%	91.7%	91.5%
% of Patients satisfied with the time they had to wait for an appointment	0	0	N/A	86.9%	88.3%	87.9%

* This is based on patients treated on this contract for their most recent course of treatment. Figures in italics indicate the base number of FP17s or Patient Questionnaire responses are less than 100. N/A is shown where the base number of responses is less than 10 during the period. % is calculated as Quantity/Base number*100

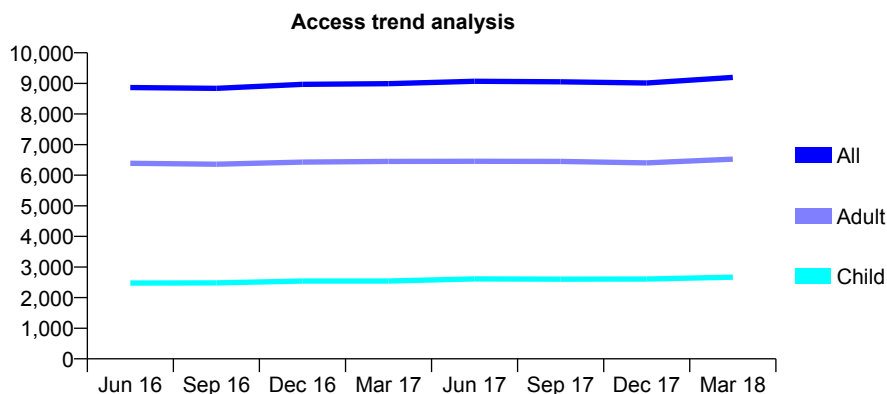
Q58 - Vital Signs At a Glance Contract Report for 160873/0001 - March 2018

Name or company name	Bramingham Dental Clinic
Contract type name	GDS Contract
Purpose of contract	General
Contract start date	01/05/2010
Contract end date	

17/18 Contracted general activity (UDA)	26,015
Carry forward general activity (UDA)	-99
17/18 Contracted orthodontic activity (UOA)	0
Carry forward orthodontic activity (UOA)	0
Baseline contract value	£723,360.01

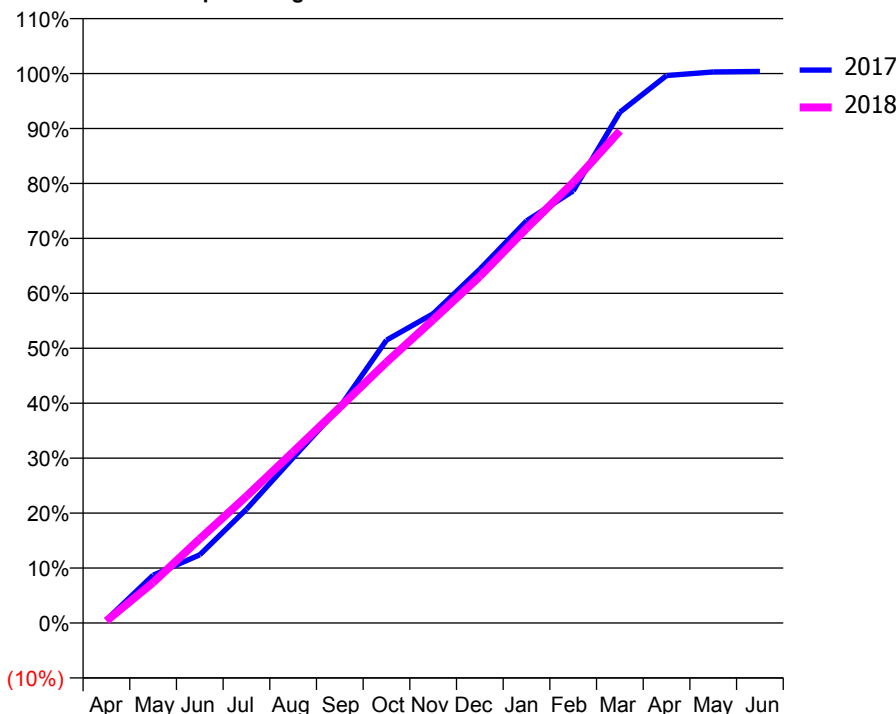
ACCESS*

Patients seen in 24 months	Total	Change since previous quarter
Quarter ending March 2017	8,991	
Quarter ending June 2017	9,068	→
Quarter ending September 2017	9,054	→
Quarter ending December 2017	9,011	→
Quarter ending March 2018	9,197	↑
Variance since March 2017	2.3%	↑



ACTIVITY

Cumulative percentage of contracted UDA delivered 2017 & 2018



Month	Adjusted Scheduled Activity (UDA)	
	2017	2018
April	152	99
May	2,263	1,915
June	3,229	3,984
July	5,387	6,003
August	7,828	8,101
September	10,222	10,212
October	13,390	12,346
November	14,642	14,360
December	16,749	16,413
January	19,035	18,685
February	20,457	20,853
March	24,184	23,298
April	25,916	
May	26,086	
June	26,114	

QUALITY

	Quantity	Base Number	Contract	AT	Region	England
% of FP17s for the same patient ID Re-attending within 3 months - Children	329	3,857	8.5%	10.9%	11.6%	11.9%
% of FP17s for the same patient ID Re-attending within 3 months - Adults	1,303	8,479	15.4%	14.7%	15.4%	16.0%
% of FP17s for the same patient ID Re-attending between 3 & 9 months - Children	2,102	3,857	54.5%	57.2%	59.4%	58.3%
% of FP17s for the same patient ID Re-attending between 3 & 9 months - Adults	4,273	8,479	50.4%	48.1%	51.3%	50.3%
% of FP17s for Band 1 Urgent Courses	1,036	11,474	9.0%	8.7%	8.0%	9.1%
% of FP17s Relating to Free Repair or Replacements	83	11,474	0.7%	0.7%	0.8%	0.8%
% of FP17s Relating to Continuations	246	11,474	2.1%	0.9%	1.0%	1.0%
% of Patients satisfied with the dentistry they have received	10	10	100.0%	91.3%	91.7%	91.5%
% of Patients satisfied with the time they had to wait for an appointment	10	10	100.0%	86.9%	88.3%	87.9%

* This is based on patients treated on this contract for their most recent course of treatment. Figures in italics indicate the base number of FP17s or Patient Questionnaire responses are less than 100. N/A is shown where the base number of responses is less than 10 during the period. % is calculated as Quantity/Base number*100

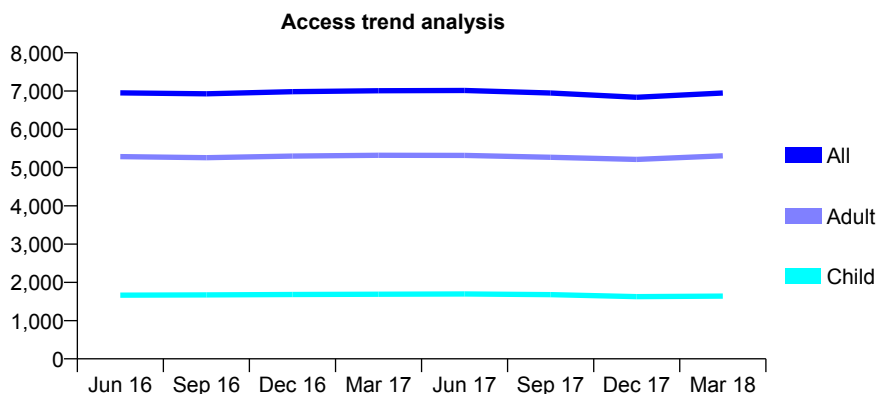
Q58 - Vital Signs At a Glance Contract Report for 162051/0001 - March 2018

Name or company name	Much Hadham Dental Care Limited
Contract type name	GDS Contract
Purpose of contract	General
Contract start date	01/05/2009
Contract end date	

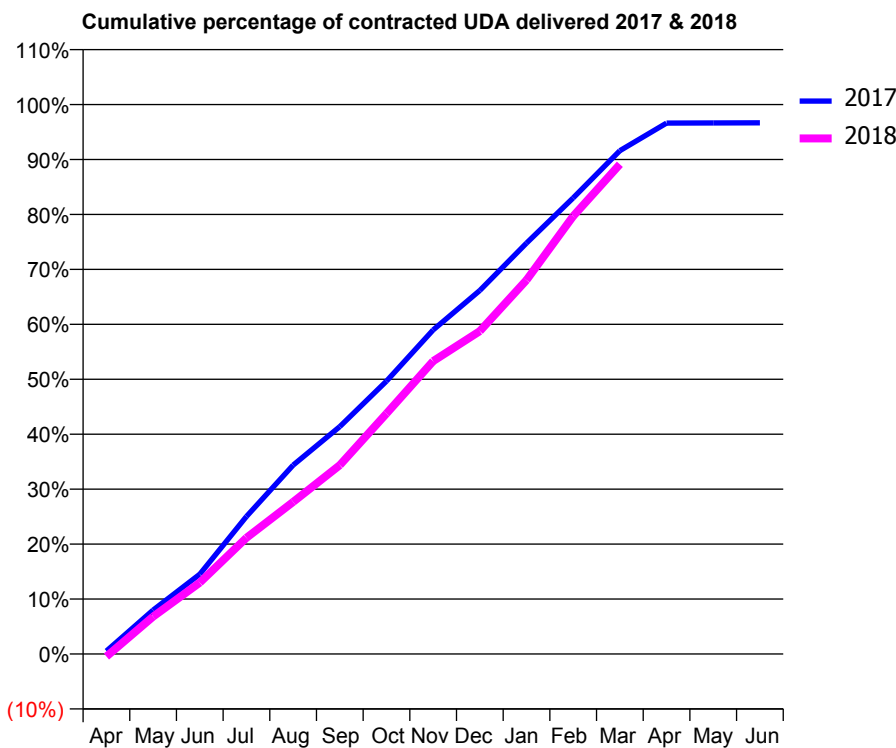
17/18 Contracted general activity (UDA)	19,191
Carry forward general activity (UDA)	642
17/18 Contracted orthodontic activity (UOA)	0
Carry forward orthodontic activity (UOA)	0
Baseline contract value	£437,504.06

ACCESS*

Patients seen in 24 months	Total	Change since previous quarter
Quarter ending March 2017	7,010	
Quarter ending June 2017	7,015	→
Quarter ending September 2017	6,950	→
Quarter ending December 2017	6,839	↓
Quarter ending March 2018	6,949	→
Variance since March 2017	(0.9%)	→



ACTIVITY



Month	Adjusted Scheduled Activity (UDA)	
	2017	2018
April	107	-92
May	1,535	1,304
June	2,785	2,493
July	4,804	4,060
August	6,595	5,311
September	7,941	6,597
October	9,532	8,400
November	11,320	10,231
December	12,699	11,275
January	14,350	13,060
February	15,931	15,291
March	17,580	17,104
April	18,543	
May	18,548	
June	18,549	

QUALITY

	Quantity	Base Number	Contract	AT	Region	England
% of FP17s for the same patient ID Re-attending within 3 months - Children	136	2,640	5.2%	10.9%	11.6%	11.9%
% of FP17s for the same patient ID Re-attending within 3 months - Adults	1,025	7,484	13.7%	14.7%	15.4%	16.0%
% of FP17s for the same patient ID Re-attending between 3 & 9 months - Children	1,699	2,640	64.4%	57.2%	59.4%	58.3%
% of FP17s for the same patient ID Re-attending between 3 & 9 months - Adults	4,127	7,484	55.1%	48.1%	51.3%	50.3%
% of FP17s for Band 1 Urgent Courses	712	9,666	7.4%	8.7%	8.0%	9.1%
% of FP17s Relating to Free Repair or Replacements	79	9,666	0.8%	0.7%	0.8%	0.8%
% of FP17s Relating to Continuations	14	9,666	0.1%	0.9%	1.0%	1.0%
% of Patients satisfied with the dentistry they have received	2	3	N/A	91.3%	91.7%	91.5%
% of Patients satisfied with the time they had to wait for an appointment	3	3	N/A	86.9%	88.3%	87.9%

* This is based on patients treated on this contract for their most recent course of treatment. Figures in italics indicate the base number of FP17s or Patient Questionnaire responses are less than 100. N/A is shown where the base number of responses is less than 10 during the period. % is calculated as Quantity/Base number*100

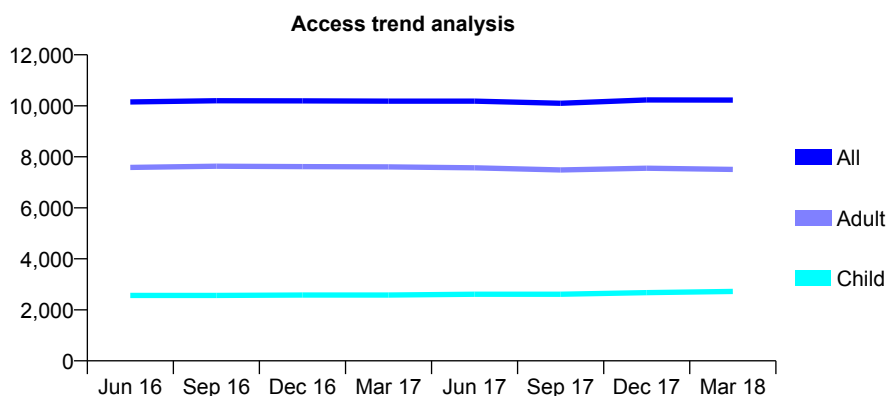
Q58 - Vital Signs At a Glance Contract Report for 162167/0001 - March 2018

Name or company name	A Gatrads Dental Surgey
Contract type name	GDS Contract
Purpose of contract	General
Contract start date	01/04/2011
Contract end date	

17/18 Contracted general activity (UDA)	28,325
Carry forward general activity (UDA)	113
17/18 Contracted orthodontic activity (UOA)	0
Carry forward orthodontic activity (UOA)	0
Baseline contract value	£718,937.36

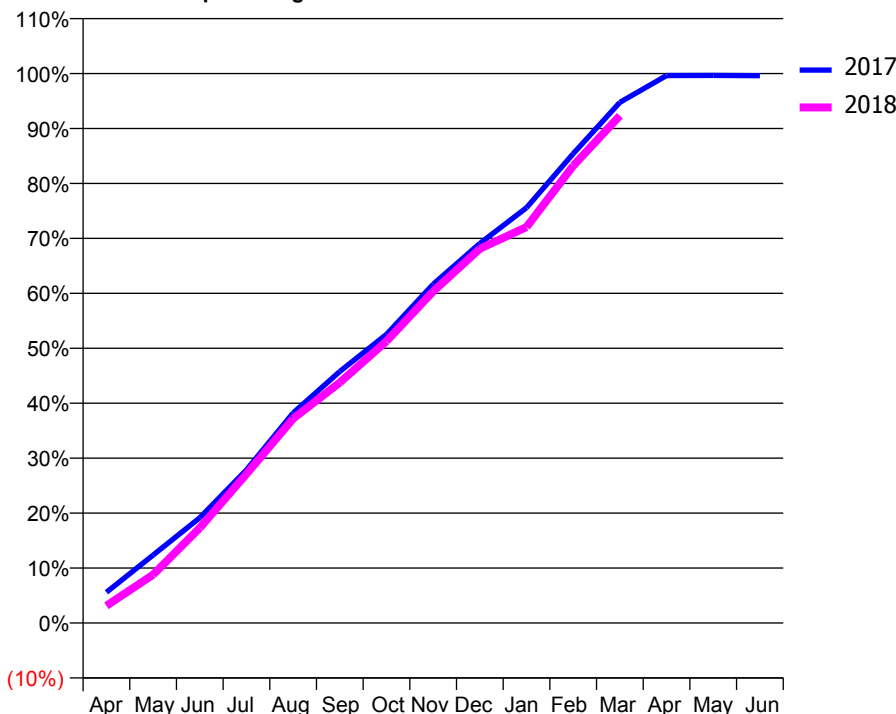
ACCESS*

Patients seen in 24 months	Total	Change since previous quarter
Quarter ending March 2017	10,183	
Quarter ending June 2017	10,183	→
Quarter ending September 2017	10,099	→
Quarter ending December 2017	10,232	→
Quarter ending March 2018	10,227	→
Variance since March 2017	0.4%	→



ACTIVITY

Cumulative percentage of contracted UDA delivered 2017 & 2018



Month	Adjusted Scheduled Activity (UDA)	
	2017	2018
April	1,587	888
May	3,505	2,492
June	5,429	4,904
July	7,892	7,679
August	10,827	10,536
September	12,965	12,395
October	14,880	14,529
November	17,462	17,094
December	19,568	19,288
January	21,411	20,409
February	24,193	23,563
March	26,841	26,151
April	28,221	
May	28,224	
June	28,213	

QUALITY

	Quantity	Base Number	Contract	AT	Region	England
% of FP17s for the same patient ID Re-attending within 3 months - Children	282	3,537	8.0%	10.9%	11.6%	11.9%
% of FP17s for the same patient ID Re-attending within 3 months - Adults	1,292	8,601	15.0%	14.7%	15.4%	16.0%
% of FP17s for the same patient ID Re-attending between 3 & 9 months - Children	1,775	3,537	50.2%	57.2%	59.4%	58.3%
% of FP17s for the same patient ID Re-attending between 3 & 9 months - Adults	3,619	8,601	42.1%	48.1%	51.3%	50.3%
% of FP17s for Band 1 Urgent Courses	1,149	11,649	9.9%	8.7%	8.0%	9.1%
% of FP17s Relating to Free Repair or Replacements	56	11,649	0.5%	0.7%	0.8%	0.8%
% of FP17s Relating to Continuations	202	11,649	1.7%	0.9%	1.0%	1.0%
% of Patients satisfied with the dentistry they have received	12	12	100.0%	91.3%	91.7%	91.5%
% of Patients satisfied with the time they had to wait for an appointment	12	12	100.0%	86.9%	88.3%	87.9%

* This is based on patients treated on this contract for their most recent course of treatment. Figures in italics indicate the base number of FP17s or Patient Questionnaire responses are less than 100. N/A is shown where the base number of responses is less than 10 during the period. % is calculated as Quantity/Base number*100

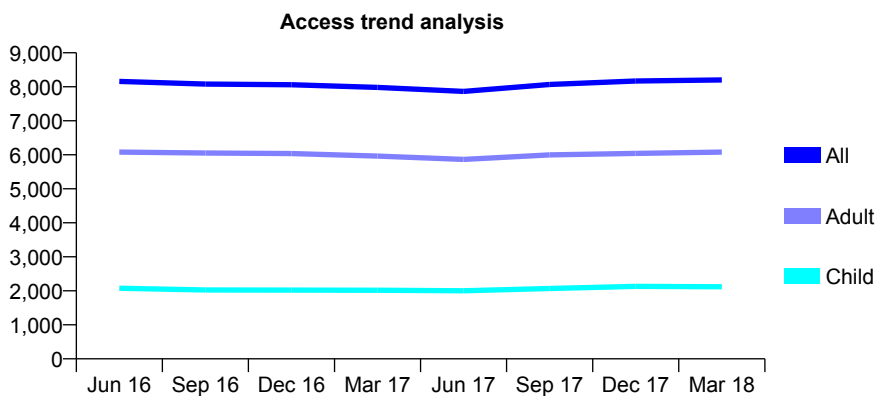
Q58 - Vital Signs At a Glance Contract Report for 163473/0001 - March 2018

Name or company name	Kettering Central Dental Practice
Contract type name	GDS Contract
Purpose of contract	General
Contract start date	05/10/2012
Contract end date	

17/18 Contracted general activity (UDA)	23,018
Carry forward general activity (UDA)	0
17/18 Contracted orthodontic activity (UOA)	0
Carry forward orthodontic activity (UOA)	0
Baseline contract value	£810,512.93

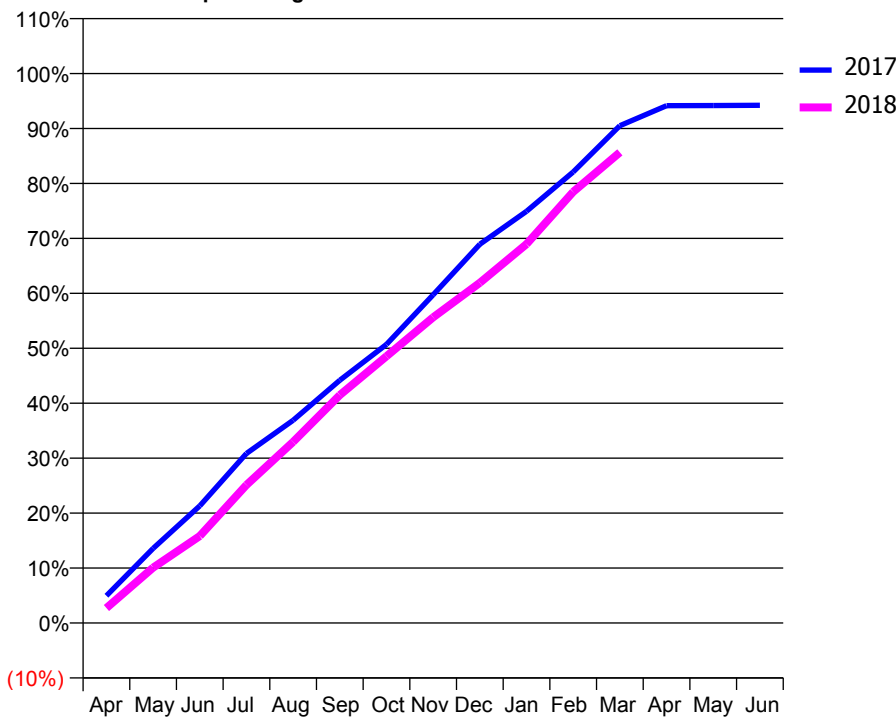
ACCESS*

Patients seen in 24 months	Total	Change since previous quarter
Quarter ending March 2017	7,981	
Quarter ending June 2017	7,866	↓
Quarter ending September 2017	8,067	↑
Quarter ending December 2017	8,171	→
Quarter ending March 2018	8,200	→
Variance since March 2017	2.7%	↑



ACTIVITY

Cumulative percentage of contracted UDA delivered 2017 & 2018



Month	Adjusted Scheduled Activity (UDA)	
	2017	2018
April	1,145	631
May	3,127	2,321
June	4,907	3,642
July	7,104	5,782
August	8,494	7,590
September	10,168	9,551
October	11,670	11,175
November	13,749	12,805
December	15,866	14,249
January	17,245	15,872
February	18,894	18,061
March	20,835	19,715
April	21,669	
May	21,678	
June	21,685	

QUALITY

	Quantity	Base Number	Contract	AT	Region	England
% of FP17s for the same patient ID Re-attending within 3 months - Children	153	2,644	5.8%	10.9%	11.6%	11.9%
% of FP17s for the same patient ID Re-attending within 3 months - Adults	800	6,739	11.9%	14.7%	15.4%	16.0%
% of FP17s for the same patient ID Re-attending between 3 & 9 months - Children	1,233	2,644	46.6%	57.2%	59.4%	58.3%
% of FP17s for the same patient ID Re-attending between 3 & 9 months - Adults	2,606	6,739	38.7%	48.1%	51.3%	50.3%
% of FP17s for Band 1 Urgent Courses	469	9,047	5.2%	8.7%	8.0%	9.1%
% of FP17s Relating to Free Repair or Replacements	76	9,047	0.8%	0.7%	0.8%	0.8%
% of FP17s Relating to Continuations	84	9,047	0.9%	0.9%	1.0%	1.0%
% of Patients satisfied with the dentistry they have received	8	9	N/A	91.3%	91.7%	91.5%
% of Patients satisfied with the time they had to wait for an appointment	8	9	N/A	86.9%	88.3%	87.9%

* This is based on patients treated on this contract for their most recent course of treatment. Figures in italics indicate the base number of FP17s or Patient Questionnaire responses are less than 100. N/A is shown where the base number of responses is less than 10 during the period. % is calculated as Quantity/Base number*100

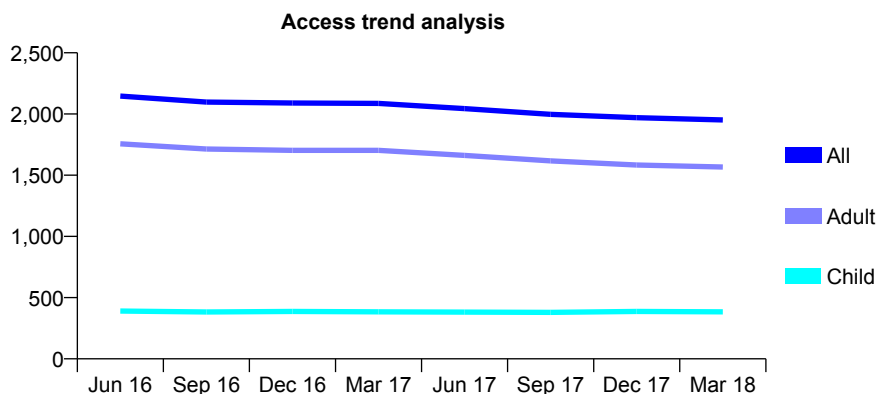
Q58 - Vital Signs At a Glance Contract Report for 164585/0001 - March 2018

Name or company name	MR A MCGREGOR AND DR M MOKHTAR
Contract type name	GDS Contract
Purpose of contract	General
Contract start date	01/04/2007
Contract end date	

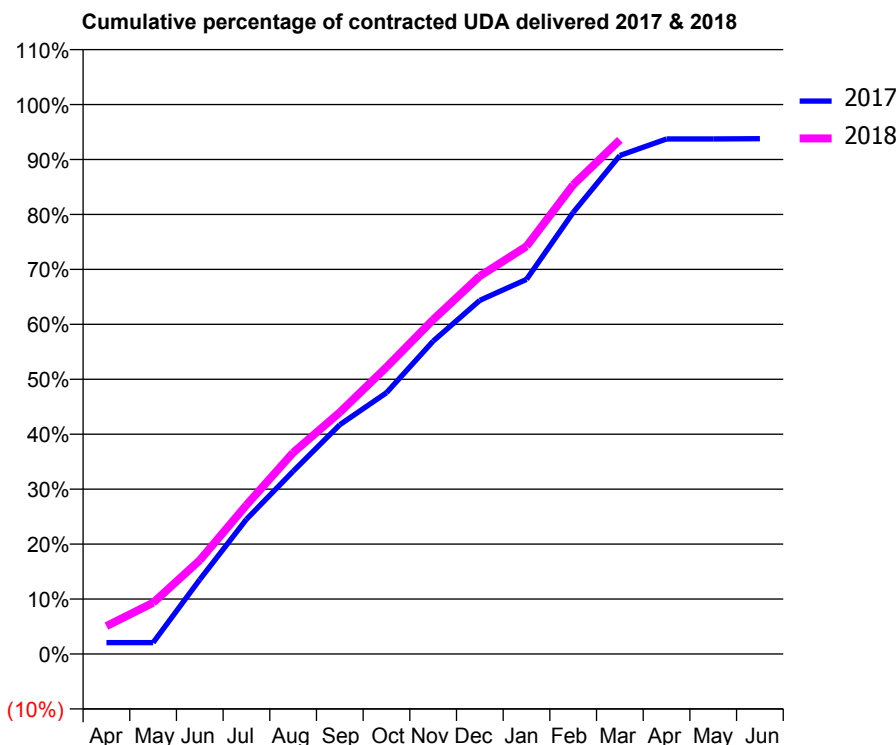
17/18 Contracted general activity (UDA)	6,316
Carry forward general activity (UDA)	0
17/18 Contracted orthodontic activity (UOA)	0
Carry forward orthodontic activity (UOA)	0
Baseline contract value	£140,915.52

ACCESS*

Patients seen in 24 months	Total	Change since previous quarter
Quarter ending March 2017	2,087	
Quarter ending June 2017	2,044	↓
Quarter ending September 2017	1,997	↓
Quarter ending December 2017	1,970	↓
Quarter ending March 2018	1,951	→
Variance since March 2017	(6.5%)	↓



ACTIVITY



Month	Adjusted Scheduled Activity (UDA)	
	2017	2018
April	130	322
May	130	589
June	856	1,079
July	1,549	1,713
August	2,101	2,315
September	2,636	2,778
October	3,003	3,298
November	3,596	3,844
December	4,065	4,344
January	4,306	4,686
February	5,075	5,393
March	5,730	5,909
April	5,919	
May	5,919	
June	5,922	

QUALITY

	Quantity	Base Number	Contract	AT	Region	England
% of FP17s for the same patient ID Re-attending within 3 months - Children	36	568	6.3%	10.9%	11.6%	11.9%
% of FP17s for the same patient ID Re-attending within 3 months - Adults	381	2,530	15.1%	14.7%	15.4%	16.0%
% of FP17s for the same patient ID Re-attending between 3 & 9 months - Children	349	568	61.4%	57.2%	59.4%	58.3%
% of FP17s for the same patient ID Re-attending between 3 & 9 months - Adults	1,664	2,530	65.8%	48.1%	51.3%	50.3%
% of FP17s for Band 1 Urgent Courses	57	3,021	1.9%	8.7%	8.0%	9.1%
% of FP17s Relating to Free Repair or Replacements	53	3,021	1.8%	0.7%	0.8%	0.8%
% of FP17s Relating to Continuations	21	3,021	0.7%	0.9%	1.0%	1.0%
% of Patients satisfied with the dentistry they have received	4	4	N/A	91.3%	91.7%	91.5%
% of Patients satisfied with the time they had to wait for an appointment	4	4	N/A	86.9%	88.3%	87.9%

* This is based on patients treated on this contract for their most recent course of treatment. Figures in italics indicate the base number of FP17s or Patient Questionnaire responses are less than 100. N/A is shown where the base number of responses is less than 10 during the period. % is calculated as Quantity/Base number*100

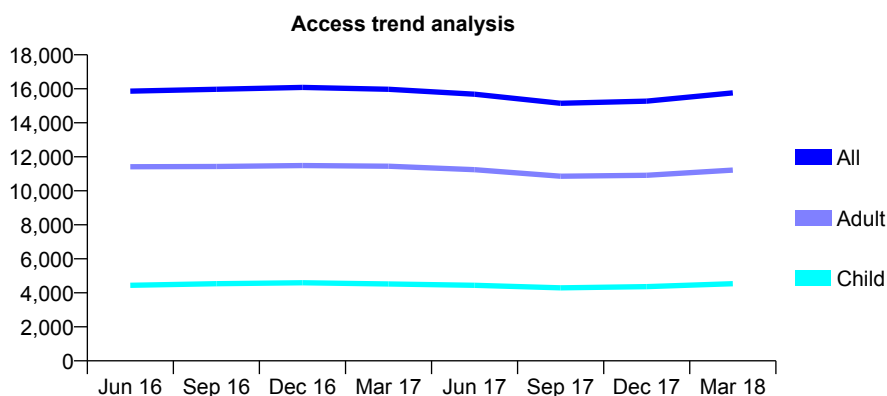
Q58 - Vital Signs At a Glance Contract Report for 164593/0001 - March 2018

Name or company name	Dental Suite Ltd
Contract type name	GDS Contract
Purpose of contract	General
Contract start date	01/04/2007
Contract end date	

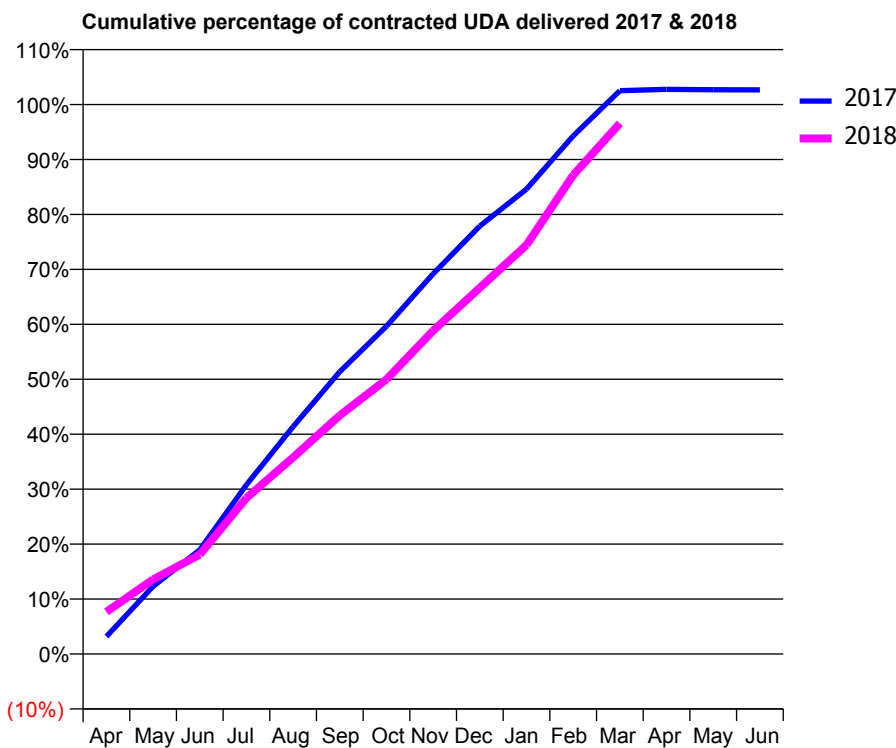
17/18 Contracted general activity (UDA)	37,656
Carry forward general activity (UDA)	-753
17/18 Contracted orthodontic activity (UOA)	0
Carry forward orthodontic activity (UOA)	0
Baseline contract value	£915,074.79

ACCESS*

Patients seen in 24 months	Total	Change since previous quarter
Quarter ending March 2017	15,971	
Quarter ending June 2017	15,682	↓
Quarter ending September 2017	15,151	↓
Quarter ending December 2017	15,275	→
Quarter ending March 2018	15,760	↑
Variance since March 2017	(1.3%)	↓



ACTIVITY



Month	Adjusted Scheduled Activity (UDA)	
	2017	2018
April	1,198	2,895
May	4,640	5,109
June	7,143	6,813
July	11,596	10,694
August	15,586	13,471
September	19,351	16,348
October	22,468	18,820
November	26,055	22,159
December	29,328	25,096
January	31,858	28,030
February	35,504	32,816
March	38,605	36,367
April	38,694	
May	38,671	
June	38,660	

QUALITY

	Quantity	Base Number	Contract	AT	Region	England
% of FP17s for the same patient ID Re-attending within 3 months - Children	352	6,807	5.2%	10.9%	11.6%	11.9%
% of FP17s for the same patient ID Re-attending within 3 months - Adults	1,187	14,582	8.1%	14.7%	15.4%	16.0%
% of FP17s for the same patient ID Re-attending between 3 & 9 months - Children	4,552	6,807	66.9%	57.2%	59.4%	58.3%
% of FP17s for the same patient ID Re-attending between 3 & 9 months - Adults	9,685	14,582	66.4%	48.1%	51.3%	50.3%
% of FP17s for Band 1 Urgent Courses	1,257	21,326	5.9%	8.7%	8.0%	9.1%
% of FP17s Relating to Free Repair or Replacements	41	21,326	0.2%	0.7%	0.8%	0.8%
% of FP17s Relating to Continuations	22	21,326	0.1%	0.9%	1.0%	1.0%
% of Patients satisfied with the dentistry they have received	9	10	90.0%	91.3%	91.7%	91.5%
% of Patients satisfied with the time they had to wait for an appointment	8	10	80.0%	86.9%	88.3%	87.9%

* This is based on patients treated on this contract for their most recent course of treatment. Figures in italics indicate the base number of FP17s or Patient Questionnaire responses are less than 100. N/A is shown where the base number of responses is less than 10 during the period. % is calculated as Quantity/Base number*100

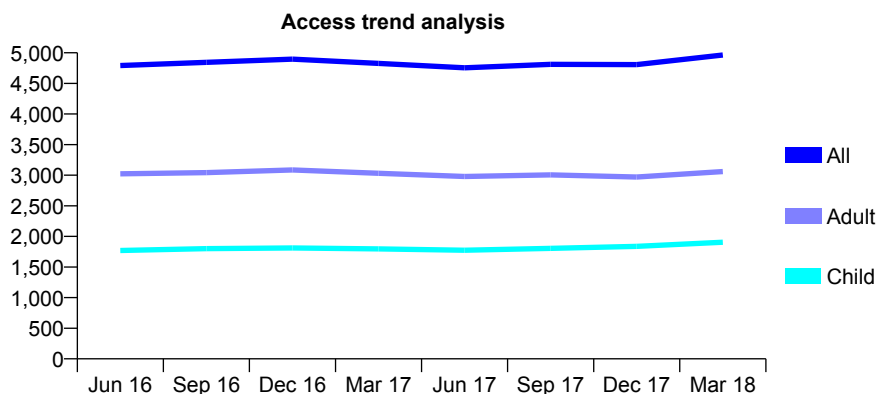
Q58 - Vital Signs At a Glance Contract Report for 165034/0001 - March 2018

Name or company name	Ross, Hirschowitz & Videlefsky
Contract type name	GDS Contract
Purpose of contract	General
Contract start date	01/04/2009
Contract end date	

17/18 Contracted general activity (UDA)	12,500
Carry forward general activity (UDA)	112
17/18 Contracted orthodontic activity (UOA)	0
Carry forward orthodontic activity (UOA)	0
Baseline contract value	£301,267.74

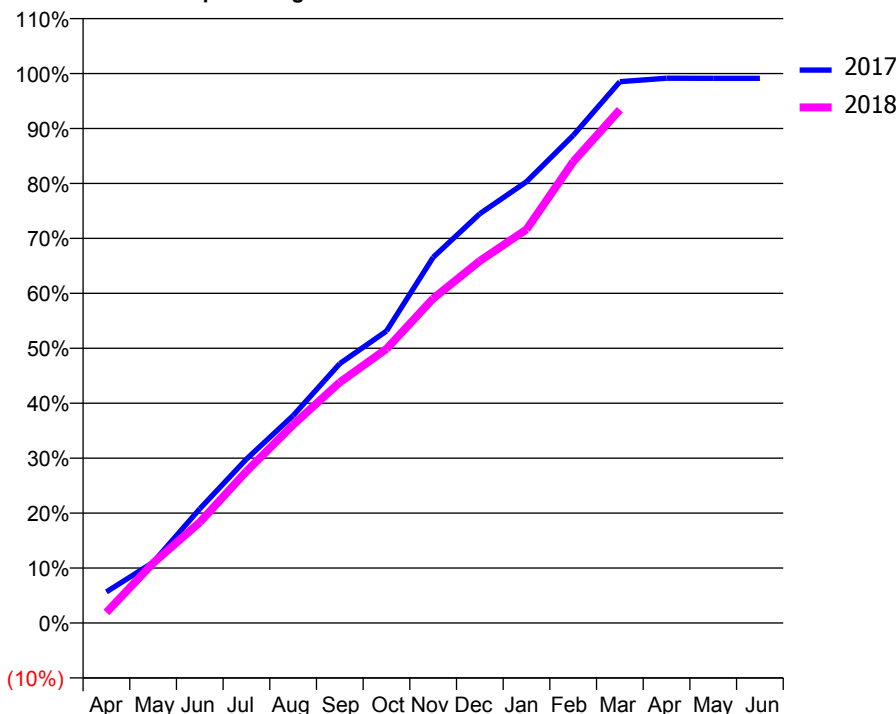
ACCESS*

Patients seen in 24 months	Total	Change since previous quarter
Quarter ending March 2017	4,827	
Quarter ending June 2017	4,754	↓
Quarter ending September 2017	4,811	→
Quarter ending December 2017	4,808	→
Quarter ending March 2018	4,964	↑
Variance since March 2017	2.8%	↑



ACTIVITY

Cumulative percentage of contracted UDA delivered 2017 & 2018



Adjusted Scheduled Activity (UDA)

Month	2017	2018
April	707	240
May	1,378	1,362
June	2,599	2,293
July	3,729	3,450
August	4,720	4,510
September	5,902	5,476
October	6,641	6,236
November	8,320	7,381
December	9,310	8,236
January	10,039	8,952
February	11,092	10,493
March	12,313	11,676
April	12,391	
May	12,388	
June	12,388	

QUALITY

	Quantity	Base Number	Contract	AT	Region	England
% of FP17s for the same patient ID Re-attending within 3 months - Children	286	3,119	9.2%	10.9%	11.6%	11.9%
% of FP17s for the same patient ID Re-attending within 3 months - Adults	420	3,744	11.2%	14.7%	15.4%	16.0%
% of FP17s for the same patient ID Re-attending between 3 & 9 months - Children	1,972	3,119	63.2%	57.2%	59.4%	58.3%
% of FP17s for the same patient ID Re-attending between 3 & 9 months - Adults	2,075	3,744	55.4%	48.1%	51.3%	50.3%
% of FP17s for Band 1 Urgent Courses	520	6,819	7.6%	8.7%	8.0%	9.1%
% of FP17s Relating to Free Repair or Replacements	30	6,819	0.4%	0.7%	0.8%	0.8%
% of FP17s Relating to Continuations	10	6,819	0.1%	0.9%	1.0%	1.0%
% of Patients satisfied with the dentistry they have received	3	3	N/A	91.3%	91.7%	91.5%
% of Patients satisfied with the time they had to wait for an appointment	3	3	N/A	86.9%	88.3%	87.9%

* This is based on patients treated on this contract for their most recent course of treatment. Figures in italics indicate the base number of FP17s or Patient Questionnaire responses are less than 100. N/A is shown where the base number of responses is less than 10 during the period. % is calculated as Quantity/Base number*100

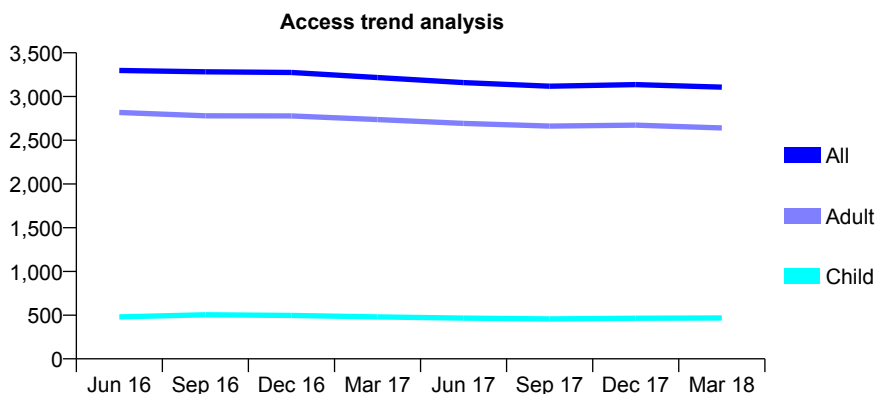
Q58 - Vital Signs At a Glance Contract Report for 165220/0001 - March 2018

Name or company name	Beech Hill Dental Practice Limited
Contract type name	GDS Contract
Purpose of contract	General
Contract start date	01/10/2010
Contract end date	

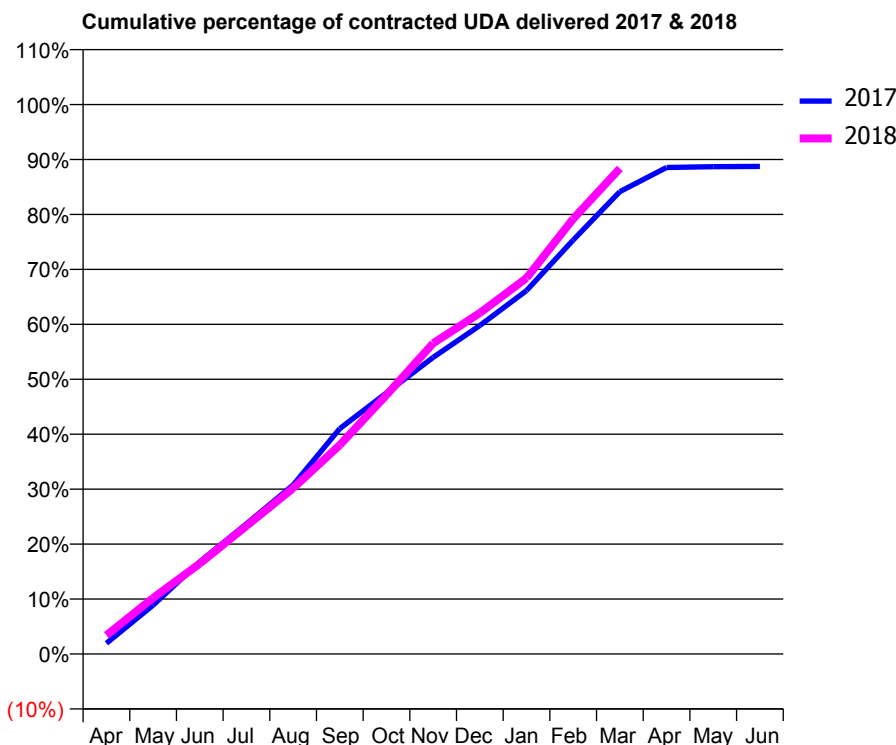
17/18 Contracted general activity (UDA)	11,000
Carry forward general activity (UDA)	0
17/18 Contracted orthodontic activity (UOA)	0
Carry forward orthodontic activity (UOA)	0
Baseline contract value	£275,699.60

ACCESS*

Patients seen in 24 months	Total	Change since previous quarter
Quarter ending March 2017	3,217	
Quarter ending June 2017	3,159	↓
Quarter ending September 2017	3,118	↓
Quarter ending December 2017	3,137	→
Quarter ending March 2018	3,108	→
Variance since March 2017	(3.4%)	↓



ACTIVITY



Month	Adjusted Scheduled Activity (UDA)	
	2017	2018
April	214	374
May	979	1,122
June	1,845	1,811
July	2,607	2,564
August	3,383	3,319
September	4,511	4,184
October	5,228	5,185
November	5,939	6,221
December	6,576	6,827
January	7,276	7,526
February	8,286	8,710
March	9,256	9,720
April	9,740	
May	9,755	
June	9,759	

QUALITY

	Quantity	Base Number	Contract	AT	Region	England
% of FP17s for the same patient ID Re-attending within 3 months - Children	31	514	6.0%	10.9%	11.6%	11.9%
% of FP17s for the same patient ID Re-attending within 3 months - Adults	380	2,793	13.6%	14.7%	15.4%	16.0%
% of FP17s for the same patient ID Re-attending between 3 & 9 months - Children	142	514	27.6%	57.2%	59.4%	58.3%
% of FP17s for the same patient ID Re-attending between 3 & 9 months - Adults	905	2,793	32.4%	48.1%	51.3%	50.3%
% of FP17s for Band 1 Urgent Courses	341	3,179	10.7%	8.7%	8.0%	9.1%
% of FP17s Relating to Free Repair or Replacements	9	3,179	0.3%	0.7%	0.8%	0.8%
% of FP17s Relating to Continuations	24	3,179	0.8%	0.9%	1.0%	1.0%
% of Patients satisfied with the dentistry they have received	9	10	90.0%	91.3%	91.7%	91.5%
% of Patients satisfied with the time they had to wait for an appointment	9	10	90.0%	86.9%	88.3%	87.9%

* This is based on patients treated on this contract for their most recent course of treatment. Figures in italics indicate the base number of FP17s or Patient Questionnaire responses are less than 100. N/A is shown where the base number of responses is less than 10 during the period. % is calculated as Quantity/Base number*100

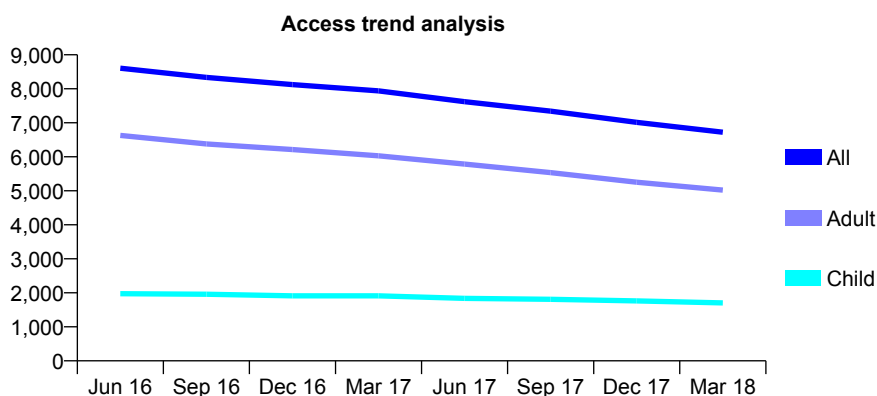
Q58 - Vital Signs At a Glance Contract Report for 167045/0001 - March 2018

Name or company name	QUALITY DENTAL CARE LIMITED
Contract type name	GDS Contract
Purpose of contract	General and Orthodontic
Contract start date	05/02/2008
Contract end date	

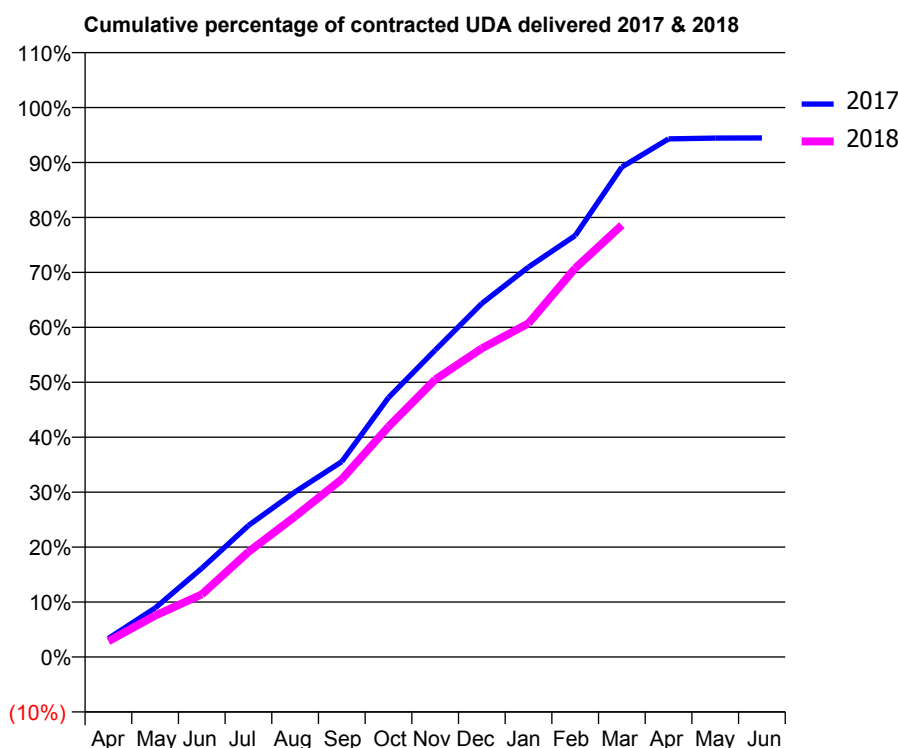
17/18 Contracted general activity (UDA)	18,500
Carry forward general activity (UDA)	0
17/18 Contracted orthodontic activity (UOA)	4,389
Carry forward orthodontic activity (UOA)	0
Baseline contract value	£708,904.14

ACCESS*

Patients seen in 24 months	Total	Change since previous quarter
Quarter ending March 2017	7,940	
Quarter ending June 2017	7,623	↓
Quarter ending September 2017	7,344	↓
Quarter ending December 2017	7,015	↓
Quarter ending March 2018	6,724	↓
Variance since March 2017	(15.3%)	↓



ACTIVITY



Month	Adjusted Scheduled Activity (UDA)	
	2017	2018
April	626	530
May	1,649	1,394
June	2,989	2,106
July	4,430	3,542
August	5,559	4,733
September	6,580	5,985
October	8,733	7,754
November	10,331	9,339
December	11,905	10,392
January	13,127	11,233
February	14,189	13,089
March	16,498	14,537
April	17,442	
May	17,469	
June	17,473	

QUALITY

	Quantity	Base Number	Contract	AT	Region	England
% of FP17s for the same patient ID Re-attending within 3 months - Children	199	2,159	9.2%	10.9%	11.6%	11.9%
% of FP17s for the same patient ID Re-attending within 3 months - Adults	966	5,484	17.6%	14.7%	15.4%	16.0%
% of FP17s for the same patient ID Re-attending between 3 & 9 months - Children	712	2,159	33.0%	57.2%	59.4%	58.3%
% of FP17s for the same patient ID Re-attending between 3 & 9 months - Adults	2,103	5,484	38.3%	48.1%	51.3%	50.3%
% of FP17s for Band 1 Urgent Courses	682	6,749	10.1%	8.7%	8.0%	9.1%
% of FP17s Relating to Free Repair or Replacements	129	6,749	1.9%	0.7%	0.8%	0.8%
% of FP17s Relating to Continuations	26	6,749	0.4%	0.9%	1.0%	1.0%
% of Patients satisfied with the dentistry they have received	7	9	N/A	91.3%	91.7%	91.5%
% of Patients satisfied with the time they had to wait for an appointment	6	9	N/A	86.9%	88.3%	87.9%

* This is based on patients treated on this contract for their most recent course of treatment. Figures in italics indicate the base number of FP17s or Patient Questionnaire responses are less than 100. N/A is shown where the base number of responses is less than 10 during the period. % is calculated as Quantity/Base number*100

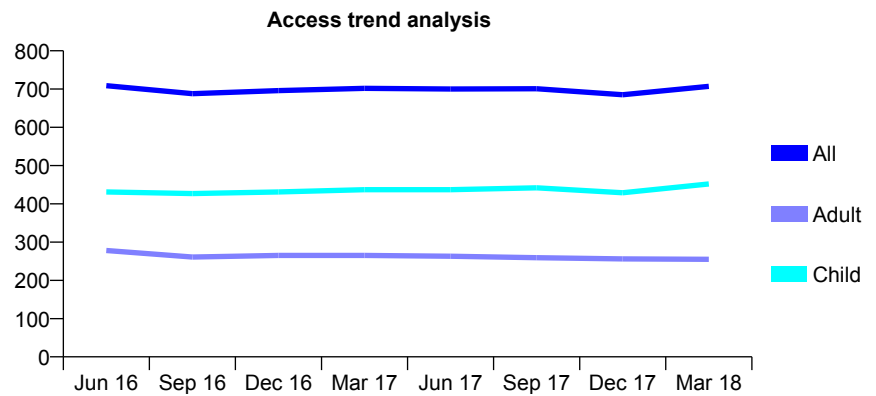
Q58 - Vital Signs At a Glance Contract Report for 167703/0001 - March 2018

Name or company name	Red House Dental
Contract type name	GDS Contract
Purpose of contract	General
Contract start date	01/12/2011
Contract end date	

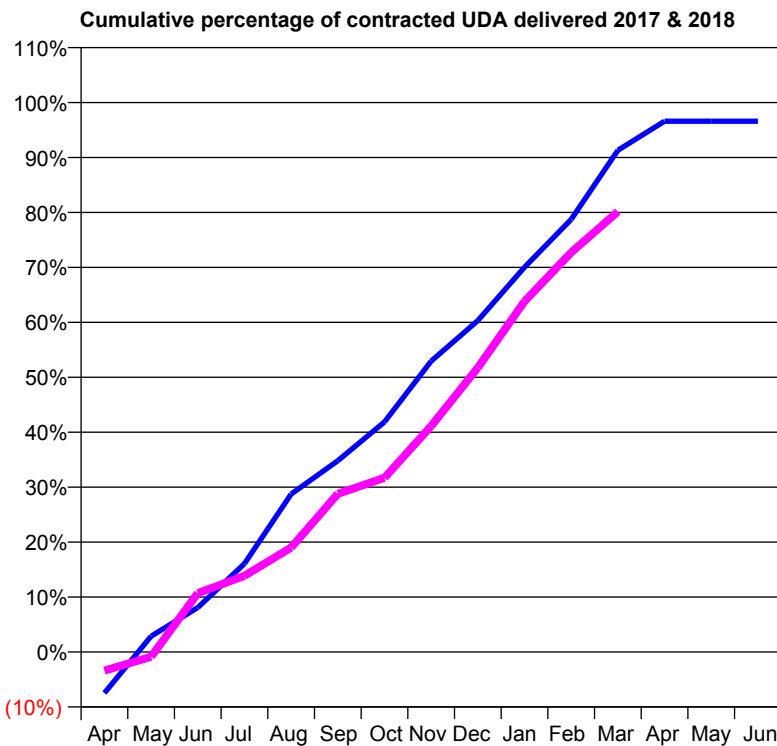
17/18 Contracted general activity (UDA)	1,668
Carry forward general activity (UDA)	57
17/18 Contracted orthodontic activity (UOA)	0
Carry forward orthodontic activity (UOA)	0
Baseline contract value	£40,854.18

ACCESS*

Patients seen in 24 months	Total	Change since previous quarter
Quarter ending March 2017	702	
Quarter ending June 2017	700	→
Quarter ending September 2017	701	→
Quarter ending December 2017	685	↓
Quarter ending March 2018	707	↑
Variance since March 2017	0.7%	→



ACTIVITY



Month	Adjusted Scheduled Activity (UDA)	
	2017	2018
April	-125	-57
May	48	-15
June	135	179
July	268	231
August	479	317
September	581	480
October	699	529
November	883	686
December	1,006	863
January	1,168	1,064
February	1,313	1,213
March	1,523	1,337
April	1,611	
May	1,611	
June	1,611	

QUALITY

	Quantity	Base Number	Contract	AT	Region	England
% of FP17s for the same patient ID Re-attending within 3 months - Children	55	662	8.3%	10.9%	11.6%	11.9%
% of FP17s for the same patient ID Re-attending within 3 months - Adults	57	322	17.7%	14.7%	15.4%	16.0%
% of FP17s for the same patient ID Re-attending between 3 & 9 months - Children	374	662	56.5%	57.2%	59.4%	58.3%
% of FP17s for the same patient ID Re-attending between 3 & 9 months - Adults	194	322	60.2%	48.1%	51.3%	50.3%
% of FP17s for Band 1 Urgent Courses	19	929	2.0%	8.7%	8.0%	9.1%
% of FP17s Relating to Free Repair or Replacements	1	929	0.1%	0.7%	0.8%	0.8%
% of FP17s Relating to Continuations	35	929	3.8%	0.9%	1.0%	1.0%
% of Patients satisfied with the dentistry they have received	2	2	N/A	91.3%	91.7%	91.5%
% of Patients satisfied with the time they had to wait for an appointment	2	2	N/A	86.9%	88.3%	87.9%

* This is based on patients treated on this contract for their most recent course of treatment. Figures in italics indicate the base number of FP17s or Patient Questionnaire responses are less than 100. N/A is shown where the base number of responses is less than 10 during the period. % is calculated as Quantity/Base number*100

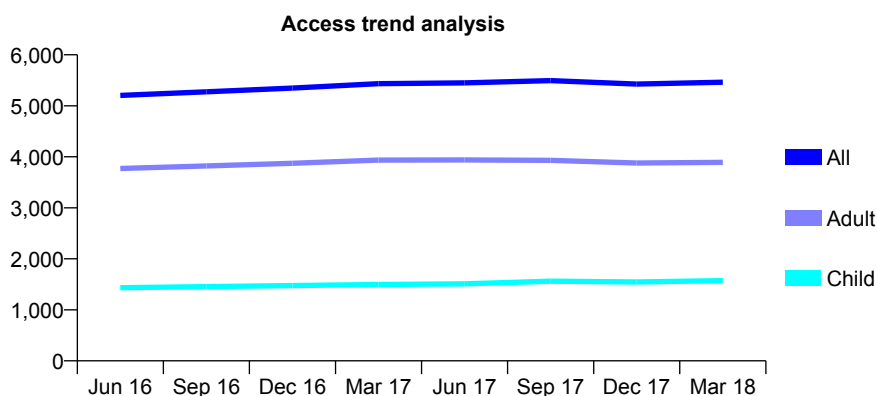
Q58 - Vital Signs At a Glance Contract Report for 168335/0001 - March 2018

Name or company name	Darius G-Sair & Associates Limited
Contract type name	GDS Contract
Purpose of contract	General
Contract start date	01/04/2009
Contract end date	

17/18 Contracted general activity (UDA)	18,357
Carry forward general activity (UDA)	206
17/18 Contracted orthodontic activity (UOA)	0
Carry forward orthodontic activity (UOA)	0
Baseline contract value	£541,492.66

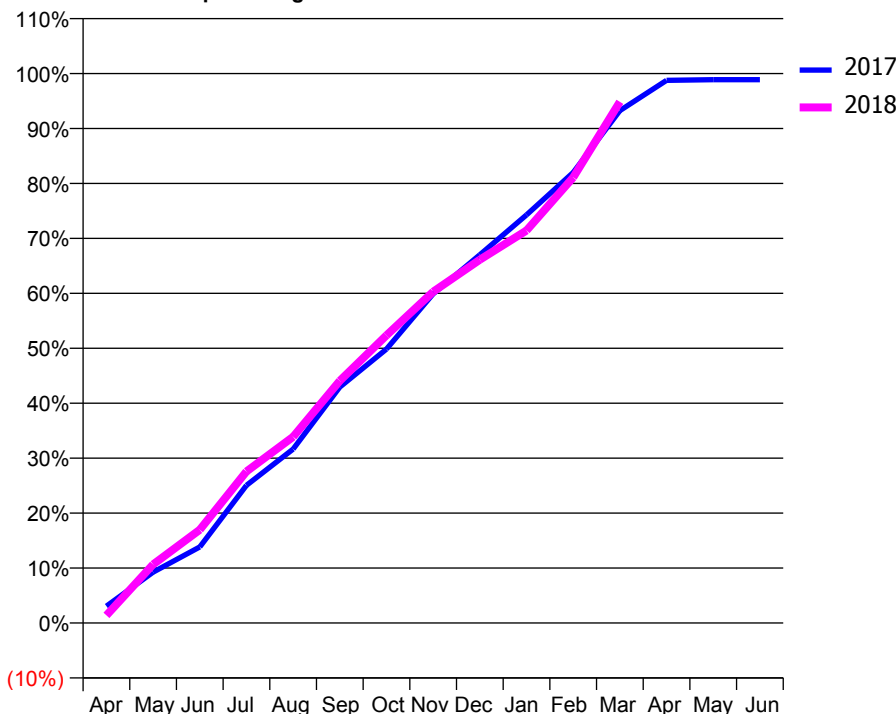
ACCESS*

Patients seen in 24 months	Total	Change since previous quarter
Quarter ending March 2017	5,435	
Quarter ending June 2017	5,450	→
Quarter ending September 2017	5,494	→
Quarter ending December 2017	5,425	↓
Quarter ending March 2018	5,464	→
Variance since March 2017	0.5%	→



ACTIVITY

Cumulative percentage of contracted UDA delivered 2017 & 2018



Month	Adjusted Scheduled Activity (UDA)	
	2017	2018
April	565	257
May	1,699	1,957
June	2,543	3,117
July	4,601	5,063
August	5,812	6,219
September	7,882	8,091
October	9,150	9,612
November	10,996	11,067
December	12,303	12,136
January	13,634	13,111
February	15,051	14,884
March	17,116	17,409
April	18,130	
May	18,152	
June	18,152	

QUALITY

	Quantity	Base Number	Contract	AT	Region	England
% of FP17s for the same patient ID Re-attending within 3 months - Children	293	2,306	12.7%	10.9%	11.6%	11.9%
% of FP17s for the same patient ID Re-attending within 3 months - Adults	907	5,230	17.3%	14.7%	15.4%	16.0%
% of FP17s for the same patient ID Re-attending between 3 & 9 months - Children	1,300	2,306	56.4%	57.2%	59.4%	58.3%
% of FP17s for the same patient ID Re-attending between 3 & 9 months - Adults	2,587	5,230	49.5%	48.1%	51.3%	50.3%
% of FP17s for Band 1 Urgent Courses	1,143	7,196	15.9%	8.7%	8.0%	9.1%
% of FP17s Relating to Free Repair or Replacements	87	7,196	1.2%	0.7%	0.8%	0.8%
% of FP17s Relating to Continuations	46	7,196	0.6%	0.9%	1.0%	1.0%
% of Patients satisfied with the dentistry they have received	3	3	N/A	91.3%	91.7%	91.5%
% of Patients satisfied with the time they had to wait for an appointment	3	3	N/A	86.9%	88.3%	87.9%

* This is based on patients treated on this contract for their most recent course of treatment. Figures in italics indicate the base number of FP17s or Patient Questionnaire responses are less than 100. N/A is shown where the base number of responses is less than 10 during the period. % is calculated as Quantity/Base number*100

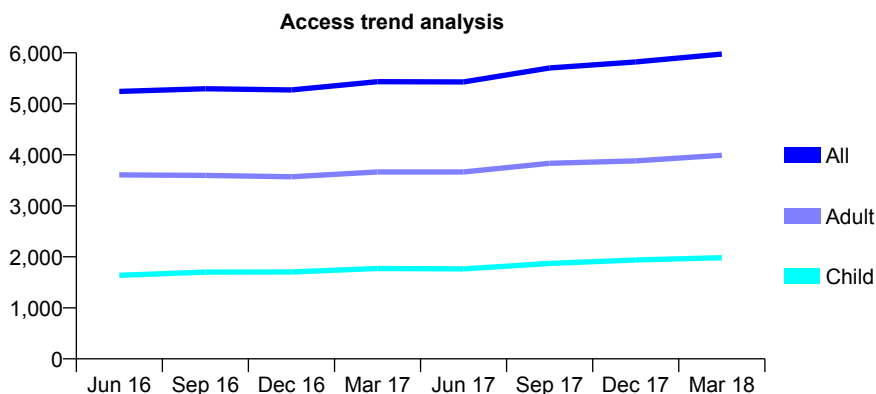
Q58 - Vital Signs At a Glance Contract Report for 168343/0001 - March 2018

Name or company name	INSPIRE DENTAL CARE
Contract type name	GDS Contract
Purpose of contract	General
Contract start date	01/02/2008
Contract end date	

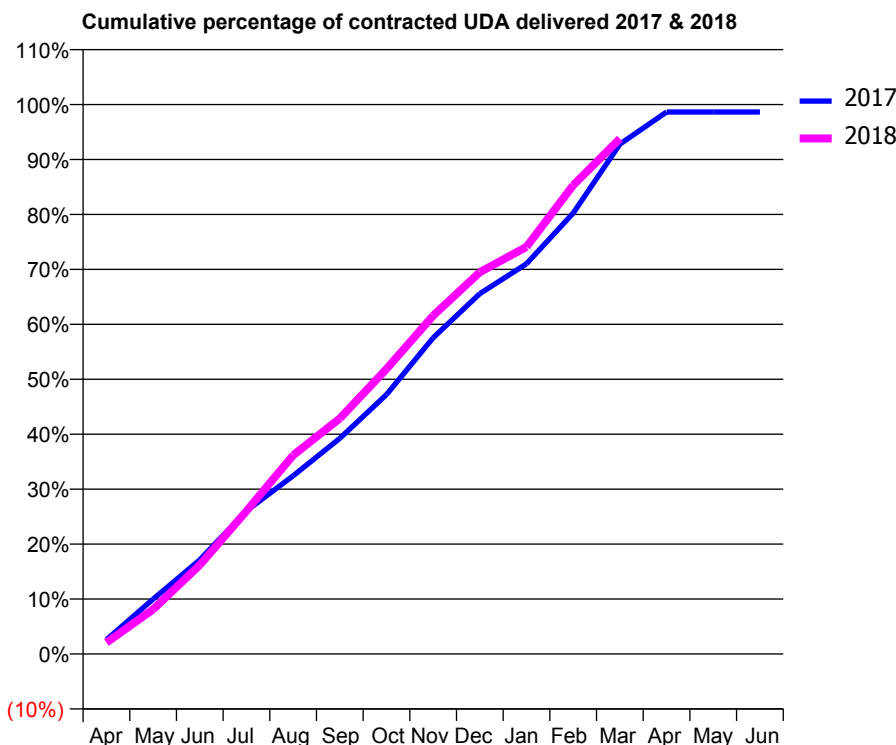
17/18 Contracted general activity (UDA)	17,816
Carry forward general activity (UDA)	242
17/18 Contracted orthodontic activity (UOA)	0
Carry forward orthodontic activity (UOA)	0
Baseline contract value	£435,782.42

ACCESS*

Patients seen in 24 months	Total	Change since previous quarter
Quarter ending March 2017	5,433	
Quarter ending June 2017	5,428	→
Quarter ending September 2017	5,704	↑
Quarter ending December 2017	5,820	↑
Quarter ending March 2018	5,974	↑
Variance since March 2017	10.0%	↑



ACTIVITY



Month	Adjusted Scheduled Activity (UDA)	
	2017	2018
April	465	368
May	1,779	1,444
June	3,054	2,884
July	4,640	4,637
August	5,778	6,446
September	6,993	7,639
October	8,412	9,242
November	10,252	10,972
December	11,683	12,378
January	12,652	13,203
February	14,295	15,199
March	16,531	16,709
April	17,574	
May	17,574	
June	17,574	

QUALITY

	Quantity	Base Number	Contract	AT	Region	England
% of FP17s for the same patient ID Re-attending within 3 months - Children	156	2,447	6.4%	10.9%	11.6%	11.9%
% of FP17s for the same patient ID Re-attending within 3 months - Adults	467	4,411	10.6%	14.7%	15.4%	16.0%
% of FP17s for the same patient ID Re-attending between 3 & 9 months - Children	1,098	2,447	44.9%	57.2%	59.4%	58.3%
% of FP17s for the same patient ID Re-attending between 3 & 9 months - Adults	1,579	4,411	35.8%	48.1%	51.3%	50.3%
% of FP17s for Band 1 Urgent Courses	412	6,531	6.3%	8.7%	8.0%	9.1%
% of FP17s Relating to Free Repair or Replacements	68	6,531	1.0%	0.7%	0.8%	0.8%
% of FP17s Relating to Continuations	59	6,531	0.9%	0.9%	1.0%	1.0%
% of Patients satisfied with the dentistry they have received	3	3	N/A	91.3%	91.7%	91.5%
% of Patients satisfied with the time they had to wait for an appointment	2	3	N/A	86.9%	88.3%	87.9%

* This is based on patients treated on this contract for their most recent course of treatment. Figures in italics indicate the base number of FP17s or Patient Questionnaire responses are less than 100. N/A is shown where the base number of responses is less than 10 during the period. % is calculated as Quantity/Base number*100

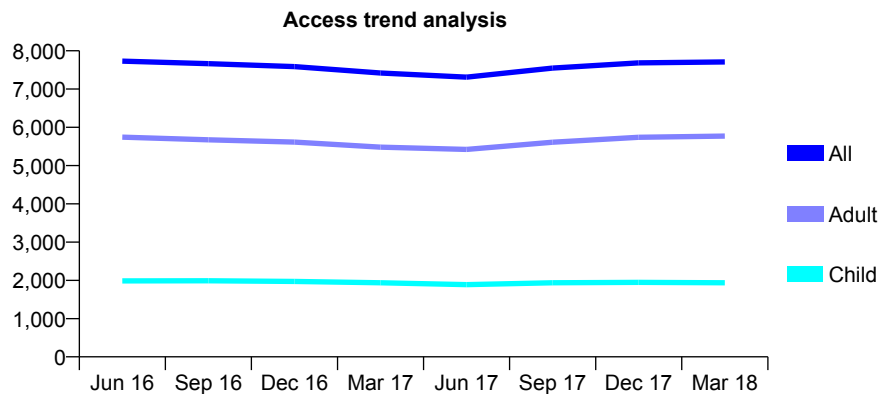
Q58 - Vital Signs At a Glance Contract Report for 169471/0001 - March 2018

Name or company name	Sawbridgeworth Dental Practice Limited
Contract type name	GDS Contract
Purpose of contract	General
Contract start date	01/04/2009
Contract end date	

17/18 Contracted general activity (UDA)	18,155
Carry forward general activity (UDA)	328
17/18 Contracted orthodontic activity (UOA)	0
Carry forward orthodontic activity (UOA)	0
Baseline contract value	£444,021.70

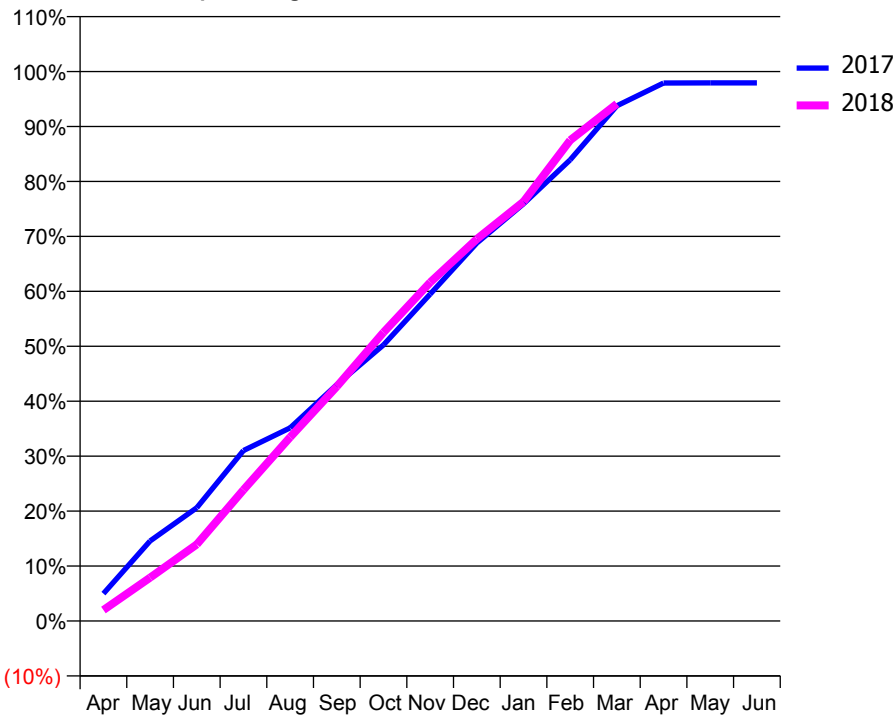
ACCESS*

Patients seen in 24 months	Total	Change since previous quarter
Quarter ending March 2017	7,421	
Quarter ending June 2017	7,310	↓
Quarter ending September 2017	7,548	↑
Quarter ending December 2017	7,684	→
Quarter ending March 2018	7,708	→
Variance since March 2017	3.9%	↑



ACTIVITY

Cumulative percentage of contracted UDA delivered 2017 & 2018



Month	Adjusted Scheduled Activity (UDA)	
	2017	2018
April	789	364
May	2,312	1,432
June	3,268	2,530
July	4,919	4,334
August	5,572	6,073
September	6,821	7,748
October	7,968	9,538
November	9,433	11,186
December	10,906	12,622
January	12,039	13,852
February	13,305	15,885
March	14,867	17,088
April	15,524	
May	15,527	
June	15,527	

QUALITY

	Quantity	Base Number	Contract	AT	Region	England
% of FP17s for the same patient ID Re-attending within 3 months - Children	202	2,568	7.9%	10.9%	11.6%	11.9%
% of FP17s for the same patient ID Re-attending within 3 months - Adults	1,140	7,087	16.1%	14.7%	15.4%	16.0%
% of FP17s for the same patient ID Re-attending between 3 & 9 months - Children	1,320	2,568	51.4%	57.2%	59.4%	58.3%
% of FP17s for the same patient ID Re-attending between 3 & 9 months - Adults	2,718	7,087	38.4%	48.1%	51.3%	50.3%
% of FP17s for Band 1 Urgent Courses	1,062	9,338	11.4%	8.7%	8.0%	9.1%
% of FP17s Relating to Free Repair or Replacements	76	9,338	0.8%	0.7%	0.8%	0.8%
% of FP17s Relating to Continuations	181	9,338	1.9%	0.9%	1.0%	1.0%
% of Patients satisfied with the dentistry they have received	6	6	N/A	91.3%	91.7%	91.5%
% of Patients satisfied with the time they had to wait for an appointment	5	6	N/A	86.9%	88.3%	87.9%

* This is based on patients treated on this contract for their most recent course of treatment. Figures in italics indicate the base number of FP17s or Patient Questionnaire responses are less than 100. N/A is shown where the base number of responses is less than 10 during the period. % is calculated as Quantity/Base number*100

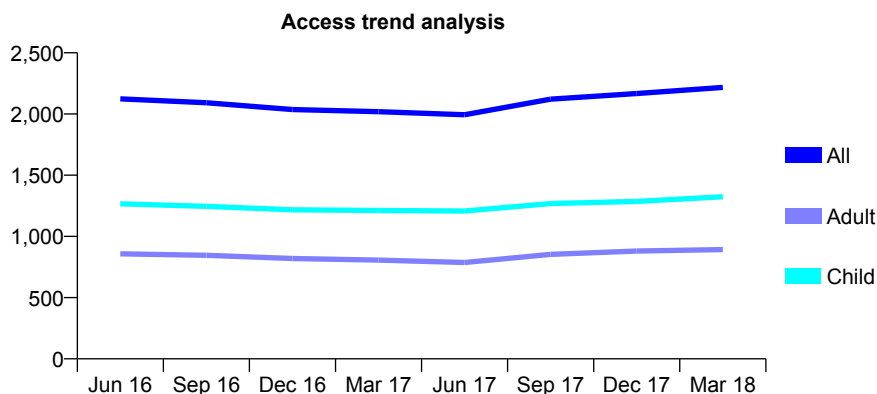
Q58 - Vital Signs At a Glance Contract Report for 169684/0001 - March 2018

Name or company name	Beehive Dental Practice
Contract type name	GDS Contract
Purpose of contract	General
Contract start date	01/04/2006
Contract end date	

17/18 Contracted general activity (UDA)	7,550
Carry forward general activity (UDA)	0
17/18 Contracted orthodontic activity (UOA)	0
Carry forward orthodontic activity (UOA)	0
Baseline contract value	£184,083.64

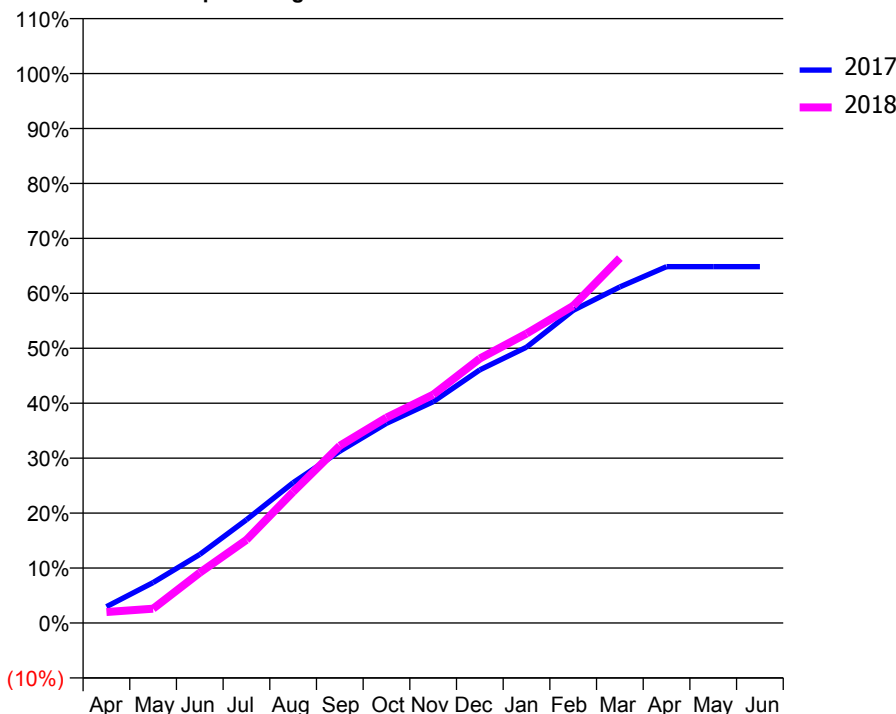
ACCESS*

Patients seen in 24 months	Total	Change since previous quarter
Quarter ending March 2017	2,019	
Quarter ending June 2017	1,994	↓
Quarter ending September 2017	2,122	↑
Quarter ending December 2017	2,167	↑
Quarter ending March 2018	2,217	↑
Variance since March 2017	9.8%	↑



ACTIVITY

Cumulative percentage of contracted UDA delivered 2017 & 2018



Month	Adjusted Scheduled Activity (UDA)	
	2017	2018
April	225	150
May	556	198
June	943	692
July	1,420	1,142
August	1,929	1,802
September	2,361	2,435
October	2,744	2,823
November	3,040	3,138
December	3,478	3,634
January	3,790	3,978
February	4,296	4,358
March	4,618	5,013
April	4,896	
May	4,896	
June	4,896	

QUALITY

	Quantity	Base Number	Contract	AT	Region	England
% of FP17s for the same patient ID Re-attending within 3 months - Children	108	2,160	5.0%	10.9%	11.6%	11.9%
% of FP17s for the same patient ID Re-attending within 3 months - Adults	157	1,051	14.9%	14.7%	15.4%	16.0%
% of FP17s for the same patient ID Re-attending between 3 & 9 months - Children	1,408	2,160	65.2%	57.2%	59.4%	58.3%
% of FP17s for the same patient ID Re-attending between 3 & 9 months - Adults	510	1,051	48.5%	48.1%	51.3%	50.3%
% of FP17s for Band 1 Urgent Courses	224	3,049	7.3%	8.7%	8.0%	9.1%
% of FP17s Relating to Free Repair or Replacements	1	3,049	0.0%	0.7%	0.8%	0.8%
% of FP17s Relating to Continuations	27	3,049	0.9%	0.9%	1.0%	1.0%
% of Patients satisfied with the dentistry they have received	1	1	N/A	91.3%	91.7%	91.5%
% of Patients satisfied with the time they had to wait for an appointment	1	1	N/A	86.9%	88.3%	87.9%

* This is based on patients treated on this contract for their most recent course of treatment. Figures in italics indicate the base number of FP17s or Patient Questionnaire responses are less than 100. N/A is shown where the base number of responses is less than 10 during the period. % is calculated as Quantity/Base number*100

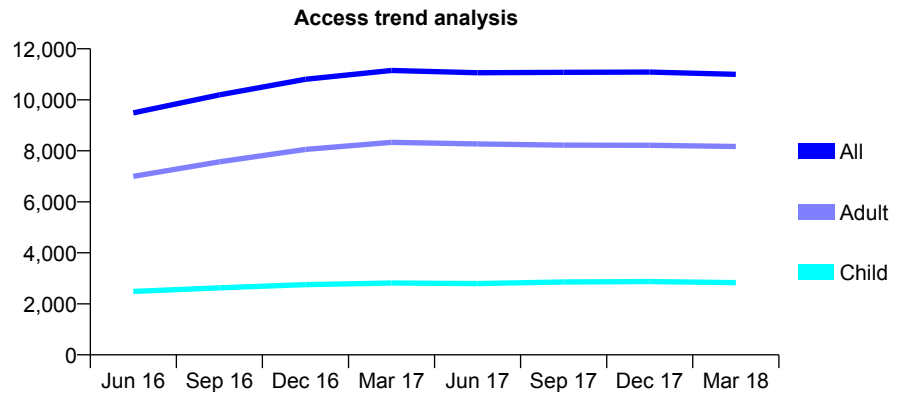
Q58 - Vital Signs At a Glance Contract Report for 170518/0001 - March 2018

Name or company name	Pondental Surgery
Contract type name	GDS Contract
Purpose of contract	General
Contract start date	01/03/2015
Contract end date	

17/18 Contracted general activity (UDA)	38,927
Carry forward general activity (UDA)	0
17/18 Contracted orthodontic activity (UOA)	0
Carry forward orthodontic activity (UOA)	0
Baseline contract value	£866,261.46

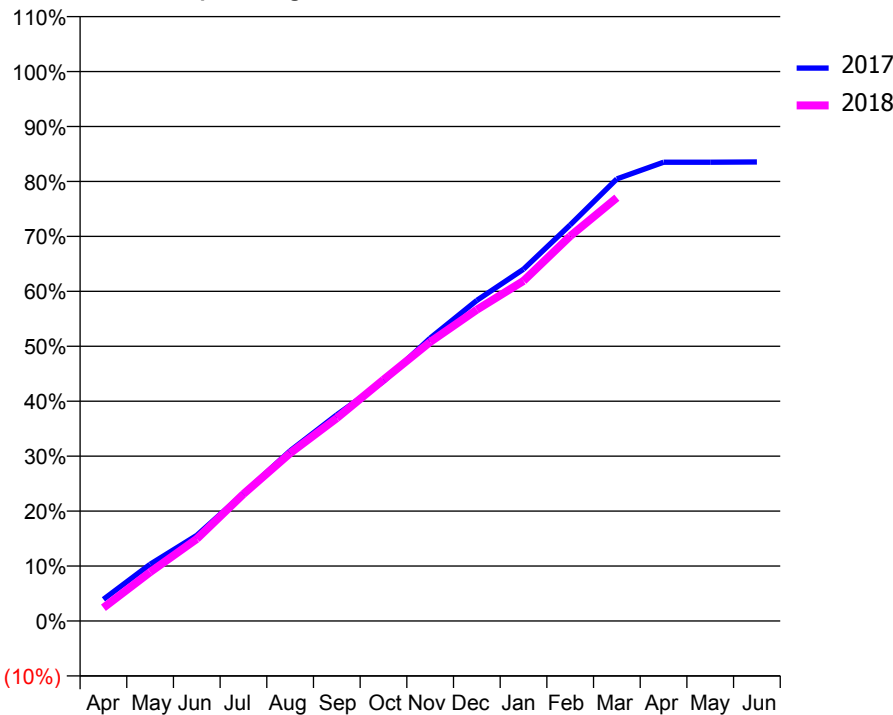
ACCESS*

Patients seen in 24 months	Total	Change since previous quarter
Quarter ending March 2017	11,149	
Quarter ending June 2017	11,064	→
Quarter ending September 2017	11,077	→
Quarter ending December 2017	11,089	→
Quarter ending March 2018	11,001	→
Variance since March 2017	(1.3%)	↓



ACTIVITY

Cumulative percentage of contracted UDA delivered 2017 & 2018



Month	Adjusted Scheduled Activity (UDA)	
	2017	2018
April	1,539	939
May	4,015	3,465
June	6,065	5,816
July	9,037	8,996
August	12,057	11,891
September	14,613	14,368
October	16,983	17,098
November	20,043	19,766
December	22,710	22,056
January	24,927	24,089
February	28,056	27,262
March	31,324	29,987
April	32,500	
May	32,500	
June	32,519	

QUALITY

	Quantity	Base Number	Contract	AT	Region	England
% of FP17s for the same patient ID Re-attending within 3 months - Children	215	3,969	5.4%	10.9%	11.6%	11.9%
% of FP17s for the same patient ID Re-attending within 3 months - Adults	1,137	9,908	11.5%	14.7%	15.4%	16.0%
% of FP17s for the same patient ID Re-attending between 3 & 9 months - Children	2,112	3,969	53.2%	57.2%	59.4%	58.3%
% of FP17s for the same patient ID Re-attending between 3 & 9 months - Adults	4,490	9,908	45.3%	48.1%	51.3%	50.3%
% of FP17s for Band 1 Urgent Courses	1,091	13,342	8.2%	8.7%	8.0%	9.1%
% of FP17s Relating to Free Repair or Replacements	103	13,342	0.8%	0.7%	0.8%	0.8%
% of FP17s Relating to Continuations	159	13,342	1.2%	0.9%	1.0%	1.0%
% of Patients satisfied with the dentistry they have received	6	7	N/A	91.3%	91.7%	91.5%
% of Patients satisfied with the time they had to wait for an appointment	7	7	N/A	86.9%	88.3%	87.9%

* This is based on patients treated on this contract for their most recent course of treatment. Figures in italics indicate the base number of FP17s or Patient Questionnaire responses are less than 100. N/A is shown where the base number of responses is less than 10 during the period. % is calculated as Quantity/Base number*100

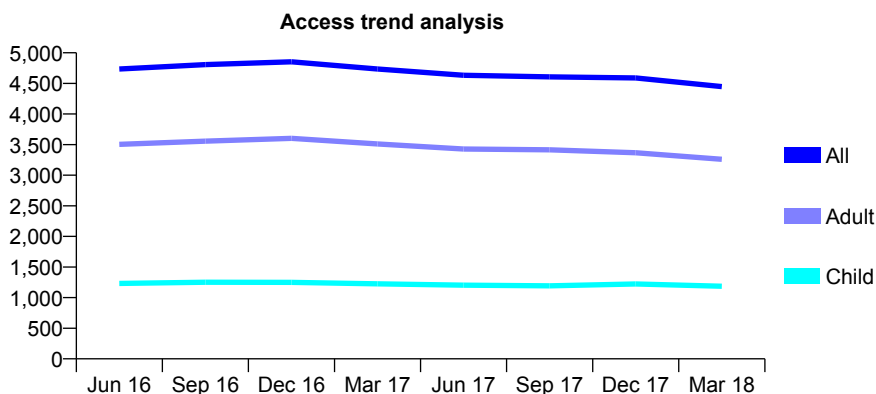
Q58 - Vital Signs At a Glance Contract Report for 171042/0001 - March 2018

Name or company name	Mr M Eyrumlu and Mr A Eyrumlu
Contract type name	GDS Contract
Purpose of contract	General
Contract start date	01/06/2014
Contract end date	

17/18 Contracted general activity (UDA)	21,768
Carry forward general activity (UDA)	0
17/18 Contracted orthodontic activity (UOA)	0
Carry forward orthodontic activity (UOA)	0
Baseline contract value	£534,345.71

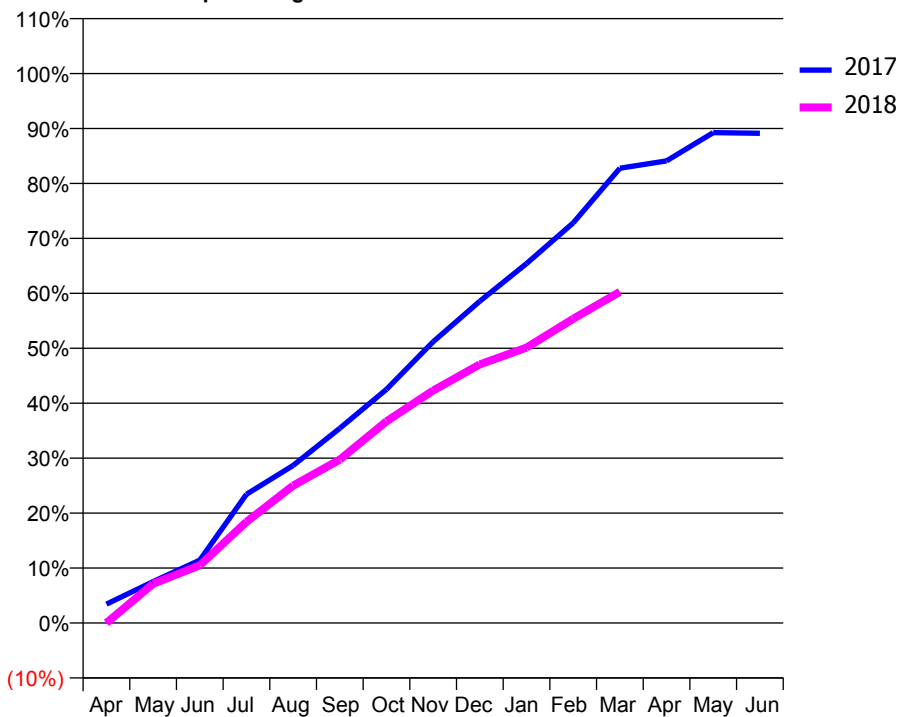
ACCESS*

Patients seen in 24 months	Total	Change since previous quarter
Quarter ending March 2017	4,736	
Quarter ending June 2017	4,632	↓
Quarter ending September 2017	4,606	→
Quarter ending December 2017	4,590	→
Quarter ending March 2018	4,447	↓
Variance since March 2017	(6.1%)	↓



ACTIVITY

Cumulative percentage of contracted UDA delivered 2017 & 2018



Month	Adjusted Scheduled Activity (UDA)	
	2017	2018
April	745	0
May	1,642	1,554
June	2,489	2,287
July	5,099	4,004
August	6,242	5,445
September	7,717	6,475
October	9,260	7,990
November	11,143	9,210
December	12,748	10,247
January	14,236	10,912
February	15,849	12,052
March	18,013	13,118
April	18,306	
May	19,427	
June	19,400	

QUALITY

	Quantity	Base Number	Contract	AT	Region	England
% of FP17s for the same patient ID Re-attending within 3 months - Children	116	1,526	7.6%	10.9%	11.6%	11.9%
% of FP17s for the same patient ID Re-attending within 3 months - Adults	642	3,906	16.4%	14.7%	15.4%	16.0%
% of FP17s for the same patient ID Re-attending between 3 & 9 months - Children	787	1,526	51.6%	57.2%	59.4%	58.3%
% of FP17s for the same patient ID Re-attending between 3 & 9 months - Adults	1,757	3,906	45.0%	48.1%	51.3%	50.3%
% of FP17s for Band 1 Urgent Courses	510	4,995	10.2%	8.7%	8.0%	9.1%
% of FP17s Relating to Free Repair or Replacements	87	4,995	1.7%	0.7%	0.8%	0.8%
% of FP17s Relating to Continuations	141	4,995	2.8%	0.9%	1.0%	1.0%
% of Patients satisfied with the dentistry they have received	7	7	N/A	91.3%	91.7%	91.5%
% of Patients satisfied with the time they had to wait for an appointment	7	7	N/A	86.9%	88.3%	87.9%

* This is based on patients treated on this contract for their most recent course of treatment. Figures in italics indicate the base number of FP17s or Patient Questionnaire responses are less than 100. N/A is shown where the base number of responses is less than 10 during the period. % is calculated as Quantity/Base number*100

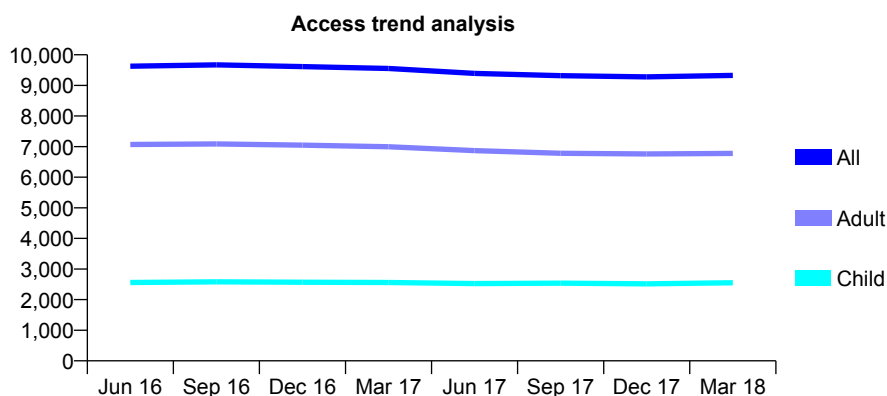
Q58 - Vital Signs At a Glance Contract Report for 171557/0001 - March 2018

Name or company name	Kletz and Sher
Contract type name	GDS Contract
Purpose of contract	General
Contract start date	01/04/2009
Contract end date	

17/18 Contracted general activity (UDA)	23,797
Carry forward general activity (UDA)	326
17/18 Contracted orthodontic activity (UOA)	0
Carry forward orthodontic activity (UOA)	0
Baseline contract value	£582,187.66

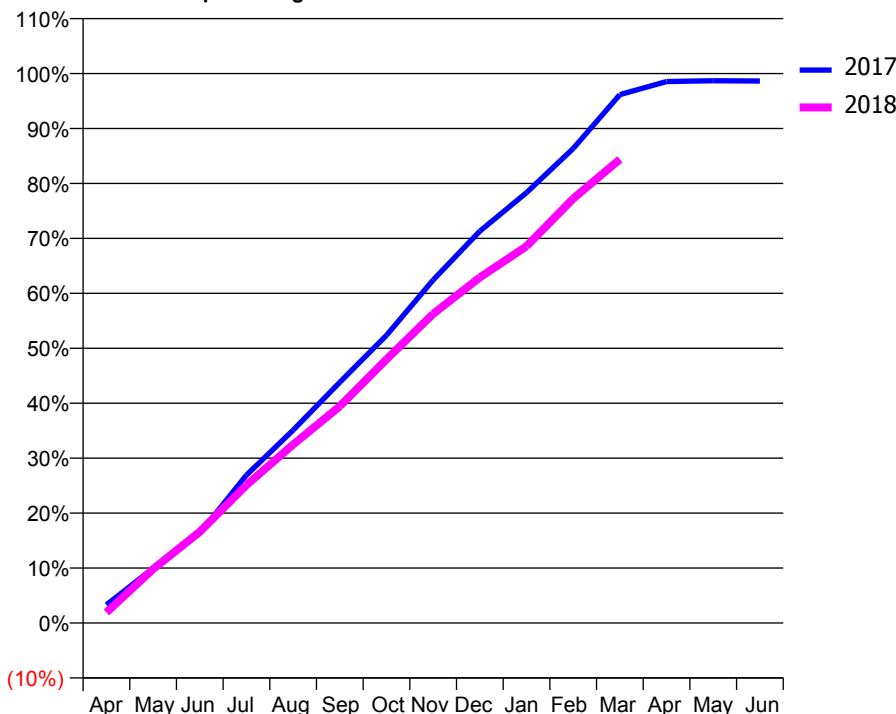
ACCESS*

Patients seen in 24 months	Total	Change since previous quarter
Quarter ending March 2017	9,554	
Quarter ending June 2017	9,394	↓
Quarter ending September 2017	9,320	→
Quarter ending December 2017	9,278	→
Quarter ending March 2018	9,328	→
Variance since March 2017	(2.4%)	↓



ACTIVITY

Cumulative percentage of contracted UDA delivered 2017 & 2018



Month	Adjusted Scheduled Activity (UDA)	
	2017	2018
April	789	458
May	2,371	2,338
June	3,886	3,954
July	6,408	5,973
August	8,352	7,728
September	10,429	9,385
October	12,460	11,419
November	14,857	13,387
December	16,968	14,963
January	18,635	16,316
February	20,551	18,378
March	22,882	20,084
April	23,447	
May	23,481	
June	23,471	

QUALITY

	Quantity	Base Number	Contract	AT	Region	England
% of FP17s for the same patient ID Re-attending within 3 months - Children	211	3,520	6.0%	10.9%	11.6%	11.9%
% of FP17s for the same patient ID Re-attending within 3 months - Adults	967	7,893	12.3%	14.7%	15.4%	16.0%
% of FP17s for the same patient ID Re-attending between 3 & 9 months - Children	1,983	3,520	56.3%	57.2%	59.4%	58.3%
% of FP17s for the same patient ID Re-attending between 3 & 9 months - Adults	3,638	7,893	46.1%	48.1%	51.3%	50.3%
% of FP17s for Band 1 Urgent Courses	1,137	11,062	10.3%	8.7%	8.0%	9.1%
% of FP17s Relating to Free Repair or Replacements	68	11,062	0.6%	0.7%	0.8%	0.8%
% of FP17s Relating to Continuations	46	11,062	0.4%	0.9%	1.0%	1.0%
% of Patients satisfied with the dentistry they have received	7	7	N/A	91.3%	91.7%	91.5%
% of Patients satisfied with the time they had to wait for an appointment	7	7	N/A	86.9%	88.3%	87.9%

* This is based on patients treated on this contract for their most recent course of treatment. Figures in italics indicate the base number of FP17s or Patient Questionnaire responses are less than 100. N/A is shown where the base number of responses is less than 10 during the period. % is calculated as Quantity/Base number*100

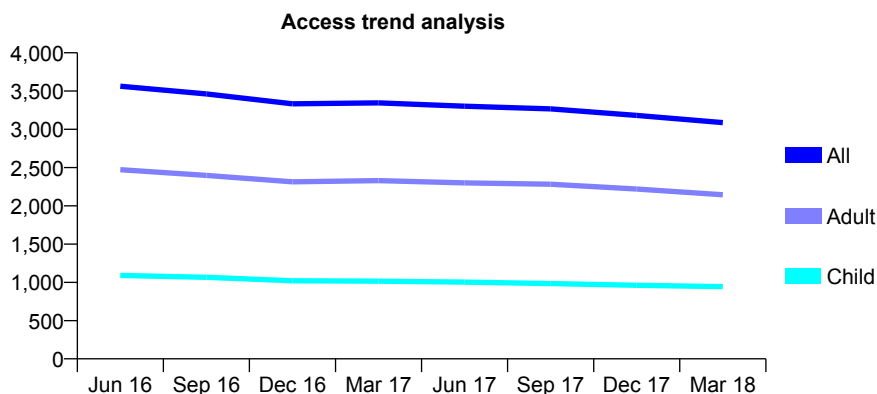
Q58 - Vital Signs At a Glance Contract Report for 171646/0001 - March 2018

Name or company name	The Dental Suite
Contract type name	GDS Contract
Purpose of contract	General
Contract start date	01/05/2014
Contract end date	

17/18 Contracted general activity (UDA)	8,937
Carry forward general activity (UDA)	0
17/18 Contracted orthodontic activity (UOA)	0
Carry forward orthodontic activity (UOA)	0
Baseline contract value	£245,229.79

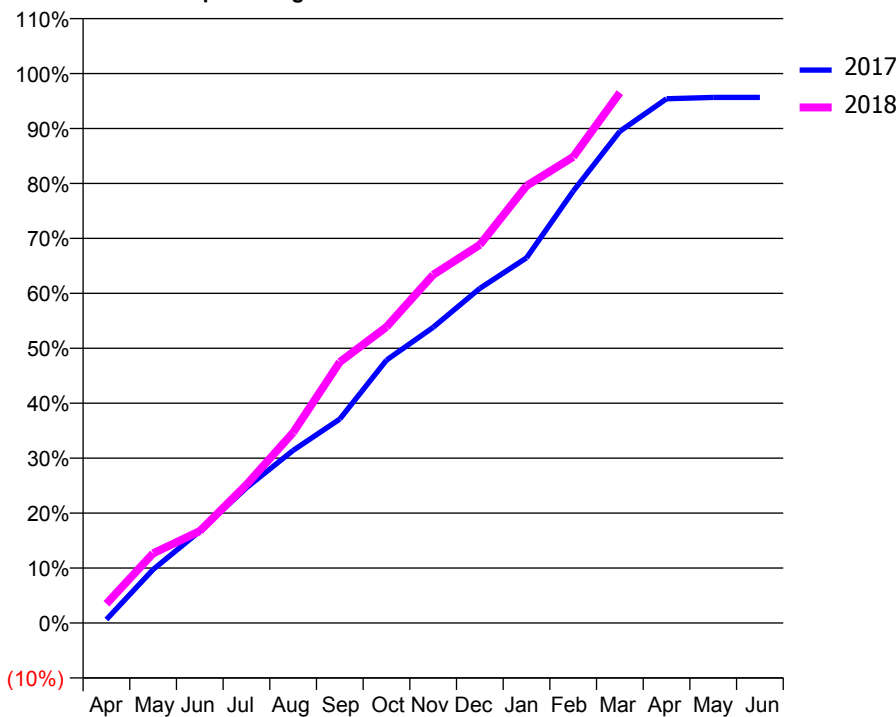
ACCESS*

Patients seen in 24 months	Total	Change since previous quarter
Quarter ending March 2017	3,345	
Quarter ending June 2017	3,302	↓
Quarter ending September 2017	3,267	↓
Quarter ending December 2017	3,181	↓
Quarter ending March 2018	3,087	↓
Variance since March 2017	(7.7%)	↓



ACTIVITY

Cumulative percentage of contracted UDA delivered 2017 & 2018



Adjusted Scheduled Activity (UDA)

Month	2017	2018
April	58	313
May	870	1,134
June	1,493	1,496
July	2,200	2,249
August	2,808	3,098
September	3,317	4,245
October	4,276	4,815
November	4,809	5,664
December	5,443	6,152
January	5,940	7,111
February	7,024	7,582
March	7,998	8,626
April	8,527	
May	8,547	
June	8,547	

QUALITY

	Quantity	Base Number	Contract	AT	Region	England
% of FP17s for the same patient ID Re-attending within 3 months - Children	85	1,378	6.2%	10.9%	11.6%	11.9%
% of FP17s for the same patient ID Re-attending within 3 months - Adults	352	2,798	12.6%	14.7%	15.4%	16.0%
% of FP17s for the same patient ID Re-attending between 3 & 9 months - Children	894	1,378	64.9%	57.2%	59.4%	58.3%
% of FP17s for the same patient ID Re-attending between 3 & 9 months - Adults	1,614	2,798	57.7%	48.1%	51.3%	50.3%
% of FP17s for Band 1 Urgent Courses	338	3,949	8.6%	8.7%	8.0%	9.1%
% of FP17s Relating to Free Repair or Replacements	65	3,949	1.6%	0.7%	0.8%	0.8%
% of FP17s Relating to Continuations	8	3,949	0.2%	0.9%	1.0%	1.0%
% of Patients satisfied with the dentistry they have received	4	5	N/A	91.3%	91.7%	91.5%
% of Patients satisfied with the time they had to wait for an appointment	4	5	N/A	86.9%	88.3%	87.9%

* This is based on patients treated on this contract for their most recent course of treatment. Figures in italics indicate the base number of FP17s or Patient Questionnaire responses are less than 100. N/A is shown where the base number of responses is less than 10 during the period. % is calculated as Quantity/Base number*100

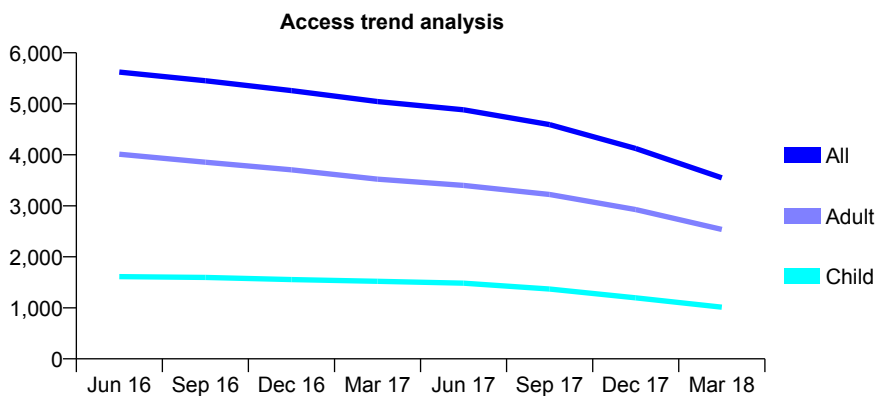
Q58 - Vital Signs At a Glance Contract Report for 171697/0002 - March 2018

Name or company name	New road Dental Ltd
Contract type name	GDS Contract
Purpose of contract	General
Contract start date	01/11/2007
Contract end date	

17/18 Contracted general activity (UDA)	7,277
Carry forward general activity (UDA)	0
17/18 Contracted orthodontic activity (UOA)	0
Carry forward orthodontic activity (UOA)	0
Baseline contract value	£204,702.01

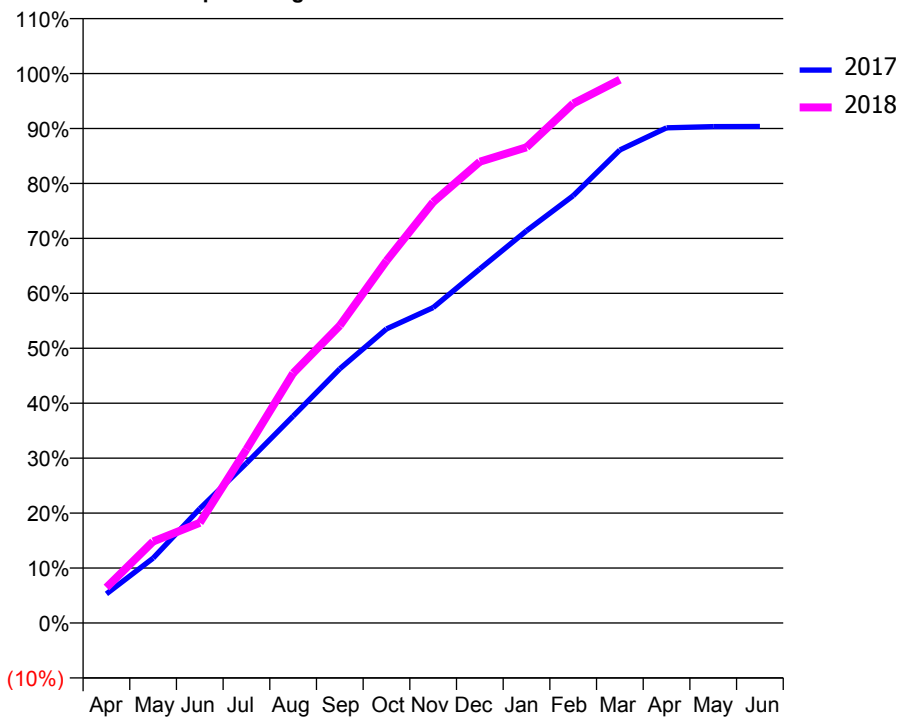
ACCESS*

Patients seen in 24 months	Total	Change since previous quarter
Quarter ending March 2017	5,044	
Quarter ending June 2017	4,882	↓
Quarter ending September 2017	4,592	↓
Quarter ending December 2017	4,123	↓
Quarter ending March 2018	3,550	↓
Variance since March 2017	(29.6%)	↓



ACTIVITY

Cumulative percentage of contracted UDA delivered 2017 & 2018



Month	Adjusted Scheduled Activity (UDA)	
	2017	2018
April	597	471
May	1,330	1,080
June	2,346	1,327
July	3,279	2,300
August	4,245	3,308
September	5,218	3,939
October	6,035	4,797
November	6,473	5,574
December	7,267	6,109
January	8,049	6,300
February	8,770	6,879
March	9,708	7,195
April	10,162	
May	10,186	
June	10,189	

QUALITY

	Quantity	Base Number	Contract	AT	Region	England
% of FP17s for the same patient ID Re-attending within 3 months - Children	113	1,665	6.8%	10.9%	11.6%	11.9%
% of FP17s for the same patient ID Re-attending within 3 months - Adults	446	3,176	14.0%	14.7%	15.4%	16.0%
% of FP17s for the same patient ID Re-attending between 3 & 9 months - Children	1,126	1,665	67.6%	57.2%	59.4%	58.3%
% of FP17s for the same patient ID Re-attending between 3 & 9 months - Adults	1,800	3,176	56.7%	48.1%	51.3%	50.3%
% of FP17s for Band 1 Urgent Courses	336	4,274	7.9%	8.7%	8.0%	9.1%
% of FP17s Relating to Free Repair or Replacements	34	4,274	0.8%	0.7%	0.8%	0.8%
% of FP17s Relating to Continuations	3	4,274	0.1%	0.9%	1.0%	1.0%
% of Patients satisfied with the dentistry they have received	5	5	N/A	91.3%	91.7%	91.5%
% of Patients satisfied with the time they had to wait for an appointment	4	5	N/A	86.9%	88.3%	87.9%

* This is based on patients treated on this contract for their most recent course of treatment. Figures in italics indicate the base number of FP17s or Patient Questionnaire responses are less than 100. N/A is shown where the base number of responses is less than 10 during the period. % is calculated as Quantity/Base number*100

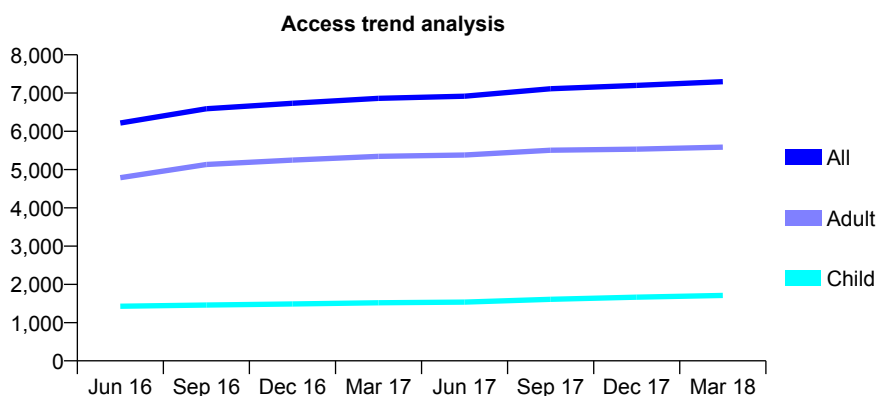
Q58 - Vital Signs At a Glance Contract Report for 172219/0001 - March 2018

Name or company name	Handside Dental Surgery Limited
Contract type name	GDS Contract
Purpose of contract	General
Contract start date	01/10/2014
Contract end date	

17/18 Contracted general activity (UDA)	18,306
Carry forward general activity (UDA)	0
17/18 Contracted orthodontic activity (UOA)	0
Carry forward orthodontic activity (UOA)	0
Baseline contract value	£447,047.76

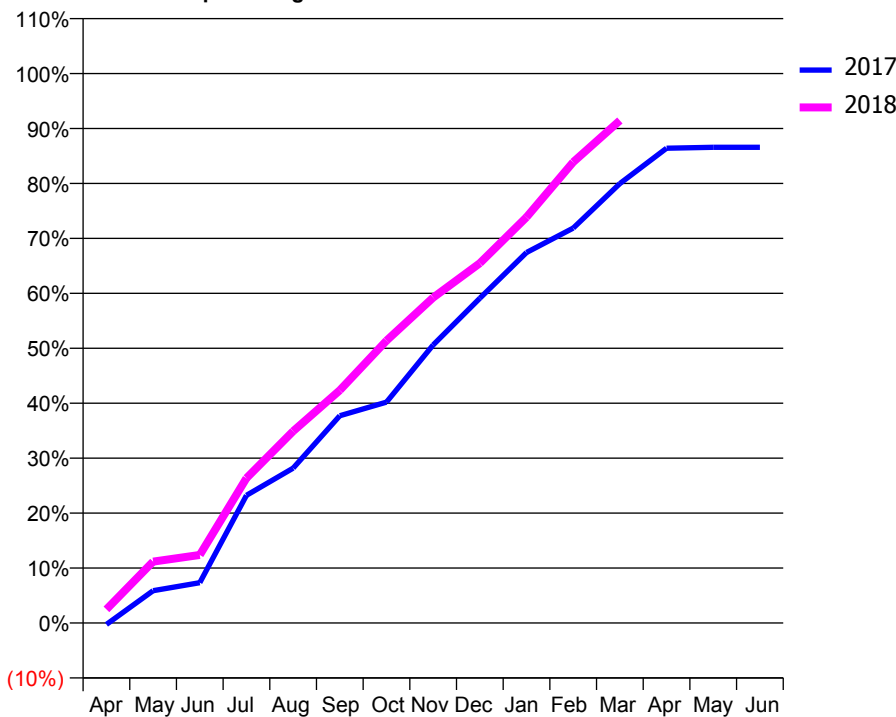
ACCESS*

Patients seen in 24 months	Total	Change since previous quarter
Quarter ending March 2017	6,863	
Quarter ending June 2017	6,916	→
Quarter ending September 2017	7,114	↑
Quarter ending December 2017	7,199	→
Quarter ending March 2018	7,296	→
Variance since March 2017	6.3%	↑



ACTIVITY

Cumulative percentage of contracted UDA delivered 2017 & 2018



Month	Adjusted Scheduled Activity (UDA)	
	2017	2018
April	-51	457
May	1,078	2,046
June	1,343	2,266
July	4,252	4,827
August	5,159	6,392
September	6,906	7,752
October	7,360	9,407
November	9,265	10,840
December	10,818	11,986
January	12,344	13,520
February	13,156	15,355
March	14,637	16,739
April	15,818	
May	15,849	
June	15,849	

QUALITY

	Quantity	Base Number	Contract	AT	Region	England
% of FP17s for the same patient ID Re-attending within 3 months - Children	169	2,769	6.1%	10.9%	11.6%	11.9%
% of FP17s for the same patient ID Re-attending within 3 months - Adults	830	8,273	10.0%	14.7%	15.4%	16.0%
% of FP17s for the same patient ID Re-attending between 3 & 9 months - Children	1,613	2,769	58.3%	57.2%	59.4%	58.3%
% of FP17s for the same patient ID Re-attending between 3 & 9 months - Adults	4,521	8,273	54.6%	48.1%	51.3%	50.3%
% of FP17s for Band 1 Urgent Courses	565	10,377	5.4%	8.7%	8.0%	9.1%
% of FP17s Relating to Free Repair or Replacements	125	10,377	1.2%	0.7%	0.8%	0.8%
% of FP17s Relating to Continuations	56	10,377	0.5%	0.9%	1.0%	1.0%
% of Patients satisfied with the dentistry they have received	14	15	93.3%	91.3%	91.7%	91.5%
% of Patients satisfied with the time they had to wait for an appointment	11	15	73.3%	86.9%	88.3%	87.9%

* This is based on patients treated on this contract for their most recent course of treatment. Figures in italics indicate the base number of FP17s or Patient Questionnaire responses are less than 100. N/A is shown where the base number of responses is less than 10 during the period. % is calculated as Quantity/Base number*100

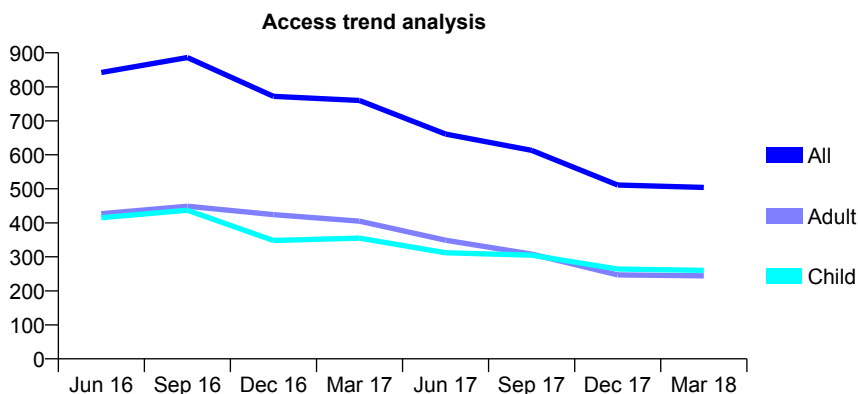
Q58 - Vital Signs At a Glance Contract Report for 173657/0001 - March 2018

Name or company name	Mr A Patel
Contract type name	GDS Contract
Purpose of contract	General
Contract start date	17/01/2014
Contract end date	

17/18 Contracted general activity (UDA)	2,088
Carry forward general activity (UDA)	51
17/18 Contracted orthodontic activity (UOA)	0
Carry forward orthodontic activity (UOA)	0
Baseline contract value	£85,853.14

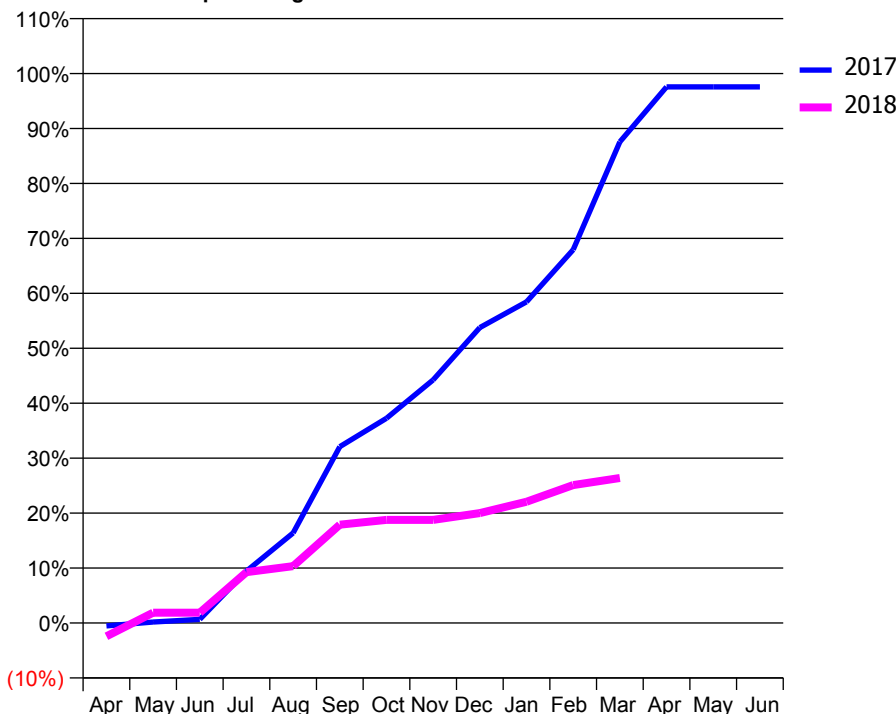
ACCESS*

Patients seen in 24 months	Total	Change since previous quarter
Quarter ending March 2017	760	
Quarter ending June 2017	661	↓
Quarter ending September 2017	613	↓
Quarter ending December 2017	511	↓
Quarter ending March 2018	504	↓
Variance since March 2017	(33.7%)	↓



ACTIVITY

Cumulative percentage of contracted UDA delivered 2017 & 2018



Month	Adjusted Scheduled Activity (UDA)	
	2017	2018
April	-11	-51
May	4	39
June	14	39
July	197	193
August	342	216
September	670	374
October	778	392
November	924	392
December	1,123	418
January	1,220	461
February	1,418	524
March	1,829	551
April	2,037	
May	2,037	
June	2,037	

QUALITY

	Quantity	Base Number	Contract	AT	Region	England
% of FP17s for the same patient ID Re-attending within 3 months - Children	40	237	16.9%	10.9%	11.6%	11.9%
% of FP17s for the same patient ID Re-attending within 3 months - Adults	23	130	17.7%	14.7%	15.4%	16.0%
% of FP17s for the same patient ID Re-attending between 3 & 9 months - Children	123	237	51.9%	57.2%	59.4%	58.3%
% of FP17s for the same patient ID Re-attending between 3 & 9 months - Adults	33	130	25.4%	48.1%	51.3%	50.3%
% of FP17s for Band 1 Urgent Courses	13	309	4.2%	8.7%	8.0%	9.1%
% of FP17s Relating to Free Repair or Replacements	1	309	0.3%	0.7%	0.8%	0.8%
% of FP17s Relating to Continuations	0	309	0.0%	0.9%	1.0%	1.0%
% of Patients satisfied with the dentistry they have received	0	0	N/A	91.3%	91.7%	91.5%
% of Patients satisfied with the time they had to wait for an appointment	0	0	N/A	86.9%	88.3%	87.9%

* This is based on patients treated on this contract for their most recent course of treatment. Figures in italics indicate the base number of FP17s or Patient Questionnaire responses are less than 100. N/A is shown where the base number of responses is less than 10 during the period. % is calculated as Quantity/Base number*100

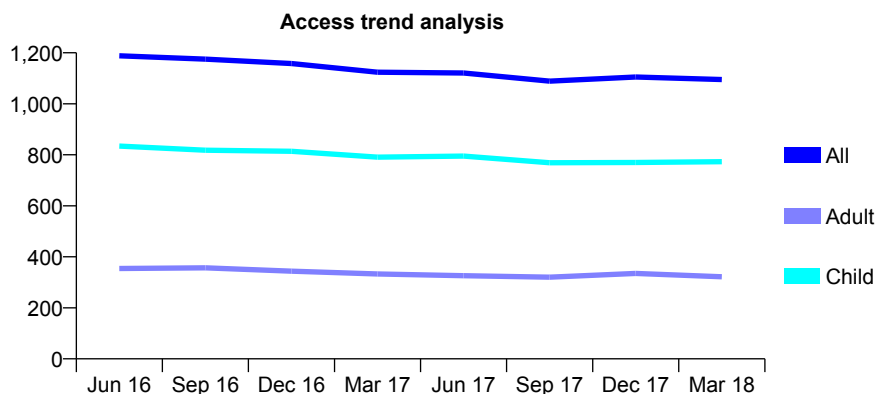
Q58 - Vital Signs At a Glance Contract Report for 174149/0001 - March 2018

Name or company name	East Park Dental Practice Ltd
Contract type name	GDS Contract
Purpose of contract	General
Contract start date	20/07/2007
Contract end date	

17/18 Contracted general activity (UDA)	2,450
Carry forward general activity (UDA)	-49
17/18 Contracted orthodontic activity (UOA)	0
Carry forward orthodontic activity (UOA)	0
Baseline contract value	£57,296.90

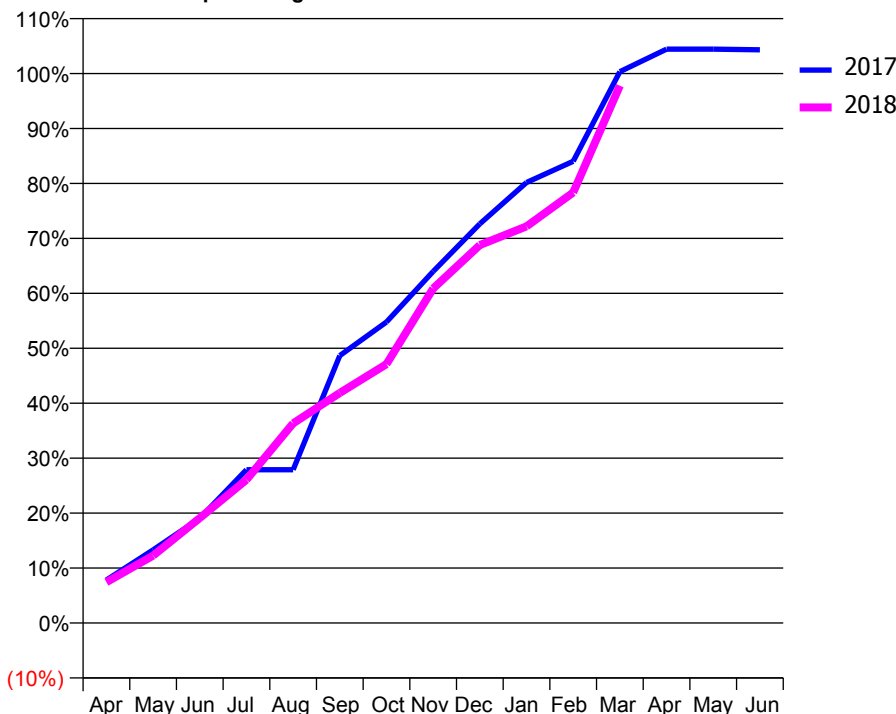
ACCESS*

Patients seen in 24 months	Total	Change since previous quarter
Quarter ending March 2017	1,124	
Quarter ending June 2017	1,121	→
Quarter ending September 2017	1,089	↓
Quarter ending December 2017	1,105	→
Quarter ending March 2018	1,095	→
Variance since March 2017	(2.6%)	↓



ACTIVITY

Cumulative percentage of contracted UDA delivered 2017 & 2018



Month	Adjusted Scheduled Activity (UDA)	
	2017	2018
April	192	182
May	326	301
June	467	468
July	683	639
August	683	890
September	1,193	1,026
October	1,342	1,154
November	1,568	1,491
December	1,780	1,685
January	1,964	1,769
February	2,059	1,919
March	2,458	2,396
April	2,559	
May	2,559	
June	2,556	

QUALITY

	Quantity	Base Number	Contract	AT	Region	England
% of FP17s for the same patient ID Re-attending within 3 months - Children	180	1,482	12.1%	10.9%	11.6%	11.9%
% of FP17s for the same patient ID Re-attending within 3 months - Adults	42	321	13.1%	14.7%	15.4%	16.0%
% of FP17s for the same patient ID Re-attending between 3 & 9 months - Children	1,012	1,482	68.3%	57.2%	59.4%	58.3%
% of FP17s for the same patient ID Re-attending between 3 & 9 months - Adults	224	321	69.8%	48.1%	51.3%	50.3%
% of FP17s for Band 1 Urgent Courses	70	1,731	4.0%	8.7%	8.0%	9.1%
% of FP17s Relating to Free Repair or Replacements	1	1,731	0.1%	0.7%	0.8%	0.8%
% of FP17s Relating to Continuations	1	1,731	0.1%	0.9%	1.0%	1.0%
% of Patients satisfied with the dentistry they have received	1	1	N/A	91.3%	91.7%	91.5%
% of Patients satisfied with the time they had to wait for an appointment	1	1	N/A	86.9%	88.3%	87.9%

* This is based on patients treated on this contract for their most recent course of treatment. Figures in italics indicate the base number of FP17s or Patient Questionnaire responses are less than 100. N/A is shown where the base number of responses is less than 10 during the period. % is calculated as Quantity/Base number*100

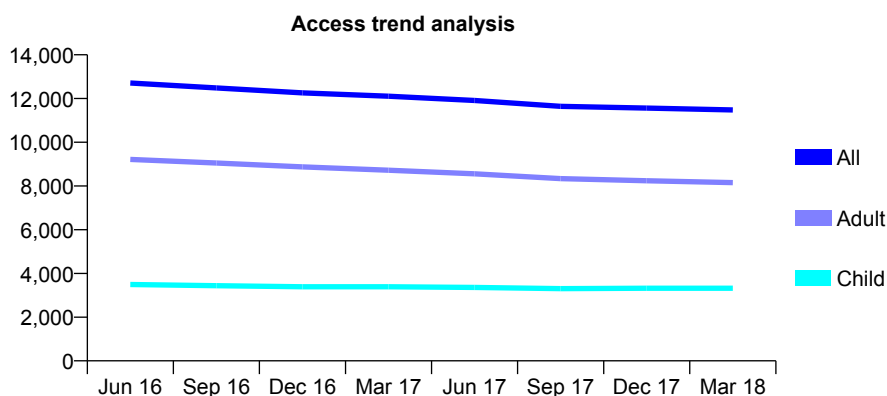
Q58 - Vital Signs At a Glance Contract Report for 175250/0001 - March 2018

Name or company name	Mawsley Dental Clinic
Contract type name	GDS Contract
Purpose of contract	General
Contract start date	01/10/2007
Contract end date	

17/18 Contracted general activity (UDA)	30,511
Carry forward general activity (UDA)	-610
17/18 Contracted orthodontic activity (UOA)	0
Carry forward orthodontic activity (UOA)	0
Baseline contract value	£938,473.30

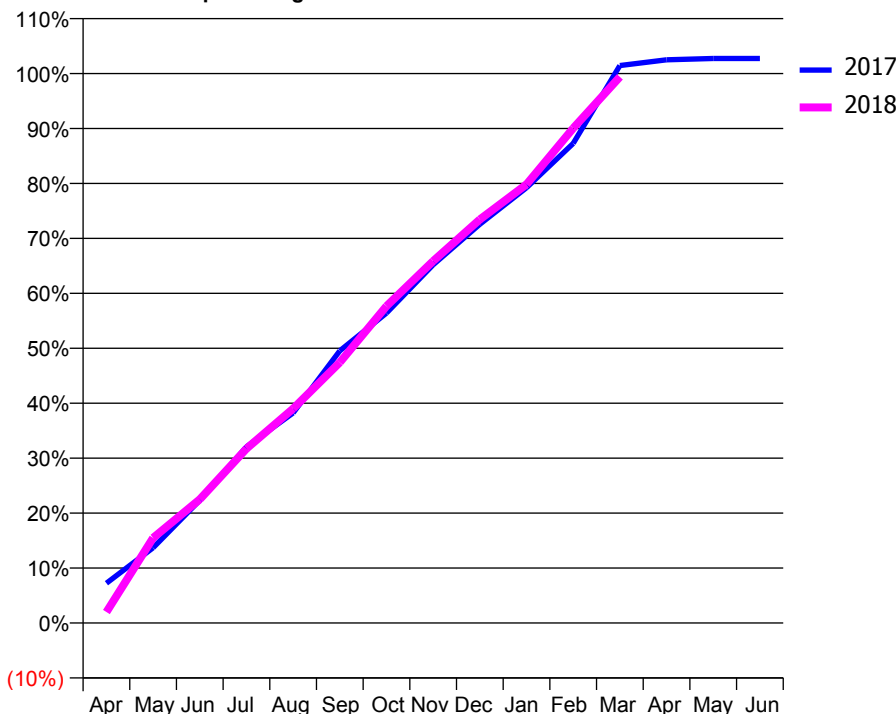
ACCESS*

Patients seen in 24 months	Total	Change since previous quarter
Quarter ending March 2017	12,105	
Quarter ending June 2017	11,909	↓
Quarter ending September 2017	11,640	↓
Quarter ending December 2017	11,560	→
Quarter ending March 2018	11,475	→
Variance since March 2017	(5.2%)	↓



ACTIVITY

Cumulative percentage of contracted UDA delivered 2017 & 2018



Month	Adjusted Scheduled Activity (UDA)	
	2017	2018
April	2,210	610
May	4,179	4,724
June	6,813	6,871
July	9,788	9,681
August	11,662	11,905
September	15,116	14,468
October	17,210	17,599
November	19,891	20,098
December	22,145	22,405
January	24,168	24,355
February	26,631	27,474
March	30,954	30,324
April	31,272	
May	31,348	
June	31,347	

QUALITY

	Quantity	Base Number	Contract	AT	Region	England
% of FP17s for the same patient ID Re-attending within 3 months - Children	410	5,405	7.6%	10.9%	11.6%	11.9%
% of FP17s for the same patient ID Re-attending within 3 months - Adults	1,754	11,127	15.8%	14.7%	15.4%	16.0%
% of FP17s for the same patient ID Re-attending between 3 & 9 months - Children	3,524	5,405	65.2%	57.2%	59.4%	58.3%
% of FP17s for the same patient ID Re-attending between 3 & 9 months - Adults	5,390	11,127	48.4%	48.1%	51.3%	50.3%
% of FP17s for Band 1 Urgent Courses	1,189	16,315	7.3%	8.7%	8.0%	9.1%
% of FP17s Relating to Free Repair or Replacements	116	16,315	0.7%	0.7%	0.8%	0.8%
% of FP17s Relating to Continuations	459	16,315	2.8%	0.9%	1.0%	1.0%
% of Patients satisfied with the dentistry they have received	8	8	N/A	91.3%	91.7%	91.5%
% of Patients satisfied with the time they had to wait for an appointment	8	8	N/A	86.9%	88.3%	87.9%

* This is based on patients treated on this contract for their most recent course of treatment. Figures in italics indicate the base number of FP17s or Patient Questionnaire responses are less than 100. N/A is shown where the base number of responses is less than 10 during the period. % is calculated as Quantity/Base number*100

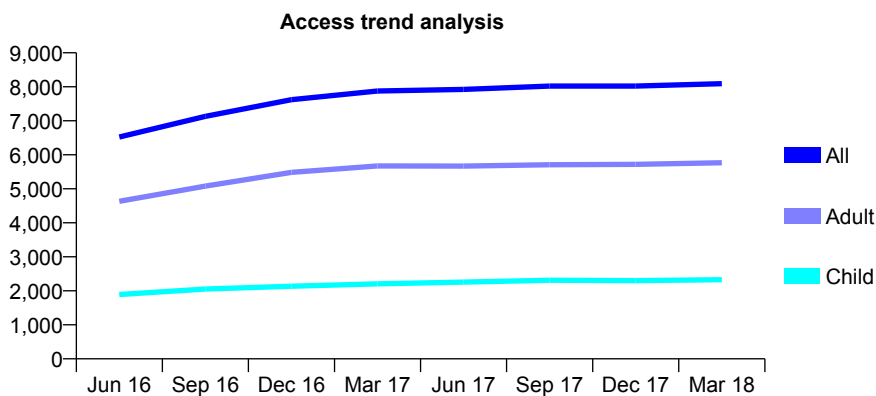
Q58 - Vital Signs At a Glance Contract Report for 175749/0001 - March 2018

Name or company name	Waltham Cross Partnership
Contract type name	GDS Contract
Purpose of contract	General
Contract start date	01/02/2015
Contract end date	

17/18 Contracted general activity (UDA)	30,003
Carry forward general activity (UDA)	396
17/18 Contracted orthodontic activity (UOA)	0
Carry forward orthodontic activity (UOA)	0
Baseline contract value	£760,269.79

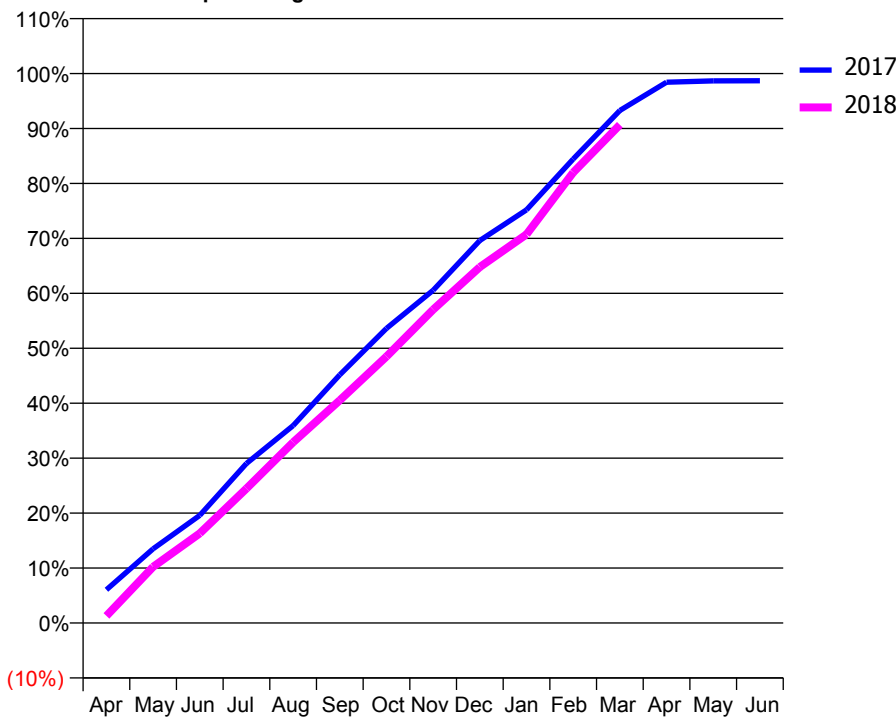
ACCESS*

Patients seen in 24 months	Total	Change since previous quarter
Quarter ending March 2017	7,878	
Quarter ending June 2017	7,922	→
Quarter ending September 2017	8,022	→
Quarter ending December 2017	8,022	→
Quarter ending March 2018	8,091	→
Variance since March 2017	2.7%	↑



ACTIVITY

Cumulative percentage of contracted UDA delivered 2017 & 2018



Month	Adjusted Scheduled Activity (UDA)	
	2017	2018
April	1,815	387
May	4,051	3,072
June	5,879	4,899
July	8,710	7,340
August	10,777	9,872
September	13,557	12,166
October	16,084	14,554
November	18,172	17,112
December	20,884	19,434
January	22,557	21,222
February	25,334	24,596
March	27,987	27,206
April	29,529	
May	29,598	
June	29,607	

QUALITY

	Quantity	Base Number	Contract	AT	Region	England
% of FP17s for the same patient ID Re-attending within 3 months - Children	491	3,303	14.9%	10.9%	11.6%	11.9%
% of FP17s for the same patient ID Re-attending within 3 months - Adults	1,589	7,068	22.5%	14.7%	15.4%	16.0%
% of FP17s for the same patient ID Re-attending between 3 & 9 months - Children	1,398	3,303	42.3%	57.2%	59.4%	58.3%
% of FP17s for the same patient ID Re-attending between 3 & 9 months - Adults	2,490	7,068	35.2%	48.1%	51.3%	50.3%
% of FP17s for Band 1 Urgent Courses	1,313	9,863	13.3%	8.7%	8.0%	9.1%
% of FP17s Relating to Free Repair or Replacements	95	9,863	1.0%	0.7%	0.8%	0.8%
% of FP17s Relating to Continuations	326	9,863	3.3%	0.9%	1.0%	1.0%
% of Patients satisfied with the dentistry they have received	10	10	100.0%	91.3%	91.7%	91.5%
% of Patients satisfied with the time they had to wait for an appointment	10	10	100.0%	86.9%	88.3%	87.9%

* This is based on patients treated on this contract for their most recent course of treatment. Figures in italics indicate the base number of FP17s or Patient Questionnaire responses are less than 100. N/A is shown where the base number of responses is less than 10 during the period. % is calculated as Quantity/Base number*100

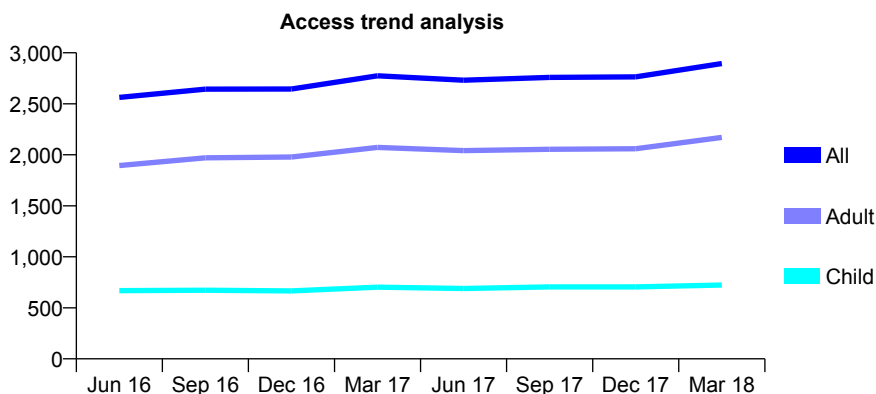
Q58 - Vital Signs At a Glance Contract Report for 176826/0001 - March 2018

Name or company name	Tooth Logic Limited
Contract type name	GDS Contract
Purpose of contract	General
Contract start date	03/11/2014
Contract end date	

17/18 Contracted general activity (UDA)	10,000
Carry forward general activity (UDA)	403
17/18 Contracted orthodontic activity (UOA)	0
Carry forward orthodontic activity (UOA)	0
Baseline contract value	£244,571.92

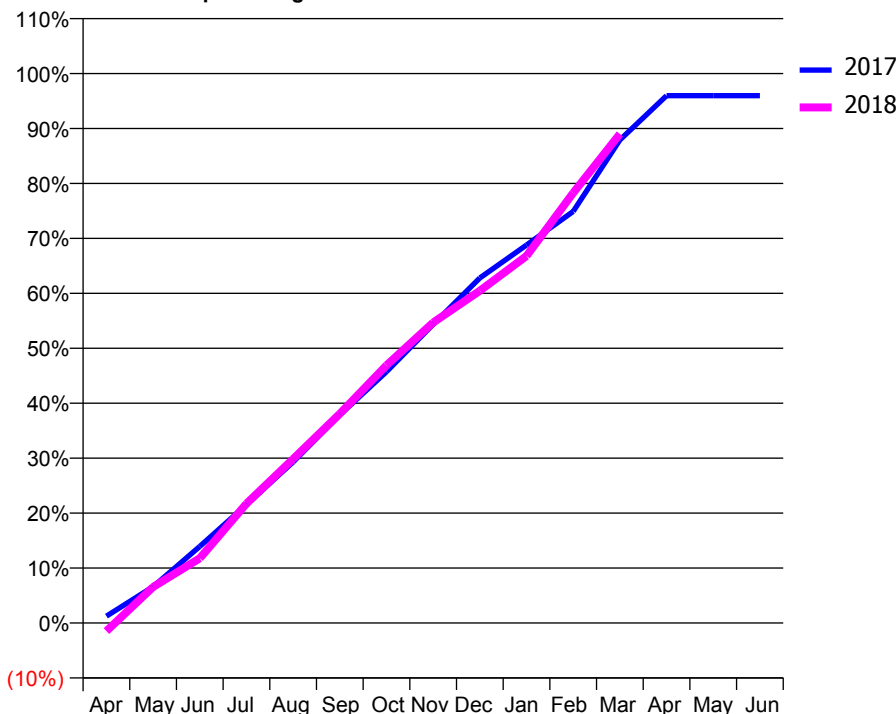
ACCESS*

Patients seen in 24 months	Total	Change since previous quarter
Quarter ending March 2017	2,774	
Quarter ending June 2017	2,731	↓
Quarter ending September 2017	2,759	→
Quarter ending December 2017	2,764	→
Quarter ending March 2018	2,895	↑
Variance since March 2017	4.4%	↑



ACTIVITY

Cumulative percentage of contracted UDA delivered 2017 & 2018



Month	Adjusted Scheduled Activity (UDA)	
	2017	2018
April	126	-149
May	661	656
June	1,395	1,177
July	2,154	2,172
August	2,930	2,985
September	3,786	3,808
October	4,574	4,689
November	5,435	5,468
December	6,279	6,045
January	6,877	6,680
February	7,490	7,828
March	8,792	8,900
April	9,597	
May	9,597	
June	9,597	

QUALITY

	Quantity	Base Number	Contract	AT	Region	England
% of FP17s for the same patient ID Re-attending within 3 months - Children	72	1,084	6.6%	10.9%	11.6%	11.9%
% of FP17s for the same patient ID Re-attending within 3 months - Adults	696	3,281	21.2%	14.7%	15.4%	16.0%
% of FP17s for the same patient ID Re-attending between 3 & 9 months - Children	573	1,084	52.9%	57.2%	59.4%	58.3%
% of FP17s for the same patient ID Re-attending between 3 & 9 months - Adults	1,487	3,281	45.3%	48.1%	51.3%	50.3%
% of FP17s for Band 1 Urgent Courses	355	4,120	8.6%	8.7%	8.0%	9.1%
% of FP17s Relating to Free Repair or Replacements	80	4,120	1.9%	0.7%	0.8%	0.8%
% of FP17s Relating to Continuations	220	4,120	5.3%	0.9%	1.0%	1.0%
% of Patients satisfied with the dentistry they have received	3	3	N/A	91.3%	91.7%	91.5%
% of Patients satisfied with the time they had to wait for an appointment	1	3	N/A	86.9%	88.3%	87.9%

* This is based on patients treated on this contract for their most recent course of treatment. Figures in italics indicate the base number of FP17s or Patient Questionnaire responses are less than 100. N/A is shown where the base number of responses is less than 10 during the period. % is calculated as Quantity/Base number*100

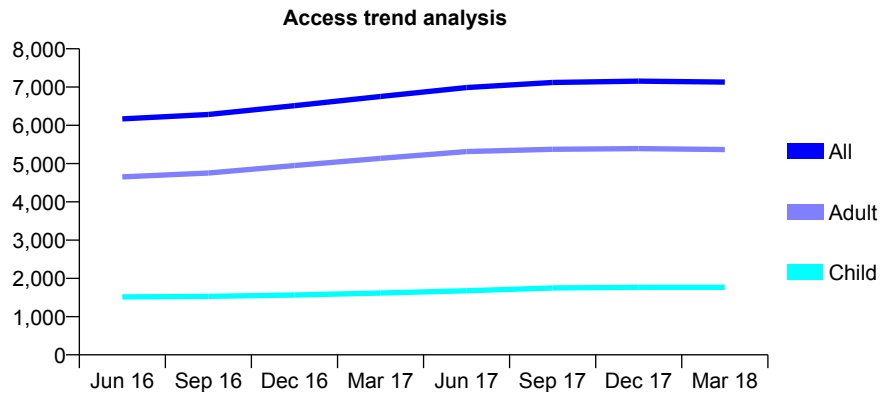
Q58 - Vital Signs At a Glance Contract Report for 176893/0003 - March 2018

Name or company name	Knape Ltd
Contract type name	GDS Contract
Purpose of contract	General
Contract start date	01/04/2007
Contract end date	

17/18 Contracted general activity (UDA)	18,713
Carry forward general activity (UDA)	-213
17/18 Contracted orthodontic activity (UOA)	0
Carry forward orthodontic activity (UOA)	0
Baseline contract value	£665,839.00

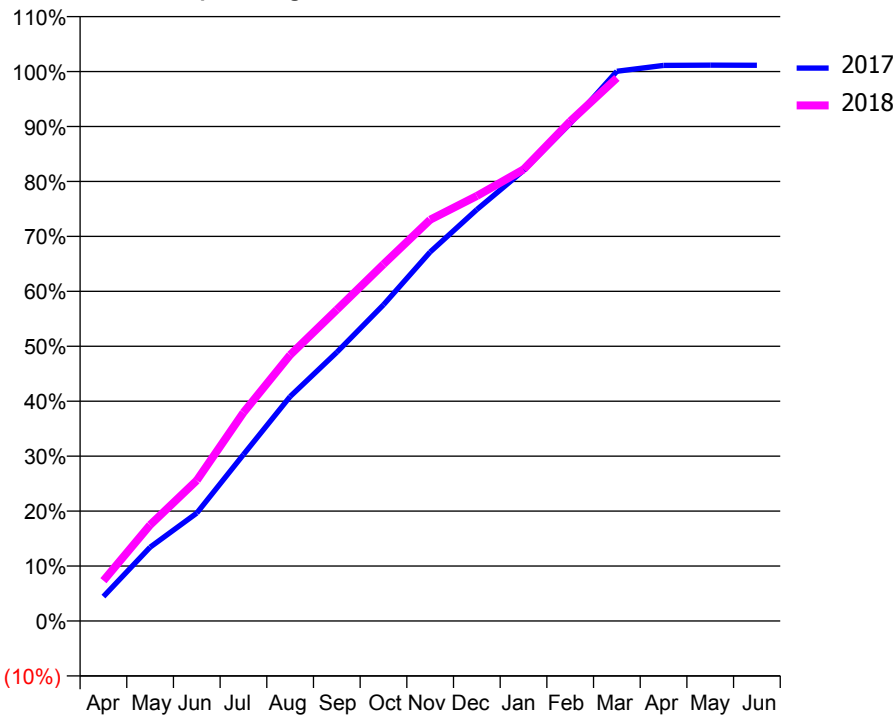
ACCESS*

Patients seen in 24 months	Total	Change since previous quarter
Quarter ending March 2017	6,753	
Quarter ending June 2017	6,987	↑
Quarter ending September 2017	7,120	→
Quarter ending December 2017	7,156	→
Quarter ending March 2018	7,129	→
Variance since March 2017	5.6%	↑



ACTIVITY

Cumulative percentage of contracted UDA delivered 2017 & 2018



Month	Adjusted Scheduled Activity (UDA)	
	2017	2018
April	832	1,375
May	2,512	3,272
June	3,674	4,788
July	5,670	7,098
August	7,646	9,063
September	9,155	10,600
October	10,770	12,151
November	12,567	13,665
December	14,013	14,474
January	15,342	15,378
February	16,945	17,016
March	18,719	18,495
April	18,919	
May	18,930	
June	18,927	

QUALITY

	Quantity	Base Number	Contract	AT	Region	England
% of FP17s for the same patient ID Re-attending within 3 months - Children	113	2,635	4.3%	10.9%	11.6%	11.9%
% of FP17s for the same patient ID Re-attending within 3 months - Adults	334	6,318	5.3%	14.7%	15.4%	16.0%
% of FP17s for the same patient ID Re-attending between 3 & 9 months - Children	1,711	2,635	64.9%	57.2%	59.4%	58.3%
% of FP17s for the same patient ID Re-attending between 3 & 9 months - Adults	3,767	6,318	59.6%	48.1%	51.3%	50.3%
% of FP17s for Band 1 Urgent Courses	559	8,846	6.3%	8.7%	8.0%	9.1%
% of FP17s Relating to Free Repair or Replacements	10	8,846	0.1%	0.7%	0.8%	0.8%
% of FP17s Relating to Continuations	0	8,846	0.0%	0.9%	1.0%	1.0%
% of Patients satisfied with the dentistry they have received	3	3	N/A	91.3%	91.7%	91.5%
% of Patients satisfied with the time they had to wait for an appointment	3	3	N/A	86.9%	88.3%	87.9%

* This is based on patients treated on this contract for their most recent course of treatment. Figures in italics indicate the base number of FP17s or Patient Questionnaire responses are less than 100. N/A is shown where the base number of responses is less than 10 during the period. % is calculated as Quantity/Base number*100

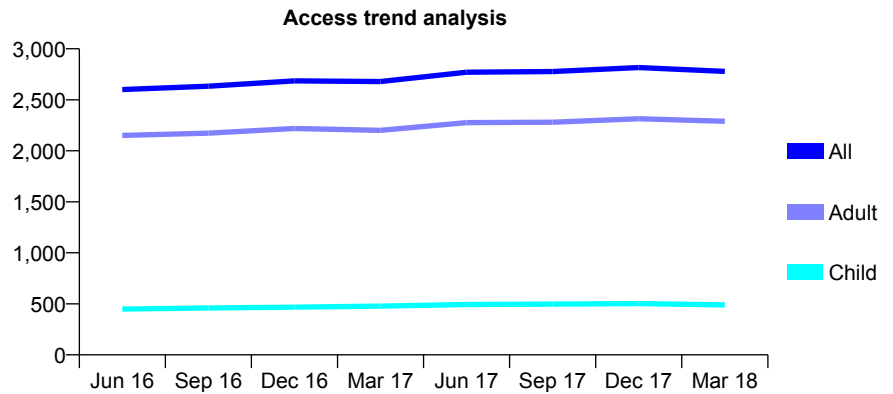
Q58 - Vital Signs At a Glance Contract Report for 177288/0001 - March 2018

Name or company name	Mr P Cranfield and Mr V Gehani
Contract type name	GDS Contract
Purpose of contract	General
Contract start date	01/12/2013
Contract end date	

17/18 Contracted general activity (UDA)	6,698
Carry forward general activity (UDA)	68
17/18 Contracted orthodontic activity (UOA)	0
Carry forward orthodontic activity (UOA)	0
Baseline contract value	£154,299.49

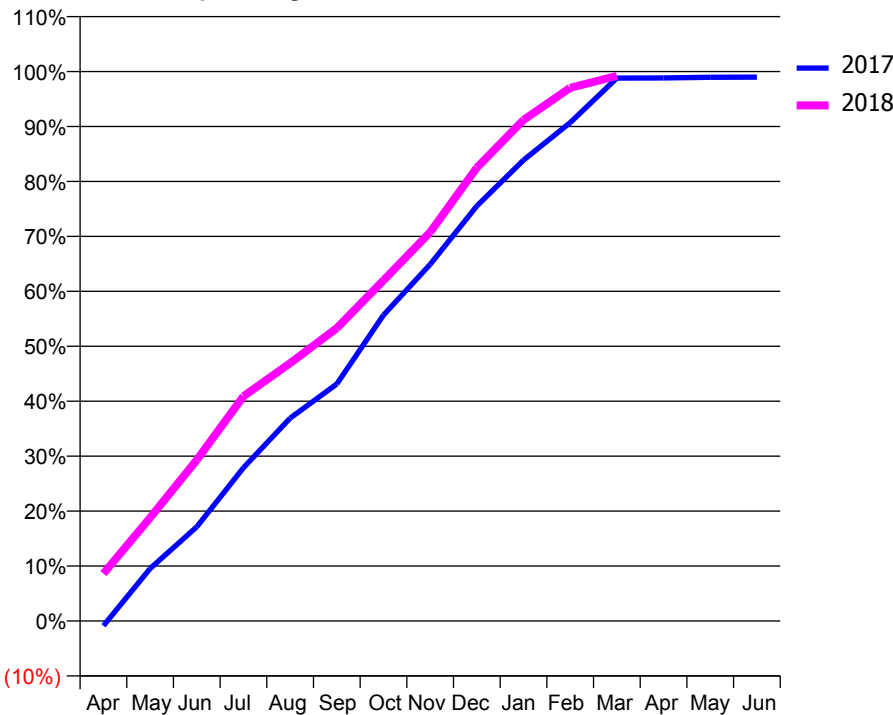
ACCESS*

Patients seen in 24 months	Total	Change since previous quarter
Quarter ending March 2017	2,679	
Quarter ending June 2017	2,771	↑
Quarter ending September 2017	2,777	→
Quarter ending December 2017	2,816	→
Quarter ending March 2018	2,779	↓
Variance since March 2017	3.7%	↑



ACTIVITY

Cumulative percentage of contracted UDA delivered 2017 & 2018



Month	Adjusted Scheduled Activity (UDA)	
	2017	2018
April	-60	578
May	640	1,259
June	1,148	1,962
July	1,868	2,739
August	2,474	3,142
September	2,889	3,570
October	3,730	4,152
November	4,347	4,739
December	5,058	5,525
January	5,617	6,108
February	6,075	6,499
March	6,618	6,644
April	6,620	
May	6,627	
June	6,630	

QUALITY

	Quantity	Base Number	Contract	AT	Region	England
% of FP17s for the same patient ID Re-attending within 3 months - Children	42	787	5.3%	10.9%	11.6%	11.9%
% of FP17s for the same patient ID Re-attending within 3 months - Adults	339	3,008	11.3%	14.7%	15.4%	16.0%
% of FP17s for the same patient ID Re-attending between 3 & 9 months - Children	534	787	67.9%	57.2%	59.4%	58.3%
% of FP17s for the same patient ID Re-attending between 3 & 9 months - Adults	1,994	3,008	66.3%	48.1%	51.3%	50.3%
% of FP17s for Band 1 Urgent Courses	170	3,785	4.5%	8.7%	8.0%	9.1%
% of FP17s Relating to Free Repair or Replacements	40	3,785	1.1%	0.7%	0.8%	0.8%
% of FP17s Relating to Continuations	17	3,785	0.4%	0.9%	1.0%	1.0%
% of Patients satisfied with the dentistry they have received	9	9	N/A	91.3%	91.7%	91.5%
% of Patients satisfied with the time they had to wait for an appointment	9	9	N/A	86.9%	88.3%	87.9%

* This is based on patients treated on this contract for their most recent course of treatment. Figures in italics indicate the base number of FP17s or Patient Questionnaire responses are less than 100. N/A is shown where the base number of responses is less than 10 during the period. % is calculated as Quantity/Base number*100

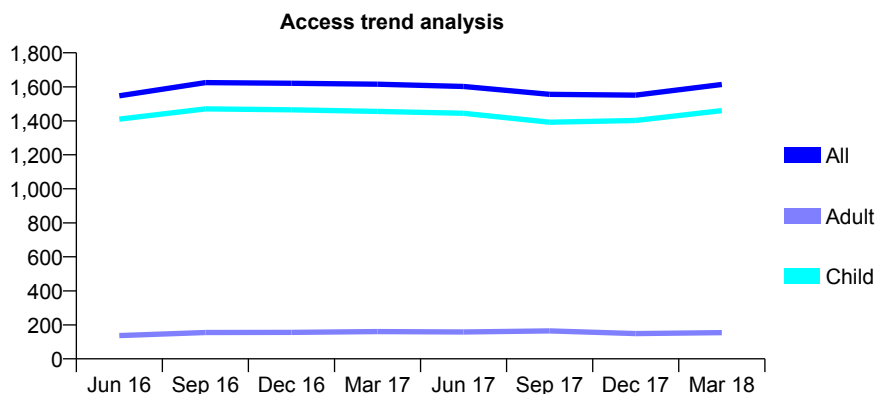
Q58 - Vital Signs At a Glance Contract Report for 178381/0001 - March 2018

Name or company name	The Dental Clinic Ltd
Contract type name	GDS Contract
Purpose of contract	General
Contract start date	07/04/2007
Contract end date	

17/18 Contracted general activity (UDA)	2,858
Carry forward general activity (UDA)	0
17/18 Contracted orthodontic activity (UOA)	0
Carry forward orthodontic activity (UOA)	0
Baseline contract value	£69,899.20

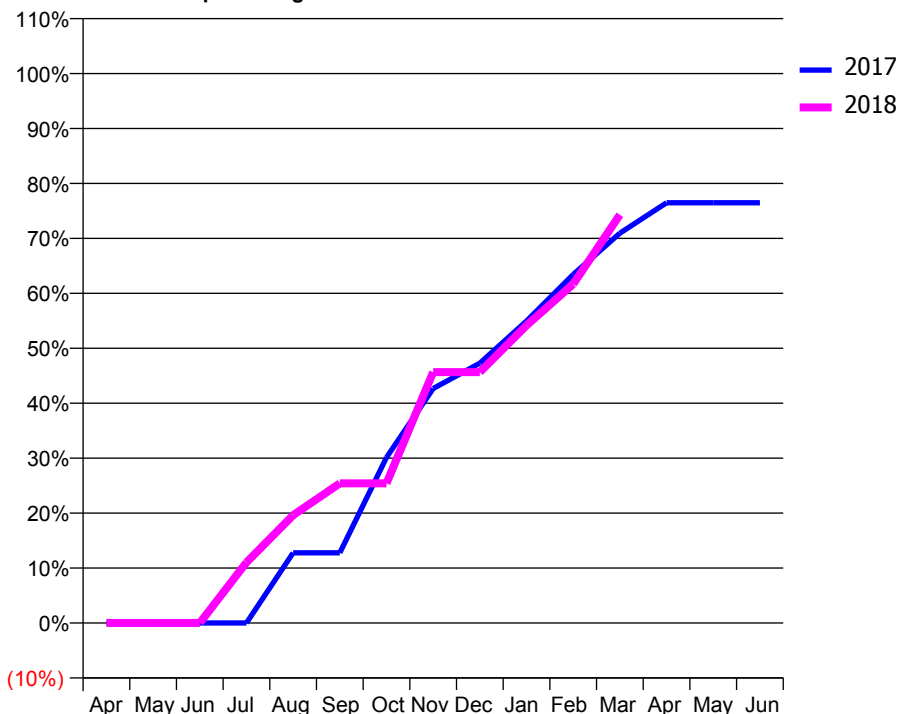
ACCESS*

Patients seen in 24 months	Total	Change since previous quarter
Quarter ending March 2017	1,615	
Quarter ending June 2017	1,602	→
Quarter ending September 2017	1,556	↓
Quarter ending December 2017	1,551	→
Quarter ending March 2018	1,614	↑
Variance since March 2017	(0.1%)	→



ACTIVITY

Cumulative percentage of contracted UDA delivered 2017 & 2018



Month	Adjusted Scheduled Activity (UDA)	
	2017	2018
April	0	0
May	0	0
June	0	0
July	0	315
August	365	561
September	365	727
October	861	727
November	1,219	1,305
December	1,352	1,305
January	1,571	1,548
February	1,813	1,763
March	2,028	2,123
April	2,186	
May	2,186	
June	2,186	

QUALITY

	Quantity	Base Number	Contract	AT	Region	England
% of FP17s for the same patient ID Re-attending within 3 months - Children	99	2,002	4.9%	10.9%	11.6%	11.9%
% of FP17s for the same patient ID Re-attending within 3 months - Adults	2	10	20.0%	14.7%	15.4%	16.0%
% of FP17s for the same patient ID Re-attending between 3 & 9 months - Children	1,118	2,002	55.8%	57.2%	59.4%	58.3%
% of FP17s for the same patient ID Re-attending between 3 & 9 months - Adults	4	10	40.0%	48.1%	51.3%	50.3%
% of FP17s for Band 1 Urgent Courses	7	1,885	0.4%	8.7%	8.0%	9.1%
% of FP17s Relating to Free Repair or Replacements	0	1,885	0.0%	0.7%	0.8%	0.8%
% of FP17s Relating to Continuations	36	1,885	1.9%	0.9%	1.0%	1.0%
% of Patients satisfied with the dentistry they have received	0	0	N/A	91.3%	91.7%	91.5%
% of Patients satisfied with the time they had to wait for an appointment	0	0	N/A	86.9%	88.3%	87.9%

* This is based on patients treated on this contract for their most recent course of treatment. Figures in italics indicate the base number of FP17s or Patient Questionnaire responses are less than 100. N/A is shown where the base number of responses is less than 10 during the period. % is calculated as Quantity/Base number*100

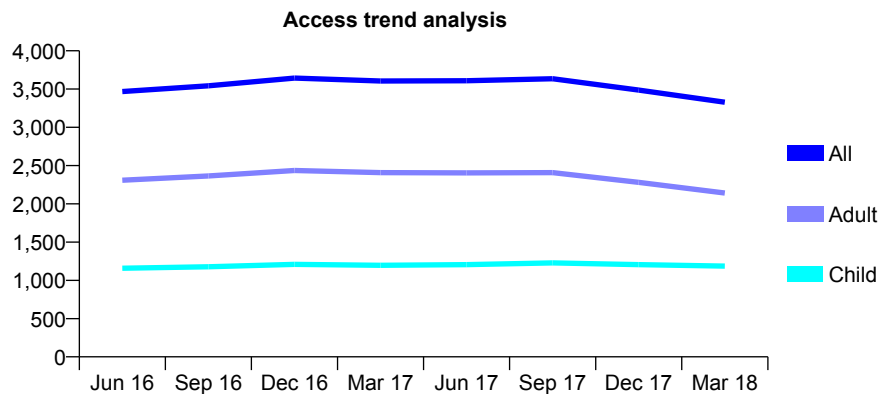
Q58 - Vital Signs At a Glance Contract Report for 180386/0001 - March 2018

Name or company name	Hoddesdon Dental Surgery Limited
Contract type name	GDS Contract
Purpose of contract	General
Contract start date	01/04/2007
Contract end date	

17/18 Contracted general activity (UDA)	6,370
Carry forward general activity (UDA)	-18
17/18 Contracted orthodontic activity (UOA)	0
Carry forward orthodontic activity (UOA)	0
Baseline contract value	£159,296.45

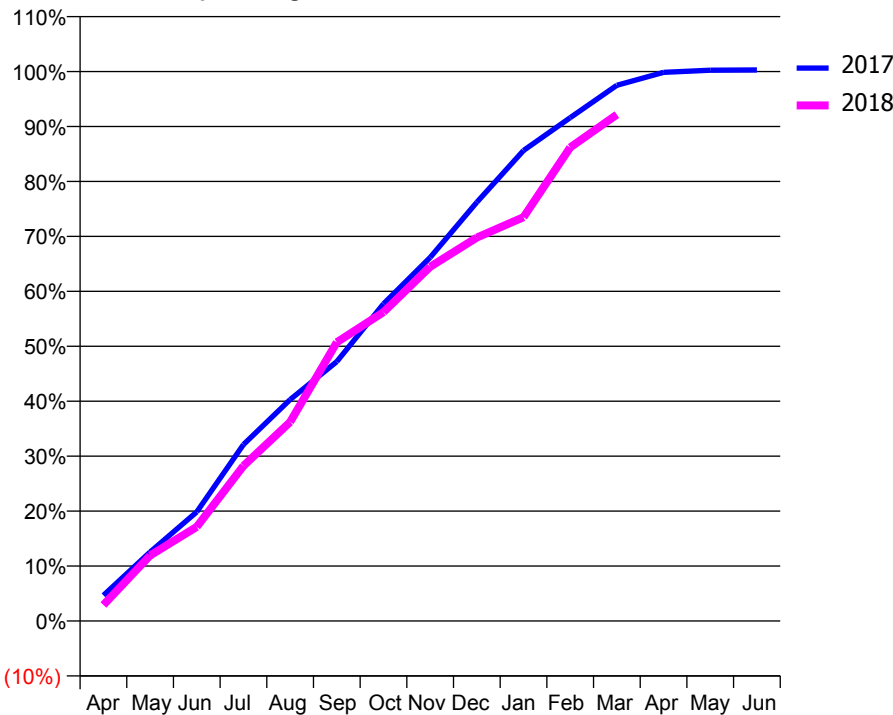
ACCESS*

Patients seen in 24 months	Total	Change since previous quarter
Quarter ending March 2017	3,605	
Quarter ending June 2017	3,609	→
Quarter ending September 2017	3,635	→
Quarter ending December 2017	3,486	↓
Quarter ending March 2018	3,328	↓
Variance since March 2017	(7.7%)	↓



ACTIVITY

Cumulative percentage of contracted UDA delivered 2017 & 2018



Month	Adjusted Scheduled Activity (UDA)	
	2017	2018
April	297	186
May	801	760
June	1,266	1,093
July	2,047	1,798
August	2,567	2,308
September	3,007	3,231
October	3,676	3,581
November	4,215	4,106
December	4,854	4,445
January	5,454	4,681
February	5,834	5,490
March	6,210	5,870
April	6,361	
May	6,385	
June	6,388	

QUALITY

	Quantity	Base Number	Contract	AT	Region	England
% of FP17s for the same patient ID Re-attending within 3 months - Children	127	1,634	7.8%	10.9%	11.6%	11.9%
% of FP17s for the same patient ID Re-attending within 3 months - Adults	325	2,354	13.8%	14.7%	15.4%	16.0%
% of FP17s for the same patient ID Re-attending between 3 & 9 months - Children	905	1,634	55.4%	57.2%	59.4%	58.3%
% of FP17s for the same patient ID Re-attending between 3 & 9 months - Adults	1,066	2,354	45.3%	48.1%	51.3%	50.3%
% of FP17s for Band 1 Urgent Courses	333	3,310	10.1%	8.7%	8.0%	9.1%
% of FP17s Relating to Free Repair or Replacements	24	3,310	0.7%	0.7%	0.8%	0.8%
% of FP17s Relating to Continuations	13	3,310	0.4%	0.9%	1.0%	1.0%
% of Patients satisfied with the dentistry they have received	1	1	N/A	91.3%	91.7%	91.5%
% of Patients satisfied with the time they had to wait for an appointment	1	1	N/A	86.9%	88.3%	87.9%

* This is based on patients treated on this contract for their most recent course of treatment. Figures in italics indicate the base number of FP17s or Patient Questionnaire responses are less than 100. N/A is shown where the base number of responses is less than 10 during the period. % is calculated as Quantity/Base number*100

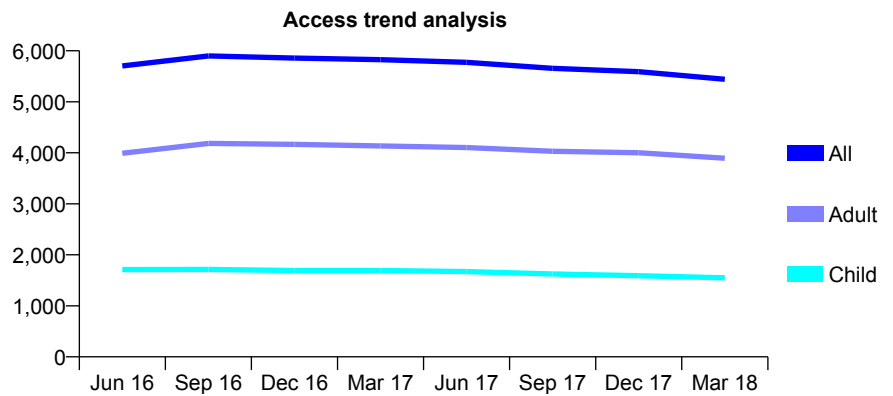
Q58 - Vital Signs At a Glance Contract Report for 181153/0001 - March 2018

Name or company name	Katherine Place Dental Practice
Contract type name	GDS Contract
Purpose of contract	General
Contract start date	01/07/2007
Contract end date	

17/18 Contracted general activity (UDA)	13,580
Carry forward general activity (UDA)	32
17/18 Contracted orthodontic activity (UOA)	0
Carry forward orthodontic activity (UOA)	0
Baseline contract value	£354,483.55

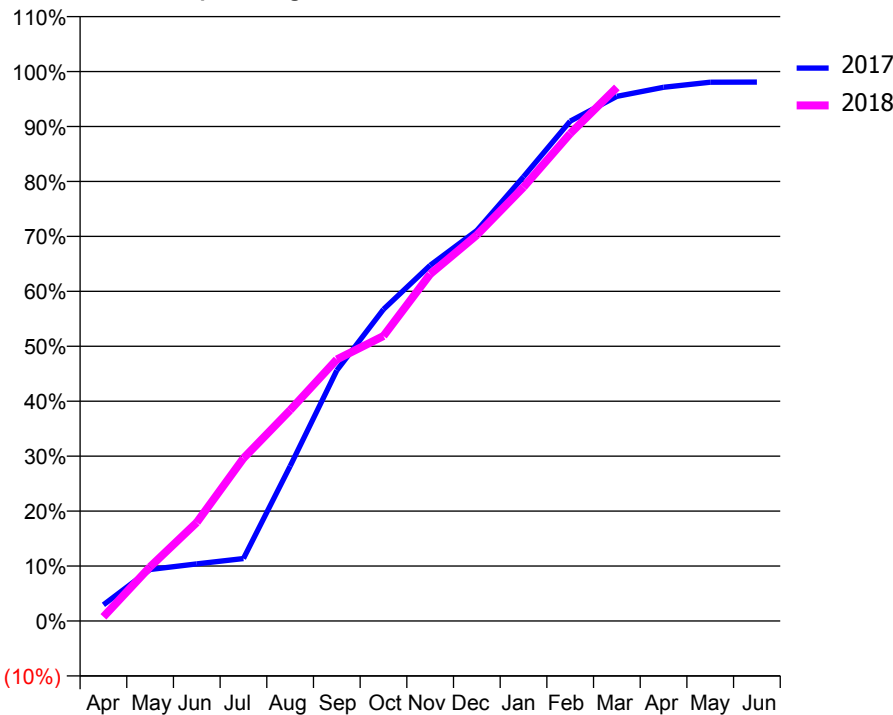
ACCESS*

Patients seen in 24 months	Total	Change since previous quarter
Quarter ending March 2017	5,827	
Quarter ending June 2017	5,774	→
Quarter ending September 2017	5,656	↓
Quarter ending December 2017	5,592	↓
Quarter ending March 2018	5,443	↓
Variance since March 2017	(6.6%)	↓



ACTIVITY

Cumulative percentage of contracted UDA delivered 2017 & 2018



Month	Adjusted Scheduled Activity (UDA)	
	2017	2018
April	402	104
May	1,274	1,341
June	1,413	2,437
July	1,543	4,022
August	3,828	5,210
September	6,195	6,464
October	7,703	7,045
November	8,789	8,573
December	9,651	9,540
January	10,979	10,721
February	12,352	12,046
March	12,965	13,186
April	13,190	
May	13,314	
June	13,318	

QUALITY

	Quantity	Base Number	Contract	AT	Region	England
% of FP17s for the same patient ID Re-attending within 3 months - Children	158	2,147	7.4%	10.9%	11.6%	11.9%
% of FP17s for the same patient ID Re-attending within 3 months - Adults	810	5,218	15.5%	14.7%	15.4%	16.0%
% of FP17s for the same patient ID Re-attending between 3 & 9 months - Children	1,092	2,147	50.9%	57.2%	59.4%	58.3%
% of FP17s for the same patient ID Re-attending between 3 & 9 months - Adults	2,527	5,218	48.4%	48.1%	51.3%	50.3%
% of FP17s for Band 1 Urgent Courses	690	7,180	9.6%	8.7%	8.0%	9.1%
% of FP17s Relating to Free Repair or Replacements	69	7,180	1.0%	0.7%	0.8%	0.8%
% of FP17s Relating to Continuations	94	7,180	1.3%	0.9%	1.0%	1.0%
% of Patients satisfied with the dentistry they have received	4	5	N/A	91.3%	91.7%	91.5%
% of Patients satisfied with the time they had to wait for an appointment	2	5	N/A	86.9%	88.3%	87.9%

* This is based on patients treated on this contract for their most recent course of treatment. Figures in italics indicate the base number of FP17s or Patient Questionnaire responses are less than 100. N/A is shown where the base number of responses is less than 10 during the period. % is calculated as Quantity/Base number*100

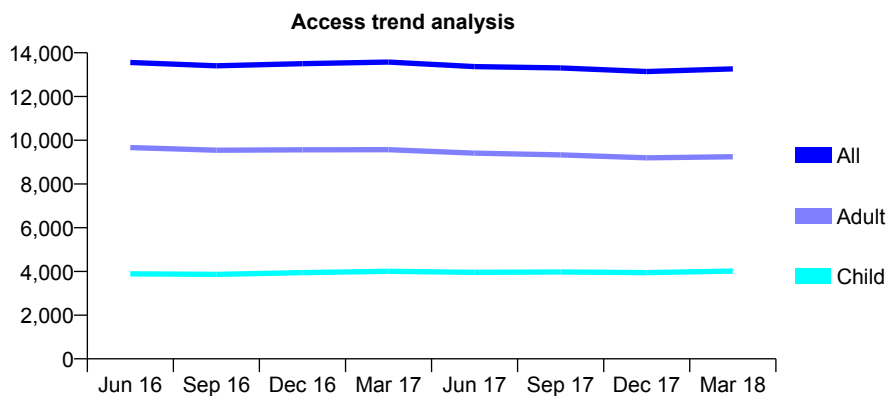
Q58 - Vital Signs At a Glance Contract Report for 182877/0001 - March 2018

Name or company name	Smileright Limited
Contract type name	GDS Contract
Purpose of contract	General
Contract start date	01/04/2011
Contract end date	

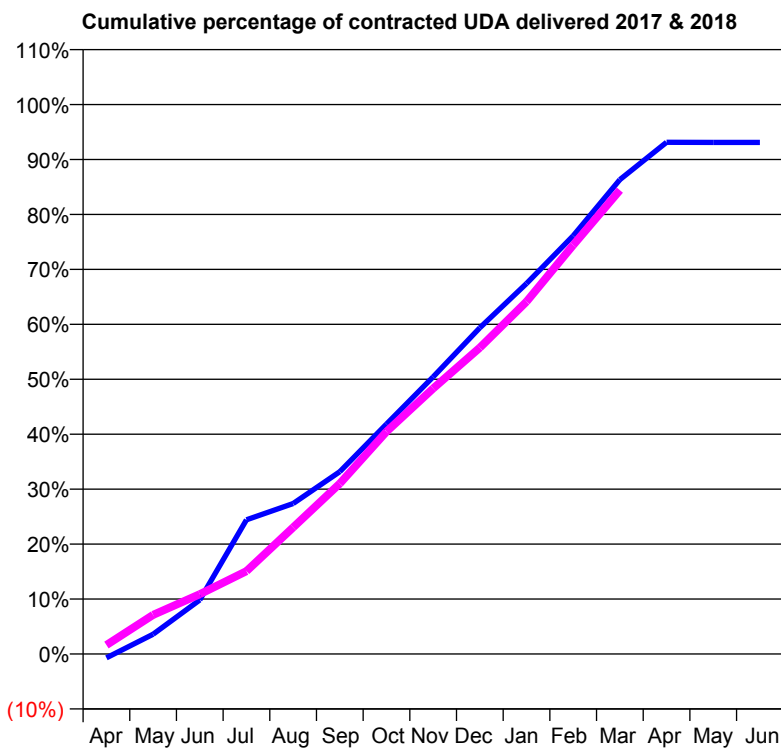
17/18 Contracted general activity (UDA)	35,830
Carry forward general activity (UDA)	0
17/18 Contracted orthodontic activity (UOA)	0
Carry forward orthodontic activity (UOA)	0
Baseline contract value	£990,442.50

ACCESS*

Patients seen in 24 months	Total	Change since previous quarter
Quarter ending March 2017	13,576	
Quarter ending June 2017	13,368	↓
Quarter ending September 2017	13,309	→
Quarter ending December 2017	13,145	↓
Quarter ending March 2018	13,263	→
Variance since March 2017	(2.3%)	↓



ACTIVITY



Month	Adjusted Scheduled Activity (UDA)	
	2017	2018
April	-258	583
May	1,293	2,550
June	3,527	3,897
July	8,755	5,404
August	9,815	8,259
September	11,893	11,115
October	14,995	14,501
November	18,075	17,320
December	21,268	19,974
January	24,158	22,977
February	27,272	26,659
March	30,932	30,249
April	33,364	
May	33,361	
June	33,361	

QUALITY

	Quantity	Base Number	Contract	AT	Region	England
% of FP17s for the same patient ID Re-attending within 3 months - Children	298	5,484	5.4%	10.9%	11.6%	11.9%
% of FP17s for the same patient ID Re-attending within 3 months - Adults	1,338	11,626	11.5%	14.7%	15.4%	16.0%
% of FP17s for the same patient ID Re-attending between 3 & 9 months - Children	2,588	5,484	47.2%	57.2%	59.4%	58.3%
% of FP17s for the same patient ID Re-attending between 3 & 9 months - Adults	5,210	11,626	44.8%	48.1%	51.3%	50.3%
% of FP17s for Band 1 Urgent Courses	1,322	15,978	8.3%	8.7%	8.0%	9.1%
% of FP17s Relating to Free Repair or Replacements	71	15,978	0.4%	0.7%	0.8%	0.8%
% of FP17s Relating to Continuations	58	15,978	0.4%	0.9%	1.0%	1.0%
% of Patients satisfied with the dentistry they have received	18	18	100.0%	91.3%	91.7%	91.5%
% of Patients satisfied with the time they had to wait for an appointment	14	18	77.8%	86.9%	88.3%	87.9%

* This is based on patients treated on this contract for their most recent course of treatment. Figures in italics indicate the base number of FP17s or Patient Questionnaire responses are less than 100. N/A is shown where the base number of responses is less than 10 during the period. % is calculated as Quantity/Base number*100

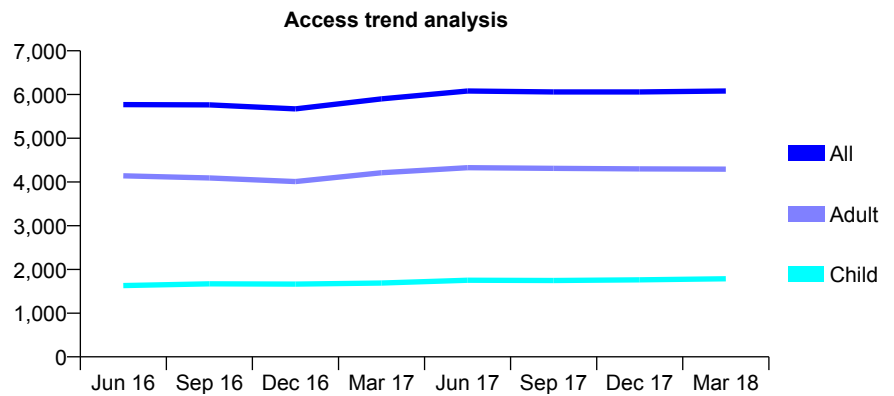
Q58 - Vital Signs At a Glance Contract Report for 183598/0001 - March 2018

Name or company name	Birchwood Dental Practice
Contract type name	GDS Contract
Purpose of contract	General
Contract start date	01/04/2010
Contract end date	

17/18 Contracted general activity (UDA)	11,894
Carry forward general activity (UDA)	-238
17/18 Contracted orthodontic activity (UOA)	0
Carry forward orthodontic activity (UOA)	0
Baseline contract value	£283,512.13

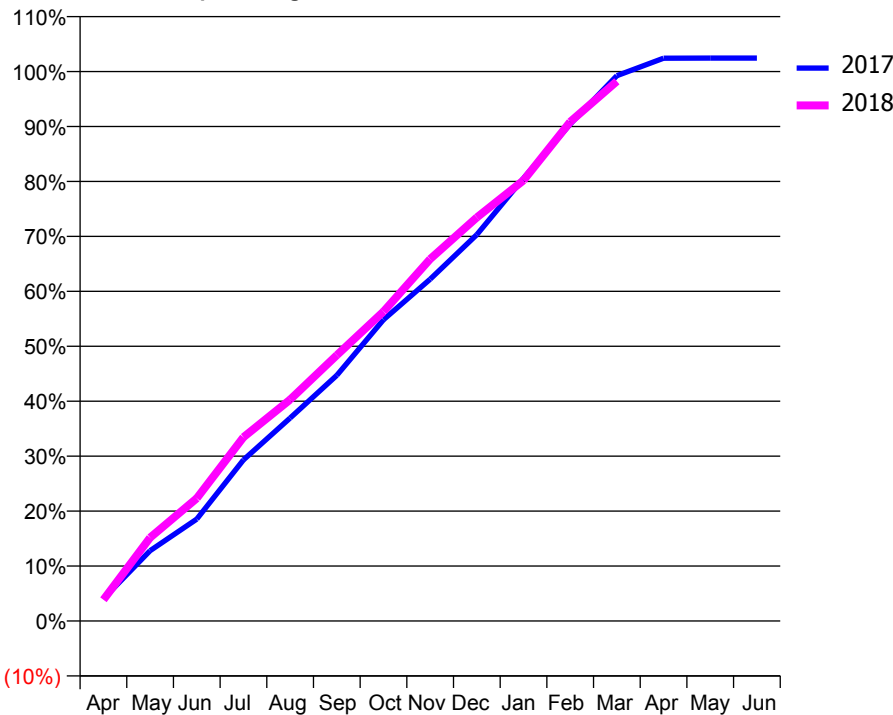
ACCESS*

Patients seen in 24 months	Total	Change since previous quarter
Quarter ending March 2017	5,899	
Quarter ending June 2017	6,079	↑
Quarter ending September 2017	6,059	→
Quarter ending December 2017	6,060	→
Quarter ending March 2018	6,081	→
Variance since March 2017	3.1%	↑



ACTIVITY

Cumulative percentage of contracted UDA delivered 2017 & 2018



Month	Adjusted Scheduled Activity (UDA)	
	2017	2018
April	483	461
May	1,523	1,806
June	2,206	2,656
July	3,488	3,978
August	4,395	4,792
September	5,318	5,754
October	6,523	6,699
November	7,400	7,835
December	8,362	8,736
January	9,585	9,537
February	10,757	10,804
March	11,803	11,683
April	12,181	
May	12,183	
June	12,183	

QUALITY

	Quantity	Base Number	Contract	AT	Region	England
% of FP17s for the same patient ID Re-attending within 3 months - Children	170	2,256	7.5%	10.9%	11.6%	11.9%
% of FP17s for the same patient ID Re-attending within 3 months - Adults	511	4,189	12.2%	14.7%	15.4%	16.0%
% of FP17s for the same patient ID Re-attending between 3 & 9 months - Children	1,091	2,256	48.4%	57.2%	59.4%	58.3%
% of FP17s for the same patient ID Re-attending between 3 & 9 months - Adults	1,471	4,189	35.1%	48.1%	51.3%	50.3%
% of FP17s for Band 1 Urgent Courses	397	5,256	7.6%	8.7%	8.0%	9.1%
% of FP17s Relating to Free Repair or Replacements	40	5,256	0.8%	0.7%	0.8%	0.8%
% of FP17s Relating to Continuations	50	5,256	1.0%	0.9%	1.0%	1.0%
% of Patients satisfied with the dentistry they have received	12	14	85.7%	91.3%	91.7%	91.5%
% of Patients satisfied with the time they had to wait for an appointment	14	14	100.0%	86.9%	88.3%	87.9%

* This is based on patients treated on this contract for their most recent course of treatment. Figures in italics indicate the base number of FP17s or Patient Questionnaire responses are less than 100. N/A is shown where the base number of responses is less than 10 during the period. % is calculated as Quantity/Base number*100

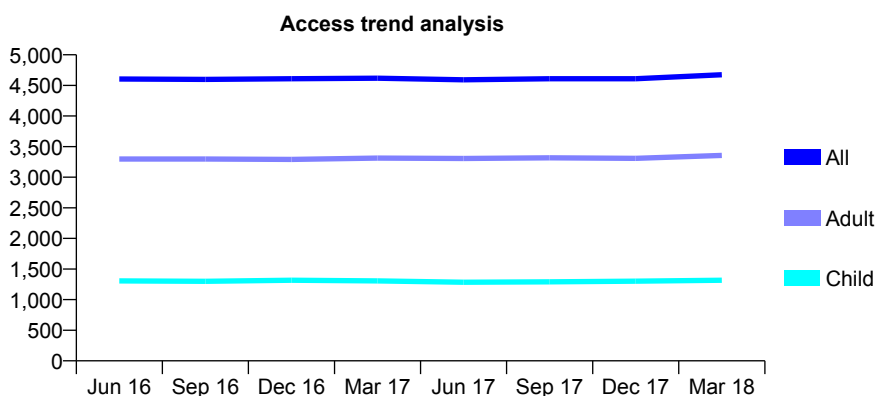
Q58 - Vital Signs At a Glance Contract Report for 186376/0001 - March 2018

Name or company name	Saxby and Doherty
Contract type name	GDS Contract
Purpose of contract	General
Contract start date	03/09/2012
Contract end date	

17/18 Contracted general activity (UDA)	14,757
Carry forward general activity (UDA)	47
17/18 Contracted orthodontic activity (UOA)	0
Carry forward orthodontic activity (UOA)	0
Baseline contract value	£303,064.93

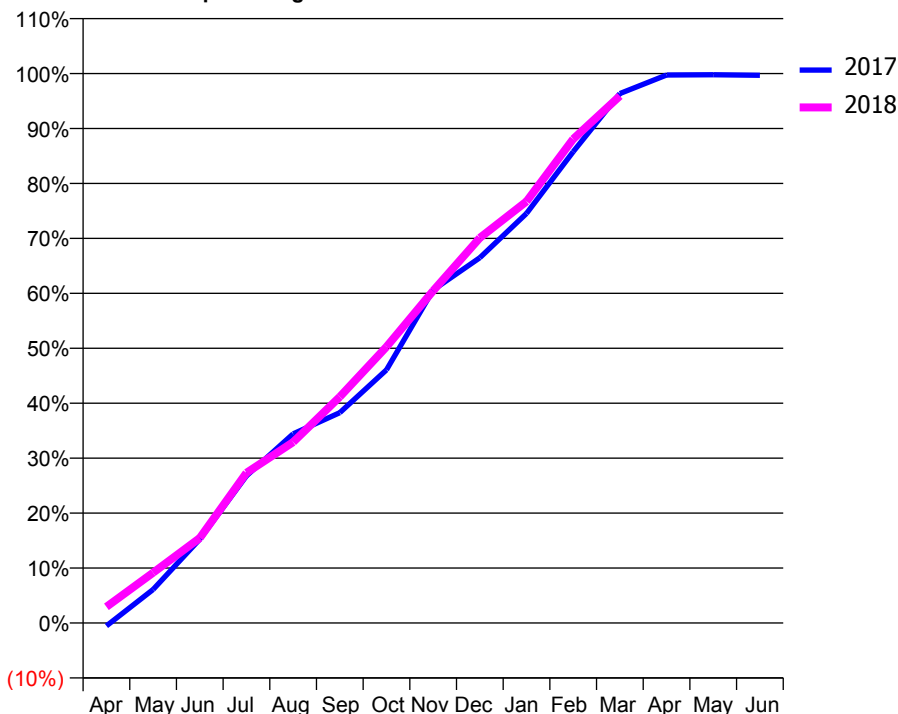
ACCESS*

Patients seen in 24 months	Total	Change since previous quarter
Quarter ending March 2017	4,618	
Quarter ending June 2017	4,591	→
Quarter ending September 2017	4,609	→
Quarter ending December 2017	4,610	→
Quarter ending March 2018	4,675	→
Variance since March 2017	1.2%	→



ACTIVITY

Cumulative percentage of contracted UDA delivered 2017 & 2018



Month	Adjusted Scheduled Activity (UDA)	
	2017	2018
April	-80	435
May	902	1,350
June	2,252	2,282
July	3,953	4,034
August	5,080	4,857
September	5,648	6,076
October	6,798	7,418
November	8,943	8,924
December	9,810	10,343
January	10,998	11,322
February	12,656	12,996
March	14,218	14,153
April	14,716	
May	14,722	
June	14,710	

QUALITY

	Quantity	Base Number	Contract	AT	Region	England
% of FP17s for the same patient ID Re-attending within 3 months - Children	204	2,455	8.3%	10.9%	11.6%	11.9%
% of FP17s for the same patient ID Re-attending within 3 months - Adults	846	5,965	14.2%	14.7%	15.4%	16.0%
% of FP17s for the same patient ID Re-attending between 3 & 9 months - Children	1,811	2,455	73.8%	57.2%	59.4%	58.3%
% of FP17s for the same patient ID Re-attending between 3 & 9 months - Adults	4,231	5,965	70.9%	48.1%	51.3%	50.3%
% of FP17s for Band 1 Urgent Courses	510	8,095	6.3%	8.7%	8.0%	9.1%
% of FP17s Relating to Free Repair or Replacements	90	8,095	1.1%	0.7%	0.8%	0.8%
% of FP17s Relating to Continuations	81	8,095	1.0%	0.9%	1.0%	1.0%
% of Patients satisfied with the dentistry they have received	8	9	N/A	91.3%	91.7%	91.5%
% of Patients satisfied with the time they had to wait for an appointment	9	9	N/A	86.9%	88.3%	87.9%

* This is based on patients treated on this contract for their most recent course of treatment. Figures in italics indicate the base number of FP17s or Patient Questionnaire responses are less than 100. N/A is shown where the base number of responses is less than 10 during the period. % is calculated as Quantity/Base number*100

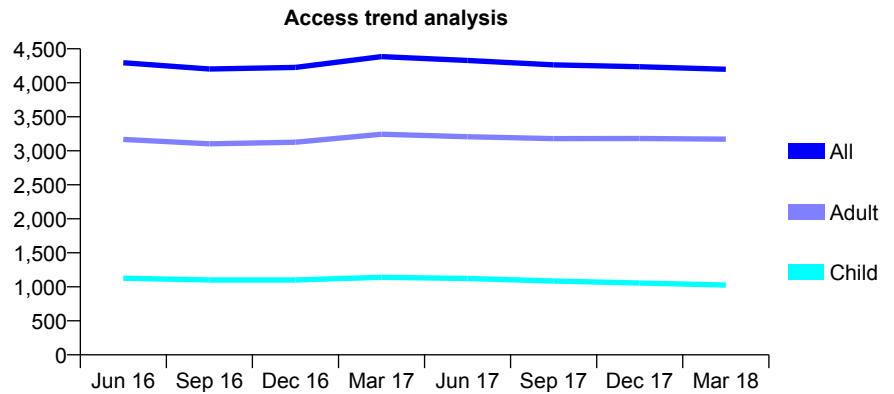
Q58 - Vital Signs At a Glance Contract Report for 186430/0001 - March 2018

Name or company name	Cherry Tree Dental Care
Contract type name	GDS Contract
Purpose of contract	General
Contract start date	01/04/2010
Contract end date	

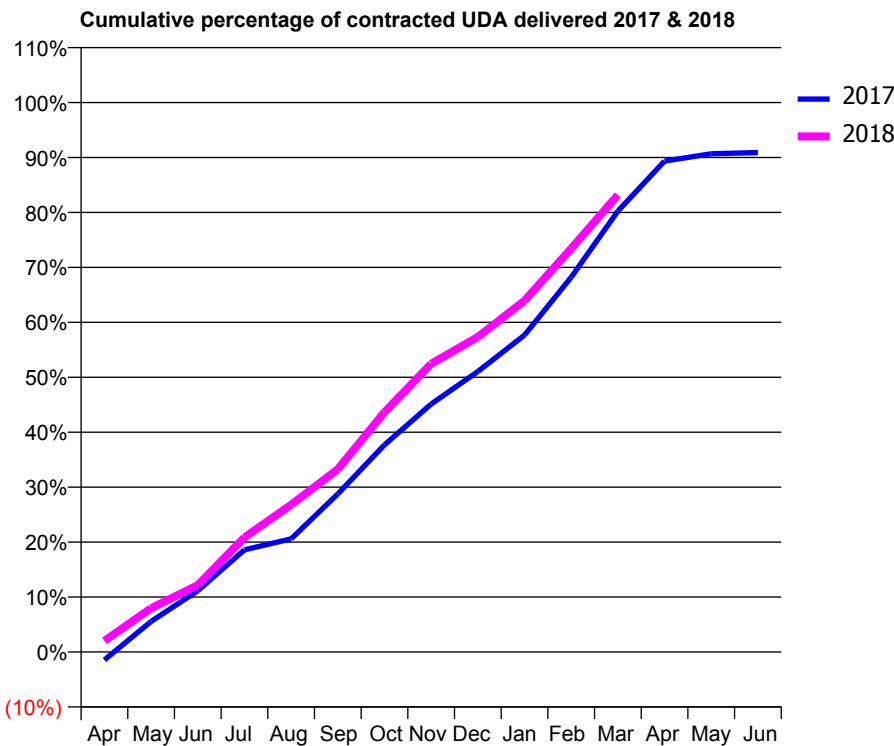
17/18 Contracted general activity (UDA)	14,000
Carry forward general activity (UDA)	0
17/18 Contracted orthodontic activity (UOA)	0
Carry forward orthodontic activity (UOA)	0
Baseline contract value	£467,069.91

ACCESS*

Patients seen in 24 months	Total	Change since previous quarter
Quarter ending March 2017	4,385	
Quarter ending June 2017	4,328	↓
Quarter ending September 2017	4,264	↓
Quarter ending December 2017	4,237	→
Quarter ending March 2018	4,199	→
Variance since March 2017	(4.2%)	↓



ACTIVITY



Month	Adjusted Scheduled Activity (UDA)	
	2017	2018
April	-206	283
May	778	1,116
June	1,562	1,705
July	2,603	2,920
August	2,883	3,754
September	4,028	4,655
October	5,276	6,111
November	6,316	7,344
December	7,145	8,028
January	8,074	8,950
February	9,547	10,280
March	11,233	11,645
April	12,509	
May	12,694	
June	12,726	

QUALITY

	Quantity	Base Number	Contract	AT	Region	England
% of FP17s for the same patient ID Re-attending within 3 months - Children	101	1,073	9.4%	10.9%	11.6%	11.9%
% of FP17s for the same patient ID Re-attending within 3 months - Adults	511	3,320	15.4%	14.7%	15.4%	16.0%
% of FP17s for the same patient ID Re-attending between 3 & 9 months - Children	388	1,073	36.2%	57.2%	59.4%	58.3%
% of FP17s for the same patient ID Re-attending between 3 & 9 months - Adults	1,153	3,320	34.7%	48.1%	51.3%	50.3%
% of FP17s for Band 1 Urgent Courses	529	4,113	12.9%	8.7%	8.0%	9.1%
% of FP17s Relating to Free Repair or Replacements	16	4,113	0.4%	0.7%	0.8%	0.8%
% of FP17s Relating to Continuations	93	4,113	2.3%	0.9%	1.0%	1.0%
% of Patients satisfied with the dentistry they have received	5	7	N/A	91.3%	91.7%	91.5%
% of Patients satisfied with the time they had to wait for an appointment	6	7	N/A	86.9%	88.3%	87.9%

* This is based on patients treated on this contract for their most recent course of treatment. Figures in italics indicate the base number of FP17s or Patient Questionnaire responses are less than 100. N/A is shown where the base number of responses is less than 10 during the period. % is calculated as Quantity/Base number*100

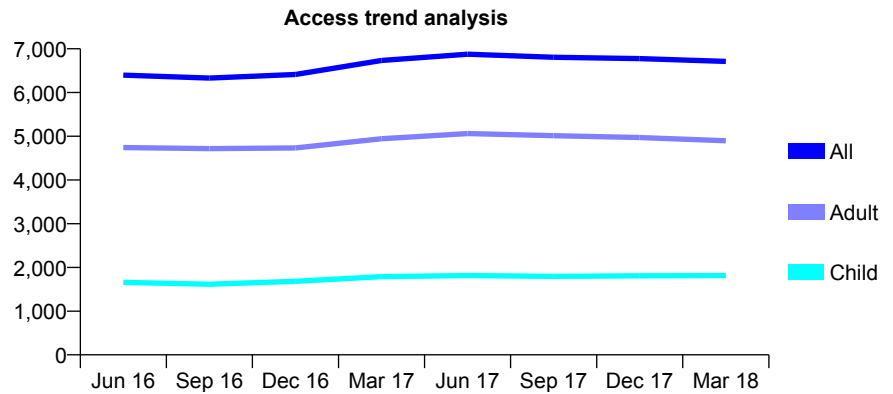
Q58 - Vital Signs At a Glance Contract Report for 186546/0001 - March 2018

Name or company name	The Partners of St Andrews Dental Practice
Contract type name	GDS Contract
Purpose of contract	General
Contract start date	01/07/2012
Contract end date	

17/18 Contracted general activity (UDA)	18,367
Carry forward general activity (UDA)	-14
17/18 Contracted orthodontic activity (UOA)	0
Carry forward orthodontic activity (UOA)	0
Baseline contract value	£439,602.76

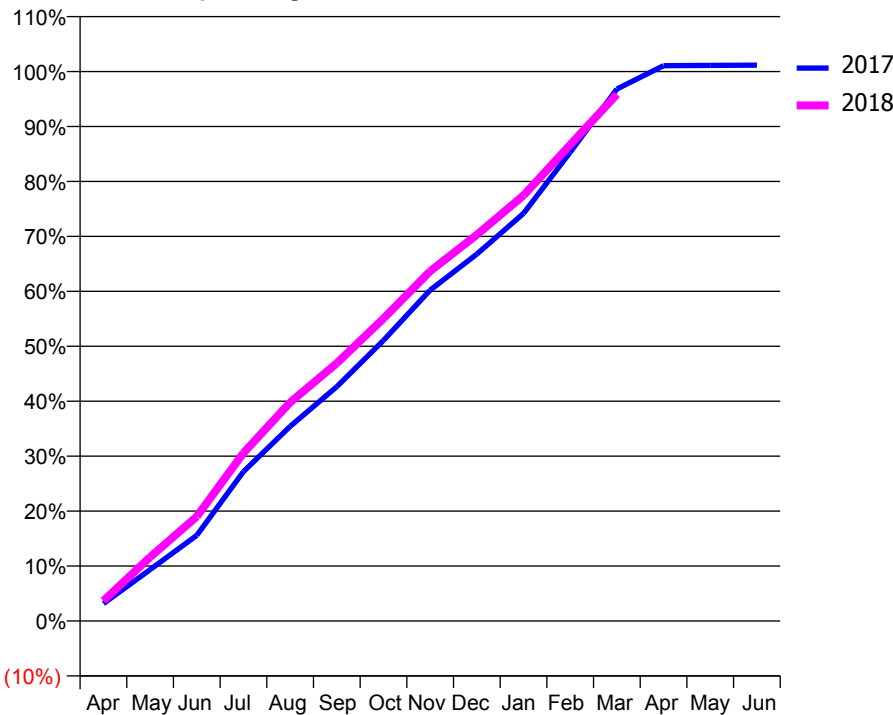
ACCESS*

Patients seen in 24 months	Total	Change since previous quarter
Quarter ending March 2017	6,734	
Quarter ending June 2017	6,876	↑
Quarter ending September 2017	6,806	↓
Quarter ending December 2017	6,776	→
Quarter ending March 2018	6,712	→
Variance since March 2017	(0.3%)	→



ACTIVITY

Cumulative percentage of contracted UDA delivered 2017 & 2018



Month	Adjusted Scheduled Activity (UDA)	
	2017	2018
April	580	675
May	1,718	2,135
June	2,866	3,492
July	4,995	5,620
August	6,504	7,309
September	7,835	8,620
October	9,381	10,111
November	11,059	11,693
December	12,262	12,911
January	13,622	14,223
February	15,669	15,917
March	17,780	17,605
April	18,563	
May	18,570	
June	18,581	

QUALITY

	Quantity	Base Number	Contract	AT	Region	England
% of FP17s for the same patient ID Re-attending within 3 months - Children	190	3,004	6.3%	10.9%	11.6%	11.9%
% of FP17s for the same patient ID Re-attending within 3 months - Adults	862	7,111	12.1%	14.7%	15.4%	16.0%
% of FP17s for the same patient ID Re-attending between 3 & 9 months - Children	1,982	3,004	66.0%	57.2%	59.4%	58.3%
% of FP17s for the same patient ID Re-attending between 3 & 9 months - Adults	4,141	7,111	58.2%	48.1%	51.3%	50.3%
% of FP17s for Band 1 Urgent Courses	617	9,798	6.3%	8.7%	8.0%	9.1%
% of FP17s Relating to Free Repair or Replacements	64	9,798	0.7%	0.7%	0.8%	0.8%
% of FP17s Relating to Continuations	37	9,798	0.4%	0.9%	1.0%	1.0%
% of Patients satisfied with the dentistry they have received	2	3	N/A	91.3%	91.7%	91.5%
% of Patients satisfied with the time they had to wait for an appointment	2	3	N/A	86.9%	88.3%	87.9%

* This is based on patients treated on this contract for their most recent course of treatment. Figures in italics indicate the base number of FP17s or Patient Questionnaire responses are less than 100. N/A is shown where the base number of responses is less than 10 during the period. % is calculated as Quantity/Base number*100

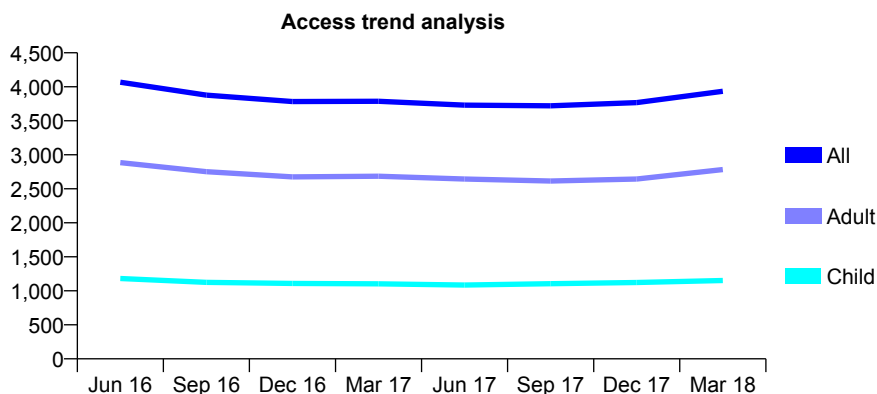
Q58 - Vital Signs At a Glance Contract Report for 187402/0001 - March 2018

Name or company name	Moopen Dental Care
Contract type name	GDS Contract
Purpose of contract	General
Contract start date	01/10/2011
Contract end date	

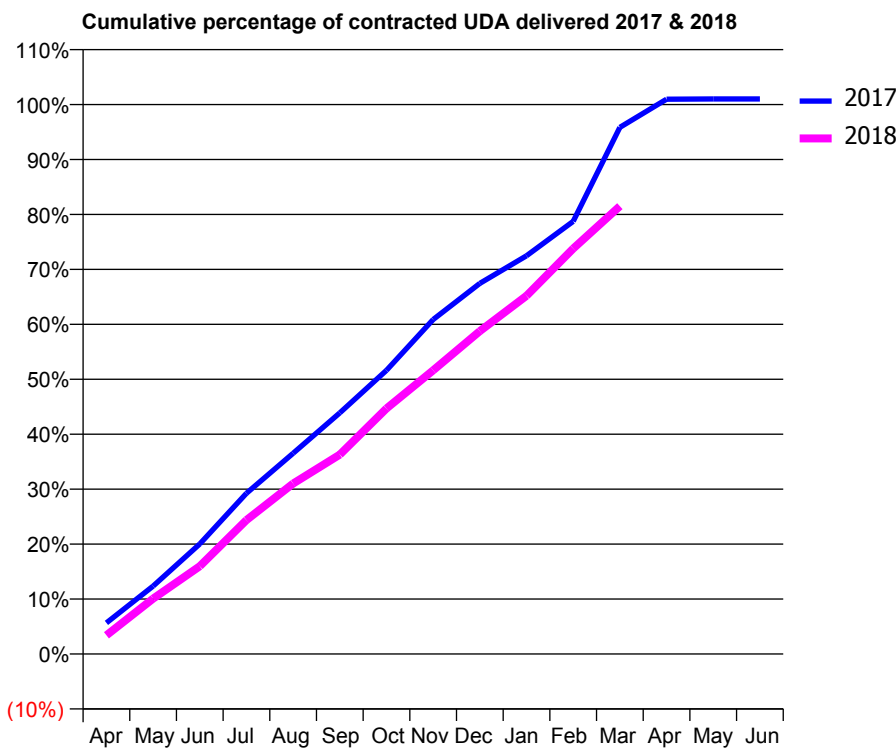
17/18 Contracted general activity (UDA)	14,324
Carry forward general activity (UDA)	-105
17/18 Contracted orthodontic activity (UOA)	0
Carry forward orthodontic activity (UOA)	0
Baseline contract value	£377,933.12

ACCESS*

Patients seen in 24 months	Total	Change since previous quarter
Quarter ending March 2017	3,787	
Quarter ending June 2017	3,731	↓
Quarter ending September 2017	3,720	→
Quarter ending December 2017	3,767	→
Quarter ending March 2018	3,935	↑
Variance since March 2017	3.9%	↑



ACTIVITY



Month	Adjusted Scheduled Activity (UDA)	
	2017	2018
April	585	488
May	1,276	1,443
June	2,067	2,290
July	3,021	3,493
August	3,772	4,445
September	4,532	5,198
October	5,329	6,401
November	6,286	7,395
December	6,965	8,418
January	7,481	9,339
February	8,128	10,569
March	9,894	11,675
April	10,422	
May	10,429	
June	10,429	

QUALITY

	Quantity	Base Number	Contract	AT	Region	England
% of FP17s for the same patient ID Re-attending within 3 months - Children	130	1,583	8.2%	10.9%	11.6%	11.9%
% of FP17s for the same patient ID Re-attending within 3 months - Adults	499	3,520	14.2%	14.7%	15.4%	16.0%
% of FP17s for the same patient ID Re-attending between 3 & 9 months - Children	729	1,583	46.1%	57.2%	59.4%	58.3%
% of FP17s for the same patient ID Re-attending between 3 & 9 months - Adults	1,568	3,520	44.5%	48.1%	51.3%	50.3%
% of FP17s for Band 1 Urgent Courses	480	4,912	9.8%	8.7%	8.0%	9.1%
% of FP17s Relating to Free Repair or Replacements	13	4,912	0.3%	0.7%	0.8%	0.8%
% of FP17s Relating to Continuations	19	4,912	0.4%	0.9%	1.0%	1.0%
% of Patients satisfied with the dentistry they have received	6	7	N/A	91.3%	91.7%	91.5%
% of Patients satisfied with the time they had to wait for an appointment	7	7	N/A	86.9%	88.3%	87.9%

* This is based on patients treated on this contract for their most recent course of treatment. Figures in italics indicate the base number of FP17s or Patient Questionnaire responses are less than 100. N/A is shown where the base number of responses is less than 10 during the period. % is calculated as Quantity/Base number*100

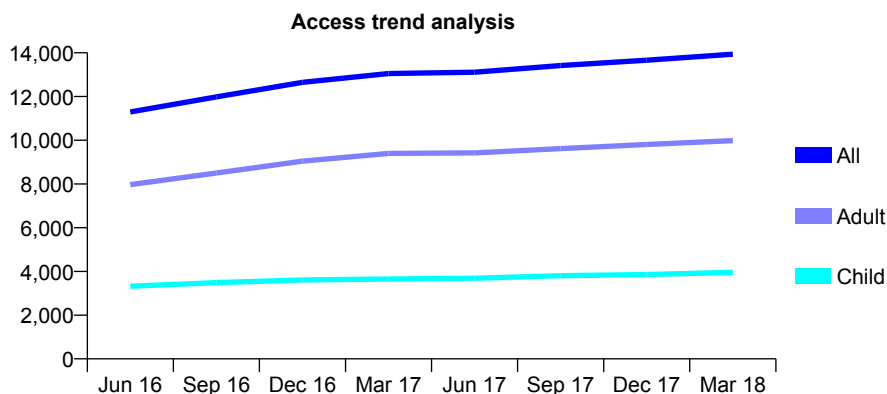
Q58 - Vital Signs At a Glance Contract Report for 187402/0003 - March 2018

Name or company name	Moopen Dental Care
Contract type name	GDS Contract
Purpose of contract	General and Orthodontic
Contract start date	01/02/2015
Contract end date	

17/18 Contracted general activity (UDA)	44,871
Carry forward general activity (UDA)	2,509
17/18 Contracted orthodontic activity (UOA)	2,926
Carry forward orthodontic activity (UOA)	0
Baseline contract value	£1,414,517.63

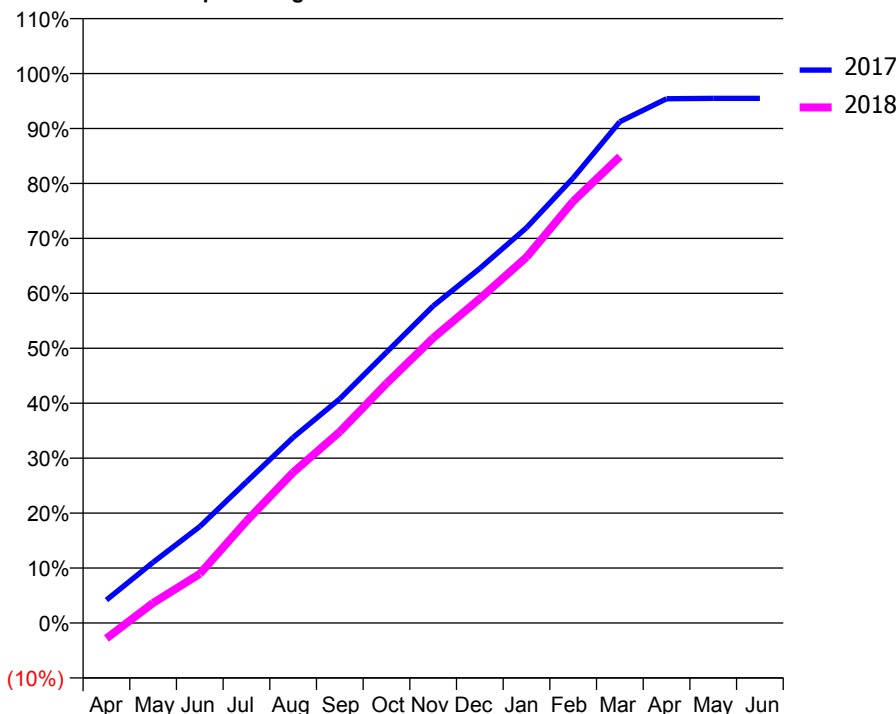
ACCESS*

Patients seen in 24 months	Total	Change since previous quarter
Quarter ending March 2017	13,049	
Quarter ending June 2017	13,110	→
Quarter ending September 2017	13,419	↑
Quarter ending December 2017	13,662	→
Quarter ending March 2018	13,937	↑
Variance since March 2017	6.8%	↑



ACTIVITY

Cumulative percentage of contracted UDA delivered 2017 & 2018



Month	Adjusted Scheduled Activity (UDA)	
	2017	2018
April	1,882	-1,271
May	4,959	1,635
June	7,881	4,011
July	11,531	8,328
August	15,152	12,300
September	18,314	15,622
October	22,106	19,562
November	25,885	23,279
December	28,955	26,485
January	32,282	29,874
February	36,338	34,436
March	40,938	38,080
April	42,810	
May	42,838	
June	42,842	

QUALITY

	Quantity	Base Number	Contract	AT	Region	England
% of FP17s for the same patient ID Re-attending within 3 months - Children	948	5,613	16.9%	10.9%	11.6%	11.9%
% of FP17s for the same patient ID Re-attending within 3 months - Adults	1,677	11,499	14.6%	14.7%	15.4%	16.0%
% of FP17s for the same patient ID Re-attending between 3 & 9 months - Children	2,634	5,613	46.9%	57.2%	59.4%	58.3%
% of FP17s for the same patient ID Re-attending between 3 & 9 months - Adults	4,893	11,499	42.6%	48.1%	51.3%	50.3%
% of FP17s for Band 1 Urgent Courses	1,074	15,936	6.7%	8.7%	8.0%	9.1%
% of FP17s Relating to Free Repair or Replacements	254	15,936	1.6%	0.7%	0.8%	0.8%
% of FP17s Relating to Continuations	147	15,936	0.9%	0.9%	1.0%	1.0%
% of Patients satisfied with the dentistry they have received	6	7	N/A	91.3%	91.7%	91.5%
% of Patients satisfied with the time they had to wait for an appointment	7	7	N/A	86.9%	88.3%	87.9%

* This is based on patients treated on this contract for their most recent course of treatment. Figures in italics indicate the base number of FP17s or Patient Questionnaire responses are less than 100. N/A is shown where the base number of responses is less than 10 during the period. % is calculated as Quantity/Base number*100

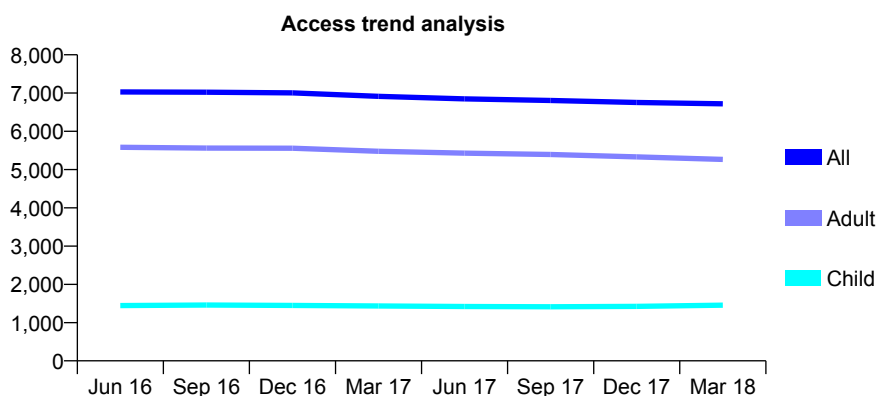
Q58 - Vital Signs At a Glance Contract Report for 187550/0001 - March 2018

Name or company name	Alexander House Dental Practice
Contract type name	GDS Contract
Purpose of contract	General
Contract start date	01/01/2011
Contract end date	

17/18 Contracted general activity (UDA)	16,000
Carry forward general activity (UDA)	26
17/18 Contracted orthodontic activity (UOA)	0
Carry forward orthodontic activity (UOA)	0
Baseline contract value	£412,815.90

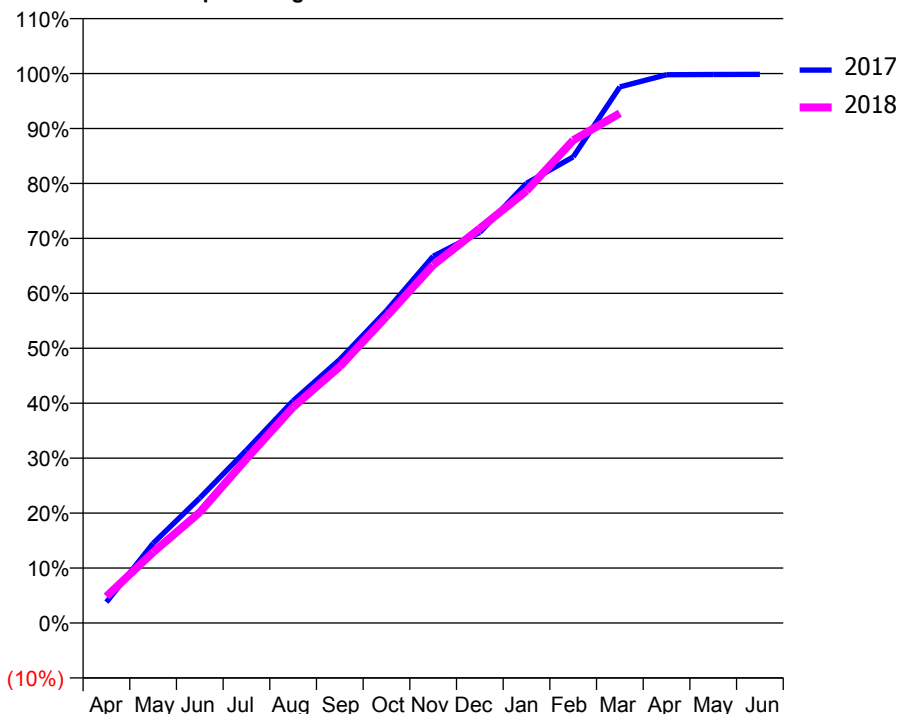
ACCESS*

Patients seen in 24 months	Total	Change since previous quarter
Quarter ending March 2017	6,913	
Quarter ending June 2017	6,848	→
Quarter ending September 2017	6,806	→
Quarter ending December 2017	6,755	→
Quarter ending March 2018	6,719	→
Variance since March 2017	(2.8%)	↓



ACTIVITY

Cumulative percentage of contracted UDA delivered 2017 & 2018



Month	Adjusted Scheduled Activity (UDA)	
	2017	2018
April	607	773
May	2,319	2,061
June	3,639	3,224
July	5,033	4,781
August	6,472	6,286
September	7,673	7,469
October	9,096	8,926
November	10,681	10,424
December	11,375	11,492
January	12,802	12,583
February	13,574	14,057
March	15,612	14,841
April	15,965	
May	15,971	
June	15,974	

QUALITY

	Quantity	Base Number	Contract	AT	Region	England
% of FP17s for the same patient ID Re-attending within 3 months - Children	125	2,325	5.4%	10.9%	11.6%	11.9%
% of FP17s for the same patient ID Re-attending within 3 months - Adults	797	7,187	11.1%	14.7%	15.4%	16.0%
% of FP17s for the same patient ID Re-attending between 3 & 9 months - Children	1,572	2,325	67.6%	57.2%	59.4%	58.3%
% of FP17s for the same patient ID Re-attending between 3 & 9 months - Adults	4,267	7,187	59.4%	48.1%	51.3%	50.3%
% of FP17s for Band 1 Urgent Courses	707	9,260	7.6%	8.7%	8.0%	9.1%
% of FP17s Relating to Free Repair or Replacements	71	9,260	0.8%	0.7%	0.8%	0.8%
% of FP17s Relating to Continuations	40	9,260	0.4%	0.9%	1.0%	1.0%
% of Patients satisfied with the dentistry they have received	4	4	N/A	91.3%	91.7%	91.5%
% of Patients satisfied with the time they had to wait for an appointment	4	4	N/A	86.9%	88.3%	87.9%

* This is based on patients treated on this contract for their most recent course of treatment. Figures in italics indicate the base number of FP17s or Patient Questionnaire responses are less than 100. N/A is shown where the base number of responses is less than 10 during the period. % is calculated as Quantity/Base number*100

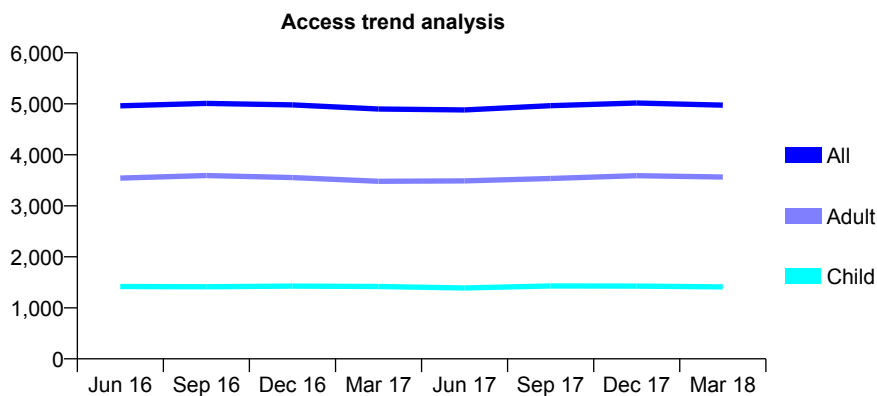
Q58 - Vital Signs At a Glance Contract Report for 188662/0001 - March 2018

Name or company name	Ashwell Dental Surgery Limited
Contract type name	GDS Contract
Purpose of contract	General
Contract start date	01/04/2010
Contract end date	

17/18 Contracted general activity (UDA)	11,432
Carry forward general activity (UDA)	271
17/18 Contracted orthodontic activity (UOA)	0
Carry forward orthodontic activity (UOA)	0
Baseline contract value	£298,682.42

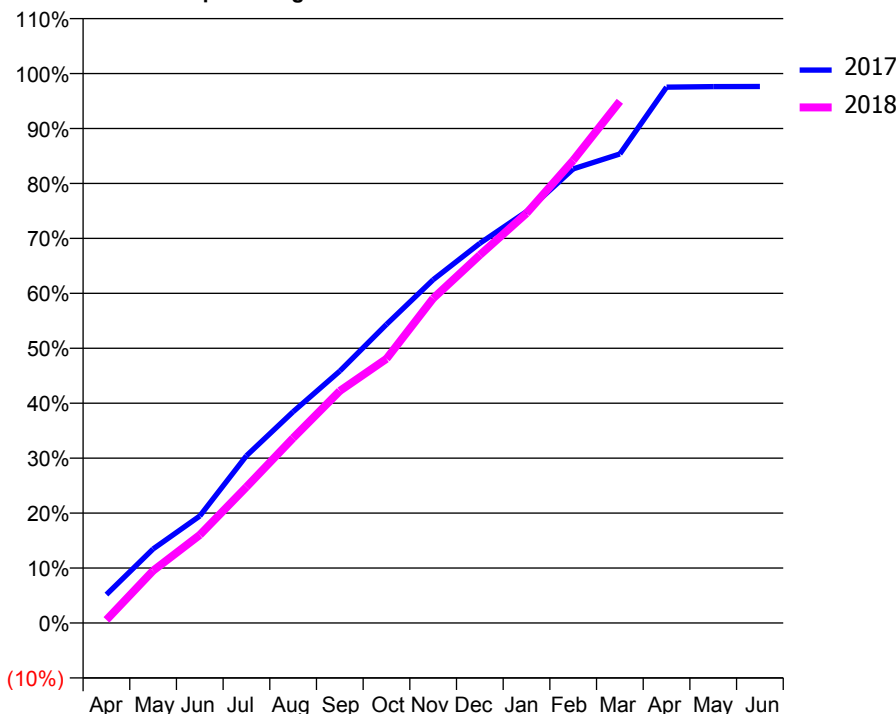
ACCESS*

Patients seen in 24 months	Total	Change since previous quarter
Quarter ending March 2017	4,899	
Quarter ending June 2017	4,879	→
Quarter ending September 2017	4,964	→
Quarter ending December 2017	5,016	→
Quarter ending March 2018	4,975	→
Variance since March 2017	1.6%	→



ACTIVITY

Cumulative percentage of contracted UDA delivered 2017 & 2018



Month	Adjusted Scheduled Activity (UDA)	
	2017	2018
April	592	66
May	1,541	1,090
June	2,226	1,832
July	3,480	2,832
August	4,395	3,848
September	5,242	4,827
October	6,213	5,498
November	7,143	6,755
December	7,900	7,656
January	8,561	8,525
February	9,447	9,624
March	9,757	10,854
April	11,148	
May	11,159	
June	11,161	

QUALITY

	Quantity	Base Number	Contract	AT	Region	England
% of FP17s for the same patient ID Re-attending within 3 months - Children	136	2,258	6.0%	10.9%	11.6%	11.9%
% of FP17s for the same patient ID Re-attending within 3 months - Adults	672	5,282	12.7%	14.7%	15.4%	16.0%
% of FP17s for the same patient ID Re-attending between 3 & 9 months - Children	1,254	2,258	55.5%	57.2%	59.4%	58.3%
% of FP17s for the same patient ID Re-attending between 3 & 9 months - Adults	2,457	5,282	46.5%	48.1%	51.3%	50.3%
% of FP17s for Band 1 Urgent Courses	562	6,690	8.4%	8.7%	8.0%	9.1%
% of FP17s Relating to Free Repair or Replacements	72	6,690	1.1%	0.7%	0.8%	0.8%
% of FP17s Relating to Continuations	47	6,690	0.7%	0.9%	1.0%	1.0%
% of Patients satisfied with the dentistry they have received	9	10	90.0%	91.3%	91.7%	91.5%
% of Patients satisfied with the time they had to wait for an appointment	10	10	100.0%	86.9%	88.3%	87.9%

* This is based on patients treated on this contract for their most recent course of treatment. Figures in italics indicate the base number of FP17s or Patient Questionnaire responses are less than 100. N/A is shown where the base number of responses is less than 10 during the period. % is calculated as Quantity/Base number*100

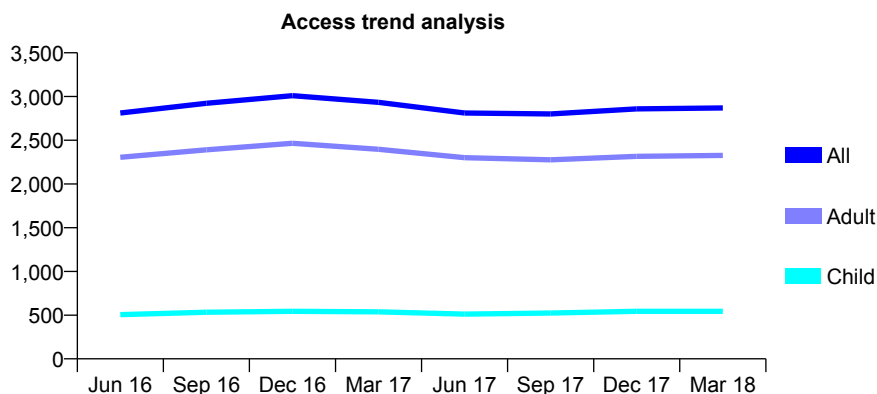
Q58 - Vital Signs At a Glance Contract Report for 192961/0002 - March 2018

Name or company name	Mrs P Hadj-Bagheri, Mr M Eyrumlu and Mr
Contract type name	GDS Contract
Purpose of contract	General
Contract start date	01/12/2014
Contract end date	

17/18 Contracted general activity (UDA)	9,743
Carry forward general activity (UDA)	83
17/18 Contracted orthodontic activity (UOA)	0
Carry forward orthodontic activity (UOA)	0
Baseline contract value	£234,989.24

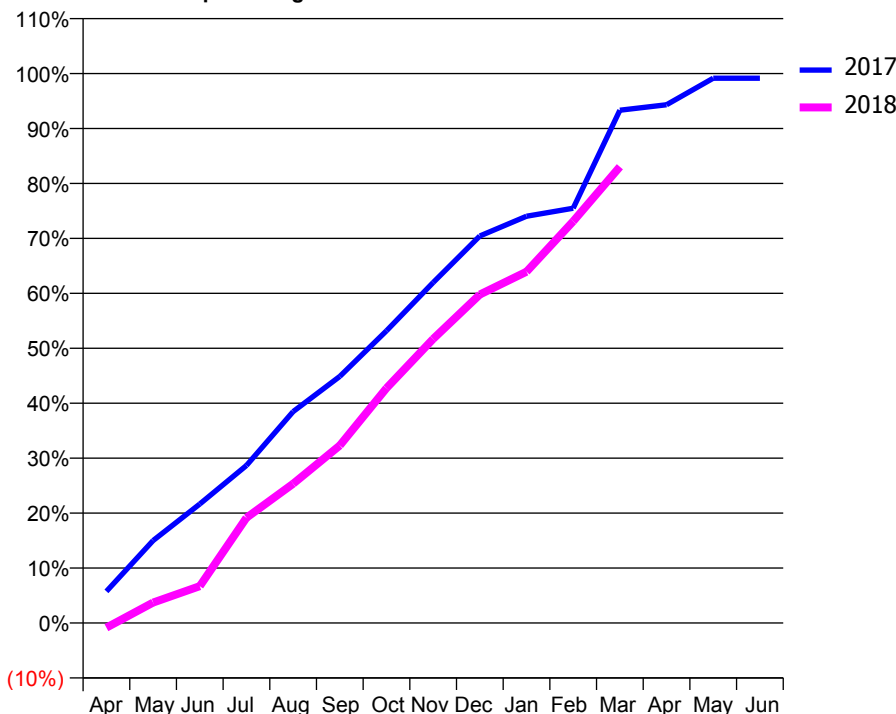
ACCESS*

Patients seen in 24 months	Total	Change since previous quarter
Quarter ending March 2017	2,934	
Quarter ending June 2017	2,812	↓
Quarter ending September 2017	2,800	→
Quarter ending December 2017	2,859	↑
Quarter ending March 2018	2,869	→
Variance since March 2017	(2.2%)	↓



ACTIVITY

Cumulative percentage of contracted UDA delivered 2017 & 2018



Month	Adjusted Scheduled Activity (UDA)	
	2017	2018
April	561	-83
May	1,462	362
June	2,111	654
July	2,793	1,866
August	3,749	2,470
September	4,374	3,149
October	5,182	4,164
November	6,036	5,037
December	6,862	5,825
January	7,211	6,228
February	7,354	7,122
March	9,093	8,090
April	9,189	
May	9,659	
June	9,659	

QUALITY

	Quantity	Base Number	Contract	AT	Region	England
% of FP17s for the same patient ID Re-attending within 3 months - Children	41	701	5.8%	10.9%	11.6%	11.9%
% of FP17s for the same patient ID Re-attending within 3 months - Adults	402	3,313	12.1%	14.7%	15.4%	16.0%
% of FP17s for the same patient ID Re-attending between 3 & 9 months - Children	359	701	51.2%	57.2%	59.4%	58.3%
% of FP17s for the same patient ID Re-attending between 3 & 9 months - Adults	2,067	3,313	62.4%	48.1%	51.3%	50.3%
% of FP17s for Band 1 Urgent Courses	176	3,833	4.6%	8.7%	8.0%	9.1%
% of FP17s Relating to Free Repair or Replacements	31	3,833	0.8%	0.7%	0.8%	0.8%
% of FP17s Relating to Continuations	114	3,833	3.0%	0.9%	1.0%	1.0%
% of Patients satisfied with the dentistry they have received	4	4	N/A	91.3%	91.7%	91.5%
% of Patients satisfied with the time they had to wait for an appointment	4	4	N/A	86.9%	88.3%	87.9%

* This is based on patients treated on this contract for their most recent course of treatment. Figures in italics indicate the base number of FP17s or Patient Questionnaire responses are less than 100. N/A is shown where the base number of responses is less than 10 during the period. % is calculated as Quantity/Base number*100

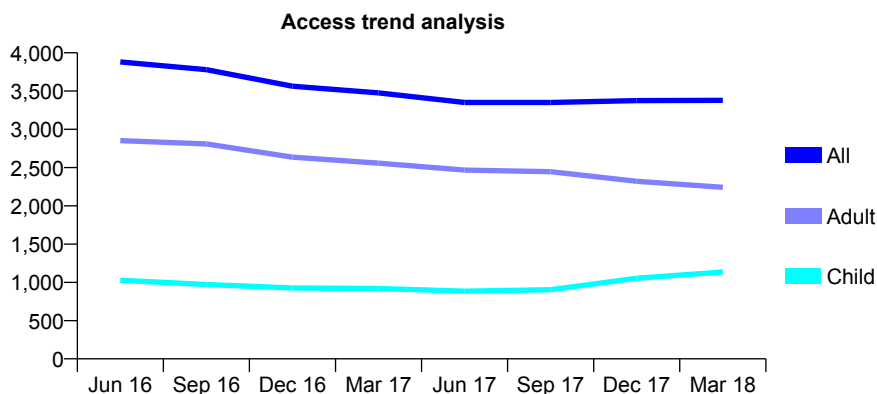
Q58 - Vital Signs At a Glance Contract Report for 193534/0001 - March 2018

Name or company name	Community Dental Services CIC
Contract type name	Pilot Contract
Purpose of contract	General
Contract start date	01/04/2011
Contract end date	31/03/2021

17/18 Contracted general activity (UDA)	13,170
Carry forward general activity (UDA)	0
17/18 Contracted orthodontic activity (UOA)	0
Carry forward orthodontic activity (UOA)	0
Baseline contract value	£364,461.94

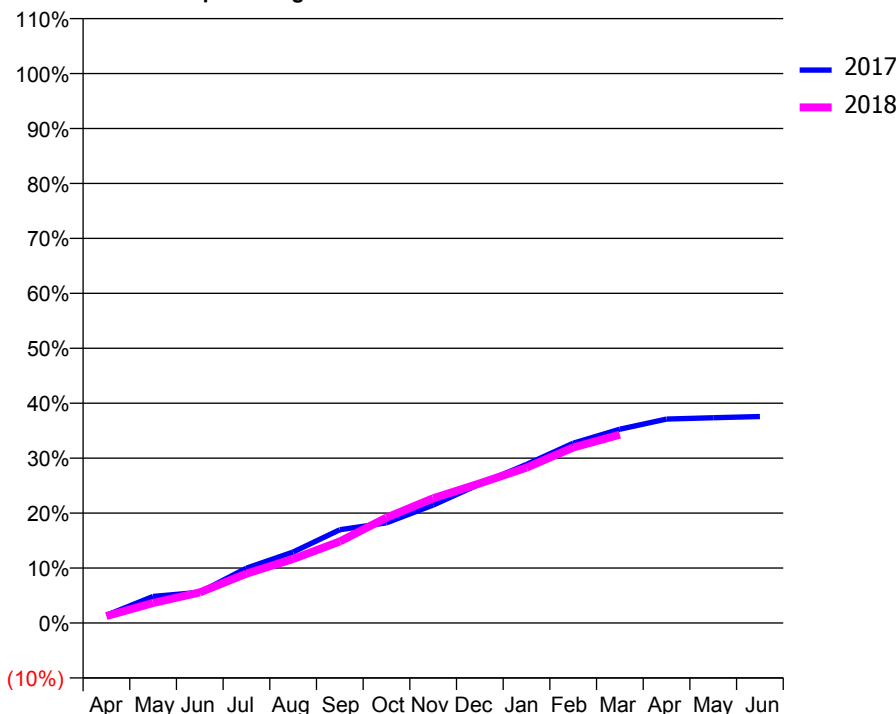
ACCESS*

Patients seen in 24 months	Total	Change since previous quarter
Quarter ending March 2017	3,477	
Quarter ending June 2017	3,351	↓
Quarter ending September 2017	3,351	→
Quarter ending December 2017	3,375	→
Quarter ending March 2018	3,378	→
Variance since March 2017	(2.8%)	↓



ACTIVITY

Cumulative percentage of contracted UDA delivered 2017 & 2018



Month	Adjusted Scheduled Activity (UDA)	
	2017	2018
April	186	169
May	636	480
June	738	733
July	1,316	1,184
August	1,701	1,535
September	2,235	1,954
October	2,401	2,525
November	2,828	2,989
December	3,333	3,347
January	3,801	3,724
February	4,311	4,206
March	4,644	4,513
April	4,889	
May	4,920	
June	4,948	

QUALITY

	Quantity	Base Number	Contract	AT	Region	England
% of FP17s for the same patient ID Re-attending within 3 months - Children	78	1,561	5.0%	10.9%	11.6%	11.9%
% of FP17s for the same patient ID Re-attending within 3 months - Adults	218	2,311	9.4%	14.7%	15.4%	16.0%
% of FP17s for the same patient ID Re-attending between 3 & 9 months - Children	510	1,561	32.7%	57.2%	59.4%	58.3%
% of FP17s for the same patient ID Re-attending between 3 & 9 months - Adults	732	2,311	31.7%	48.1%	51.3%	50.3%
% of FP17s for Band 1 Urgent Courses	472	2,478	19.0%	8.7%	8.0%	9.1%
% of FP17s Relating to Free Repair or Replacements	4	2,478	0.2%	0.7%	0.8%	0.8%
% of FP17s Relating to Continuations	10	2,478	0.4%	0.9%	1.0%	1.0%
% of Patients satisfied with the dentistry they have received	2	2	N/A	91.3%	91.7%	91.5%
% of Patients satisfied with the time they had to wait for an appointment	1	2	N/A	86.9%	88.3%	87.9%

* This is based on patients treated on this contract for their most recent course of treatment. Figures in italics indicate the base number of FP17s or Patient Questionnaire responses are less than 100. N/A is shown where the base number of responses is less than 10 during the period. % is calculated as Quantity/Base number*100

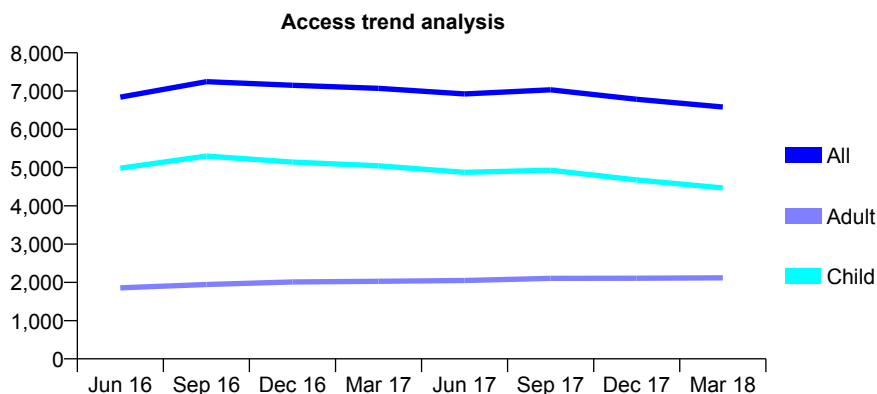
Q58 - Vital Signs At a Glance Contract Report for 193534/0002 - March 2018

Name or company name	Community Dental Services CIC
Contract type name	PDS Contract
Purpose of contract	General
Contract start date	01/04/2011
Contract end date	31/03/2021

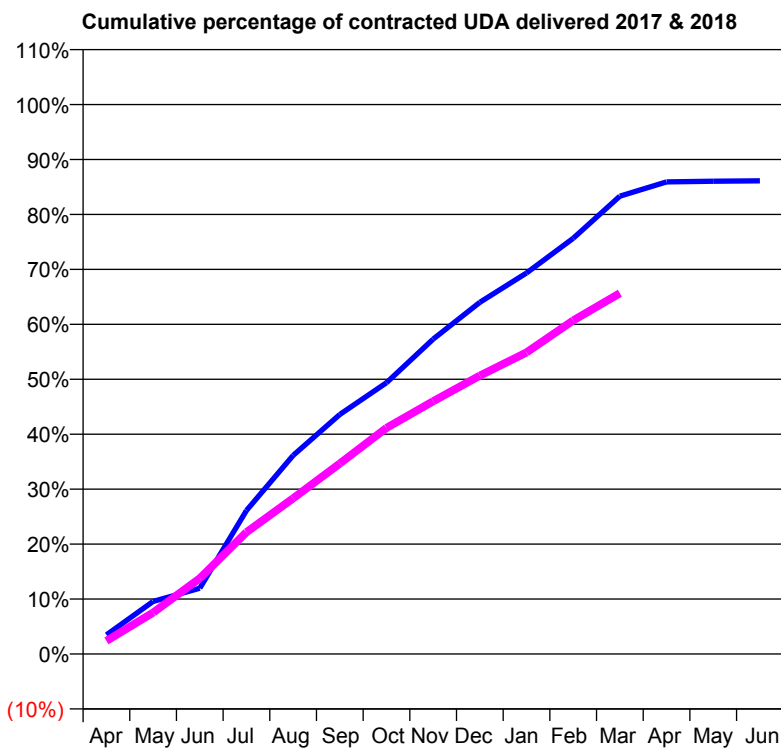
17/18 Contracted general activity (UDA)	18,917
Carry forward general activity (UDA)	0
17/18 Contracted orthodontic activity (UOA)	0
Carry forward orthodontic activity (UOA)	0
Baseline contract value	£2,355,637.47

ACCESS*

Patients seen in 24 months	Total	Change since previous quarter
Quarter ending March 2017	7,072	
Quarter ending June 2017	6,924	↓
Quarter ending September 2017	7,033	→
Quarter ending December 2017	6,784	↓
Quarter ending March 2018	6,582	↓
Variance since March 2017	(6.9%)	↓



ACTIVITY



Month	Adjusted Scheduled Activity (UDA)	
	2017	2018
April	657	451
May	1,811	1,425
June	2,268	2,603
July	4,943	4,192
August	6,836	5,361
September	8,247	6,556
October	9,340	7,783
November	10,841	8,701
December	12,109	9,581
January	13,117	10,380
February	14,313	11,483
March	15,764	12,418
April	16,253	
May	16,274	
June	16,290	

QUALITY

	Quantity	Base Number	Contract	AT	Region	England
% of FP17s for the same patient ID Re-attending within 3 months - Children	463	5,957	7.8%	10.9%	11.6%	11.9%
% of FP17s for the same patient ID Re-attending within 3 months - Adults	176	2,163	8.1%	14.7%	15.4%	16.0%
% of FP17s for the same patient ID Re-attending between 3 & 9 months - Children	2,630	5,957	44.1%	57.2%	59.4%	58.3%
% of FP17s for the same patient ID Re-attending between 3 & 9 months - Adults	686	2,163	31.7%	48.1%	51.3%	50.3%
% of FP17s for Band 1 Urgent Courses	308	7,387	4.2%	8.7%	8.0%	9.1%
% of FP17s Relating to Free Repair or Replacements	0	7,387	0.0%	0.7%	0.8%	0.8%
% of FP17s Relating to Continuations	157	7,387	2.1%	0.9%	1.0%	1.0%
% of Patients satisfied with the dentistry they have received	2	3	N/A	91.3%	91.7%	91.5%
% of Patients satisfied with the time they had to wait for an appointment	1	3	N/A	86.9%	88.3%	87.9%

* This is based on patients treated on this contract for their most recent course of treatment. Figures in italics indicate the base number of FP17s or Patient Questionnaire responses are less than 100. N/A is shown where the base number of responses is less than 10 during the period. % is calculated as Quantity/Base number*100

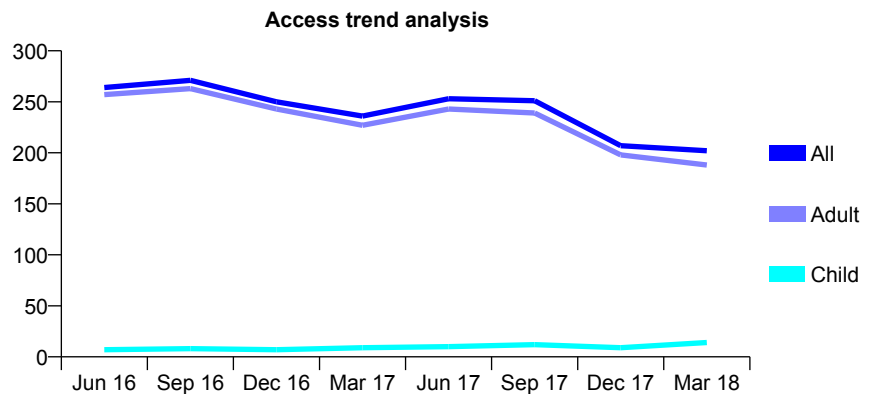
Q58 - Vital Signs At a Glance Contract Report for 193534/0003 - March 2018

Name or company name	Community Dental Services CIC
Contract type name	PDS Contract
Purpose of contract	General
Contract start date	01/04/2011
Contract end date	31/03/2021

17/18 Contracted general activity (UDA)	1,090
Carry forward general activity (UDA)	0
17/18 Contracted orthodontic activity (UOA)	0
Carry forward orthodontic activity (UOA)	0
Baseline contract value	£148,120.60

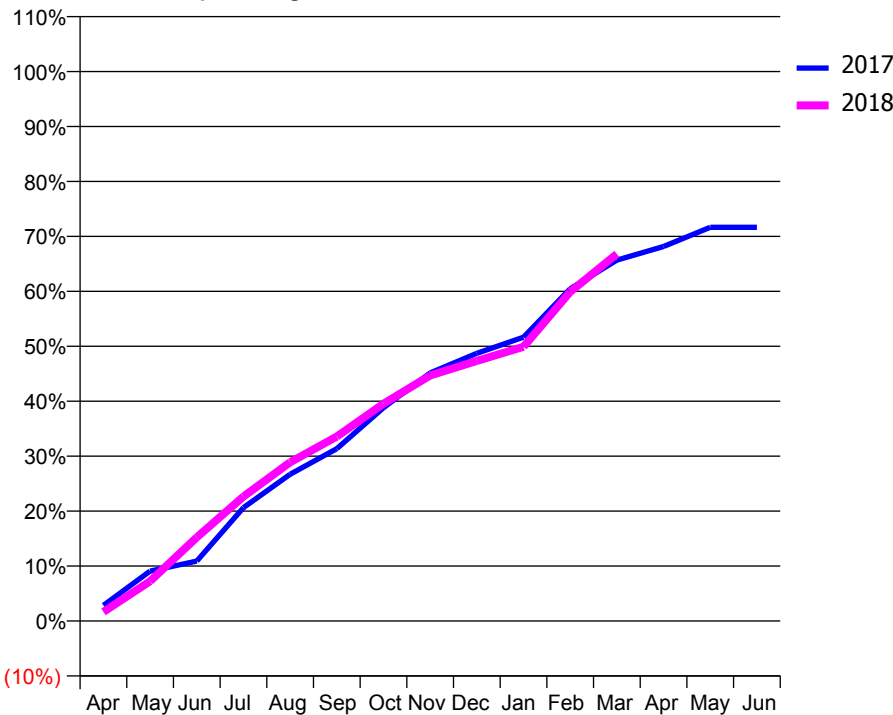
ACCESS*

Patients seen in 24 months	Total	Change since previous quarter
Quarter ending March 2017	236	
Quarter ending June 2017	253	↑
Quarter ending September 2017	251	→
Quarter ending December 2017	207	↓
Quarter ending March 2018	202	↓
Variance since March 2017	(14.4%)	↓



ACTIVITY

Cumulative percentage of contracted UDA delivered 2017 & 2018



Month	Adjusted Scheduled Activity (UDA)	
	2017	2018
April	31	18
May	99	79
June	119	166
July	225	247
August	291	315
September	342	366
October	423	431
November	492	487
December	531	516
January	563	544
February	659	653
March	716	728
April	743	
May	781	
June	781	

QUALITY

	Quantity	Base Number	Contract	AT	Region	England
% of FP17s for the same patient ID Re-attending within 3 months - Children	2	37	5.4%	10.9%	11.6%	11.9%
% of FP17s for the same patient ID Re-attending within 3 months - Adults	3	287	1.0%	14.7%	15.4%	16.0%
% of FP17s for the same patient ID Re-attending between 3 & 9 months - Children	1	37	2.7%	57.2%	59.4%	58.3%
% of FP17s for the same patient ID Re-attending between 3 & 9 months - Adults	6	287	2.1%	48.1%	51.3%	50.3%
% of FP17s for Band 1 Urgent Courses	0	291	0.0%	8.7%	8.0%	9.1%
% of FP17s Relating to Free Repair or Replacements	0	291	0.0%	0.7%	0.8%	0.8%
% of FP17s Relating to Continuations	0	291	0.0%	0.9%	1.0%	1.0%
% of Patients satisfied with the dentistry they have received	0	0	N/A	91.3%	91.7%	91.5%
% of Patients satisfied with the time they had to wait for an appointment	0	0	N/A	86.9%	88.3%	87.9%

* This is based on patients treated on this contract for their most recent course of treatment. Figures in italics indicate the base number of FP17s or Patient Questionnaire responses are less than 100. N/A is shown where the base number of responses is less than 10 during the period. % is calculated as Quantity/Base number*100

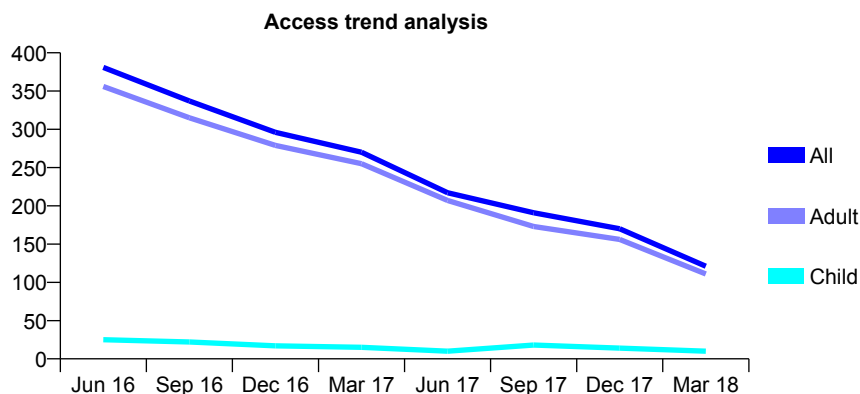
Q58 - Vital Signs At a Glance Contract Report for 193534/0004 - March 2018

Name or company name	Community Dental Services CIC
Contract type name	PDS Contract
Purpose of contract	General
Contract start date	01/04/2011
Contract end date	31/03/2021

17/18 Contracted general activity (UDA)	740
Carry forward general activity (UDA)	0
17/18 Contracted orthodontic activity (UOA)	0
Carry forward orthodontic activity (UOA)	0
Baseline contract value	£80,509.45

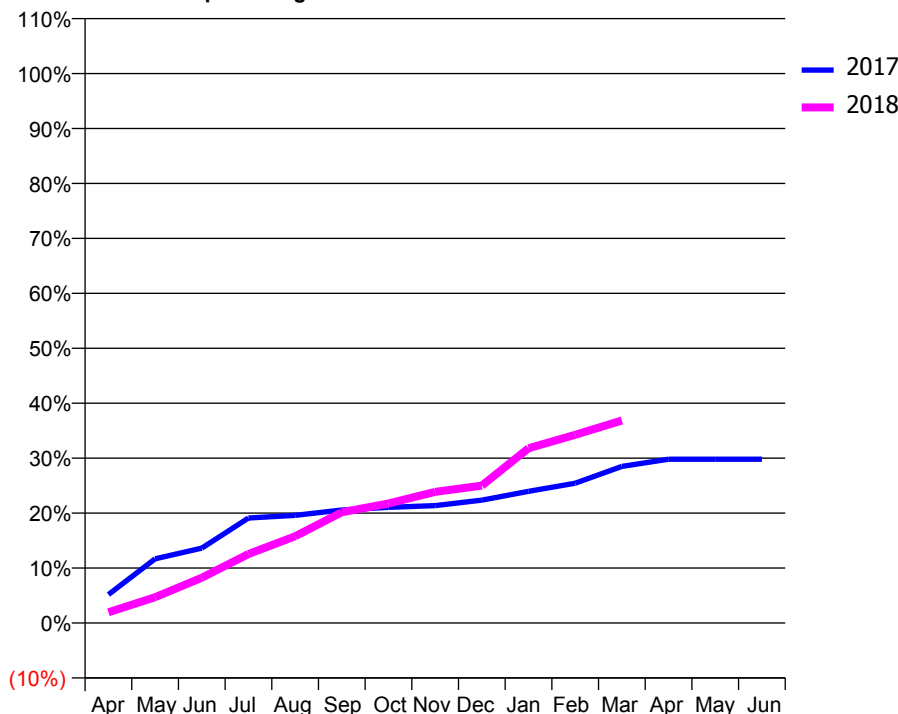
ACCESS*

Patients seen in 24 months	Total	Change since previous quarter
Quarter ending March 2017	270	
Quarter ending June 2017	217	↓
Quarter ending September 2017	191	↓
Quarter ending December 2017	170	↓
Quarter ending March 2018	121	↓
Variance since March 2017	(55.2%)	↓



ACTIVITY

Cumulative percentage of contracted UDA delivered 2017 & 2018



Adjusted Scheduled Activity (UDA)

Month	2017	2018
April	38	14
May	86	35
June	101	61
July	141	93
August	145	117
September	152	149
October	156	161
November	158	177
December	165	185
January	177	235
February	188	253
March	211	273
April	221	
May	221	
June	221	

QUALITY

	Quantity	Base Number	Contract	AT	Region	England
% of FP17s for the same patient ID Re-attending within 3 months - Children	0	34	0.0%	10.9%	11.6%	11.9%
% of FP17s for the same patient ID Re-attending within 3 months - Adults	1	211	0.5%	14.7%	15.4%	16.0%
% of FP17s for the same patient ID Re-attending between 3 & 9 months - Children	0	34	0.0%	57.2%	59.4%	58.3%
% of FP17s for the same patient ID Re-attending between 3 & 9 months - Adults	0	211	0.0%	48.1%	51.3%	50.3%
% of FP17s for Band 1 Urgent Courses	217	237	91.6%	8.7%	8.0%	9.1%
% of FP17s Relating to Free Repair or Replacements	0	237	0.0%	0.7%	0.8%	0.8%
% of FP17s Relating to Continuations	0	237	0.0%	0.9%	1.0%	1.0%
% of Patients satisfied with the dentistry they have received	1	1	N/A	91.3%	91.7%	91.5%
% of Patients satisfied with the time they had to wait for an appointment	1	1	N/A	86.9%	88.3%	87.9%

* This is based on patients treated on this contract for their most recent course of treatment. Figures in italics indicate the base number of FP17s or Patient Questionnaire responses are less than 100. N/A is shown where the base number of responses is less than 10 during the period. % is calculated as Quantity/Base number*100

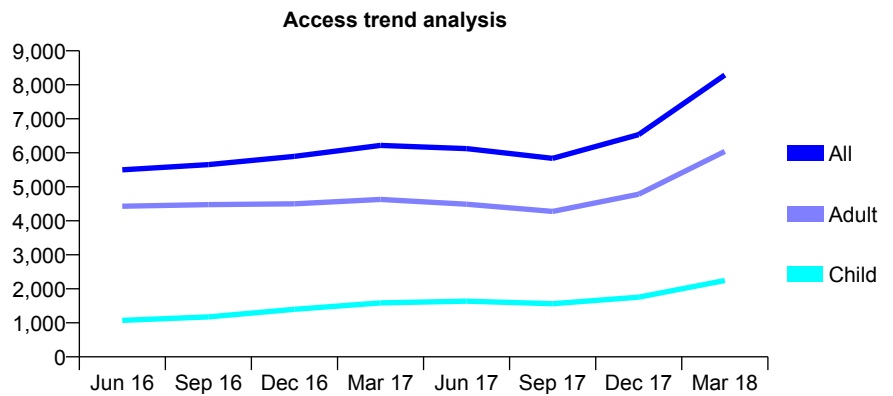
Q58 - Vital Signs At a Glance Contract Report for 196630/0001 - March 2018

Name or company name	Cedar Road Dental Practice
Contract type name	GDS Contract
Purpose of contract	General
Contract start date	01/04/2006
Contract end date	

17/18 Contracted general activity (UDA)	14,190
Carry forward general activity (UDA)	0
17/18 Contracted orthodontic activity (UOA)	0
Carry forward orthodontic activity (UOA)	0
Baseline contract value	£378,408.97

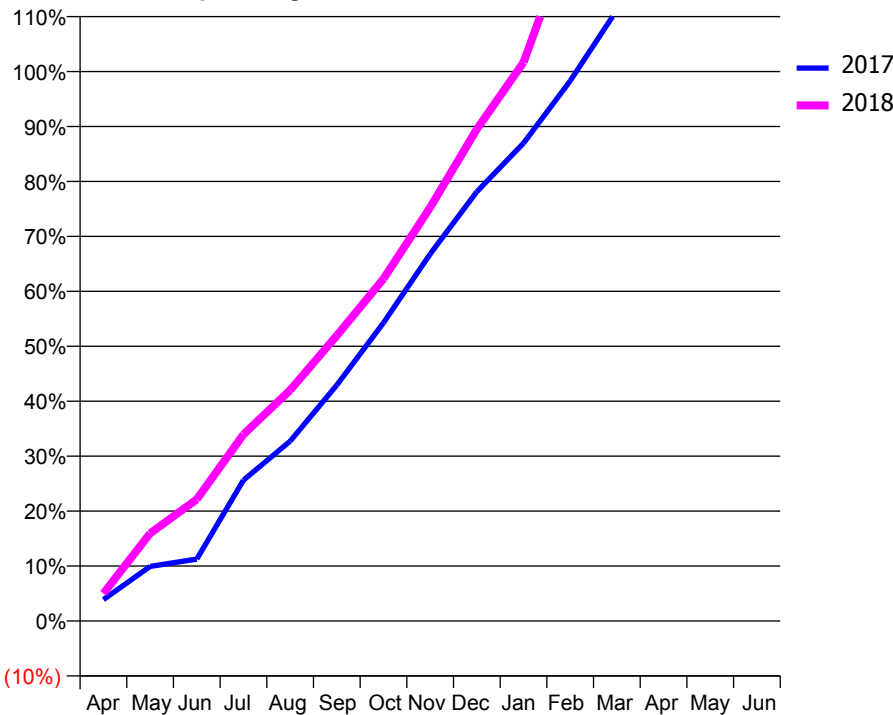
ACCESS*

Patients seen in 24 months	Total	Change since previous quarter
Quarter ending March 2017	6,216	
Quarter ending June 2017	6,124	↓
Quarter ending September 2017	5,838	↓
Quarter ending December 2017	6,535	↑
Quarter ending March 2018	8,288	↑
Variance since March 2017	33.3%	↑



ACTIVITY

Cumulative percentage of contracted UDA delivered 2017 & 2018



Month	Adjusted Scheduled Activity (UDA)	
	2017	2018
April	552	710
May	1,409	2,263
June	1,600	3,142
July	3,637	4,818
August	4,643	5,963
September	6,095	7,370
October	7,700	8,837
November	9,478	10,681
December	11,085	12,701
January	12,341	14,425
February	13,949	17,744
March	15,777	20,598
April	16,846	
May	16,848	
June	16,853	

QUALITY

	Quantity	Base Number	Contract	AT	Region	England
% of FP17s for the same patient ID Re-attending within 3 months - Children	221	3,312	6.7%	10.9%	11.6%	11.9%
% of FP17s for the same patient ID Re-attending within 3 months - Adults	1,020	8,210	12.4%	14.7%	15.4%	16.0%
% of FP17s for the same patient ID Re-attending between 3 & 9 months - Children	1,573	3,312	47.5%	57.2%	59.4%	58.3%
% of FP17s for the same patient ID Re-attending between 3 & 9 months - Adults	3,347	8,210	40.8%	48.1%	51.3%	50.3%
% of FP17s for Band 1 Urgent Courses	753	10,915	6.9%	8.7%	8.0%	9.1%
% of FP17s Relating to Free Repair or Replacements	120	10,915	1.1%	0.7%	0.8%	0.8%
% of FP17s Relating to Continuations	47	10,915	0.4%	0.9%	1.0%	1.0%
% of Patients satisfied with the dentistry they have received	5	5	N/A	91.3%	91.7%	91.5%
% of Patients satisfied with the time they had to wait for an appointment	5	5	N/A	86.9%	88.3%	87.9%

* This is based on patients treated on this contract for their most recent course of treatment. Figures in italics indicate the base number of FP17s or Patient Questionnaire responses are less than 100. N/A is shown where the base number of responses is less than 10 during the period. % is calculated as Quantity/Base number*100

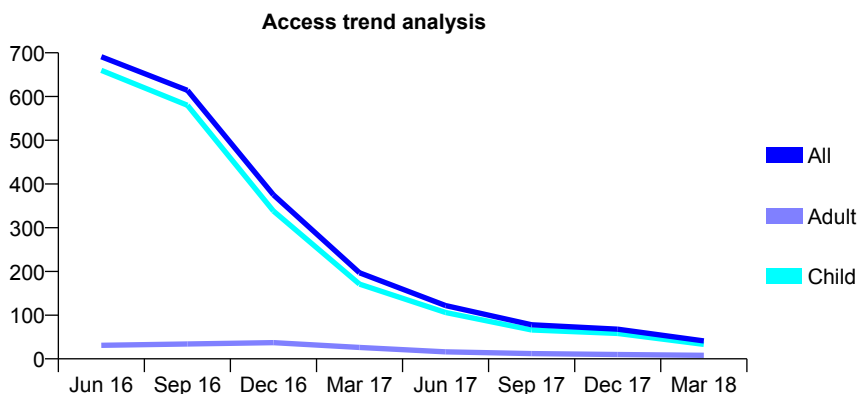
Q58 - Vital Signs At a Glance Contract Report for 196630/0003 - March 2018

Name or company name	Cedar Road Dental Practice
Contract type name	GDS Contract
Purpose of contract	General
Contract start date	01/04/2006
Contract end date	

17/18 Contracted general activity (UDA)	2,250
Carry forward general activity (UDA)	0
17/18 Contracted orthodontic activity (UOA)	0
Carry forward orthodontic activity (UOA)	0
Baseline contract value	£83,132.73

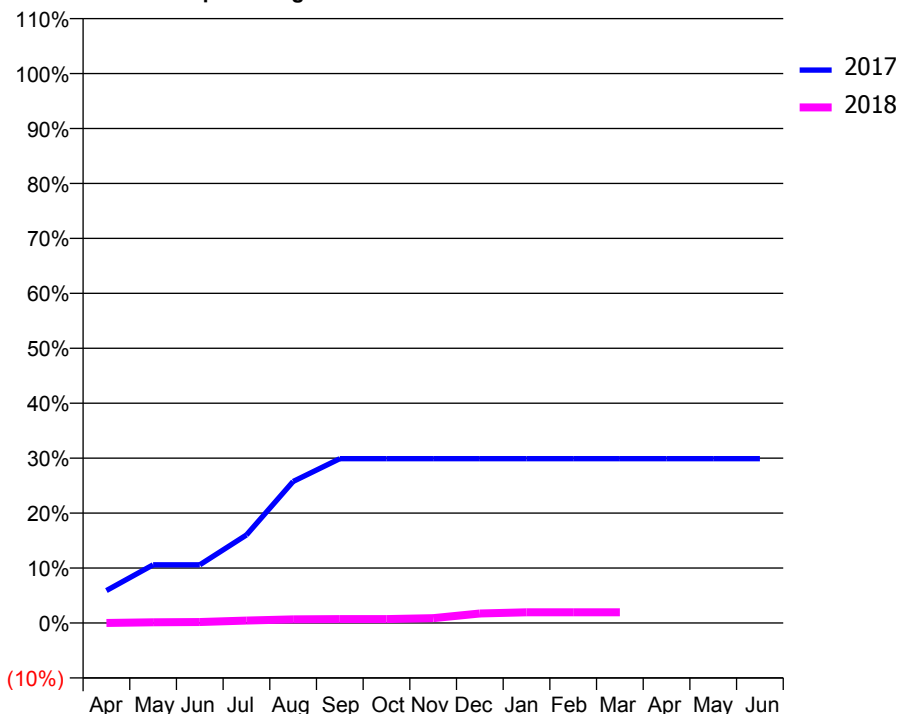
ACCESS*

Patients seen in 24 months	Total	Change since previous quarter
Quarter ending March 2017	197	
Quarter ending June 2017	122	↓
Quarter ending September 2017	78	↓
Quarter ending December 2017	68	↓
Quarter ending March 2018	41	↓
Variance since March 2017	(79.2%)	↓



ACTIVITY

Cumulative percentage of contracted UDA delivered 2017 & 2018



Month	Adjusted Scheduled Activity (UDA)	
	2017	2018
April	133	0
May	238	3
June	238	4
July	361	10
August	580	15
September	673	16
October	673	16
November	673	20
December	673	39
January	673	44
February	673	44
March	673	44
April	673	
May	673	
June	673	

QUALITY

	Quantity	Base Number	Contract	AT	Region	England
% of FP17s for the same patient ID Re-attending within 3 months - Children	1	21	4.8%	10.9%	11.6%	11.9%
% of FP17s for the same patient ID Re-attending within 3 months - Adults	0	2	0.0%	14.7%	15.4%	16.0%
% of FP17s for the same patient ID Re-attending between 3 & 9 months - Children	0	21	0.0%	57.2%	59.4%	58.3%
% of FP17s for the same patient ID Re-attending between 3 & 9 months - Adults	0	2	0.0%	48.1%	51.3%	50.3%
% of FP17s for Band 1 Urgent Courses	0	23	0.0%	8.7%	8.0%	9.1%
% of FP17s Relating to Free Repair or Replacements	0	23	0.0%	0.7%	0.8%	0.8%
% of FP17s Relating to Continuations	0	23	0.0%	0.9%	1.0%	1.0%
% of Patients satisfied with the dentistry they have received	0	0	N/A	91.3%	91.7%	91.5%
% of Patients satisfied with the time they had to wait for an appointment	0	0	N/A	86.9%	88.3%	87.9%

* This is based on patients treated on this contract for their most recent course of treatment. Figures in italics indicate the base number of FP17s or Patient Questionnaire responses are less than 100. N/A is shown where the base number of responses is less than 10 during the period. % is calculated as Quantity/Base number*100

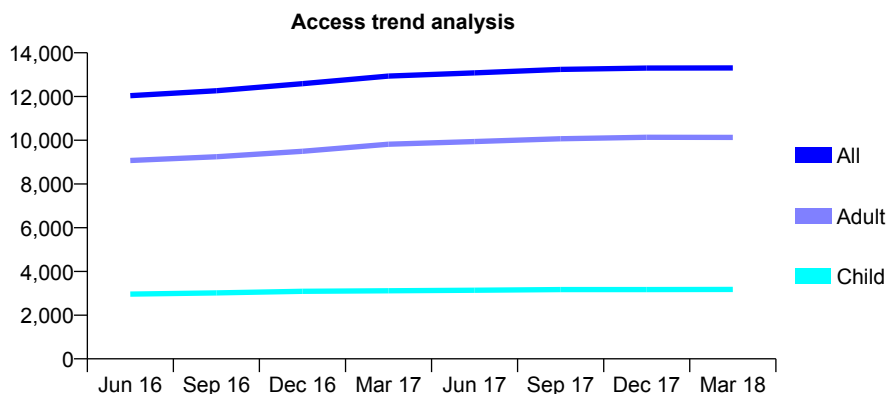
Q58 - Vital Signs At a Glance Contract Report for 197874/0001 - March 2018

Name or company name	Oradi Ltd
Contract type name	Pilot Contract
Purpose of contract	General and Orthodontic
Contract start date	01/04/2008
Contract end date	

17/18 Contracted general activity (UDA)	47,659
Carry forward general activity (UDA)	0
17/18 Contracted orthodontic activity (UOA)	0
Carry forward orthodontic activity (UOA)	0
Baseline contract value	£1,289,915.92

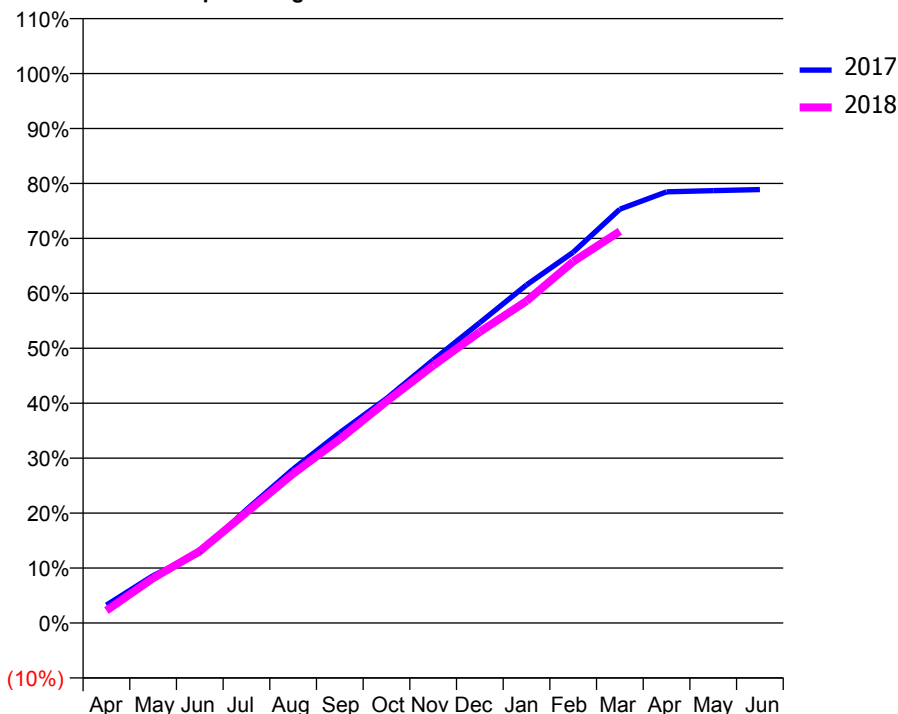
ACCESS*

Patients seen in 24 months	Total	Change since previous quarter
Quarter ending March 2017	12,934	
Quarter ending June 2017	13,080	→
Quarter ending September 2017	13,240	→
Quarter ending December 2017	13,304	→
Quarter ending March 2018	13,309	→
Variance since March 2017	2.9%	↑



ACTIVITY

Cumulative percentage of contracted UDA delivered 2017 & 2018



Month	Adjusted Scheduled Activity (UDA)	
	2017	2018
April	1,551	1,084
May	4,107	3,895
June	6,084	6,240
July	9,840	9,590
August	13,355	12,943
September	16,507	15,950
October	19,466	19,217
November	22,818	22,322
December	26,053	25,250
January	29,319	27,922
February	32,154	31,352
March	35,897	33,970
April	37,399	
May	37,499	
June	37,588	

QUALITY

	Quantity	Base Number	Contract	AT	Region	England
% of FP17s for the same patient ID Re-attending within 3 months - Children	319	4,514	7.1%	10.9%	11.6%	11.9%
% of FP17s for the same patient ID Re-attending within 3 months - Adults	1,520	12,664	12.0%	14.7%	15.4%	16.0%
% of FP17s for the same patient ID Re-attending between 3 & 9 months - Children	2,651	4,514	58.7%	57.2%	59.4%	58.3%
% of FP17s for the same patient ID Re-attending between 3 & 9 months - Adults	6,888	12,664	54.4%	48.1%	51.3%	50.3%
% of FP17s for Band 1 Urgent Courses	578	16,343	3.5%	8.7%	8.0%	9.1%
% of FP17s Relating to Free Repair or Replacements	121	16,343	0.7%	0.7%	0.8%	0.8%
% of FP17s Relating to Continuations	77	16,343	0.5%	0.9%	1.0%	1.0%
% of Patients satisfied with the dentistry they have received	9	11	81.8%	91.3%	91.7%	91.5%
% of Patients satisfied with the time they had to wait for an appointment	10	11	90.9%	86.9%	88.3%	87.9%

* This is based on patients treated on this contract for their most recent course of treatment. Figures in italics indicate the base number of FP17s or Patient Questionnaire responses are less than 100. N/A is shown where the base number of responses is less than 10 during the period. % is calculated as Quantity/Base number*100

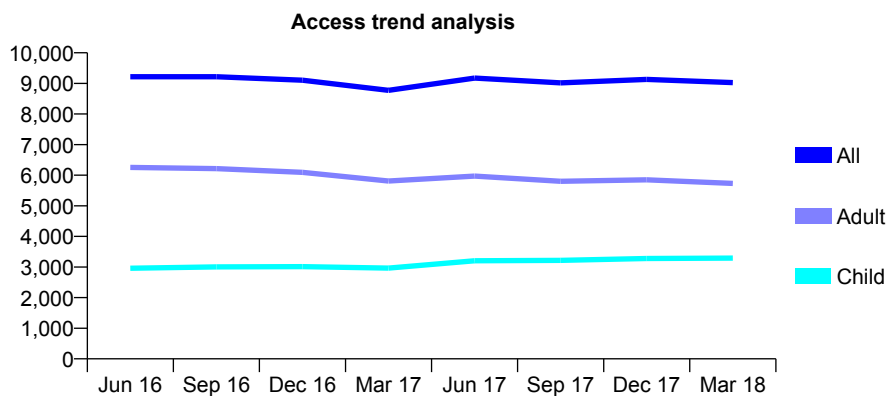
Q58 - Vital Signs At a Glance Contract Report for 198900/0001 - March 2018

Name or company name	MARAH Limited
Contract type name	GDS Contract
Purpose of contract	General
Contract start date	01/12/2011
Contract end date	

17/18 Contracted general activity (UDA)	21,838
Carry forward general activity (UDA)	191
17/18 Contracted orthodontic activity (UOA)	0
Carry forward orthodontic activity (UOA)	0
Baseline contract value	£619,257.69

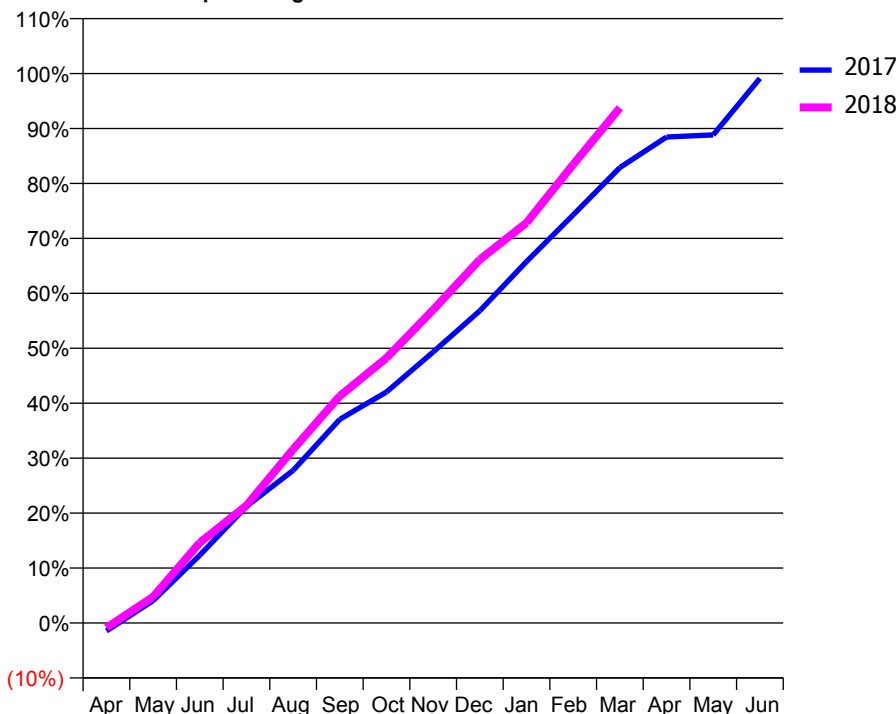
ACCESS*

Patients seen in 24 months	Total	Change since previous quarter
Quarter ending March 2017	8,772	
Quarter ending June 2017	9,175	↑
Quarter ending September 2017	9,019	↓
Quarter ending December 2017	9,130	→
Quarter ending March 2018	9,026	↓
Variance since March 2017	2.9%	↑



ACTIVITY

Cumulative percentage of contracted UDA delivered 2017 & 2018



Month	Adjusted Scheduled Activity (UDA)	
	2017	2018
April	-322	-191
May	888	1,041
June	2,697	3,193
July	4,634	4,674
August	6,067	6,901
September	8,096	9,020
October	9,182	10,533
November	10,769	12,445
December	12,408	14,446
January	14,364	15,907
February	16,217	18,225
March	18,102	20,475
April	19,313	
May	19,398	
June	21,647	

QUALITY

	Quantity	Base Number	Contract	AT	Region	England
% of FP17s for the same patient ID Re-attending within 3 months - Children	666	6,099	10.9%	10.9%	11.6%	11.9%
% of FP17s for the same patient ID Re-attending within 3 months - Adults	981	7,353	13.3%	14.7%	15.4%	16.0%
% of FP17s for the same patient ID Re-attending between 3 & 9 months - Children	3,477	6,099	57.0%	57.2%	59.4%	58.3%
% of FP17s for the same patient ID Re-attending between 3 & 9 months - Adults	3,324	7,353	45.2%	48.1%	51.3%	50.3%
% of FP17s for Band 1 Urgent Courses	528	11,048	4.8%	8.7%	8.0%	9.1%
% of FP17s Relating to Free Repair or Replacements	46	11,048	0.4%	0.7%	0.8%	0.8%
% of FP17s Relating to Continuations	204	11,048	1.8%	0.9%	1.0%	1.0%
% of Patients satisfied with the dentistry they have received	3	3	N/A	91.3%	91.7%	91.5%
% of Patients satisfied with the time they had to wait for an appointment	2	3	N/A	86.9%	88.3%	87.9%

* This is based on patients treated on this contract for their most recent course of treatment. Figures in italics indicate the base number of FP17s or Patient Questionnaire responses are less than 100. N/A is shown where the base number of responses is less than 10 during the period. % is calculated as Quantity/Base number*100

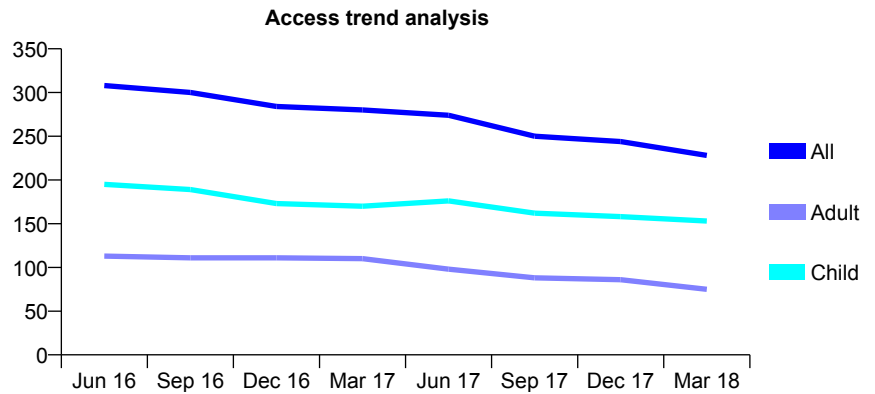
Q58 - Vital Signs At a Glance Contract Report for 201162/0003 - March 2018

Name or company name	MR JG MCKEON
Contract type name	GDS Contract
Purpose of contract	General
Contract start date	01/04/2010
Contract end date	

17/18 Contracted general activity (UDA)	1,200
Carry forward general activity (UDA)	0
17/18 Contracted orthodontic activity (UOA)	0
Carry forward orthodontic activity (UOA)	0
Baseline contract value	£33,152.44

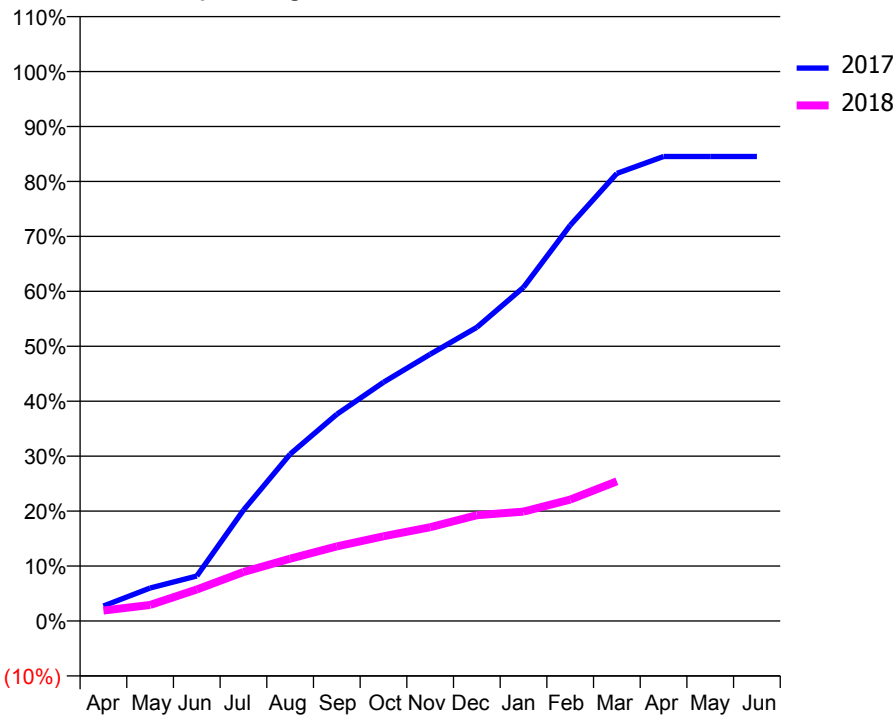
ACCESS*

Patients seen in 24 months	Total	Change since previous quarter
Quarter ending March 2017	280	
Quarter ending June 2017	274	↓
Quarter ending September 2017	250	↓
Quarter ending December 2017	244	↓
Quarter ending March 2018	228	↓
Variance since March 2017	(18.6%)	↓



ACTIVITY

Cumulative percentage of contracted UDA delivered 2017 & 2018



Month	Adjusted Scheduled Activity (UDA)	
	2017	2018
April	15	23
May	33	35
June	45	69
July	111	107
August	167	136
September	207	163
October	239	185
November	267	205
December	294	231
January	334	239
February	396	265
March	448	305
April	465	
May	465	
June	465	

QUALITY

	Quantity	Base Number	Contract	AT	Region	England
% of FP17s for the same patient ID Re-attending within 3 months - Children	7	180	3.9%	10.9%	11.6%	11.9%
% of FP17s for the same patient ID Re-attending within 3 months - Adults	3	39	7.7%	14.7%	15.4%	16.0%
% of FP17s for the same patient ID Re-attending between 3 & 9 months - Children	64	180	35.6%	57.2%	59.4%	58.3%
% of FP17s for the same patient ID Re-attending between 3 & 9 months - Adults	18	39	46.2%	48.1%	51.3%	50.3%
% of FP17s for Band 1 Urgent Courses	0	207	0.0%	8.7%	8.0%	9.1%
% of FP17s Relating to Free Repair or Replacements	0	207	0.0%	0.7%	0.8%	0.8%
% of FP17s Relating to Continuations	2	207	1.0%	0.9%	1.0%	1.0%
% of Patients satisfied with the dentistry they have received	0	0	N/A	91.3%	91.7%	91.5%
% of Patients satisfied with the time they had to wait for an appointment	0	0	N/A	86.9%	88.3%	87.9%

* This is based on patients treated on this contract for their most recent course of treatment. Figures in italics indicate the base number of FP17s or Patient Questionnaire responses are less than 100. N/A is shown where the base number of responses is less than 10 during the period. % is calculated as Quantity/Base number*100

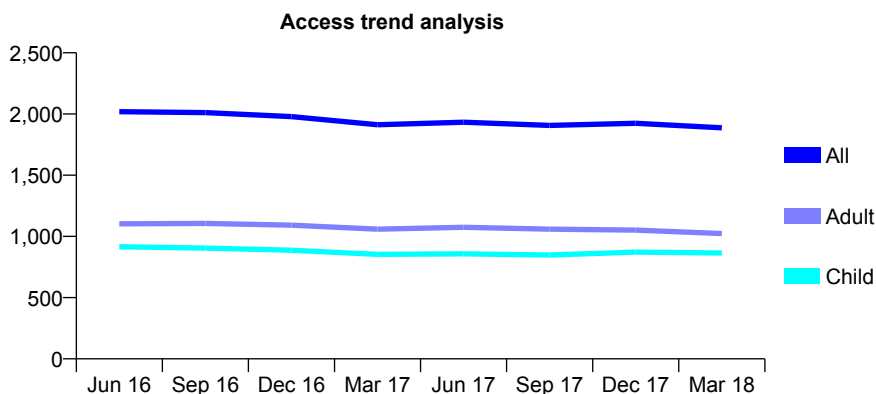
Q58 - Vital Signs At a Glance Contract Report for 207837/0001 - March 2018

Name or company name	MR RK DESAI
Contract type name	GDS Contract
Purpose of contract	General
Contract start date	01/04/2006
Contract end date	

17/18 Contracted general activity (UDA)	4,943
Carry forward general activity (UDA)	-27
17/18 Contracted orthodontic activity (UOA)	0
Carry forward orthodontic activity (UOA)	0
Baseline contract value	£158,123.63

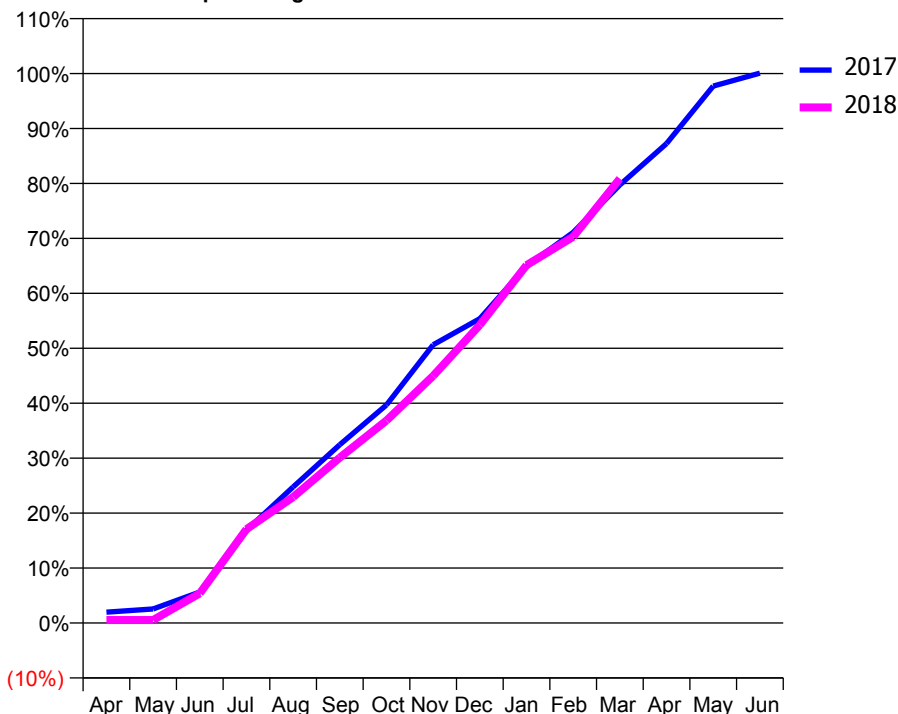
ACCESS*

Patients seen in 24 months	Total	Change since previous quarter
Quarter ending March 2017	1,912	
Quarter ending June 2017	1,933	→
Quarter ending September 2017	1,907	↓
Quarter ending December 2017	1,924	→
Quarter ending March 2018	1,887	↓
Variance since March 2017	(1.3%)	↓



ACTIVITY

Cumulative percentage of contracted UDA delivered 2017 & 2018



Month	Adjusted Scheduled Activity (UDA)	
	2017	2018
April	98	27
May	126	27
June	279	267
July	835	843
August	1,224	1,132
September	1,604	1,488
October	1,962	1,822
November	2,503	2,223
December	2,738	2,682
January	3,211	3,219
February	3,514	3,474
March	3,941	3,998
April	4,312	
May	4,829	
June	4,946	

QUALITY

	Quantity	Base Number	Contract	AT	Region	England
% of FP17s for the same patient ID Re-attending within 3 months - Children	55	1,024	5.4%	10.9%	11.6%	11.9%
% of FP17s for the same patient ID Re-attending within 3 months - Adults	117	950	12.3%	14.7%	15.4%	16.0%
% of FP17s for the same patient ID Re-attending between 3 & 9 months - Children	388	1,024	37.9%	57.2%	59.4%	58.3%
% of FP17s for the same patient ID Re-attending between 3 & 9 months - Adults	255	950	26.8%	48.1%	51.3%	50.3%
% of FP17s for Band 1 Urgent Courses	199	1,616	12.3%	8.7%	8.0%	9.1%
% of FP17s Relating to Free Repair or Replacements	33	1,616	2.0%	0.7%	0.8%	0.8%
% of FP17s Relating to Continuations	8	1,616	0.5%	0.9%	1.0%	1.0%
% of Patients satisfied with the dentistry they have received	0	0	N/A	91.3%	91.7%	91.5%
% of Patients satisfied with the time they had to wait for an appointment	0	0	N/A	86.9%	88.3%	87.9%

* This is based on patients treated on this contract for their most recent course of treatment. Figures in italics indicate the base number of FP17s or Patient Questionnaire responses are less than 100. N/A is shown where the base number of responses is less than 10 during the period. % is calculated as Quantity/Base number*100

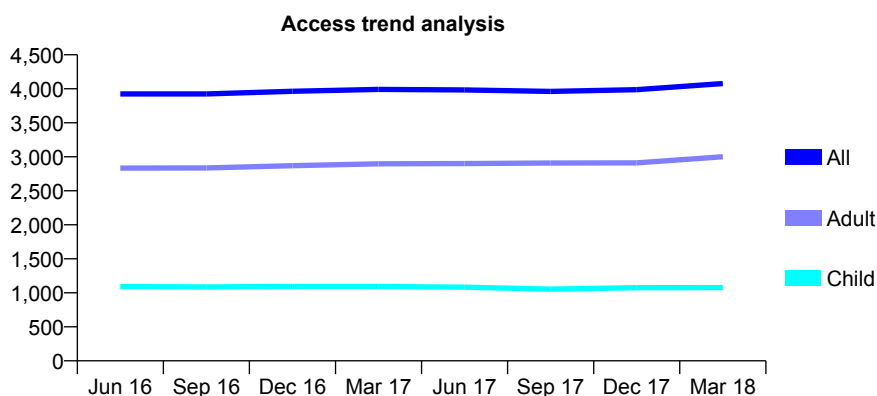
Q58 - Vital Signs At a Glance Contract Report for 213632/0001 - March 2018

Name or company name	MR HW CHAN
Contract type name	GDS Contract
Purpose of contract	General
Contract start date	01/04/2006
Contract end date	

17/18 Contracted general activity (UDA)	11,935
Carry forward general activity (UDA)	0
17/18 Contracted orthodontic activity (UOA)	0
Carry forward orthodontic activity (UOA)	0
Baseline contract value	£294,190.18

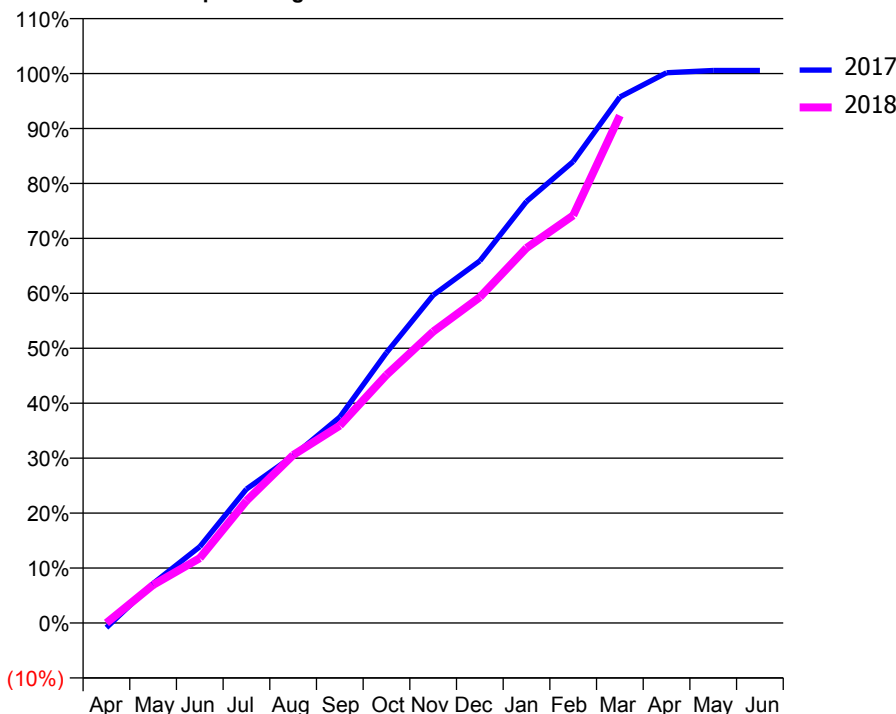
ACCESS*

Patients seen in 24 months	Total	Change since previous quarter
Quarter ending March 2017	3,992	
Quarter ending June 2017	3,983	→
Quarter ending September 2017	3,962	→
Quarter ending December 2017	3,987	→
Quarter ending March 2018	4,078	↑
Variance since March 2017	2.2%	↑



ACTIVITY

Cumulative percentage of contracted UDA delivered 2017 & 2018



Month	Adjusted Scheduled Activity (UDA)	
	2017	2018
April	-102	0
May	863	826
June	1,667	1,409
July	2,926	2,655
August	3,650	3,647
September	4,499	4,287
October	5,903	5,387
November	7,158	6,331
December	7,907	7,077
January	9,205	8,147
February	10,077	8,852
March	11,487	11,022
April	12,017	
May	12,065	
June	12,065	

QUALITY

	Quantity	Base Number	Contract	AT	Region	England
% of FP17s for the same patient ID Re-attending within 3 months - Children	36	1,590	2.3%	10.9%	11.6%	11.9%
% of FP17s for the same patient ID Re-attending within 3 months - Adults	249	3,997	6.2%	14.7%	15.4%	16.0%
% of FP17s for the same patient ID Re-attending between 3 & 9 months - Children	1,122	1,590	70.6%	57.2%	59.4%	58.3%
% of FP17s for the same patient ID Re-attending between 3 & 9 months - Adults	2,448	3,997	61.2%	48.1%	51.3%	50.3%
% of FP17s for Band 1 Urgent Courses	5	5,290	0.1%	8.7%	8.0%	9.1%
% of FP17s Relating to Free Repair or Replacements	15	5,290	0.3%	0.7%	0.8%	0.8%
% of FP17s Relating to Continuations	0	5,290	0.0%	0.9%	1.0%	1.0%
% of Patients satisfied with the dentistry they have received	4	4	N/A	91.3%	91.7%	91.5%
% of Patients satisfied with the time they had to wait for an appointment	4	4	N/A	86.9%	88.3%	87.9%

* This is based on patients treated on this contract for their most recent course of treatment. Figures in italics indicate the base number of FP17s or Patient Questionnaire responses are less than 100. N/A is shown where the base number of responses is less than 10 during the period. % is calculated as Quantity/Base number*100

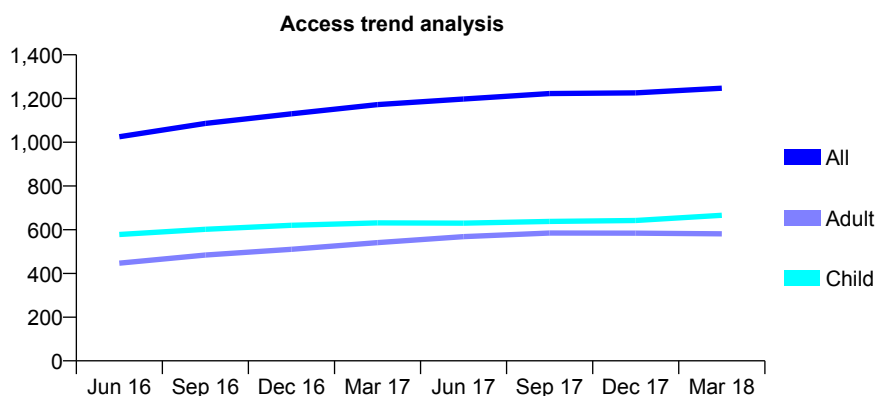
Q58 - Vital Signs At a Glance Contract Report for 214248/0002 - March 2018

Name or company name	Alexandra Dental Practice
Contract type name	GDS Contract
Purpose of contract	General
Contract start date	01/09/2015
Contract end date	

17/18 Contracted general activity (UDA)	2,754
Carry forward general activity (UDA)	-35
17/18 Contracted orthodontic activity (UOA)	0
Carry forward orthodontic activity (UOA)	0
Baseline contract value	£67,190.81

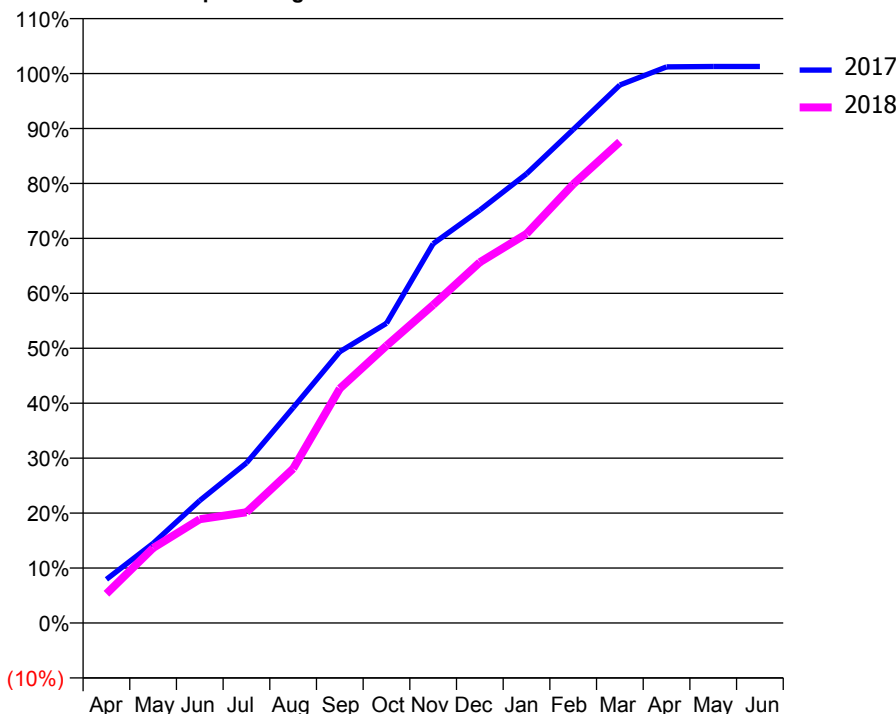
ACCESS*

Patients seen in 24 months	Total	Change since previous quarter
Quarter ending March 2017	1,172	
Quarter ending June 2017	1,198	↑
Quarter ending September 2017	1,223	↑
Quarter ending December 2017	1,226	→
Quarter ending March 2018	1,247	→
Variance since March 2017	6.4%	↑



ACTIVITY

Cumulative percentage of contracted UDA delivered 2017 & 2018



Adjusted Scheduled Activity (UDA)		
Month	2017	2018
April	219	146
May	399	376
June	614	520
July	802	555
August	1,079	774
September	1,359	1,175
October	1,502	1,390
November	1,901	1,594
December	2,069	1,808
January	2,251	1,950
February	2,473	2,199
March	2,697	2,412
April	2,787	
May	2,789	
June	2,789	

QUALITY

	Quantity	Base Number	Contract	AT	Region	England
% of FP17s for the same patient ID Re-attending within 3 months - Children	55	982	5.6%	10.9%	11.6%	11.9%
% of FP17s for the same patient ID Re-attending within 3 months - Adults	58	723	8.0%	14.7%	15.4%	16.0%
% of FP17s for the same patient ID Re-attending between 3 & 9 months - Children	620	982	63.1%	57.2%	59.4%	58.3%
% of FP17s for the same patient ID Re-attending between 3 & 9 months - Adults	490	723	67.8%	48.1%	51.3%	50.3%
% of FP17s for Band 1 Urgent Courses	80	1,643	4.9%	8.7%	8.0%	9.1%
% of FP17s Relating to Free Repair or Replacements	0	1,643	0.0%	0.7%	0.8%	0.8%
% of FP17s Relating to Continuations	12	1,643	0.7%	0.9%	1.0%	1.0%
% of Patients satisfied with the dentistry they have received	0	0	N/A	91.3%	91.7%	91.5%
% of Patients satisfied with the time they had to wait for an appointment	0	0	N/A	86.9%	88.3%	87.9%

* This is based on patients treated on this contract for their most recent course of treatment. Figures in italics indicate the base number of FP17s or Patient Questionnaire responses are less than 100. N/A is shown where the base number of responses is less than 10 during the period. % is calculated as Quantity/Base number*100

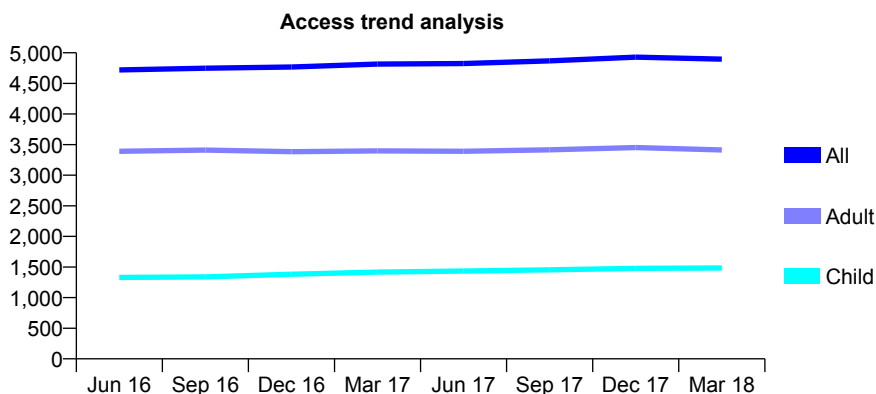
Q58 - Vital Signs At a Glance Contract Report for 215090/0001 - March 2018

Name or company name	MR SJ GORAN
Contract type name	GDS Contract
Purpose of contract	General
Contract start date	01/04/2006
Contract end date	

17/18 Contracted general activity (UDA)	13,270
Carry forward general activity (UDA)	298
17/18 Contracted orthodontic activity (UOA)	0
Carry forward orthodontic activity (UOA)	0
Baseline contract value	£355,166.72

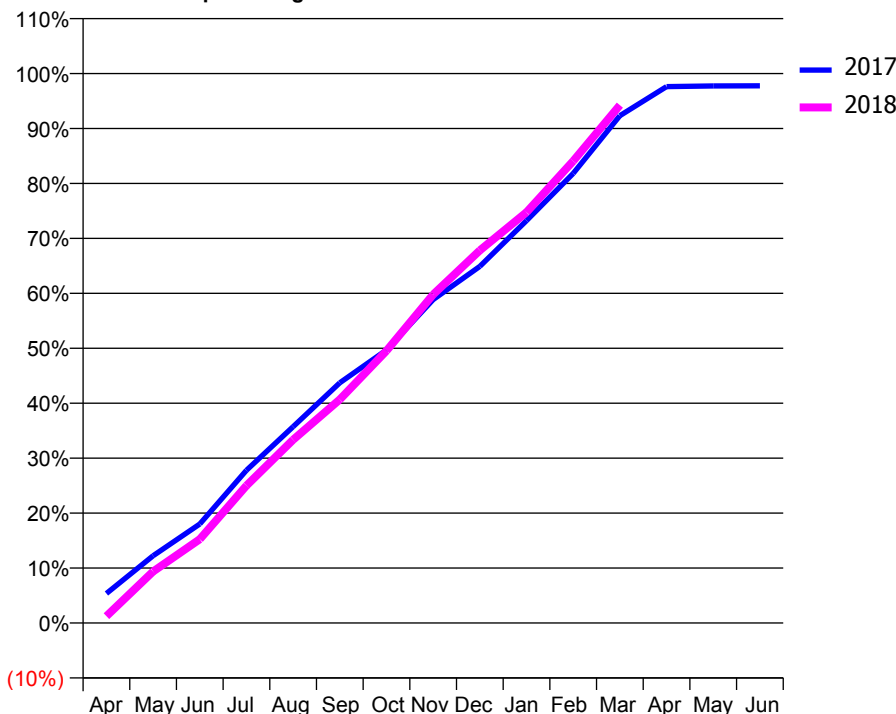
ACCESS*

Patients seen in 24 months	Total	Change since previous quarter
Quarter ending March 2017	4,815	
Quarter ending June 2017	4,824	→
Quarter ending September 2017	4,868	→
Quarter ending December 2017	4,930	→
Quarter ending March 2018	4,896	→
Variance since March 2017	1.7%	→



ACTIVITY

Cumulative percentage of contracted UDA delivered 2017 & 2018



Month	Adjusted Scheduled Activity (UDA)	
	2017	2018
April	714	167
May	1,626	1,243
June	2,391	2,025
July	3,689	3,319
August	4,742	4,425
September	5,801	5,399
October	6,592	6,574
November	7,809	7,934
December	8,611	9,000
January	9,717	9,920
February	10,858	11,156
March	12,251	12,506
April	12,954	
May	12,969	
June	12,972	

QUALITY

	Quantity	Base Number	Contract	AT	Region	England
% of FP17s for the same patient ID Re-attending within 3 months - Children	200	1,987	10.1%	10.9%	11.6%	11.9%
% of FP17s for the same patient ID Re-attending within 3 months - Adults	994	4,377	22.7%	14.7%	15.4%	16.0%
% of FP17s for the same patient ID Re-attending between 3 & 9 months - Children	1,032	1,987	51.9%	57.2%	59.4%	58.3%
% of FP17s for the same patient ID Re-attending between 3 & 9 months - Adults	1,652	4,377	37.7%	48.1%	51.3%	50.3%
% of FP17s for Band 1 Urgent Courses	1,167	6,126	19.0%	8.7%	8.0%	9.1%
% of FP17s Relating to Free Repair or Replacements	22	6,126	0.4%	0.7%	0.8%	0.8%
% of FP17s Relating to Continuations	14	6,126	0.2%	0.9%	1.0%	1.0%
% of Patients satisfied with the dentistry they have received	4	4	N/A	91.3%	91.7%	91.5%
% of Patients satisfied with the time they had to wait for an appointment	4	4	N/A	86.9%	88.3%	87.9%

* This is based on patients treated on this contract for their most recent course of treatment. Figures in italics indicate the base number of FP17s or Patient Questionnaire responses are less than 100. N/A is shown where the base number of responses is less than 10 during the period. % is calculated as Quantity/Base number*100

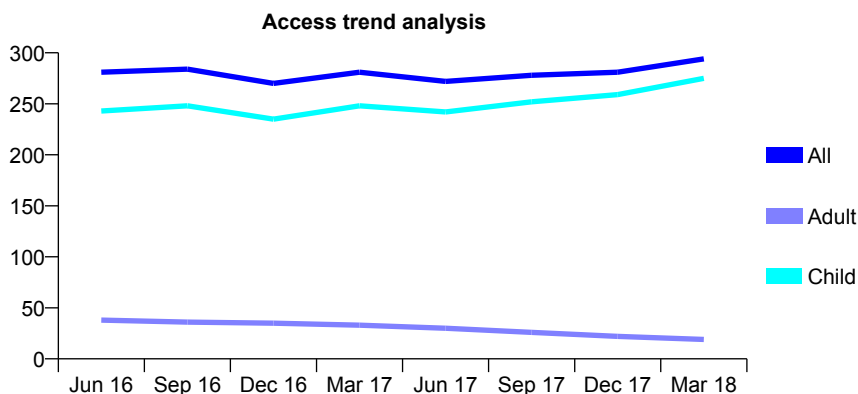
Q58 - Vital Signs At a Glance Contract Report for 221643/0002 - March 2018

Name or company name	MR R MISTRY
Contract type name	GDS Contract
Purpose of contract	General
Contract start date	01/04/2006
Contract end date	

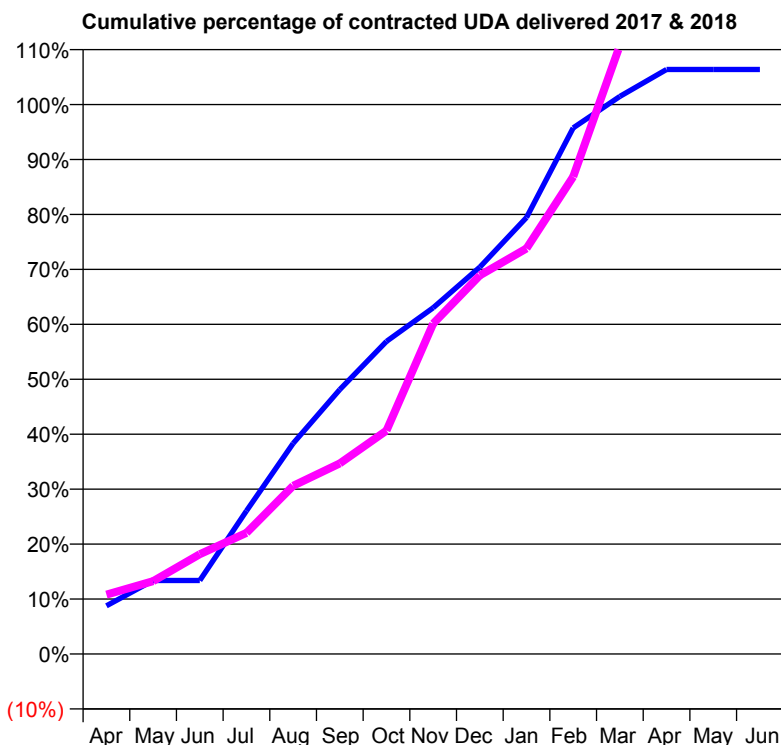
17/18 Contracted general activity (UDA)	490
Carry forward general activity (UDA)	-10
17/18 Contracted orthodontic activity (UOA)	0
Carry forward orthodontic activity (UOA)	0
Baseline contract value	£14,538.51

ACCESS*

Patients seen in 24 months	Total	Change since previous quarter
Quarter ending March 2017	281	
Quarter ending June 2017	272	↓
Quarter ending September 2017	278	↑
Quarter ending December 2017	281	→
Quarter ending March 2018	294	↑
Variance since March 2017	4.6%	↑



ACTIVITY



Adjusted Scheduled Activity (UDA)		
Month	2017	2018
April	43	53
May	66	65
June	66	89
July	128	108
August	188	150
September	236	170
October	279	199
November	309	295
December	345	338
January	389	362
February	469	426
March	497	543
April	521	
May	521	
June	521	

QUALITY

	Quantity	Base Number	Contract	AT	Region	England
% of FP17s for the same patient ID Re-attending within 3 months - Children	12	360	3.3%	10.9%	11.6%	11.9%
% of FP17s for the same patient ID Re-attending within 3 months - Adults	1	9	<i>11.1%</i>	14.7%	15.4%	16.0%
% of FP17s for the same patient ID Re-attending between 3 & 9 months - Children	190	360	52.8%	57.2%	59.4%	58.3%
% of FP17s for the same patient ID Re-attending between 3 & 9 months - Adults	4	9	<i>44.4%</i>	48.1%	51.3%	50.3%
% of FP17s for Band 1 Urgent Courses	4	355	1.1%	8.7%	8.0%	9.1%
% of FP17s Relating to Free Repair or Replacements	0	355	0.0%	0.7%	0.8%	0.8%
% of FP17s Relating to Continuations	0	355	0.0%	0.9%	1.0%	1.0%
% of Patients satisfied with the dentistry they have received	0	0	N/A	91.3%	91.7%	91.5%
% of Patients satisfied with the time they had to wait for an appointment	0	0	N/A	86.9%	88.3%	87.9%

* This is based on patients treated on this contract for their most recent course of treatment. Figures in italics indicate the base number of FP17s or Patient Questionnaire responses are less than 100. N/A is shown where the base number of responses is less than 10 during the period. % is calculated as Quantity/Base number*100

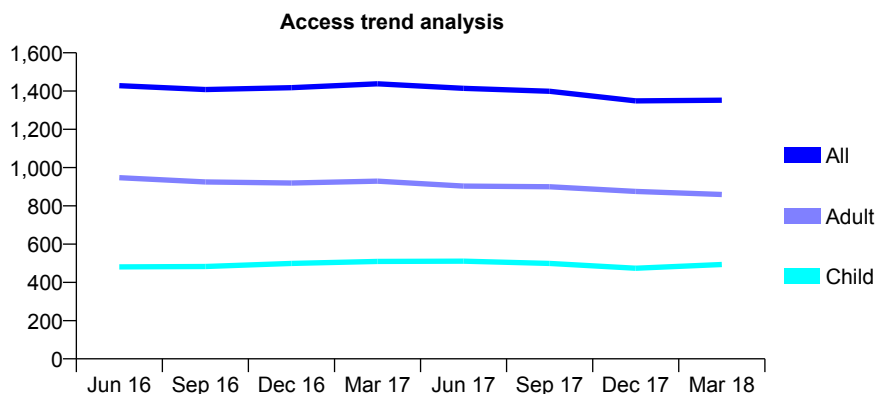
Q58 - Vital Signs At a Glance Contract Report for 222135/0001 - March 2018

Name or company name	Potton Dental Partnership
Contract type name	GDS Contract
Purpose of contract	General
Contract start date	01/04/2006
Contract end date	

17/18 Contracted general activity (UDA)	3,562
Carry forward general activity (UDA)	0
17/18 Contracted orthodontic activity (UOA)	0
Carry forward orthodontic activity (UOA)	0
Baseline contract value	£86,475.61

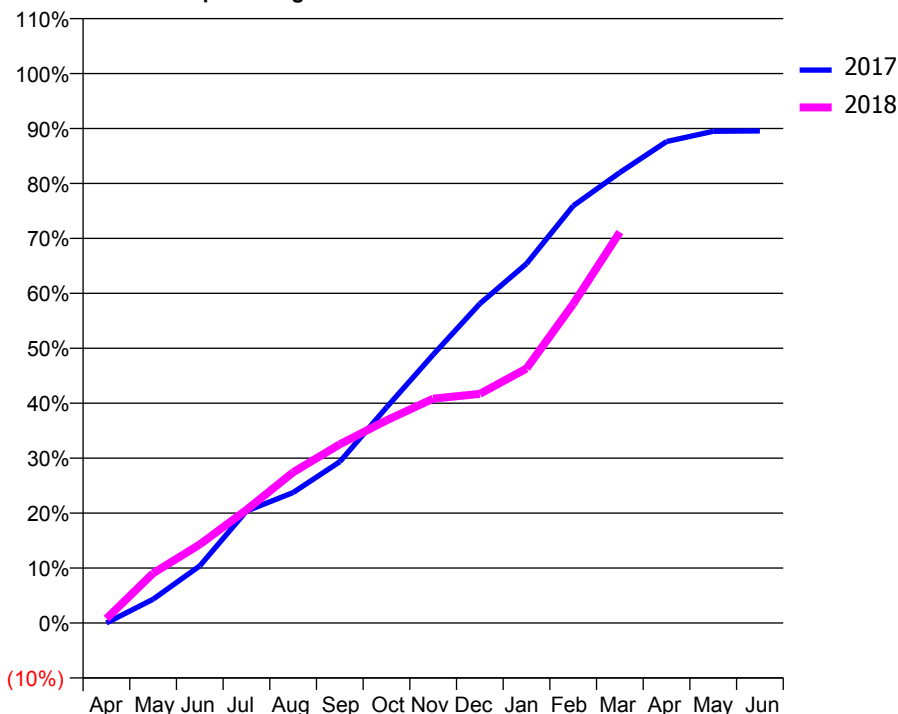
ACCESS*

Patients seen in 24 months	Total	Change since previous quarter
Quarter ending March 2017	1,438	
Quarter ending June 2017	1,414	↓
Quarter ending September 2017	1,399	↓
Quarter ending December 2017	1,349	↓
Quarter ending March 2018	1,352	→
Variance since March 2017	(6.0%)	↓



ACTIVITY

Cumulative percentage of contracted UDA delivered 2017 & 2018



Month	Adjusted Scheduled Activity (UDA)	
	2017	2018
April	0	28
May	154	323
June	370	510
July	726	733
August	846	977
September	1,045	1,158
October	1,397	1,313
November	1,740	1,454
December	2,070	1,486
January	2,329	1,649
February	2,704	2,068
March	2,920	2,534
April	3,121	
May	3,188	
June	3,190	

QUALITY

	Quantity	Base Number	Contract	AT	Region	England
% of FP17s for the same patient ID Re-attending within 3 months - Children	37	536	6.9%	10.9%	11.6%	11.9%
% of FP17s for the same patient ID Re-attending within 3 months - Adults	141	939	15.0%	14.7%	15.4%	16.0%
% of FP17s for the same patient ID Re-attending between 3 & 9 months - Children	179	536	33.4%	57.2%	59.4%	58.3%
% of FP17s for the same patient ID Re-attending between 3 & 9 months - Adults	399	939	42.5%	48.1%	51.3%	50.3%
% of FP17s for Band 1 Urgent Courses	122	1,345	9.1%	8.7%	8.0%	9.1%
% of FP17s Relating to Free Repair or Replacements	6	1,345	0.4%	0.7%	0.8%	0.8%
% of FP17s Relating to Continuations	10	1,345	0.7%	0.9%	1.0%	1.0%
% of Patients satisfied with the dentistry they have received	4	4	N/A	91.3%	91.7%	91.5%
% of Patients satisfied with the time they had to wait for an appointment	3	4	N/A	86.9%	88.3%	87.9%

* This is based on patients treated on this contract for their most recent course of treatment. Figures in italics indicate the base number of FP17s or Patient Questionnaire responses are less than 100. N/A is shown where the base number of responses is less than 10 during the period. % is calculated as Quantity/Base number*100

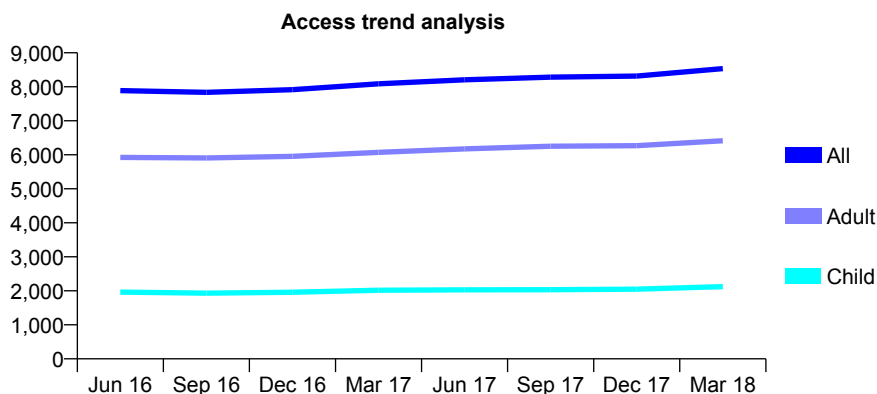
Q58 - Vital Signs At a Glance Contract Report for 224618/0001 - March 2018

Name or company name	MR UH PATEL
Contract type name	GDS Contract
Purpose of contract	General
Contract start date	01/04/2006
Contract end date	

17/18 Contracted general activity (UDA)	18,367
Carry forward general activity (UDA)	-54
17/18 Contracted orthodontic activity (UOA)	0
Carry forward orthodontic activity (UOA)	0
Baseline contract value	£427,707.56

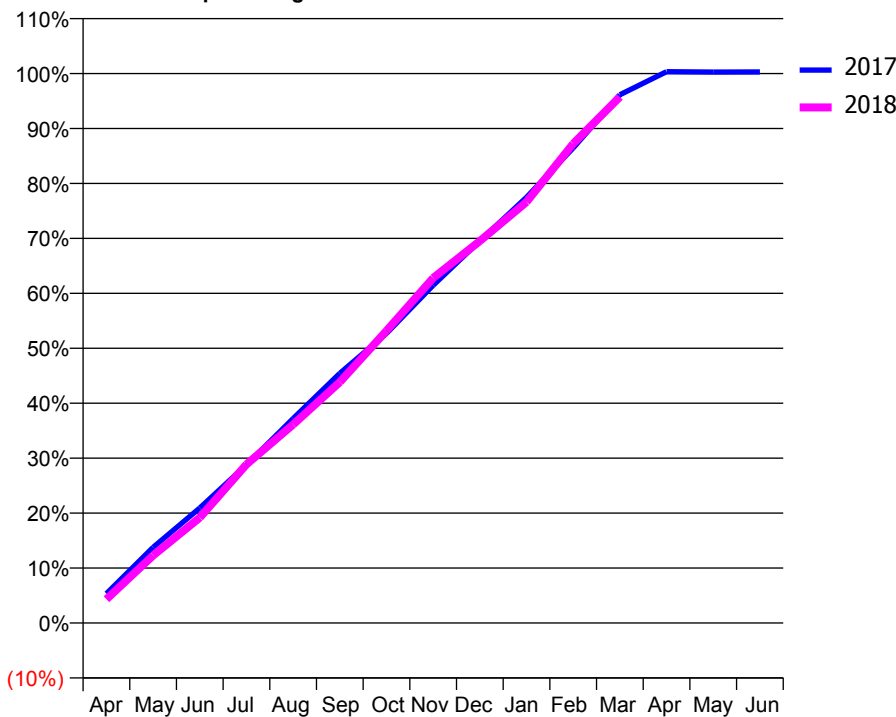
ACCESS*

Patients seen in 24 months	Total	Change since previous quarter
Quarter ending March 2017	8,088	
Quarter ending June 2017	8,205	→
Quarter ending September 2017	8,285	→
Quarter ending December 2017	8,317	→
Quarter ending March 2018	8,536	↑
Variance since March 2017	5.5%	↑



ACTIVITY

Cumulative percentage of contracted UDA delivered 2017 & 2018



Month	Adjusted Scheduled Activity (UDA)	
	2017	2018
April	984	796
May	2,529	2,256
June	3,845	3,523
July	5,289	5,302
August	6,835	6,637
September	8,346	8,052
October	9,678	9,769
November	11,287	11,533
December	12,770	12,766
January	14,227	14,075
February	15,879	16,023
March	17,655	17,585
April	18,428	
May	18,415	
June	18,420	

QUALITY

	Quantity	Base Number	Contract	AT	Region	England
% of FP17s for the same patient ID Re-attending within 3 months - Children	127	3,254	3.9%	10.9%	11.6%	11.9%
% of FP17s for the same patient ID Re-attending within 3 months - Adults	879	9,125	9.6%	14.7%	15.4%	16.0%
% of FP17s for the same patient ID Re-attending between 3 & 9 months - Children	2,188	3,254	67.2%	57.2%	59.4%	58.3%
% of FP17s for the same patient ID Re-attending between 3 & 9 months - Adults	5,520	9,125	60.5%	48.1%	51.3%	50.3%
% of FP17s for Band 1 Urgent Courses	577	10,465	5.5%	8.7%	8.0%	9.1%
% of FP17s Relating to Free Repair or Replacements	98	10,465	0.9%	0.7%	0.8%	0.8%
% of FP17s Relating to Continuations	66	10,465	0.6%	0.9%	1.0%	1.0%
% of Patients satisfied with the dentistry they have received	9	10	90.0%	91.3%	91.7%	91.5%
% of Patients satisfied with the time they had to wait for an appointment	8	10	80.0%	86.9%	88.3%	87.9%

* This is based on patients treated on this contract for their most recent course of treatment. Figures in italics indicate the base number of FP17s or Patient Questionnaire responses are less than 100. N/A is shown where the base number of responses is less than 10 during the period. % is calculated as Quantity/Base number*100

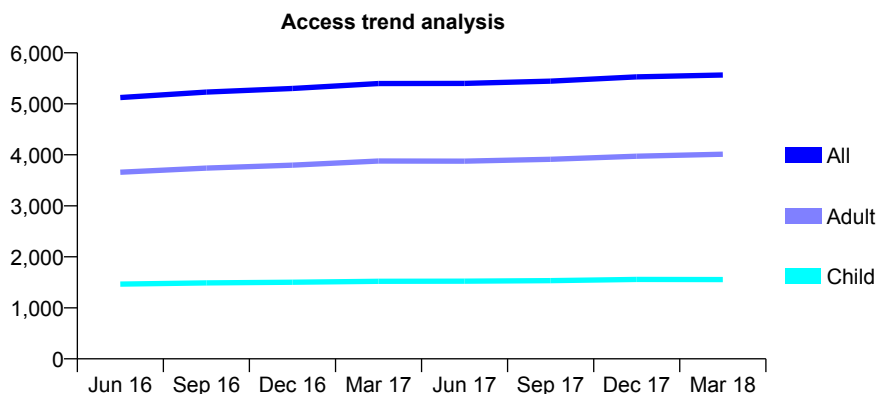
Q58 - Vital Signs At a Glance Contract Report for 224618/0002 - March 2018

Name or company name	MR UH PATEL
Contract type name	GDS Contract
Purpose of contract	General
Contract start date	01/04/2006
Contract end date	

17/18 Contracted general activity (UDA)	13,311
Carry forward general activity (UDA)	-62
17/18 Contracted orthodontic activity (UOA)	0
Carry forward orthodontic activity (UOA)	0
Baseline contract value	£318,881.63

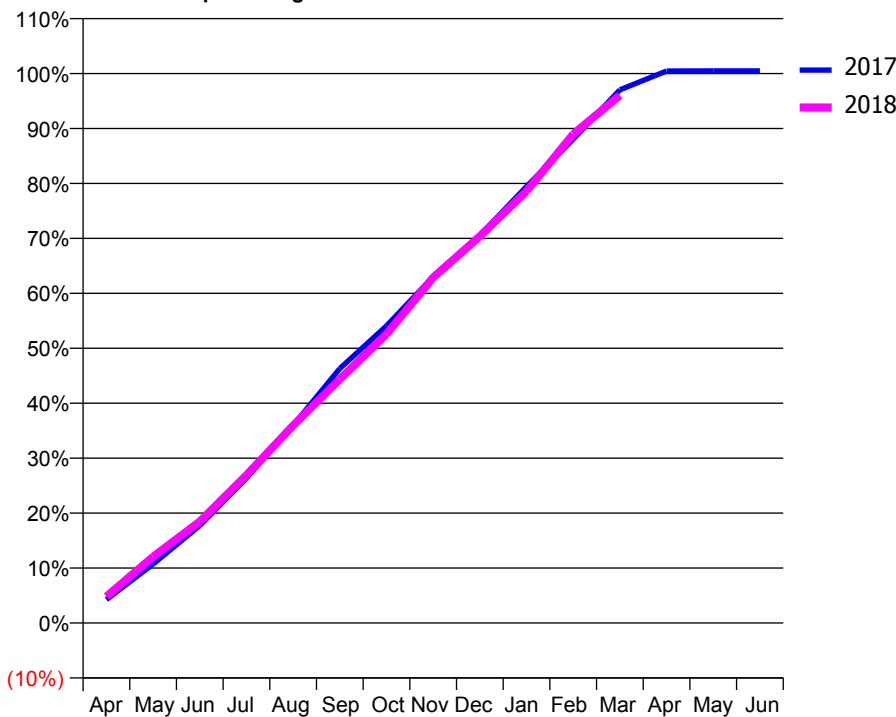
ACCESS*

Patients seen in 24 months	Total	Change since previous quarter
Quarter ending March 2017	5,398	
Quarter ending June 2017	5,400	→
Quarter ending September 2017	5,445	→
Quarter ending December 2017	5,528	→
Quarter ending March 2018	5,565	→
Variance since March 2017	3.1%	↑



ACTIVITY

Cumulative percentage of contracted UDA delivered 2017 & 2018



Month	Adjusted Scheduled Activity (UDA)	
	2017	2018
April	566	645
May	1,428	1,607
June	2,361	2,461
July	3,514	3,584
August	4,788	4,786
September	6,166	5,905
October	7,199	7,000
November	8,386	8,370
December	9,392	9,368
January	10,574	10,460
February	11,719	11,842
March	12,917	12,782
April	13,370	
May	13,376	
June	13,374	

QUALITY

	Quantity	Base Number	Contract	AT	Region	England
% of FP17s for the same patient ID Re-attending within 3 months - Children	179	2,570	7.0%	10.9%	11.6%	11.9%
% of FP17s for the same patient ID Re-attending within 3 months - Adults	387	5,423	7.1%	14.7%	15.4%	16.0%
% of FP17s for the same patient ID Re-attending between 3 & 9 months - Children	1,847	2,570	71.9%	57.2%	59.4%	58.3%
% of FP17s for the same patient ID Re-attending between 3 & 9 months - Adults	3,365	5,423	62.1%	48.1%	51.3%	50.3%
% of FP17s for Band 1 Urgent Courses	342	7,773	4.4%	8.7%	8.0%	9.1%
% of FP17s Relating to Free Repair or Replacements	55	7,773	0.7%	0.7%	0.8%	0.8%
% of FP17s Relating to Continuations	13	7,773	0.2%	0.9%	1.0%	1.0%
% of Patients satisfied with the dentistry they have received	6	6	N/A	91.3%	91.7%	91.5%
% of Patients satisfied with the time they had to wait for an appointment	6	6	N/A	86.9%	88.3%	87.9%

* This is based on patients treated on this contract for their most recent course of treatment. Figures in italics indicate the base number of FP17s or Patient Questionnaire responses are less than 100. N/A is shown where the base number of responses is less than 10 during the period. % is calculated as Quantity/Base number*100

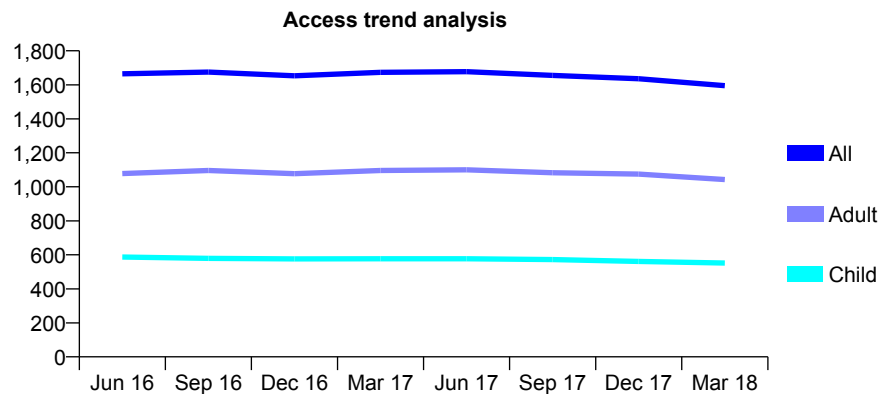
Q58 - Vital Signs At a Glance Contract Report for 234478/0001 - March 2018

Name or company name	MR SR WOODHOUSE
Contract type name	GDS Contract
Purpose of contract	General
Contract start date	01/04/2006
Contract end date	

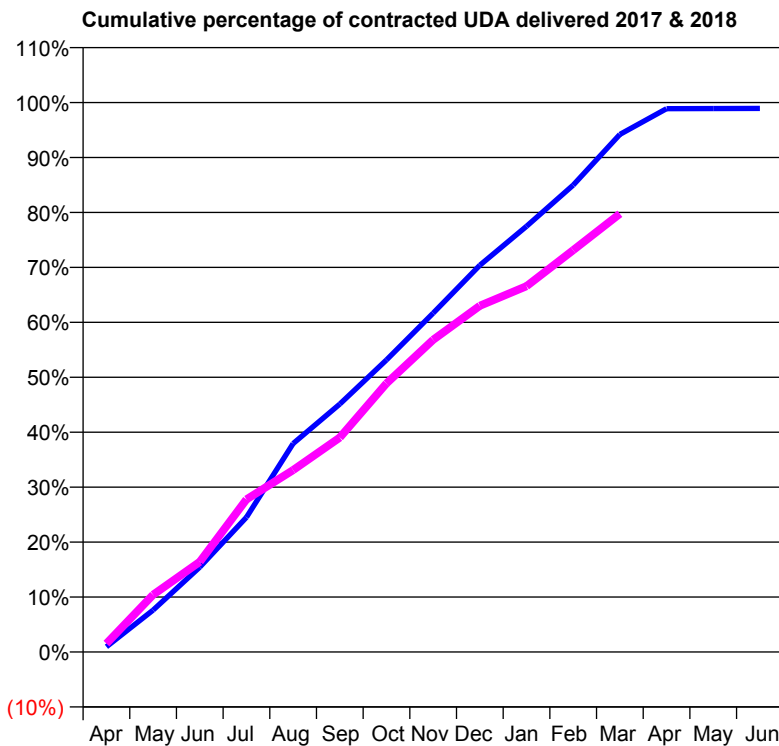
17/18 Contracted general activity (UDA)	4,150
Carry forward general activity (UDA)	45
17/18 Contracted orthodontic activity (UOA)	0
Carry forward orthodontic activity (UOA)	0
Baseline contract value	£96,186.37

ACCESS*

Patients seen in 24 months	Total	Change since previous quarter
Quarter ending March 2017	1,673	
Quarter ending June 2017	1,677	→
Quarter ending September 2017	1,655	↓
Quarter ending December 2017	1,636	↓
Quarter ending March 2018	1,595	↓
Variance since March 2017	(4.7%)	↓



ACTIVITY



Month	Adjusted Scheduled Activity (UDA)	
	2017	2018
April	40	64
May	317	432
June	641	681
July	1,017	1,152
August	1,574	1,374
September	1,872	1,620
October	2,206	2,029
November	2,560	2,358
December	2,921	2,615
January	3,215	2,763
February	3,526	3,034
March	3,909	3,310
April	4,103	
May	4,104	
June	4,105	

QUALITY

	Quantity	Base Number	Contract	AT	Region	England
% of FP17s for the same patient ID Re-attending within 3 months - Children	40	815	4.9%	10.9%	11.6%	11.9%
% of FP17s for the same patient ID Re-attending within 3 months - Adults	129	1,221	10.6%	14.7%	15.4%	16.0%
% of FP17s for the same patient ID Re-attending between 3 & 9 months - Children	542	815	66.5%	57.2%	59.4%	58.3%
% of FP17s for the same patient ID Re-attending between 3 & 9 months - Adults	666	1,221	54.5%	48.1%	51.3%	50.3%
% of FP17s for Band 1 Urgent Courses	135	1,939	7.0%	8.7%	8.0%	9.1%
% of FP17s Relating to Free Repair or Replacements	11	1,939	0.6%	0.7%	0.8%	0.8%
% of FP17s Relating to Continuations	6	1,939	0.3%	0.9%	1.0%	1.0%
% of Patients satisfied with the dentistry they have received	2	2	N/A	91.3%	91.7%	91.5%
% of Patients satisfied with the time they had to wait for an appointment	2	2	N/A	86.9%	88.3%	87.9%

* This is based on patients treated on this contract for their most recent course of treatment. Figures in italics indicate the base number of FP17s or Patient Questionnaire responses are less than 100. N/A is shown where the base number of responses is less than 10 during the period. % is calculated as Quantity/Base number*100

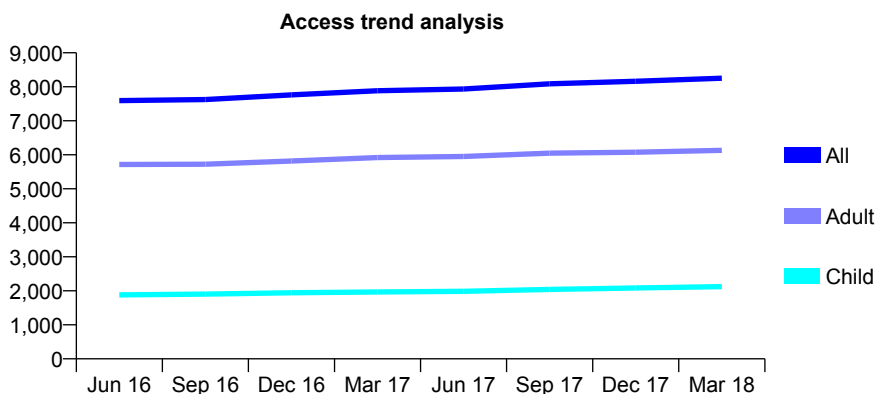
Q58 - Vital Signs At a Glance Contract Report for 239348/0001 - March 2018

Name or company name	MR M PATEL
Contract type name	GDS Contract
Purpose of contract	General
Contract start date	01/04/2006
Contract end date	

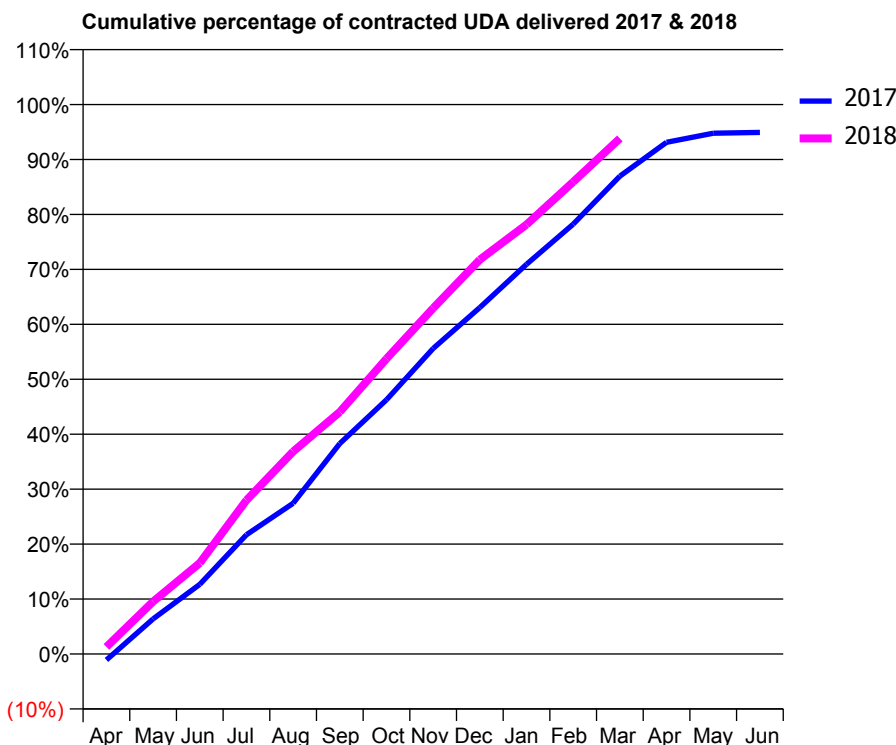
17/18 Contracted general activity (UDA)	22,500
Carry forward general activity (UDA)	195
17/18 Contracted orthodontic activity (UOA)	0
Carry forward orthodontic activity (UOA)	0
Baseline contract value	£643,299.80

ACCESS*

Patients seen in 24 months	Total	Change since previous quarter
Quarter ending March 2017	7,884	
Quarter ending June 2017	7,937	→
Quarter ending September 2017	8,090	→
Quarter ending December 2017	8,164	→
Quarter ending March 2018	8,253	→
Variance since March 2017	4.7%	↑



ACTIVITY



Month	Adjusted Scheduled Activity (UDA)	
	2017	2018
April	-251	294
May	1,441	2,150
June	2,851	3,725
July	4,885	6,297
August	6,175	8,292
September	8,620	9,914
October	10,411	12,093
November	12,509	14,160
December	14,189	16,150
January	15,956	17,583
February	17,600	19,333
March	19,565	21,114
April	20,951	
May	21,322	
June	21,355	

QUALITY

	Quantity	Base Number	Contract	AT	Region	England
% of FP17s for the same patient ID Re-attending within 3 months - Children	203	2,796	7.3%	10.9%	11.6%	11.9%
% of FP17s for the same patient ID Re-attending within 3 months - Adults	1,289	7,185	17.9%	14.7%	15.4%	16.0%
% of FP17s for the same patient ID Re-attending between 3 & 9 months - Children	1,265	2,796	45.2%	57.2%	59.4%	58.3%
% of FP17s for the same patient ID Re-attending between 3 & 9 months - Adults	2,582	7,185	35.9%	48.1%	51.3%	50.3%
% of FP17s for Band 1 Urgent Courses	375	8,955	4.2%	8.7%	8.0%	9.1%
% of FP17s Relating to Free Repair or Replacements	239	8,955	2.7%	0.7%	0.8%	0.8%
% of FP17s Relating to Continuations	476	8,955	5.3%	0.9%	1.0%	1.0%
% of Patients satisfied with the dentistry they have received	3	4	N/A	91.3%	91.7%	91.5%
% of Patients satisfied with the time they had to wait for an appointment	3	4	N/A	86.9%	88.3%	87.9%

* This is based on patients treated on this contract for their most recent course of treatment. Figures in italics indicate the base number of FP17s or Patient Questionnaire responses are less than 100. N/A is shown where the base number of responses is less than 10 during the period. % is calculated as Quantity/Base number*100

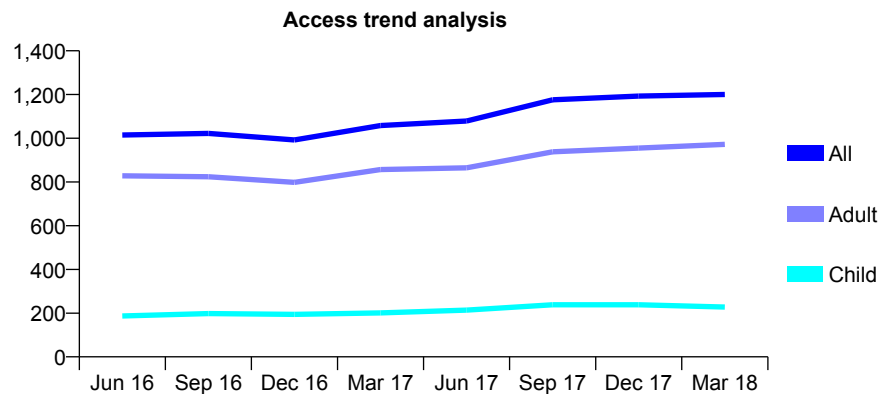
Q58 - Vital Signs At a Glance Contract Report for 239682/0001 - March 2018

Name or company name	MISS DM PATEL
Contract type name	GDS Contract
Purpose of contract	General
Contract start date	01/04/2006
Contract end date	

17/18 Contracted general activity (UDA)	4,600
Carry forward general activity (UDA)	0
17/18 Contracted orthodontic activity (UOA)	0
Carry forward orthodontic activity (UOA)	0
Baseline contract value	£132,520.04

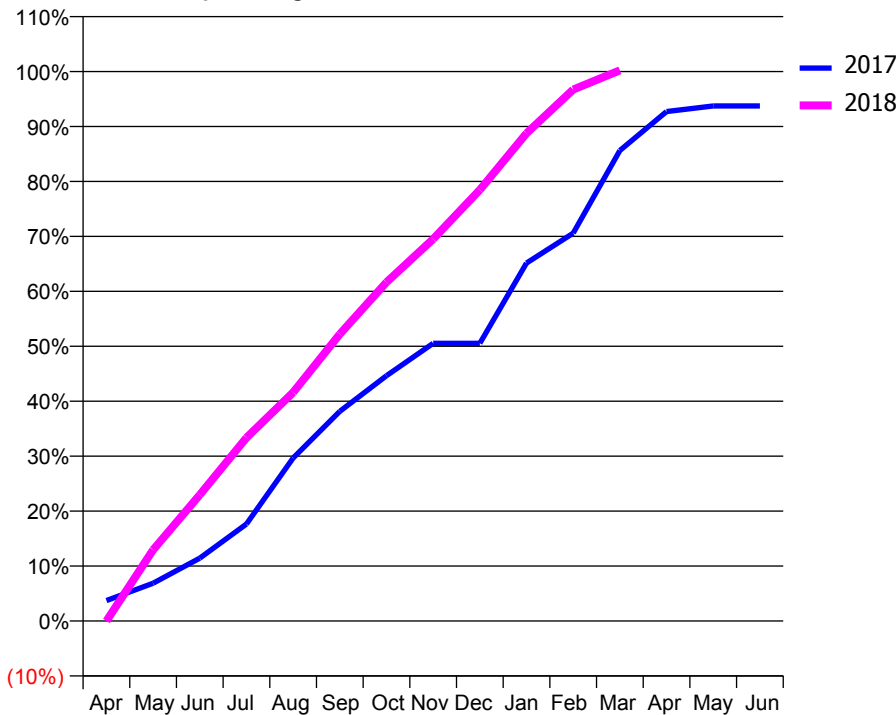
ACCESS*

Patients seen in 24 months	Total	Change since previous quarter
Quarter ending March 2017	1,058	
Quarter ending June 2017	1,079	→
Quarter ending September 2017	1,176	↑
Quarter ending December 2017	1,193	→
Quarter ending March 2018	1,200	→
Variance since March 2017	13.4%	↑



ACTIVITY

Cumulative percentage of contracted UDA delivered 2017 & 2018



Month	Adjusted Scheduled Activity (UDA)	
	2017	2018
April	172	0
May	316	596
June	526	1,056
July	812	1,535
August	1,365	1,914
September	1,755	2,402
October	2,053	2,835
November	2,324	3,198
December	2,324	3,610
January	2,997	4,083
February	3,247	4,449
March	3,938	4,610
April	4,264	
May	4,311	
June	4,311	

QUALITY

	Quantity	Base Number	Contract	AT	Region	England
% of FP17s for the same patient ID Re-attending within 3 months - Children	44	370	11.9%	10.9%	11.6%	11.9%
% of FP17s for the same patient ID Re-attending within 3 months - Adults	396	1,484	26.7%	14.7%	15.4%	16.0%
% of FP17s for the same patient ID Re-attending between 3 & 9 months - Children	195	370	52.7%	57.2%	59.4%	58.3%
% of FP17s for the same patient ID Re-attending between 3 & 9 months - Adults	661	1,484	44.5%	48.1%	51.3%	50.3%
% of FP17s for Band 1 Urgent Courses	171	1,761	9.7%	8.7%	8.0%	9.1%
% of FP17s Relating to Free Repair or Replacements	16	1,761	0.9%	0.7%	0.8%	0.8%
% of FP17s Relating to Continuations	7	1,761	0.4%	0.9%	1.0%	1.0%
% of Patients satisfied with the dentistry they have received	3	4	N/A	91.3%	91.7%	91.5%
% of Patients satisfied with the time they had to wait for an appointment	4	4	N/A	86.9%	88.3%	87.9%

* This is based on patients treated on this contract for their most recent course of treatment. Figures in italics indicate the base number of FP17s or Patient Questionnaire responses are less than 100. N/A is shown where the base number of responses is less than 10 during the period. % is calculated as Quantity/Base number*100

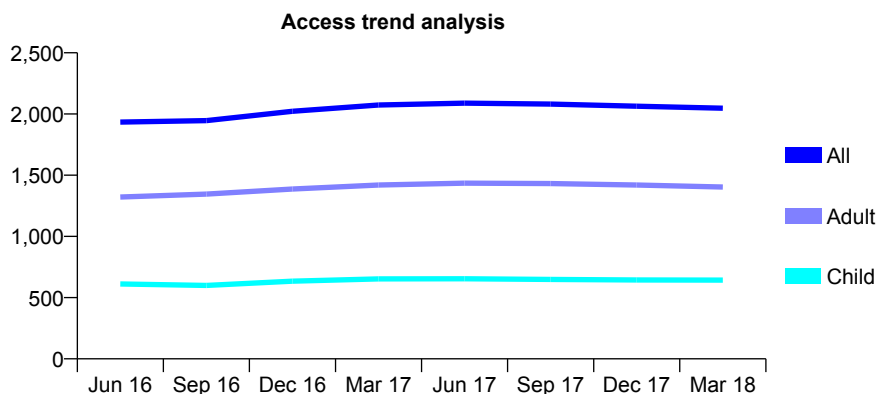
Q58 - Vital Signs At a Glance Contract Report for 241393/0002 - March 2018

Name or company name	MR SH ALI
Contract type name	GDS Contract
Purpose of contract	General
Contract start date	01/10/2009
Contract end date	

17/18 Contracted general activity (UDA)	6,500
Carry forward general activity (UDA)	-38
17/18 Contracted orthodontic activity (UOA)	0
Carry forward orthodontic activity (UOA)	0
Baseline contract value	£189,160.64

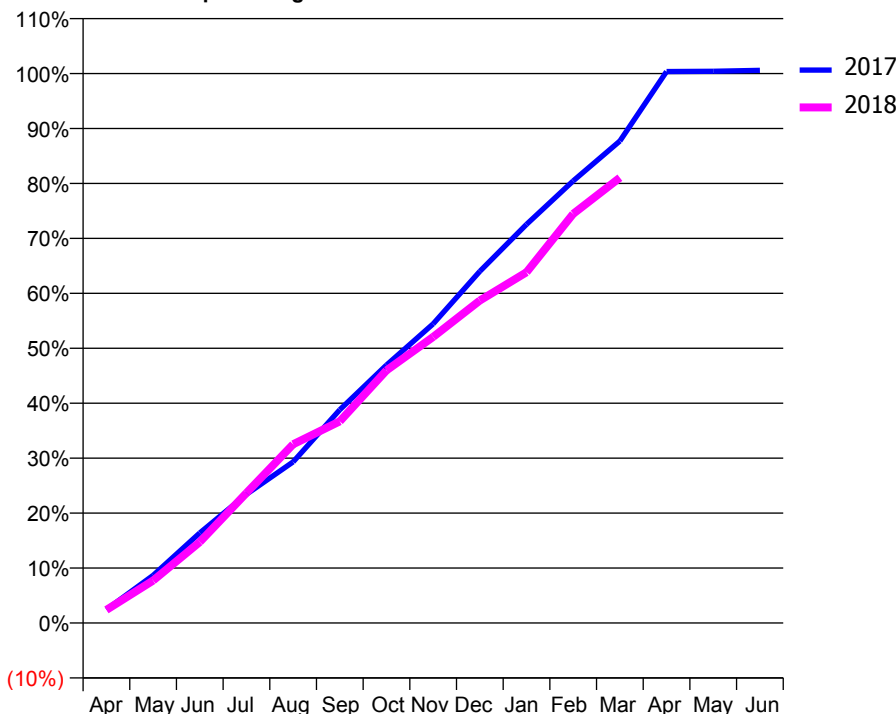
ACCESS*

Patients seen in 24 months	Total	Change since previous quarter
Quarter ending March 2017	2,073	
Quarter ending June 2017	2,089	→
Quarter ending September 2017	2,081	→
Quarter ending December 2017	2,064	→
Quarter ending March 2018	2,047	→
Variance since March 2017	(1.3%)	↓



ACTIVITY

Cumulative percentage of contracted UDA delivered 2017 & 2018



Month	Adjusted Scheduled Activity (UDA)	
	2017	2018
April	160	156
May	563	503
June	1,065	958
July	1,523	1,539
August	1,906	2,115
September	2,523	2,386
October	3,051	2,989
November	3,539	3,385
December	4,160	3,815
January	4,716	4,149
February	5,229	4,840
March	5,701	5,268
April	6,523	
May	6,526	
June	6,538	

QUALITY

	Quantity	Base Number	Contract	AT	Region	England
% of FP17s for the same patient ID Re-attending within 3 months - Children	58	798	7.3%	10.9%	11.6%	11.9%
% of FP17s for the same patient ID Re-attending within 3 months - Adults	260	1,409	18.5%	14.7%	15.4%	16.0%
% of FP17s for the same patient ID Re-attending between 3 & 9 months - Children	405	798	50.8%	57.2%	59.4%	58.3%
% of FP17s for the same patient ID Re-attending between 3 & 9 months - Adults	236	1,409	16.7%	48.1%	51.3%	50.3%
% of FP17s for Band 1 Urgent Courses	270	1,978	13.7%	8.7%	8.0%	9.1%
% of FP17s Relating to Free Repair or Replacements	22	1,978	1.1%	0.7%	0.8%	0.8%
% of FP17s Relating to Continuations	52	1,978	2.6%	0.9%	1.0%	1.0%
% of Patients satisfied with the dentistry they have received	8	9	N/A	91.3%	91.7%	91.5%
% of Patients satisfied with the time they had to wait for an appointment	7	9	N/A	86.9%	88.3%	87.9%

* This is based on patients treated on this contract for their most recent course of treatment. Figures in italics indicate the base number of FP17s or Patient Questionnaire responses are less than 100. N/A is shown where the base number of responses is less than 10 during the period. % is calculated as Quantity/Base number*100

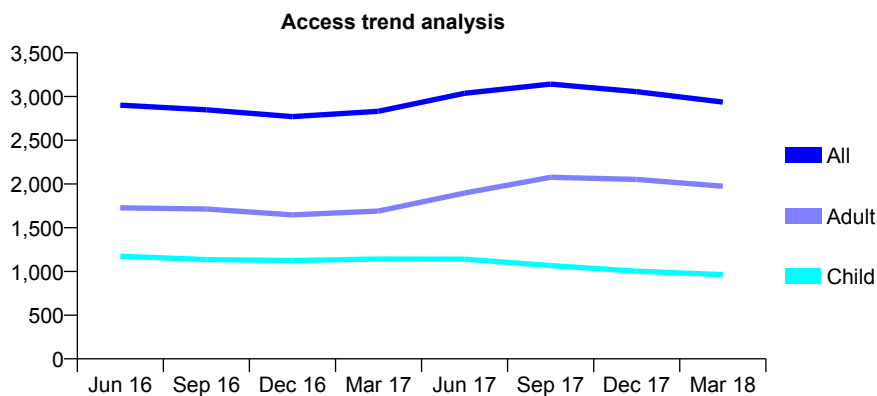
Q58 - Vital Signs At a Glance Contract Report for 243760/0002 - March 2018

Name or company name	Broughton Dental Partnership
Contract type name	GDS Contract
Purpose of contract	General
Contract start date	01/04/2007
Contract end date	

17/18 Contracted general activity (UDA)	6,964
Carry forward general activity (UDA)	249
17/18 Contracted orthodontic activity (UOA)	0
Carry forward orthodontic activity (UOA)	0
Baseline contract value	£158,313.19

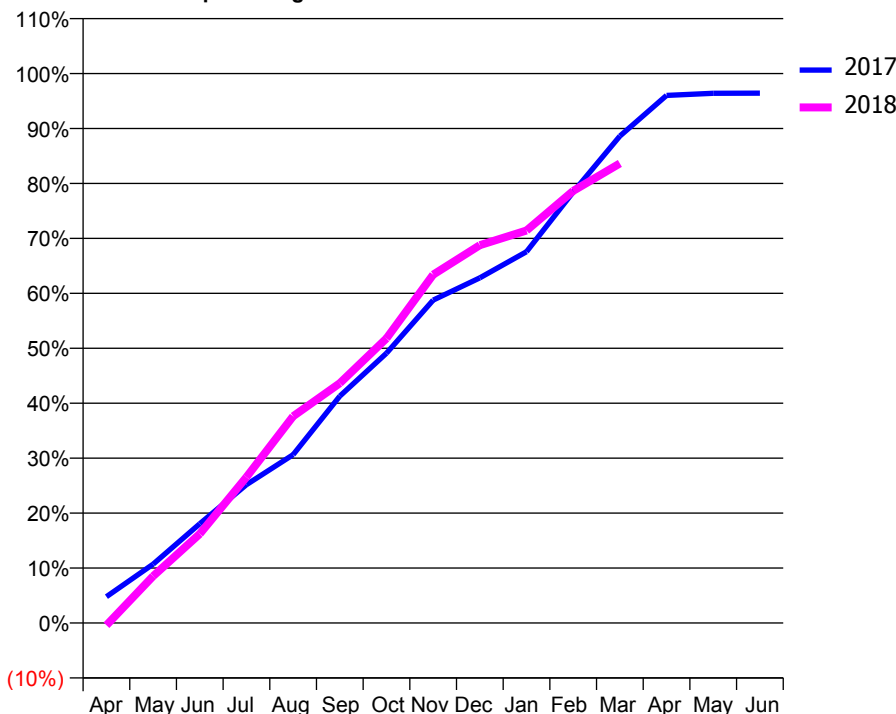
ACCESS*

Patients seen in 24 months	Total	Change since previous quarter
Quarter ending March 2017	2,831	
Quarter ending June 2017	3,037	↑
Quarter ending September 2017	3,143	↑
Quarter ending December 2017	3,055	↓
Quarter ending March 2018	2,937	↓
Variance since March 2017	3.7%	↑



ACTIVITY

Cumulative percentage of contracted UDA delivered 2017 & 2018



Month	Adjusted Scheduled Activity (UDA)	
	2017	2018
April	334	-29
May	747	594
June	1,258	1,129
July	1,753	1,850
August	2,133	2,620
September	2,876	3,040
October	3,420	3,607
November	4,093	4,415
December	4,375	4,788
January	4,705	4,974
February	5,460	5,477
March	6,172	5,825
April	6,687	
May	6,714	
June	6,715	

QUALITY

	Quantity	Base Number	Contract	AT	Region	England
% of FP17s for the same patient ID Re-attending within 3 months - Children	84	1,265	6.6%	10.9%	11.6%	11.9%
% of FP17s for the same patient ID Re-attending within 3 months - Adults	278	2,534	11.0%	14.7%	15.4%	16.0%
% of FP17s for the same patient ID Re-attending between 3 & 9 months - Children	599	1,265	47.4%	57.2%	59.4%	58.3%
% of FP17s for the same patient ID Re-attending between 3 & 9 months - Adults	796	2,534	31.4%	48.1%	51.3%	50.3%
% of FP17s for Band 1 Urgent Courses	113	3,599	3.1%	8.7%	8.0%	9.1%
% of FP17s Relating to Free Repair or Replacements	54	3,599	1.5%	0.7%	0.8%	0.8%
% of FP17s Relating to Continuations	30	3,599	0.8%	0.9%	1.0%	1.0%
% of Patients satisfied with the dentistry they have received	4	6	N/A	91.3%	91.7%	91.5%
% of Patients satisfied with the time they had to wait for an appointment	4	6	N/A	86.9%	88.3%	87.9%

* This is based on patients treated on this contract for their most recent course of treatment. Figures in italics indicate the base number of FP17s or Patient Questionnaire responses are less than 100. N/A is shown where the base number of responses is less than 10 during the period. % is calculated as Quantity/Base number*100

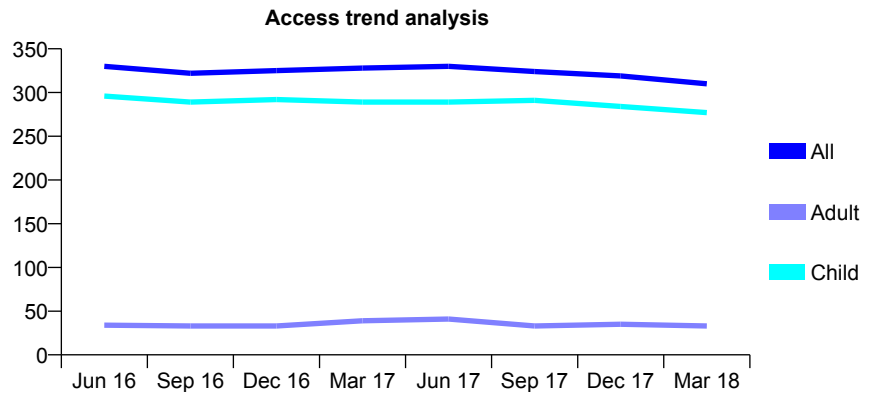
Q58 - Vital Signs At a Glance Contract Report for 244740/0001 - March 2018

Name or company name	MR AN FLATTERS
Contract type name	GDS Contract
Purpose of contract	General
Contract start date	01/04/2006
Contract end date	

17/18 Contracted general activity (UDA)	610
Carry forward general activity (UDA)	12
17/18 Contracted orthodontic activity (UOA)	0
Carry forward orthodontic activity (UOA)	0
Baseline contract value	£15,268.58

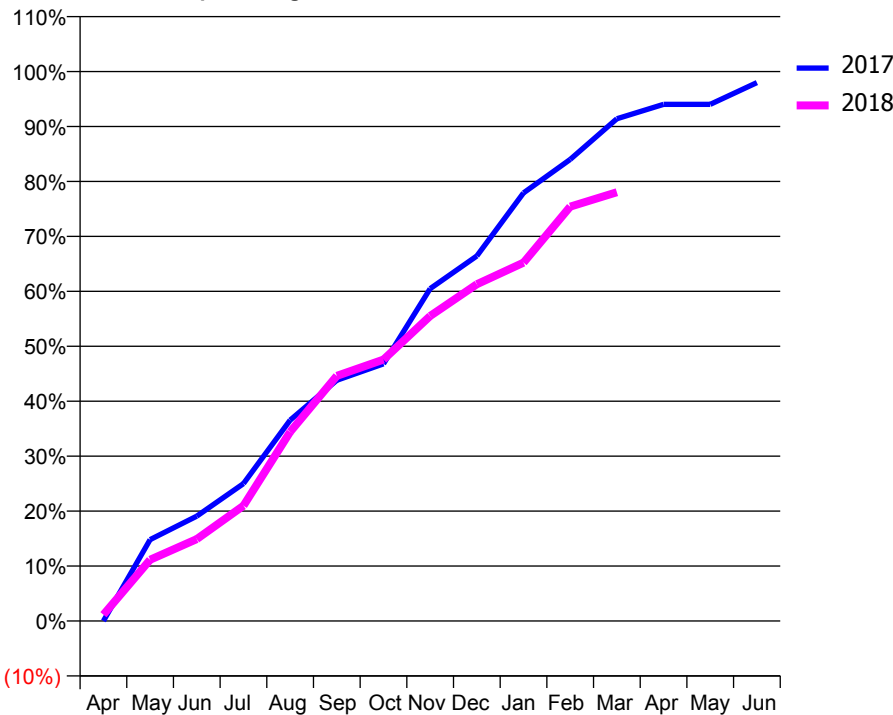
ACCESS*

Patients seen in 24 months	Total	Change since previous quarter
Quarter ending March 2017	328	
Quarter ending June 2017	330	→
Quarter ending September 2017	324	↓
Quarter ending December 2017	319	↓
Quarter ending March 2018	310	↓
Variance since March 2017	(5.5%)	↓



ACTIVITY

Cumulative percentage of contracted UDA delivered 2017 & 2018



Month	Adjusted Scheduled Activity (UDA)	
	2017	2018
April	0	7
May	90	68
June	116	91
July	153	128
August	223	210
September	267	272
October	285	290
November	369	339
December	405	374
January	475	398
February	512	460
March	558	476
April	574	
May	574	
June	598	

QUALITY

	Quantity	Base Number	Contract	AT	Region	England
% of FP17s for the same patient ID Re-attending within 3 months - Children	22	398	5.5%	10.9%	11.6%	11.9%
% of FP17s for the same patient ID Re-attending within 3 months - Adults	1	19	5.3%	14.7%	15.4%	16.0%
% of FP17s for the same patient ID Re-attending between 3 & 9 months - Children	262	398	65.8%	57.2%	59.4%	58.3%
% of FP17s for the same patient ID Re-attending between 3 & 9 months - Adults	16	19	84.2%	48.1%	51.3%	50.3%
% of FP17s for Band 1 Urgent Courses	10	387	2.6%	8.7%	8.0%	9.1%
% of FP17s Relating to Free Repair or Replacements	0	387	0.0%	0.7%	0.8%	0.8%
% of FP17s Relating to Continuations	6	387	1.6%	0.9%	1.0%	1.0%
% of Patients satisfied with the dentistry they have received	0	0	N/A	91.3%	91.7%	91.5%
% of Patients satisfied with the time they had to wait for an appointment	0	0	N/A	86.9%	88.3%	87.9%

* This is based on patients treated on this contract for their most recent course of treatment. Figures in italics indicate the base number of FP17s or Patient Questionnaire responses are less than 100. N/A is shown where the base number of responses is less than 10 during the period. % is calculated as Quantity/Base number*100

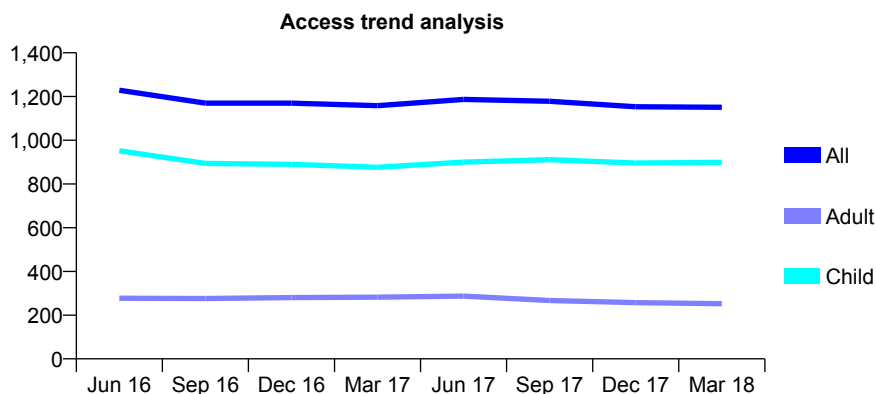
Q58 - Vital Signs At a Glance Contract Report for 244961/0001 - March 2018

Name or company name	MR RF COLIN
Contract type name	GDS Contract
Purpose of contract	General
Contract start date	01/04/2006
Contract end date	

17/18 Contracted general activity (UDA)	1,850
Carry forward general activity (UDA)	50
17/18 Contracted orthodontic activity (UOA)	0
Carry forward orthodontic activity (UOA)	0
Baseline contract value	£45,454.12

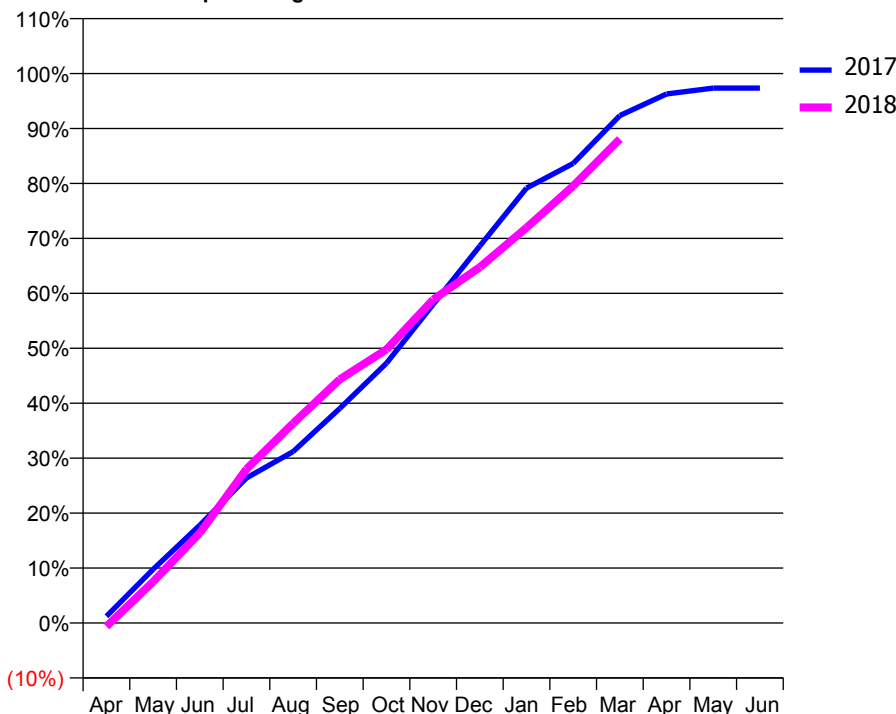
ACCESS*

Patients seen in 24 months	Total	Change since previous quarter
Quarter ending March 2017	1,158	
Quarter ending June 2017	1,187	↑
Quarter ending September 2017	1,178	→
Quarter ending December 2017	1,153	↓
Quarter ending March 2018	1,151	→
Variance since March 2017	(0.6%)	→



ACTIVITY

Cumulative percentage of contracted UDA delivered 2017 & 2018



Month	Adjusted Scheduled Activity (UDA)	
	2017	2018
April	23	-12
May	185	139
June	338	303
July	502	518
August	593	672
September	742	821
October	898	921
November	1,102	1,089
December	1,304	1,198
January	1,504	1,331
February	1,589	1,471
March	1,754	1,629
April	1,829	
May	1,850	
June	1,850	

QUALITY

	Quantity	Base Number	Contract	AT	Region	England
% of FP17s for the same patient ID Re-attending within 3 months - Children	73	1,218	6.0%	10.9%	11.6%	11.9%
% of FP17s for the same patient ID Re-attending within 3 months - Adults	14	175	8.0%	14.7%	15.4%	16.0%
% of FP17s for the same patient ID Re-attending between 3 & 9 months - Children	679	1,218	55.7%	57.2%	59.4%	58.3%
% of FP17s for the same patient ID Re-attending between 3 & 9 months - Adults	110	175	62.9%	48.1%	51.3%	50.3%
% of FP17s for Band 1 Urgent Courses	6	1,310	0.5%	8.7%	8.0%	9.1%
% of FP17s Relating to Free Repair or Replacements	2	1,310	0.2%	0.7%	0.8%	0.8%
% of FP17s Relating to Continuations	1	1,310	0.1%	0.9%	1.0%	1.0%
% of Patients satisfied with the dentistry they have received	2	2	N/A	91.3%	91.7%	91.5%
% of Patients satisfied with the time they had to wait for an appointment	2	2	N/A	86.9%	88.3%	87.9%

* This is based on patients treated on this contract for their most recent course of treatment. Figures in italics indicate the base number of FP17s or Patient Questionnaire responses are less than 100. N/A is shown where the base number of responses is less than 10 during the period. % is calculated as Quantity/Base number*100

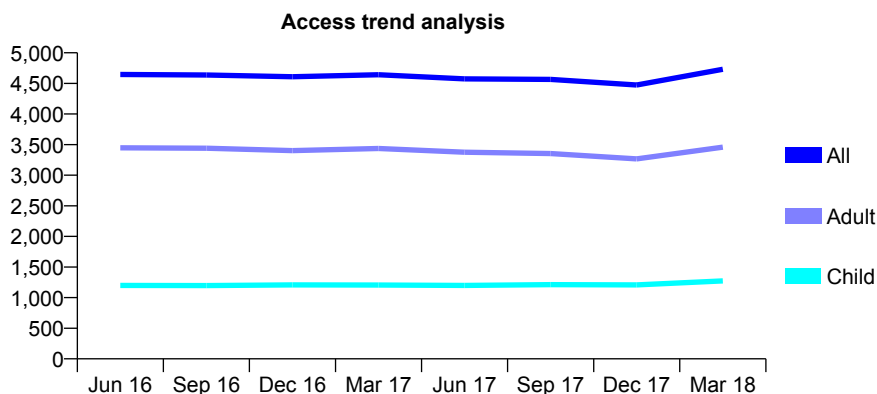
Q58 - Vital Signs At a Glance Contract Report for 245240/0001 - March 2018

Name or company name	MR A PELUSO
Contract type name	GDS Contract
Purpose of contract	General
Contract start date	01/04/2006
Contract end date	

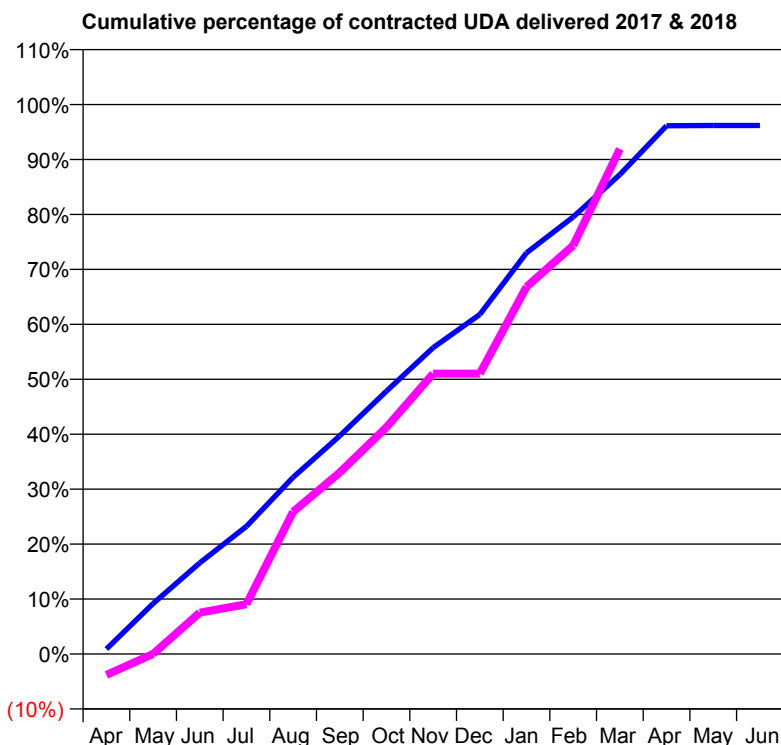
17/18 Contracted general activity (UDA)	11,200
Carry forward general activity (UDA)	427
17/18 Contracted orthodontic activity (UOA)	0
Carry forward orthodontic activity (UOA)	0
Baseline contract value	£333,873.41

ACCESS*

Patients seen in 24 months	Total	Change since previous quarter
Quarter ending March 2017	4,641	
Quarter ending June 2017	4,575	↓
Quarter ending September 2017	4,566	→
Quarter ending December 2017	4,474	↓
Quarter ending March 2018	4,731	↑
Variance since March 2017	1.9%	→



ACTIVITY



Month	Adjusted Scheduled Activity (UDA)	
	2017	2018
April	101	-427
May	1,029	2
June	1,859	845
July	2,603	1,015
August	3,601	2,898
September	4,449	3,700
October	5,359	4,622
November	6,244	5,715
December	6,920	5,715
January	8,178	7,484
February	8,907	8,326
March	9,773	10,294
April	10,766	
May	10,773	
June	10,772	

QUALITY

	Quantity	Base Number	Contract	AT	Region	England
% of FP17s for the same patient ID Re-attending within 3 months - Children	182	1,821	10.0%	10.9%	11.6%	11.9%
% of FP17s for the same patient ID Re-attending within 3 months - Adults	790	4,394	18.0%	14.7%	15.4%	16.0%
% of FP17s for the same patient ID Re-attending between 3 & 9 months - Children	884	1,821	48.5%	57.2%	59.4%	58.3%
% of FP17s for the same patient ID Re-attending between 3 & 9 months - Adults	1,850	4,394	42.1%	48.1%	51.3%	50.3%
% of FP17s for Band 1 Urgent Courses	710	5,134	13.8%	8.7%	8.0%	9.1%
% of FP17s Relating to Free Repair or Replacements	30	5,134	0.6%	0.7%	0.8%	0.8%
% of FP17s Relating to Continuations	15	5,134	0.3%	0.9%	1.0%	1.0%
% of Patients satisfied with the dentistry they have received	2	2	N/A	91.3%	91.7%	91.5%
% of Patients satisfied with the time they had to wait for an appointment	2	2	N/A	86.9%	88.3%	87.9%

* This is based on patients treated on this contract for their most recent course of treatment. Figures in italics indicate the base number of FP17s or Patient Questionnaire responses are less than 100. N/A is shown where the base number of responses is less than 10 during the period. % is calculated as Quantity/Base number*100

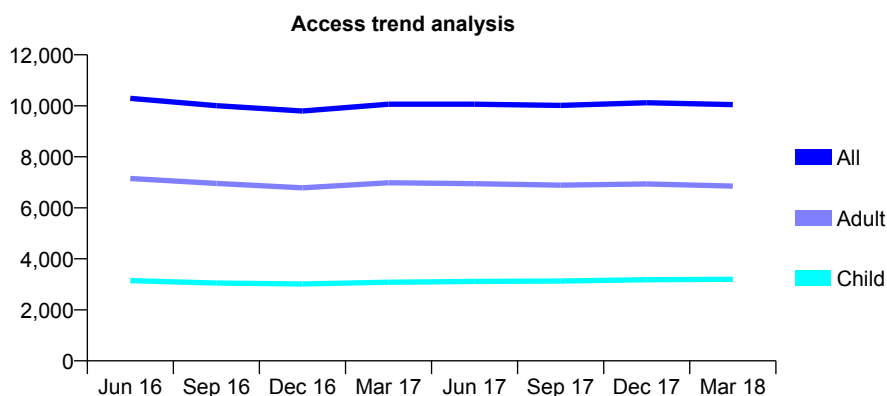
Q58 - Vital Signs At a Glance Contract Report for 245240/0002 - March 2018

Name or company name	MR A PELUSO
Contract type name	GDS Contract
Purpose of contract	General
Contract start date	01/04/2006
Contract end date	

17/18 Contracted general activity (UDA)	22,415
Carry forward general activity (UDA)	509
17/18 Contracted orthodontic activity (UOA)	0
Carry forward orthodontic activity (UOA)	0
Baseline contract value	£589,768.17

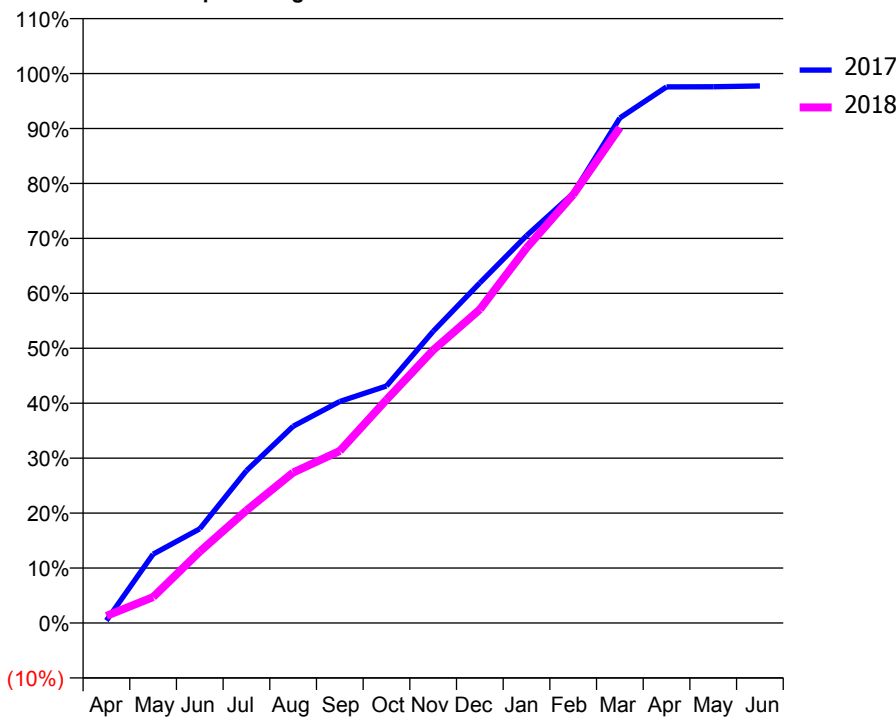
ACCESS*

Patients seen in 24 months	Total	Change since previous quarter
Quarter ending March 2017	10,064	
Quarter ending June 2017	10,063	→
Quarter ending September 2017	10,017	→
Quarter ending December 2017	10,118	→
Quarter ending March 2018	10,049	→
Variance since March 2017	(0.1%)	→



ACTIVITY

Cumulative percentage of contracted UDA delivered 2017 & 2018



Month	Adjusted Scheduled Activity (UDA)	
	2017	2018
April	100	294
May	2,810	1,058
June	3,843	2,914
July	6,215	4,592
August	8,025	6,141
September	9,035	7,017
October	9,667	9,108
November	11,901	11,132
December	13,875	12,790
January	15,801	15,296
February	17,521	17,473
March	20,601	20,211
April	21,872	
May	21,872	
June	21,906	

QUALITY

	Quantity	Base Number	Contract	AT	Region	England
% of FP17s for the same patient ID Re-attending within 3 months - Children	508	4,860	10.5%	10.9%	11.6%	11.9%
% of FP17s for the same patient ID Re-attending within 3 months - Adults	1,505	9,406	16.0%	14.7%	15.4%	16.0%
% of FP17s for the same patient ID Re-attending between 3 & 9 months - Children	2,673	4,860	55.0%	57.2%	59.4%	58.3%
% of FP17s for the same patient ID Re-attending between 3 & 9 months - Adults	5,046	9,406	53.6%	48.1%	51.3%	50.3%
% of FP17s for Band 1 Urgent Courses	1,099	11,411	9.6%	8.7%	8.0%	9.1%
% of FP17s Relating to Free Repair or Replacements	135	11,411	1.2%	0.7%	0.8%	0.8%
% of FP17s Relating to Continuations	45	11,411	0.4%	0.9%	1.0%	1.0%
% of Patients satisfied with the dentistry they have received	10	11	90.9%	91.3%	91.7%	91.5%
% of Patients satisfied with the time they had to wait for an appointment	9	11	81.8%	86.9%	88.3%	87.9%

* This is based on patients treated on this contract for their most recent course of treatment. Figures in italics indicate the base number of FP17s or Patient Questionnaire responses are less than 100. N/A is shown where the base number of responses is less than 10 during the period. % is calculated as Quantity/Base number*100

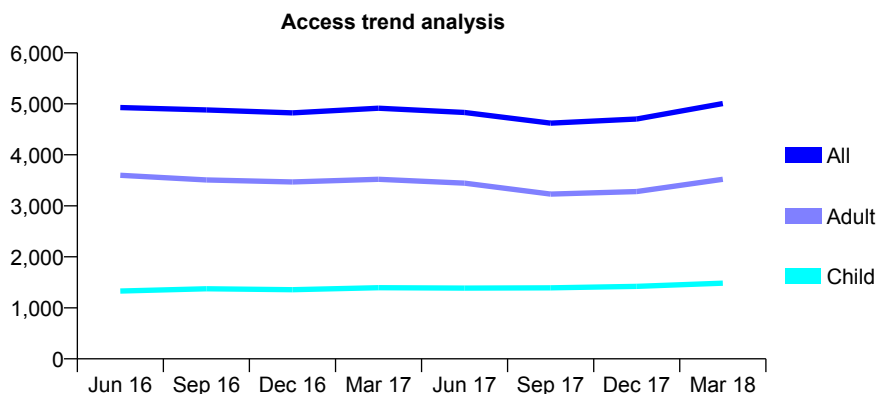
Q58 - Vital Signs At a Glance Contract Report for 245240/0007 - March 2018

Name or company name	MR A PELUSO
Contract type name	GDS Contract
Purpose of contract	General
Contract start date	18/08/2012
Contract end date	

17/18 Contracted general activity (UDA)	10,145
Carry forward general activity (UDA)	-11
17/18 Contracted orthodontic activity (UOA)	0
Carry forward orthodontic activity (UOA)	0
Baseline contract value	£226,145.61

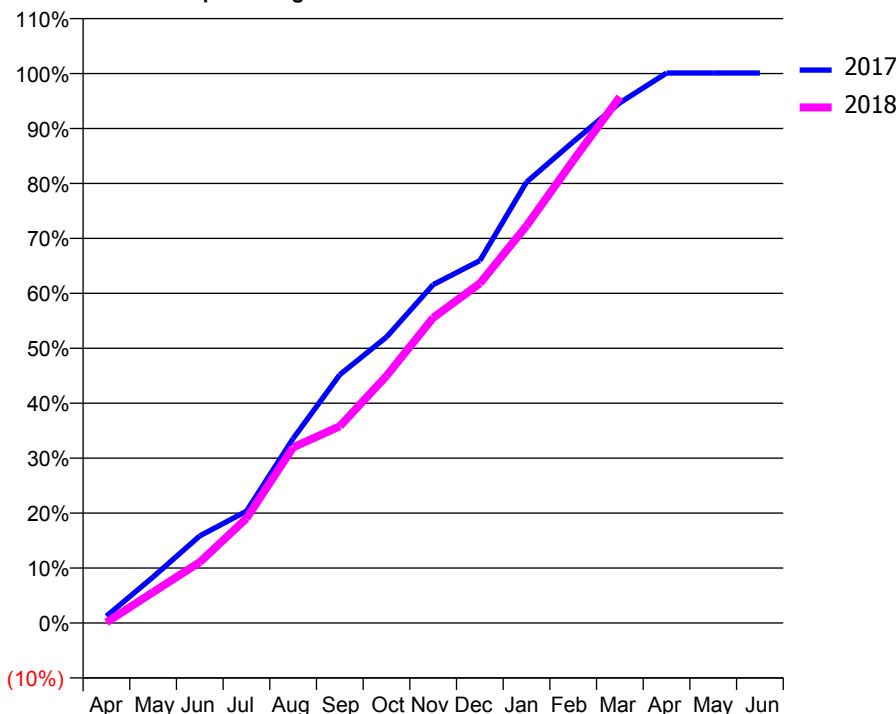
ACCESS*

Patients seen in 24 months	Total	Change since previous quarter
Quarter ending March 2017	4,915	
Quarter ending June 2017	4,830	↓
Quarter ending September 2017	4,622	↓
Quarter ending December 2017	4,702	→
Quarter ending March 2018	5,004	↑
Variance since March 2017	1.8%	→



ACTIVITY

Cumulative percentage of contracted UDA delivered 2017 & 2018



Month	Adjusted Scheduled Activity (UDA)	
	2017	2018
April	126	11
May	850	570
June	1,609	1,125
July	2,063	1,932
August	3,406	3,243
September	4,585	3,633
October	5,279	4,564
November	6,248	5,636
December	6,690	6,268
January	8,141	7,332
February	8,885	8,540
March	9,604	9,713
April	10,155	
May	10,154	
June	10,155	

QUALITY

	Quantity	Base Number	Contract	AT	Region	England
% of FP17s for the same patient ID Re-attending within 3 months - Children	115	2,102	5.5%	10.9%	11.6%	11.9%
% of FP17s for the same patient ID Re-attending within 3 months - Adults	390	3,770	10.3%	14.7%	15.4%	16.0%
% of FP17s for the same patient ID Re-attending between 3 & 9 months - Children	1,261	2,102	60.0%	57.2%	59.4%	58.3%
% of FP17s for the same patient ID Re-attending between 3 & 9 months - Adults	1,350	3,770	35.8%	48.1%	51.3%	50.3%
% of FP17s for Band 1 Urgent Courses	540	5,564	9.7%	8.7%	8.0%	9.1%
% of FP17s Relating to Free Repair or Replacements	47	5,564	0.8%	0.7%	0.8%	0.8%
% of FP17s Relating to Continuations	27	5,564	0.5%	0.9%	1.0%	1.0%
% of Patients satisfied with the dentistry they have received	2	2	N/A	91.3%	91.7%	91.5%
% of Patients satisfied with the time they had to wait for an appointment	2	2	N/A	86.9%	88.3%	87.9%

* This is based on patients treated on this contract for their most recent course of treatment. Figures in italics indicate the base number of FP17s or Patient Questionnaire responses are less than 100. N/A is shown where the base number of responses is less than 10 during the period. % is calculated as Quantity/Base number*100

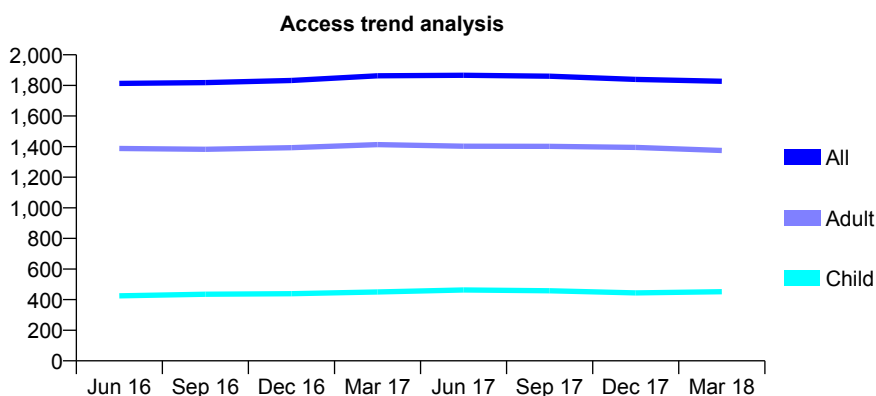
Q58 - Vital Signs At a Glance Contract Report for 246263/0001 - March 2018

Name or company name	MR NF FARYAD
Contract type name	GDS Contract
Purpose of contract	General
Contract start date	01/04/2006
Contract end date	

17/18 Contracted general activity (UDA)	8,525
Carry forward general activity (UDA)	-44
17/18 Contracted orthodontic activity (UOA)	0
Carry forward orthodontic activity (UOA)	0
Baseline contract value	£239,999.98

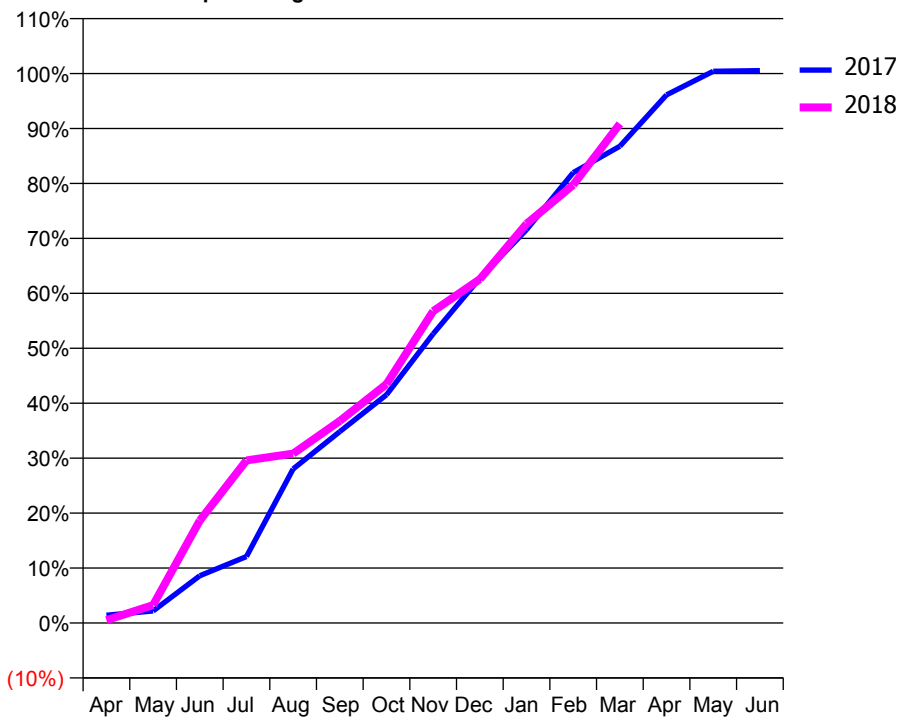
ACCESS*

Patients seen in 24 months	Total	Change since previous quarter
Quarter ending March 2017	1,863	
Quarter ending June 2017	1,866	→
Quarter ending September 2017	1,860	→
Quarter ending December 2017	1,839	↓
Quarter ending March 2018	1,827	→
Variance since March 2017	(1.9%)	↓



ACTIVITY

Cumulative percentage of contracted UDA delivered 2017 & 2018



Month	Adjusted Scheduled Activity (UDA)	
	2017	2018
April	122	44
May	188	279
June	733	1,590
July	1,031	2,523
August	2,390	2,629
September	2,970	3,135
October	3,540	3,706
November	4,486	4,837
December	5,349	5,333
January	6,101	6,193
February	6,986	6,796
March	7,398	7,745
April	8,194	
May	8,559	
June	8,569	

QUALITY

	Quantity	Base Number	Contract	AT	Region	England
% of FP17s for the same patient ID Re-attending within 3 months - Children	54	717	7.5%	10.9%	11.6%	11.9%
% of FP17s for the same patient ID Re-attending within 3 months - Adults	229	1,923	11.9%	14.7%	15.4%	16.0%
% of FP17s for the same patient ID Re-attending between 3 & 9 months - Children	400	717	55.8%	57.2%	59.4%	58.3%
% of FP17s for the same patient ID Re-attending between 3 & 9 months - Adults	1,019	1,923	53.0%	48.1%	51.3%	50.3%
% of FP17s for Band 1 Urgent Courses	73	2,290	3.2%	8.7%	8.0%	9.1%
% of FP17s Relating to Free Repair or Replacements	2	2,290	0.1%	0.7%	0.8%	0.8%
% of FP17s Relating to Continuations	16	2,290	0.7%	0.9%	1.0%	1.0%
% of Patients satisfied with the dentistry they have received	2	2	N/A	91.3%	91.7%	91.5%
% of Patients satisfied with the time they had to wait for an appointment	2	2	N/A	86.9%	88.3%	87.9%

* This is based on patients treated on this contract for their most recent course of treatment. Figures in italics indicate the base number of FP17s or Patient Questionnaire responses are less than 100. N/A is shown where the base number of responses is less than 10 during the period. % is calculated as Quantity/Base number*100

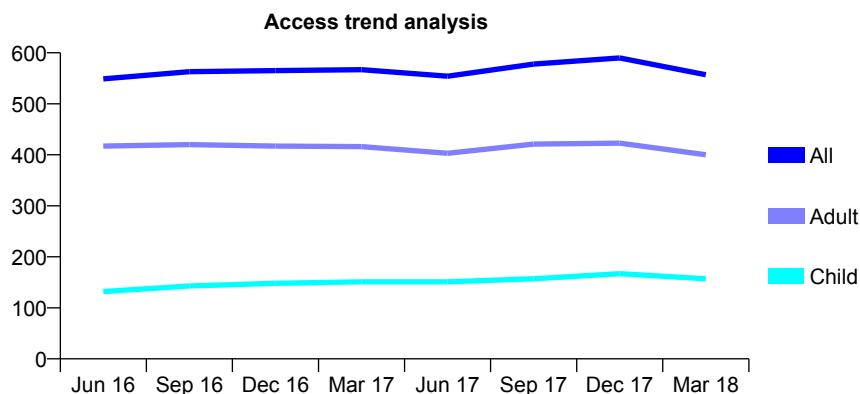
Q58 - Vital Signs At a Glance Contract Report for 251240/0001 - March 2018

Name or company name	MISS NB YELLA
Contract type name	GDS Contract
Purpose of contract	General
Contract start date	01/02/2008
Contract end date	

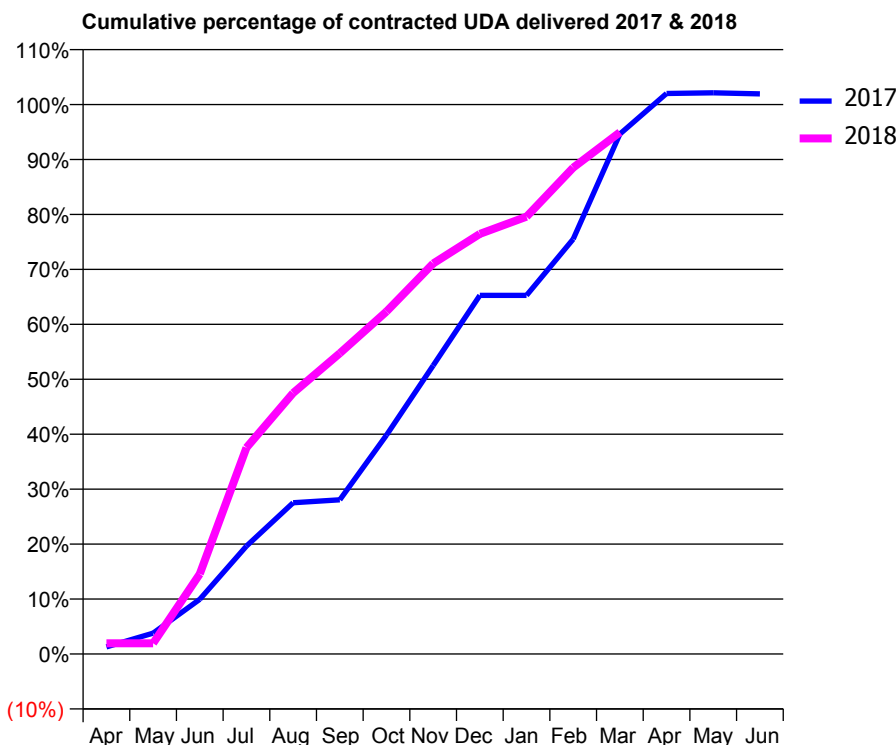
17/18 Contracted general activity (UDA)	1,679
Carry forward general activity (UDA)	-33
17/18 Contracted orthodontic activity (UOA)	0
Carry forward orthodontic activity (UOA)	0
Baseline contract value	£48,188.67

ACCESS*

Patients seen in 24 months	Total	Change since previous quarter
Quarter ending March 2017	567	
Quarter ending June 2017	554	↓
Quarter ending September 2017	578	↑
Quarter ending December 2017	590	↑
Quarter ending March 2018	557	↓
Variance since March 2017	(1.8%)	↓



ACTIVITY



Month	Adjusted Scheduled Activity (UDA)	
	2017	2018
April	22	33
May	64	33
June	167	245
July	330	630
August	462	797
September	471	919
October	669	1,047
November	881	1,193
December	1,096	1,284
January	1,096	1,336
February	1,268	1,486
March	1,589	1,594
April	1,713	
May	1,715	
June	1,712	

QUALITY

	Quantity	Base Number	Contract	AT	Region	England
% of FP17s for the same patient ID Re-attending within 3 months - Children	21	196	10.7%	10.9%	11.6%	11.9%
% of FP17s for the same patient ID Re-attending within 3 months - Adults	41	327	12.5%	14.7%	15.4%	16.0%
% of FP17s for the same patient ID Re-attending between 3 & 9 months - Children	103	196	52.6%	57.2%	59.4%	58.3%
% of FP17s for the same patient ID Re-attending between 3 & 9 months - Adults	98	327	30.0%	48.1%	51.3%	50.3%
% of FP17s for Band 1 Urgent Courses	60	484	12.4%	8.7%	8.0%	9.1%
% of FP17s Relating to Free Repair or Replacements	26	484	5.4%	0.7%	0.8%	0.8%
% of FP17s Relating to Continuations	0	484	0.0%	0.9%	1.0%	1.0%
% of Patients satisfied with the dentistry they have received	1	1	N/A	91.3%	91.7%	91.5%
% of Patients satisfied with the time they had to wait for an appointment	1	1	N/A	86.9%	88.3%	87.9%

* This is based on patients treated on this contract for their most recent course of treatment. Figures in italics indicate the base number of FP17s or Patient Questionnaire responses are less than 100. N/A is shown where the base number of responses is less than 10 during the period. % is calculated as Quantity/Base number*100

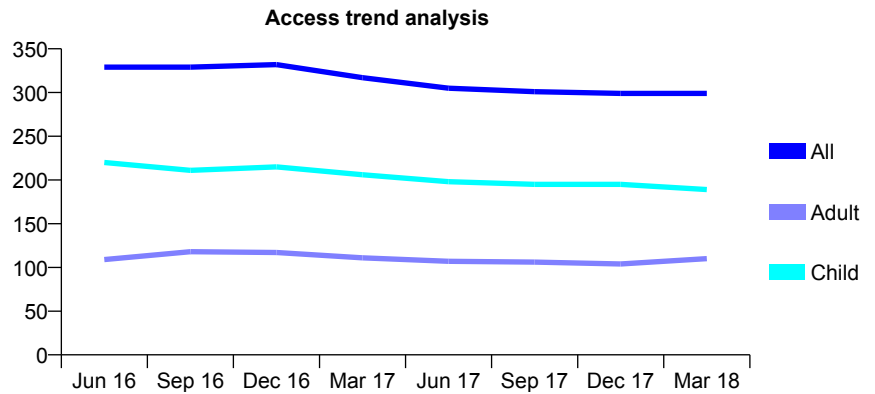
Q58 - Vital Signs At a Glance Contract Report for 256528/0001 - March 2018

Name or company name	MR JW BRAZIER
Contract type name	GDS Contract
Purpose of contract	General
Contract start date	01/04/2006
Contract end date	

17/18 Contracted general activity (UDA)	800
Carry forward general activity (UDA)	0
17/18 Contracted orthodontic activity (UOA)	0
Carry forward orthodontic activity (UOA)	0
Baseline contract value	£18,395.95

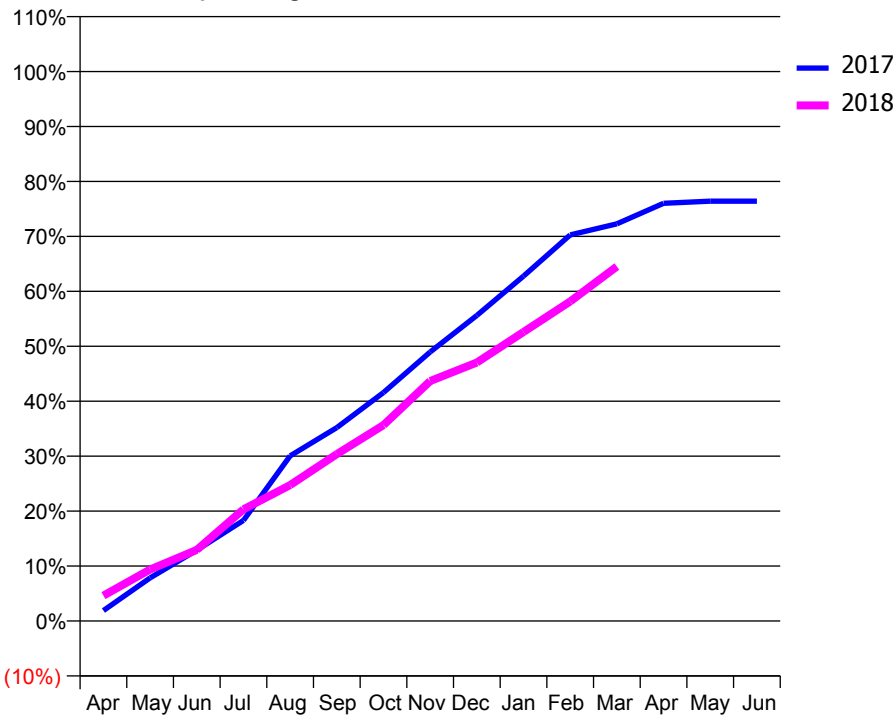
ACCESS*

Patients seen in 24 months	Total	Change since previous quarter
Quarter ending March 2017	317	
Quarter ending June 2017	305	↓
Quarter ending September 2017	301	↓
Quarter ending December 2017	299	→
Quarter ending March 2018	299	→
Variance since March 2017	(5.7%)	↓



ACTIVITY

Cumulative percentage of contracted UDA delivered 2017 & 2018



Month	Adjusted Scheduled Activity (UDA)	
	2017	2018
April	15	37
May	63	75
June	103	104
July	146	163
August	240	198
September	282	243
October	333	285
November	392	349
December	445	376
January	502	421
February	562	465
March	578	516
April	608	
May	611	
June	611	

QUALITY

	Quantity	Base Number	Contract	AT	Region	England
% of FP17s for the same patient ID Re-attending within 3 months - Children	33	290	11.4%	10.9%	11.6%	11.9%
% of FP17s for the same patient ID Re-attending within 3 months - Adults	14	95	14.7%	14.7%	15.4%	16.0%
% of FP17s for the same patient ID Re-attending between 3 & 9 months - Children	170	290	58.6%	57.2%	59.4%	58.3%
% of FP17s for the same patient ID Re-attending between 3 & 9 months - Adults	49	95	51.6%	48.1%	51.3%	50.3%
% of FP17s for Band 1 Urgent Courses	11	363	3.0%	8.7%	8.0%	9.1%
% of FP17s Relating to Free Repair or Replacements	0	363	0.0%	0.7%	0.8%	0.8%
% of FP17s Relating to Continuations	0	363	0.0%	0.9%	1.0%	1.0%
% of Patients satisfied with the dentistry they have received	0	0	N/A	91.3%	91.7%	91.5%
% of Patients satisfied with the time they had to wait for an appointment	0	0	N/A	86.9%	88.3%	87.9%

* This is based on patients treated on this contract for their most recent course of treatment. Figures in italics indicate the base number of FP17s or Patient Questionnaire responses are less than 100. N/A is shown where the base number of responses is less than 10 during the period. % is calculated as Quantity/Base number*100

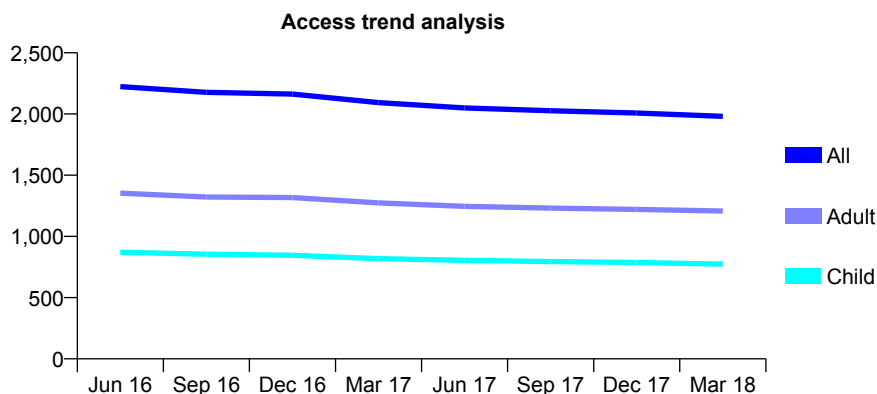
Q58 - Vital Signs At a Glance Contract Report for 257141/0002 - March 2018

Name or company name	MR J CRAIG
Contract type name	GDS Contract
Purpose of contract	General
Contract start date	01/07/2012
Contract end date	

17/18 Contracted general activity (UDA)	7,200
Carry forward general activity (UDA)	260
17/18 Contracted orthodontic activity (UOA)	0
Carry forward orthodontic activity (UOA)	0
Baseline contract value	£163,604.62

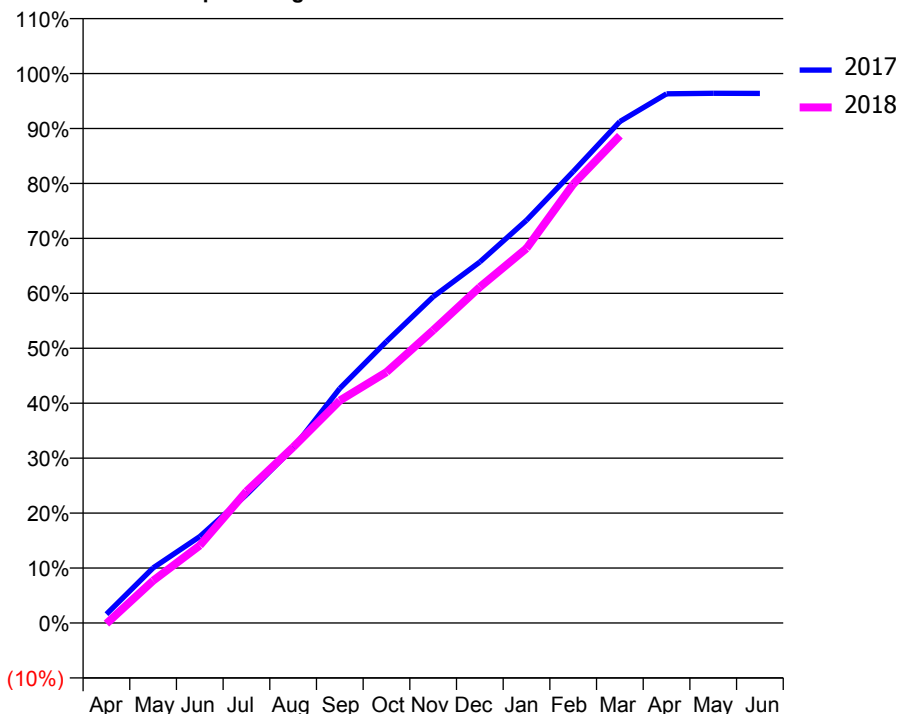
ACCESS*

Patients seen in 24 months	Total	Change since previous quarter
Quarter ending March 2017	2,093	
Quarter ending June 2017	2,050	↓
Quarter ending September 2017	2,027	↓
Quarter ending December 2017	2,008	→
Quarter ending March 2018	1,981	↓
Variance since March 2017	(5.4%)	↓



ACTIVITY

Cumulative percentage of contracted UDA delivered 2017 & 2018



Month	Adjusted Scheduled Activity (UDA)	
	2017	2018
April	115	-9
May	722	555
June	1,132	1,016
July	1,682	1,726
August	2,292	2,303
September	3,074	2,914
October	3,689	3,287
November	4,275	3,836
December	4,731	4,403
January	5,277	4,909
February	5,916	5,749
March	6,571	6,386
April	6,935	
May	6,941	
June	6,940	

QUALITY

	Quantity	Base Number	Contract	AT	Region	England
% of FP17s for the same patient ID Re-attending within 3 months - Children	112	1,430	7.8%	10.9%	11.6%	11.9%
% of FP17s for the same patient ID Re-attending within 3 months - Adults	380	2,188	17.4%	14.7%	15.4%	16.0%
% of FP17s for the same patient ID Re-attending between 3 & 9 months - Children	1,045	1,430	73.1%	57.2%	59.4%	58.3%
% of FP17s for the same patient ID Re-attending between 3 & 9 months - Adults	1,504	2,188	68.7%	48.1%	51.3%	50.3%
% of FP17s for Band 1 Urgent Courses	253	3,456	7.3%	8.7%	8.0%	9.1%
% of FP17s Relating to Free Repair or Replacements	8	3,456	0.2%	0.7%	0.8%	0.8%
% of FP17s Relating to Continuations	2	3,456	0.1%	0.9%	1.0%	1.0%
% of Patients satisfied with the dentistry they have received	1	1	N/A	91.3%	91.7%	91.5%
% of Patients satisfied with the time they had to wait for an appointment	1	1	N/A	86.9%	88.3%	87.9%

* This is based on patients treated on this contract for their most recent course of treatment. Figures in italics indicate the base number of FP17s or Patient Questionnaire responses are less than 100. N/A is shown where the base number of responses is less than 10 during the period. % is calculated as Quantity/Base number*100

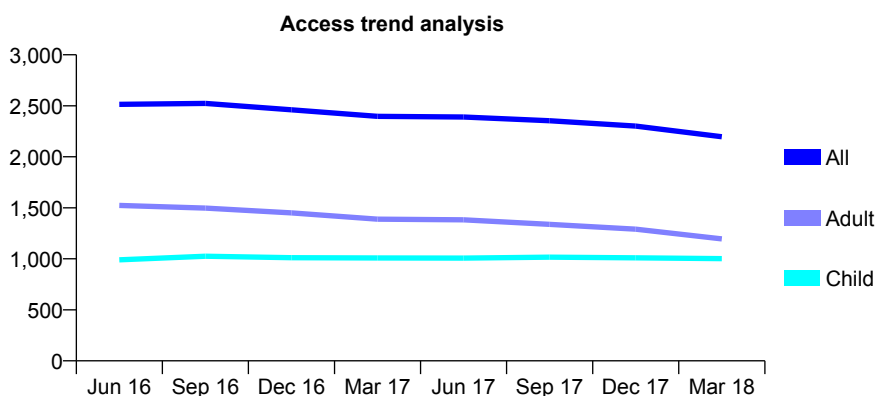
Q58 - Vital Signs At a Glance Contract Report for 258598/0001 - March 2018

Name or company name	MR S OLDHAM
Contract type name	GDS Contract
Purpose of contract	General
Contract start date	01/04/2007
Contract end date	

17/18 Contracted general activity (UDA)	4,667
Carry forward general activity (UDA)	-43
17/18 Contracted orthodontic activity (UOA)	0
Carry forward orthodontic activity (UOA)	0
Baseline contract value	£117,201.71

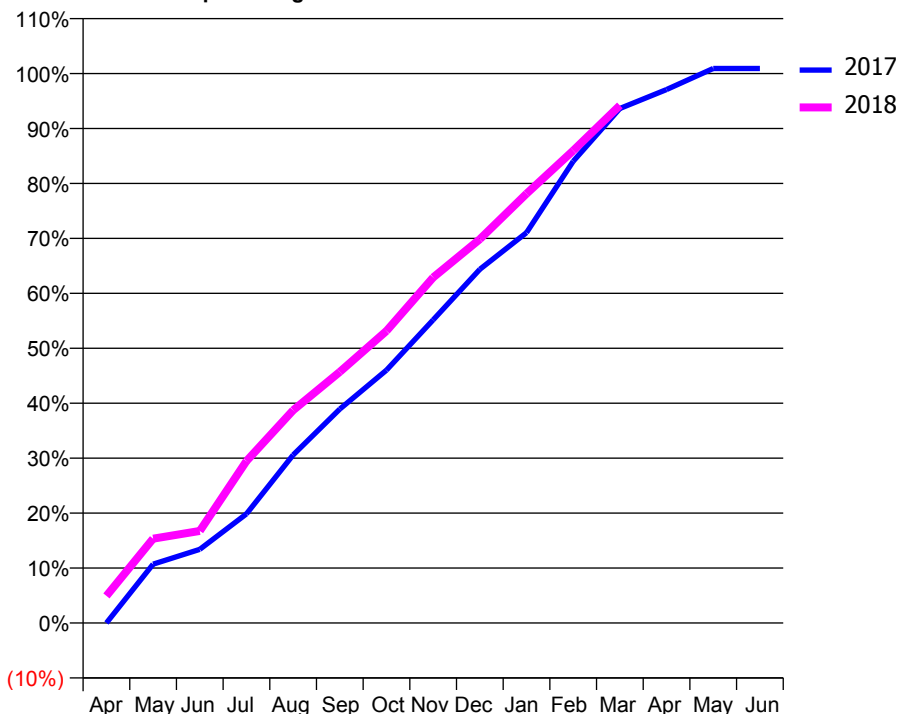
ACCESS*

Patients seen in 24 months	Total	Change since previous quarter
Quarter ending March 2017	2,397	
Quarter ending June 2017	2,390	→
Quarter ending September 2017	2,354	↓
Quarter ending December 2017	2,301	↓
Quarter ending March 2018	2,197	↓
Variance since March 2017	(8.3%)	↓



ACTIVITY

Cumulative percentage of contracted UDA delivered 2017 & 2018



Month	Adjusted Scheduled Activity (UDA)	
	2017	2018
April	0	231
May	500	717
June	626	782
July	927	1,376
August	1,427	1,807
September	1,817	2,133
October	2,148	2,481
November	2,575	2,935
December	3,004	3,260
January	3,316	3,646
February	3,921	4,012
March	4,370	4,396
April	4,531	
May	4,710	
June	4,710	

QUALITY

	Quantity	Base Number	Contract	AT	Region	England
% of FP17s for the same patient ID Re-attending within 3 months - Children	90	1,301	6.9%	10.9%	11.6%	11.9%
% of FP17s for the same patient ID Re-attending within 3 months - Adults	204	1,347	15.1%	14.7%	15.4%	16.0%
% of FP17s for the same patient ID Re-attending between 3 & 9 months - Children	681	1,301	52.3%	57.2%	59.4%	58.3%
% of FP17s for the same patient ID Re-attending between 3 & 9 months - Adults	566	1,347	42.0%	48.1%	51.3%	50.3%
% of FP17s for Band 1 Urgent Courses	260	2,442	10.6%	8.7%	8.0%	9.1%
% of FP17s Relating to Free Repair or Replacements	0	2,442	0.0%	0.7%	0.8%	0.8%
% of FP17s Relating to Continuations	24	2,442	1.0%	0.9%	1.0%	1.0%
% of Patients satisfied with the dentistry they have received	0	0	N/A	91.3%	91.7%	91.5%
% of Patients satisfied with the time they had to wait for an appointment	0	0	N/A	86.9%	88.3%	87.9%

* This is based on patients treated on this contract for their most recent course of treatment. Figures in italics indicate the base number of FP17s or Patient Questionnaire responses are less than 100. N/A is shown where the base number of responses is less than 10 during the period. % is calculated as Quantity/Base number*100

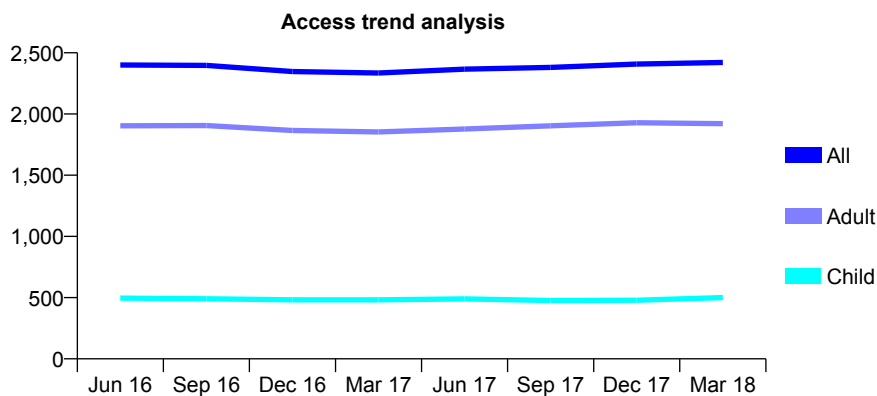
Q58 - Vital Signs At a Glance Contract Report for 261483/0001 - March 2018

Name or company name	MR BP PATEL
Contract type name	GDS Contract
Purpose of contract	General
Contract start date	01/04/2006
Contract end date	

17/18 Contracted general activity (UDA)	6,200
Carry forward general activity (UDA)	-103
17/18 Contracted orthodontic activity (UOA)	0
Carry forward orthodontic activity (UOA)	0
Baseline contract value	£152,767.68

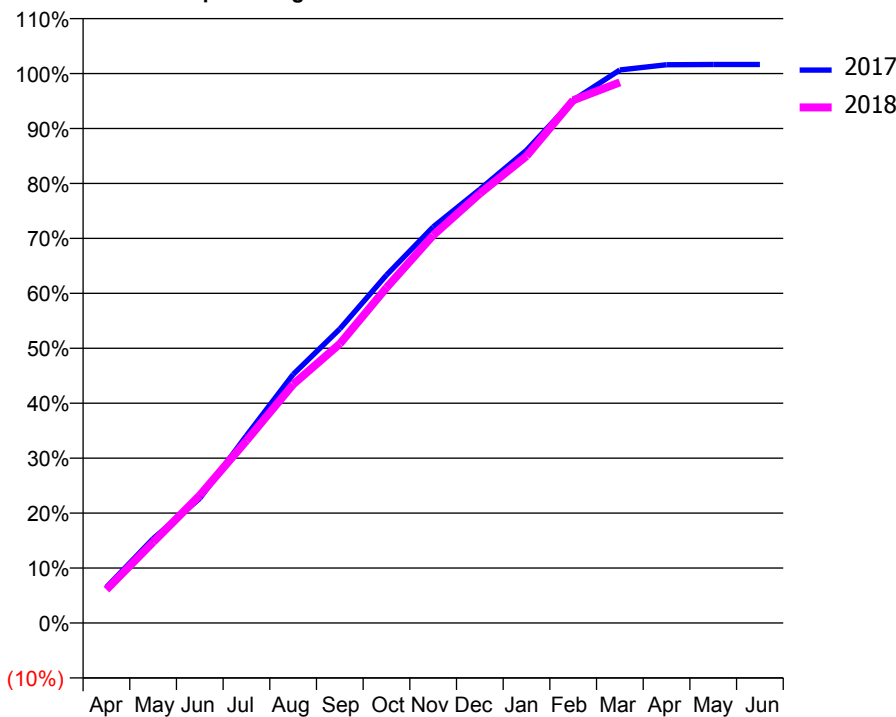
ACCESS*

Patients seen in 24 months	Total	Change since previous quarter
Quarter ending March 2017	2,335	
Quarter ending June 2017	2,367	→
Quarter ending September 2017	2,381	→
Quarter ending December 2017	2,408	→
Quarter ending March 2018	2,421	→
Variance since March 2017	3.7%	↑



ACTIVITY

Cumulative percentage of contracted UDA delivered 2017 & 2018



Month	Adjusted Scheduled Activity (UDA)	
	2017	2018
April	404	377
May	952	913
June	1,407	1,440
July	2,115	2,058
August	2,805	2,693
September	3,319	3,150
October	3,926	3,783
November	4,470	4,374
December	4,893	4,846
January	5,334	5,268
February	5,898	5,898
March	6,240	6,100
April	6,298	
May	6,301	
June	6,301	

QUALITY

	Quantity	Base Number	Contract	AT	Region	England
% of FP17s for the same patient ID Re-attending within 3 months - Children	43	709	6.1%	10.9%	11.6%	11.9%
% of FP17s for the same patient ID Re-attending within 3 months - Adults	423	2,794	15.1%	14.7%	15.4%	16.0%
% of FP17s for the same patient ID Re-attending between 3 & 9 months - Children	390	709	55.0%	57.2%	59.4%	58.3%
% of FP17s for the same patient ID Re-attending between 3 & 9 months - Adults	1,533	2,794	54.9%	48.1%	51.3%	50.3%
% of FP17s for Band 1 Urgent Courses	329	2,789	11.8%	8.7%	8.0%	9.1%
% of FP17s Relating to Free Repair or Replacements	15	2,789	0.5%	0.7%	0.8%	0.8%
% of FP17s Relating to Continuations	12	2,789	0.4%	0.9%	1.0%	1.0%
% of Patients satisfied with the dentistry they have received	5	5	N/A	91.3%	91.7%	91.5%
% of Patients satisfied with the time they had to wait for an appointment	5	5	N/A	86.9%	88.3%	87.9%

* This is based on patients treated on this contract for their most recent course of treatment. Figures in italics indicate the base number of FP17s or Patient Questionnaire responses are less than 100. N/A is shown where the base number of responses is less than 10 during the period. % is calculated as Quantity/Base number*100

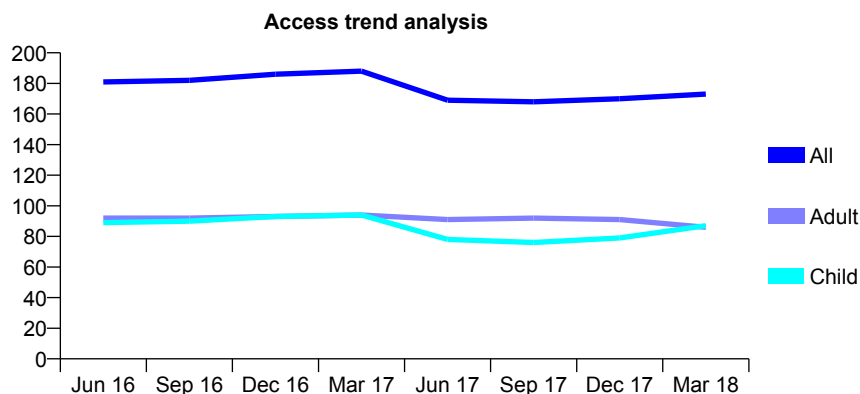
Q58 - Vital Signs At a Glance Contract Report for 261785/0001 - March 2018

Name or company name	MR P SABHARWAL
Contract type name	GDS Contract
Purpose of contract	General
Contract start date	01/04/2006
Contract end date	

17/18 Contracted general activity (UDA)	658
Carry forward general activity (UDA)	3
17/18 Contracted orthodontic activity (UOA)	0
Carry forward orthodontic activity (UOA)	0
Baseline contract value	£19,656.79

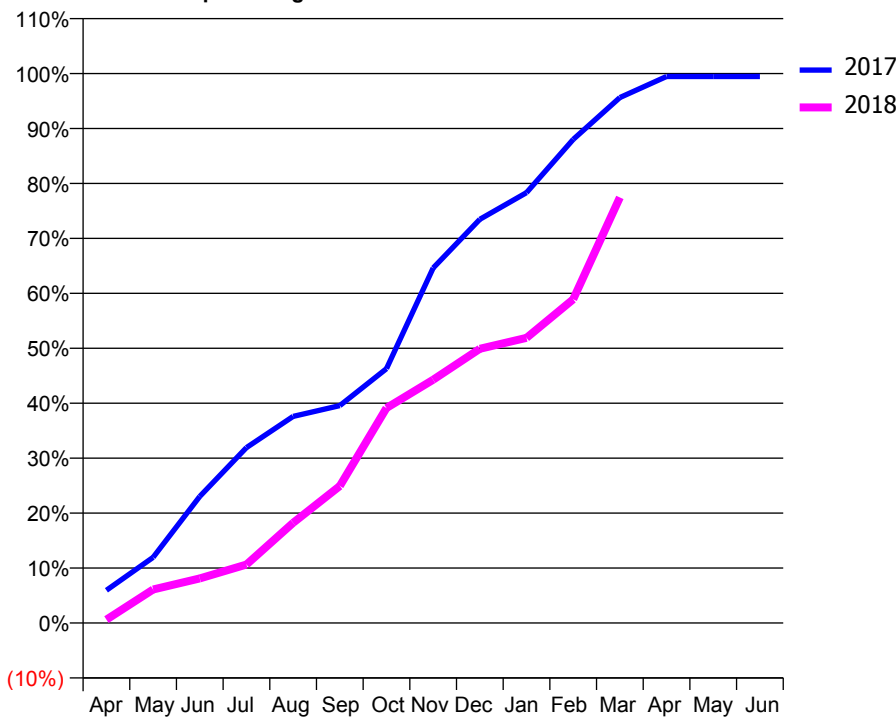
ACCESS*

Patients seen in 24 months	Total	Change since previous quarter
Quarter ending March 2017	188	
Quarter ending June 2017	169	↓
Quarter ending September 2017	168	→
Quarter ending December 2017	170	→
Quarter ending March 2018	173	→
Variance since March 2017	(8.0%)	↓



ACTIVITY

Cumulative percentage of contracted UDA delivered 2017 & 2018



Month	Adjusted Scheduled Activity (UDA)	
	2017	2018
April	39	4
May	79	40
June	152	53
July	210	70
August	247	120
September	260	164
October	305	257
November	425	291
December	483	328
January	515	341
February	579	388
March	629	510
April	654	
May	654	
June	654	

QUALITY

	Quantity	Base Number	Contract	AT	Region	England
% of FP17s for the same patient ID Re-attending within 3 months - Children	2	121	1.7%	10.9%	11.6%	11.9%
% of FP17s for the same patient ID Re-attending within 3 months - Adults	4	83	4.8%	14.7%	15.4%	16.0%
% of FP17s for the same patient ID Re-attending between 3 & 9 months - Children	73	121	60.3%	57.2%	59.4%	58.3%
% of FP17s for the same patient ID Re-attending between 3 & 9 months - Adults	41	83	49.4%	48.1%	51.3%	50.3%
% of FP17s for Band 1 Urgent Courses	9	194	4.6%	8.7%	8.0%	9.1%
% of FP17s Relating to Free Repair or Replacements	0	194	0.0%	0.7%	0.8%	0.8%
% of FP17s Relating to Continuations	0	194	0.0%	0.9%	1.0%	1.0%
% of Patients satisfied with the dentistry they have received	0	0	N/A	91.3%	91.7%	91.5%
% of Patients satisfied with the time they had to wait for an appointment	0	0	N/A	86.9%	88.3%	87.9%

* This is based on patients treated on this contract for their most recent course of treatment. Figures in italics indicate the base number of FP17s or Patient Questionnaire responses are less than 100. N/A is shown where the base number of responses is less than 10 during the period. % is calculated as Quantity/Base number*100

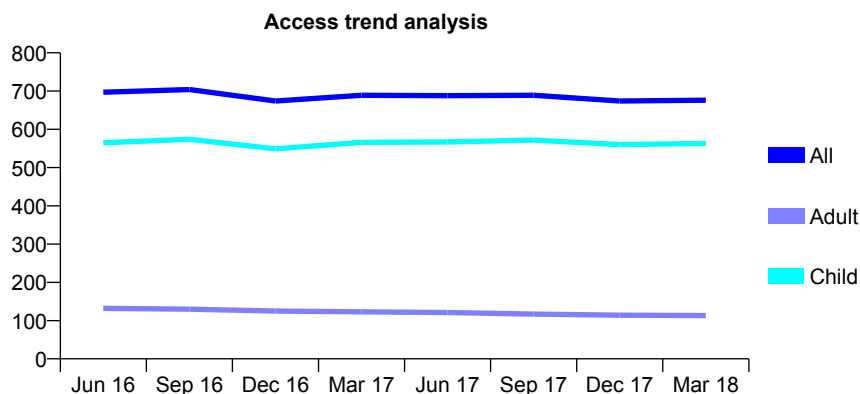
Q58 - Vital Signs At a Glance Contract Report for 263605/0002 - March 2018

Name or company name	MR MD VERNON
Contract type name	GDS Contract
Purpose of contract	General
Contract start date	01/02/2010
Contract end date	

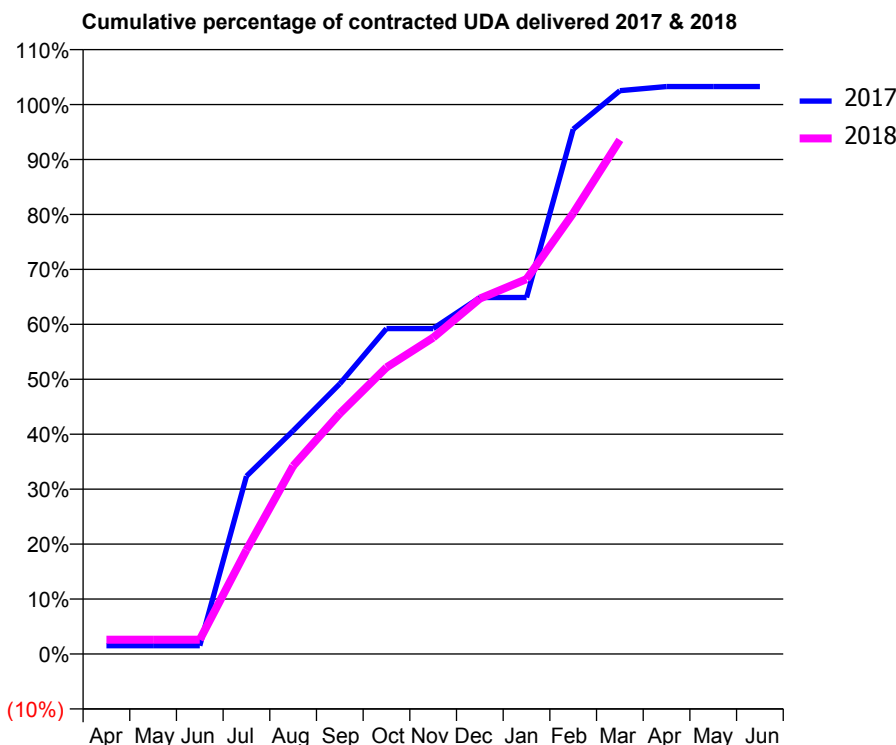
17/18 Contracted general activity (UDA)	1,184
Carry forward general activity (UDA)	-24
17/18 Contracted orthodontic activity (UOA)	0
Carry forward orthodontic activity (UOA)	0
Baseline contract value	£31,815.39

ACCESS*

Patients seen in 24 months	Total	Change since previous quarter
Quarter ending March 2017	689	
Quarter ending June 2017	688	→
Quarter ending September 2017	689	→
Quarter ending December 2017	674	↓
Quarter ending March 2018	676	→
Variance since March 2017	(1.9%)	↓



ACTIVITY



Month	Adjusted Scheduled Activity (UDA)	
	2017	2018
April	18	31
May	18	31
June	18	31
July	383	224
August	481	405
September	582	518
October	701	618
November	701	682
December	768	766
January	768	808
February	1,131	950
March	1,214	1,108
April	1,223	
May	1,223	
June	1,223	

QUALITY

	Quantity	Base Number	Contract	AT	Region	England
% of FP17s for the same patient ID Re-attending within 3 months - Children	41	816	5.0%	10.9%	11.6%	11.9%
% of FP17s for the same patient ID Re-attending within 3 months - Adults	1	44	2.3%	14.7%	15.4%	16.0%
% of FP17s for the same patient ID Re-attending between 3 & 9 months - Children	436	816	53.4%	57.2%	59.4%	58.3%
% of FP17s for the same patient ID Re-attending between 3 & 9 months - Adults	25	44	56.8%	48.1%	51.3%	50.3%
% of FP17s for Band 1 Urgent Courses	5	852	0.6%	8.7%	8.0%	9.1%
% of FP17s Relating to Free Repair or Replacements	0	852	0.0%	0.7%	0.8%	0.8%
% of FP17s Relating to Continuations	0	852	0.0%	0.9%	1.0%	1.0%
% of Patients satisfied with the dentistry they have received	1	1	N/A	91.3%	91.7%	91.5%
% of Patients satisfied with the time they had to wait for an appointment	1	1	N/A	86.9%	88.3%	87.9%

* This is based on patients treated on this contract for their most recent course of treatment. Figures in italics indicate the base number of FP17s or Patient Questionnaire responses are less than 100. N/A is shown where the base number of responses is less than 10 during the period. % is calculated as Quantity/Base number*100

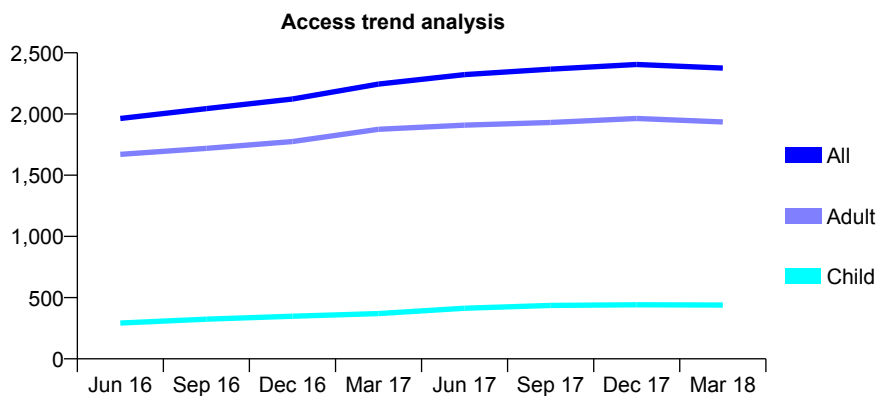
Q58 - Vital Signs At a Glance Contract Report for 264245/0002 - March 2018

Name or company name	MR P PATEL
Contract type name	GDS Contract
Purpose of contract	General
Contract start date	01/04/2012
Contract end date	

17/18 Contracted general activity (UDA)	8,709
Carry forward general activity (UDA)	0
17/18 Contracted orthodontic activity (UOA)	0
Carry forward orthodontic activity (UOA)	0
Baseline contract value	£182,589.70

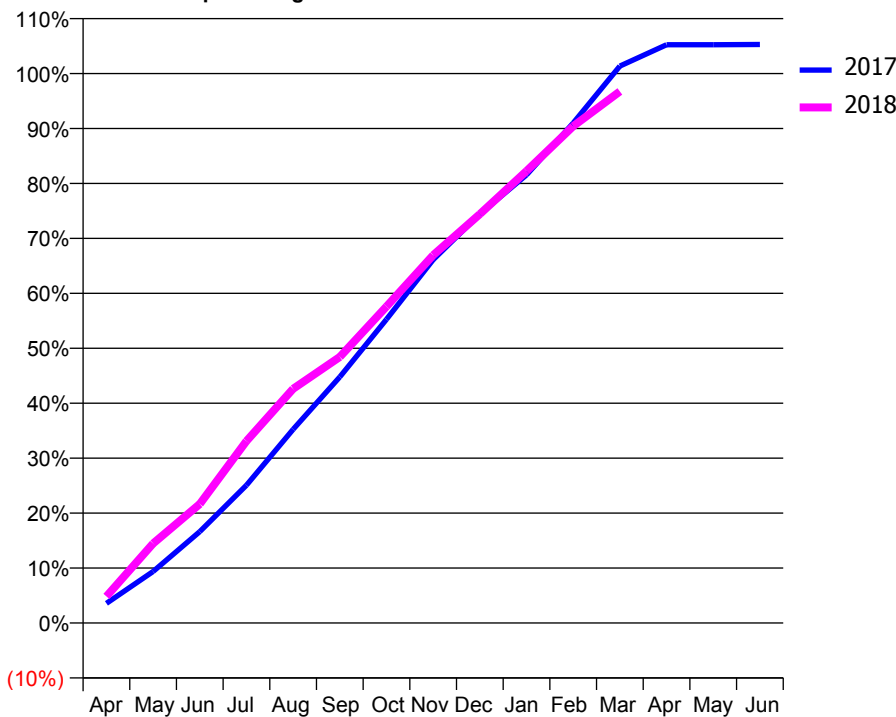
ACCESS*

Patients seen in 24 months	Total	Change since previous quarter
Quarter ending March 2017	2,245	
Quarter ending June 2017	2,322	↑
Quarter ending September 2017	2,367	→
Quarter ending December 2017	2,405	→
Quarter ending March 2018	2,375	↓
Variance since March 2017	5.8%	↑



ACTIVITY

Cumulative percentage of contracted UDA delivered 2017 & 2018



Month	Adjusted Scheduled Activity (UDA)	
	2017	2018
April	311	421
May	818	1,261
June	1,450	1,887
July	2,183	2,883
August	3,069	3,713
September	3,899	4,217
October	4,814	5,017
November	5,757	5,829
December	6,480	6,481
January	7,103	7,162
February	7,925	7,873
March	8,827	8,425
April	9,166	
May	9,166	
June	9,169	

QUALITY

	Quantity	Base Number	Contract	AT	Region	England
% of FP17s for the same patient ID Re-attending within 3 months - Children	45	647	7.0%	10.9%	11.6%	11.9%
% of FP17s for the same patient ID Re-attending within 3 months - Adults	647	3,175	20.4%	14.7%	15.4%	16.0%
% of FP17s for the same patient ID Re-attending between 3 & 9 months - Children	390	647	60.3%	57.2%	59.4%	58.3%
% of FP17s for the same patient ID Re-attending between 3 & 9 months - Adults	1,924	3,175	60.6%	48.1%	51.3%	50.3%
% of FP17s for Band 1 Urgent Courses	164	3,702	4.4%	8.7%	8.0%	9.1%
% of FP17s Relating to Free Repair or Replacements	140	3,702	3.8%	0.7%	0.8%	0.8%
% of FP17s Relating to Continuations	153	3,702	4.1%	0.9%	1.0%	1.0%
% of Patients satisfied with the dentistry they have received	6	6	N/A	91.3%	91.7%	91.5%
% of Patients satisfied with the time they had to wait for an appointment	6	6	N/A	86.9%	88.3%	87.9%

* This is based on patients treated on this contract for their most recent course of treatment. Figures in italics indicate the base number of FP17s or Patient Questionnaire responses are less than 100. N/A is shown where the base number of responses is less than 10 during the period. % is calculated as Quantity/Base number*100

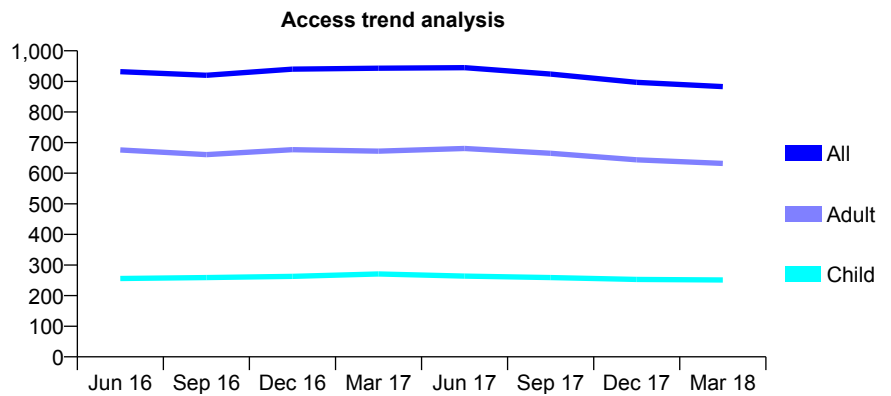
Q58 - Vital Signs At a Glance Contract Report for 264512/0001 - March 2018

Name or company name	MRS MO FASANYA
Contract type name	GDS Contract
Purpose of contract	General
Contract start date	01/04/2006
Contract end date	

17/18 Contracted general activity (UDA)	2,800
Carry forward general activity (UDA)	18
17/18 Contracted orthodontic activity (UOA)	0
Carry forward orthodontic activity (UOA)	0
Baseline contract value	£72,576.97

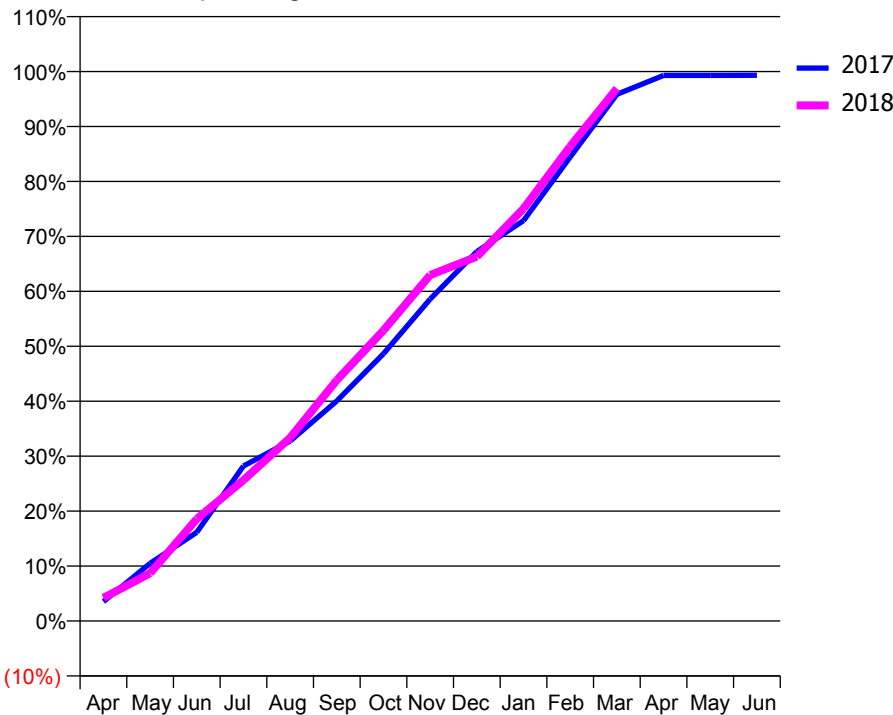
ACCESS*

Patients seen in 24 months	Total	Change since previous quarter
Quarter ending March 2017	943	
Quarter ending June 2017	945	→
Quarter ending September 2017	924	↓
Quarter ending December 2017	897	↓
Quarter ending March 2018	883	↓
Variance since March 2017	(6.4%)	↓



ACTIVITY

Cumulative percentage of contracted UDA delivered 2017 & 2018



Month	Adjusted Scheduled Activity (UDA)	
	2017	2018
April	99	118
May	294	243
June	452	520
July	790	718
August	917	934
September	1,122	1,227
October	1,362	1,481
November	1,640	1,763
December	1,882	1,857
January	2,040	2,101
February	2,364	2,419
March	2,684	2,714
April	2,780	
May	2,780	
June	2,781	

QUALITY

	Quantity	Base Number	Contract	AT	Region	England
% of FP17s for the same patient ID Re-attending within 3 months - Children	25	379	6.6%	10.9%	11.6%	11.9%
% of FP17s for the same patient ID Re-attending within 3 months - Adults	152	880	17.3%	14.7%	15.4%	16.0%
% of FP17s for the same patient ID Re-attending between 3 & 9 months - Children	234	379	61.7%	57.2%	59.4%	58.3%
% of FP17s for the same patient ID Re-attending between 3 & 9 months - Adults	346	880	39.3%	48.1%	51.3%	50.3%
% of FP17s for Band 1 Urgent Courses	88	1,223	7.2%	8.7%	8.0%	9.1%
% of FP17s Relating to Free Repair or Replacements	3	1,223	0.2%	0.7%	0.8%	0.8%
% of FP17s Relating to Continuations	56	1,223	4.6%	0.9%	1.0%	1.0%
% of Patients satisfied with the dentistry they have received	1	1	N/A	91.3%	91.7%	91.5%
% of Patients satisfied with the time they had to wait for an appointment	1	1	N/A	86.9%	88.3%	87.9%

* This is based on patients treated on this contract for their most recent course of treatment. Figures in italics indicate the base number of FP17s or Patient Questionnaire responses are less than 100. N/A is shown where the base number of responses is less than 10 during the period. % is calculated as Quantity/Base number*100

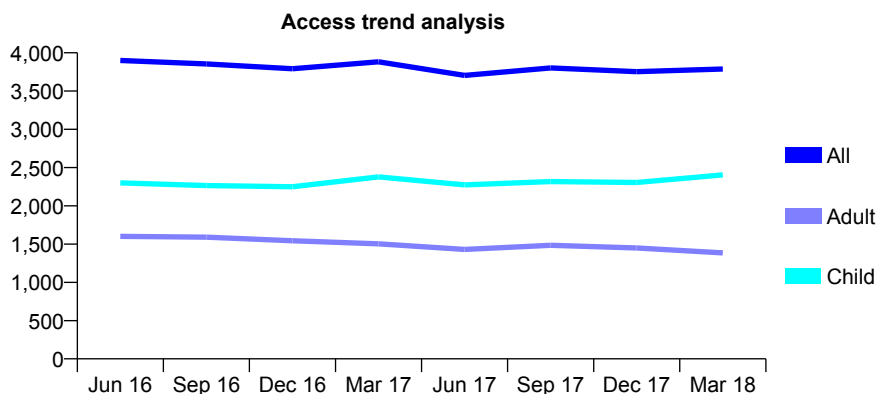
Q58 - Vital Signs At a Glance Contract Report for 269735/0001 - March 2018

Name or company name	MR JS CHADHA
Contract type name	GDS Contract
Purpose of contract	General
Contract start date	01/08/2007
Contract end date	

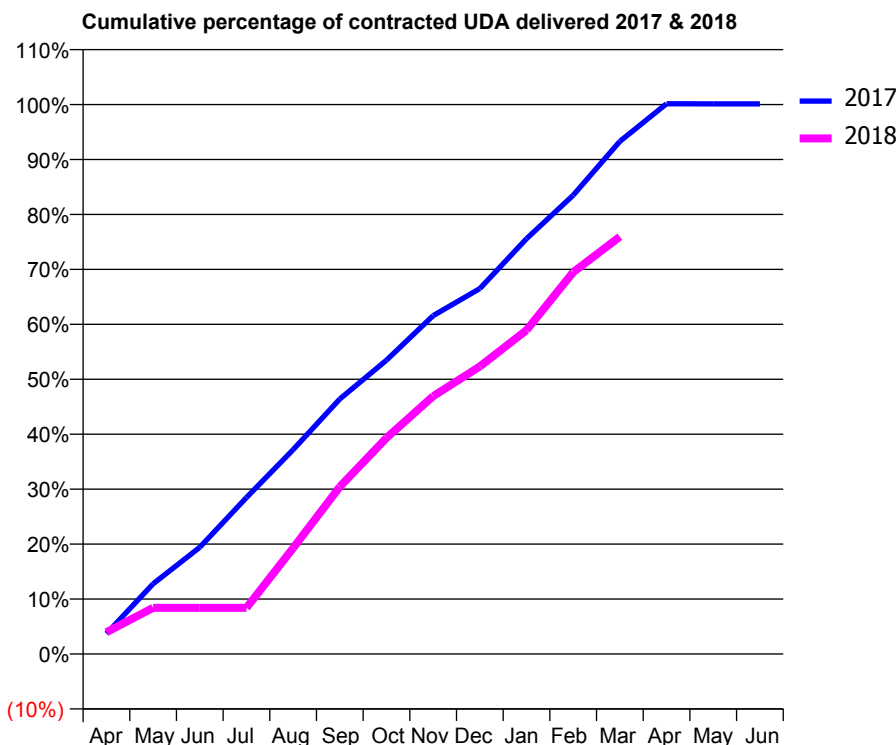
17/18 Contracted general activity (UDA)	14,113
Carry forward general activity (UDA)	-17
17/18 Contracted orthodontic activity (UOA)	0
Carry forward orthodontic activity (UOA)	0
Baseline contract value	£263,266.95

ACCESS*

Patients seen in 24 months	Total	Change since previous quarter
Quarter ending March 2017	3,882	
Quarter ending June 2017	3,704	↓
Quarter ending September 2017	3,802	↑
Quarter ending December 2017	3,754	↓
Quarter ending March 2018	3,789	→
Variance since March 2017	(2.4%)	↓



ACTIVITY



Month	Adjusted Scheduled Activity (UDA)	
	2017	2018
April	521	559
May	1,802	1,187
June	2,741	1,187
July	4,020	1,187
August	5,250	2,722
September	6,550	4,296
October	7,547	5,550
November	8,691	6,622
December	9,385	7,386
January	10,666	8,318
February	11,784	9,808
March	13,167	10,717
April	14,131	
May	14,129	
June	14,129	

QUALITY

	Quantity	Base Number	Contract	AT	Region	England
% of FP17s for the same patient ID Re-attending within 3 months - Children	507	3,912	13.0%	10.9%	11.6%	11.9%
% of FP17s for the same patient ID Re-attending within 3 months - Adults	490	1,728	28.4%	14.7%	15.4%	16.0%
% of FP17s for the same patient ID Re-attending between 3 & 9 months - Children	2,312	3,912	59.1%	57.2%	59.4%	58.3%
% of FP17s for the same patient ID Re-attending between 3 & 9 months - Adults	774	1,728	44.8%	48.1%	51.3%	50.3%
% of FP17s for Band 1 Urgent Courses	462	5,297	8.7%	8.7%	8.0%	9.1%
% of FP17s Relating to Free Repair or Replacements	1	5,297	0.0%	0.7%	0.8%	0.8%
% of FP17s Relating to Continuations	1	5,297	0.0%	0.9%	1.0%	1.0%
% of Patients satisfied with the dentistry they have received	3	4	N/A	91.3%	91.7%	91.5%
% of Patients satisfied with the time they had to wait for an appointment	4	4	N/A	86.9%	88.3%	87.9%

* This is based on patients treated on this contract for their most recent course of treatment. Figures in italics indicate the base number of FP17s or Patient Questionnaire responses are less than 100. N/A is shown where the base number of responses is less than 10 during the period. % is calculated as Quantity/Base number*100

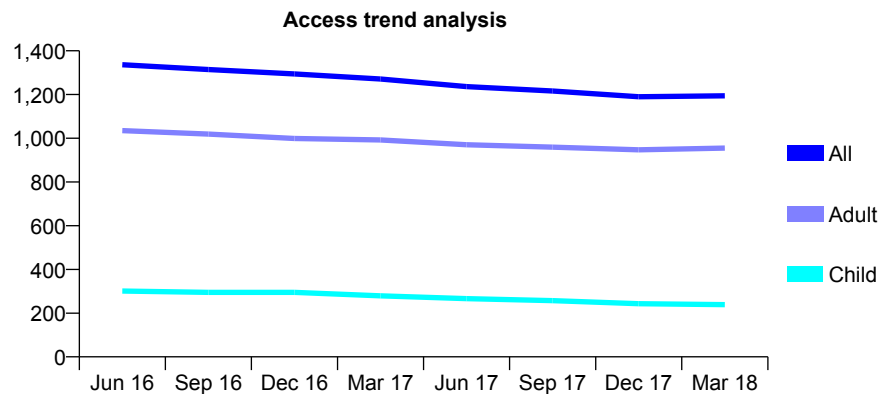
Q58 - Vital Signs At a Glance Contract Report for 270946/0001 - March 2018

Name or company name	MISS M AFKHAMI MADANI
Contract type name	GDS Contract
Purpose of contract	General
Contract start date	01/04/2006
Contract end date	

17/18 Contracted general activity (UDA)	3,481
Carry forward general activity (UDA)	-36
17/18 Contracted orthodontic activity (UOA)	0
Carry forward orthodontic activity (UOA)	0
Baseline contract value	£93,829.15

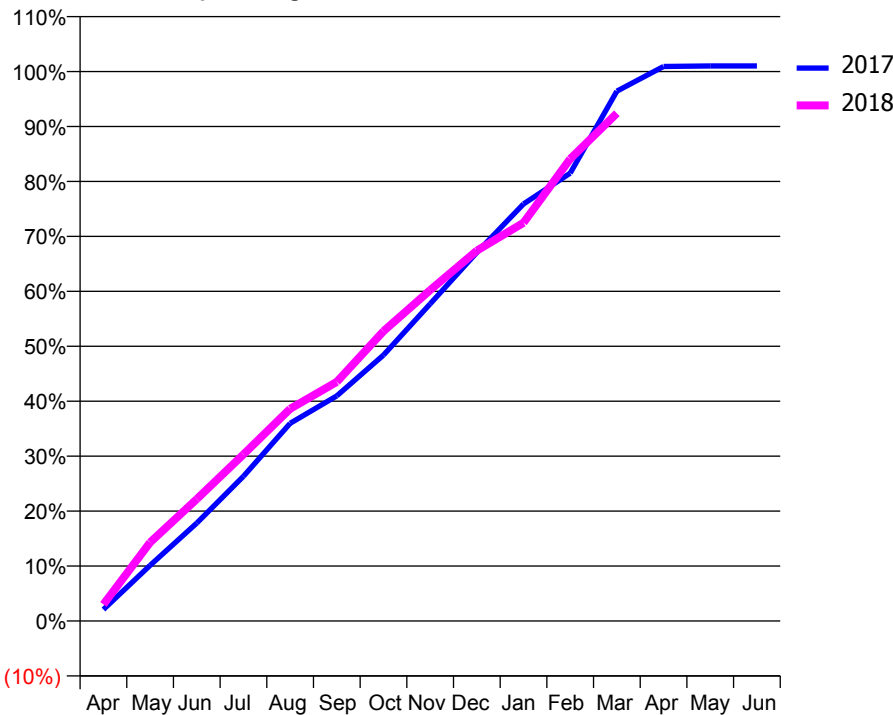
ACCESS*

Patients seen in 24 months	Total	Change since previous quarter
Quarter ending March 2017	1,271	
Quarter ending June 2017	1,236	↓
Quarter ending September 2017	1,216	↓
Quarter ending December 2017	1,190	↓
Quarter ending March 2018	1,194	→
Variance since March 2017	(6.1%)	↓



ACTIVITY

Cumulative percentage of contracted UDA delivered 2017 & 2018



Month	Adjusted Scheduled Activity (UDA)	
	2017	2018
April	73	105
May	352	498
June	621	772
July	917	1,056
August	1,252	1,345
September	1,427	1,515
October	1,685	1,836
November	2,009	2,096
December	2,334	2,346
January	2,642	2,523
February	2,837	2,927
March	3,356	3,216
April	3,512	
May	3,517	
June	3,517	

QUALITY

	Quantity	Base Number	Contract	AT	Region	England
% of FP17s for the same patient ID Re-attending within 3 months - Children	8	259	3.1%	10.9%	11.6%	11.9%
% of FP17s for the same patient ID Re-attending within 3 months - Adults	123	1,172	10.5%	14.7%	15.4%	16.0%
% of FP17s for the same patient ID Re-attending between 3 & 9 months - Children	121	259	46.7%	57.2%	59.4%	58.3%
% of FP17s for the same patient ID Re-attending between 3 & 9 months - Adults	634	1,172	54.1%	48.1%	51.3%	50.3%
% of FP17s for Band 1 Urgent Courses	62	1,376	4.5%	8.7%	8.0%	9.1%
% of FP17s Relating to Free Repair or Replacements	14	1,376	1.0%	0.7%	0.8%	0.8%
% of FP17s Relating to Continuations	8	1,376	0.6%	0.9%	1.0%	1.0%
% of Patients satisfied with the dentistry they have received	4	5	N/A	91.3%	91.7%	91.5%
% of Patients satisfied with the time they had to wait for an appointment	5	5	N/A	86.9%	88.3%	87.9%

* This is based on patients treated on this contract for their most recent course of treatment. Figures in italics indicate the base number of FP17s or Patient Questionnaire responses are less than 100. N/A is shown where the base number of responses is less than 10 during the period. % is calculated as Quantity/Base number*100

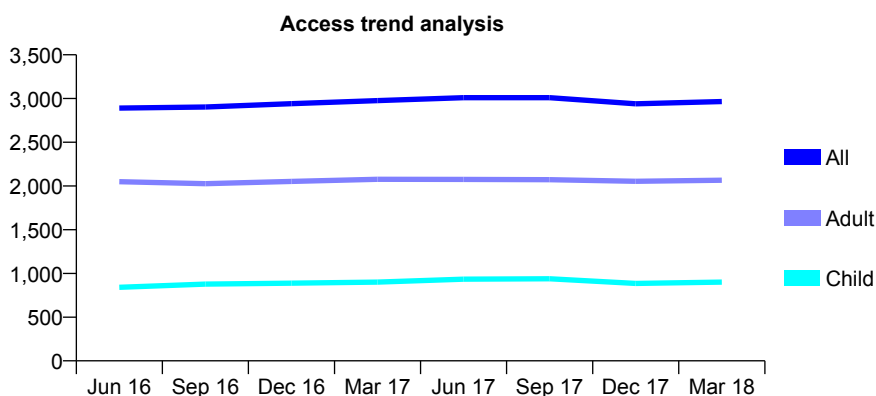
Q58 - Vital Signs At a Glance Contract Report for 273767/0001 - March 2018

Name or company name	MR V GEHANI
Contract type name	GDS Contract
Purpose of contract	General
Contract start date	01/04/2006
Contract end date	

17/18 Contracted general activity (UDA)	6,854
Carry forward general activity (UDA)	-13
17/18 Contracted orthodontic activity (UOA)	0
Carry forward orthodontic activity (UOA)	0
Baseline contract value	£175,694.41

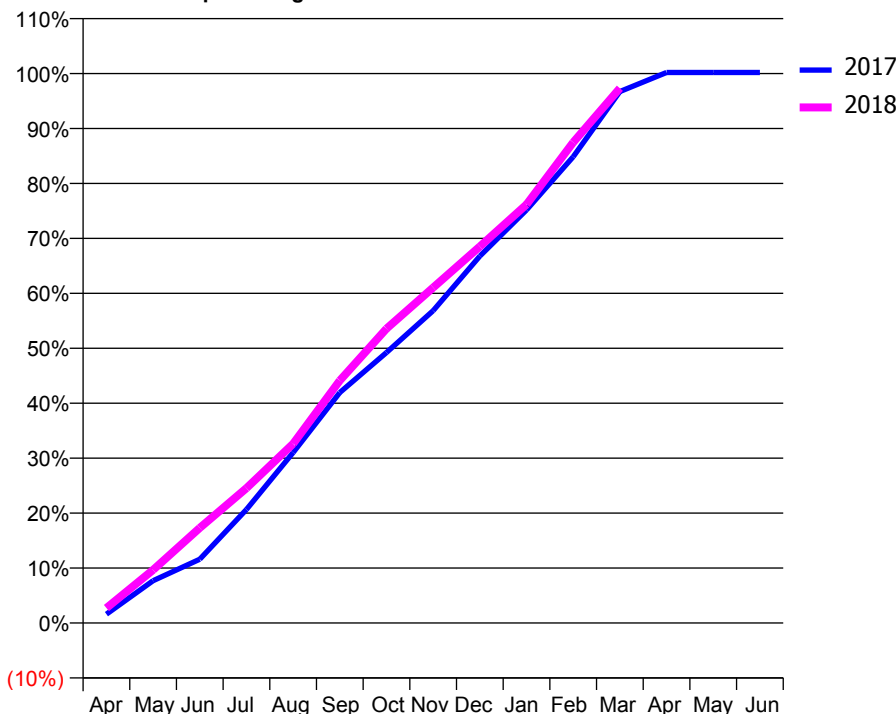
ACCESS*

Patients seen in 24 months	Total	Change since previous quarter
Quarter ending March 2017	2,976	
Quarter ending June 2017	3,009	→
Quarter ending September 2017	3,010	→
Quarter ending December 2017	2,939	↓
Quarter ending March 2018	2,965	→
Variance since March 2017	(0.4%)	→



ACTIVITY

Cumulative percentage of contracted UDA delivered 2017 & 2018



Month	Adjusted Scheduled Activity (UDA)	
	2017	2018
April	111	186
May	529	663
June	796	1,187
July	1,416	1,683
August	2,127	2,236
September	2,874	3,025
October	3,374	3,672
November	3,896	4,184
December	4,576	4,696
January	5,152	5,221
February	5,815	5,995
March	6,629	6,670
April	6,866	
May	6,866	
June	6,867	

QUALITY

	Quantity	Base Number	Contract	AT	Region	England
% of FP17s for the same patient ID Re-attending within 3 months - Children	39	1,189	3.3%	10.9%	11.6%	11.9%
% of FP17s for the same patient ID Re-attending within 3 months - Adults	231	2,503	9.2%	14.7%	15.4%	16.0%
% of FP17s for the same patient ID Re-attending between 3 & 9 months - Children	474	1,189	39.9%	57.2%	59.4%	58.3%
% of FP17s for the same patient ID Re-attending between 3 & 9 months - Adults	947	2,503	37.8%	48.1%	51.3%	50.3%
% of FP17s for Band 1 Urgent Courses	235	3,246	7.2%	8.7%	8.0%	9.1%
% of FP17s Relating to Free Repair or Replacements	16	3,246	0.5%	0.7%	0.8%	0.8%
% of FP17s Relating to Continuations	13	3,246	0.4%	0.9%	1.0%	1.0%
% of Patients satisfied with the dentistry they have received	1	1	N/A	91.3%	91.7%	91.5%
% of Patients satisfied with the time they had to wait for an appointment	1	1	N/A	86.9%	88.3%	87.9%

* This is based on patients treated on this contract for their most recent course of treatment. Figures in italics indicate the base number of FP17s or Patient Questionnaire responses are less than 100. N/A is shown where the base number of responses is less than 10 during the period. % is calculated as Quantity/Base number*100

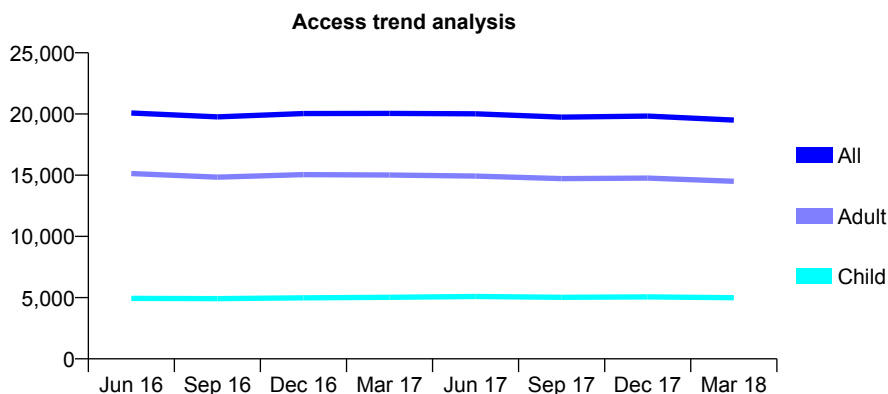
Q58 - Vital Signs At a Glance Contract Report for 273848/0001 - March 2018

Name or company name	MR AT LAMB
Contract type name	GDS Contract
Purpose of contract	General
Contract start date	01/07/2007
Contract end date	

17/18 Contracted general activity (UDA)	44,684
Carry forward general activity (UDA)	372
17/18 Contracted orthodontic activity (UOA)	0
Carry forward orthodontic activity (UOA)	0
Baseline contract value	£1,114,806.87

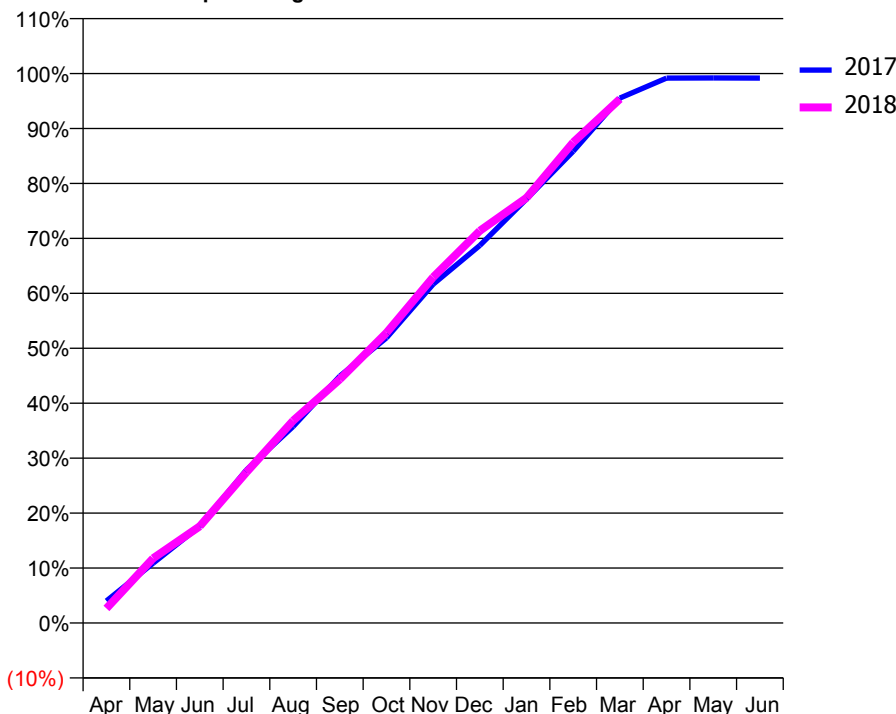
ACCESS*

Patients seen in 24 months	Total	Change since previous quarter
Quarter ending March 2017	20,046	
Quarter ending June 2017	20,018	→
Quarter ending September 2017	19,748	↓
Quarter ending December 2017	19,827	→
Quarter ending March 2018	19,501	↓
Variance since March 2017	(2.7%)	↓



ACTIVITY

Cumulative percentage of contracted UDA delivered 2017 & 2018



Month	Adjusted Scheduled Activity (UDA)	
	2017	2018
April	1,793	1,183
May	4,868	5,259
June	7,872	7,870
July	12,455	12,261
August	15,977	16,452
September	20,080	19,820
October	23,189	23,597
November	27,544	28,127
December	30,704	31,896
January	34,477	34,573
February	38,355	39,085
March	42,687	42,606
April	44,317	
May	44,317	
June	44,312	

QUALITY

	Quantity	Base Number	Contract	AT	Region	England
% of FP17s for the same patient ID Re-attending within 3 months - Children	461	6,928	6.7%	10.9%	11.6%	11.9%
% of FP17s for the same patient ID Re-attending within 3 months - Adults	1,690	17,441	9.7%	14.7%	15.4%	16.0%
% of FP17s for the same patient ID Re-attending between 3 & 9 months - Children	3,958	6,928	57.1%	57.2%	59.4%	58.3%
% of FP17s for the same patient ID Re-attending between 3 & 9 months - Adults	8,469	17,441	48.6%	48.1%	51.3%	50.3%
% of FP17s for Band 1 Urgent Courses	789	23,145	3.4%	8.7%	8.0%	9.1%
% of FP17s Relating to Free Repair or Replacements	227	23,145	1.0%	0.7%	0.8%	0.8%
% of FP17s Relating to Continuations	110	23,145	0.5%	0.9%	1.0%	1.0%
% of Patients satisfied with the dentistry they have received	15	16	93.8%	91.3%	91.7%	91.5%
% of Patients satisfied with the time they had to wait for an appointment	12	16	75.0%	86.9%	88.3%	87.9%

* This is based on patients treated on this contract for their most recent course of treatment. Figures in italics indicate the base number of FP17s or Patient Questionnaire responses are less than 100. N/A is shown where the base number of responses is less than 10 during the period. % is calculated as Quantity/Base number*100

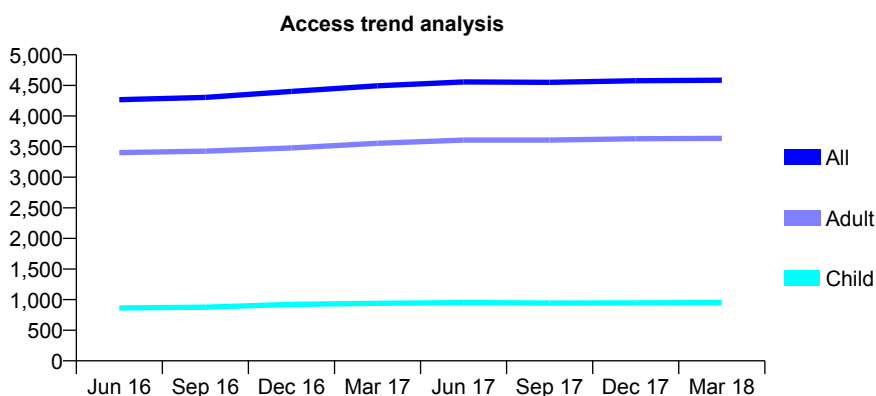
Q58 - Vital Signs At a Glance Contract Report for 274275/0001 - March 2018

Name or company name	MR A SHAH
Contract type name	GDS Contract
Purpose of contract	General
Contract start date	01/10/2010
Contract end date	

17/18 Contracted general activity (UDA)	11,715
Carry forward general activity (UDA)	295
17/18 Contracted orthodontic activity (UOA)	0
Carry forward orthodontic activity (UOA)	0
Baseline contract value	£298,546.96

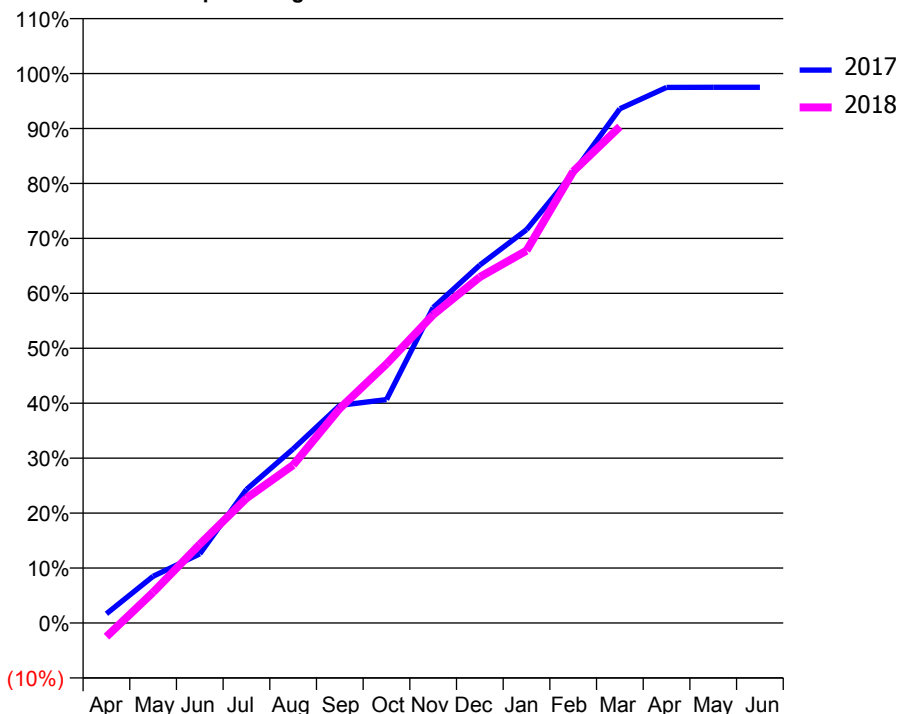
ACCESS*

Patients seen in 24 months	Total	Change since previous quarter
Quarter ending March 2017	4,493	
Quarter ending June 2017	4,557	→
Quarter ending September 2017	4,551	→
Quarter ending December 2017	4,576	→
Quarter ending March 2018	4,586	→
Variance since March 2017	2.1%	↑



ACTIVITY

Cumulative percentage of contracted UDA delivered 2017 & 2018



Month	Adjusted Scheduled Activity (UDA)	
	2017	2018
April	197	-295
May	998	655
June	1,474	1,679
July	2,847	2,659
August	3,712	3,368
September	4,642	4,575
October	4,762	5,523
November	6,726	6,572
December	7,633	7,377
January	8,385	7,939
February	9,596	9,626
March	10,963	10,581
April	11,418	
May	11,420	
June	11,420	

QUALITY

	Quantity	Base Number	Contract	AT	Region	England
% of FP17s for the same patient ID Re-attending within 3 months - Children	125	1,476	8.5%	10.9%	11.6%	11.9%
% of FP17s for the same patient ID Re-attending within 3 months - Adults	594	5,381	11.0%	14.7%	15.4%	16.0%
% of FP17s for the same patient ID Re-attending between 3 & 9 months - Children	981	1,476	66.5%	57.2%	59.4%	58.3%
% of FP17s for the same patient ID Re-attending between 3 & 9 months - Adults	3,523	5,381	65.5%	48.1%	51.3%	50.3%
% of FP17s for Band 1 Urgent Courses	246	5,920	4.2%	8.7%	8.0%	9.1%
% of FP17s Relating to Free Repair or Replacements	38	5,920	0.6%	0.7%	0.8%	0.8%
% of FP17s Relating to Continuations	16	5,920	0.3%	0.9%	1.0%	1.0%
% of Patients satisfied with the dentistry they have received	7	8	N/A	91.3%	91.7%	91.5%
% of Patients satisfied with the time they had to wait for an appointment	6	8	N/A	86.9%	88.3%	87.9%

* This is based on patients treated on this contract for their most recent course of treatment. Figures in italics indicate the base number of FP17s or Patient Questionnaire responses are less than 100. N/A is shown where the base number of responses is less than 10 during the period. % is calculated as Quantity/Base number*100

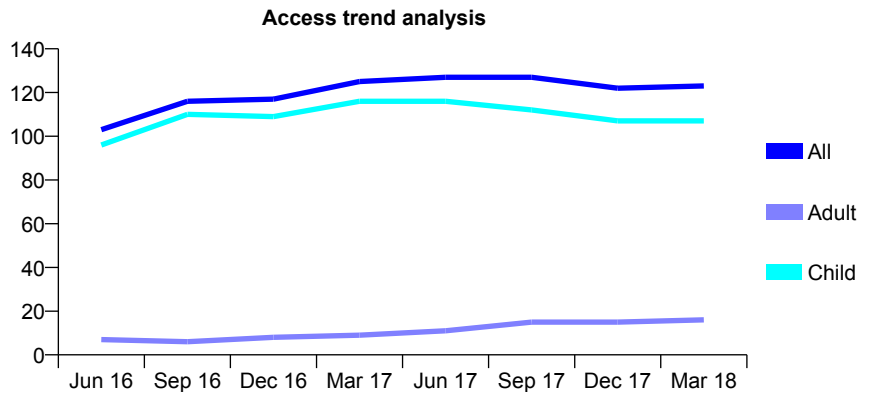
Q58 - Vital Signs At a Glance Contract Report for 274658/0001 - March 2018

Name or company name	MS D FERATI
Contract type name	GDS Contract
Purpose of contract	General
Contract start date	08/10/2015
Contract end date	

17/18 Contracted general activity (UDA)	238
Carry forward general activity (UDA)	-5
17/18 Contracted orthodontic activity (UOA)	0
Carry forward orthodontic activity (UOA)	0
Baseline contract value	£6,145.48

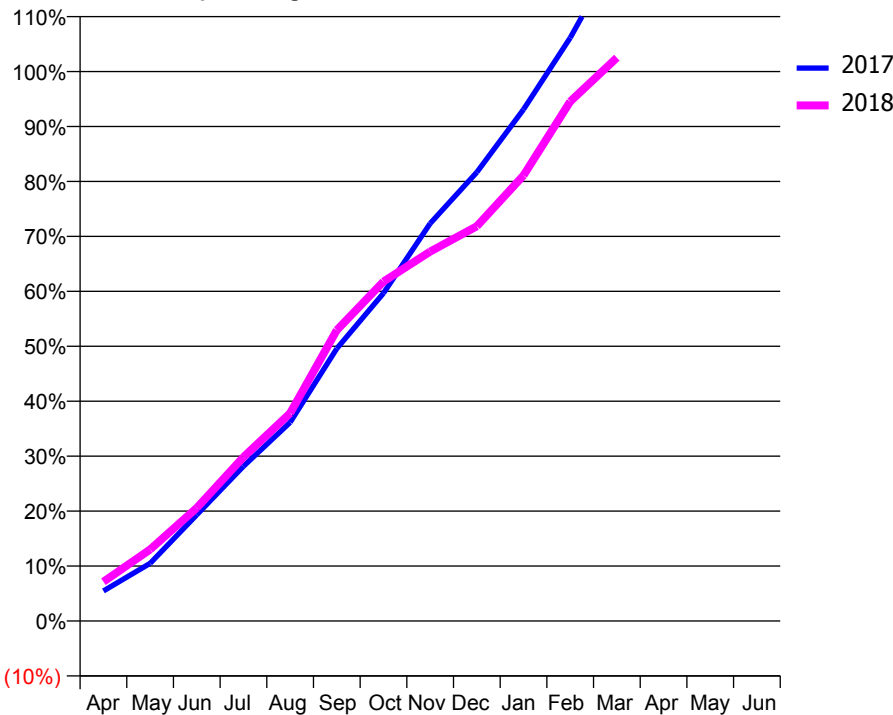
ACCESS*

Patients seen in 24 months	Total	Change since previous quarter
Quarter ending March 2017	125	
Quarter ending June 2017	127	→
Quarter ending September 2017	127	→
Quarter ending December 2017	122	↓
Quarter ending March 2018	123	→
Variance since March 2017	(1.6%)	↓



ACTIVITY

Cumulative percentage of contracted UDA delivered 2017 & 2018



Month	Adjusted Scheduled Activity (UDA)	
	2017	2018
April	13	17
May	25	31
June	46	49
July	67	71
August	86	90
September	118	126
October	142	147
November	172	160
December	194	171
January	222	193
February	253	225
March	289	244
April	296	
May	296	
June	296	

QUALITY

	Quantity	Base Number	Contract	AT	Region	England
% of FP17s for the same patient ID Re-attending within 3 months - Children	16	185	8.6%	10.9%	11.6%	11.9%
% of FP17s for the same patient ID Re-attending within 3 months - Adults	0	0	N/A	14.7%	15.4%	16.0%
% of FP17s for the same patient ID Re-attending between 3 & 9 months - Children	146	185	78.9%	57.2%	59.4%	58.3%
% of FP17s for the same patient ID Re-attending between 3 & 9 months - Adults	0	0	N/A	48.1%	51.3%	50.3%
% of FP17s for Band 1 Urgent Courses	0	178	0.0%	8.7%	8.0%	9.1%
% of FP17s Relating to Free Repair or Replacements	0	178	0.0%	0.7%	0.8%	0.8%
% of FP17s Relating to Continuations	0	178	0.0%	0.9%	1.0%	1.0%
% of Patients satisfied with the dentistry they have received	0	0	N/A	91.3%	91.7%	91.5%
% of Patients satisfied with the time they had to wait for an appointment	0	0	N/A	86.9%	88.3%	87.9%

* This is based on patients treated on this contract for their most recent course of treatment. Figures in italics indicate the base number of FP17s or Patient Questionnaire responses are less than 100. N/A is shown where the base number of responses is less than 10 during the period. % is calculated as Quantity/Base number*100

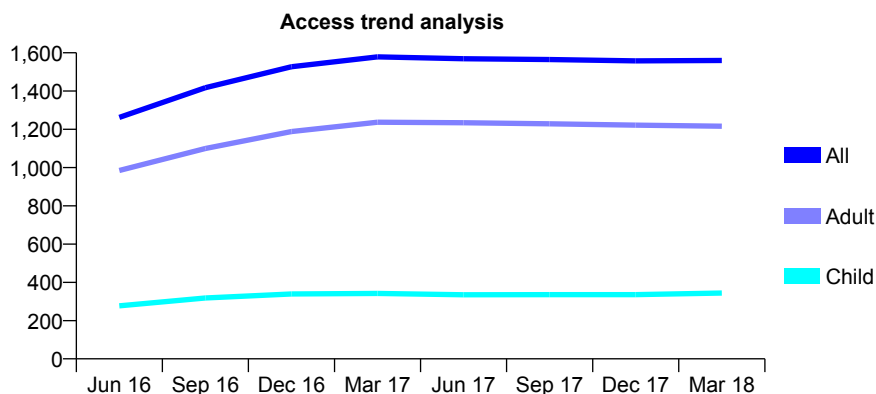
Q58 - Vital Signs At a Glance Contract Report for 278610/0001 - March 2018

Name or company name	MR SK SHAH
Contract type name	GDS Contract
Purpose of contract	General
Contract start date	01/04/2015
Contract end date	

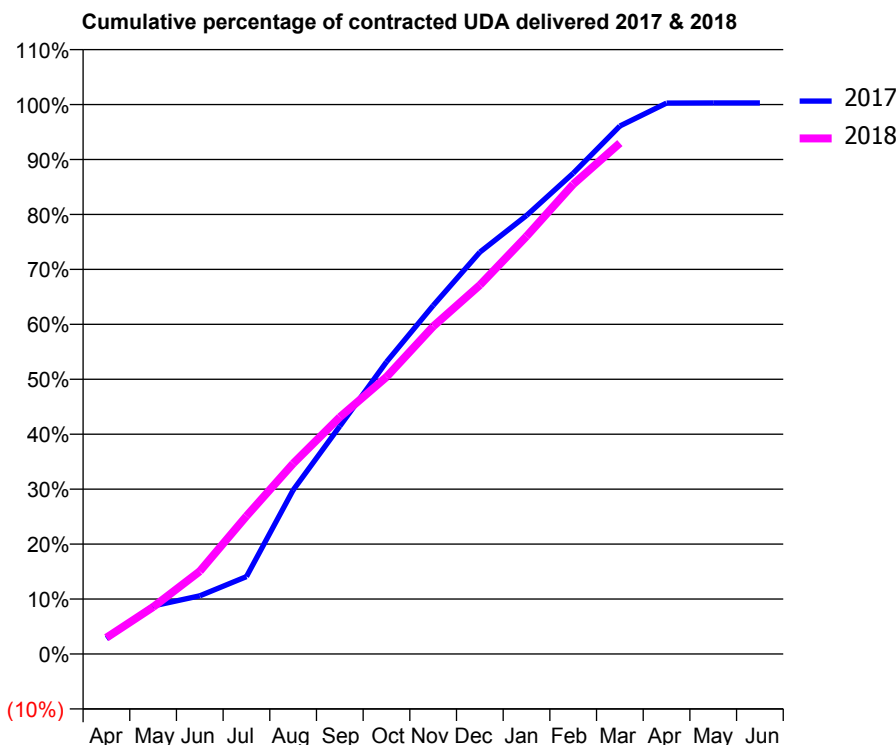
17/18 Contracted general activity (UDA)	3,739
Carry forward general activity (UDA)	-10
17/18 Contracted orthodontic activity (UOA)	0
Carry forward orthodontic activity (UOA)	0
Baseline contract value	£93,139.95

ACCESS*

Patients seen in 24 months	Total	Change since previous quarter
Quarter ending March 2017	1,579	
Quarter ending June 2017	1,569	→
Quarter ending September 2017	1,565	→
Quarter ending December 2017	1,558	→
Quarter ending March 2018	1,560	→
Variance since March 2017	(1.2%)	↓



ACTIVITY



Month	Adjusted Scheduled Activity (UDA)	
	2017	2018
April	105	112
May	327	320
June	396	563
July	527	939
August	1,116	1,296
September	1,550	1,612
October	1,988	1,885
November	2,371	2,229
December	2,734	2,510
January	2,984	2,842
February	3,272	3,196
March	3,592	3,477
April	3,749	
May	3,750	
June	3,750	

QUALITY

	Quantity	Base Number	Contract	AT	Region	England
% of FP17s for the same patient ID Re-attending within 3 months - Children	23	526	4.4%	10.9%	11.6%	11.9%
% of FP17s for the same patient ID Re-attending within 3 months - Adults	158	1,400	11.3%	14.7%	15.4%	16.0%
% of FP17s for the same patient ID Re-attending between 3 & 9 months - Children	340	526	64.6%	57.2%	59.4%	58.3%
% of FP17s for the same patient ID Re-attending between 3 & 9 months - Adults	554	1,400	39.6%	48.1%	51.3%	50.3%
% of FP17s for Band 1 Urgent Courses	108	1,843	5.9%	8.7%	8.0%	9.1%
% of FP17s Relating to Free Repair or Replacements	14	1,843	0.8%	0.7%	0.8%	0.8%
% of FP17s Relating to Continuations	20	1,843	1.1%	0.9%	1.0%	1.0%
% of Patients satisfied with the dentistry they have received	1	1	N/A	91.3%	91.7%	91.5%
% of Patients satisfied with the time they had to wait for an appointment	1	1	N/A	86.9%	88.3%	87.9%

* This is based on patients treated on this contract for their most recent course of treatment. Figures in italics indicate the base number of FP17s or Patient Questionnaire responses are less than 100. N/A is shown where the base number of responses is less than 10 during the period. % is calculated as Quantity/Base number*100

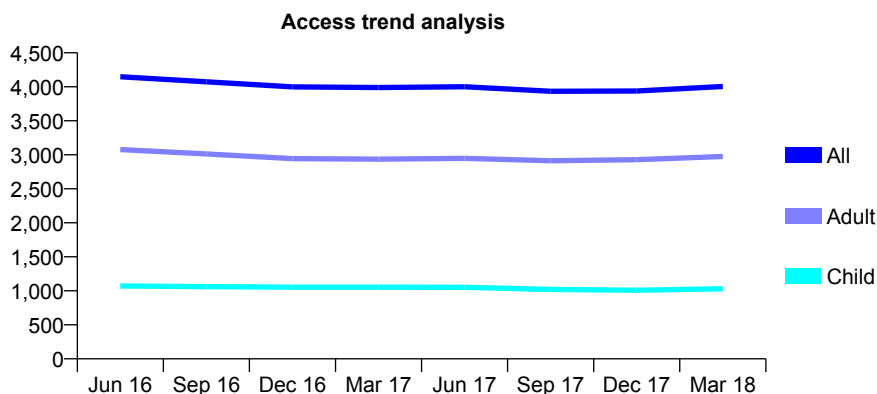
Q58 - Vital Signs At a Glance Contract Report for 278629/0001 - March 2018

Name or company name	MR A PATEL
Contract type name	GDS Contract
Purpose of contract	General
Contract start date	01/02/2010
Contract end date	

17/18 Contracted general activity (UDA)	11,165
Carry forward general activity (UDA)	2,393
17/18 Contracted orthodontic activity (UOA)	0
Carry forward orthodontic activity (UOA)	0
Baseline contract value	£280,839.40

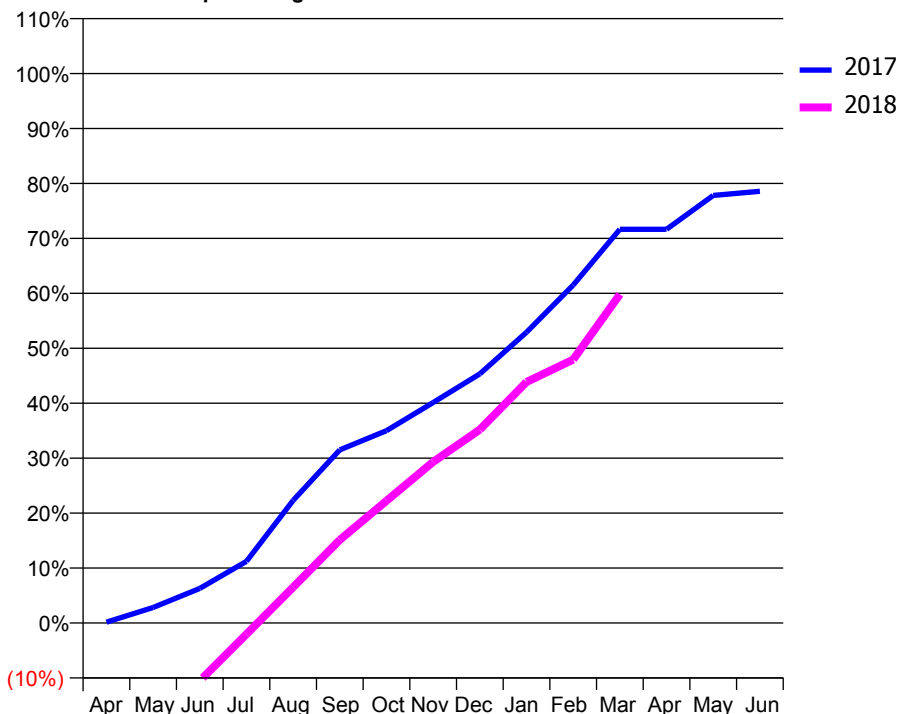
ACCESS*

Patients seen in 24 months	Total	Change since previous quarter
Quarter ending March 2017	3,990	
Quarter ending June 2017	4,000	→
Quarter ending September 2017	3,934	↓
Quarter ending December 2017	3,938	→
Quarter ending March 2018	4,005	→
Variance since March 2017	0.4%	→



ACTIVITY

Cumulative percentage of contracted UDA delivered 2017 & 2018



Month	Adjusted Scheduled Activity (UDA)	
	2017	2018
April	17	-2,393
May	316	-1,823
June	703	-1,176
July	1,252	-229
August	2,492	729
September	3,517	1,690
October	3,910	2,484
November	4,481	3,275
December	5,064	3,931
January	5,907	4,897
February	6,867	5,352
March	8,000	6,676
April	8,000	
May	8,689	
June	8,772	

QUALITY

	Quantity	Base Number	Contract	AT	Region	England
% of FP17s for the same patient ID Re-attending within 3 months - Children	94	1,429	6.6%	10.9%	11.6%	11.9%
% of FP17s for the same patient ID Re-attending within 3 months - Adults	539	4,152	13.0%	14.7%	15.4%	16.0%
% of FP17s for the same patient ID Re-attending between 3 & 9 months - Children	628	1,429	43.9%	57.2%	59.4%	58.3%
% of FP17s for the same patient ID Re-attending between 3 & 9 months - Adults	1,918	4,152	46.2%	48.1%	51.3%	50.3%
% of FP17s for Band 1 Urgent Courses	301	4,126	7.3%	8.7%	8.0%	9.1%
% of FP17s Relating to Free Repair or Replacements	78	4,126	1.9%	0.7%	0.8%	0.8%
% of FP17s Relating to Continuations	27	4,126	0.7%	0.9%	1.0%	1.0%
% of Patients satisfied with the dentistry they have received	2	2	N/A	91.3%	91.7%	91.5%
% of Patients satisfied with the time they had to wait for an appointment	2	2	N/A	86.9%	88.3%	87.9%

* This is based on patients treated on this contract for their most recent course of treatment. Figures in italics indicate the base number of FP17s or Patient Questionnaire responses are less than 100. N/A is shown where the base number of responses is less than 10 during the period. % is calculated as Quantity/Base number*100

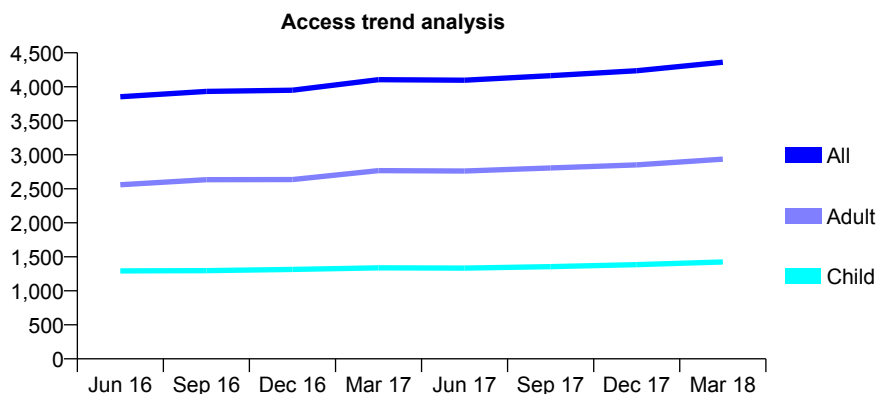
Q58 - Vital Signs At a Glance Contract Report for 279625/0001 - March 2018

Name or company name	MR BS SIDHU
Contract type name	GDS Contract
Purpose of contract	General
Contract start date	10/01/2008
Contract end date	

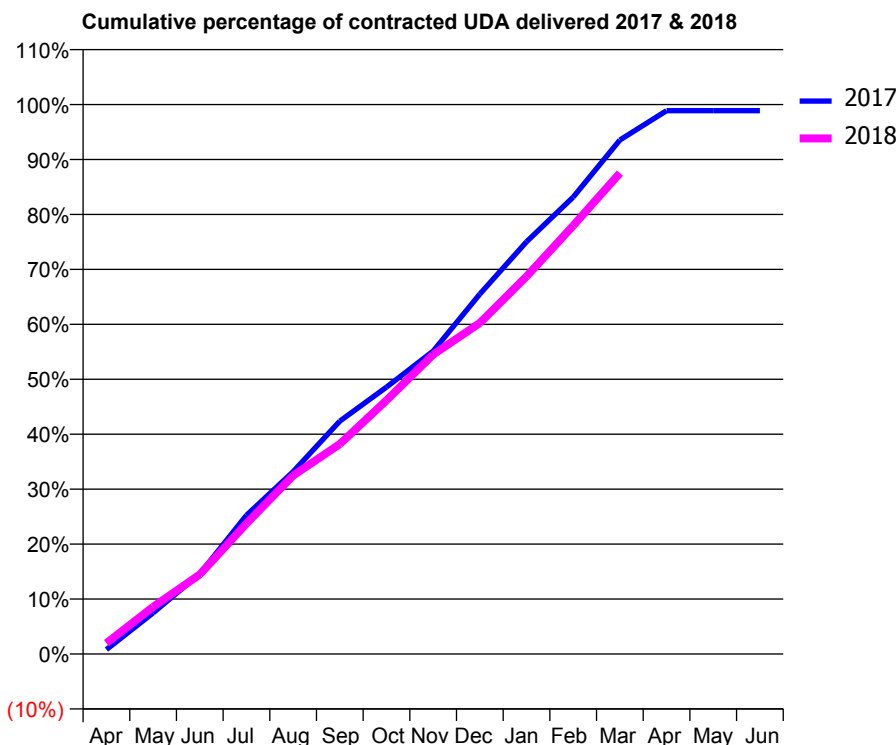
17/18 Contracted general activity (UDA)	12,384
Carry forward general activity (UDA)	140
17/18 Contracted orthodontic activity (UOA)	0
Carry forward orthodontic activity (UOA)	0
Baseline contract value	£301,131.56

ACCESS*

Patients seen in 24 months	Total	Change since previous quarter
Quarter ending March 2017	4,105	
Quarter ending June 2017	4,097	→
Quarter ending September 2017	4,163	→
Quarter ending December 2017	4,236	→
Quarter ending March 2018	4,361	↑
Variance since March 2017	6.2%	↑



ACTIVITY



Month	Adjusted Scheduled Activity (UDA)	
	2017	2018
April	100	245
May	926	1,063
June	1,808	1,794
July	3,126	2,941
August	4,109	4,023
September	5,249	4,731
October	6,014	5,716
November	6,827	6,748
December	8,113	7,462
January	9,290	8,508
February	10,298	9,654
March	11,584	10,838
April	12,243	
May	12,244	
June	12,244	

QUALITY

	Quantity	Base Number	Contract	AT	Region	England
% of FP17s for the same patient ID Re-attending within 3 months - Children	181	2,111	8.6%	10.9%	11.6%	11.9%
% of FP17s for the same patient ID Re-attending within 3 months - Adults	764	3,997	19.1%	14.7%	15.4%	16.0%
% of FP17s for the same patient ID Re-attending between 3 & 9 months - Children	1,244	2,111	58.9%	57.2%	59.4%	58.3%
% of FP17s for the same patient ID Re-attending between 3 & 9 months - Adults	1,926	3,997	48.2%	48.1%	51.3%	50.3%
% of FP17s for Band 1 Urgent Courses	858	5,848	14.7%	8.7%	8.0%	9.1%
% of FP17s Relating to Free Repair or Replacements	87	5,848	1.5%	0.7%	0.8%	0.8%
% of FP17s Relating to Continuations	26	5,848	0.4%	0.9%	1.0%	1.0%
% of Patients satisfied with the dentistry they have received	5	5	N/A	91.3%	91.7%	91.5%
% of Patients satisfied with the time they had to wait for an appointment	5	5	N/A	86.9%	88.3%	87.9%

* This is based on patients treated on this contract for their most recent course of treatment. Figures in italics indicate the base number of FP17s or Patient Questionnaire responses are less than 100. N/A is shown where the base number of responses is less than 10 during the period. % is calculated as Quantity/Base number*100

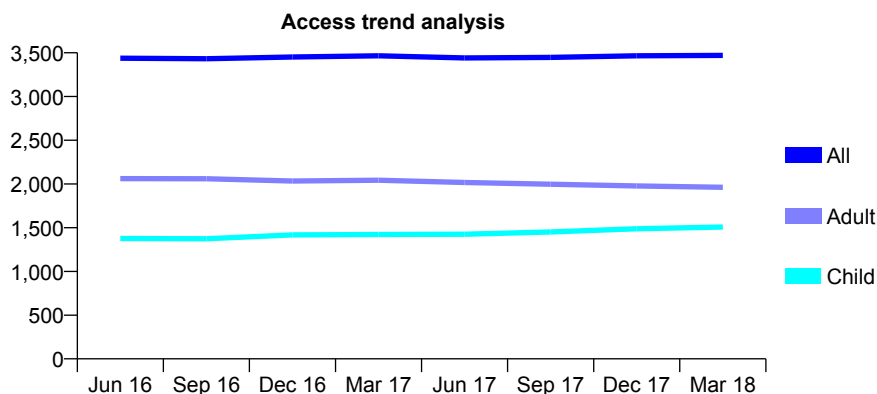
Q58 - Vital Signs At a Glance Contract Report for 288470/0001 - March 2018

Name or company name	MR VB PATEL
Contract type name	GDS Contract
Purpose of contract	General
Contract start date	17/01/2014
Contract end date	

17/18 Contracted general activity (UDA)	9,850
Carry forward general activity (UDA)	-37
17/18 Contracted orthodontic activity (UOA)	0
Carry forward orthodontic activity (UOA)	0
Baseline contract value	£256,965.55

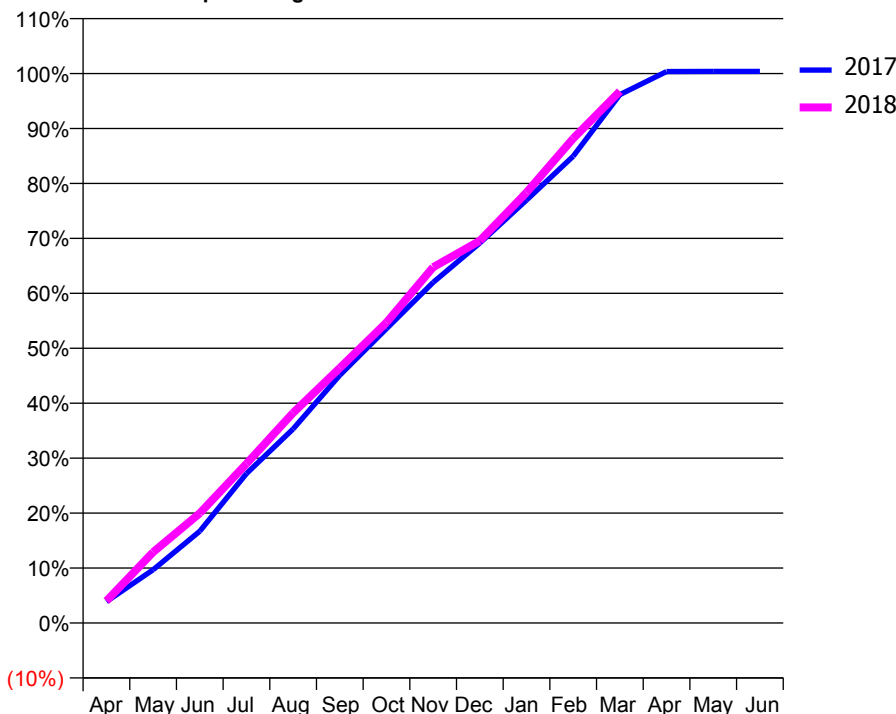
ACCESS*

Patients seen in 24 months	Total	Change since previous quarter
Quarter ending March 2017	3,465	
Quarter ending June 2017	3,442	→
Quarter ending September 2017	3,448	→
Quarter ending December 2017	3,465	→
Quarter ending March 2018	3,470	→
Variance since March 2017	0.1%	→



ACTIVITY

Cumulative percentage of contracted UDA delivered 2017 & 2018



Month	Adjusted Scheduled Activity (UDA)	
	2017	2018
April	385	396
May	955	1,270
June	1,645	1,968
July	2,677	2,855
August	3,480	3,767
September	4,443	4,572
October	5,276	5,387
November	6,106	6,377
December	6,811	6,853
January	7,580	7,717
February	8,368	8,684
March	9,472	9,531
April	9,886	
May	9,887	
June	9,887	

QUALITY

	Quantity	Base Number	Contract	AT	Region	England
% of FP17s for the same patient ID Re-attending within 3 months - Children	237	2,655	8.9%	10.9%	11.6%	11.9%
% of FP17s for the same patient ID Re-attending within 3 months - Adults	267	2,842	9.4%	14.7%	15.4%	16.0%
% of FP17s for the same patient ID Re-attending between 3 & 9 months - Children	1,781	2,655	67.1%	57.2%	59.4%	58.3%
% of FP17s for the same patient ID Re-attending between 3 & 9 months - Adults	1,862	2,842	65.5%	48.1%	51.3%	50.3%
% of FP17s for Band 1 Urgent Courses	257	5,320	4.8%	8.7%	8.0%	9.1%
% of FP17s Relating to Free Repair or Replacements	32	5,320	0.6%	0.7%	0.8%	0.8%
% of FP17s Relating to Continuations	19	5,320	0.4%	0.9%	1.0%	1.0%
% of Patients satisfied with the dentistry they have received	3	3	N/A	91.3%	91.7%	91.5%
% of Patients satisfied with the time they had to wait for an appointment	3	3	N/A	86.9%	88.3%	87.9%

* This is based on patients treated on this contract for their most recent course of treatment. Figures in italics indicate the base number of FP17s or Patient Questionnaire responses are less than 100. N/A is shown where the base number of responses is less than 10 during the period. % is calculated as Quantity/Base number*100

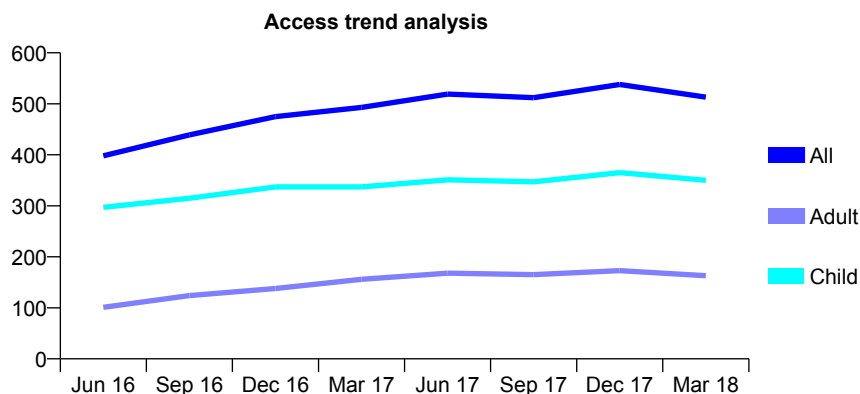
Q58 - Vital Signs At a Glance Contract Report for 295698/0001 - March 2018

Name or company name	MISS A PETKEVICA
Contract type name	GDS Contract
Purpose of contract	General
Contract start date	20/06/2015
Contract end date	

17/18 Contracted general activity (UDA)	1,370
Carry forward general activity (UDA)	0
17/18 Contracted orthodontic activity (UOA)	0
Carry forward orthodontic activity (UOA)	0
Baseline contract value	£38,295.28

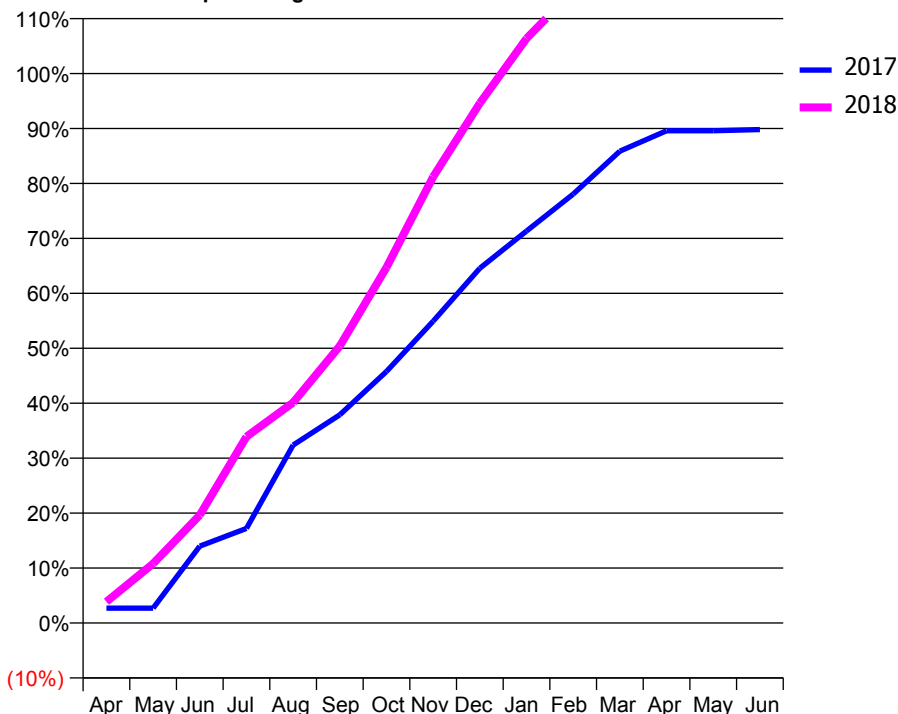
ACCESS*

Patients seen in 24 months	Total	Change since previous quarter
Quarter ending March 2017	493	
Quarter ending June 2017	519	↑
Quarter ending September 2017	512	↓
Quarter ending December 2017	538	↑
Quarter ending March 2018	513	↓
Variance since March 2017	4.1%	↑



ACTIVITY

Cumulative percentage of contracted UDA delivered 2017 & 2018



Month	Adjusted Scheduled Activity (UDA)	
	2017	2018
April	37	53
May	37	148
June	192	269
July	236	465
August	444	550
September	519	691
October	627	886
November	752	1,113
December	884	1,296
January	977	1,457
February	1,069	1,576
March	1,176	1,594
April	1,227	
May	1,227	
June	1,230	

QUALITY

	Quantity	Base Number	Contract	AT	Region	England
% of FP17s for the same patient ID Re-attending within 3 months - Children	16	449	3.6%	10.9%	11.6%	11.9%
% of FP17s for the same patient ID Re-attending within 3 months - Adults	18	133	13.5%	14.7%	15.4%	16.0%
% of FP17s for the same patient ID Re-attending between 3 & 9 months - Children	204	449	45.4%	57.2%	59.4%	58.3%
% of FP17s for the same patient ID Re-attending between 3 & 9 months - Adults	39	133	29.3%	48.1%	51.3%	50.3%
% of FP17s for Band 1 Urgent Courses	13	560	2.3%	8.7%	8.0%	9.1%
% of FP17s Relating to Free Repair or Replacements	0	560	0.0%	0.7%	0.8%	0.8%
% of FP17s Relating to Continuations	0	560	0.0%	0.9%	1.0%	1.0%
% of Patients satisfied with the dentistry they have received	1	1	N/A	91.3%	91.7%	91.5%
% of Patients satisfied with the time they had to wait for an appointment	1	1	N/A	86.9%	88.3%	87.9%

* This is based on patients treated on this contract for their most recent course of treatment. Figures in italics indicate the base number of FP17s or Patient Questionnaire responses are less than 100. N/A is shown where the base number of responses is less than 10 during the period. % is calculated as Quantity/Base number*100

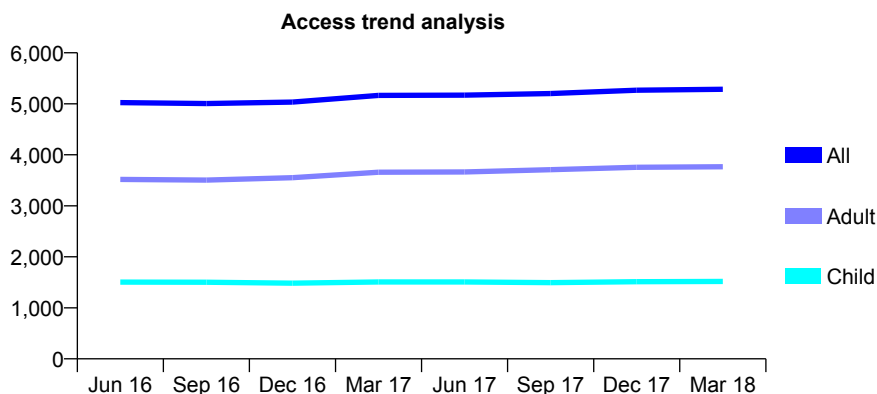
Q58 - Vital Signs At a Glance Contract Report for 306509/0001 - March 2018

Name or company name	Manor Way Dental Practice
Contract type name	GDS Contract
Purpose of contract	General
Contract start date	01/04/2006
Contract end date	

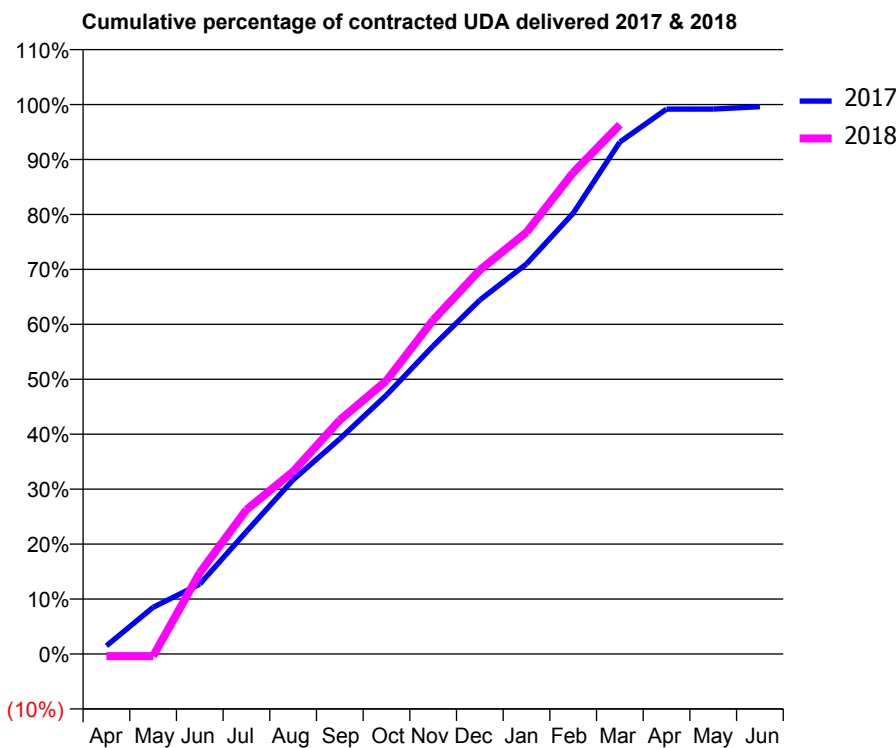
17/18 Contracted general activity (UDA)	12,942
Carry forward general activity (UDA)	52
17/18 Contracted orthodontic activity (UOA)	0
Carry forward orthodontic activity (UOA)	0
Baseline contract value	£371,327.09

ACCESS*

Patients seen in 24 months	Total	Change since previous quarter
Quarter ending March 2017	5,166	
Quarter ending June 2017	5,170	→
Quarter ending September 2017	5,201	→
Quarter ending December 2017	5,267	→
Quarter ending March 2018	5,284	→
Variance since March 2017	2.3%	↑



ACTIVITY



Month	Adjusted Scheduled Activity (UDA)	
	2017	2018
April	192	-52
May	1,102	-52
June	1,649	1,915
July	2,883	3,399
August	4,103	4,297
September	5,066	5,510
October	6,100	6,441
November	7,256	7,865
December	8,336	9,043
January	9,187	9,931
February	10,382	11,340
March	12,059	12,467
April	12,835	
May	12,835	
June	12,890	

QUALITY

	Quantity	Base Number	Contract	AT	Region	England
% of FP17s for the same patient ID Re-attending within 3 months - Children	128	1,457	8.8%	10.9%	11.6%	11.9%
% of FP17s for the same patient ID Re-attending within 3 months - Adults	561	3,664	15.3%	14.7%	15.4%	16.0%
% of FP17s for the same patient ID Re-attending between 3 & 9 months - Children	411	1,457	28.2%	57.2%	59.4%	58.3%
% of FP17s for the same patient ID Re-attending between 3 & 9 months - Adults	1,003	3,664	27.4%	48.1%	51.3%	50.3%
% of FP17s for Band 1 Urgent Courses	990	4,868	20.3%	8.7%	8.0%	9.1%
% of FP17s Relating to Free Repair or Replacements	53	4,868	1.1%	0.7%	0.8%	0.8%
% of FP17s Relating to Continuations	5	4,868	0.1%	0.9%	1.0%	1.0%
% of Patients satisfied with the dentistry they have received	3	3	N/A	91.3%	91.7%	91.5%
% of Patients satisfied with the time they had to wait for an appointment	3	3	N/A	86.9%	88.3%	87.9%

* This is based on patients treated on this contract for their most recent course of treatment. Figures in italics indicate the base number of FP17s or Patient Questionnaire responses are less than 100. N/A is shown where the base number of responses is less than 10 during the period. % is calculated as Quantity/Base number*100

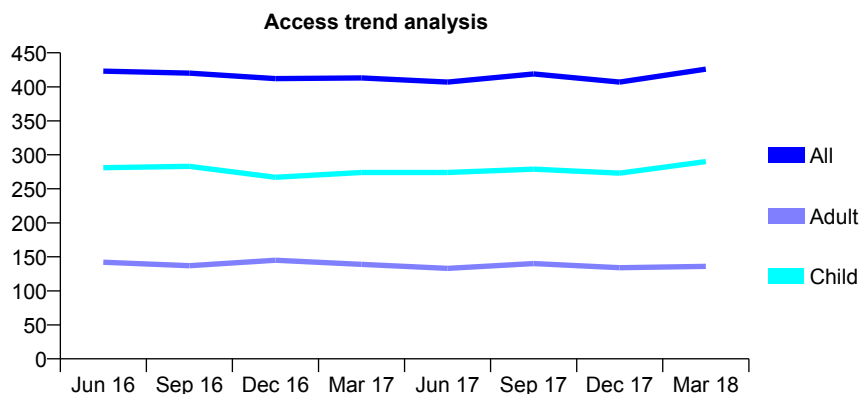
Q58 - Vital Signs At a Glance Contract Report for 309508/0001 - March 2018

Name or company name	MR AR MULLISH
Contract type name	GDS Contract
Purpose of contract	General
Contract start date	01/04/2006
Contract end date	

17/18 Contracted general activity (UDA)	773
Carry forward general activity (UDA)	0
17/18 Contracted orthodontic activity (UOA)	0
Carry forward orthodontic activity (UOA)	0
Baseline contract value	£21,518.94

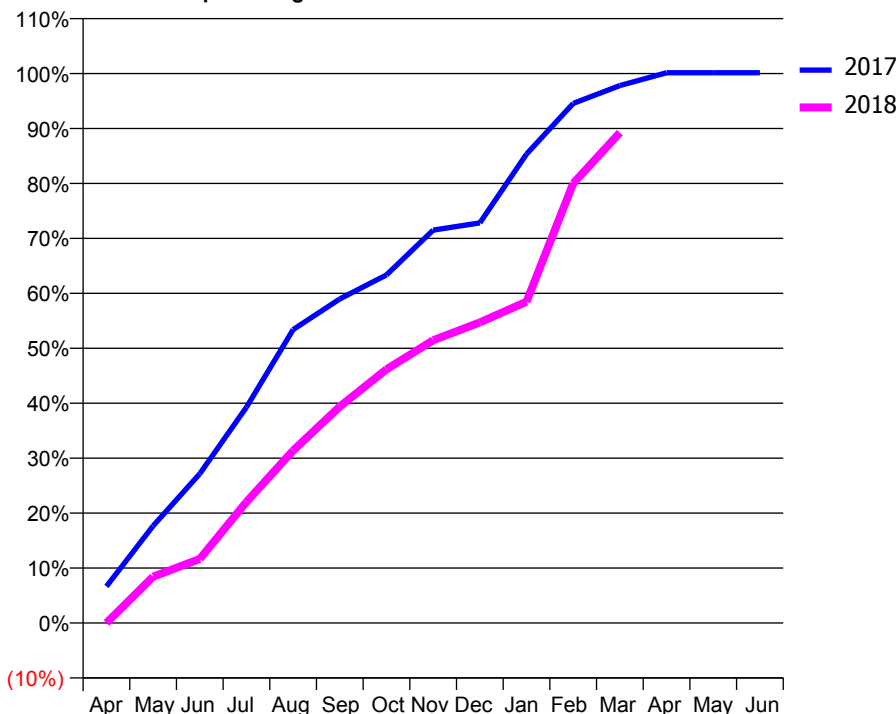
ACCESS*

Patients seen in 24 months	Total	Change since previous quarter
Quarter ending March 2017	413	
Quarter ending June 2017	407	↓
Quarter ending September 2017	419	↑
Quarter ending December 2017	407	↓
Quarter ending March 2018	426	↑
Variance since March 2017	3.1%	↑



ACTIVITY

Cumulative percentage of contracted UDA delivered 2017 & 2018



Month	Adjusted Scheduled Activity (UDA)	
	2017	2018
April	51	0
May	137	65
June	210	90
July	304	170
August	413	243
September	456	305
October	490	357
November	553	398
December	563	423
January	660	452
February	731	618
March	756	690
April	774	
May	774	
June	774	

QUALITY

	Quantity	Base Number	Contract	AT	Region	England
% of FP17s for the same patient ID Re-attending within 3 months - Children	11	366	3.0%	10.9%	11.6%	11.9%
% of FP17s for the same patient ID Re-attending within 3 months - Adults	11	130	8.5%	14.7%	15.4%	16.0%
% of FP17s for the same patient ID Re-attending between 3 & 9 months - Children	196	366	53.6%	57.2%	59.4%	58.3%
% of FP17s for the same patient ID Re-attending between 3 & 9 months - Adults	43	130	33.1%	48.1%	51.3%	50.3%
% of FP17s for Band 1 Urgent Courses	9	479	1.9%	8.7%	8.0%	9.1%
% of FP17s Relating to Free Repair or Replacements	0	479	0.0%	0.7%	0.8%	0.8%
% of FP17s Relating to Continuations	0	479	0.0%	0.9%	1.0%	1.0%
% of Patients satisfied with the dentistry they have received	0	0	N/A	91.3%	91.7%	91.5%
% of Patients satisfied with the time they had to wait for an appointment	0	0	N/A	86.9%	88.3%	87.9%

* This is based on patients treated on this contract for their most recent course of treatment. Figures in italics indicate the base number of FP17s or Patient Questionnaire responses are less than 100. N/A is shown where the base number of responses is less than 10 during the period. % is calculated as Quantity/Base number*100

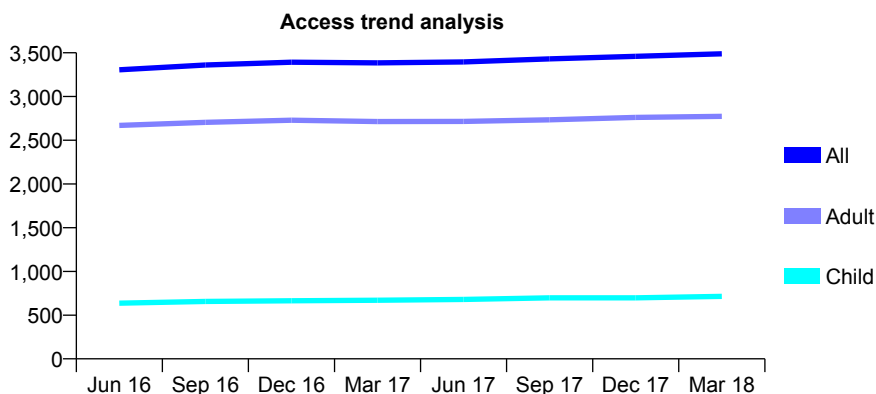
Q58 - Vital Signs At a Glance Contract Report for 310026/0001 - March 2018

Name or company name	MR HK CHAN
Contract type name	GDS Contract
Purpose of contract	General
Contract start date	01/04/2006
Contract end date	

17/18 Contracted general activity (UDA)	8,414
Carry forward general activity (UDA)	5
17/18 Contracted orthodontic activity (UOA)	0
Carry forward orthodontic activity (UOA)	0
Baseline contract value	£246,464.17

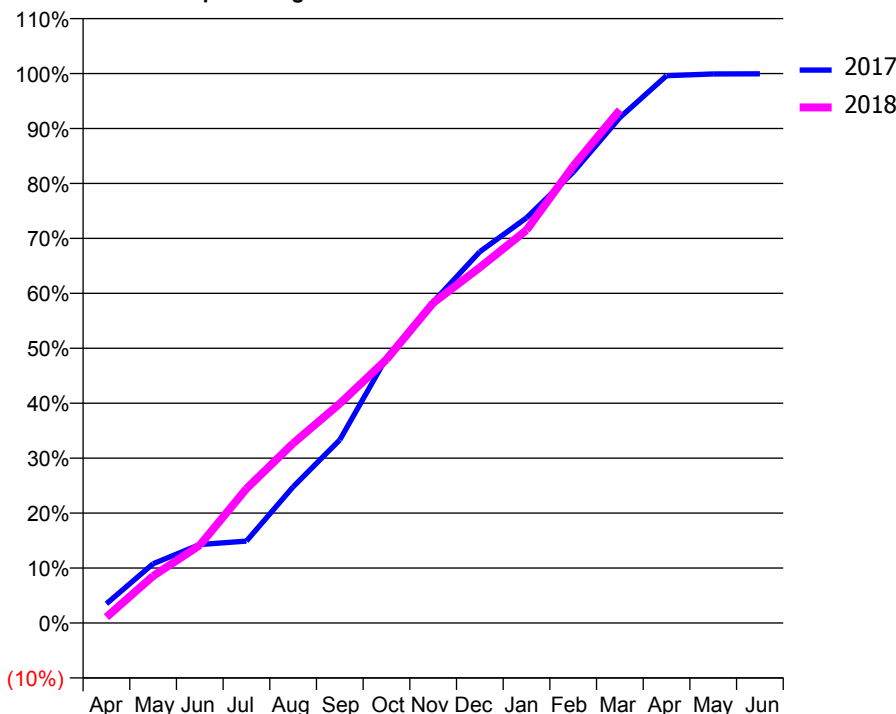
ACCESS*

Patients seen in 24 months	Total	Change since previous quarter
Quarter ending March 2017	3,385	
Quarter ending June 2017	3,395	→
Quarter ending September 2017	3,431	→
Quarter ending December 2017	3,459	→
Quarter ending March 2018	3,489	→
Variance since March 2017	3.1%	↑



ACTIVITY

Cumulative percentage of contracted UDA delivered 2017 & 2018



Month	Adjusted Scheduled Activity (UDA)	
	2017	2018
April	295	91
May	908	720
June	1,202	1,192
July	1,255	2,058
August	2,086	2,751
September	2,805	3,359
October	4,062	4,035
November	4,916	4,902
December	5,686	5,445
January	6,203	6,017
February	6,902	6,997
March	7,739	7,856
April	8,380	
May	8,407	
June	8,409	

QUALITY

	Quantity	Base Number	Contract	AT	Region	England
% of FP17s for the same patient ID Re-attending within 3 months - Children	28	809	3.5%	10.9%	11.6%	11.9%
% of FP17s for the same patient ID Re-attending within 3 months - Adults	371	3,404	10.9%	14.7%	15.4%	16.0%
% of FP17s for the same patient ID Re-attending between 3 & 9 months - Children	375	809	46.4%	57.2%	59.4%	58.3%
% of FP17s for the same patient ID Re-attending between 3 & 9 months - Adults	1,508	3,404	44.3%	48.1%	51.3%	50.3%
% of FP17s for Band 1 Urgent Courses	144	3,870	3.7%	8.7%	8.0%	9.1%
% of FP17s Relating to Free Repair or Replacements	33	3,870	0.9%	0.7%	0.8%	0.8%
% of FP17s Relating to Continuations	32	3,870	0.8%	0.9%	1.0%	1.0%
% of Patients satisfied with the dentistry they have received	8	8	N/A	91.3%	91.7%	91.5%
% of Patients satisfied with the time they had to wait for an appointment	7	8	N/A	86.9%	88.3%	87.9%

* This is based on patients treated on this contract for their most recent course of treatment. Figures in italics indicate the base number of FP17s or Patient Questionnaire responses are less than 100. N/A is shown where the base number of responses is less than 10 during the period. % is calculated as Quantity/Base number*100

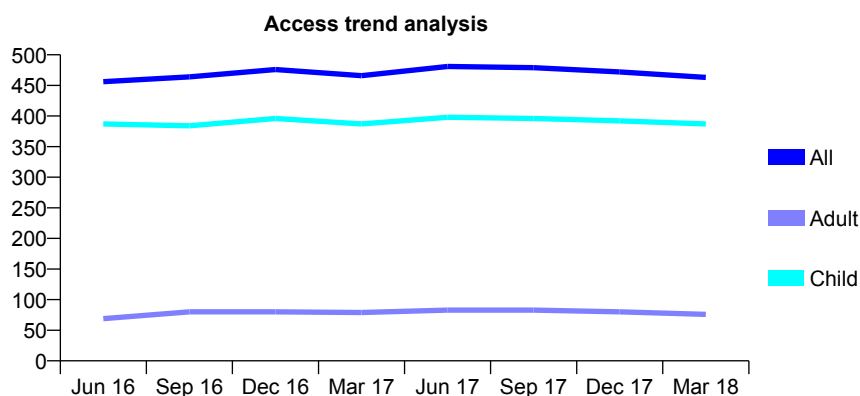
Q58 - Vital Signs At a Glance Contract Report for 318981/0001 - March 2018

Name or company name	MR A CHARLES-KARIEL
Contract type name	GDS Contract
Purpose of contract	General
Contract start date	01/04/2006
Contract end date	

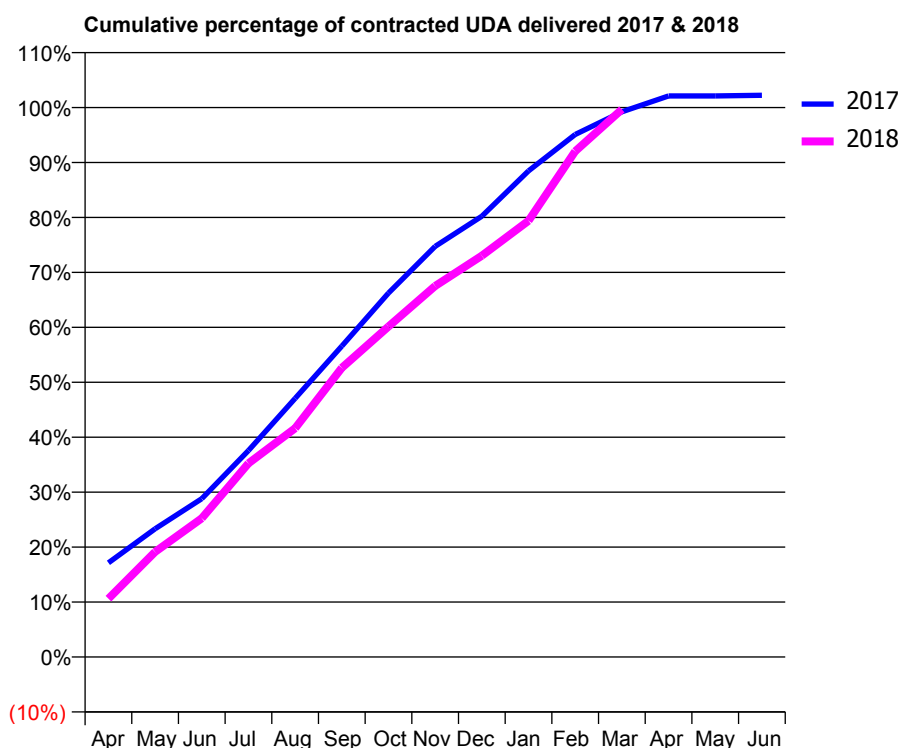
17/18 Contracted general activity (UDA)	800
Carry forward general activity (UDA)	-16
17/18 Contracted orthodontic activity (UOA)	0
Carry forward orthodontic activity (UOA)	0
Baseline contract value	£27,729.05

ACCESS*

Patients seen in 24 months	Total	Change since previous quarter
Quarter ending March 2017	466	
Quarter ending June 2017	481	↑
Quarter ending September 2017	479	→
Quarter ending December 2017	472	↓
Quarter ending March 2018	463	↓
Variance since March 2017	(0.6%)	→



ACTIVITY



Month	Adjusted Scheduled Activity (UDA)	
	2017	2018
April	137	85
May	187	153
June	231	202
July	301	282
August	377	333
September	453	421
October	530	481
November	598	540
December	642	584
January	708	635
February	761	736
March	794	797
April	817	
May	817	
June	818	

QUALITY

	Quantity	Base Number	Contract	AT	Region	England
% of FP17s for the same patient ID Re-attending within 3 months - Children	36	516	7.0%	10.9%	11.6%	11.9%
% of FP17s for the same patient ID Re-attending within 3 months - Adults	5	41	12.2%	14.7%	15.4%	16.0%
% of FP17s for the same patient ID Re-attending between 3 & 9 months - Children	265	516	51.4%	57.2%	59.4%	58.3%
% of FP17s for the same patient ID Re-attending between 3 & 9 months - Adults	15	41	36.6%	48.1%	51.3%	50.3%
% of FP17s for Band 1 Urgent Courses	1	538	0.2%	8.7%	8.0%	9.1%
% of FP17s Relating to Free Repair or Replacements	0	538	0.0%	0.7%	0.8%	0.8%
% of FP17s Relating to Continuations	1	538	0.2%	0.9%	1.0%	1.0%
% of Patients satisfied with the dentistry they have received	0	0	N/A	91.3%	91.7%	91.5%
% of Patients satisfied with the time they had to wait for an appointment	0	0	N/A	86.9%	88.3%	87.9%

* This is based on patients treated on this contract for their most recent course of treatment. Figures in italics indicate the base number of FP17s or Patient Questionnaire responses are less than 100. N/A is shown where the base number of responses is less than 10 during the period. % is calculated as Quantity/Base number*100

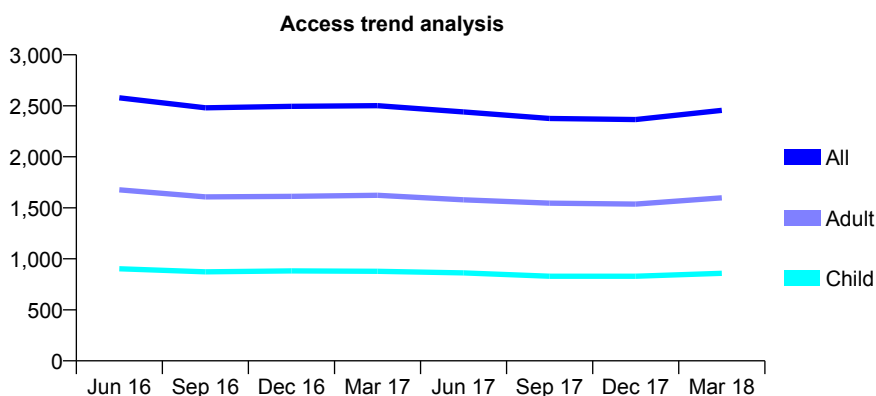
Q58 - Vital Signs At a Glance Contract Report for 327034/0001 - March 2018

Name or company name	MRS Y RATANSHI
Contract type name	GDS Contract
Purpose of contract	General
Contract start date	01/04/2006
Contract end date	

17/18 Contracted general activity (UDA)	6,500
Carry forward general activity (UDA)	23
17/18 Contracted orthodontic activity (UOA)	0
Carry forward orthodontic activity (UOA)	0
Baseline contract value	£166,345.03

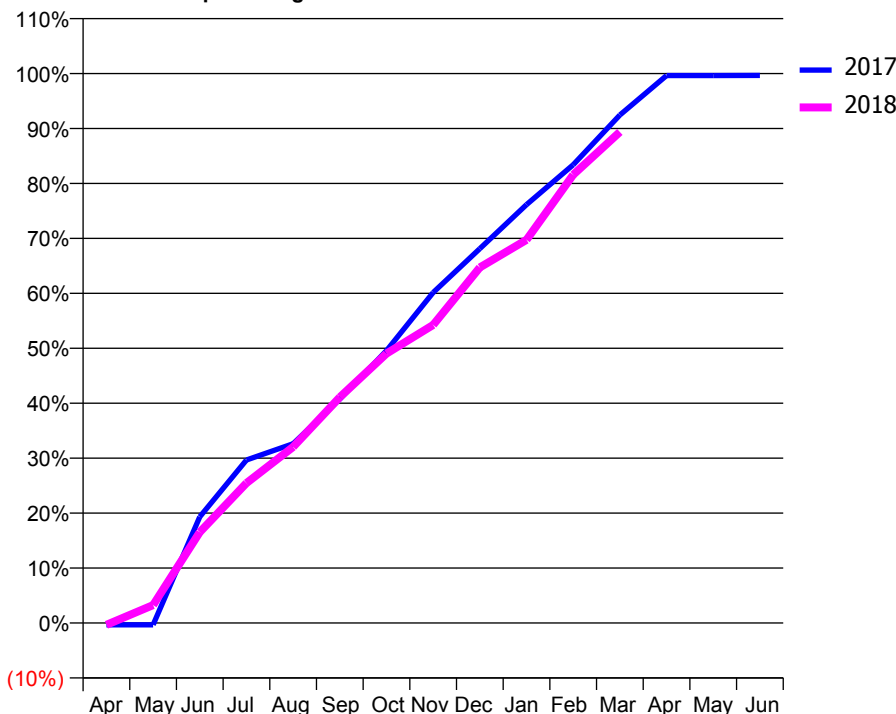
ACCESS*

Patients seen in 24 months	Total	Change since previous quarter
Quarter ending March 2017	2,501	
Quarter ending June 2017	2,440	↓
Quarter ending September 2017	2,376	↓
Quarter ending December 2017	2,365	→
Quarter ending March 2018	2,456	↑
Variance since March 2017	(1.8%)	↓



ACTIVITY

Cumulative percentage of contracted UDA delivered 2017 & 2018



Month	Adjusted Scheduled Activity (UDA)	
	2017	2018
April	-23	-23
May	-23	212
June	1,256	1,074
July	1,928	1,656
August	2,120	2,083
September	2,649	2,672
October	3,221	3,187
November	3,909	3,525
December	4,429	4,207
January	4,949	4,533
February	5,421	5,303
March	6,009	5,808
April	6,476	
May	6,476	
June	6,477	

QUALITY

	Quantity	Base Number	Contract	AT	Region	England
% of FP17s for the same patient ID Re-attending within 3 months - Children	71	1,423	5.0%	10.9%	11.6%	11.9%
% of FP17s for the same patient ID Re-attending within 3 months - Adults	257	2,110	12.2%	14.7%	15.4%	16.0%
% of FP17s for the same patient ID Re-attending between 3 & 9 months - Children	1,039	1,423	73.0%	57.2%	59.4%	58.3%
% of FP17s for the same patient ID Re-attending between 3 & 9 months - Adults	921	2,110	43.6%	48.1%	51.3%	50.3%
% of FP17s for Band 1 Urgent Courses	235	3,315	7.1%	8.7%	8.0%	9.1%
% of FP17s Relating to Free Repair or Replacements	13	3,315	0.4%	0.7%	0.8%	0.8%
% of FP17s Relating to Continuations	30	3,315	0.9%	0.9%	1.0%	1.0%
% of Patients satisfied with the dentistry they have received	0	0	N/A	91.3%	91.7%	91.5%
% of Patients satisfied with the time they had to wait for an appointment	0	0	N/A	86.9%	88.3%	87.9%

* This is based on patients treated on this contract for their most recent course of treatment. Figures in italics indicate the base number of FP17s or Patient Questionnaire responses are less than 100. N/A is shown where the base number of responses is less than 10 during the period. % is calculated as Quantity/Base number*100

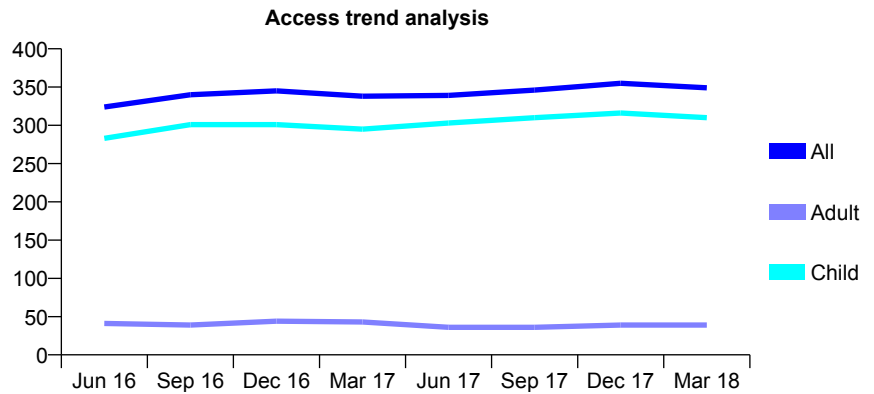
Q58 - Vital Signs At a Glance Contract Report for 328103/0001 - March 2018

Name or company name	MR MD ELVINS
Contract type name	GDS Contract
Purpose of contract	General
Contract start date	01/04/2006
Contract end date	

17/18 Contracted general activity (UDA)	550
Carry forward general activity (UDA)	-8
17/18 Contracted orthodontic activity (UOA)	0
Carry forward orthodontic activity (UOA)	0
Baseline contract value	£13,327.22

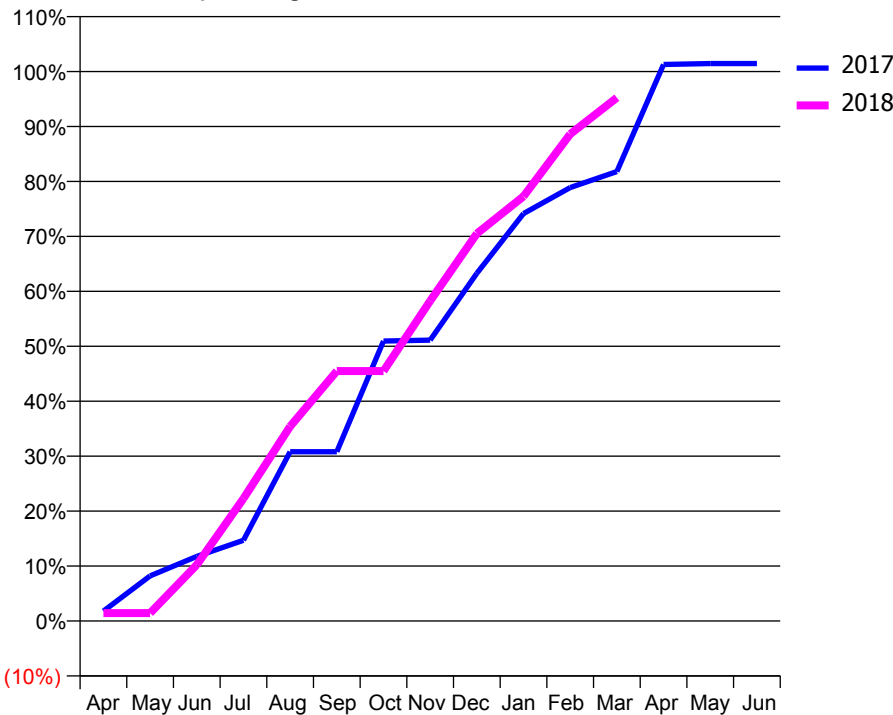
ACCESS*

Patients seen in 24 months	Total	Change since previous quarter
Quarter ending March 2017	338	
Quarter ending June 2017	339	→
Quarter ending September 2017	346	↑
Quarter ending December 2017	355	↑
Quarter ending March 2018	349	↓
Variance since March 2017	3.3%	↑



ACTIVITY

Cumulative percentage of contracted UDA delivered 2017 & 2018



Month	Adjusted Scheduled Activity (UDA)	
	2017	2018
April	10	8
May	45	8
June	65	56
July	81	123
August	169	195
September	169	250
October	280	250
November	281	320
December	348	388
January	408	425
February	434	487
March	450	524
April	557	
May	558	
June	558	

QUALITY

	Quantity	Base Number	Contract	AT	Region	England
% of FP17s for the same patient ID Re-attending within 3 months - Children	28	440	6.4%	10.9%	11.6%	11.9%
% of FP17s for the same patient ID Re-attending within 3 months - Adults	1	23	4.3%	14.7%	15.4%	16.0%
% of FP17s for the same patient ID Re-attending between 3 & 9 months - Children	208	440	47.3%	57.2%	59.4%	58.3%
% of FP17s for the same patient ID Re-attending between 3 & 9 months - Adults	11	23	47.8%	48.1%	51.3%	50.3%
% of FP17s for Band 1 Urgent Courses	19	377	5.0%	8.7%	8.0%	9.1%
% of FP17s Relating to Free Repair or Replacements	0	377	0.0%	0.7%	0.8%	0.8%
% of FP17s Relating to Continuations	0	377	0.0%	0.9%	1.0%	1.0%
% of Patients satisfied with the dentistry they have received	0	0	N/A	91.3%	91.7%	91.5%
% of Patients satisfied with the time they had to wait for an appointment	0	0	N/A	86.9%	88.3%	87.9%

* This is based on patients treated on this contract for their most recent course of treatment. Figures in italics indicate the base number of FP17s or Patient Questionnaire responses are less than 100. N/A is shown where the base number of responses is less than 10 during the period. % is calculated as Quantity/Base number*100

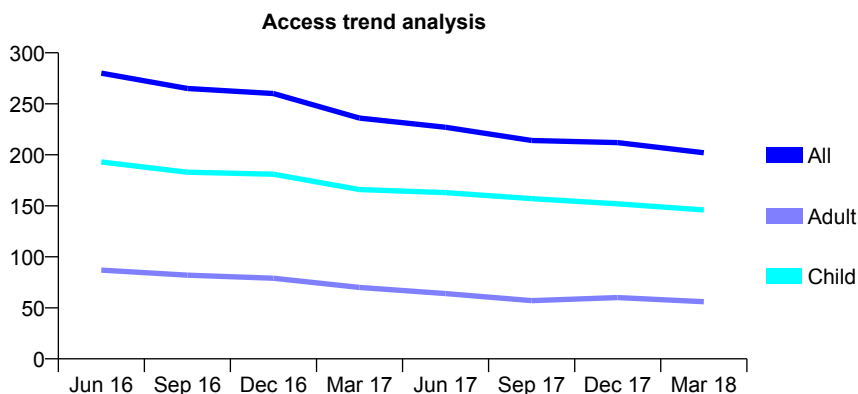
Q58 - Vital Signs At a Glance Contract Report for 328111/0003 - March 2018

Name or company name	MR NA GHULAM
Contract type name	GDS Contract
Purpose of contract	General
Contract start date	04/05/2012
Contract end date	

17/18 Contracted general activity (UDA)	650
Carry forward general activity (UDA)	0
17/18 Contracted orthodontic activity (UOA)	0
Carry forward orthodontic activity (UOA)	0
Baseline contract value	£15,121.57

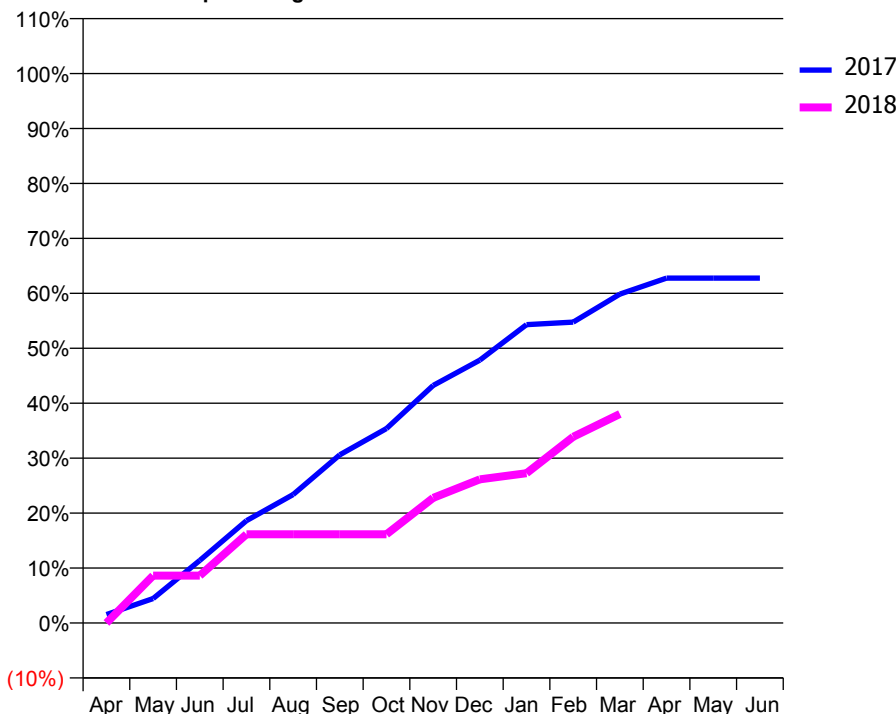
ACCESS*

Patients seen in 24 months	Total	Change since previous quarter
Quarter ending March 2017	236	
Quarter ending June 2017	227	↓
Quarter ending September 2017	214	↓
Quarter ending December 2017	212	→
Quarter ending March 2018	202	↓
Variance since March 2017	(14.4%)	↓



ACTIVITY

Cumulative percentage of contracted UDA delivered 2017 & 2018



Month	Adjusted Scheduled Activity (UDA)	
	2017	2018
April	10	0
May	29	56
June	74	56
July	121	105
August	152	105
September	199	105
October	230	105
November	281	148
December	311	170
January	353	177
February	356	220
March	389	247
April	408	
May	408	
June	408	

QUALITY

	Quantity	Base Number	Contract	AT	Region	England
% of FP17s for the same patient ID Re-attending within 3 months - Children	18	148	12.2%	10.9%	11.6%	11.9%
% of FP17s for the same patient ID Re-attending within 3 months - Adults	1	24	4.2%	14.7%	15.4%	16.0%
% of FP17s for the same patient ID Re-attending between 3 & 9 months - Children	53	148	35.8%	57.2%	59.4%	58.3%
% of FP17s for the same patient ID Re-attending between 3 & 9 months - Adults	4	24	16.7%	48.1%	51.3%	50.3%
% of FP17s for Band 1 Urgent Courses	2	157	1.3%	8.7%	8.0%	9.1%
% of FP17s Relating to Free Repair or Replacements	0	157	0.0%	0.7%	0.8%	0.8%
% of FP17s Relating to Continuations	1	157	0.6%	0.9%	1.0%	1.0%
% of Patients satisfied with the dentistry they have received	0	0	N/A	91.3%	91.7%	91.5%
% of Patients satisfied with the time they had to wait for an appointment	0	0	N/A	86.9%	88.3%	87.9%

* This is based on patients treated on this contract for their most recent course of treatment. Figures in italics indicate the base number of FP17s or Patient Questionnaire responses are less than 100. N/A is shown where the base number of responses is less than 10 during the period. % is calculated as Quantity/Base number*100

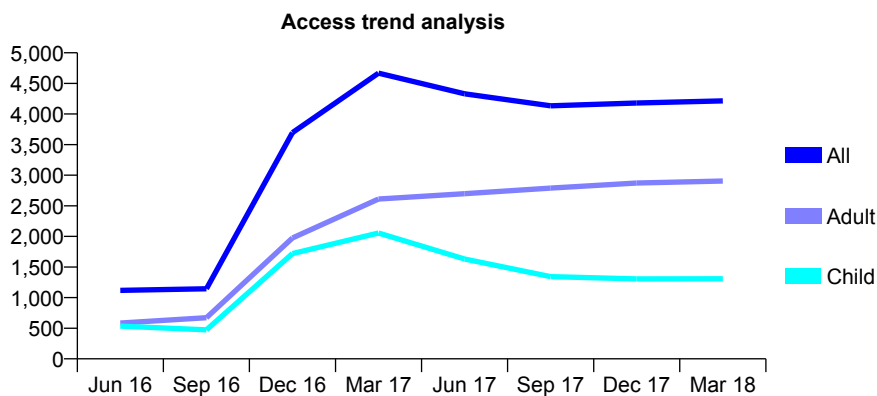
Q58 - Vital Signs At a Glance Contract Report for 333107/0006 - March 2018

Name or company name	MR SS BHANDAL
Contract type name	GDS Contract
Purpose of contract	General
Contract start date	01/01/2015
Contract end date	

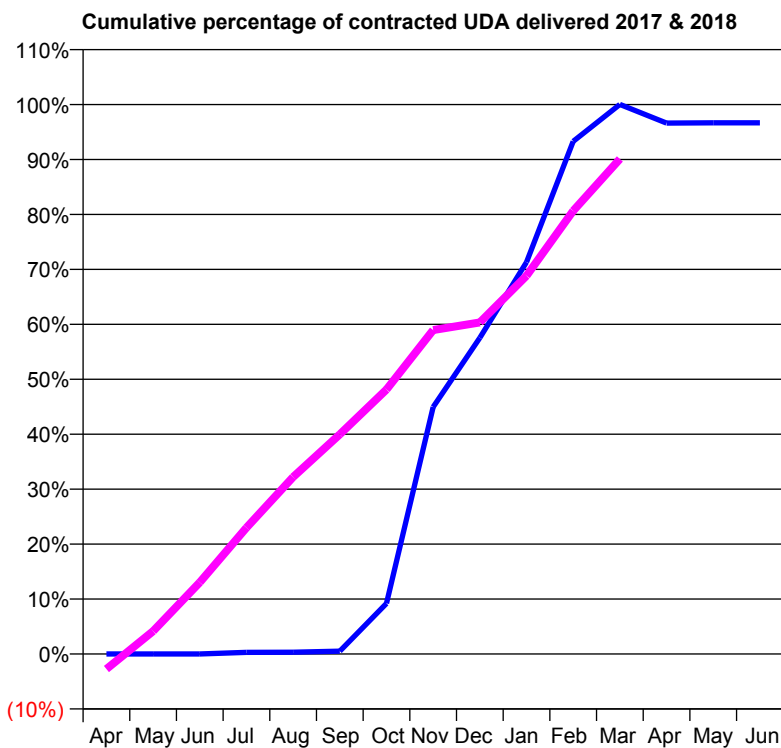
17/18 Contracted general activity (UDA)	11,341
Carry forward general activity (UDA)	700
17/18 Contracted orthodontic activity (UOA)	0
Carry forward orthodontic activity (UOA)	0
Baseline contract value	£318,369.76

ACCESS*

Patients seen in 24 months	Total	Change since previous quarter
Quarter ending March 2017	4,667	
Quarter ending June 2017	4,330	↓
Quarter ending September 2017	4,133	↓
Quarter ending December 2017	4,179	→
Quarter ending March 2018	4,214	→
Variance since March 2017	(9.7%)	↓



ACTIVITY



Month	Adjusted Scheduled Activity (UDA)	
	2017	2018
April	0	-313
May	0	471
June	0	1,480
July	34	2,609
August	38	3,654
September	60	4,533
October	1,045	5,459
November	5,098	6,685
December	6,527	6,843
January	8,087	7,807
February	10,579	9,147
March	11,342	10,217
April	10,956	
May	10,962	
June	10,962	

QUALITY

	Quantity	Base Number	Contract	AT	Region	England
% of FP17s for the same patient ID Re-attending within 3 months - Children	115	1,749	6.6%	10.9%	11.6%	11.9%
% of FP17s for the same patient ID Re-attending within 3 months - Adults	195	3,055	6.4%	14.7%	15.4%	16.0%
% of FP17s for the same patient ID Re-attending between 3 & 9 months - Children	634	1,749	36.2%	57.2%	59.4%	58.3%
% of FP17s for the same patient ID Re-attending between 3 & 9 months - Adults	732	3,055	24.0%	48.1%	51.3%	50.3%
% of FP17s for Band 1 Urgent Courses	261	4,917	5.3%	8.7%	8.0%	9.1%
% of FP17s Relating to Free Repair or Replacements	18	4,917	0.4%	0.7%	0.8%	0.8%
% of FP17s Relating to Continuations	4	4,917	0.1%	0.9%	1.0%	1.0%
% of Patients satisfied with the dentistry they have received	3	4	N/A	91.3%	91.7%	91.5%
% of Patients satisfied with the time they had to wait for an appointment	4	4	N/A	86.9%	88.3%	87.9%

* This is based on patients treated on this contract for their most recent course of treatment. Figures in italics indicate the base number of FP17s or Patient Questionnaire responses are less than 100. N/A is shown where the base number of responses is less than 10 during the period. % is calculated as Quantity/Base number*100

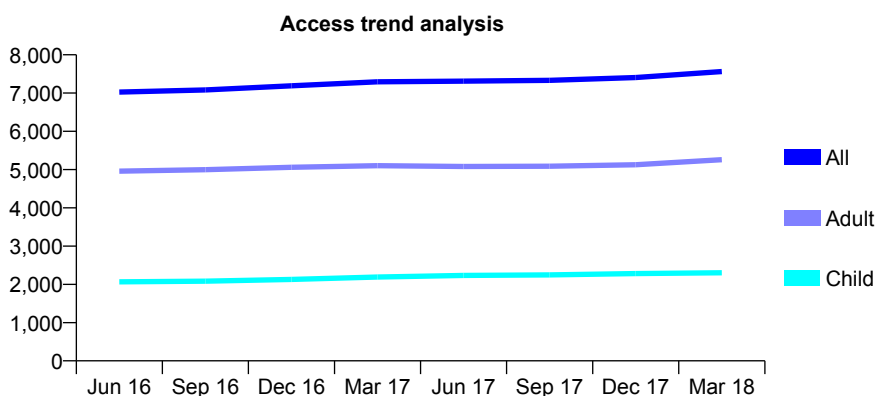
Q58 - Vital Signs At a Glance Contract Report for 333875/0001 - March 2018

Name or company name	MR A SHAH
Contract type name	GDS Contract
Purpose of contract	General
Contract start date	01/04/2006
Contract end date	

17/18 Contracted general activity (UDA)	19,211
Carry forward general activity (UDA)	700
17/18 Contracted orthodontic activity (UOA)	0
Carry forward orthodontic activity (UOA)	0
Baseline contract value	£598,318.61

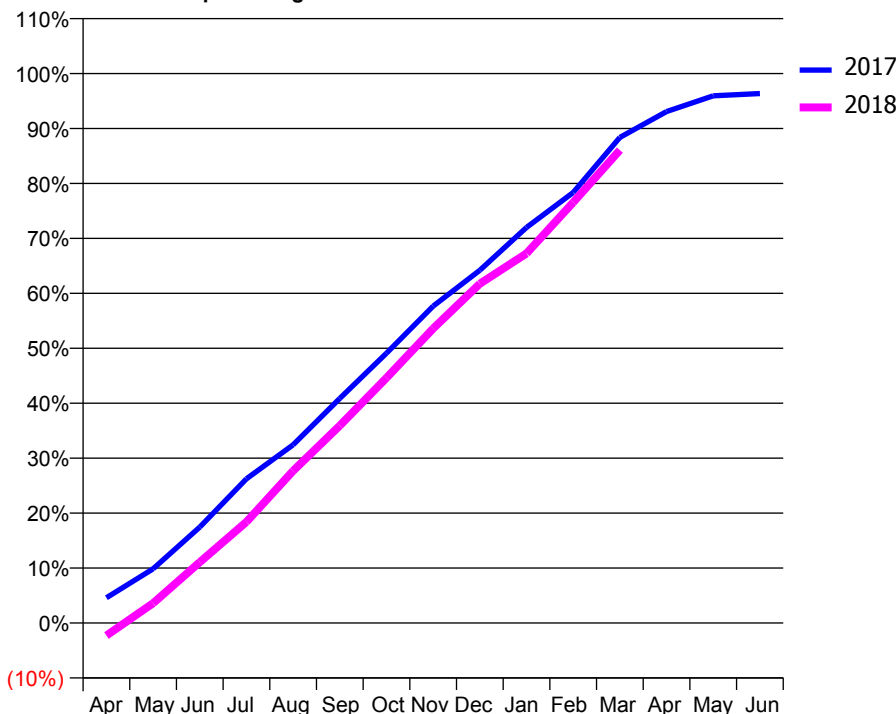
ACCESS*

Patients seen in 24 months	Total	Change since previous quarter
Quarter ending March 2017	7,295	
Quarter ending June 2017	7,312	→
Quarter ending September 2017	7,334	→
Quarter ending December 2017	7,406	→
Quarter ending March 2018	7,562	↑
Variance since March 2017	3.7%	↑



ACTIVITY

Cumulative percentage of contracted UDA delivered 2017 & 2018



Month	Adjusted Scheduled Activity (UDA)	
	2017	2018
April	882	-442
May	1,895	692
June	3,355	2,130
July	5,043	3,534
August	6,231	5,322
September	7,852	6,902
October	9,434	8,573
November	11,077	10,298
December	12,331	11,863
January	13,831	12,920
February	15,050	14,705
March	16,978	16,532
April	17,881	
May	18,432	
June	18,512	

QUALITY

	Quantity	Base Number	Contract	AT	Region	England
% of FP17s for the same patient ID Re-attending within 3 months - Children	231	3,108	7.4%	10.9%	11.6%	11.9%
% of FP17s for the same patient ID Re-attending within 3 months - Adults	1,003	6,233	16.1%	14.7%	15.4%	16.0%
% of FP17s for the same patient ID Re-attending between 3 & 9 months - Children	1,406	3,108	45.2%	57.2%	59.4%	58.3%
% of FP17s for the same patient ID Re-attending between 3 & 9 months - Adults	2,289	6,233	36.7%	48.1%	51.3%	50.3%
% of FP17s for Band 1 Urgent Courses	406	8,220	4.9%	8.7%	8.0%	9.1%
% of FP17s Relating to Free Repair or Replacements	69	8,220	0.8%	0.7%	0.8%	0.8%
% of FP17s Relating to Continuations	304	8,220	3.7%	0.9%	1.0%	1.0%
% of Patients satisfied with the dentistry they have received	3	3	N/A	91.3%	91.7%	91.5%
% of Patients satisfied with the time they had to wait for an appointment	2	3	N/A	86.9%	88.3%	87.9%

* This is based on patients treated on this contract for their most recent course of treatment. Figures in italics indicate the base number of FP17s or Patient Questionnaire responses are less than 100. N/A is shown where the base number of responses is less than 10 during the period. % is calculated as Quantity/Base number*100

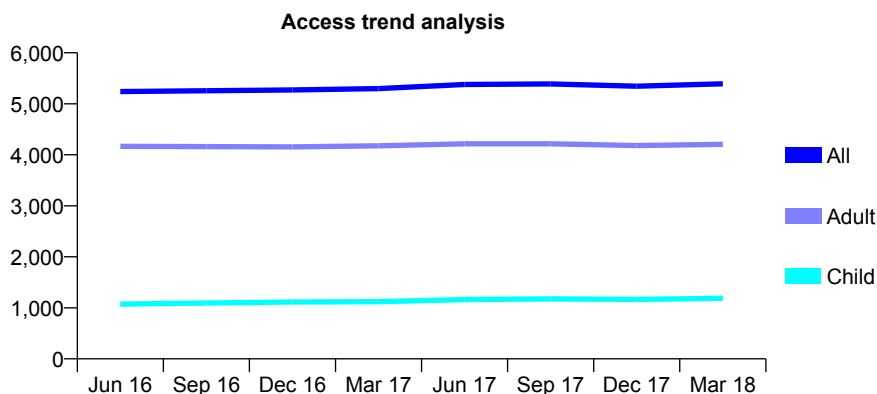
Q58 - Vital Signs At a Glance Contract Report for 335088/0001 - March 2018

Name or company name	Hydean Dental Practice Partnership
Contract type name	GDS Contract
Purpose of contract	General
Contract start date	01/04/2006
Contract end date	

17/18 Contracted general activity (UDA)	16,668
Carry forward general activity (UDA)	-190
17/18 Contracted orthodontic activity (UOA)	0
Carry forward orthodontic activity (UOA)	0
Baseline contract value	£457,792.94

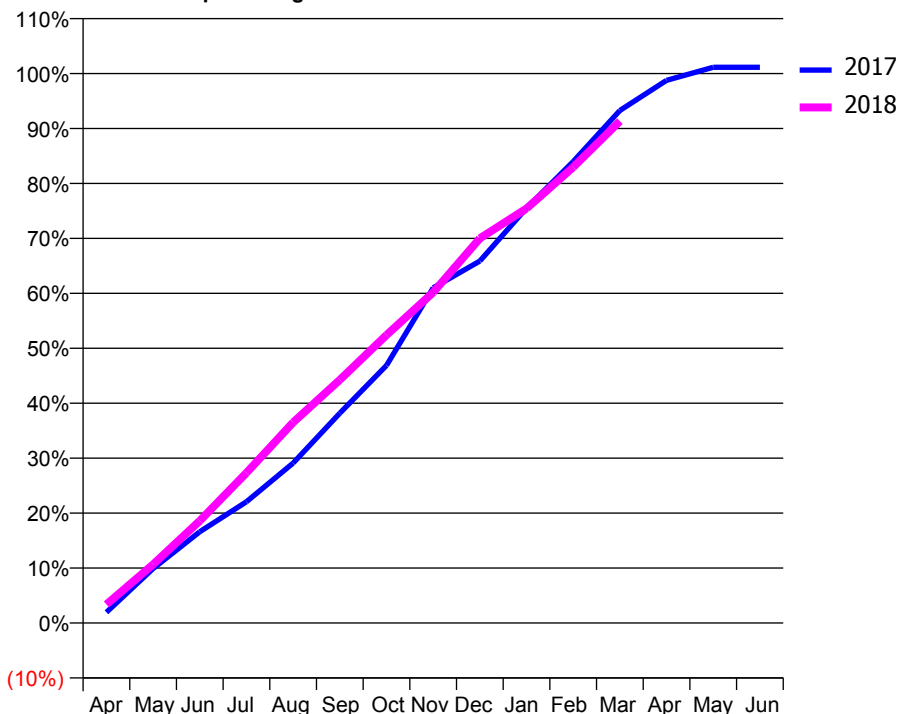
ACCESS*

Patients seen in 24 months	Total	Change since previous quarter
Quarter ending March 2017	5,298	
Quarter ending June 2017	5,379	→
Quarter ending September 2017	5,390	→
Quarter ending December 2017	5,345	→
Quarter ending March 2018	5,393	→
Variance since March 2017	1.8%	→



ACTIVITY

Cumulative percentage of contracted UDA delivered 2017 & 2018



Month	Adjusted Scheduled Activity (UDA)	
	2017	2018
April	328	566
May	1,652	1,776
June	2,770	3,100
July	3,678	4,558
August	4,853	6,087
September	6,366	7,377
October	7,812	8,733
November	10,165	10,030
December	10,981	11,666
January	12,584	12,573
February	13,998	13,826
March	15,548	15,221
April	16,462	
May	16,856	
June	16,858	

QUALITY

	Quantity	Base Number	Contract	AT	Region	England
% of FP17s for the same patient ID Re-attending within 3 months - Children	95	1,556	6.1%	10.9%	11.6%	11.9%
% of FP17s for the same patient ID Re-attending within 3 months - Adults	753	6,228	12.1%	14.7%	15.4%	16.0%
% of FP17s for the same patient ID Re-attending between 3 & 9 months - Children	845	1,556	54.3%	57.2%	59.4%	58.3%
% of FP17s for the same patient ID Re-attending between 3 & 9 months - Adults	3,921	6,228	63.0%	48.1%	51.3%	50.3%
% of FP17s for Band 1 Urgent Courses	393	7,189	5.5%	8.7%	8.0%	9.1%
% of FP17s Relating to Free Repair or Replacements	40	7,189	0.6%	0.7%	0.8%	0.8%
% of FP17s Relating to Continuations	55	7,189	0.8%	0.9%	1.0%	1.0%
% of Patients satisfied with the dentistry they have received	6	6	N/A	91.3%	91.7%	91.5%
% of Patients satisfied with the time they had to wait for an appointment	6	6	N/A	86.9%	88.3%	87.9%

* This is based on patients treated on this contract for their most recent course of treatment. Figures in italics indicate the base number of FP17s or Patient Questionnaire responses are less than 100. N/A is shown where the base number of responses is less than 10 during the period. % is calculated as Quantity/Base number*100

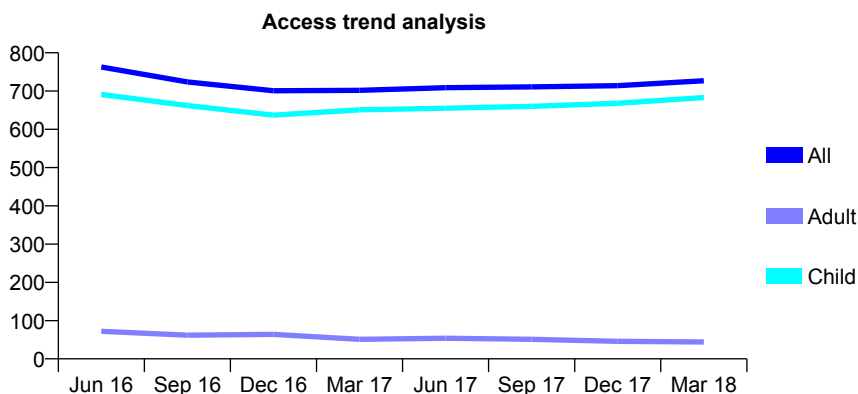
Q58 - Vital Signs At a Glance Contract Report for 335290/0001 - March 2018

Name or company name	MR VA PATEL
Contract type name	GDS Contract
Purpose of contract	General
Contract start date	01/04/2006
Contract end date	

17/18 Contracted general activity (UDA)	1,293
Carry forward general activity (UDA)	0
17/18 Contracted orthodontic activity (UOA)	0
Carry forward orthodontic activity (UOA)	0
Baseline contract value	£35,896.31

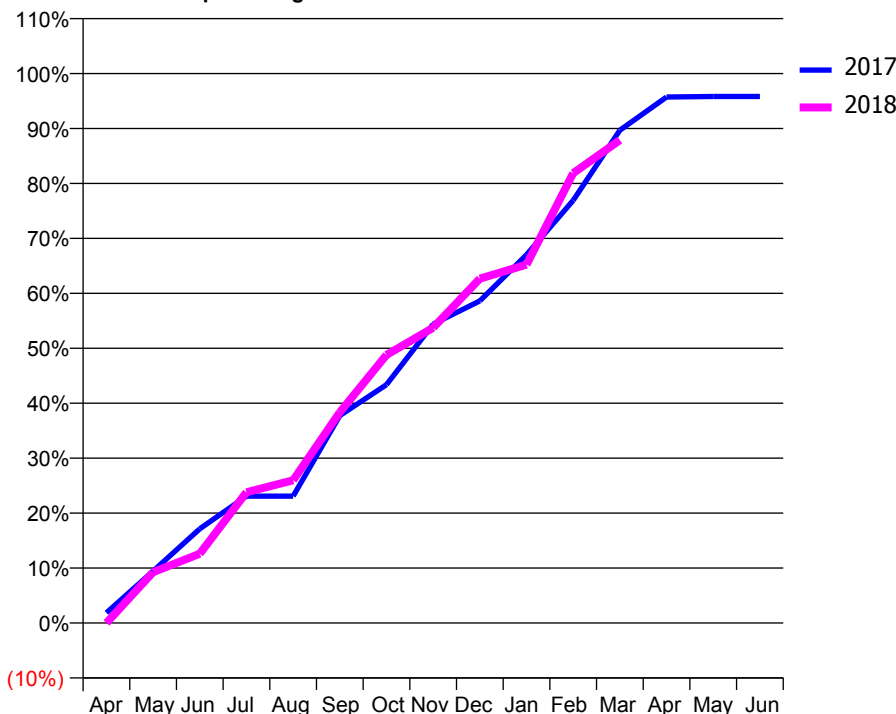
ACCESS*

Patients seen in 24 months	Total	Change since previous quarter
Quarter ending March 2017	702	
Quarter ending June 2017	709	→
Quarter ending September 2017	711	→
Quarter ending December 2017	714	→
Quarter ending March 2018	727	→
Variance since March 2017	3.6%	↑



ACTIVITY

Cumulative percentage of contracted UDA delivered 2017 & 2018



Month	Adjusted Scheduled Activity (UDA)	
	2017	2018
April	24	0
May	122	120
June	222	163
July	298	308
August	298	336
September	488	496
October	561	631
November	703	695
December	758	810
January	867	843
February	995	1,058
March	1,159	1,136
April	1,238	
May	1,239	
June	1,239	

QUALITY

	Quantity	Base Number	Contract	AT	Region	England
% of FP17s for the same patient ID Re-attending within 3 months - Children	51	950	5.4%	10.9%	11.6%	11.9%
% of FP17s for the same patient ID Re-attending within 3 months - Adults	0	0	N/A	14.7%	15.4%	16.0%
% of FP17s for the same patient ID Re-attending between 3 & 9 months - Children	525	950	55.3%	57.2%	59.4%	58.3%
% of FP17s for the same patient ID Re-attending between 3 & 9 months - Adults	0	0	N/A	48.1%	51.3%	50.3%
% of FP17s for Band 1 Urgent Courses	32	891	3.6%	8.7%	8.0%	9.1%
% of FP17s Relating to Free Repair or Replacements	0	891	0.0%	0.7%	0.8%	0.8%
% of FP17s Relating to Continuations	0	891	0.0%	0.9%	1.0%	1.0%
% of Patients satisfied with the dentistry they have received	0	0	N/A	91.3%	91.7%	91.5%
% of Patients satisfied with the time they had to wait for an appointment	0	0	N/A	86.9%	88.3%	87.9%

* This is based on patients treated on this contract for their most recent course of treatment. Figures in italics indicate the base number of FP17s or Patient Questionnaire responses are less than 100. N/A is shown where the base number of responses is less than 10 during the period. % is calculated as Quantity/Base number*100

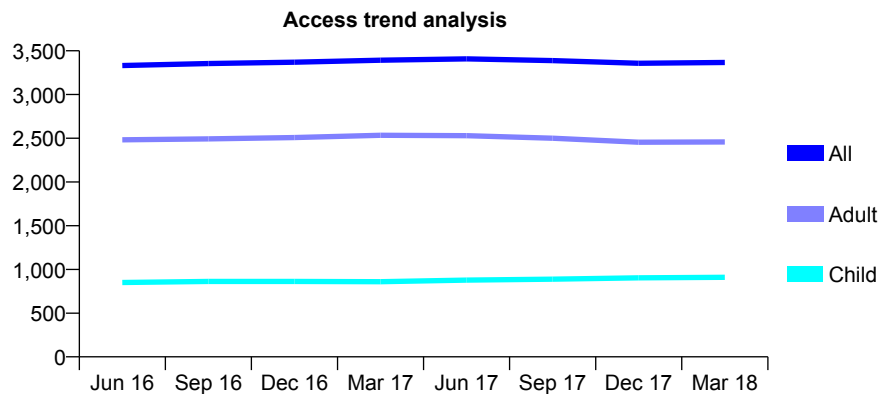
Q58 - Vital Signs At a Glance Contract Report for 339113/0001 - March 2018

Name or company name	MR A BALKHI
Contract type name	GDS Contract
Purpose of contract	General
Contract start date	01/04/2006
Contract end date	

17/18 Contracted general activity (UDA)	7,361
Carry forward general activity (UDA)	19
17/18 Contracted orthodontic activity (UOA)	0
Carry forward orthodontic activity (UOA)	0
Baseline contract value	£215,923.10

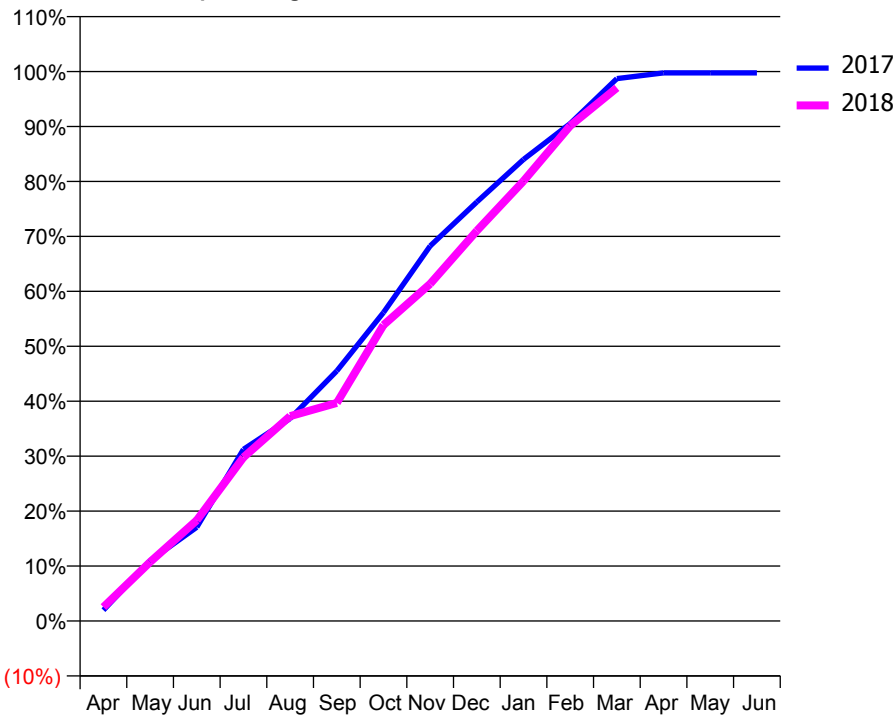
ACCESS*

Patients seen in 24 months	Total	Change since previous quarter
Quarter ending March 2017	3,393	
Quarter ending June 2017	3,407	→
Quarter ending September 2017	3,388	→
Quarter ending December 2017	3,358	→
Quarter ending March 2018	3,367	→
Variance since March 2017	(0.8%)	→



ACTIVITY

Cumulative percentage of contracted UDA delivered 2017 & 2018



Month	Adjusted Scheduled Activity (UDA)	
	2017	2018
April	145	187
May	808	791
June	1,256	1,350
July	2,299	2,192
August	2,712	2,744
September	3,350	2,921
October	4,133	3,964
November	5,023	4,517
December	5,614	5,227
January	6,184	5,894
February	6,663	6,633
March	7,266	7,142
April	7,342	
May	7,342	
June	7,342	

QUALITY

	Quantity	Base Number	Contract	AT	Region	England
% of FP17s for the same patient ID Re-attending within 3 months - Children	30	1,224	2.5%	10.9%	11.6%	11.9%
% of FP17s for the same patient ID Re-attending within 3 months - Adults	47	2,218	2.1%	14.7%	15.4%	16.0%
% of FP17s for the same patient ID Re-attending between 3 & 9 months - Children	804	1,224	65.7%	57.2%	59.4%	58.3%
% of FP17s for the same patient ID Re-attending between 3 & 9 months - Adults	701	2,218	31.6%	48.1%	51.3%	50.3%
% of FP17s for Band 1 Urgent Courses	40	3,403	1.2%	8.7%	8.0%	9.1%
% of FP17s Relating to Free Repair or Replacements	0	3,403	0.0%	0.7%	0.8%	0.8%
% of FP17s Relating to Continuations	5	3,403	0.1%	0.9%	1.0%	1.0%
% of Patients satisfied with the dentistry they have received	5	5	N/A	91.3%	91.7%	91.5%
% of Patients satisfied with the time they had to wait for an appointment	5	5	N/A	86.9%	88.3%	87.9%

* This is based on patients treated on this contract for their most recent course of treatment. Figures in italics indicate the base number of FP17s or Patient Questionnaire responses are less than 100. N/A is shown where the base number of responses is less than 10 during the period. % is calculated as Quantity/Base number*100

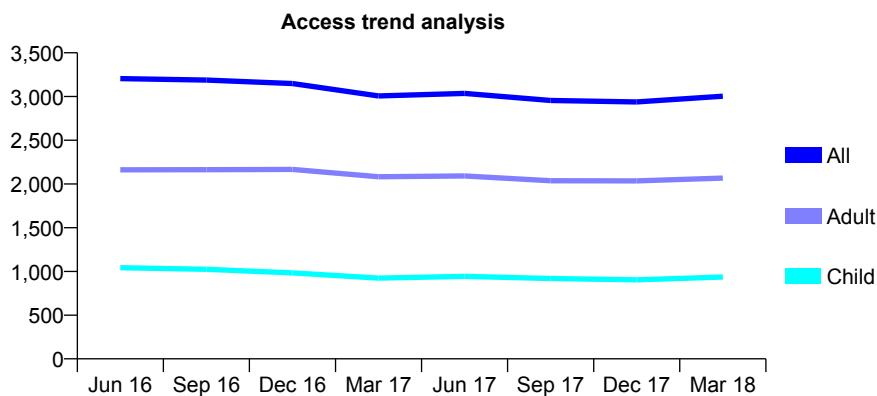
Q58 - Vital Signs At a Glance Contract Report for 341088/0001 - March 2018

Name or company name	MR A ZAKHARIA
Contract type name	GDS Contract
Purpose of contract	General
Contract start date	01/04/2012
Contract end date	

17/18 Contracted general activity (UDA)	8,322
Carry forward general activity (UDA)	223
17/18 Contracted orthodontic activity (UOA)	0
Carry forward orthodontic activity (UOA)	0
Baseline contract value	£221,273.09

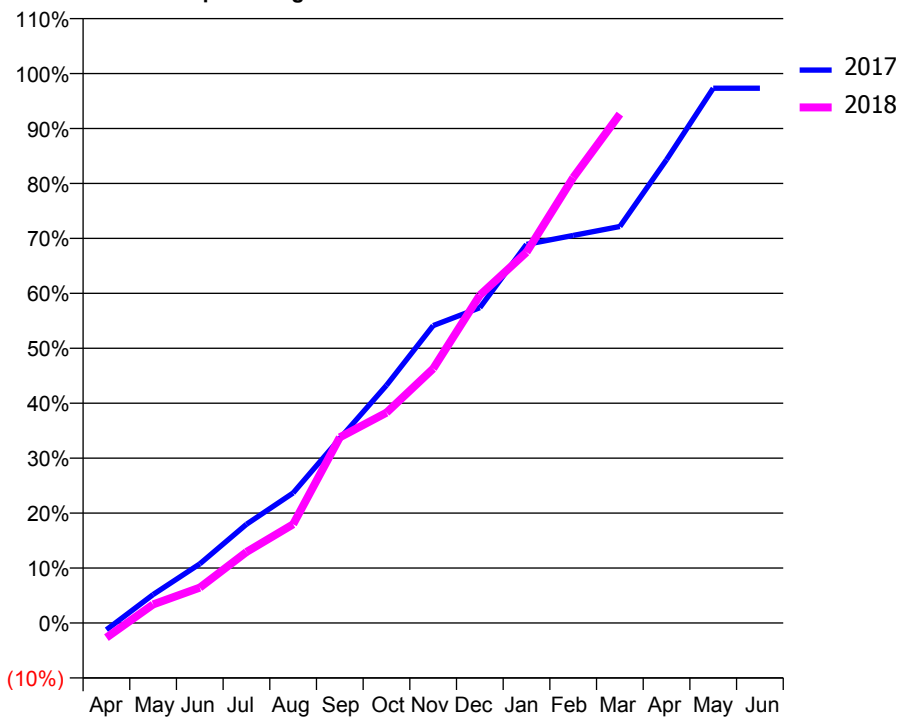
ACCESS*

Patients seen in 24 months	Total	Change since previous quarter
Quarter ending March 2017	3,007	
Quarter ending June 2017	3,036	→
Quarter ending September 2017	2,955	↓
Quarter ending December 2017	2,938	→
Quarter ending March 2018	3,003	↑
Variance since March 2017	(0.1%)	→



ACTIVITY

Cumulative percentage of contracted UDA delivered 2017 & 2018



Month	Adjusted Scheduled Activity (UDA)	
	2017	2018
April	-103	-223
May	432	281
June	896	535
July	1,495	1,076
August	1,969	1,496
September	2,794	2,812
October	3,600	3,186
November	4,504	3,852
December	4,776	4,965
January	5,734	5,615
February	5,869	6,745
March	6,005	7,706
April	7,017	
May	8,099	
June	8,099	

QUALITY

	Quantity	Base Number	Contract	AT	Region	England
% of FP17s for the same patient ID Re-attending within 3 months - Children	89	1,732	5.1%	10.9%	11.6%	11.9%
% of FP17s for the same patient ID Re-attending within 3 months - Adults	354	3,262	10.9%	14.7%	15.4%	16.0%
% of FP17s for the same patient ID Re-attending between 3 & 9 months - Children	1,153	1,732	66.6%	57.2%	59.4%	58.3%
% of FP17s for the same patient ID Re-attending between 3 & 9 months - Adults	2,147	3,262	65.8%	48.1%	51.3%	50.3%
% of FP17s for Band 1 Urgent Courses	178	4,084	4.4%	8.7%	8.0%	9.1%
% of FP17s Relating to Free Repair or Replacements	10	4,084	0.2%	0.7%	0.8%	0.8%
% of FP17s Relating to Continuations	1	4,084	0.0%	0.9%	1.0%	1.0%
% of Patients satisfied with the dentistry they have received	7	8	N/A	91.3%	91.7%	91.5%
% of Patients satisfied with the time they had to wait for an appointment	5	8	N/A	86.9%	88.3%	87.9%

* This is based on patients treated on this contract for their most recent course of treatment. Figures in italics indicate the base number of FP17s or Patient Questionnaire responses are less than 100. N/A is shown where the base number of responses is less than 10 during the period. % is calculated as Quantity/Base number*100

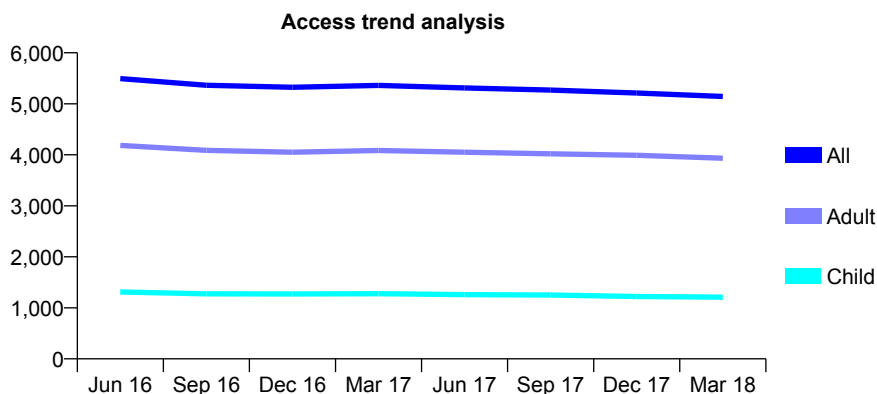
Q58 - Vital Signs At a Glance Contract Report for 341576/0002 - March 2018

Name or company name	MR J NASSERI TAHERI
Contract type name	GDS Contract
Purpose of contract	General
Contract start date	01/04/2008
Contract end date	

17/18 Contracted general activity (UDA)	18,364
Carry forward general activity (UDA)	573
17/18 Contracted orthodontic activity (UOA)	0
Carry forward orthodontic activity (UOA)	0
Baseline contract value	£433,489.42

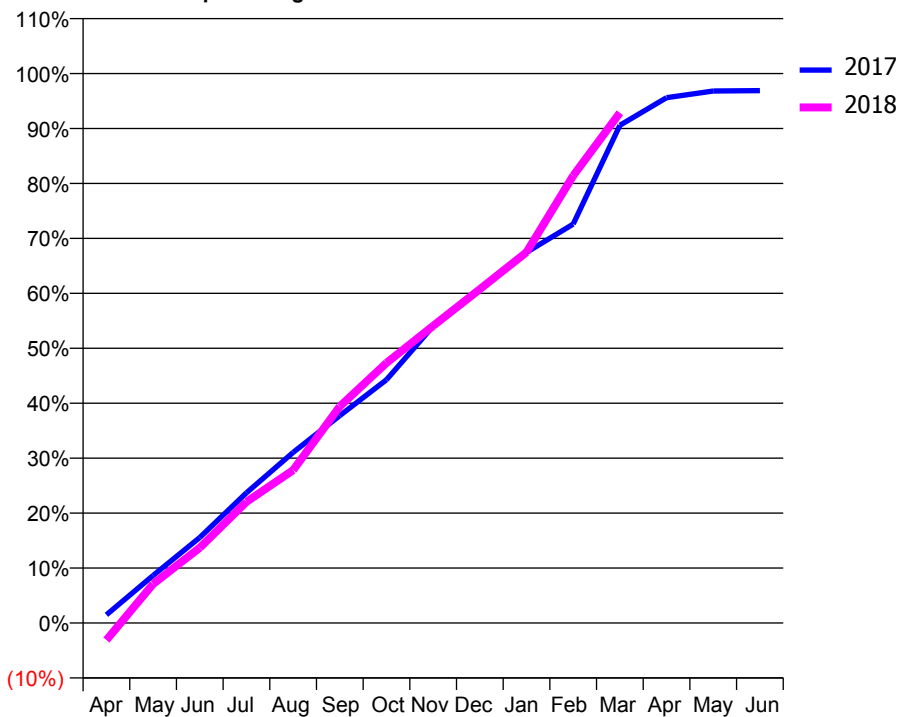
ACCESS*

Patients seen in 24 months	Total	Change since previous quarter
Quarter ending March 2017	5,361	
Quarter ending June 2017	5,310	→
Quarter ending September 2017	5,270	→
Quarter ending December 2017	5,212	↓
Quarter ending March 2018	5,143	↓
Variance since March 2017	(4.1%)	↓



ACTIVITY

Cumulative percentage of contracted UDA delivered 2017 & 2018



Month	Adjusted Scheduled Activity (UDA)	
	2017	2018
April	274	-573
May	1,588	1,305
June	2,860	2,515
July	4,352	4,051
August	5,702	5,111
September	6,930	7,241
October	8,132	8,692
November	9,922	9,932
December	11,153	11,155
January	12,387	12,392
February	13,332	14,949
March	16,632	17,053
April	17,555	
May	17,780	
June	17,792	

QUALITY

	Quantity	Base Number	Contract	AT	Region	England
% of FP17s for the same patient ID Re-attending within 3 months - Children	127	1,699	7.5%	10.9%	11.6%	11.9%
% of FP17s for the same patient ID Re-attending within 3 months - Adults	657	5,018	13.1%	14.7%	15.4%	16.0%
% of FP17s for the same patient ID Re-attending between 3 & 9 months - Children	947	1,699	55.7%	57.2%	59.4%	58.3%
% of FP17s for the same patient ID Re-attending between 3 & 9 months - Adults	2,504	5,018	49.9%	48.1%	51.3%	50.3%
% of FP17s for Band 1 Urgent Courses	576	6,376	9.0%	8.7%	8.0%	9.1%
% of FP17s Relating to Free Repair or Replacements	104	6,376	1.6%	0.7%	0.8%	0.8%
% of FP17s Relating to Continuations	72	6,376	1.1%	0.9%	1.0%	1.0%
% of Patients satisfied with the dentistry they have received	7	8	N/A	91.3%	91.7%	91.5%
% of Patients satisfied with the time they had to wait for an appointment	7	8	N/A	86.9%	88.3%	87.9%

* This is based on patients treated on this contract for their most recent course of treatment. Figures in italics indicate the base number of FP17s or Patient Questionnaire responses are less than 100. N/A is shown where the base number of responses is less than 10 during the period. % is calculated as Quantity/Base number*100

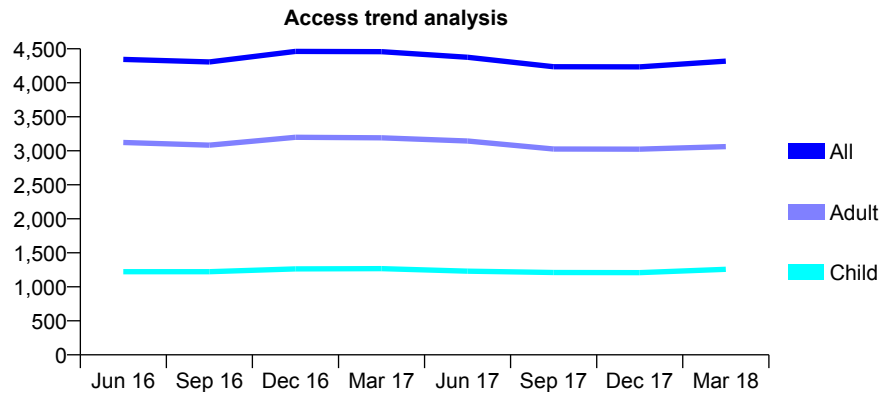
Q58 - Vital Signs At a Glance Contract Report for 341975/0001 - March 2018

Name or company name	MRS R ARUN
Contract type name	GDS Contract
Purpose of contract	General
Contract start date	01/04/2006
Contract end date	

17/18 Contracted general activity (UDA)	9,748
Carry forward general activity (UDA)	-188
17/18 Contracted orthodontic activity (UOA)	0
Carry forward orthodontic activity (UOA)	0
Baseline contract value	£209,384.01

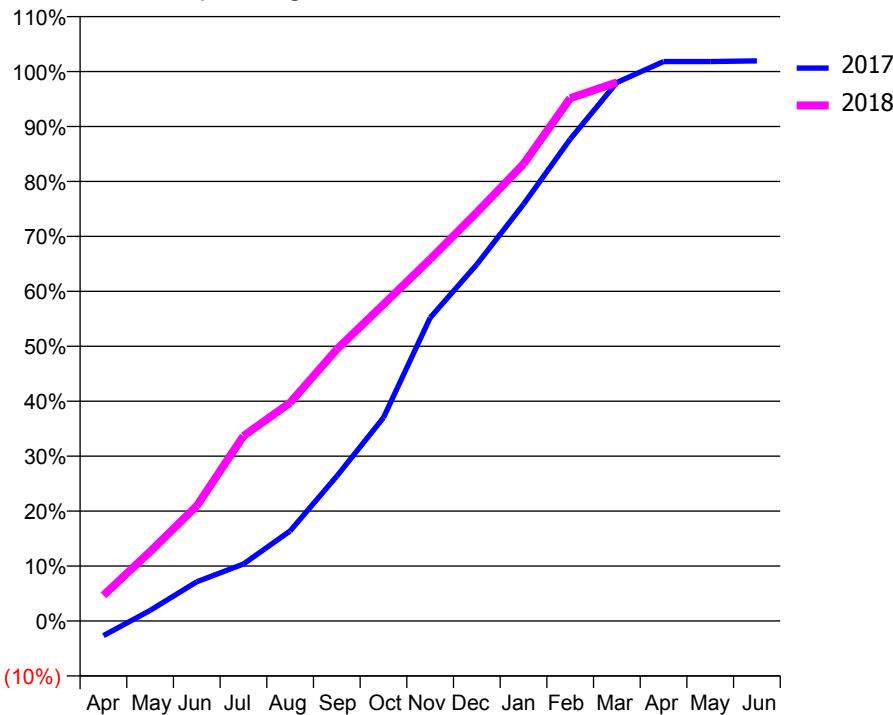
ACCESS*

Patients seen in 24 months	Total	Change since previous quarter
Quarter ending March 2017	4,458	
Quarter ending June 2017	4,375	↓
Quarter ending September 2017	4,236	↓
Quarter ending December 2017	4,234	→
Quarter ending March 2018	4,319	↑
Variance since March 2017	(3.1%)	↓



ACTIVITY

Cumulative percentage of contracted UDA delivered 2017 & 2018



Month	Adjusted Scheduled Activity (UDA)	
	2017	2018
April	-262	455
May	189	1,230
June	697	2,042
July	1,012	3,281
August	1,598	3,873
September	2,570	4,820
October	3,609	5,617
November	5,380	6,420
December	6,326	7,250
January	7,394	8,107
February	8,548	9,275
March	9,552	9,556
April	9,925	
May	9,925	
June	9,937	

QUALITY

	Quantity	Base Number	Contract	AT	Region	England
% of FP17s for the same patient ID Re-attending within 3 months - Children	43	1,300	3.3%	10.9%	11.6%	11.9%
% of FP17s for the same patient ID Re-attending within 3 months - Adults	255	2,697	9.5%	14.7%	15.4%	16.0%
% of FP17s for the same patient ID Re-attending between 3 & 9 months - Children	511	1,300	39.3%	57.2%	59.4%	58.3%
% of FP17s for the same patient ID Re-attending between 3 & 9 months - Adults	716	2,697	26.5%	48.1%	51.3%	50.3%
% of FP17s for Band 1 Urgent Courses	229	3,869	5.9%	8.7%	8.0%	9.1%
% of FP17s Relating to Free Repair or Replacements	21	3,869	0.5%	0.7%	0.8%	0.8%
% of FP17s Relating to Continuations	13	3,869	0.3%	0.9%	1.0%	1.0%
% of Patients satisfied with the dentistry they have received	1	1	N/A	91.3%	91.7%	91.5%
% of Patients satisfied with the time they had to wait for an appointment	0	1	N/A	86.9%	88.3%	87.9%

* This is based on patients treated on this contract for their most recent course of treatment. Figures in italics indicate the base number of FP17s or Patient Questionnaire responses are less than 100. N/A is shown where the base number of responses is less than 10 during the period. % is calculated as Quantity/Base number*100

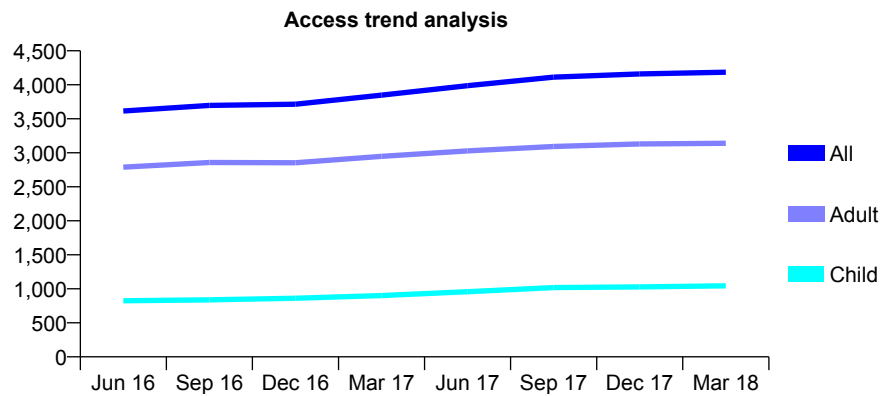
Q58 - Vital Signs At a Glance Contract Report for 342432/0001 - March 2018

Name or company name	MS RK GILL
Contract type name	GDS Contract
Purpose of contract	General
Contract start date	01/04/2006
Contract end date	

17/18 Contracted general activity (UDA)	9,141
Carry forward general activity (UDA)	-131
17/18 Contracted orthodontic activity (UOA)	0
Carry forward orthodontic activity (UOA)	0
Baseline contract value	£181,283.31

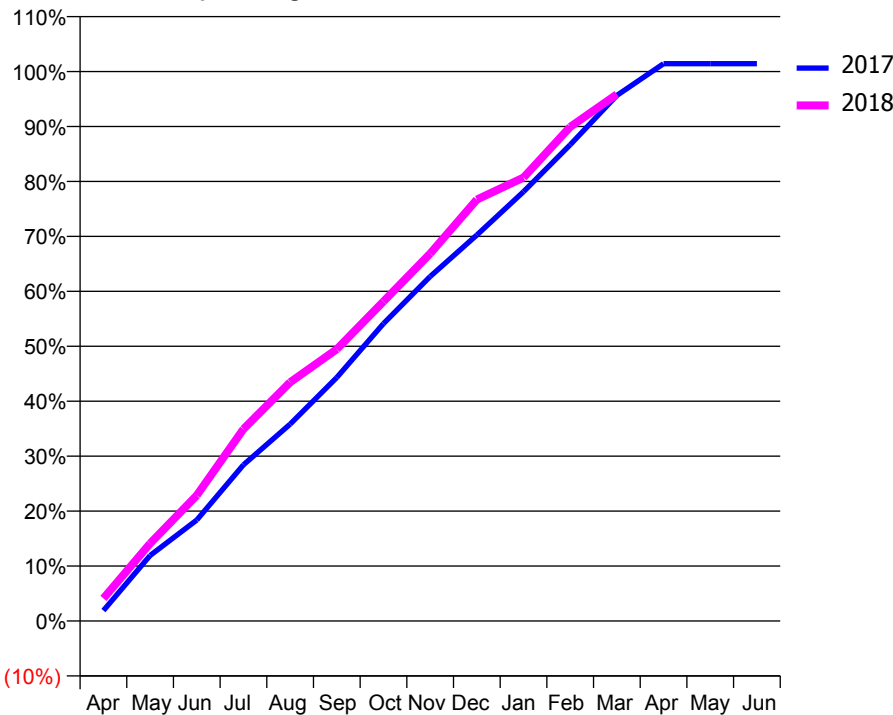
ACCESS*

Patients seen in 24 months	Total	Change since previous quarter
Quarter ending March 2017	3,849	
Quarter ending June 2017	3,987	↑
Quarter ending September 2017	4,112	↑
Quarter ending December 2017	4,160	→
Quarter ending March 2018	4,185	→
Variance since March 2017	8.7%	↑



ACTIVITY

Cumulative percentage of contracted UDA delivered 2017 & 2018



Month	Adjusted Scheduled Activity (UDA)	
	2017	2018
April	174	376
May	1,091	1,289
June	1,680	2,090
July	2,598	3,193
August	3,274	3,971
September	4,051	4,522
October	4,947	5,316
November	5,732	6,113
December	6,421	7,011
January	7,142	7,377
February	7,923	8,220
March	8,744	8,762
April	9,271	
May	9,271	
June	9,271	

QUALITY

	Quantity	Base Number	Contract	AT	Region	England
% of FP17s for the same patient ID Re-attending within 3 months - Children	51	1,250	4.1%	10.9%	11.6%	11.9%
% of FP17s for the same patient ID Re-attending within 3 months - Adults	320	3,551	9.0%	14.7%	15.4%	16.0%
% of FP17s for the same patient ID Re-attending between 3 & 9 months - Children	557	1,250	44.6%	57.2%	59.4%	58.3%
% of FP17s for the same patient ID Re-attending between 3 & 9 months - Adults	1,553	3,551	43.7%	48.1%	51.3%	50.3%
% of FP17s for Band 1 Urgent Courses	218	4,508	4.8%	8.7%	8.0%	9.1%
% of FP17s Relating to Free Repair or Replacements	35	4,508	0.8%	0.7%	0.8%	0.8%
% of FP17s Relating to Continuations	20	4,508	0.4%	0.9%	1.0%	1.0%
% of Patients satisfied with the dentistry they have received	5	5	N/A	91.3%	91.7%	91.5%
% of Patients satisfied with the time they had to wait for an appointment	4	5	N/A	86.9%	88.3%	87.9%

* This is based on patients treated on this contract for their most recent course of treatment. Figures in italics indicate the base number of FP17s or Patient Questionnaire responses are less than 100. N/A is shown where the base number of responses is less than 10 during the period. % is calculated as Quantity/Base number*100

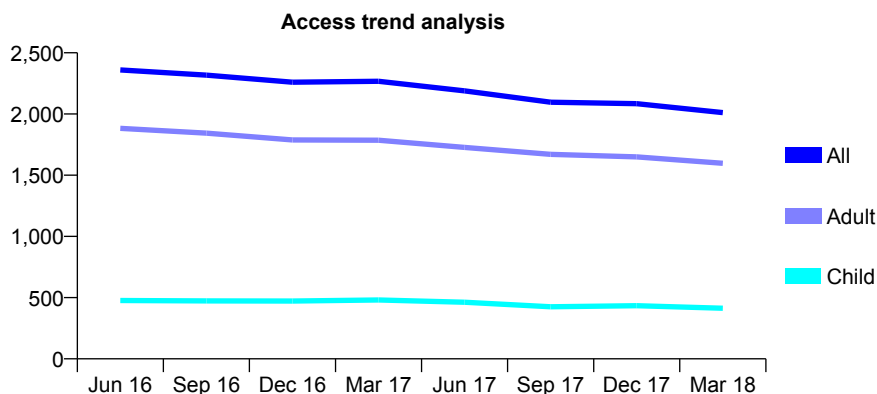
Q58 - Vital Signs At a Glance Contract Report for 343633/0001 - March 2018

Name or company name	MISS S AMPAH
Contract type name	GDS Contract
Purpose of contract	General
Contract start date	01/04/2006
Contract end date	

17/18 Contracted general activity (UDA)	6,500
Carry forward general activity (UDA)	173
17/18 Contracted orthodontic activity (UOA)	0
Carry forward orthodontic activity (UOA)	0
Baseline contract value	£181,797.65

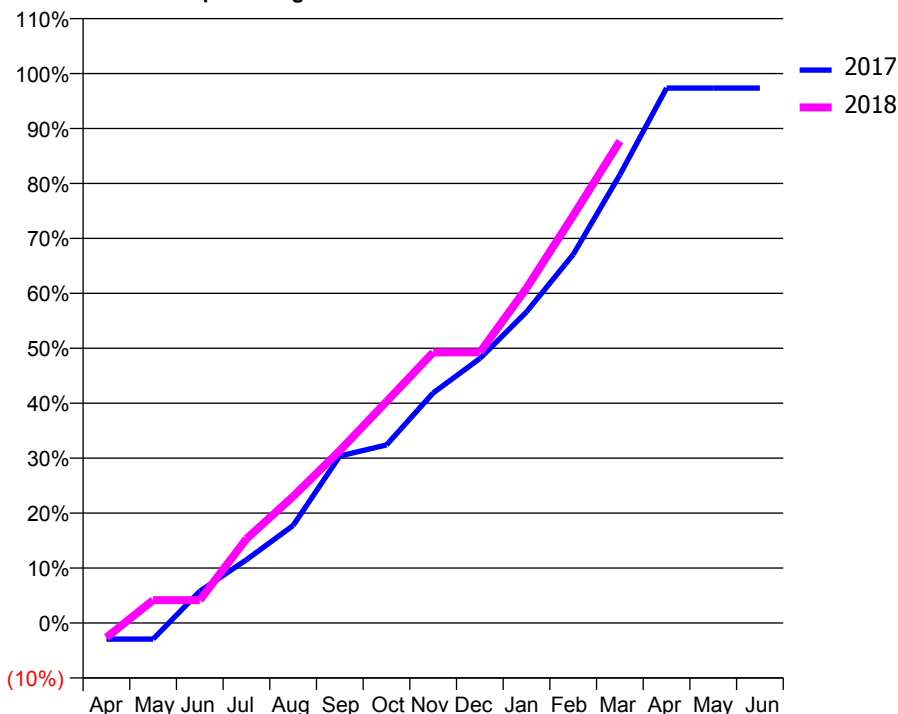
ACCESS*

Patients seen in 24 months	Total	Change since previous quarter
Quarter ending March 2017	2,267	
Quarter ending June 2017	2,189	↓
Quarter ending September 2017	2,096	↓
Quarter ending December 2017	2,084	→
Quarter ending March 2018	2,011	↓
Variance since March 2017	(11.3%)	↓



ACTIVITY

Cumulative percentage of contracted UDA delivered 2017 & 2018



Adjusted Scheduled Activity (UDA)

Month	2017	2018
April	-192	-173
May	-192	271
June	376	271
July	748	996
August	1,155	1,497
September	1,976	2,041
October	2,107	2,619
November	2,721	3,201
December	3,129	3,201
January	3,681	3,961
February	4,359	4,820
March	5,302	5,700
April	6,327	
May	6,327	
June	6,327	

QUALITY

	Quantity	Base Number	Contract	AT	Region	England
% of FP17s for the same patient ID Re-attending within 3 months - Children	30	457	6.6%	10.9%	11.6%	11.9%
% of FP17s for the same patient ID Re-attending within 3 months - Adults	198	1,939	10.2%	14.7%	15.4%	16.0%
% of FP17s for the same patient ID Re-attending between 3 & 9 months - Children	162	457	35.4%	57.2%	59.4%	58.3%
% of FP17s for the same patient ID Re-attending between 3 & 9 months - Adults	989	1,939	51.0%	48.1%	51.3%	50.3%
% of FP17s for Band 1 Urgent Courses	56	2,152	2.6%	8.7%	8.0%	9.1%
% of FP17s Relating to Free Repair or Replacements	0	2,152	0.0%	0.7%	0.8%	0.8%
% of FP17s Relating to Continuations	54	2,152	2.5%	0.9%	1.0%	1.0%
% of Patients satisfied with the dentistry they have received	0	0	N/A	91.3%	91.7%	91.5%
% of Patients satisfied with the time they had to wait for an appointment	0	0	N/A	86.9%	88.3%	87.9%

* This is based on patients treated on this contract for their most recent course of treatment. Figures in italics indicate the base number of FP17s or Patient Questionnaire responses are less than 100. N/A is shown where the base number of responses is less than 10 during the period. % is calculated as Quantity/Base number*100

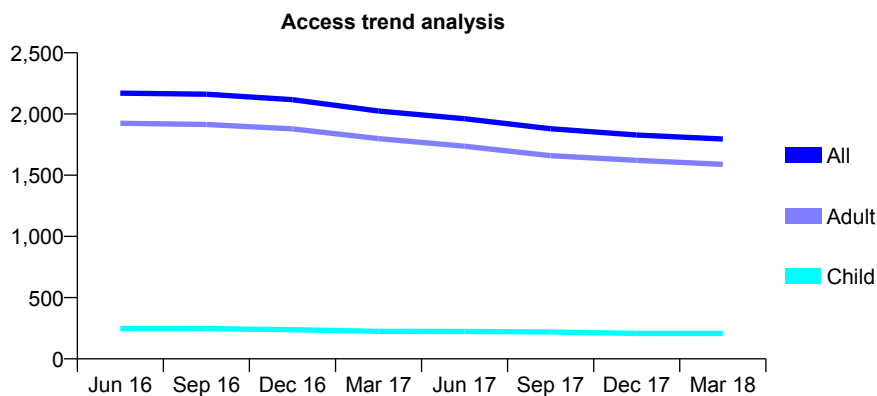
Q58 - Vital Signs At a Glance Contract Report for 343633/0003 - March 2018

Name or company name	MISS S AMPAH
Contract type name	GDS Contract
Purpose of contract	General
Contract start date	21/02/2014
Contract end date	

17/18 Contracted general activity (UDA)	6,505
Carry forward general activity (UDA)	155
17/18 Contracted orthodontic activity (UOA)	0
Carry forward orthodontic activity (UOA)	0
Baseline contract value	£158,629.88

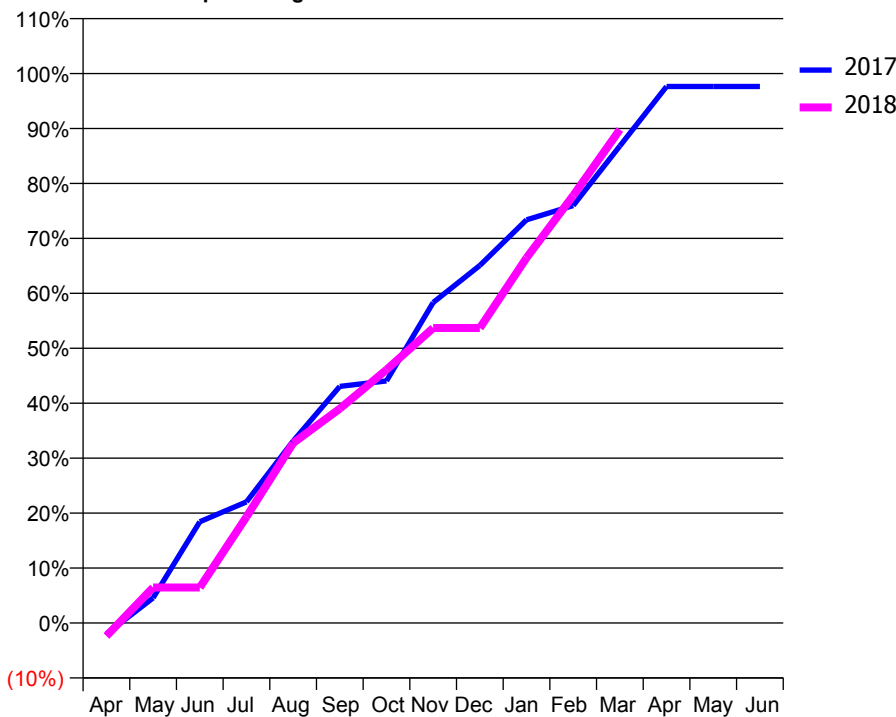
ACCESS*

Patients seen in 24 months	Total	Change since previous quarter
Quarter ending March 2017	2,024	
Quarter ending June 2017	1,961	↓
Quarter ending September 2017	1,880	↓
Quarter ending December 2017	1,828	↓
Quarter ending March 2018	1,796	↓
Variance since March 2017	(11.3%)	↓



ACTIVITY

Cumulative percentage of contracted UDA delivered 2017 & 2018



Month	Adjusted Scheduled Activity (UDA)	
	2017	2018
April	-131	-155
May	298	421
June	1,198	421
July	1,433	1,258
August	2,155	2,131
September	2,802	2,537
October	2,866	2,999
November	3,794	3,492
December	4,232	3,492
January	4,773	4,323
February	4,941	5,060
March	5,648	5,841
April	6,351	
May	6,351	
June	6,351	

QUALITY

	Quantity	Base Number	Contract	AT	Region	England
% of FP17s for the same patient ID Re-attending within 3 months - Children	18	232	7.8%	10.9%	11.6%	11.9%
% of FP17s for the same patient ID Re-attending within 3 months - Adults	409	2,360	17.3%	14.7%	15.4%	16.0%
% of FP17s for the same patient ID Re-attending between 3 & 9 months - Children	30	232	12.9%	57.2%	59.4%	58.3%
% of FP17s for the same patient ID Re-attending between 3 & 9 months - Adults	995	2,360	42.2%	48.1%	51.3%	50.3%
% of FP17s for Band 1 Urgent Courses	204	2,363	8.6%	8.7%	8.0%	9.1%
% of FP17s Relating to Free Repair or Replacements	2	2,363	0.1%	0.7%	0.8%	0.8%
% of FP17s Relating to Continuations	69	2,363	2.9%	0.9%	1.0%	1.0%
% of Patients satisfied with the dentistry they have received	3	3	N/A	91.3%	91.7%	91.5%
% of Patients satisfied with the time they had to wait for an appointment	3	3	N/A	86.9%	88.3%	87.9%

* This is based on patients treated on this contract for their most recent course of treatment. Figures in italics indicate the base number of FP17s or Patient Questionnaire responses are less than 100. N/A is shown where the base number of responses is less than 10 during the period. % is calculated as Quantity/Base number*100

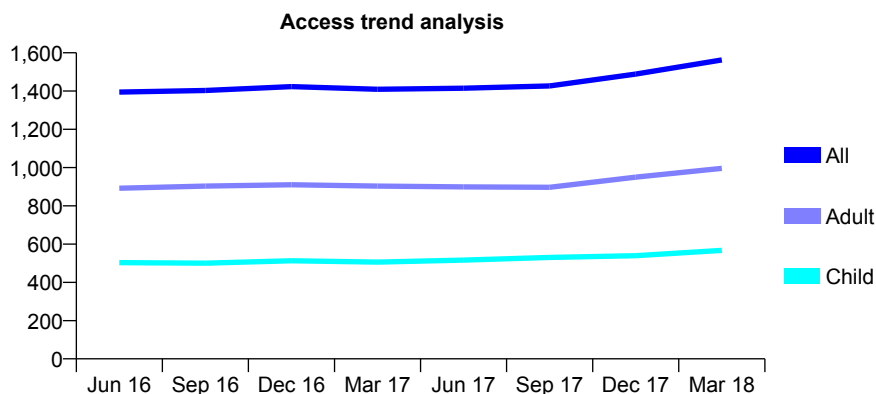
Q58 - Vital Signs At a Glance Contract Report for 344508/0001 - March 2018

Name or company name	MR SM AARON
Contract type name	GDS Contract
Purpose of contract	General
Contract start date	31/07/2006
Contract end date	

17/18 Contracted general activity (UDA)	3,901
Carry forward general activity (UDA)	106
17/18 Contracted orthodontic activity (UOA)	0
Carry forward orthodontic activity (UOA)	0
Baseline contract value	£102,980.10

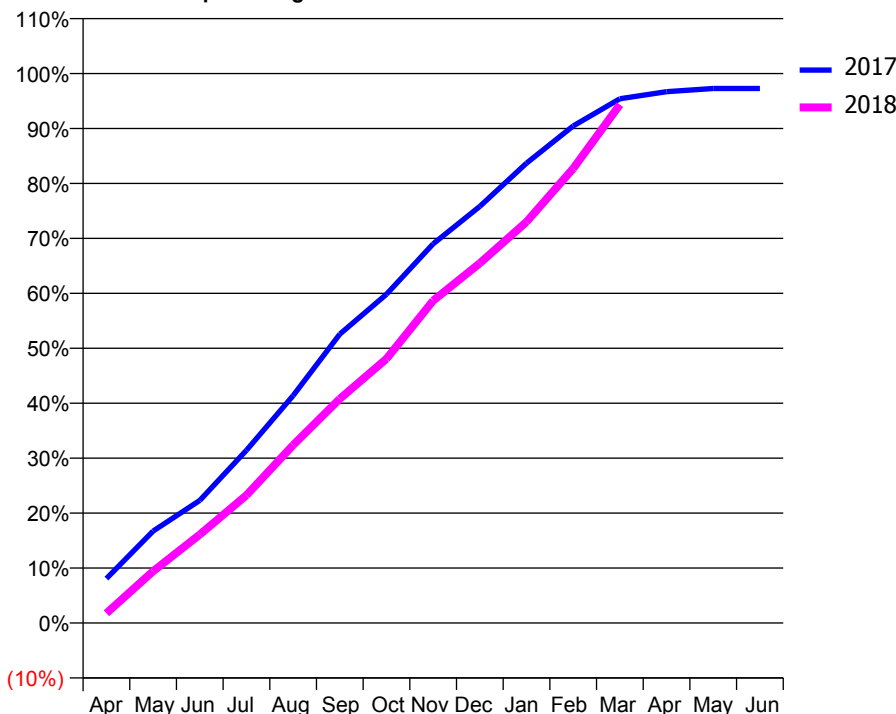
ACCESS*

Patients seen in 24 months	Total	Change since previous quarter
Quarter ending March 2017	1,409	
Quarter ending June 2017	1,415	→
Quarter ending September 2017	1,427	→
Quarter ending December 2017	1,489	↑
Quarter ending March 2018	1,563	↑
Variance since March 2017	10.9%	↑



ACTIVITY

Cumulative percentage of contracted UDA delivered 2017 & 2018



Adjusted Scheduled Activity (UDA)

Month	2017	2018
April	315	69
May	653	368
June	870	628
July	1,226	908
August	1,614	1,263
September	2,051	1,592
October	2,334	1,876
November	2,692	2,289
December	2,957	2,554
January	3,265	2,848
February	3,529	3,227
March	3,722	3,680
April	3,772	
May	3,794	
June	3,794	

QUALITY

	Quantity	Base Number	Contract	AT	Region	England
% of FP17s for the same patient ID Re-attending within 3 months - Children	54	864	6.3%	10.9%	11.6%	11.9%
% of FP17s for the same patient ID Re-attending within 3 months - Adults	155	1,210	12.8%	14.7%	15.4%	16.0%
% of FP17s for the same patient ID Re-attending between 3 & 9 months - Children	527	864	61.0%	57.2%	59.4%	58.3%
% of FP17s for the same patient ID Re-attending between 3 & 9 months - Adults	586	1,210	48.4%	48.1%	51.3%	50.3%
% of FP17s for Band 1 Urgent Courses	156	2,021	7.7%	8.7%	8.0%	9.1%
% of FP17s Relating to Free Repair or Replacements	5	2,021	0.2%	0.7%	0.8%	0.8%
% of FP17s Relating to Continuations	3	2,021	0.1%	0.9%	1.0%	1.0%
% of Patients satisfied with the dentistry they have received	3	4	N/A	91.3%	91.7%	91.5%
% of Patients satisfied with the time they had to wait for an appointment	3	4	N/A	86.9%	88.3%	87.9%

* This is based on patients treated on this contract for their most recent course of treatment. Figures in italics indicate the base number of FP17s or Patient Questionnaire responses are less than 100. N/A is shown where the base number of responses is less than 10 during the period. % is calculated as Quantity/Base number*100

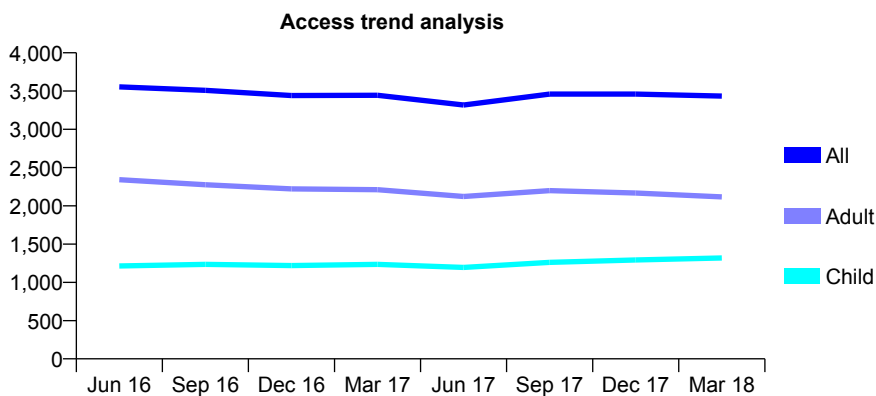
Q58 - Vital Signs At a Glance Contract Report for 345253/0001 - March 2018

Name or company name	MR O OLUSANYA
Contract type name	GDS Contract
Purpose of contract	General
Contract start date	01/04/2006
Contract end date	

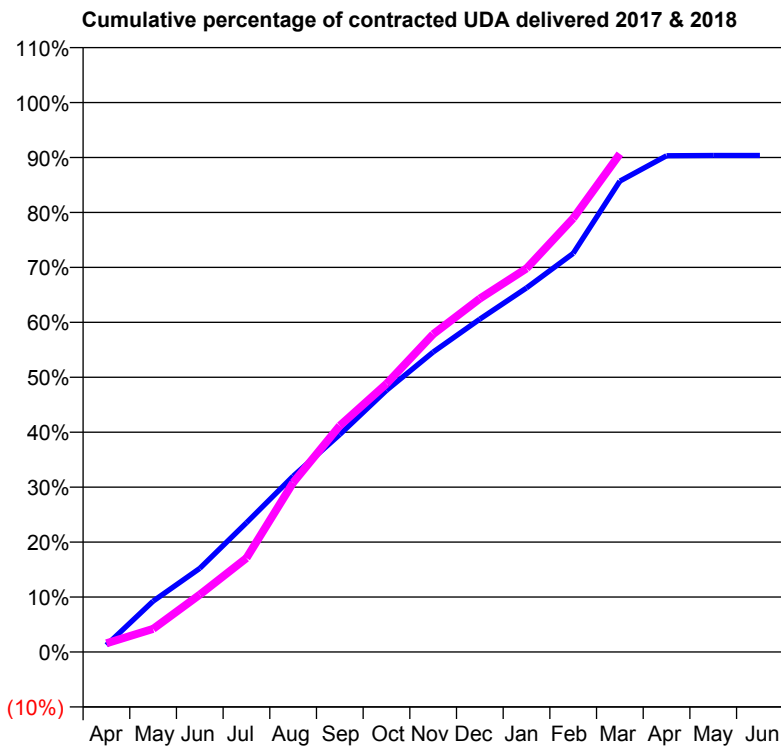
17/18 Contracted general activity (UDA)	9,083
Carry forward general activity (UDA)	0
17/18 Contracted orthodontic activity (UOA)	0
Carry forward orthodontic activity (UOA)	0
Baseline contract value	£269,708.72

ACCESS*

Patients seen in 24 months	Total	Change since previous quarter
Quarter ending March 2017	3,445	
Quarter ending June 2017	3,317	↓
Quarter ending September 2017	3,460	↑
Quarter ending December 2017	3,460	→
Quarter ending March 2018	3,435	→
Variance since March 2017	(0.3%)	→



ACTIVITY



Month	2017	2018
April	114	145
May	842	383
June	1,383	948
July	2,137	1,554
August	2,906	2,801
September	3,596	3,741
October	4,325	4,433
November	4,959	5,254
December	5,502	5,842
January	6,017	6,340
February	6,590	7,169
March	7,784	8,234
April	8,203	
May	8,207	
June	8,207	

QUALITY

	Quantity	Base Number	Contract	AT	Region	England
% of FP17s for the same patient ID Re-attending within 3 months - Children	88	1,430	6.2%	10.9%	11.6%	11.9%
% of FP17s for the same patient ID Re-attending within 3 months - Adults	270	2,085	12.9%	14.7%	15.4%	16.0%
% of FP17s for the same patient ID Re-attending between 3 & 9 months - Children	567	1,430	39.7%	57.2%	59.4%	58.3%
% of FP17s for the same patient ID Re-attending between 3 & 9 months - Adults	557	2,085	26.7%	48.1%	51.3%	50.3%
% of FP17s for Band 1 Urgent Courses	224	3,386	6.6%	8.7%	8.0%	9.1%
% of FP17s Relating to Free Repair or Replacements	42	3,386	1.2%	0.7%	0.8%	0.8%
% of FP17s Relating to Continuations	86	3,386	2.5%	0.9%	1.0%	1.0%
% of Patients satisfied with the dentistry they have received	0	0	N/A	91.3%	91.7%	91.5%
% of Patients satisfied with the time they had to wait for an appointment	0	0	N/A	86.9%	88.3%	87.9%

* This is based on patients treated on this contract for their most recent course of treatment. Figures in italics indicate the base number of FP17s or Patient Questionnaire responses are less than 100. N/A is shown where the base number of responses is less than 10 during the period. % is calculated as Quantity/Base number*100

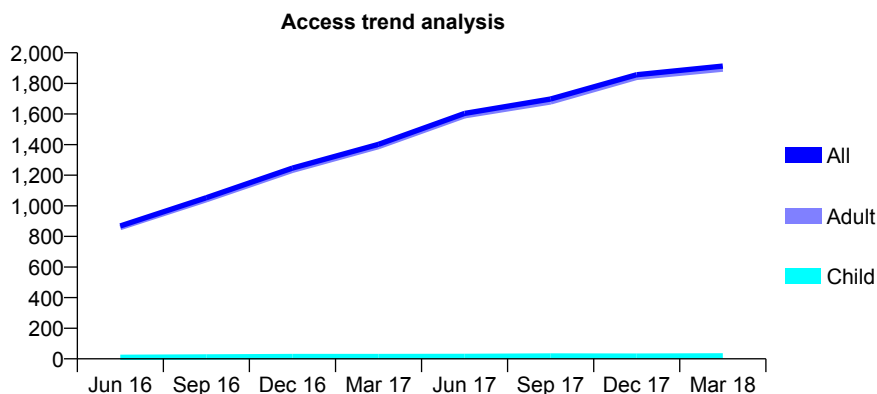
Q58 - Vital Signs At a Glance Contract Report for 345253/0002 - March 2018

Name or company name	MR O OLUSANYA
Contract type name	PDS Contract
Purpose of contract	General
Contract start date	01/04/2010
Contract end date	31/03/2020

17/18 Contracted general activity (UDA)	4,904
Carry forward general activity (UDA)	0
17/18 Contracted orthodontic activity (UOA)	0
Carry forward orthodontic activity (UOA)	0
Baseline contract value	£326,134.34

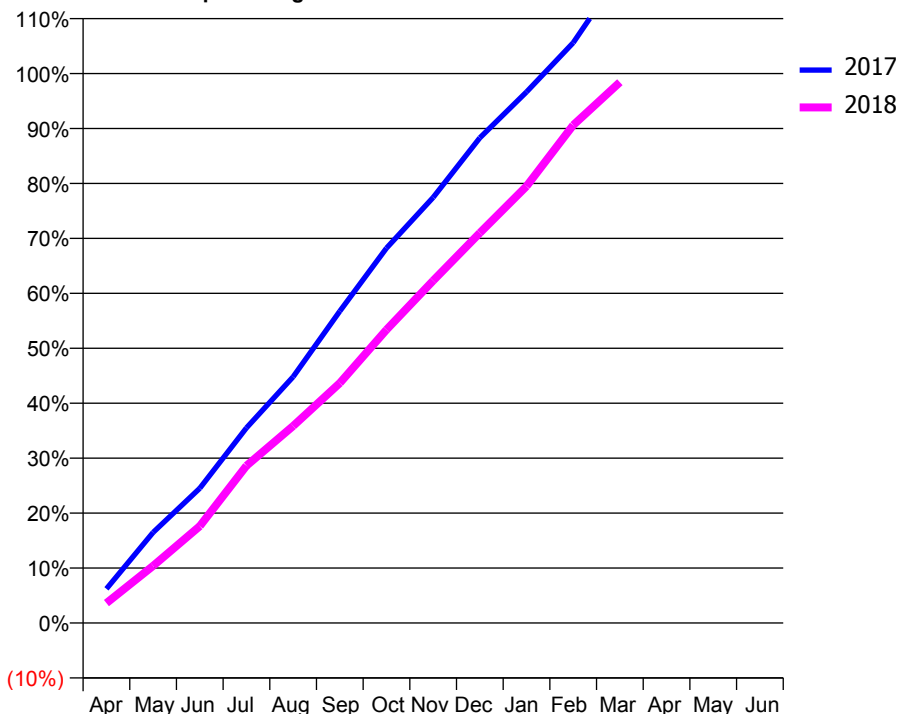
ACCESS*

Patients seen in 24 months	Total	Change since previous quarter
Quarter ending March 2017	1,402	
Quarter ending June 2017	1,604	↑
Quarter ending September 2017	1,698	↑
Quarter ending December 2017	1,857	↑
Quarter ending March 2018	1,913	↑
Variance since March 2017	36.4%	↑



ACTIVITY

Cumulative percentage of contracted UDA delivered 2017 & 2018



Month	Adjusted Scheduled Activity (UDA)	
	2017	2018
April	226	178
May	598	510
June	890	865
July	1,289	1,404
August	1,626	1,758
September	2,059	2,142
October	2,476	2,618
November	2,811	3,055
December	3,204	3,482
January	3,507	3,898
February	3,832	4,443
March	4,282	4,826
April	4,418	
May	4,418	
June	4,418	

QUALITY

	Quantity	Base Number	Contract	AT	Region	England
% of FP17s for the same patient ID Re-attending within 3 months - Children	0	20	0.0%	10.9%	11.6%	11.9%
% of FP17s for the same patient ID Re-attending within 3 months - Adults	13	1,682	0.8%	14.7%	15.4%	16.0%
% of FP17s for the same patient ID Re-attending between 3 & 9 months - Children	0	20	0.0%	57.2%	59.4%	58.3%
% of FP17s for the same patient ID Re-attending between 3 & 9 months - Adults	4	1,682	0.2%	48.1%	51.3%	50.3%
% of FP17s for Band 1 Urgent Courses	0	1,656	0.0%	8.7%	8.0%	9.1%
% of FP17s Relating to Free Repair or Replacements	0	1,656	0.0%	0.7%	0.8%	0.8%
% of FP17s Relating to Continuations	0	1,656	0.0%	0.9%	1.0%	1.0%
% of Patients satisfied with the dentistry they have received	0	0	N/A	91.3%	91.7%	91.5%
% of Patients satisfied with the time they had to wait for an appointment	0	0	N/A	86.9%	88.3%	87.9%

* This is based on patients treated on this contract for their most recent course of treatment. Figures in italics indicate the base number of FP17s or Patient Questionnaire responses are less than 100. N/A is shown where the base number of responses is less than 10 during the period. % is calculated as Quantity/Base number*100

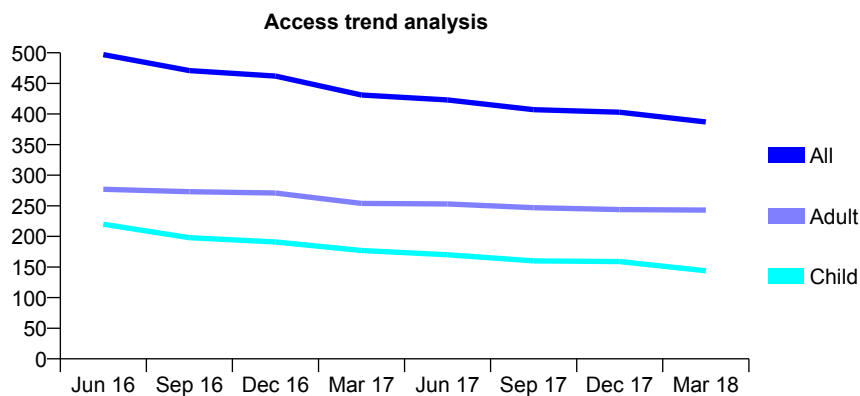
Q58 - Vital Signs At a Glance Contract Report for 352675/0001 - March 2018

Name or company name	MR AJ AMERY
Contract type name	GDS Contract
Purpose of contract	General
Contract start date	01/04/2006
Contract end date	

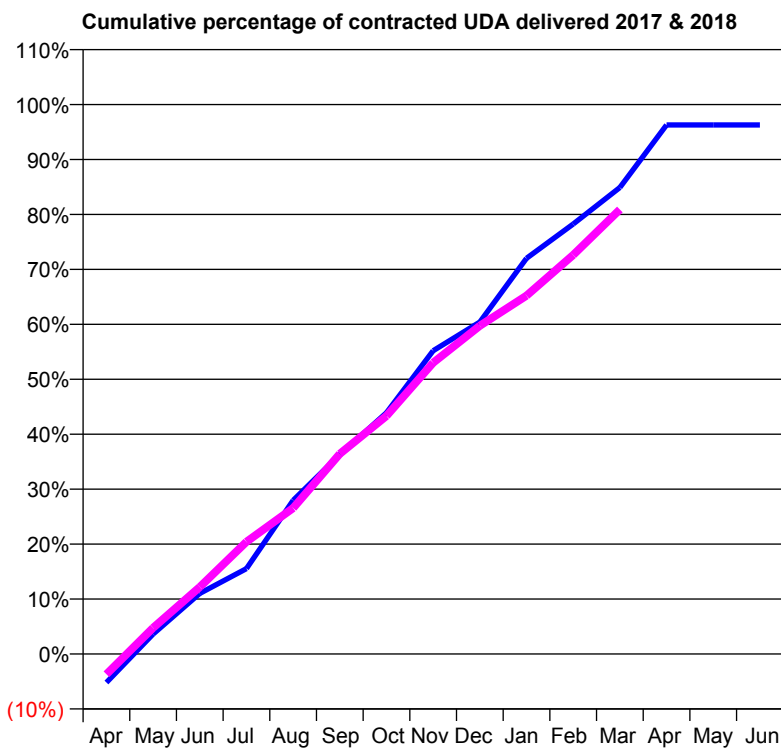
17/18 Contracted general activity (UDA)	1,000
Carry forward general activity (UDA)	37
17/18 Contracted orthodontic activity (UOA)	0
Carry forward orthodontic activity (UOA)	0
Baseline contract value	£24,528.05

ACCESS*

Patients seen in 24 months	Total	Change since previous quarter
Quarter ending March 2017	431	
Quarter ending June 2017	423	↓
Quarter ending September 2017	407	↓
Quarter ending December 2017	403	→
Quarter ending March 2018	387	↓
Variance since March 2017	(10.2%)	↓



ACTIVITY



Month	Adjusted Scheduled Activity (UDA)	
	2017	2018
April	-52	-37
May	36	48
June	110	122
July	155	204
August	280	266
September	363	364
October	439	433
November	552	530
December	604	597
January	720	652
February	782	726
March	849	809
April	963	
May	963	
June	963	

QUALITY

	Quantity	Base Number	Contract	AT	Region	England
% of FP17s for the same patient ID Re-attending within 3 months - Children	7	153	4.6%	10.9%	11.6%	11.9%
% of FP17s for the same patient ID Re-attending within 3 months - Adults	38	233	16.3%	14.7%	15.4%	16.0%
% of FP17s for the same patient ID Re-attending between 3 & 9 months - Children	40	153	26.1%	57.2%	59.4%	58.3%
% of FP17s for the same patient ID Re-attending between 3 & 9 months - Adults	61	233	26.2%	48.1%	51.3%	50.3%
% of FP17s for Band 1 Urgent Courses	30	335	9.0%	8.7%	8.0%	9.1%
% of FP17s Relating to Free Repair or Replacements	0	335	0.0%	0.7%	0.8%	0.8%
% of FP17s Relating to Continuations	0	335	0.0%	0.9%	1.0%	1.0%
% of Patients satisfied with the dentistry they have received	0	0	N/A	91.3%	91.7%	91.5%
% of Patients satisfied with the time they had to wait for an appointment	0	0	N/A	86.9%	88.3%	87.9%

* This is based on patients treated on this contract for their most recent course of treatment. Figures in italics indicate the base number of FP17s or Patient Questionnaire responses are less than 100. N/A is shown where the base number of responses is less than 10 during the period. % is calculated as Quantity/Base number*100

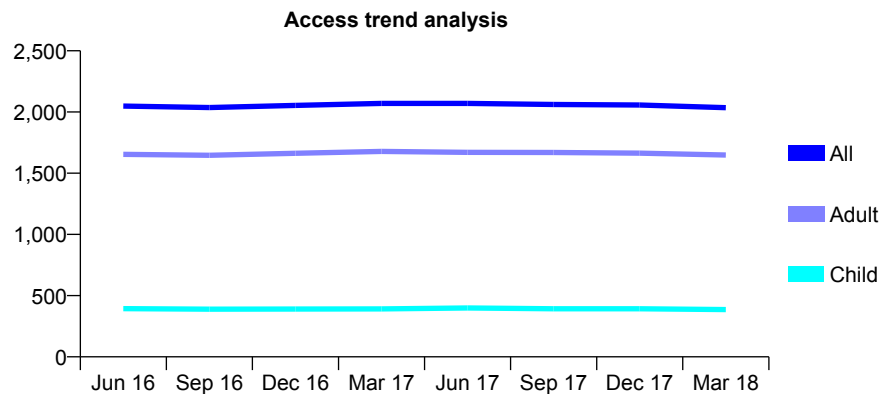
Q58 - Vital Signs At a Glance Contract Report for 357758/0001 - March 2018

Name or company name	MR OO OSISANYA
Contract type name	GDS Contract
Purpose of contract	General
Contract start date	08/01/2012
Contract end date	

17/18 Contracted general activity (UDA)	5,317
Carry forward general activity (UDA)	7
17/18 Contracted orthodontic activity (UOA)	0
Carry forward orthodontic activity (UOA)	0
Baseline contract value	£165,893.36

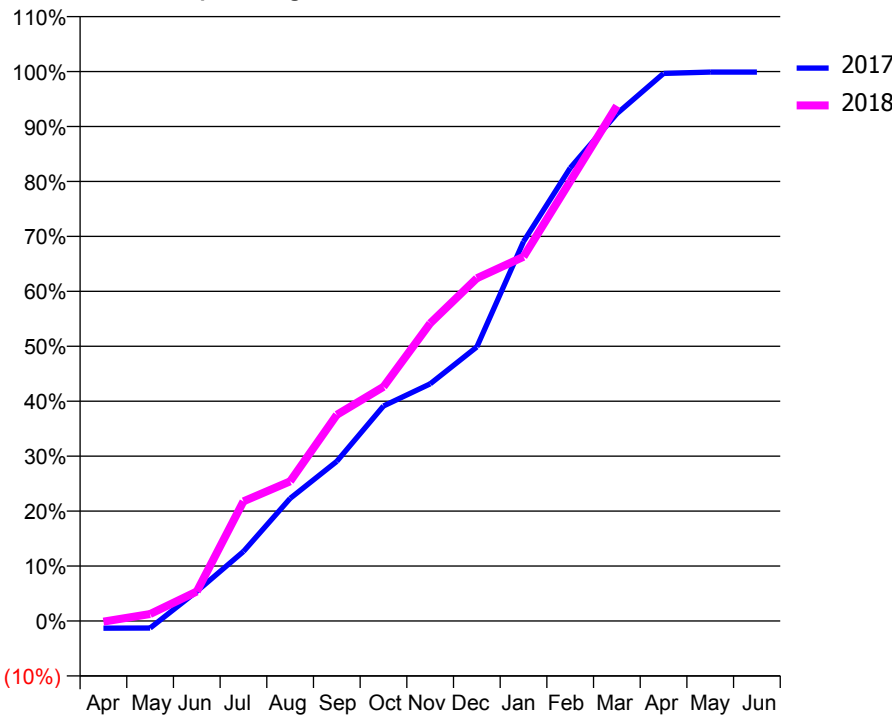
ACCESS*

Patients seen in 24 months	Total	Change since previous quarter
Quarter ending March 2017	2,070	
Quarter ending June 2017	2,070	→
Quarter ending September 2017	2,062	→
Quarter ending December 2017	2,057	→
Quarter ending March 2018	2,035	↓
Variance since March 2017	(1.7%)	↓



ACTIVITY

Cumulative percentage of contracted UDA delivered 2017 & 2018



Month	Adjusted Scheduled Activity (UDA)	
	2017	2018
April	-70	-7
May	-69	68
June	288	286
July	673	1,157
August	1,187	1,351
September	1,546	1,996
October	2,081	2,266
November	2,295	2,881
December	2,652	3,317
January	3,671	3,524
February	4,384	4,254
March	4,909	4,985
April	5,299	
May	5,311	
June	5,311	

QUALITY

	Quantity	Base Number	Contract	AT	Region	England
% of FP17s for the same patient ID Re-attending within 3 months - Children	53	577	9.2%	10.9%	11.6%	11.9%
% of FP17s for the same patient ID Re-attending within 3 months - Adults	274	2,175	12.6%	14.7%	15.4%	16.0%
% of FP17s for the same patient ID Re-attending between 3 & 9 months - Children	234	577	40.6%	57.2%	59.4%	58.3%
% of FP17s for the same patient ID Re-attending between 3 & 9 months - Adults	858	2,175	39.4%	48.1%	51.3%	50.3%
% of FP17s for Band 1 Urgent Courses	316	2,601	12.1%	8.7%	8.0%	9.1%
% of FP17s Relating to Free Repair or Replacements	25	2,601	1.0%	0.7%	0.8%	0.8%
% of FP17s Relating to Continuations	17	2,601	0.7%	0.9%	1.0%	1.0%
% of Patients satisfied with the dentistry they have received	2	3	N/A	91.3%	91.7%	91.5%
% of Patients satisfied with the time they had to wait for an appointment	3	3	N/A	86.9%	88.3%	87.9%

* This is based on patients treated on this contract for their most recent course of treatment. Figures in italics indicate the base number of FP17s or Patient Questionnaire responses are less than 100. N/A is shown where the base number of responses is less than 10 during the period. % is calculated as Quantity/Base number*100

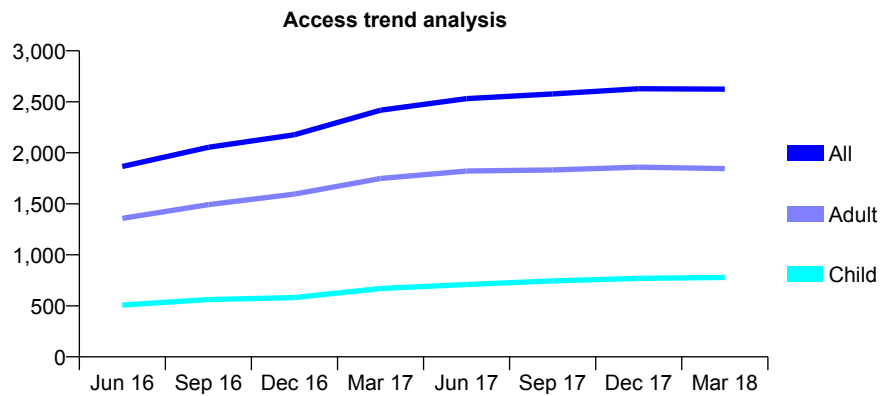
Q58 - Vital Signs At a Glance Contract Report for 357820/0001 - March 2018

Name or company name	Tigga Smile - Bedford Dental Centre
Contract type name	GDS Contract
Purpose of contract	General
Contract start date	01/03/2015
Contract end date	

17/18 Contracted general activity (UDA)	7,000
Carry forward general activity (UDA)	6
17/18 Contracted orthodontic activity (UOA)	0
Carry forward orthodontic activity (UOA)	0
Baseline contract value	£197,272.33

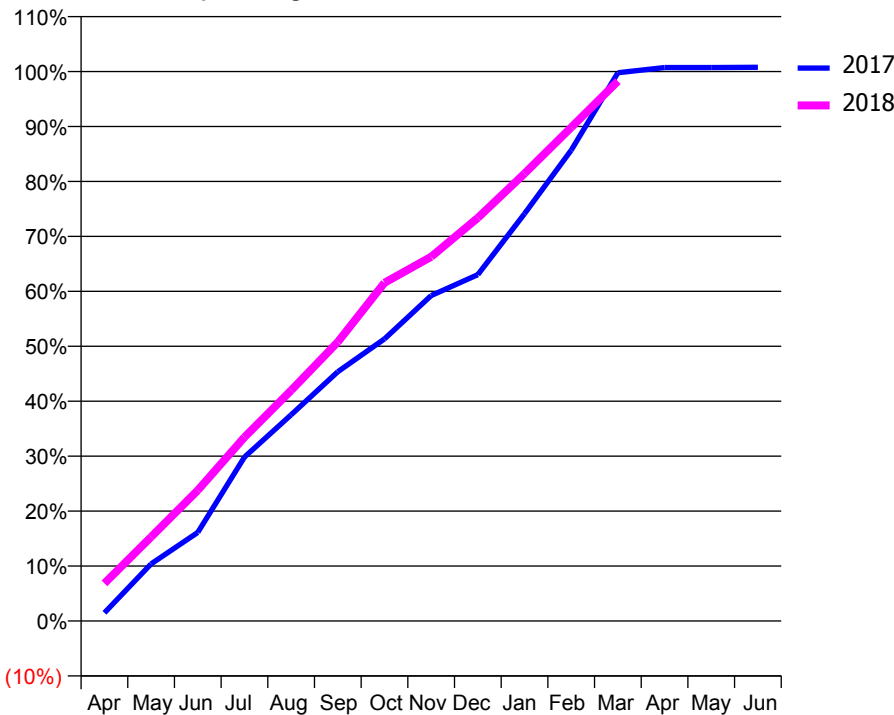
ACCESS*

Patients seen in 24 months	Total	Change since previous quarter
Quarter ending March 2017	2,418	
Quarter ending June 2017	2,531	↑
Quarter ending September 2017	2,577	→
Quarter ending December 2017	2,628	→
Quarter ending March 2018	2,624	→
Variance since March 2017	8.5%	↑



ACTIVITY

Cumulative percentage of contracted UDA delivered 2017 & 2018



Month	Adjusted Scheduled Activity (UDA)	
	2017	2018
April	105	480
May	727	1,071
June	1,130	1,665
July	2,088	2,341
August	2,627	2,938
September	3,176	3,555
October	3,593	4,308
November	4,146	4,639
December	4,412	5,137
January	5,188	5,699
February	5,998	6,288
March	6,984	6,877
April	7,051	
May	7,051	
June	7,055	

QUALITY

	Quantity	Base Number	Contract	AT	Region	England
% of FP17s for the same patient ID Re-attending within 3 months - Children	116	1,088	10.7%	10.9%	11.6%	11.9%
% of FP17s for the same patient ID Re-attending within 3 months - Adults	464	2,285	20.3%	14.7%	15.4%	16.0%
% of FP17s for the same patient ID Re-attending between 3 & 9 months - Children	512	1,088	47.1%	57.2%	59.4%	58.3%
% of FP17s for the same patient ID Re-attending between 3 & 9 months - Adults	897	2,285	39.3%	48.1%	51.3%	50.3%
% of FP17s for Band 1 Urgent Courses	457	3,327	13.7%	8.7%	8.0%	9.1%
% of FP17s Relating to Free Repair or Replacements	0	3,327	0.0%	0.7%	0.8%	0.8%
% of FP17s Relating to Continuations	18	3,327	0.5%	0.9%	1.0%	1.0%
% of Patients satisfied with the dentistry they have received	2	2	N/A	91.3%	91.7%	91.5%
% of Patients satisfied with the time they had to wait for an appointment	2	2	N/A	86.9%	88.3%	87.9%

* This is based on patients treated on this contract for their most recent course of treatment. Figures in italics indicate the base number of FP17s or Patient Questionnaire responses are less than 100. N/A is shown where the base number of responses is less than 10 during the period. % is calculated as Quantity/Base number*100

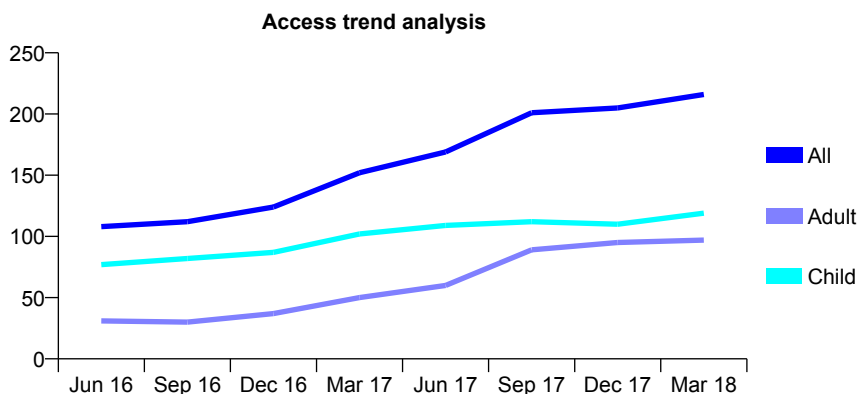
Q58 - Vital Signs At a Glance Contract Report for 360597/0001 - March 2018

Name or company name	MRS N VASFI
Contract type name	GDS Contract
Purpose of contract	General
Contract start date	01/03/2009
Contract end date	

17/18 Contracted general activity (UDA)	500
Carry forward general activity (UDA)	-5
17/18 Contracted orthodontic activity (UOA)	0
Carry forward orthodontic activity (UOA)	0
Baseline contract value	£11,731.22

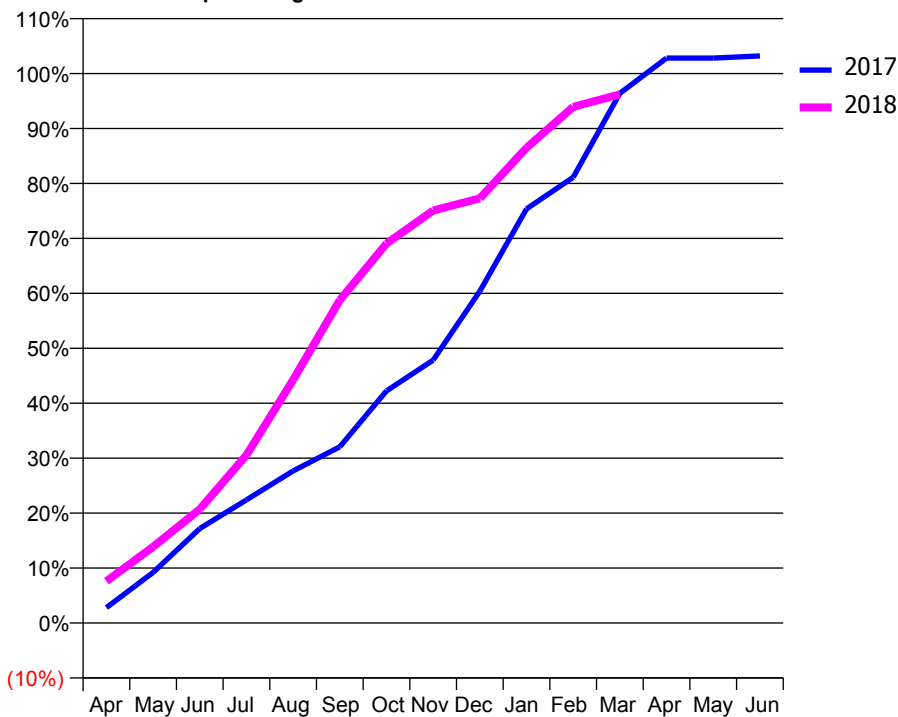
ACCESS*

Patients seen in 24 months	Total	Change since previous quarter
Quarter ending March 2017	152	
Quarter ending June 2017	169	↑
Quarter ending September 2017	201	↑
Quarter ending December 2017	205	→
Quarter ending March 2018	216	↑
Variance since March 2017	42.1%	↑



ACTIVITY

Cumulative percentage of contracted UDA delivered 2017 & 2018



Month	Adjusted Scheduled Activity (UDA)	
	2017	2018
April	7	38
May	23	69
June	43	104
July	56	153
August	69	221
September	80	294
October	106	345
November	120	375
December	151	386
January	188	432
February	203	470
March	241	481
April	257	
May	257	
June	258	

QUALITY

	Quantity	Base Number	Contract	AT	Region	England
% of FP17s for the same patient ID Re-attending within 3 months - Children	13	161	8.1%	10.9%	11.6%	11.9%
% of FP17s for the same patient ID Re-attending within 3 months - Adults	13	120	10.8%	14.7%	15.4%	16.0%
% of FP17s for the same patient ID Re-attending between 3 & 9 months - Children	68	161	42.2%	57.2%	59.4%	58.3%
% of FP17s for the same patient ID Re-attending between 3 & 9 months - Adults	38	120	31.7%	48.1%	51.3%	50.3%
% of FP17s for Band 1 Urgent Courses	20	268	7.5%	8.7%	8.0%	9.1%
% of FP17s Relating to Free Repair or Replacements	0	268	0.0%	0.7%	0.8%	0.8%
% of FP17s Relating to Continuations	0	268	0.0%	0.9%	1.0%	1.0%
% of Patients satisfied with the dentistry they have received	0	0	N/A	91.3%	91.7%	91.5%
% of Patients satisfied with the time they had to wait for an appointment	0	0	N/A	86.9%	88.3%	87.9%

* This is based on patients treated on this contract for their most recent course of treatment. Figures in italics indicate the base number of FP17s or Patient Questionnaire responses are less than 100. N/A is shown where the base number of responses is less than 10 during the period. % is calculated as Quantity/Base number*100

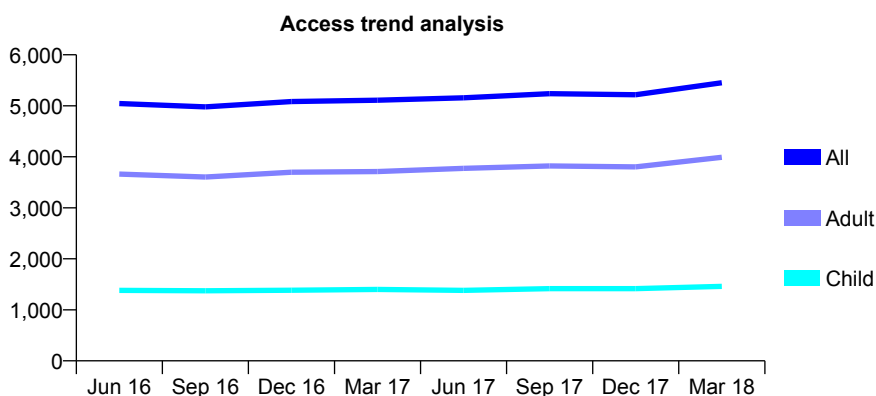
Q58 - Vital Signs At a Glance Contract Report for 360961/0001 - March 2018

Name or company name	MR V SHAH
Contract type name	GDS Contract
Purpose of contract	General
Contract start date	01/01/2010
Contract end date	

17/18 Contracted general activity (UDA)	12,725
Carry forward general activity (UDA)	226
17/18 Contracted orthodontic activity (UOA)	0
Carry forward orthodontic activity (UOA)	0
Baseline contract value	£462,721.06

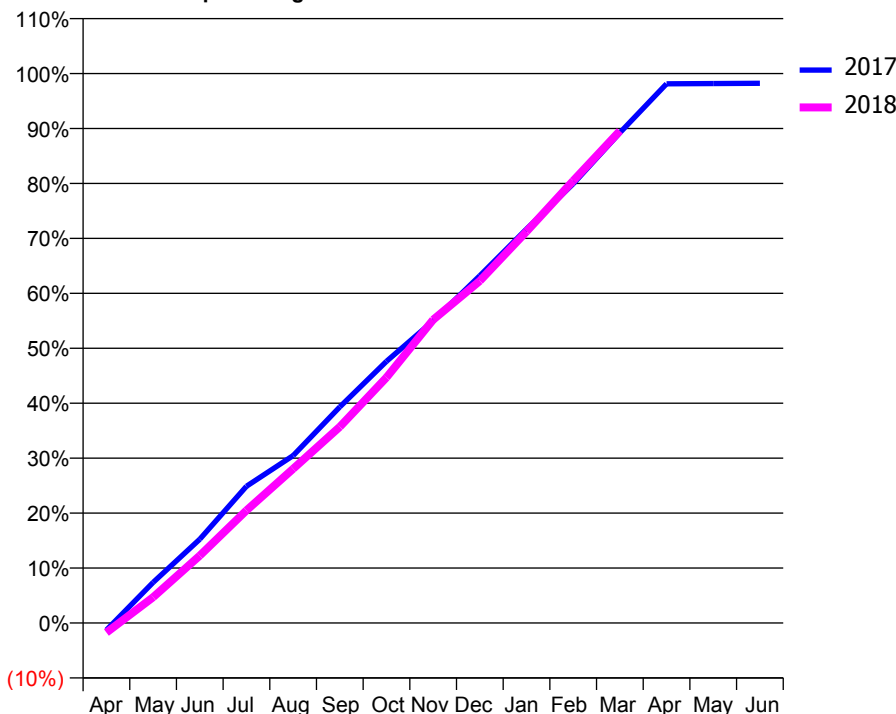
ACCESS*

Patients seen in 24 months	Total	Change since previous quarter
Quarter ending March 2017	5,110	
Quarter ending June 2017	5,156	→
Quarter ending September 2017	5,237	→
Quarter ending December 2017	5,218	→
Quarter ending March 2018	5,451	↑
Variance since March 2017	6.7%	↑



ACTIVITY

Cumulative percentage of contracted UDA delivered 2017 & 2018



Month	Adjusted Scheduled Activity (UDA)	
	2017	2018
April	-166	-223
May	940	598
June	1,940	1,560
July	3,168	2,607
August	3,876	3,571
September	5,003	4,544
October	6,060	5,685
November	6,994	7,025
December	8,041	7,923
January	9,125	9,064
February	10,170	10,242
March	11,353	11,396
April	12,487	
May	12,491	
June	12,499	

QUALITY

	Quantity	Base Number	Contract	AT	Region	England
% of FP17s for the same patient ID Re-attending within 3 months - Children	107	2,100	5.1%	10.9%	11.6%	11.9%
% of FP17s for the same patient ID Re-attending within 3 months - Adults	834	5,385	15.5%	14.7%	15.4%	16.0%
% of FP17s for the same patient ID Re-attending between 3 & 9 months - Children	1,323	2,100	63.0%	57.2%	59.4%	58.3%
% of FP17s for the same patient ID Re-attending between 3 & 9 months - Adults	2,797	5,385	51.9%	48.1%	51.3%	50.3%
% of FP17s for Band 1 Urgent Courses	380	6,226	6.1%	8.7%	8.0%	9.1%
% of FP17s Relating to Free Repair or Replacements	51	6,226	0.8%	0.7%	0.8%	0.8%
% of FP17s Relating to Continuations	121	6,226	1.9%	0.9%	1.0%	1.0%
% of Patients satisfied with the dentistry they have received	2	2	N/A	91.3%	91.7%	91.5%
% of Patients satisfied with the time they had to wait for an appointment	2	2	N/A	86.9%	88.3%	87.9%

* This is based on patients treated on this contract for their most recent course of treatment. Figures in italics indicate the base number of FP17s or Patient Questionnaire responses are less than 100. N/A is shown where the base number of responses is less than 10 during the period. % is calculated as Quantity/Base number*100

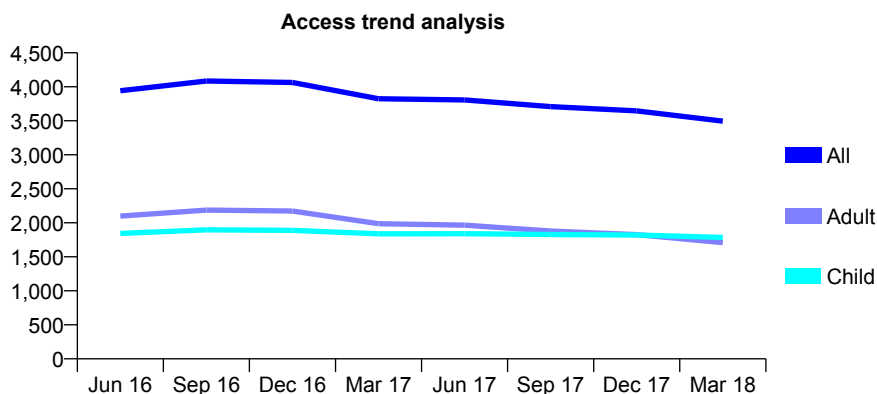
Q58 - Vital Signs At a Glance Contract Report for 363456/0001 - March 2018

Name or company name	Ballard & Tucker
Contract type name	GDS Contract
Purpose of contract	General
Contract start date	01/04/2006
Contract end date	

17/18 Contracted general activity (UDA)	8,899
Carry forward general activity (UDA)	0
17/18 Contracted orthodontic activity (UOA)	0
Carry forward orthodontic activity (UOA)	0
Baseline contract value	£203,821.33

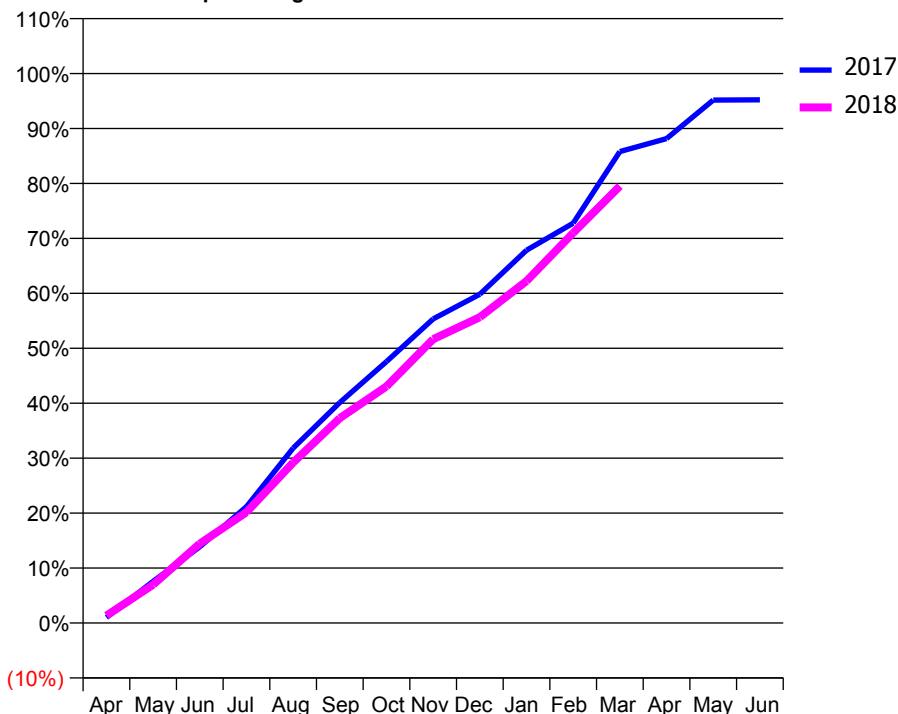
ACCESS*

Patients seen in 24 months	Total	Change since previous quarter
Quarter ending March 2017	3,825	
Quarter ending June 2017	3,806	→
Quarter ending September 2017	3,708	↓
Quarter ending December 2017	3,646	↓
Quarter ending March 2018	3,495	↓
Variance since March 2017	(8.6%)	↓



ACTIVITY

Cumulative percentage of contracted UDA delivered 2017 & 2018



Month	Adjusted Scheduled Activity (UDA)	
	2017	2018
April	90	121
May	674	622
June	1,234	1,286
July	1,884	1,794
August	2,832	2,599
September	3,572	3,319
October	4,233	3,832
November	4,925	4,597
December	5,324	4,953
January	6,037	5,539
February	6,476	6,318
March	7,634	7,076
April	7,845	
May	8,469	
June	8,472	

QUALITY

	Quantity	Base Number	Contract	AT	Region	England
% of FP17s for the same patient ID Re-attending within 3 months - Children	191	2,789	6.8%	10.9%	11.6%	11.9%
% of FP17s for the same patient ID Re-attending within 3 months - Adults	189	1,627	11.6%	14.7%	15.4%	16.0%
% of FP17s for the same patient ID Re-attending between 3 & 9 months - Children	1,707	2,789	61.2%	57.2%	59.4%	58.3%
% of FP17s for the same patient ID Re-attending between 3 & 9 months - Adults	733	1,627	45.1%	48.1%	51.3%	50.3%
% of FP17s for Band 1 Urgent Courses	240	3,998	6.0%	8.7%	8.0%	9.1%
% of FP17s Relating to Free Repair or Replacements	3	3,998	0.1%	0.7%	0.8%	0.8%
% of FP17s Relating to Continuations	6	3,998	0.2%	0.9%	1.0%	1.0%
% of Patients satisfied with the dentistry they have received	3	4	N/A	91.3%	91.7%	91.5%
% of Patients satisfied with the time they had to wait for an appointment	4	4	N/A	86.9%	88.3%	87.9%

* This is based on patients treated on this contract for their most recent course of treatment. Figures in italics indicate the base number of FP17s or Patient Questionnaire responses are less than 100. N/A is shown where the base number of responses is less than 10 during the period. % is calculated as Quantity/Base number*100

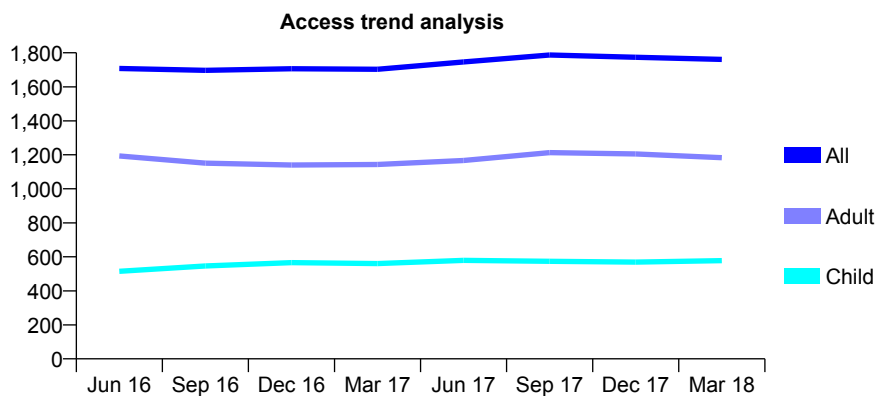
Q58 - Vital Signs At a Glance Contract Report for 366080/0001 - March 2018

Name or company name	MR R KENANI
Contract type name	GDS Contract
Purpose of contract	General
Contract start date	05/12/2009
Contract end date	

17/18 Contracted general activity (UDA)	5,473
Carry forward general activity (UDA)	-109
17/18 Contracted orthodontic activity (UOA)	0
Carry forward orthodontic activity (UOA)	0
Baseline contract value	£182,608.48

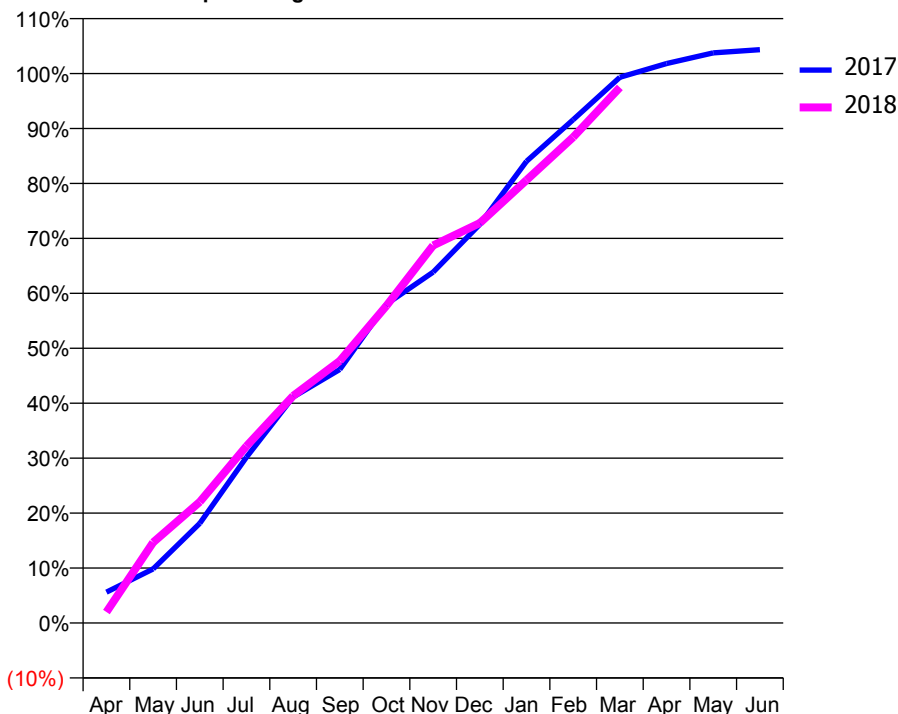
ACCESS*

Patients seen in 24 months	Total	Change since previous quarter
Quarter ending March 2017	1,703	
Quarter ending June 2017	1,746	↑
Quarter ending September 2017	1,787	↑
Quarter ending December 2017	1,774	→
Quarter ending March 2018	1,761	→
Variance since March 2017	3.4%	↑



ACTIVITY

Cumulative percentage of contracted UDA delivered 2017 & 2018



Month	Adjusted Scheduled Activity (UDA)	
	2017	2018
April	307	109
May	539	803
June	993	1,207
July	1,651	1,761
August	2,251	2,263
September	2,526	2,610
October	3,177	3,161
November	3,494	3,760
December	3,970	3,984
January	4,599	4,412
February	5,013	4,839
March	5,436	5,334
April	5,572	
May	5,678	
June	5,710	

QUALITY

	Quantity	Base Number	Contract	AT	Region	England
% of FP17s for the same patient ID Re-attending within 3 months - Children	140	979	14.3%	10.9%	11.6%	11.9%
% of FP17s for the same patient ID Re-attending within 3 months - Adults	233	1,502	15.5%	14.7%	15.4%	16.0%
% of FP17s for the same patient ID Re-attending between 3 & 9 months - Children	549	979	56.1%	57.2%	59.4%	58.3%
% of FP17s for the same patient ID Re-attending between 3 & 9 months - Adults	732	1,502	48.7%	48.1%	51.3%	50.3%
% of FP17s for Band 1 Urgent Courses	298	2,367	12.6%	8.7%	8.0%	9.1%
% of FP17s Relating to Free Repair or Replacements	9	2,367	0.4%	0.7%	0.8%	0.8%
% of FP17s Relating to Continuations	5	2,367	0.2%	0.9%	1.0%	1.0%
% of Patients satisfied with the dentistry they have received	0	0	N/A	91.3%	91.7%	91.5%
% of Patients satisfied with the time they had to wait for an appointment	0	0	N/A	86.9%	88.3%	87.9%

* This is based on patients treated on this contract for their most recent course of treatment. Figures in italics indicate the base number of FP17s or Patient Questionnaire responses are less than 100. N/A is shown where the base number of responses is less than 10 during the period. % is calculated as Quantity/Base number*100

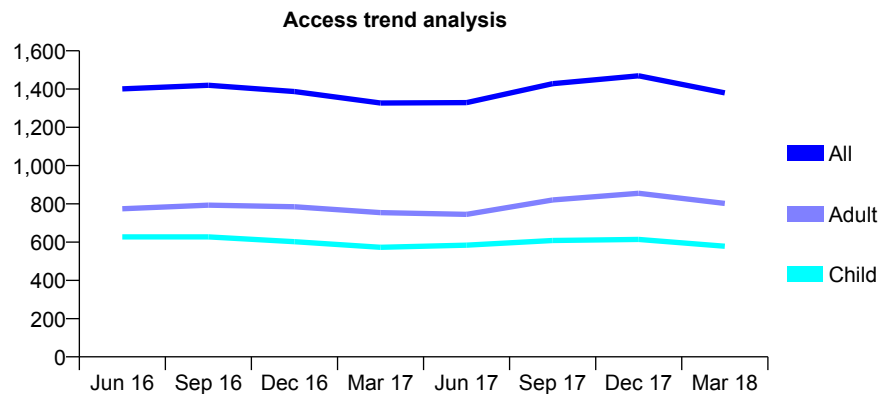
Q58 - Vital Signs At a Glance Contract Report for 395404/0002 - March 2018

Name or company name	Milton Keynes Dental Clinic
Contract type name	GDS Contract
Purpose of contract	General
Contract start date	01/04/2006
Contract end date	

17/18 Contracted general activity (UDA)	3,000
Carry forward general activity (UDA)	-1
17/18 Contracted orthodontic activity (UOA)	0
Carry forward orthodontic activity (UOA)	0
Baseline contract value	£66,640.93

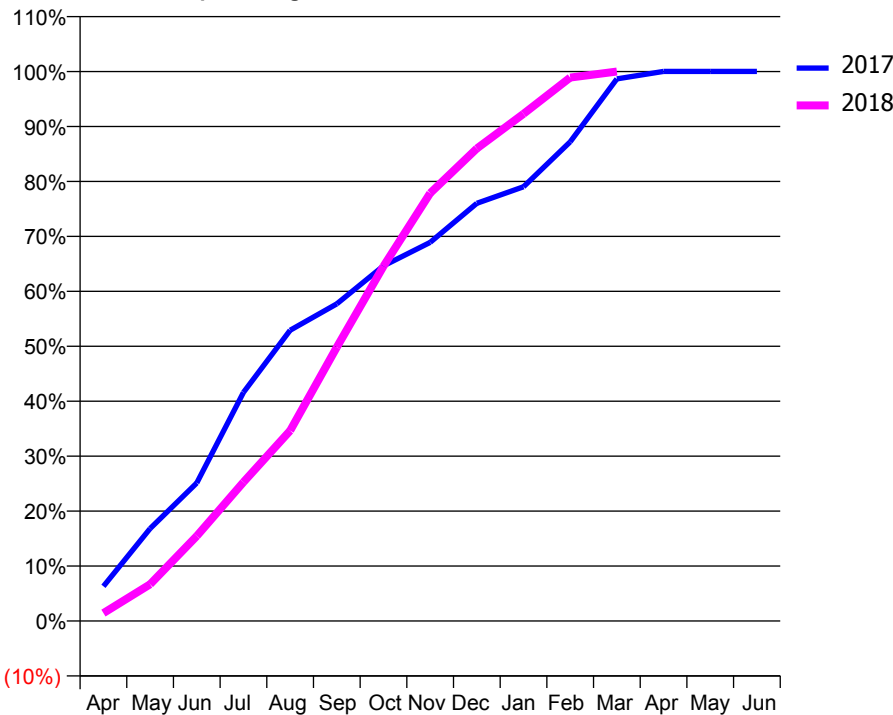
ACCESS*

Patients seen in 24 months	Total	Change since previous quarter
Quarter ending March 2017	1,327	
Quarter ending June 2017	1,329	→
Quarter ending September 2017	1,428	↑
Quarter ending December 2017	1,469	↑
Quarter ending March 2018	1,380	↓
Variance since March 2017	4.0%	↑



ACTIVITY

Cumulative percentage of contracted UDA delivered 2017 & 2018



Month	Adjusted Scheduled Activity (UDA)	
	2017	2018
April	189	43
May	505	200
June	754	464
July	1,248	758
August	1,587	1,039
September	1,732	1,495
October	1,939	1,937
November	2,067	2,336
December	2,281	2,580
January	2,371	2,769
February	2,616	2,967
March	2,960	2,999
April	3,001	
May	3,001	
June	3,001	

QUALITY

	Quantity	Base Number	Contract	AT	Region	England
% of FP17s for the same patient ID Re-attending within 3 months - Children	51	690	7.4%	10.9%	11.6%	11.9%
% of FP17s for the same patient ID Re-attending within 3 months - Adults	181	938	19.3%	14.7%	15.4%	16.0%
% of FP17s for the same patient ID Re-attending between 3 & 9 months - Children	195	690	28.3%	57.2%	59.4%	58.3%
% of FP17s for the same patient ID Re-attending between 3 & 9 months - Adults	252	938	26.9%	48.1%	51.3%	50.3%
% of FP17s for Band 1 Urgent Courses	302	1,605	18.8%	8.7%	8.0%	9.1%
% of FP17s Relating to Free Repair or Replacements	6	1,605	0.4%	0.7%	0.8%	0.8%
% of FP17s Relating to Continuations	2	1,605	0.1%	0.9%	1.0%	1.0%
% of Patients satisfied with the dentistry they have received	1	1	N/A	91.3%	91.7%	91.5%
% of Patients satisfied with the time they had to wait for an appointment	1	1	N/A	86.9%	88.3%	87.9%

* This is based on patients treated on this contract for their most recent course of treatment. Figures in italics indicate the base number of FP17s or Patient Questionnaire responses are less than 100. N/A is shown where the base number of responses is less than 10 during the period. % is calculated as Quantity/Base number*100

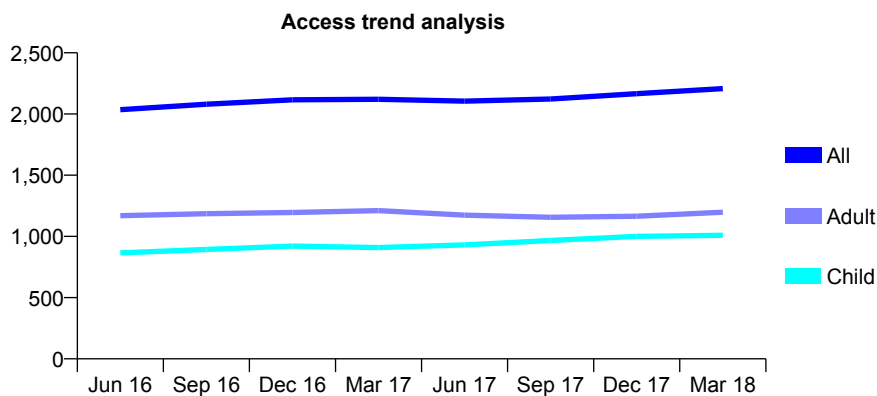
Q58 - Vital Signs At a Glance Contract Report for 558265/0002 - March 2018

Name or company name	Reena Parmar
Contract type name	GDS Contract
Purpose of contract	General
Contract start date	06/01/2007
Contract end date	

17/18 Contracted general activity (UDA)	5,896
Carry forward general activity (UDA)	-118
17/18 Contracted orthodontic activity (UOA)	0
Carry forward orthodontic activity (UOA)	0
Baseline contract value	£163,924.92

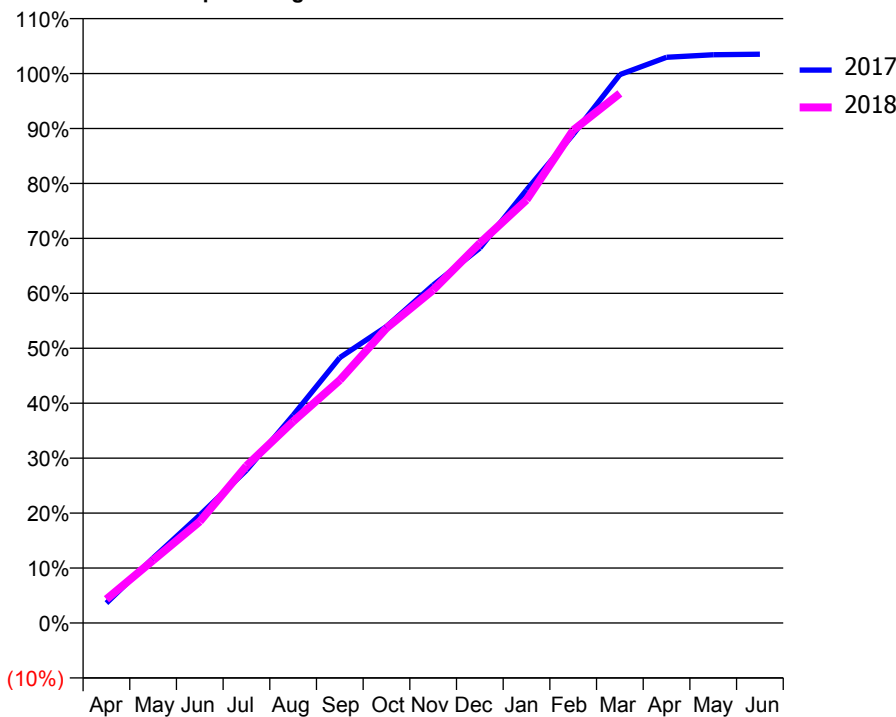
ACCESS*

Patients seen in 24 months	Total	Change since previous quarter
Quarter ending March 2017	2,120	
Quarter ending June 2017	2,105	→
Quarter ending September 2017	2,123	→
Quarter ending December 2017	2,166	↑
Quarter ending March 2018	2,207	→
Variance since March 2017	4.1%	↑



ACTIVITY

Cumulative percentage of contracted UDA delivered 2017 & 2018



Month	Adjusted Scheduled Activity (UDA)	
	2017	2018
April	214	256
May	697	673
June	1,158	1,089
July	1,640	1,686
August	2,230	2,162
September	2,848	2,607
October	3,182	3,165
November	3,626	3,574
December	4,022	4,076
January	4,647	4,539
February	5,243	5,287
March	5,884	5,682
April	6,070	
May	6,097	
June	6,102	

QUALITY

	Quantity	Base Number	Contract	AT	Region	England
% of FP17s for the same patient ID Re-attending within 3 months - Children	53	1,194	4.4%	10.9%	11.6%	11.9%
% of FP17s for the same patient ID Re-attending within 3 months - Adults	153	1,173	13.0%	14.7%	15.4%	16.0%
% of FP17s for the same patient ID Re-attending between 3 & 9 months - Children	501	1,194	42.0%	57.2%	59.4%	58.3%
% of FP17s for the same patient ID Re-attending between 3 & 9 months - Adults	393	1,173	33.5%	48.1%	51.3%	50.3%
% of FP17s for Band 1 Urgent Courses	212	2,283	9.3%	8.7%	8.0%	9.1%
% of FP17s Relating to Free Repair or Replacements	17	2,283	0.7%	0.7%	0.8%	0.8%
% of FP17s Relating to Continuations	10	2,283	0.4%	0.9%	1.0%	1.0%
% of Patients satisfied with the dentistry they have received	1	1	N/A	91.3%	91.7%	91.5%
% of Patients satisfied with the time they had to wait for an appointment	1	1	N/A	86.9%	88.3%	87.9%

* This is based on patients treated on this contract for their most recent course of treatment. Figures in italics indicate the base number of FP17s or Patient Questionnaire responses are less than 100. N/A is shown where the base number of responses is less than 10 during the period. % is calculated as Quantity/Base number*100

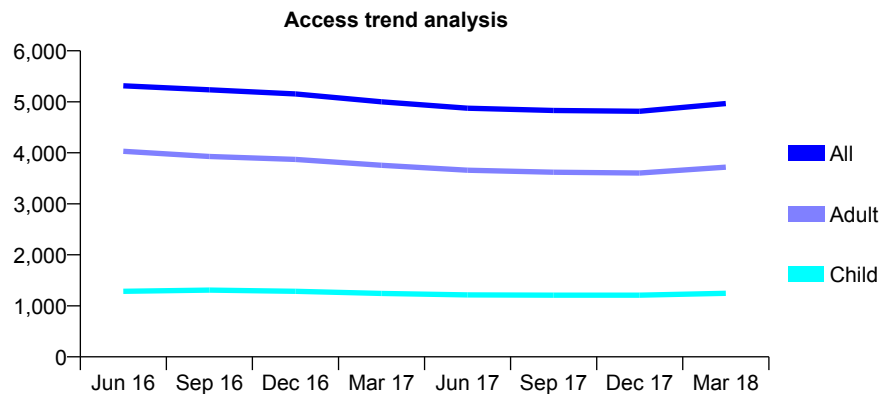
Q58 - Vital Signs At a Glance Contract Report for 558850/0002 - March 2018

Name or company name	Broadwater Dental Practice
Contract type name	GDS Contract
Purpose of contract	General
Contract start date	08/01/2010
Contract end date	

17/18 Contracted general activity (UDA)	12,296
Carry forward general activity (UDA)	-246
17/18 Contracted orthodontic activity (UOA)	0
Carry forward orthodontic activity (UOA)	0
Baseline contract value	£316,744.02

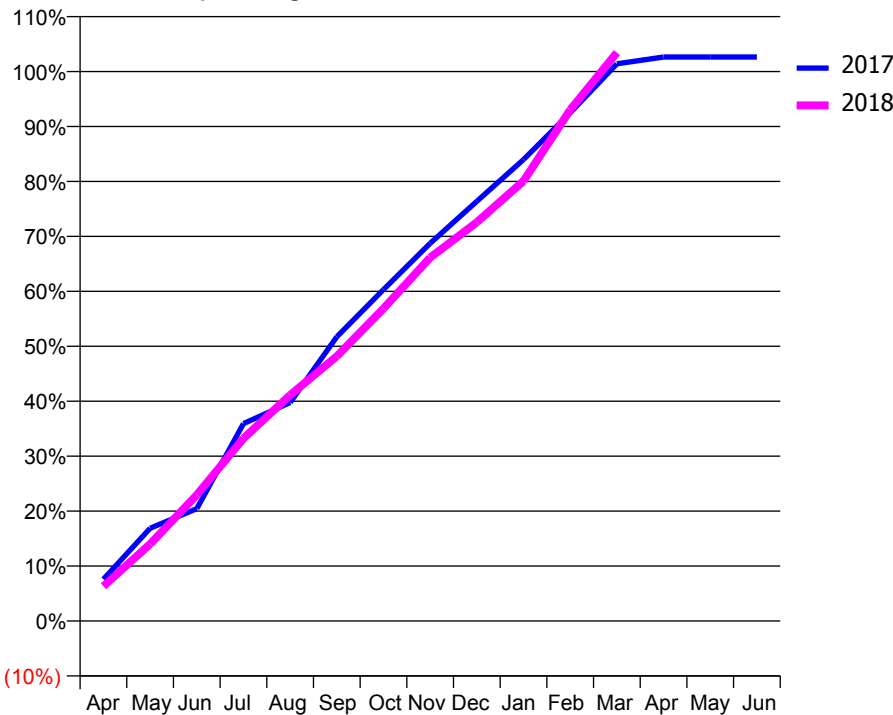
ACCESS*

Patients seen in 24 months	Total	Change since previous quarter
Quarter ending March 2017	4,999	
Quarter ending June 2017	4,874	↓
Quarter ending September 2017	4,829	→
Quarter ending December 2017	4,814	→
Quarter ending March 2018	4,965	↑
Variance since March 2017	(0.7%)	→



ACTIVITY

Cumulative percentage of contracted UDA delivered 2017 & 2018



Month	Adjusted Scheduled Activity (UDA)	
	2017	2018
April	935	777
May	2,074	1,722
June	2,515	2,821
July	4,417	4,087
August	4,888	5,055
September	6,361	5,925
October	7,416	6,992
November	8,453	8,132
December	9,393	8,923
January	10,327	9,845
February	11,371	11,439
March	12,469	12,719
April	12,620	
May	12,621	
June	12,621	

QUALITY

	Quantity	Base Number	Contract	AT	Region	England
% of FP17s for the same patient ID Re-attending within 3 months - Children	60	1,479	4.1%	10.9%	11.6%	11.9%
% of FP17s for the same patient ID Re-attending within 3 months - Adults	480	4,236	11.3%	14.7%	15.4%	16.0%
% of FP17s for the same patient ID Re-attending between 3 & 9 months - Children	632	1,479	42.7%	57.2%	59.4%	58.3%
% of FP17s for the same patient ID Re-attending between 3 & 9 months - Adults	1,633	4,236	38.6%	48.1%	51.3%	50.3%
% of FP17s for Band 1 Urgent Courses	362	5,639	6.4%	8.7%	8.0%	9.1%
% of FP17s Relating to Free Repair or Replacements	12	5,639	0.2%	0.7%	0.8%	0.8%
% of FP17s Relating to Continuations	75	5,639	1.3%	0.9%	1.0%	1.0%
% of Patients satisfied with the dentistry they have received	3	3	N/A	91.3%	91.7%	91.5%
% of Patients satisfied with the time they had to wait for an appointment	3	3	N/A	86.9%	88.3%	87.9%

* This is based on patients treated on this contract for their most recent course of treatment. Figures in italics indicate the base number of FP17s or Patient Questionnaire responses are less than 100. N/A is shown where the base number of responses is less than 10 during the period. % is calculated as Quantity/Base number*100

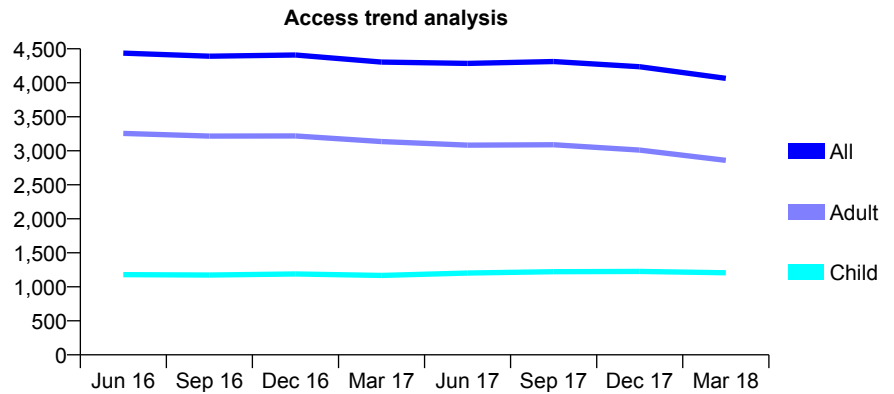
Q58 - Vital Signs At a Glance Contract Report for 570230/0001 - March 2018

Name or company name	MR RM ALLEN
Contract type name	GDS Contract
Purpose of contract	General
Contract start date	01/04/2006
Contract end date	

17/18 Contracted general activity (UDA)	10,000
Carry forward general activity (UDA)	-200
17/18 Contracted orthodontic activity (UOA)	0
Carry forward orthodontic activity (UOA)	0
Baseline contract value	£350,539.00

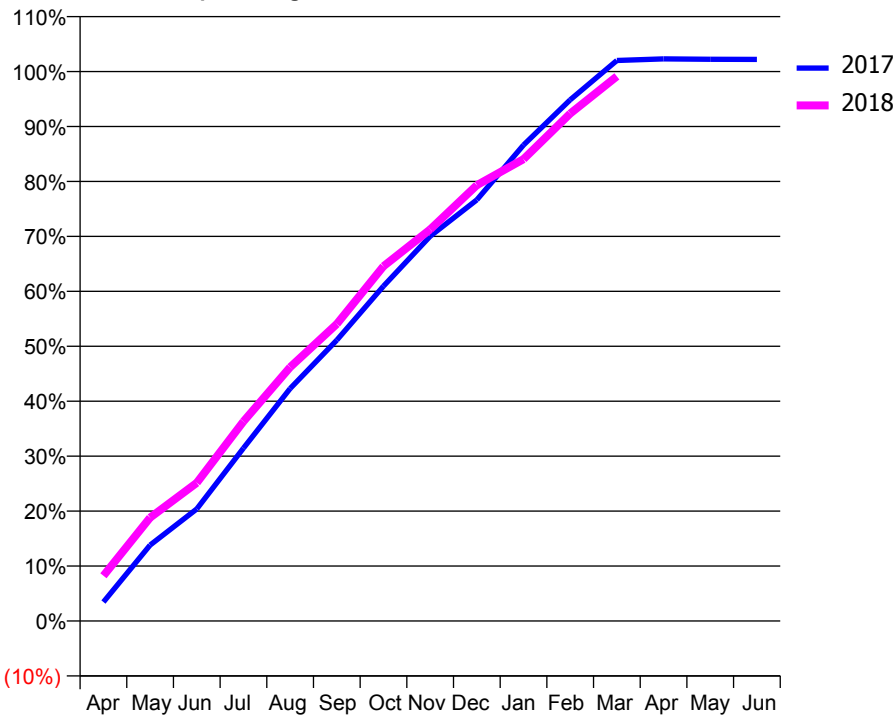
ACCESS*

Patients seen in 24 months	Total	Change since previous quarter
Quarter ending March 2017	4,304	
Quarter ending June 2017	4,286	→
Quarter ending September 2017	4,312	→
Quarter ending December 2017	4,236	↓
Quarter ending March 2018	4,066	↓
Variance since March 2017	(5.5%)	↓



ACTIVITY

Cumulative percentage of contracted UDA delivered 2017 & 2018



Month	Adjusted Scheduled Activity (UDA)	
	2017	2018
April	345	823
May	1,383	1,881
June	2,039	2,516
July	3,145	3,631
August	4,231	4,619
September	5,111	5,405
October	6,094	6,457
November	7,002	7,127
December	7,665	7,931
January	8,662	8,405
February	9,485	9,234
March	10,200	9,911
April	10,229	
May	10,224	
June	10,221	

QUALITY

	Quantity	Base Number	Contract	AT	Region	England
% of FP17s for the same patient ID Re-attending within 3 months - Children	61	1,655	3.7%	10.9%	11.6%	11.9%
% of FP17s for the same patient ID Re-attending within 3 months - Adults	206	2,709	7.6%	14.7%	15.4%	16.0%
% of FP17s for the same patient ID Re-attending between 3 & 9 months - Children	1,037	1,655	62.7%	57.2%	59.4%	58.3%
% of FP17s for the same patient ID Re-attending between 3 & 9 months - Adults	1,203	2,709	44.4%	48.1%	51.3%	50.3%
% of FP17s for Band 1 Urgent Courses	330	4,355	7.6%	8.7%	8.0%	9.1%
% of FP17s Relating to Free Repair or Replacements	23	4,355	0.5%	0.7%	0.8%	0.8%
% of FP17s Relating to Continuations	1	4,355	0.0%	0.9%	1.0%	1.0%
% of Patients satisfied with the dentistry they have received	5	6	N/A	91.3%	91.7%	91.5%
% of Patients satisfied with the time they had to wait for an appointment	4	6	N/A	86.9%	88.3%	87.9%

* This is based on patients treated on this contract for their most recent course of treatment. Figures in italics indicate the base number of FP17s or Patient Questionnaire responses are less than 100. N/A is shown where the base number of responses is less than 10 during the period. % is calculated as Quantity/Base number*100

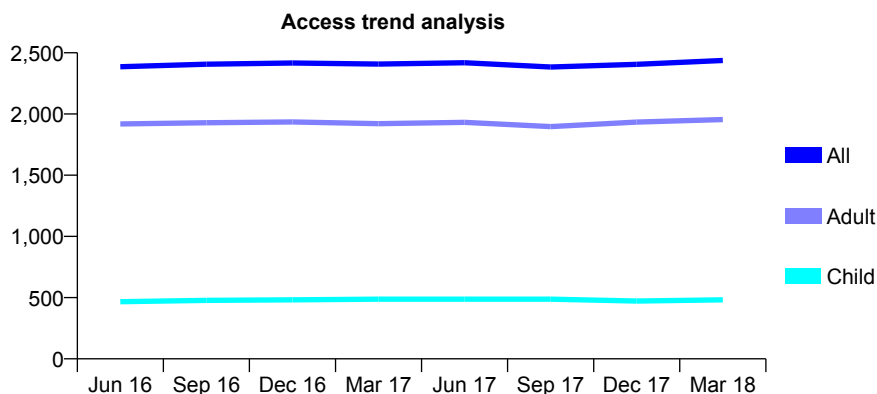
Q58 - Vital Signs At a Glance Contract Report for 570540/0001 - March 2018

Name or company name	Noorali Bhatia and Riyaz Abdur Rasul Pradh...
Contract type name	GDS Contract
Purpose of contract	General
Contract start date	01/04/2006
Contract end date	

17/18 Contracted general activity (UDA)	7,430
Carry forward general activity (UDA)	-117
17/18 Contracted orthodontic activity (UOA)	0
Carry forward orthodontic activity (UOA)	0
Baseline contract value	£206,969.17

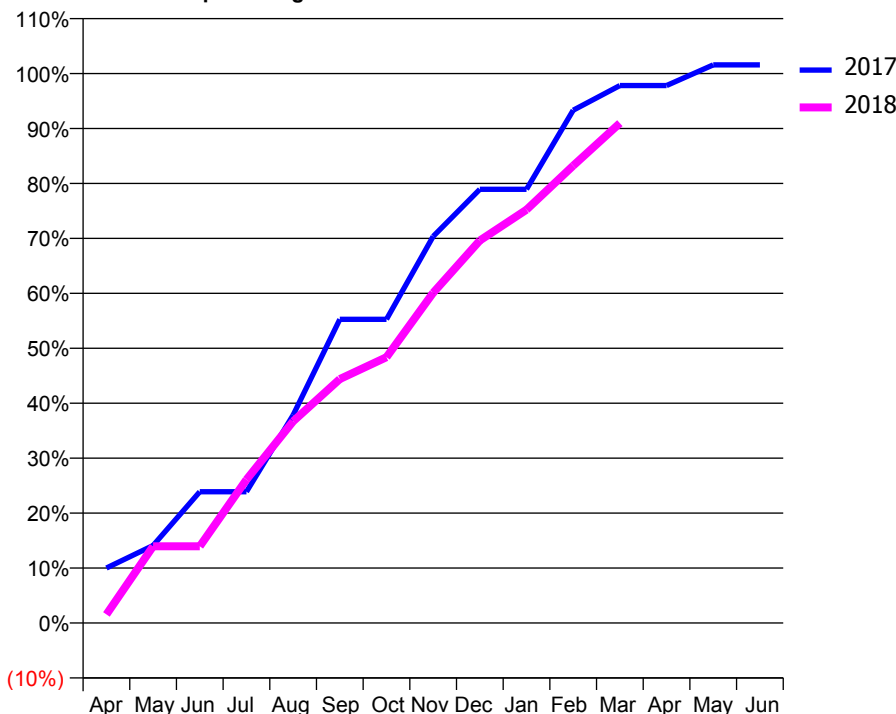
ACCESS*

Patients seen in 24 months	Total	Change since previous quarter
Quarter ending March 2017	2,408	
Quarter ending June 2017	2,419	→
Quarter ending September 2017	2,384	↓
Quarter ending December 2017	2,406	→
Quarter ending March 2018	2,437	→
Variance since March 2017	1.2%	→



ACTIVITY

Cumulative percentage of contracted UDA delivered 2017 & 2018



Month	Adjusted Scheduled Activity (UDA)	
	2017	2018
April	744	117
May	1,049	1,038
June	1,776	1,038
July	1,776	1,940
August	2,812	2,727
September	4,106	3,298
October	4,106	3,594
November	5,228	4,466
December	5,865	5,173
January	5,865	5,588
February	6,934	6,184
March	7,268	6,759
April	7,268	
May	7,547	
June	7,547	

QUALITY

	Quantity	Base Number	Contract	AT	Region	England
% of FP17s for the same patient ID Re-attending within 3 months - Children	22	576	3.8%	10.9%	11.6%	11.9%
% of FP17s for the same patient ID Re-attending within 3 months - Adults	169	2,177	7.8%	14.7%	15.4%	16.0%
% of FP17s for the same patient ID Re-attending between 3 & 9 months - Children	243	576	42.2%	57.2%	59.4%	58.3%
% of FP17s for the same patient ID Re-attending between 3 & 9 months - Adults	901	2,177	41.4%	48.1%	51.3%	50.3%
% of FP17s for Band 1 Urgent Courses	133	2,647	5.0%	8.7%	8.0%	9.1%
% of FP17s Relating to Free Repair or Replacements	26	2,647	1.0%	0.7%	0.8%	0.8%
% of FP17s Relating to Continuations	46	2,647	1.7%	0.9%	1.0%	1.0%
% of Patients satisfied with the dentistry they have received	4	4	N/A	91.3%	91.7%	91.5%
% of Patients satisfied with the time they had to wait for an appointment	4	4	N/A	86.9%	88.3%	87.9%

* This is based on patients treated on this contract for their most recent course of treatment. Figures in italics indicate the base number of FP17s or Patient Questionnaire responses are less than 100. N/A is shown where the base number of responses is less than 10 during the period. % is calculated as Quantity/Base number*100

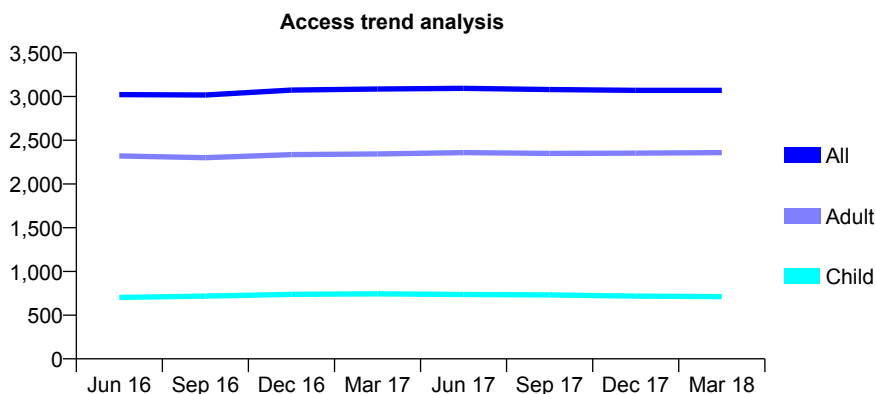
Q58 - Vital Signs At a Glance Contract Report for 572225/0001 - March 2018

Name or company name	MR CK DE BONO
Contract type name	GDS Contract
Purpose of contract	General
Contract start date	01/04/2006
Contract end date	

17/18 Contracted general activity (UDA)	8,383
Carry forward general activity (UDA)	29
17/18 Contracted orthodontic activity (UOA)	0
Carry forward orthodontic activity (UOA)	0
Baseline contract value	£258,563.91

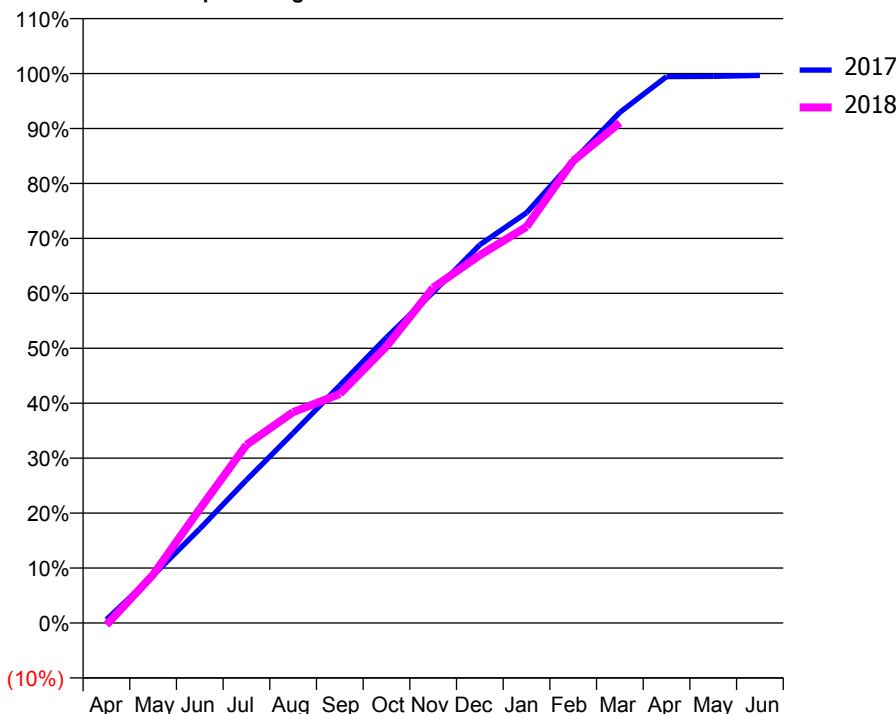
ACCESS*

Patients seen in 24 months	Total	Change since previous quarter
Quarter ending March 2017	3,086	
Quarter ending June 2017	3,094	→
Quarter ending September 2017	3,080	→
Quarter ending December 2017	3,070	→
Quarter ending March 2018	3,070	→
Variance since March 2017	(0.5%)	→



ACTIVITY

Cumulative percentage of contracted UDA delivered 2017 & 2018



Month	Adjusted Scheduled Activity (UDA)	
	2017	2018
April	51	-29
May	728	737
June	1,437	1,740
July	2,183	2,718
August	2,898	3,217
September	3,627	3,493
October	4,356	4,220
November	5,045	5,116
December	5,770	5,611
January	6,259	6,044
February	7,050	7,050
March	7,790	7,632
April	8,336	
May	8,339	
June	8,353	

QUALITY

	Quantity	Base Number	Contract	AT	Region	England
% of FP17s for the same patient ID Re-attending within 3 months - Children	38	1,049	3.6%	10.9%	11.6%	11.9%
% of FP17s for the same patient ID Re-attending within 3 months - Adults	208	2,610	8.0%	14.7%	15.4%	16.0%
% of FP17s for the same patient ID Re-attending between 3 & 9 months - Children	641	1,049	61.1%	57.2%	59.4%	58.3%
% of FP17s for the same patient ID Re-attending between 3 & 9 months - Adults	1,270	2,610	48.7%	48.1%	51.3%	50.3%
% of FP17s for Band 1 Urgent Courses	0	3,362	0.0%	8.7%	8.0%	9.1%
% of FP17s Relating to Free Repair or Replacements	0	3,362	0.0%	0.7%	0.8%	0.8%
% of FP17s Relating to Continuations	16	3,362	0.5%	0.9%	1.0%	1.0%
% of Patients satisfied with the dentistry they have received	6	6	N/A	91.3%	91.7%	91.5%
% of Patients satisfied with the time they had to wait for an appointment	5	6	N/A	86.9%	88.3%	87.9%

* This is based on patients treated on this contract for their most recent course of treatment. Figures in italics indicate the base number of FP17s or Patient Questionnaire responses are less than 100. N/A is shown where the base number of responses is less than 10 during the period. % is calculated as Quantity/Base number*100

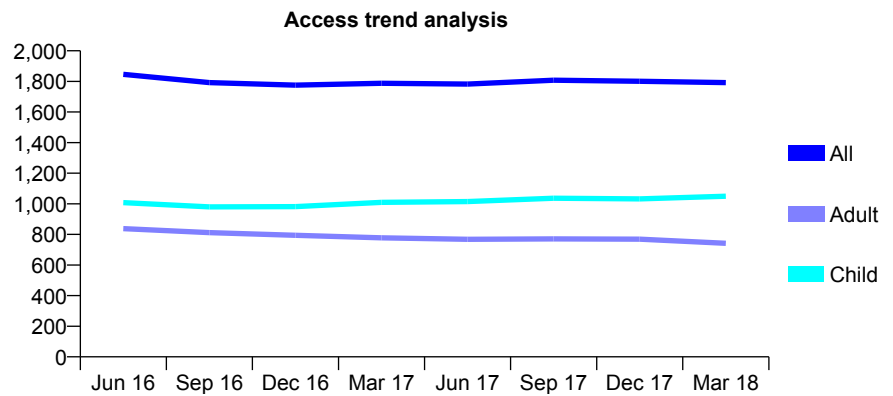
Q58 - Vital Signs At a Glance Contract Report for 573949/0001 - March 2018

Name or company name	MR IJ DIBBLE
Contract type name	GDS Contract
Purpose of contract	General and Orthodontic
Contract start date	01/04/2006
Contract end date	

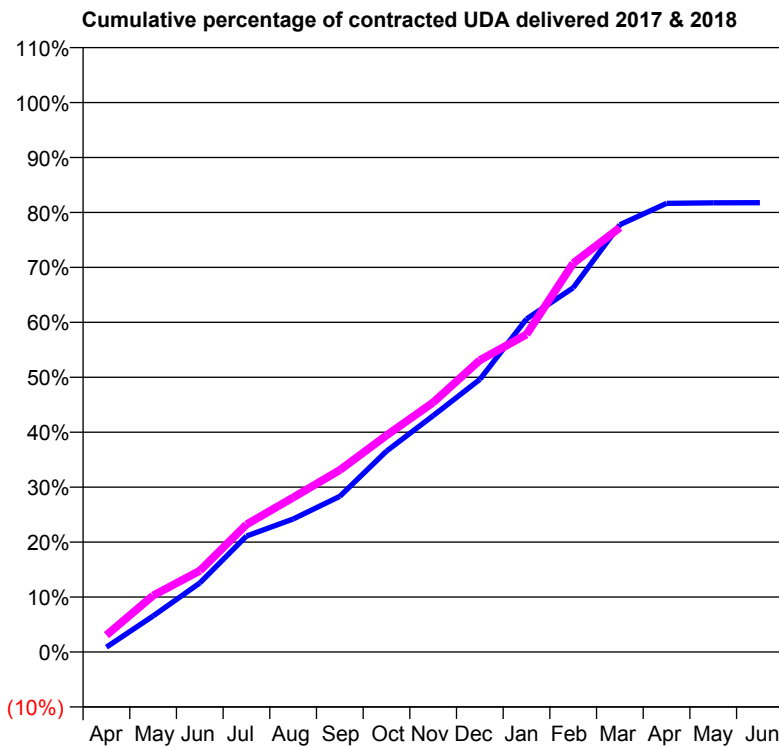
17/18 Contracted general activity (UDA)	4,055
Carry forward general activity (UDA)	0
17/18 Contracted orthodontic activity (UOA)	1,050
Carry forward orthodontic activity (UOA)	0
Baseline contract value	£215,610.24

ACCESS*

Patients seen in 24 months	Total	Change since previous quarter
Quarter ending March 2017	1,788	
Quarter ending June 2017	1,783	→
Quarter ending September 2017	1,808	→
Quarter ending December 2017	1,801	→
Quarter ending March 2018	1,792	→
Variance since March 2017	0.2%	→



ACTIVITY



Month	Adjusted Scheduled Activity (UDA)	
	2017	2018
April	36	124
May	266	416
June	509	600
July	856	942
August	982	1,140
September	1,149	1,343
October	1,482	1,598
November	1,744	1,841
December	2,011	2,154
January	2,458	2,344
February	2,688	2,869
March	3,153	3,131
April	3,311	
May	3,315	
June	3,316	

QUALITY

	Quantity	Base Number	Contract	AT	Region	England
% of FP17s for the same patient ID Re-attending within 3 months - Children	81	1,681	4.8%	10.9%	11.6%	11.9%
% of FP17s for the same patient ID Re-attending within 3 months - Adults	30	784	3.8%	14.7%	15.4%	16.0%
% of FP17s for the same patient ID Re-attending between 3 & 9 months - Children	1,174	1,681	69.8%	57.2%	59.4%	58.3%
% of FP17s for the same patient ID Re-attending between 3 & 9 months - Adults	468	784	59.7%	48.1%	51.3%	50.3%
% of FP17s for Band 1 Urgent Courses	16	2,269	0.7%	8.7%	8.0%	9.1%
% of FP17s Relating to Free Repair or Replacements	0	2,269	0.0%	0.7%	0.8%	0.8%
% of FP17s Relating to Continuations	0	2,269	0.0%	0.9%	1.0%	1.0%
% of Patients satisfied with the dentistry they have received	1	1	N/A	91.3%	91.7%	91.5%
% of Patients satisfied with the time they had to wait for an appointment	1	1	N/A	86.9%	88.3%	87.9%

* This is based on patients treated on this contract for their most recent course of treatment. Figures in italics indicate the base number of FP17s or Patient Questionnaire responses are less than 100. N/A is shown where the base number of responses is less than 10 during the period. % is calculated as Quantity/Base number*100

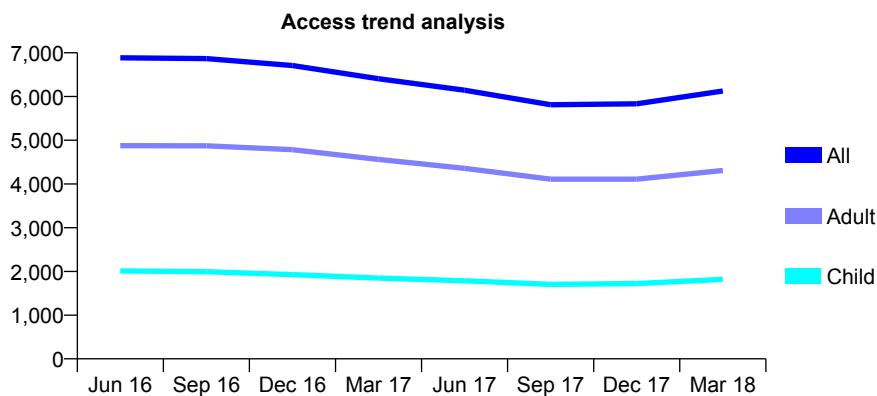
Q58 - Vital Signs At a Glance Contract Report for 575623/0002 - March 2018

Name or company name	MR MK PATEL
Contract type name	GDS Contract
Purpose of contract	General
Contract start date	01/04/2006
Contract end date	

17/18 Contracted general activity (UDA)	14,199
Carry forward general activity (UDA)	274
17/18 Contracted orthodontic activity (UOA)	0
Carry forward orthodontic activity (UOA)	0
Baseline contract value	£338,823.58

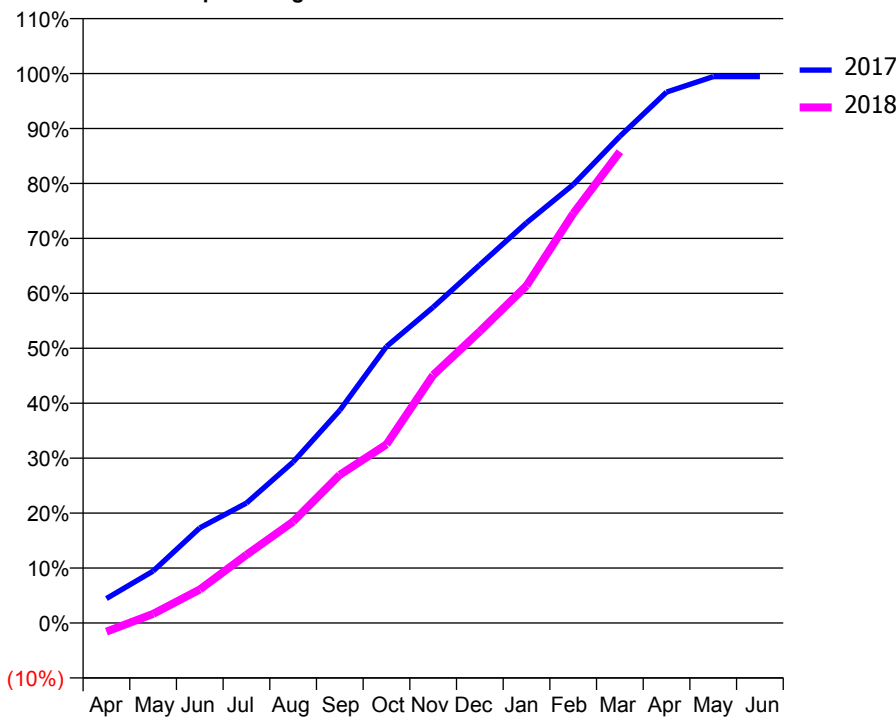
ACCESS*

Patients seen in 24 months	Total	Change since previous quarter
Quarter ending March 2017	6,408	
Quarter ending June 2017	6,143	↓
Quarter ending September 2017	5,812	↓
Quarter ending December 2017	5,833	→
Quarter ending March 2018	6,126	↑
Variance since March 2017	(4.4%)	↓



ACTIVITY

Cumulative percentage of contracted UDA delivered 2017 & 2018



Month	Adjusted Scheduled Activity (UDA)	
	2017	2018
April	631	-225
May	1,342	237
June	2,459	867
July	3,100	1,763
August	4,161	2,622
September	5,496	3,828
October	7,144	4,614
November	8,162	6,407
December	9,257	7,537
January	10,341	8,716
February	11,328	10,579
March	12,575	12,179
April	13,718	
May	14,118	
June	14,119	

QUALITY

	Quantity	Base Number	Contract	AT	Region	England
% of FP17s for the same patient ID Re-attending within 3 months - Children	183	2,458	7.4%	10.9%	11.6%	11.9%
% of FP17s for the same patient ID Re-attending within 3 months - Adults	705	5,400	13.1%	14.7%	15.4%	16.0%
% of FP17s for the same patient ID Re-attending between 3 & 9 months - Children	1,273	2,458	51.8%	57.2%	59.4%	58.3%
% of FP17s for the same patient ID Re-attending between 3 & 9 months - Adults	2,521	5,400	46.7%	48.1%	51.3%	50.3%
% of FP17s for Band 1 Urgent Courses	580	6,164	9.4%	8.7%	8.0%	9.1%
% of FP17s Relating to Free Repair or Replacements	20	6,164	0.3%	0.7%	0.8%	0.8%
% of FP17s Relating to Continuations	10	6,164	0.2%	0.9%	1.0%	1.0%
% of Patients satisfied with the dentistry they have received	4	4	N/A	91.3%	91.7%	91.5%
% of Patients satisfied with the time they had to wait for an appointment	1	4	N/A	86.9%	88.3%	87.9%

* This is based on patients treated on this contract for their most recent course of treatment. Figures in italics indicate the base number of FP17s or Patient Questionnaire responses are less than 100. N/A is shown where the base number of responses is less than 10 during the period. % is calculated as Quantity/Base number*100

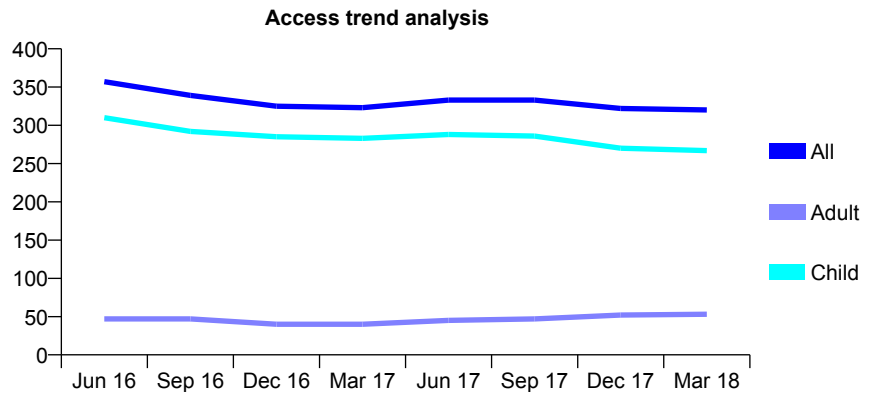
Q58 - Vital Signs At a Glance Contract Report for 575976/0001 - March 2018

Name or company name	MR RJ GOEL
Contract type name	GDS Contract
Purpose of contract	General
Contract start date	01/04/2006
Contract end date	

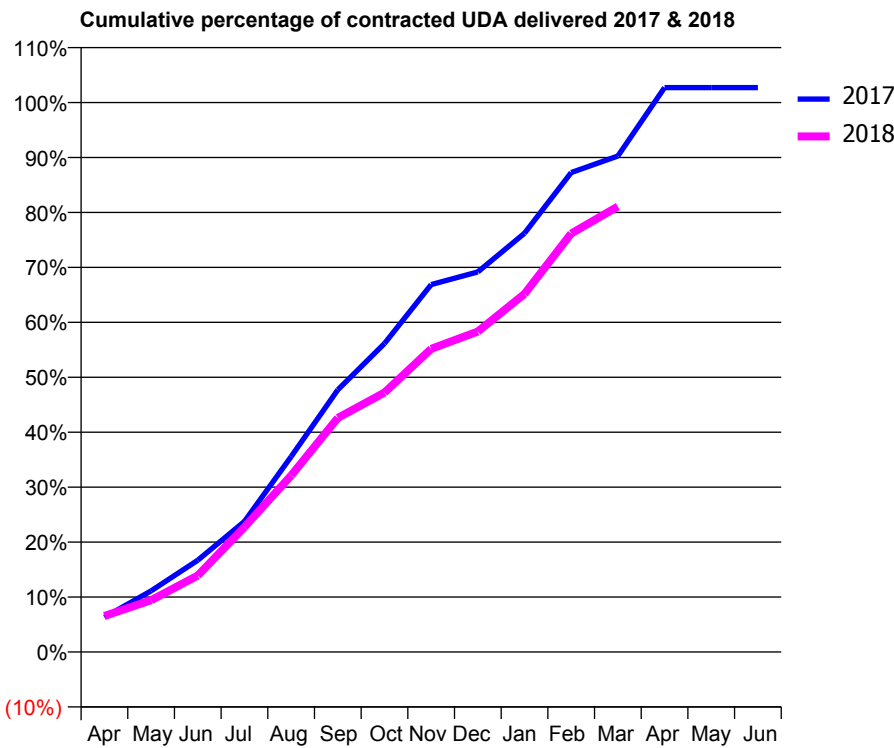
17/18 Contracted general activity (UDA)	700
Carry forward general activity (UDA)	-14
17/18 Contracted orthodontic activity (UOA)	0
Carry forward orthodontic activity (UOA)	0
Baseline contract value	£17,248.00

ACCESS*

Patients seen in 24 months	Total	Change since previous quarter
Quarter ending March 2017	323	
Quarter ending June 2017	333	↑
Quarter ending September 2017	333	→
Quarter ending December 2017	322	↓
Quarter ending March 2018	320	→
Variance since March 2017	(0.9%)	→



ACTIVITY



Month	Adjusted Scheduled Activity (UDA)	
	2017	2018
April	44	46
May	78	66
June	117	97
July	166	159
August	249	225
September	334	298
October	393	330
November	468	386
December	484	408
January	533	456
February	611	533
March	632	567
April	719	
May	719	
June	719	

QUALITY

	Quantity	Base Number	Contract	AT	Region	England
% of FP17s for the same patient ID Re-attending within 3 months - Children	70	549	12.8%	10.9%	11.6%	11.9%
% of FP17s for the same patient ID Re-attending within 3 months - Adults	0	0	N/A	14.7%	15.4%	16.0%
% of FP17s for the same patient ID Re-attending between 3 & 9 months - Children	358	549	65.2%	57.2%	59.4%	58.3%
% of FP17s for the same patient ID Re-attending between 3 & 9 months - Adults	0	0	N/A	48.1%	51.3%	50.3%
% of FP17s for Band 1 Urgent Courses	17	472	3.6%	8.7%	8.0%	9.1%
% of FP17s Relating to Free Repair or Replacements	0	472	0.0%	0.7%	0.8%	0.8%
% of FP17s Relating to Continuations	1	472	0.2%	0.9%	1.0%	1.0%
% of Patients satisfied with the dentistry they have received	0	0	N/A	91.3%	91.7%	91.5%
% of Patients satisfied with the time they had to wait for an appointment	0	0	N/A	86.9%	88.3%	87.9%

* This is based on patients treated on this contract for their most recent course of treatment. Figures in italics indicate the base number of FP17s or Patient Questionnaire responses are less than 100. N/A is shown where the base number of responses is less than 10 during the period. % is calculated as Quantity/Base number*100

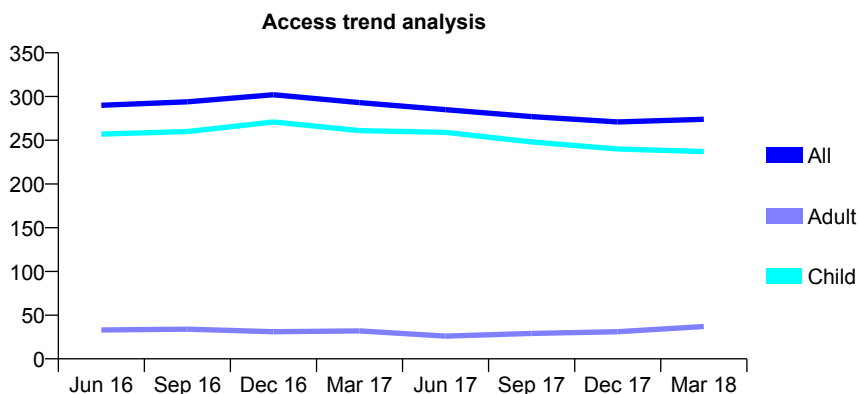
Q58 - Vital Signs At a Glance Contract Report for 576875/0001 - March 2018

Name or company name	MR M GREENSTEIN
Contract type name	GDS Contract
Purpose of contract	General
Contract start date	01/04/2006
Contract end date	

17/18 Contracted general activity (UDA)	548
Carry forward general activity (UDA)	7
17/18 Contracted orthodontic activity (UOA)	0
Carry forward orthodontic activity (UOA)	0
Baseline contract value	£10,985.62

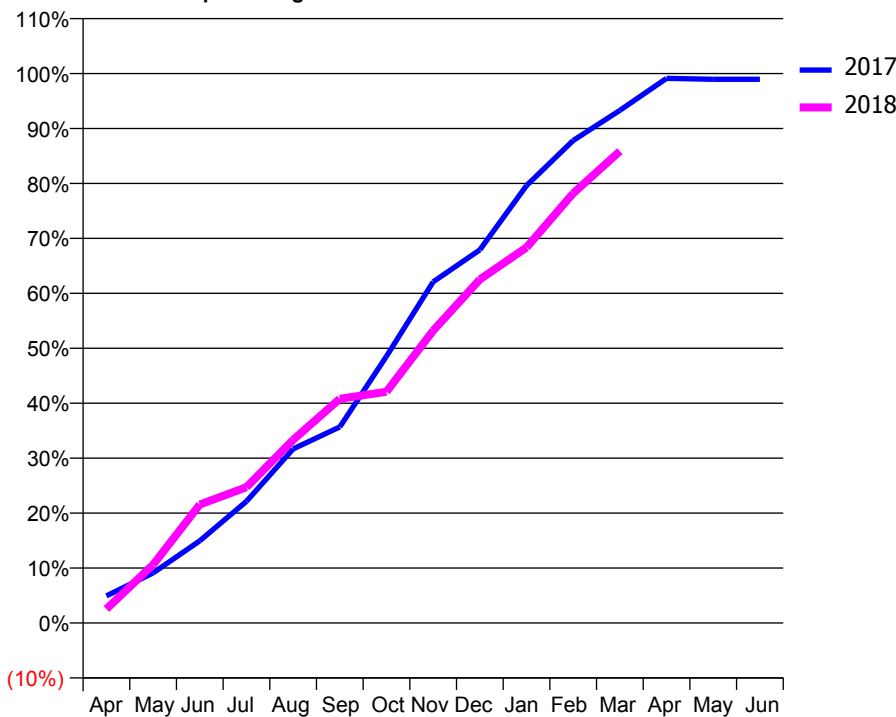
ACCESS*

Patients seen in 24 months	Total	Change since previous quarter
Quarter ending March 2017	293	
Quarter ending June 2017	285	↓
Quarter ending September 2017	277	↓
Quarter ending December 2017	271	↓
Quarter ending March 2018	274	→
Variance since March 2017	(6.5%)	↓



ACTIVITY

Cumulative percentage of contracted UDA delivered 2017 & 2018



Month	Adjusted Scheduled Activity (UDA)	
	2017	2018
April	27	14
May	50	58
June	82	118
July	121	135
August	174	183
September	196	224
October	266	231
November	340	292
December	372	343
January	436	375
February	481	429
March	511	471
April	543	
May	542	
June	542	

QUALITY

	Quantity	Base Number	Contract	AT	Region	England
% of FP17s for the same patient ID Re-attending within 3 months - Children	15	400	3.8%	10.9%	11.6%	11.9%
% of FP17s for the same patient ID Re-attending within 3 months - Adults	0	0	N/A	14.7%	15.4%	16.0%
% of FP17s for the same patient ID Re-attending between 3 & 9 months - Children	281	400	70.3%	57.2%	59.4%	58.3%
% of FP17s for the same patient ID Re-attending between 3 & 9 months - Adults	0	0	N/A	48.1%	51.3%	50.3%
% of FP17s for Band 1 Urgent Courses	3	375	0.8%	8.7%	8.0%	9.1%
% of FP17s Relating to Free Repair or Replacements	0	375	0.0%	0.7%	0.8%	0.8%
% of FP17s Relating to Continuations	2	375	0.5%	0.9%	1.0%	1.0%
% of Patients satisfied with the dentistry they have received	0	0	N/A	91.3%	91.7%	91.5%
% of Patients satisfied with the time they had to wait for an appointment	0	0	N/A	86.9%	88.3%	87.9%

* This is based on patients treated on this contract for their most recent course of treatment. Figures in italics indicate the base number of FP17s or Patient Questionnaire responses are less than 100. N/A is shown where the base number of responses is less than 10 during the period. % is calculated as Quantity/Base number*100

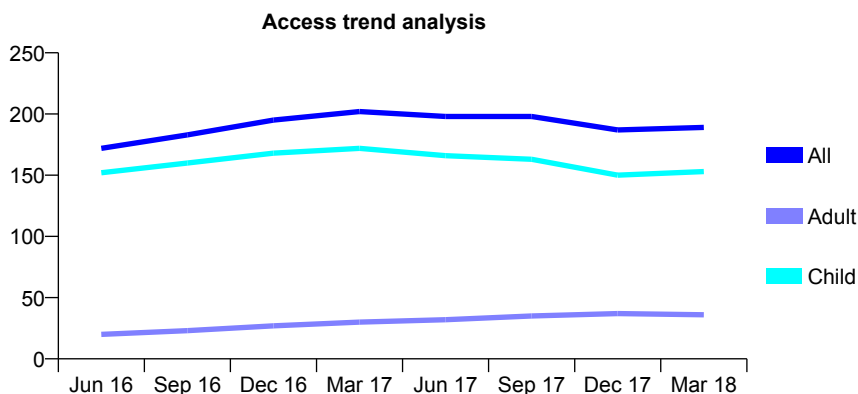
Q58 - Vital Signs At a Glance Contract Report for 624497/0002 - March 2018

Name or company name	Sachin Shah
Contract type name	GDS Contract
Purpose of contract	General
Contract start date	01/03/2015
Contract end date	

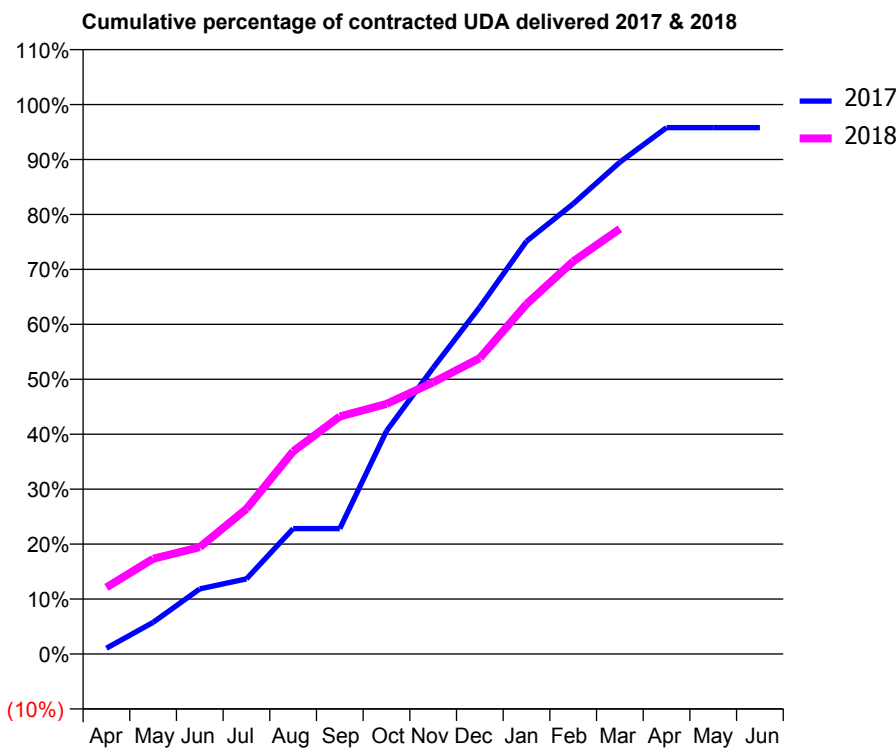
17/18 Contracted general activity (UDA)	660
Carry forward general activity (UDA)	0
17/18 Contracted orthodontic activity (UOA)	0
Carry forward orthodontic activity (UOA)	0
Baseline contract value	£15,738.73

ACCESS*

Patients seen in 24 months	Total	Change since previous quarter
Quarter ending March 2017	202	
Quarter ending June 2017	198	↓
Quarter ending September 2017	198	→
Quarter ending December 2017	187	↓
Quarter ending March 2018	189	→
Variance since March 2017	(6.4%)	↓



ACTIVITY



Month	Adjusted Scheduled Activity (UDA)	
	2017	2018
April	7	80
May	38	114
June	78	128
July	90	174
August	151	243
September	151	285
October	268	300
November	344	326
December	417	355
January	496	420
February	541	472
March	591	511
April	632	-
May	632	-
June	632	-

QUALITY

	Quantity	Base Number	Contract	AT	Region	England
% of FP17s for the same patient ID Re-attending within 3 months - Children	13	230	5.7%	10.9%	11.6%	11.9%
% of FP17s for the same patient ID Re-attending within 3 months - Adults	1	11	9.1%	14.7%	15.4%	16.0%
% of FP17s for the same patient ID Re-attending between 3 & 9 months - Children	157	230	68.3%	57.2%	59.4%	58.3%
% of FP17s for the same patient ID Re-attending between 3 & 9 months - Adults	4	11	36.4%	48.1%	51.3%	50.3%
% of FP17s for Band 1 Urgent Courses	3	225	1.3%	8.7%	8.0%	9.1%
% of FP17s Relating to Free Repair or Replacements	0	225	0.0%	0.7%	0.8%	0.8%
% of FP17s Relating to Continuations	0	225	0.0%	0.9%	1.0%	1.0%
% of Patients satisfied with the dentistry they have received	0	0	N/A	91.3%	91.7%	91.5%
% of Patients satisfied with the time they had to wait for an appointment	0	0	N/A	86.9%	88.3%	87.9%

* This is based on patients treated on this contract for their most recent course of treatment. Figures in italics indicate the base number of FP17s or Patient Questionnaire responses are less than 100. N/A is shown where the base number of responses is less than 10 during the period. % is calculated as Quantity/Base number*100

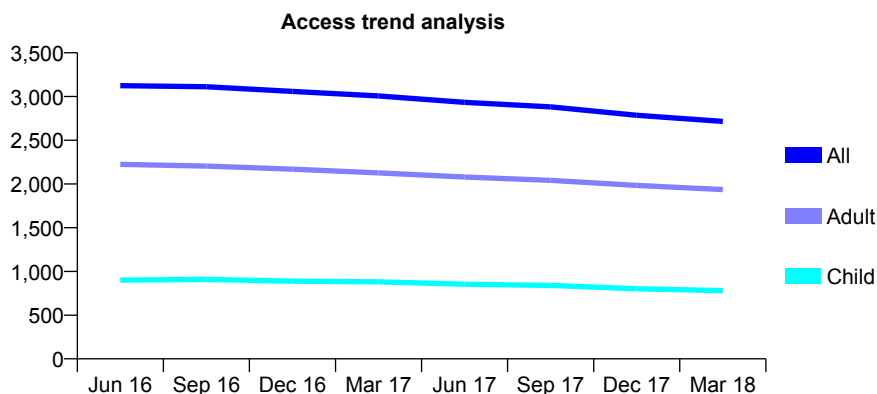
Q58 - Vital Signs At a Glance Contract Report for 624853/0001 - March 2018

Name or company name	MR AV BRAMWELL
Contract type name	GDS Contract
Purpose of contract	General
Contract start date	01/04/2006
Contract end date	

17/18 Contracted general activity (UDA)	7,747
Carry forward general activity (UDA)	0
17/18 Contracted orthodontic activity (UOA)	0
Carry forward orthodontic activity (UOA)	0
Baseline contract value	£176,262.23

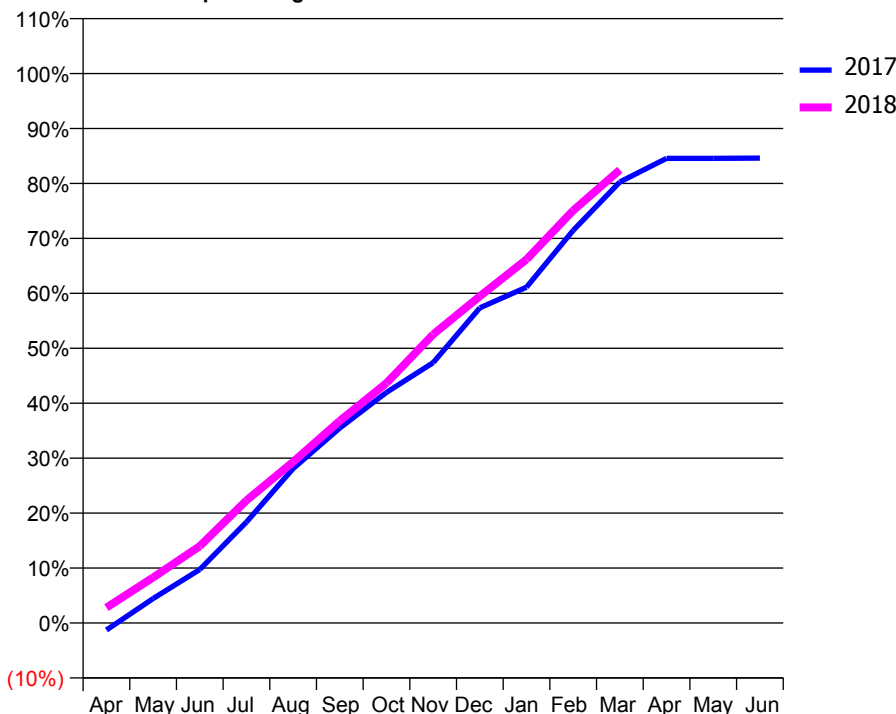
ACCESS*

Patients seen in 24 months	Total	Change since previous quarter
Quarter ending March 2017	3,007	
Quarter ending June 2017	2,934	↓
Quarter ending September 2017	2,881	↓
Quarter ending December 2017	2,785	↓
Quarter ending March 2018	2,716	↓
Variance since March 2017	(9.7%)	↓



ACTIVITY

Cumulative percentage of contracted UDA delivered 2017 & 2018



Month	Adjusted Scheduled Activity (UDA)	
	2017	2018
April	-100	217
May	344	642
June	755	1,084
July	1,425	1,728
August	2,177	2,271
September	2,749	2,850
October	3,252	3,382
November	3,670	4,070
December	4,443	4,607
January	4,735	5,125
February	5,536	5,815
March	6,219	6,388
April	6,550	
May	6,551	
June	6,554	

QUALITY

	Quantity	Base Number	Contract	AT	Region	England
% of FP17s for the same patient ID Re-attending within 3 months - Children	45	976	4.6%	10.9%	11.6%	11.9%
% of FP17s for the same patient ID Re-attending within 3 months - Adults	688	2,837	24.3%	14.7%	15.4%	16.0%
% of FP17s for the same patient ID Re-attending between 3 & 9 months - Children	548	976	56.1%	57.2%	59.4%	58.3%
% of FP17s for the same patient ID Re-attending between 3 & 9 months - Adults	1,352	2,837	47.7%	48.1%	51.3%	50.3%
% of FP17s for Band 1 Urgent Courses	156	3,629	4.3%	8.7%	8.0%	9.1%
% of FP17s Relating to Free Repair or Replacements	57	3,629	1.6%	0.7%	0.8%	0.8%
% of FP17s Relating to Continuations	302	3,629	8.3%	0.9%	1.0%	1.0%
% of Patients satisfied with the dentistry they have received	1	2	N/A	91.3%	91.7%	91.5%
% of Patients satisfied with the time they had to wait for an appointment	1	2	N/A	86.9%	88.3%	87.9%

* This is based on patients treated on this contract for their most recent course of treatment. Figures in italics indicate the base number of FP17s or Patient Questionnaire responses are less than 100. N/A is shown where the base number of responses is less than 10 during the period. % is calculated as Quantity/Base number*100

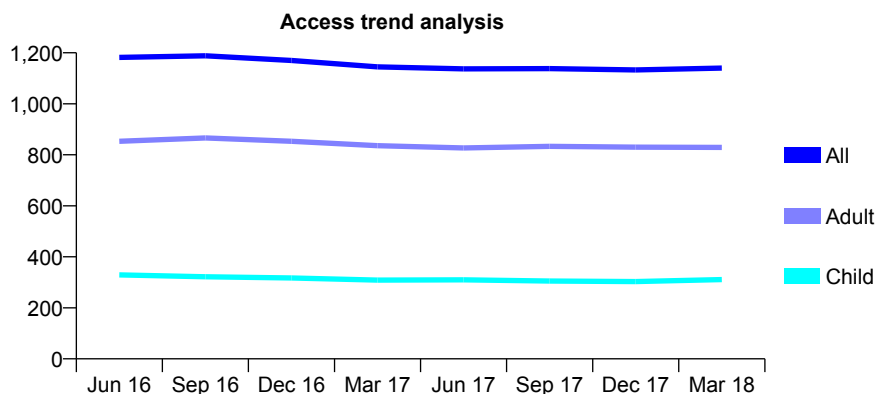
Q58 - Vital Signs At a Glance Contract Report for 625884/0001 - March 2018

Name or company name	MR P JACKSON
Contract type name	GDS Contract
Purpose of contract	General
Contract start date	01/04/2006
Contract end date	

17/18 Contracted general activity (UDA)	2,069
Carry forward general activity (UDA)	0
17/18 Contracted orthodontic activity (UOA)	0
Carry forward orthodontic activity (UOA)	0
Baseline contract value	£51,431.39

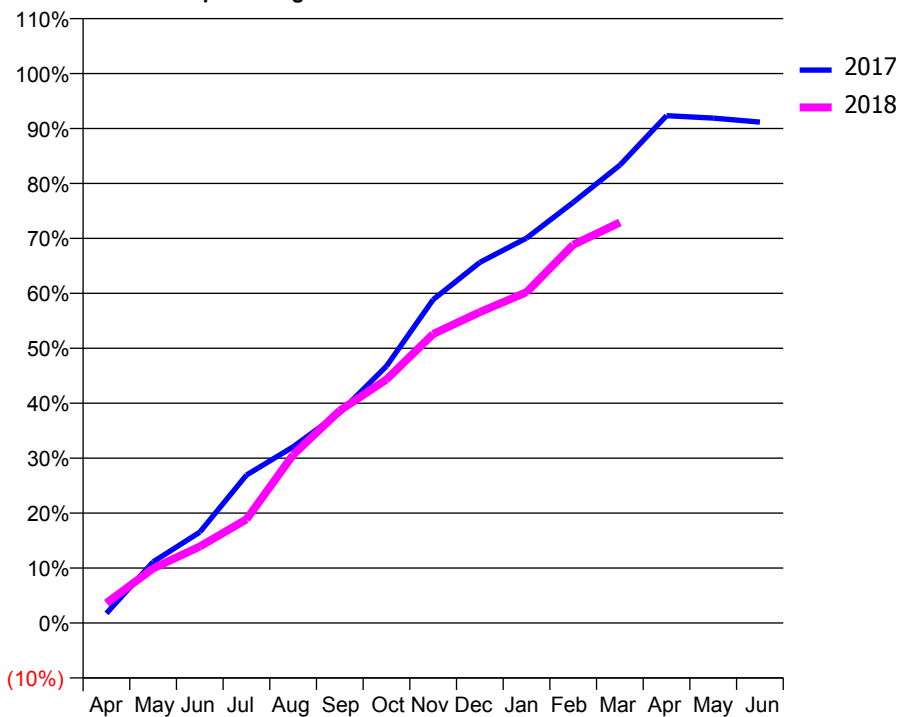
ACCESS*

Patients seen in 24 months	Total	Change since previous quarter
Quarter ending March 2017	1,145	
Quarter ending June 2017	1,137	→
Quarter ending September 2017	1,138	→
Quarter ending December 2017	1,133	→
Quarter ending March 2018	1,140	→
Variance since March 2017	(0.4%)	→



ACTIVITY

Cumulative percentage of contracted UDA delivered 2017 & 2018



Month	Adjusted Scheduled Activity (UDA)	
	2017	2018
April	36	75
May	230	206
June	342	288
July	557	390
August	664	633
September	792	800
October	967	917
November	1,218	1,088
December	1,358	1,170
January	1,449	1,245
February	1,584	1,424
March	1,724	1,508
April	1,910	
May	1,901	
June	1,886	

QUALITY

	Quantity	Base Number	Contract	AT	Region	England
% of FP17s for the same patient ID Re-attending within 3 months - Children	37	475	7.8%	10.9%	11.6%	11.9%
% of FP17s for the same patient ID Re-attending within 3 months - Adults	236	1,173	20.1%	14.7%	15.4%	16.0%
% of FP17s for the same patient ID Re-attending between 3 & 9 months - Children	291	475	61.3%	57.2%	59.4%	58.3%
% of FP17s for the same patient ID Re-attending between 3 & 9 months - Adults	589	1,173	50.2%	48.1%	51.3%	50.3%
% of FP17s for Band 1 Urgent Courses	133	732	18.2%	8.7%	8.0%	9.1%
% of FP17s Relating to Free Repair or Replacements	2	732	0.3%	0.7%	0.8%	0.8%
% of FP17s Relating to Continuations	1	732	0.1%	0.9%	1.0%	1.0%
% of Patients satisfied with the dentistry they have received	1	2	N/A	91.3%	91.7%	91.5%
% of Patients satisfied with the time they had to wait for an appointment	2	2	N/A	86.9%	88.3%	87.9%

* This is based on patients treated on this contract for their most recent course of treatment. Figures in italics indicate the base number of FP17s or Patient Questionnaire responses are less than 100. N/A is shown where the base number of responses is less than 10 during the period. % is calculated as Quantity/Base number*100

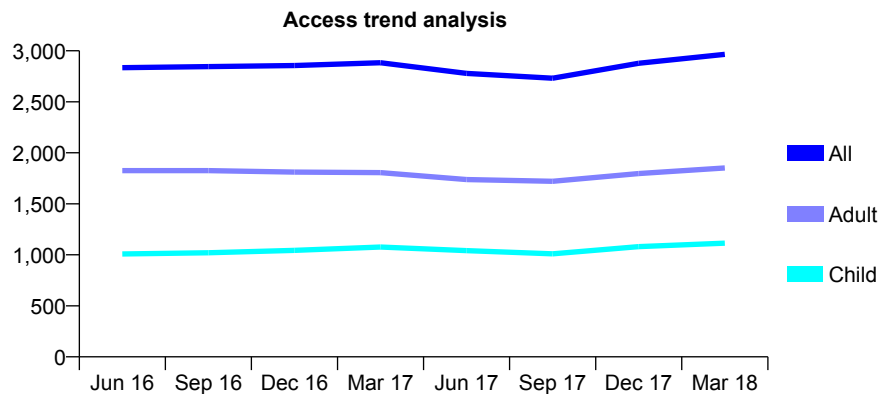
Q58 - Vital Signs At a Glance Contract Report for 631833/0001 - March 2018

Name or company name	MR SM JAGSI
Contract type name	GDS Contract
Purpose of contract	General
Contract start date	01/04/2006
Contract end date	

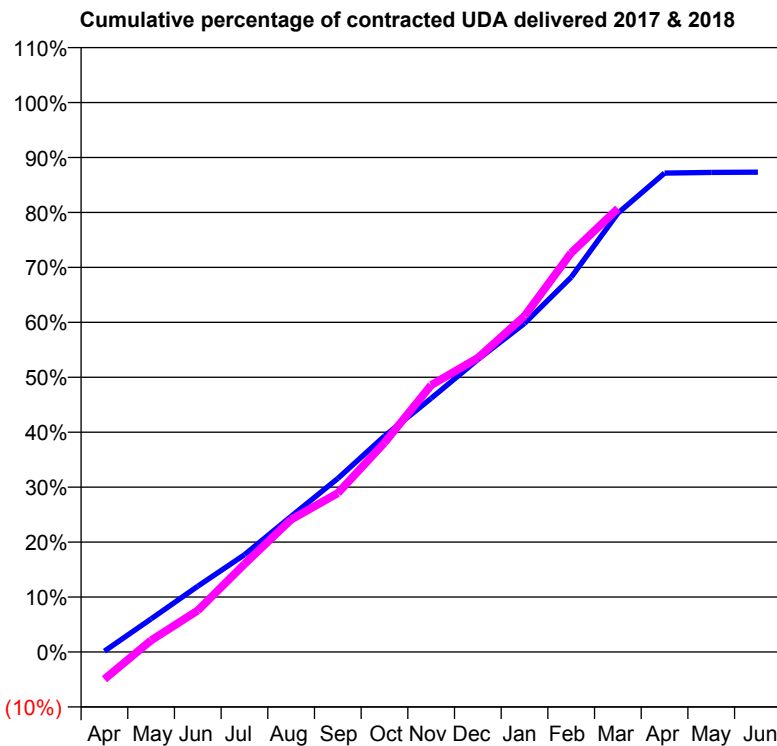
17/18 Contracted general activity (UDA)	10,312
Carry forward general activity (UDA)	800
17/18 Contracted orthodontic activity (UOA)	0
Carry forward orthodontic activity (UOA)	0
Baseline contract value	£323,061.83

ACCESS*

Patients seen in 24 months	Total	Change since previous quarter
Quarter ending March 2017	2,883	
Quarter ending June 2017	2,779	↓
Quarter ending September 2017	2,731	↓
Quarter ending December 2017	2,878	↑
Quarter ending March 2018	2,965	↑
Variance since March 2017	2.8%	↑



ACTIVITY



Month	Adjusted Scheduled Activity (UDA)	
	2017	2018
April	15	-512
May	622	218
June	1,234	779
July	1,827	1,650
August	2,547	2,486
September	3,256	2,980
October	4,052	3,926
November	4,762	5,009
December	5,488	5,520
January	6,168	6,305
February	7,033	7,491
March	8,235	8,321
April	8,987	
May	9,000	
June	9,004	

QUALITY

	Quantity	Base Number	Contract	AT	Region	England
% of FP17s for the same patient ID Re-attending within 3 months - Children	101	1,314	7.7%	10.9%	11.6%	11.9%
% of FP17s for the same patient ID Re-attending within 3 months - Adults	503	2,122	23.7%	14.7%	15.4%	16.0%
% of FP17s for the same patient ID Re-attending between 3 & 9 months - Children	594	1,314	45.2%	57.2%	59.4%	58.3%
% of FP17s for the same patient ID Re-attending between 3 & 9 months - Adults	583	2,122	27.5%	48.1%	51.3%	50.3%
% of FP17s for Band 1 Urgent Courses	674	3,239	20.8%	8.7%	8.0%	9.1%
% of FP17s Relating to Free Repair or Replacements	14	3,239	0.4%	0.7%	0.8%	0.8%
% of FP17s Relating to Continuations	42	3,239	1.3%	0.9%	1.0%	1.0%
% of Patients satisfied with the dentistry they have received	3	4	N/A	91.3%	91.7%	91.5%
% of Patients satisfied with the time they had to wait for an appointment	2	4	N/A	86.9%	88.3%	87.9%

* This is based on patients treated on this contract for their most recent course of treatment. Figures in italics indicate the base number of FP17s or Patient Questionnaire responses are less than 100. N/A is shown where the base number of responses is less than 10 during the period. % is calculated as Quantity/Base number*100

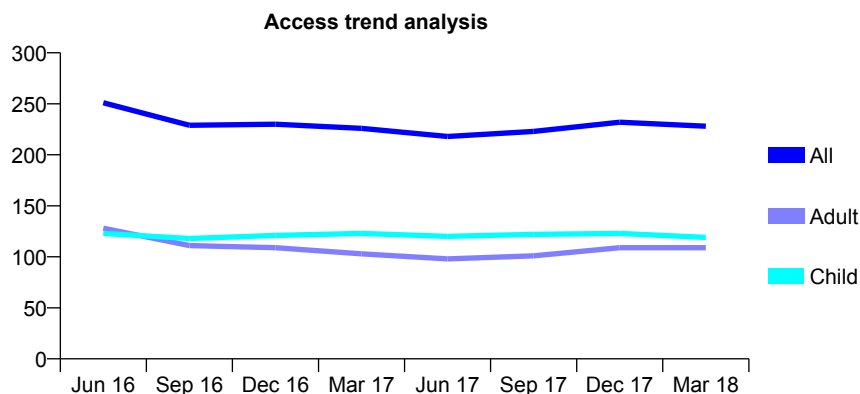
Q58 - Vital Signs At a Glance Contract Report for 636525/0001 - March 2018

Name or company name	MR RH GANATRA
Contract type name	GDS Contract
Purpose of contract	General
Contract start date	01/04/2006
Contract end date	

17/18 Contracted general activity (UDA)	500
Carry forward general activity (UDA)	4
17/18 Contracted orthodontic activity (UOA)	0
Carry forward orthodontic activity (UOA)	0
Baseline contract value	£14,298.22

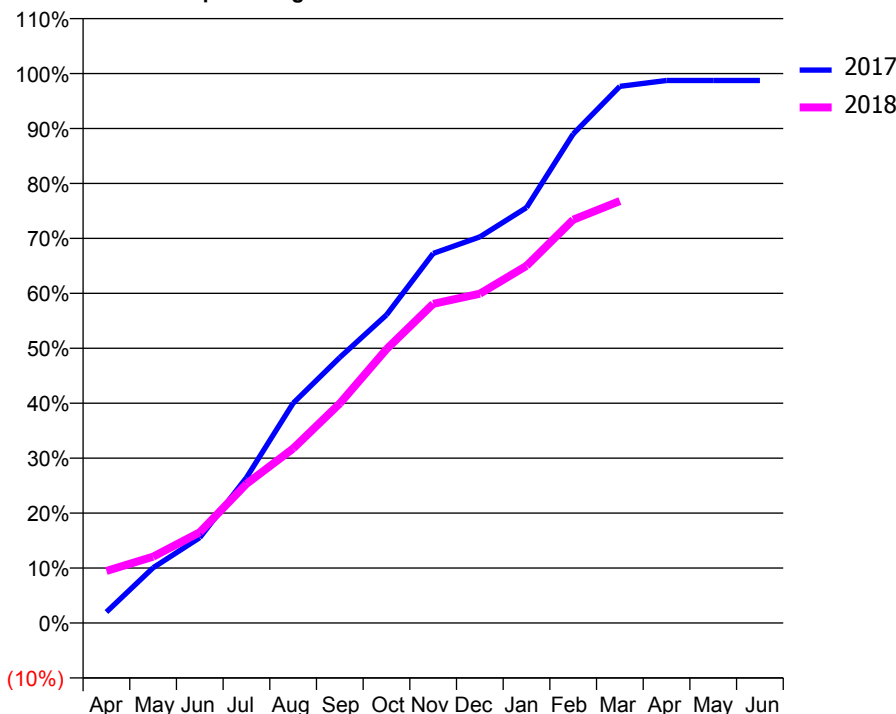
ACCESS*

Patients seen in 24 months	Total	Change since previous quarter
Quarter ending March 2017	226	
Quarter ending June 2017	218	↓
Quarter ending September 2017	223	↑
Quarter ending December 2017	232	↑
Quarter ending March 2018	228	↓
Variance since March 2017	0.9%	→



ACTIVITY

Cumulative percentage of contracted UDA delivered 2017 & 2018



Month	Adjusted Scheduled Activity (UDA)	
	2017	2018
April	6	47
May	30	60
June	47	83
July	79	127
August	120	159
September	145	200
October	168	249
November	202	290
December	211	300
January	227	325
February	267	367
March	293	384
April	296	
May	296	
June	296	

QUALITY

	Quantity	Base Number	Contract	AT	Region	England
% of FP17s for the same patient ID Re-attending within 3 months - Children	4	143	2.8%	10.9%	11.6%	11.9%
% of FP17s for the same patient ID Re-attending within 3 months - Adults	2	109	1.8%	14.7%	15.4%	16.0%
% of FP17s for the same patient ID Re-attending between 3 & 9 months - Children	74	143	51.7%	57.2%	59.4%	58.3%
% of FP17s for the same patient ID Re-attending between 3 & 9 months - Adults	54	109	49.5%	48.1%	51.3%	50.3%
% of FP17s for Band 1 Urgent Courses	10	244	4.1%	8.7%	8.0%	9.1%
% of FP17s Relating to Free Repair or Replacements	0	244	0.0%	0.7%	0.8%	0.8%
% of FP17s Relating to Continuations	1	244	0.4%	0.9%	1.0%	1.0%
% of Patients satisfied with the dentistry they have received	1	1	N/A	91.3%	91.7%	91.5%
% of Patients satisfied with the time they had to wait for an appointment	1	1	N/A	86.9%	88.3%	87.9%

* This is based on patients treated on this contract for their most recent course of treatment. Figures in italics indicate the base number of FP17s or Patient Questionnaire responses are less than 100. N/A is shown where the base number of responses is less than 10 during the period. % is calculated as Quantity/Base number*100

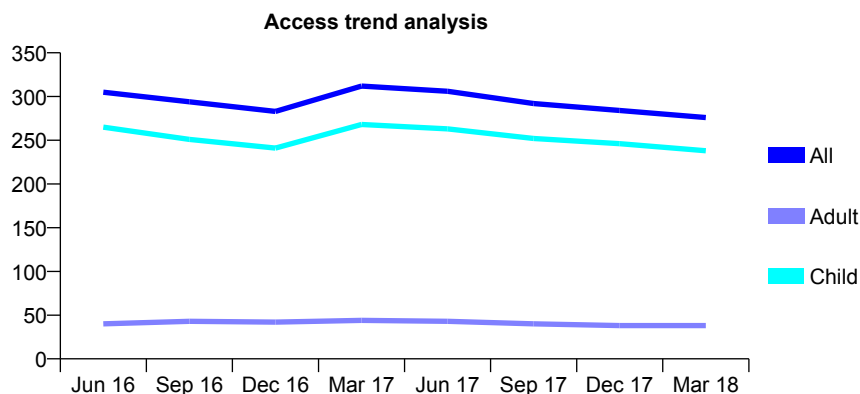
Q58 - Vital Signs At a Glance Contract Report for 638439/0001 - March 2018

Name or company name	MR B MILIJIC
Contract type name	GDS Contract
Purpose of contract	General
Contract start date	01/04/2006
Contract end date	

17/18 Contracted general activity (UDA)	710
Carry forward general activity (UDA)	0
17/18 Contracted orthodontic activity (UOA)	0
Carry forward orthodontic activity (UOA)	0
Baseline contract value	£18,164.38

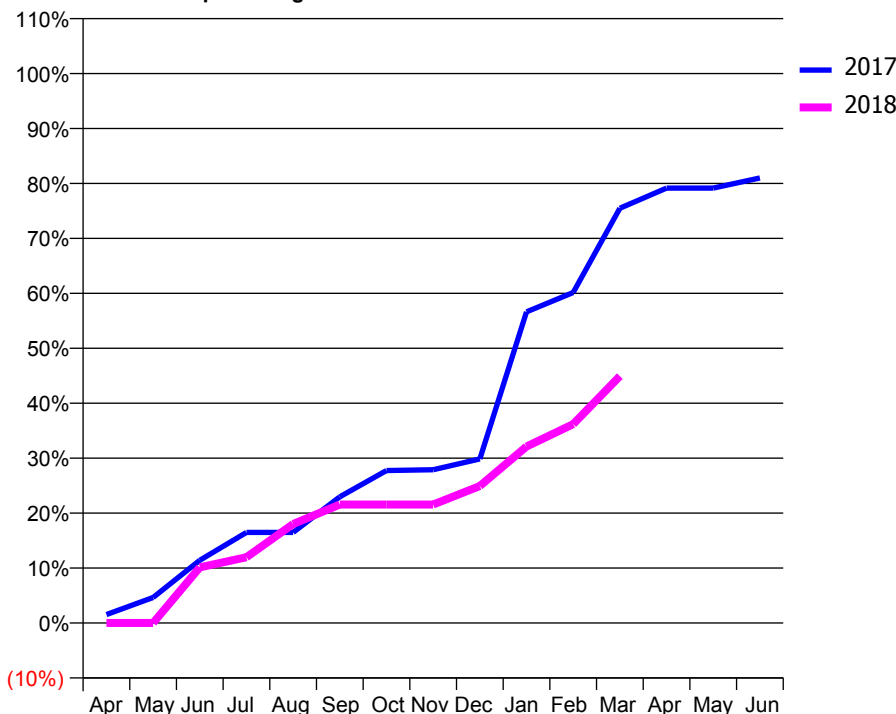
ACCESS*

Patients seen in 24 months	Total	Change since previous quarter
Quarter ending March 2017	312	
Quarter ending June 2017	306	↓
Quarter ending September 2017	292	↓
Quarter ending December 2017	284	↓
Quarter ending March 2018	276	↓
Variance since March 2017	(11.5%)	↓



ACTIVITY

Cumulative percentage of contracted UDA delivered 2017 & 2018



Month	Adjusted Scheduled Activity (UDA)	
	2017	2018
April	11	0
May	33	0
June	81	72
July	117	85
August	117	128
September	163	153
October	197	153
November	198	153
December	212	177
January	402	228
February	427	257
March	536	319
April	562	
May	562	
June	575	

QUALITY

	Quantity	Base Number	Contract	AT	Region	England
% of FP17s for the same patient ID Re-attending within 3 months - Children	17	274	6.2%	10.9%	11.6%	11.9%
% of FP17s for the same patient ID Re-attending within 3 months - Adults	1	18	5.6%	14.7%	15.4%	16.0%
% of FP17s for the same patient ID Re-attending between 3 & 9 months - Children	144	274	52.6%	57.2%	59.4%	58.3%
% of FP17s for the same patient ID Re-attending between 3 & 9 months - Adults	12	18	66.7%	48.1%	51.3%	50.3%
% of FP17s for Band 1 Urgent Courses	0	273	0.0%	8.7%	8.0%	9.1%
% of FP17s Relating to Free Repair or Replacements	0	273	0.0%	0.7%	0.8%	0.8%
% of FP17s Relating to Continuations	0	273	0.0%	0.9%	1.0%	1.0%
% of Patients satisfied with the dentistry they have received	1	1	N/A	91.3%	91.7%	91.5%
% of Patients satisfied with the time they had to wait for an appointment	1	1	N/A	86.9%	88.3%	87.9%

* This is based on patients treated on this contract for their most recent course of treatment. Figures in italics indicate the base number of FP17s or Patient Questionnaire responses are less than 100. N/A is shown where the base number of responses is less than 10 during the period. % is calculated as Quantity/Base number*100

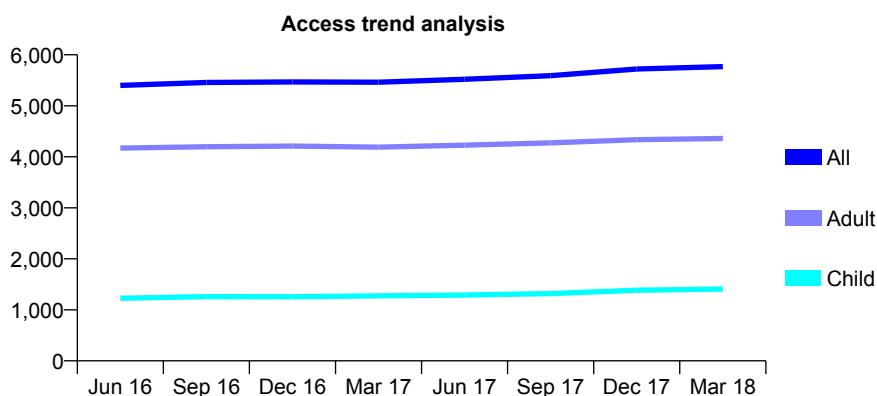
Q58 - Vital Signs At a Glance Contract Report for 643920/0001 - March 2018

Name or company name	MISS TA HAKIMJI
Contract type name	GDS Contract
Purpose of contract	General
Contract start date	01/03/2012
Contract end date	

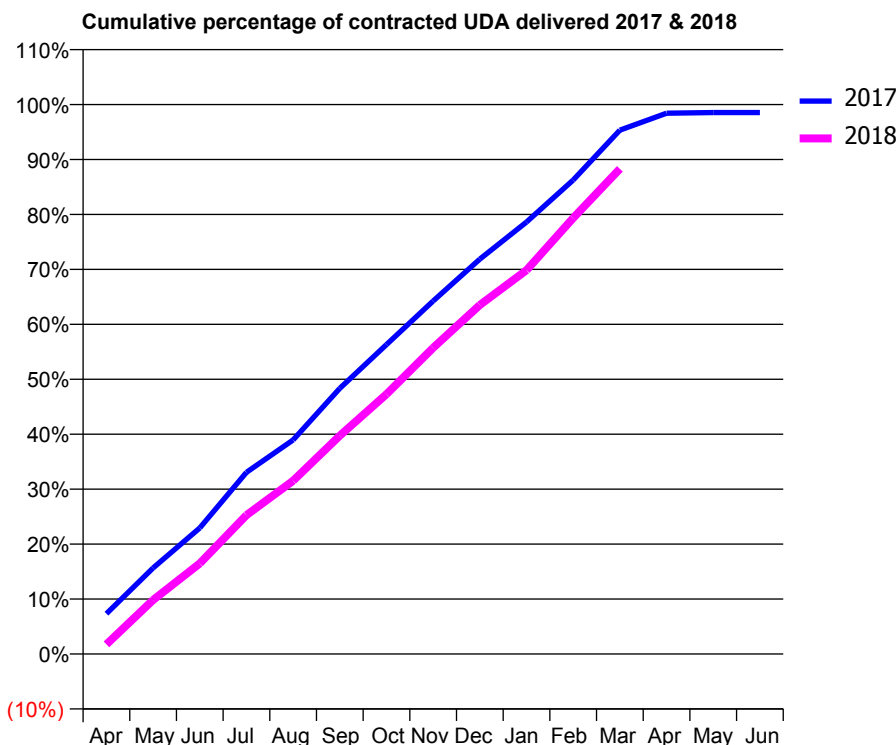
17/18 Contracted general activity (UDA)	18,255
Carry forward general activity (UDA)	268
17/18 Contracted orthodontic activity (UOA)	0
Carry forward orthodontic activity (UOA)	0
Baseline contract value	£416,266.22

ACCESS*

Patients seen in 24 months	Total	Change since previous quarter
Quarter ending March 2017	5,464	
Quarter ending June 2017	5,520	→
Quarter ending September 2017	5,592	→
Quarter ending December 2017	5,721	↑
Quarter ending March 2018	5,769	→
Variance since March 2017	5.6%	↑



ACTIVITY



Month	Adjusted Scheduled Activity (UDA)	
	2017	2018
April	1,338	323
May	2,860	1,798
June	4,186	3,008
July	6,035	4,615
August	7,113	5,756
September	8,826	7,256
October	10,279	8,632
November	11,727	10,172
December	13,121	11,595
January	14,352	12,752
February	15,745	14,484
March	17,405	16,120
April	17,965	
May	17,986	
June	17,987	

QUALITY

	Quantity	Base Number	Contract	AT	Region	England
% of FP17s for the same patient ID Re-attending within 3 months - Children	204	2,500	8.2%	10.9%	11.6%	11.9%
% of FP17s for the same patient ID Re-attending within 3 months - Adults	814	6,942	11.7%	14.7%	15.4%	16.0%
% of FP17s for the same patient ID Re-attending between 3 & 9 months - Children	1,688	2,500	67.5%	57.2%	59.4%	58.3%
% of FP17s for the same patient ID Re-attending between 3 & 9 months - Adults	4,400	6,942	63.4%	48.1%	51.3%	50.3%
% of FP17s for Band 1 Urgent Courses	597	9,144	6.5%	8.7%	8.0%	9.1%
% of FP17s Relating to Free Repair or Replacements	19	9,144	0.2%	0.7%	0.8%	0.8%
% of FP17s Relating to Continuations	120	9,144	1.3%	0.9%	1.0%	1.0%
% of Patients satisfied with the dentistry they have received	6	7	N/A	91.3%	91.7%	91.5%
% of Patients satisfied with the time they had to wait for an appointment	6	7	N/A	86.9%	88.3%	87.9%

* This is based on patients treated on this contract for their most recent course of treatment. Figures in italics indicate the base number of FP17s or Patient Questionnaire responses are less than 100. N/A is shown where the base number of responses is less than 10 during the period. % is calculated as Quantity/Base number*100

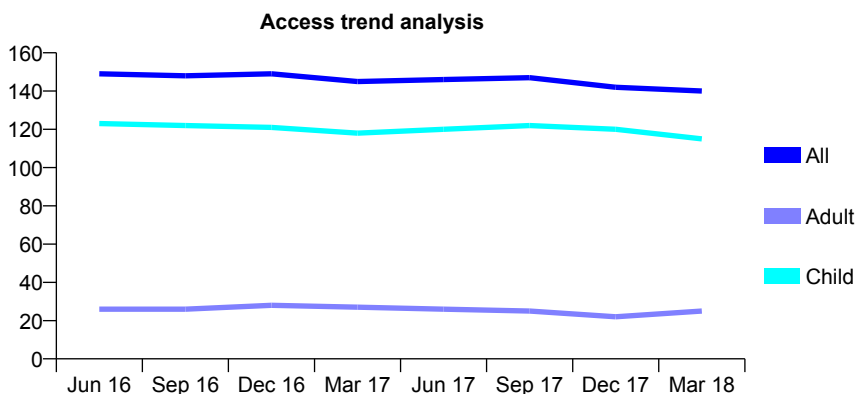
Q58 - Vital Signs At a Glance Contract Report for 649481/0001 - March 2018

Name or company name	MISS M DYTHAM
Contract type name	GDS Contract
Purpose of contract	General
Contract start date	01/04/2006
Contract end date	

17/18 Contracted general activity (UDA)	290
Carry forward general activity (UDA)	0
17/18 Contracted orthodontic activity (UOA)	0
Carry forward orthodontic activity (UOA)	0
Baseline contract value	£6,443.08

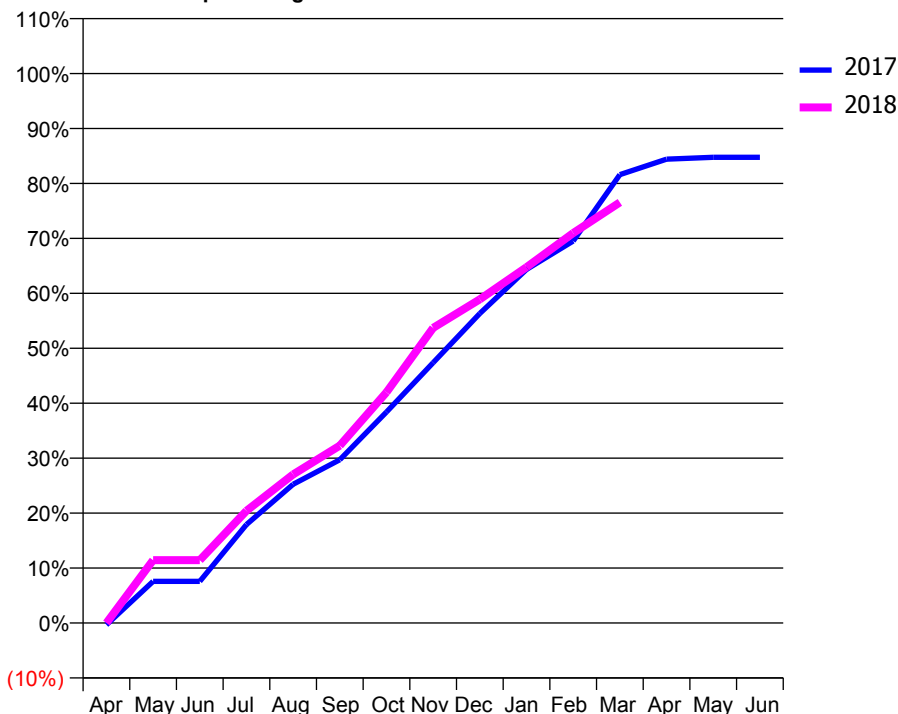
ACCESS*

Patients seen in 24 months	Total	Change since previous quarter
Quarter ending March 2017	145	
Quarter ending June 2017	146	→
Quarter ending September 2017	147	→
Quarter ending December 2017	142	↓
Quarter ending March 2018	140	↓
Variance since March 2017	(3.4%)	↓



ACTIVITY

Cumulative percentage of contracted UDA delivered 2017 & 2018



Month	Adjusted Scheduled Activity (UDA)	
	2017	2018
April	-1	0
May	22	33
June	22	33
July	52	59
August	73	78
September	86	94
October	111	122
November	137	156
December	163	171
January	187	188
February	202	206
March	237	222
April	245	
May	246	
June	246	

QUALITY

	Quantity	Base Number	Contract	AT	Region	England
% of FP17s for the same patient ID Re-attending within 3 months - Children	7	188	3.7%	10.9%	11.6%	11.9%
% of FP17s for the same patient ID Re-attending within 3 months - Adults	0	12	0.0%	14.7%	15.4%	16.0%
% of FP17s for the same patient ID Re-attending between 3 & 9 months - Children	148	188	78.7%	57.2%	59.4%	58.3%
% of FP17s for the same patient ID Re-attending between 3 & 9 months - Adults	11	12	91.7%	48.1%	51.3%	50.3%
% of FP17s for Band 1 Urgent Courses	5	191	2.6%	8.7%	8.0%	9.1%
% of FP17s Relating to Free Repair or Replacements	0	191	0.0%	0.7%	0.8%	0.8%
% of FP17s Relating to Continuations	0	191	0.0%	0.9%	1.0%	1.0%
% of Patients satisfied with the dentistry they have received	0	0	N/A	91.3%	91.7%	91.5%
% of Patients satisfied with the time they had to wait for an appointment	0	0	N/A	86.9%	88.3%	87.9%

* This is based on patients treated on this contract for their most recent course of treatment. Figures in italics indicate the base number of FP17s or Patient Questionnaire responses are less than 100. N/A is shown where the base number of responses is less than 10 during the period. % is calculated as Quantity/Base number*100

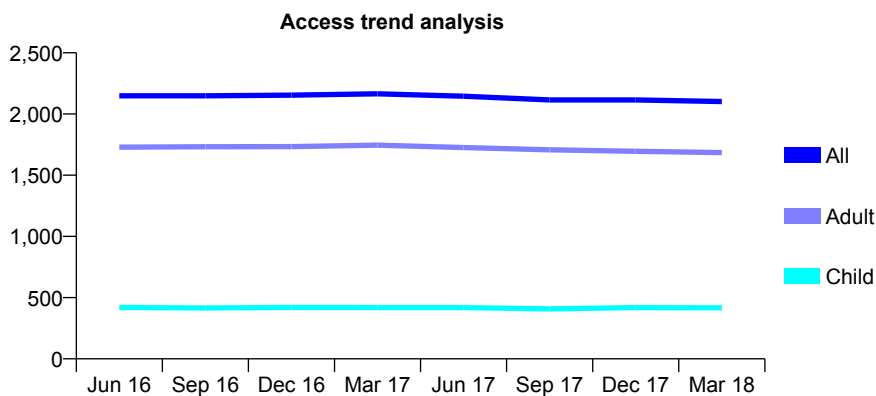
Q58 - Vital Signs At a Glance Contract Report for 650692/0001 - March 2018

Name or company name	MR AE DEITSCH
Contract type name	GDS Contract
Purpose of contract	General
Contract start date	01/04/2006
Contract end date	

17/18 Contracted general activity (UDA)	6,885
Carry forward general activity (UDA)	0
17/18 Contracted orthodontic activity (UOA)	0
Carry forward orthodontic activity (UOA)	0
Baseline contract value	£173,405.50

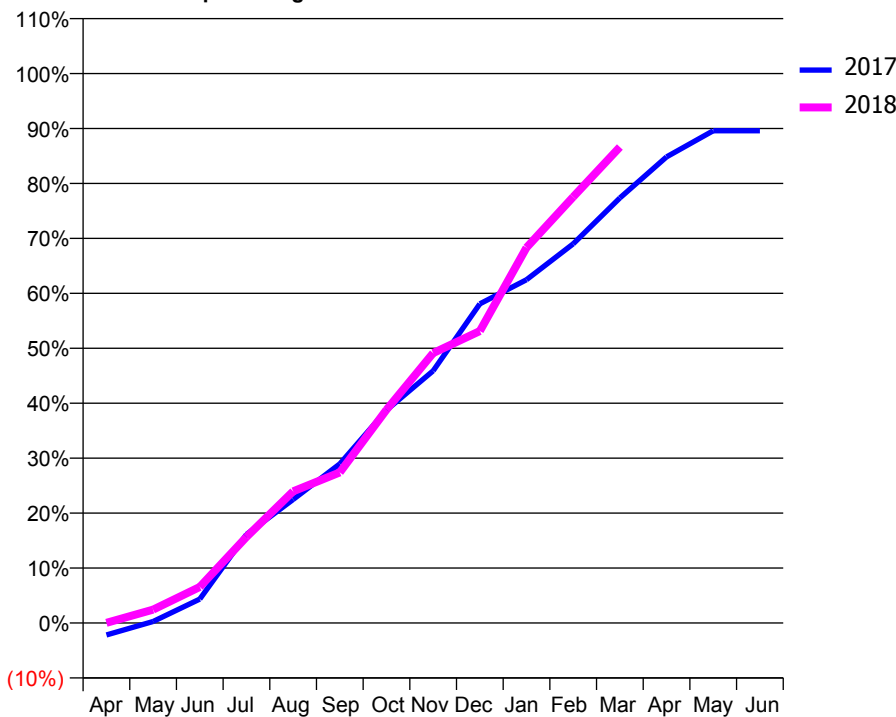
ACCESS*

Patients seen in 24 months	Total	Change since previous quarter
Quarter ending March 2017	2,165	
Quarter ending June 2017	2,145	→
Quarter ending September 2017	2,115	↓
Quarter ending December 2017	2,115	→
Quarter ending March 2018	2,102	→
Variance since March 2017	(2.9%)	↓



ACTIVITY

Cumulative percentage of contracted UDA delivered 2017 & 2018



Month	Adjusted Scheduled Activity (UDA)	
	2017	2018
April	-152	3
May	19	168
June	300	452
July	1,111	1,079
August	1,549	1,650
September	1,994	1,887
October	2,668	2,672
November	3,161	3,382
December	3,999	3,658
January	4,301	4,705
February	4,751	5,338
March	5,325	5,964
April	5,839	
May	6,168	
June	6,168	

QUALITY

	Quantity	Base Number	Contract	AT	Region	England
% of FP17s for the same patient ID Re-attending within 3 months - Children	51	597	8.5%	10.9%	11.6%	11.9%
% of FP17s for the same patient ID Re-attending within 3 months - Adults	576	2,572	22.4%	14.7%	15.4%	16.0%
% of FP17s for the same patient ID Re-attending between 3 & 9 months - Children	292	597	48.9%	57.2%	59.4%	58.3%
% of FP17s for the same patient ID Re-attending between 3 & 9 months - Adults	1,118	2,572	43.5%	48.1%	51.3%	50.3%
% of FP17s for Band 1 Urgent Courses	313	2,701	11.6%	8.7%	8.0%	9.1%
% of FP17s Relating to Free Repair or Replacements	51	2,701	1.9%	0.7%	0.8%	0.8%
% of FP17s Relating to Continuations	65	2,701	2.4%	0.9%	1.0%	1.0%
% of Patients satisfied with the dentistry they have received	2	2	N/A	91.3%	91.7%	91.5%
% of Patients satisfied with the time they had to wait for an appointment	2	2	N/A	86.9%	88.3%	87.9%

* This is based on patients treated on this contract for their most recent course of treatment. Figures in italics indicate the base number of FP17s or Patient Questionnaire responses are less than 100. N/A is shown where the base number of responses is less than 10 during the period. % is calculated as Quantity/Base number*100

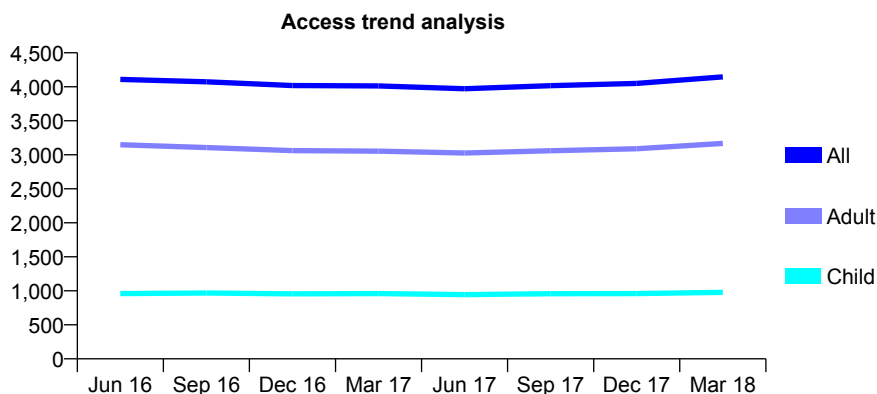
Q58 - Vital Signs At a Glance Contract Report for 657050/0001 - March 2018

Name or company name	MR ME FRIEDMANN
Contract type name	GDS Contract
Purpose of contract	General
Contract start date	01/04/2006
Contract end date	

17/18 Contracted general activity (UDA)	11,624
Carry forward general activity (UDA)	55
17/18 Contracted orthodontic activity (UOA)	0
Carry forward orthodontic activity (UOA)	0
Baseline contract value	£282,995.80

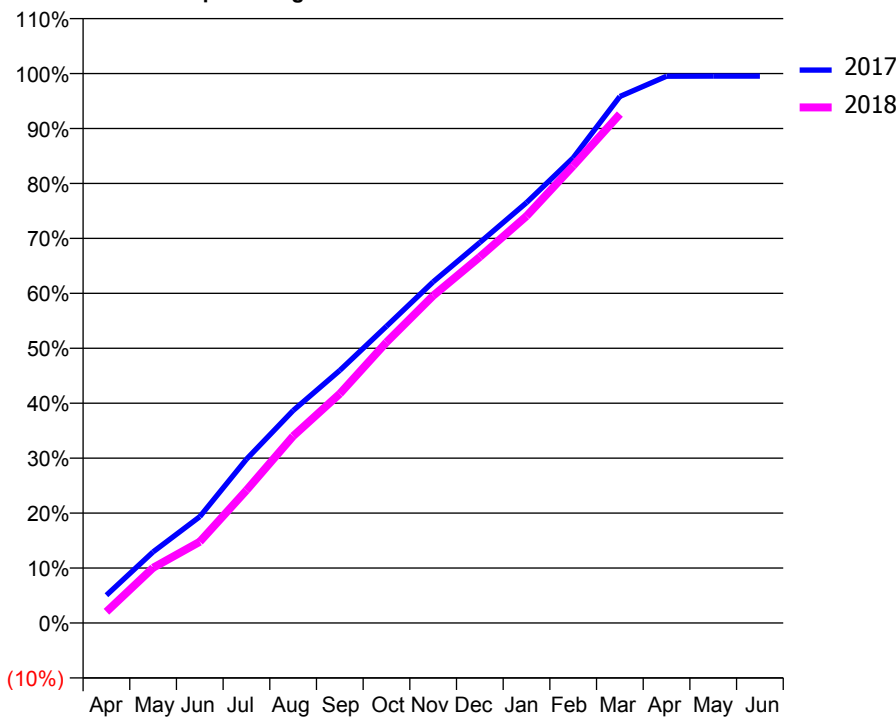
ACCESS*

Patients seen in 24 months	Total	Change since previous quarter
Quarter ending March 2017	4,012	
Quarter ending June 2017	3,971	↓
Quarter ending September 2017	4,017	→
Quarter ending December 2017	4,050	→
Quarter ending March 2018	4,146	↑
Variance since March 2017	3.3%	↑



ACTIVITY

Cumulative percentage of contracted UDA delivered 2017 & 2018



Month	Adjusted Scheduled Activity (UDA)	
	2017	2018
April	588	238
May	1,505	1,170
June	2,250	1,719
July	3,466	2,808
August	4,494	3,953
September	5,345	4,851
October	6,278	5,940
November	7,217	6,924
December	8,050	7,743
January	8,893	8,608
February	9,842	9,671
March	11,138	10,765
April	11,566	
May	11,569	
June	11,569	

QUALITY

	Quantity	Base Number	Contract	AT	Region	England
% of FP17s for the same patient ID Re-attending within 3 months - Children	101	1,453	7.0%	10.9%	11.6%	11.9%
% of FP17s for the same patient ID Re-attending within 3 months - Adults	699	4,827	14.5%	14.7%	15.4%	16.0%
% of FP17s for the same patient ID Re-attending between 3 & 9 months - Children	905	1,453	62.3%	57.2%	59.4%	58.3%
% of FP17s for the same patient ID Re-attending between 3 & 9 months - Adults	2,935	4,827	60.8%	48.1%	51.3%	50.3%
% of FP17s for Band 1 Urgent Courses	658	6,088	10.8%	8.7%	8.0%	9.1%
% of FP17s Relating to Free Repair or Replacements	67	6,088	1.1%	0.7%	0.8%	0.8%
% of FP17s Relating to Continuations	44	6,088	0.7%	0.9%	1.0%	1.0%
% of Patients satisfied with the dentistry they have received	4	4	N/A	91.3%	91.7%	91.5%
% of Patients satisfied with the time they had to wait for an appointment	2	4	N/A	86.9%	88.3%	87.9%

* This is based on patients treated on this contract for their most recent course of treatment. Figures in italics indicate the base number of FP17s or Patient Questionnaire responses are less than 100. N/A is shown where the base number of responses is less than 10 during the period. % is calculated as Quantity/Base number*100

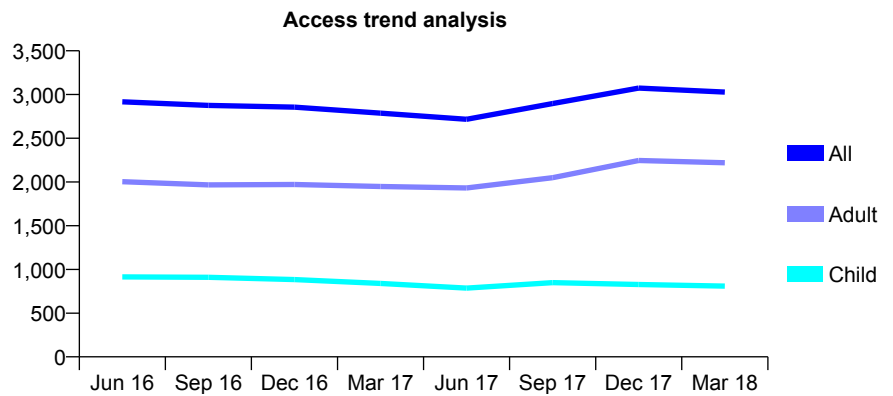
Q58 - Vital Signs At a Glance Contract Report for 658189/0002 - March 2018

Name or company name	Broughton Dental Partnership
Contract type name	GDS Contract
Purpose of contract	General
Contract start date	01/04/2007
Contract end date	

17/18 Contracted general activity (UDA)	7,883
Carry forward general activity (UDA)	109
17/18 Contracted orthodontic activity (UOA)	0
Carry forward orthodontic activity (UOA)	0
Baseline contract value	£170,578.77

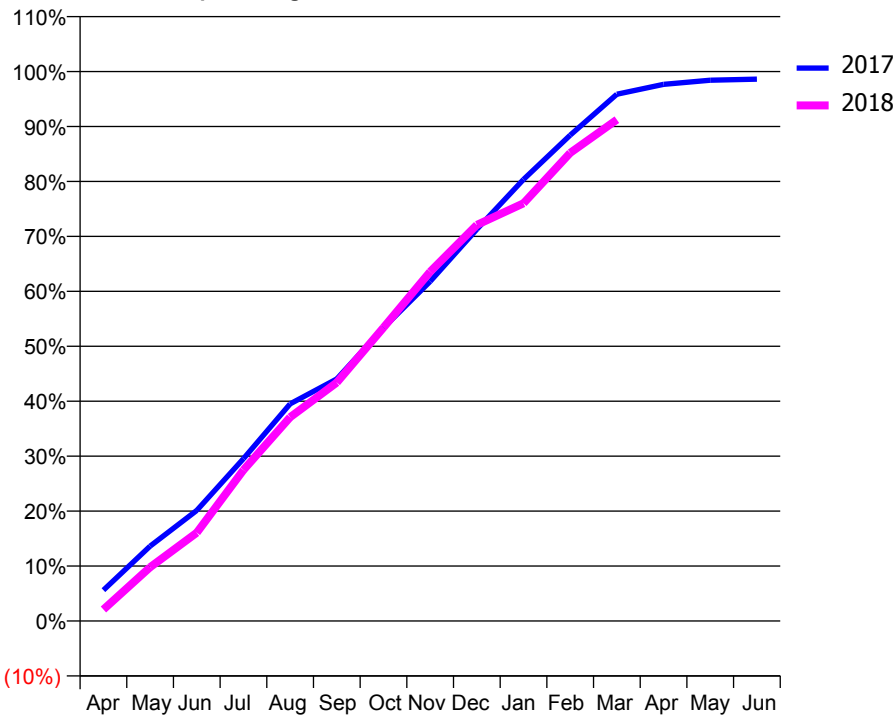
ACCESS*

Patients seen in 24 months	Total	Change since previous quarter
Quarter ending March 2017	2,787	
Quarter ending June 2017	2,717	↓
Quarter ending September 2017	2,897	↑
Quarter ending December 2017	3,073	↑
Quarter ending March 2018	3,028	↓
Variance since March 2017	8.6%	↑



ACTIVITY

Cumulative percentage of contracted UDA delivered 2017 & 2018



Month	Adjusted Scheduled Activity (UDA)	
	2017	2018
April	442	165
May	1,075	773
June	1,587	1,267
July	2,330	2,167
August	3,115	2,924
September	3,472	3,422
October	4,206	4,209
November	4,872	5,012
December	5,620	5,682
January	6,335	5,992
February	6,971	6,715
March	7,558	7,191
April	7,699	
May	7,758	
June	7,774	

QUALITY

	Quantity	Base Number	Contract	AT	Region	England
% of FP17s for the same patient ID Re-attending within 3 months - Children	49	1,154	4.2%	10.9%	11.6%	11.9%
% of FP17s for the same patient ID Re-attending within 3 months - Adults	540	3,398	15.9%	14.7%	15.4%	16.0%
% of FP17s for the same patient ID Re-attending between 3 & 9 months - Children	699	1,154	60.6%	57.2%	59.4%	58.3%
% of FP17s for the same patient ID Re-attending between 3 & 9 months - Adults	1,838	3,398	54.1%	48.1%	51.3%	50.3%
% of FP17s for Band 1 Urgent Courses	241	4,472	5.4%	8.7%	8.0%	9.1%
% of FP17s Relating to Free Repair or Replacements	60	4,472	1.3%	0.7%	0.8%	0.8%
% of FP17s Relating to Continuations	30	4,472	0.7%	0.9%	1.0%	1.0%
% of Patients satisfied with the dentistry they have received	4	4	N/A	91.3%	91.7%	91.5%
% of Patients satisfied with the time they had to wait for an appointment	2	4	N/A	86.9%	88.3%	87.9%

* This is based on patients treated on this contract for their most recent course of treatment. Figures in italics indicate the base number of FP17s or Patient Questionnaire responses are less than 100. N/A is shown where the base number of responses is less than 10 during the period. % is calculated as Quantity/Base number*100

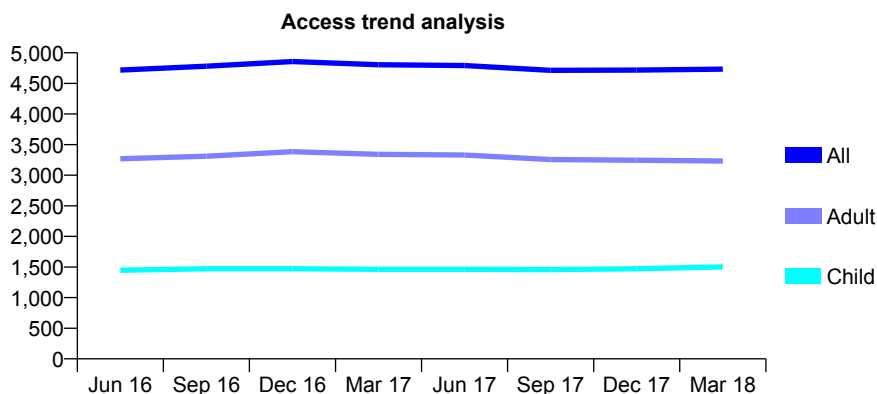
Q58 - Vital Signs At a Glance Contract Report for 658332/0001 - March 2018

Name or company name	MR SN PATEL
Contract type name	GDS Contract
Purpose of contract	General
Contract start date	01/04/2006
Contract end date	

17/18 Contracted general activity (UDA)	13,020
Carry forward general activity (UDA)	-260
17/18 Contracted orthodontic activity (UOA)	0
Carry forward orthodontic activity (UOA)	0
Baseline contract value	£389,057.95

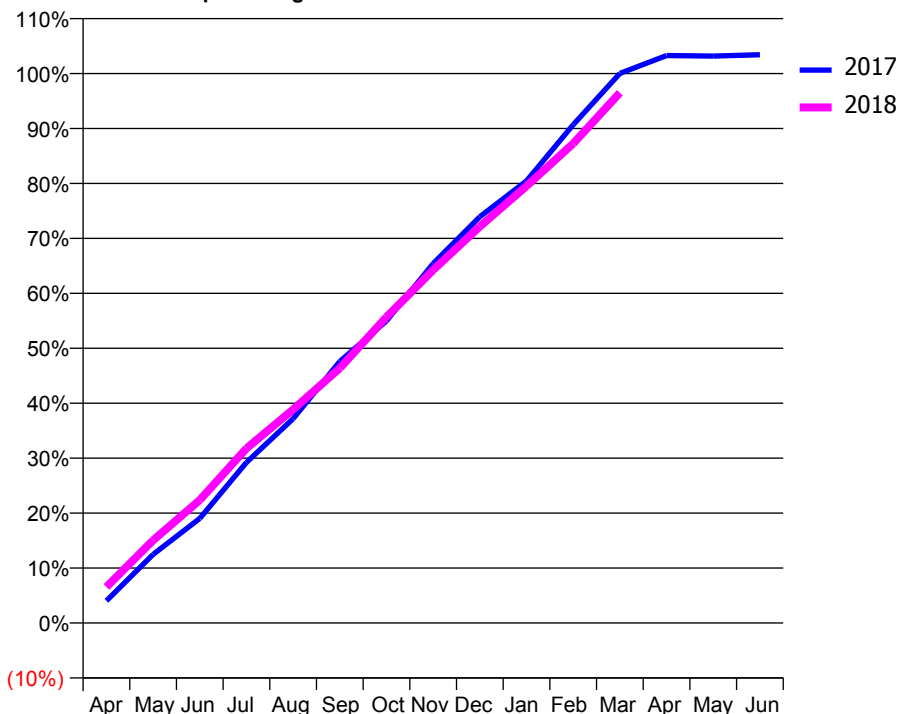
ACCESS*

Patients seen in 24 months	Total	Change since previous quarter
Quarter ending March 2017	4,805	
Quarter ending June 2017	4,792	→
Quarter ending September 2017	4,713	↓
Quarter ending December 2017	4,718	→
Quarter ending March 2018	4,734	→
Variance since March 2017	(1.5%)	↓



ACTIVITY

Cumulative percentage of contracted UDA delivered 2017 & 2018



Month	Adjusted Scheduled Activity (UDA)	
	2017	2018
April	526	854
May	1,626	1,961
June	2,479	2,916
July	3,807	4,139
August	4,842	5,059
September	6,197	6,039
October	7,157	7,250
November	8,517	8,365
December	9,625	9,394
January	10,475	10,352
February	11,807	11,361
March	13,022	12,562
April	13,446	
May	13,431	
June	13,464	

QUALITY

	Quantity	Base Number	Contract	AT	Region	England
% of FP17s for the same patient ID Re-attending within 3 months - Children	145	2,013	7.2%	10.9%	11.6%	11.9%
% of FP17s for the same patient ID Re-attending within 3 months - Adults	636	4,036	15.8%	14.7%	15.4%	16.0%
% of FP17s for the same patient ID Re-attending between 3 & 9 months - Children	1,030	2,013	51.2%	57.2%	59.4%	58.3%
% of FP17s for the same patient ID Re-attending between 3 & 9 months - Adults	1,885	4,036	46.7%	48.1%	51.3%	50.3%
% of FP17s for Band 1 Urgent Courses	736	5,841	12.6%	8.7%	8.0%	9.1%
% of FP17s Relating to Free Repair or Replacements	16	5,841	0.3%	0.7%	0.8%	0.8%
% of FP17s Relating to Continuations	36	5,841	0.6%	0.9%	1.0%	1.0%
% of Patients satisfied with the dentistry they have received	1	2	N/A	91.3%	91.7%	91.5%
% of Patients satisfied with the time they had to wait for an appointment	1	2	N/A	86.9%	88.3%	87.9%

* This is based on patients treated on this contract for their most recent course of treatment. Figures in italics indicate the base number of FP17s or Patient Questionnaire responses are less than 100. N/A is shown where the base number of responses is less than 10 during the period. % is calculated as Quantity/Base number*100

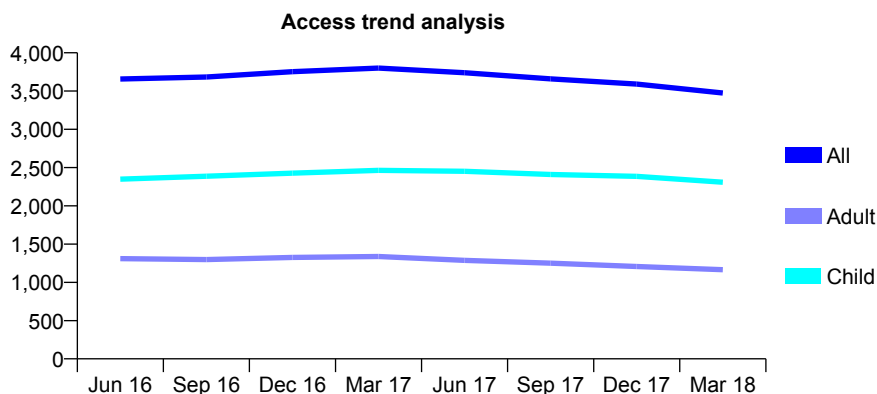
Q58 - Vital Signs At a Glance Contract Report for 660035/0001 - March 2018

Name or company name	MISS PE DESMOND
Contract type name	GDS Contract
Purpose of contract	General
Contract start date	01/04/2006
Contract end date	

17/18 Contracted general activity (UDA)	9,000
Carry forward general activity (UDA)	190
17/18 Contracted orthodontic activity (UOA)	0
Carry forward orthodontic activity (UOA)	0
Baseline contract value	£227,690.58

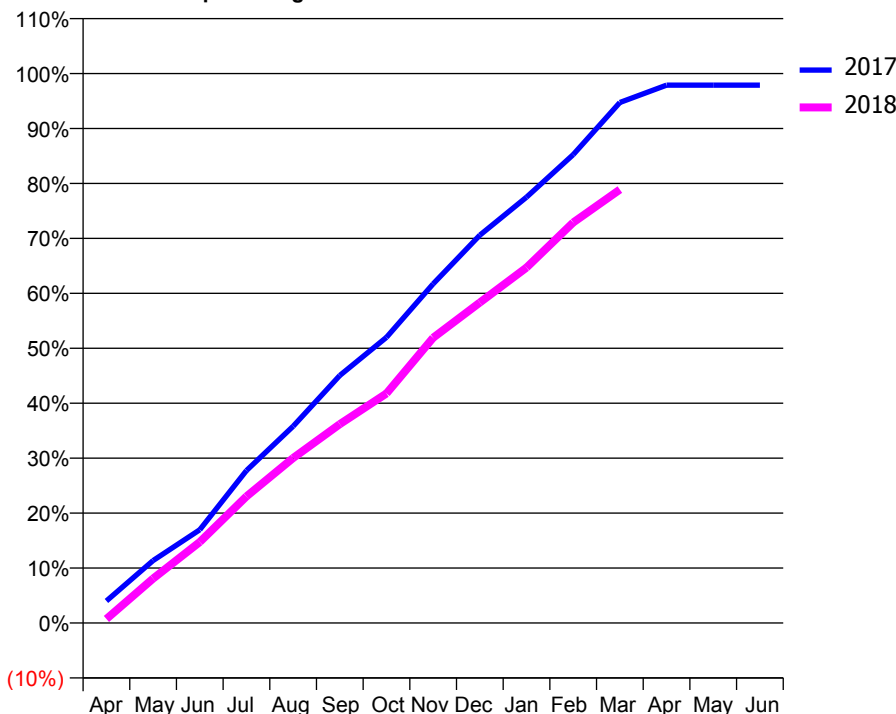
ACCESS*

Patients seen in 24 months	Total	Change since previous quarter
Quarter ending March 2017	3,800	
Quarter ending June 2017	3,740	↓
Quarter ending September 2017	3,659	↓
Quarter ending December 2017	3,592	↓
Quarter ending March 2018	3,474	↓
Variance since March 2017	(8.6%)	↓



ACTIVITY

Cumulative percentage of contracted UDA delivered 2017 & 2018



Adjusted Scheduled Activity (UDA)

Month	2017	2018
April	360	66
May	1,023	729
June	1,528	1,327
July	2,498	2,074
August	3,222	2,704
September	4,054	3,257
October	4,679	3,760
November	5,555	4,673
December	6,352	5,250
January	6,975	5,821
February	7,672	6,559
March	8,525	7,100
April	8,809	
May	8,810	
June	8,810	

QUALITY

	Quantity	Base Number	Contract	AT	Region	England
% of FP17s for the same patient ID Re-attending within 3 months - Children	226	3,360	6.7%	10.9%	11.6%	11.9%
% of FP17s for the same patient ID Re-attending within 3 months - Adults	292	1,352	21.6%	14.7%	15.4%	16.0%
% of FP17s for the same patient ID Re-attending between 3 & 9 months - Children	1,857	3,360	55.3%	57.2%	59.4%	58.3%
% of FP17s for the same patient ID Re-attending between 3 & 9 months - Adults	733	1,352	54.2%	48.1%	51.3%	50.3%
% of FP17s for Band 1 Urgent Courses	208	4,557	4.6%	8.7%	8.0%	9.1%
% of FP17s Relating to Free Repair or Replacements	1	4,557	0.0%	0.7%	0.8%	0.8%
% of FP17s Relating to Continuations	111	4,557	2.4%	0.9%	1.0%	1.0%
% of Patients satisfied with the dentistry they have received	1	1	N/A	91.3%	91.7%	91.5%
% of Patients satisfied with the time they had to wait for an appointment	1	1	N/A	86.9%	88.3%	87.9%

* This is based on patients treated on this contract for their most recent course of treatment. Figures in italics indicate the base number of FP17s or Patient Questionnaire responses are less than 100. N/A is shown where the base number of responses is less than 10 during the period. % is calculated as Quantity/Base number*100

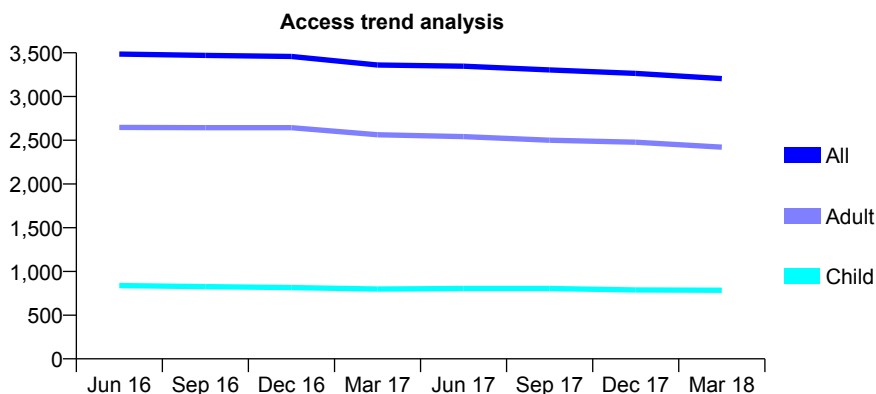
Q58 - Vital Signs At a Glance Contract Report for 660361/0001 - March 2018

Name or company name	MRS SK RAJANI
Contract type name	GDS Contract
Purpose of contract	General
Contract start date	01/04/2006
Contract end date	

17/18 Contracted general activity (UDA)	11,012
Carry forward general activity (UDA)	-123
17/18 Contracted orthodontic activity (UOA)	0
Carry forward orthodontic activity (UOA)	0
Baseline contract value	£280,991.00

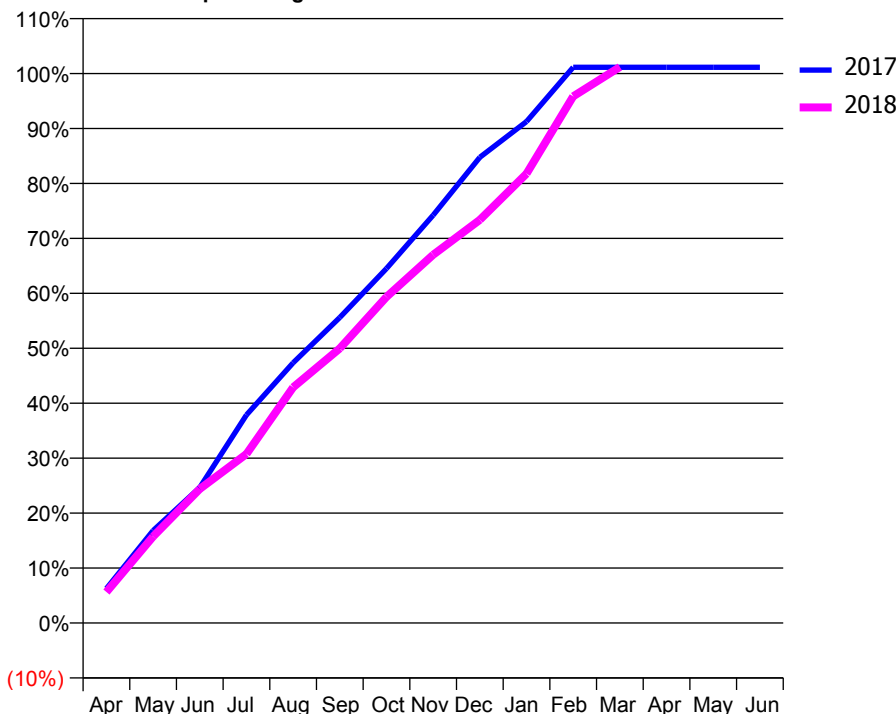
ACCESS*

Patients seen in 24 months	Total	Change since previous quarter
Quarter ending March 2017	3,361	
Quarter ending June 2017	3,346	→
Quarter ending September 2017	3,304	↓
Quarter ending December 2017	3,265	↓
Quarter ending March 2018	3,205	↓
Variance since March 2017	(4.6%)	↓



ACTIVITY

Cumulative percentage of contracted UDA delivered 2017 & 2018



Month	Adjusted Scheduled Activity (UDA)	
	2017	2018
April	690	622
May	1,852	1,732
June	2,716	2,688
July	4,169	3,386
August	5,215	4,724
September	6,122	5,504
October	7,104	6,535
November	8,172	7,379
December	9,332	8,079
January	10,050	9,003
February	11,136	10,553
March	11,136	11,143
April	11,136	
May	11,136	
June	11,136	

QUALITY

	Quantity	Base Number	Contract	AT	Region	England
% of FP17s for the same patient ID Re-attending within 3 months - Children	115	1,128	10.2%	10.9%	11.6%	11.9%
% of FP17s for the same patient ID Re-attending within 3 months - Adults	548	3,302	16.6%	14.7%	15.4%	16.0%
% of FP17s for the same patient ID Re-attending between 3 & 9 months - Children	534	1,128	47.3%	57.2%	59.4%	58.3%
% of FP17s for the same patient ID Re-attending between 3 & 9 months - Adults	1,473	3,302	44.6%	48.1%	51.3%	50.3%
% of FP17s for Band 1 Urgent Courses	455	4,430	10.3%	8.7%	8.0%	9.1%
% of FP17s Relating to Free Repair or Replacements	0	4,430	0.0%	0.7%	0.8%	0.8%
% of FP17s Relating to Continuations	103	4,430	2.3%	0.9%	1.0%	1.0%
% of Patients satisfied with the dentistry they have received	1	2	N/A	91.3%	91.7%	91.5%
% of Patients satisfied with the time they had to wait for an appointment	1	2	N/A	86.9%	88.3%	87.9%

* This is based on patients treated on this contract for their most recent course of treatment. Figures in italics indicate the base number of FP17s or Patient Questionnaire responses are less than 100. N/A is shown where the base number of responses is less than 10 during the period. % is calculated as Quantity/Base number*100

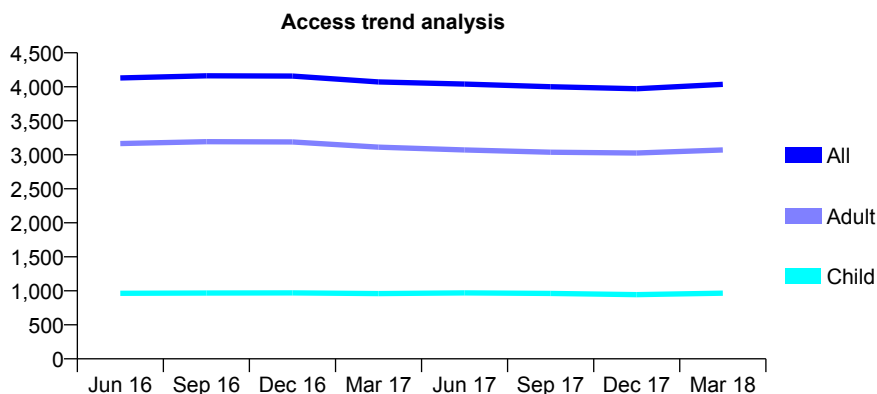
Q58 - Vital Signs At a Glance Contract Report for 673110/0001 - March 2018

Name or company name	MR MH BALKHI
Contract type name	GDS Contract
Purpose of contract	General
Contract start date	01/04/2006
Contract end date	

17/18 Contracted general activity (UDA)	8,940
Carry forward general activity (UDA)	-148
17/18 Contracted orthodontic activity (UOA)	0
Carry forward orthodontic activity (UOA)	0
Baseline contract value	£222,979.75

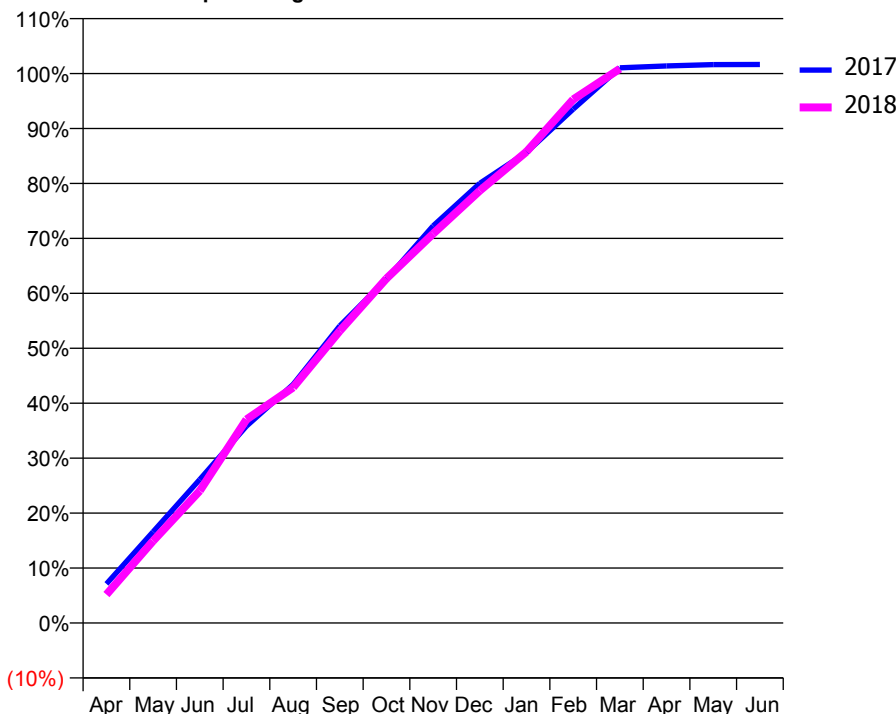
ACCESS*

Patients seen in 24 months	Total	Change since previous quarter
Quarter ending March 2017	4,072	
Quarter ending June 2017	4,040	→
Quarter ending September 2017	4,000	→
Quarter ending December 2017	3,971	→
Quarter ending March 2018	4,037	→
Variance since March 2017	(0.9%)	→



ACTIVITY

Cumulative percentage of contracted UDA delivered 2017 & 2018



Month	Adjusted Scheduled Activity (UDA)	
	2017	2018
April	637	463
May	1,486	1,335
June	2,335	2,152
July	3,204	3,311
August	3,883	3,832
September	4,836	4,753
October	5,596	5,605
November	6,462	6,334
December	7,155	7,034
January	7,656	7,667
February	8,361	8,519
March	9,032	9,017
April	9,063	
May	9,085	
June	9,087	

QUALITY

	Quantity	Base Number	Contract	AT	Region	England
% of FP17s for the same patient ID Re-attending within 3 months - Children	35	1,315	2.7%	10.9%	11.6%	11.9%
% of FP17s for the same patient ID Re-attending within 3 months - Adults	222	3,678	6.0%	14.7%	15.4%	16.0%
% of FP17s for the same patient ID Re-attending between 3 & 9 months - Children	801	1,315	60.9%	57.2%	59.4%	58.3%
% of FP17s for the same patient ID Re-attending between 3 & 9 months - Adults	1,997	3,678	54.3%	48.1%	51.3%	50.3%
% of FP17s for Band 1 Urgent Courses	172	4,950	3.5%	8.7%	8.0%	9.1%
% of FP17s Relating to Free Repair or Replacements	9	4,950	0.2%	0.7%	0.8%	0.8%
% of FP17s Relating to Continuations	0	4,950	0.0%	0.9%	1.0%	1.0%
% of Patients satisfied with the dentistry they have received	1	1	N/A	91.3%	91.7%	91.5%
% of Patients satisfied with the time they had to wait for an appointment	1	1	N/A	86.9%	88.3%	87.9%

* This is based on patients treated on this contract for their most recent course of treatment. Figures in italics indicate the base number of FP17s or Patient Questionnaire responses are less than 100. N/A is shown where the base number of responses is less than 10 during the period. % is calculated as Quantity/Base number*100

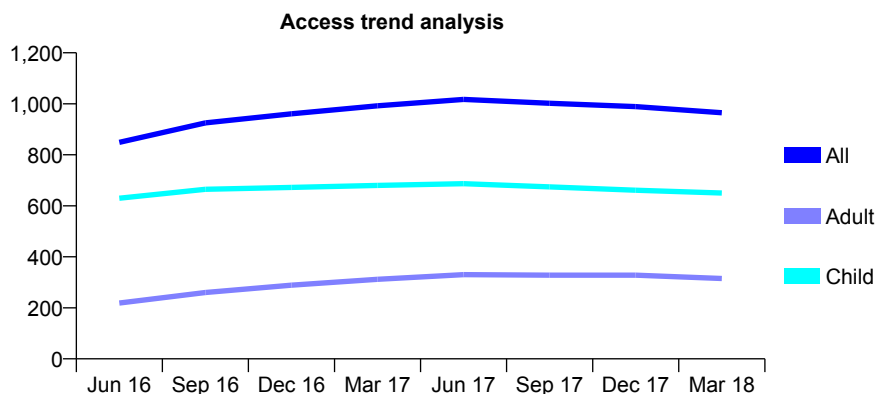
Q58 - Vital Signs At a Glance Contract Report for 674052/0001 - March 2018

Name or company name	MR RL JONES
Contract type name	GDS Contract
Purpose of contract	General
Contract start date	13/07/2015
Contract end date	

17/18 Contracted general activity (UDA)	1,936
Carry forward general activity (UDA)	49
17/18 Contracted orthodontic activity (UOA)	0
Carry forward orthodontic activity (UOA)	0
Baseline contract value	£45,964.27

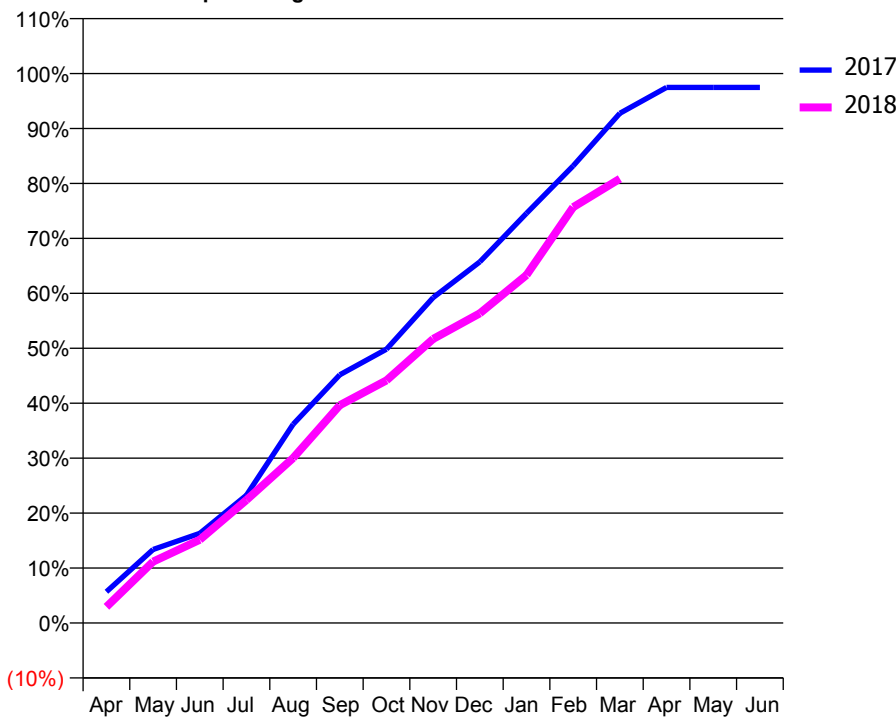
ACCESS*

Patients seen in 24 months	Total	Change since previous quarter
Quarter ending March 2017	992	
Quarter ending June 2017	1,017	↑
Quarter ending September 2017	1,002	↓
Quarter ending December 2017	989	↓
Quarter ending March 2018	965	↓
Variance since March 2017	(2.7%)	↓



ACTIVITY

Cumulative percentage of contracted UDA delivered 2017 & 2018



Month	Adjusted Scheduled Activity (UDA)	
	2017	2018
April	110	57
May	259	216
June	316	293
July	450	433
August	700	581
September	875	767
October	965	855
November	1,147	1,001
December	1,273	1,091
January	1,444	1,226
February	1,611	1,465
March	1,796	1,565
April	1,887	
May	1,887	
June	1,887	

QUALITY

	Quantity	Base Number	Contract	AT	Region	England
% of FP17s for the same patient ID Re-attending within 3 months - Children	51	971	5.3%	10.9%	11.6%	11.9%
% of FP17s for the same patient ID Re-attending within 3 months - Adults	15	282	5.3%	14.7%	15.4%	16.0%
% of FP17s for the same patient ID Re-attending between 3 & 9 months - Children	565	971	58.2%	57.2%	59.4%	58.3%
% of FP17s for the same patient ID Re-attending between 3 & 9 months - Adults	123	282	43.6%	48.1%	51.3%	50.3%
% of FP17s for Band 1 Urgent Courses	5	1,204	0.4%	8.7%	8.0%	9.1%
% of FP17s Relating to Free Repair or Replacements	0	1,204	0.0%	0.7%	0.8%	0.8%
% of FP17s Relating to Continuations	3	1,204	0.2%	0.9%	1.0%	1.0%
% of Patients satisfied with the dentistry they have received	0	0	N/A	91.3%	91.7%	91.5%
% of Patients satisfied with the time they had to wait for an appointment	0	0	N/A	86.9%	88.3%	87.9%

* This is based on patients treated on this contract for their most recent course of treatment. Figures in italics indicate the base number of FP17s or Patient Questionnaire responses are less than 100. N/A is shown where the base number of responses is less than 10 during the period. % is calculated as Quantity/Base number*100

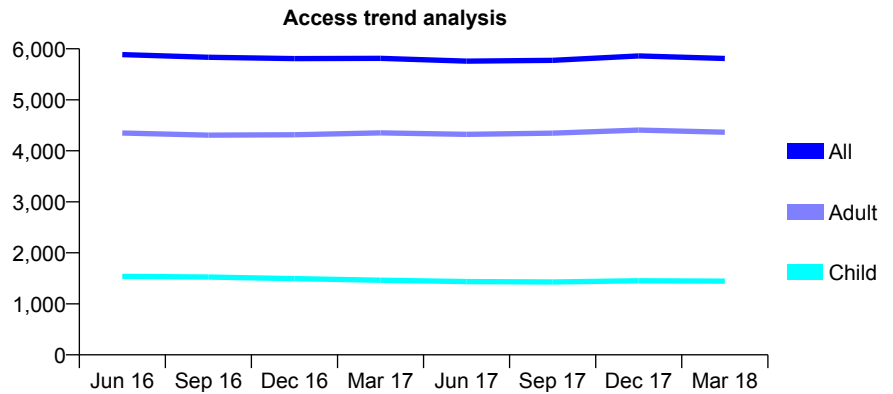
Q58 - Vital Signs At a Glance Contract Report for 674079/0002 - March 2018

Name or company name	MR R KHAN
Contract type name	GDS Contract
Purpose of contract	General
Contract start date	01/06/2009
Contract end date	

17/18 Contracted general activity (UDA)	17,558
Carry forward general activity (UDA)	-112
17/18 Contracted orthodontic activity (UOA)	0
Carry forward orthodontic activity (UOA)	0
Baseline contract value	£465,661.31

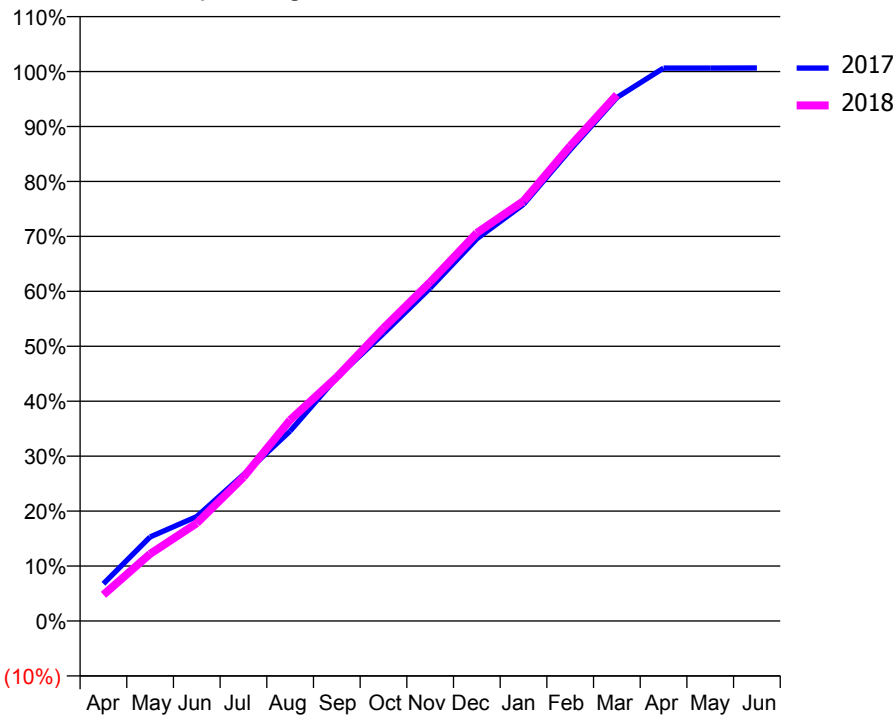
ACCESS*

Patients seen in 24 months	Total	Change since previous quarter
Quarter ending March 2017	5,814	
Quarter ending June 2017	5,758	→
Quarter ending September 2017	5,775	→
Quarter ending December 2017	5,860	→
Quarter ending March 2018	5,811	→
Variance since March 2017	(0.1%)	→



ACTIVITY

Cumulative percentage of contracted UDA delivered 2017 & 2018



Month	Adjusted Scheduled Activity (UDA)	
	2017	2018
April	1,190	836
May	2,686	2,143
June	3,338	3,123
July	4,675	4,595
August	6,069	6,424
September	7,783	7,795
October	9,182	9,357
November	10,635	10,828
December	12,216	12,403
January	13,312	13,418
February	15,054	15,178
March	16,727	16,814
April	17,668	
May	17,669	
June	17,670	

QUALITY

	Quantity	Base Number	Contract	AT	Region	England
% of FP17s for the same patient ID Re-attending within 3 months - Children	88	1,847	4.8%	10.9%	11.6%	11.9%
% of FP17s for the same patient ID Re-attending within 3 months - Adults	759	5,479	13.9%	14.7%	15.4%	16.0%
% of FP17s for the same patient ID Re-attending between 3 & 9 months - Children	931	1,847	50.4%	57.2%	59.4%	58.3%
% of FP17s for the same patient ID Re-attending between 3 & 9 months - Adults	2,669	5,479	48.7%	48.1%	51.3%	50.3%
% of FP17s for Band 1 Urgent Courses	163	7,007	2.3%	8.7%	8.0%	9.1%
% of FP17s Relating to Free Repair or Replacements	134	7,007	1.9%	0.7%	0.8%	0.8%
% of FP17s Relating to Continuations	26	7,007	0.4%	0.9%	1.0%	1.0%
% of Patients satisfied with the dentistry they have received	9	11	81.8%	91.3%	91.7%	91.5%
% of Patients satisfied with the time they had to wait for an appointment	9	11	81.8%	86.9%	88.3%	87.9%

* This is based on patients treated on this contract for their most recent course of treatment. Figures in italics indicate the base number of FP17s or Patient Questionnaire responses are less than 100. N/A is shown where the base number of responses is less than 10 during the period. % is calculated as Quantity/Base number*100

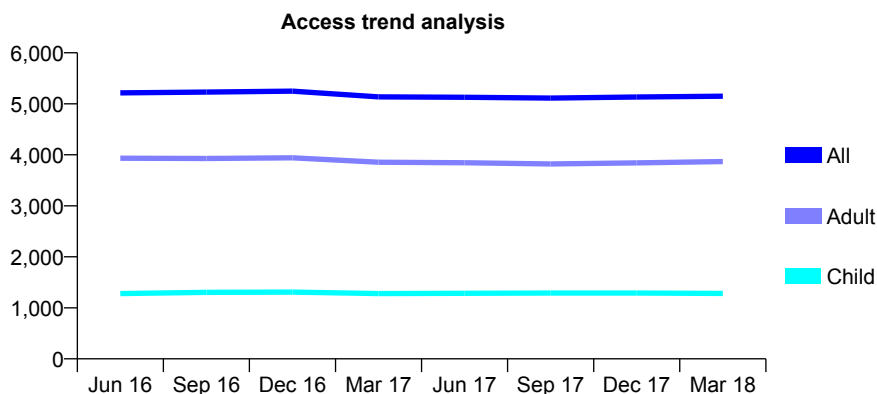
Q58 - Vital Signs At a Glance Contract Report for 676802/0001 - March 2018

Name or company name	MR B MOHAMMAD-AGHAEI
Contract type name	GDS Contract
Purpose of contract	General
Contract start date	01/04/2006
Contract end date	

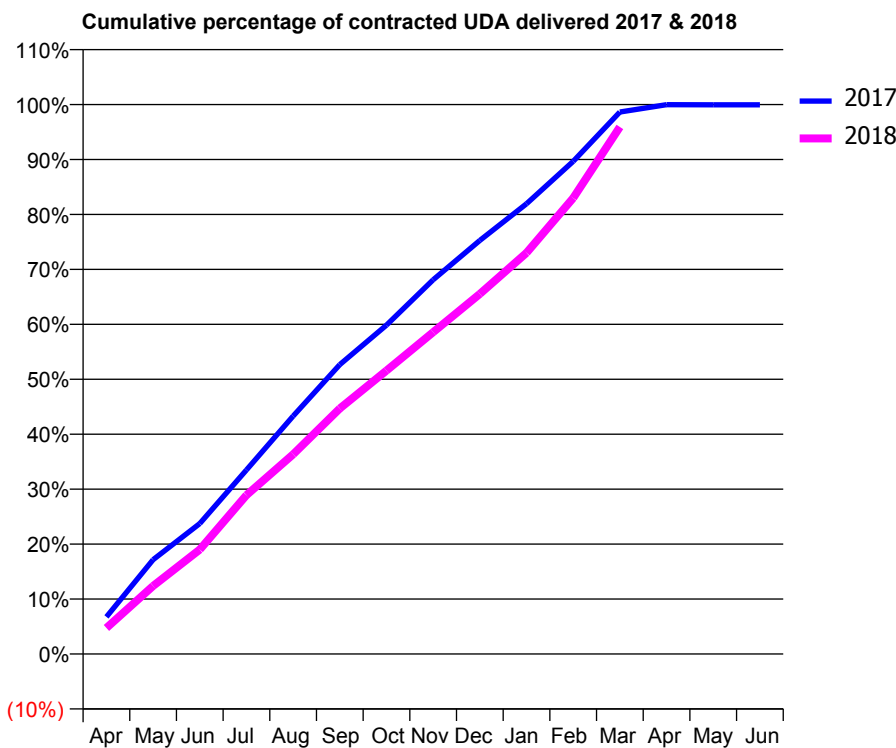
17/18 Contracted general activity (UDA)	16,076
Carry forward general activity (UDA)	10
17/18 Contracted orthodontic activity (UOA)	0
Carry forward orthodontic activity (UOA)	0
Baseline contract value	£392,477.84

ACCESS*

Patients seen in 24 months	Total	Change since previous quarter
Quarter ending March 2017	5,135	
Quarter ending June 2017	5,128	→
Quarter ending September 2017	5,112	→
Quarter ending December 2017	5,133	→
Quarter ending March 2018	5,150	→
Variance since March 2017	0.3%	→



ACTIVITY



Month	Adjusted Scheduled Activity (UDA)	
	2017	2018
April	1,085	763
May	2,759	1,990
June	3,816	3,055
July	5,387	4,646
August	6,963	5,841
September	8,468	7,184
October	9,622	8,292
November	10,947	9,415
December	12,101	10,534
January	13,174	11,735
February	14,414	13,339
March	15,857	15,419
April	16,072	
May	16,066	
June	16,066	

QUALITY

	Quantity	Base Number	Contract	AT	Region	England
% of FP17s for the same patient ID Re-attending within 3 months - Children	69	1,677	4.1%	10.9%	11.6%	11.9%
% of FP17s for the same patient ID Re-attending within 3 months - Adults	562	4,807	11.7%	14.7%	15.4%	16.0%
% of FP17s for the same patient ID Re-attending between 3 & 9 months - Children	913	1,677	54.4%	57.2%	59.4%	58.3%
% of FP17s for the same patient ID Re-attending between 3 & 9 months - Adults	2,347	4,807	48.8%	48.1%	51.3%	50.3%
% of FP17s for Band 1 Urgent Courses	462	6,379	7.2%	8.7%	8.0%	9.1%
% of FP17s Relating to Free Repair or Replacements	122	6,379	1.9%	0.7%	0.8%	0.8%
% of FP17s Relating to Continuations	19	6,379	0.3%	0.9%	1.0%	1.0%
% of Patients satisfied with the dentistry they have received	3	3	N/A	91.3%	91.7%	91.5%
% of Patients satisfied with the time they had to wait for an appointment	3	3	N/A	86.9%	88.3%	87.9%

* This is based on patients treated on this contract for their most recent course of treatment. Figures in italics indicate the base number of FP17s or Patient Questionnaire responses are less than 100. N/A is shown where the base number of responses is less than 10 during the period. % is calculated as Quantity/Base number*100

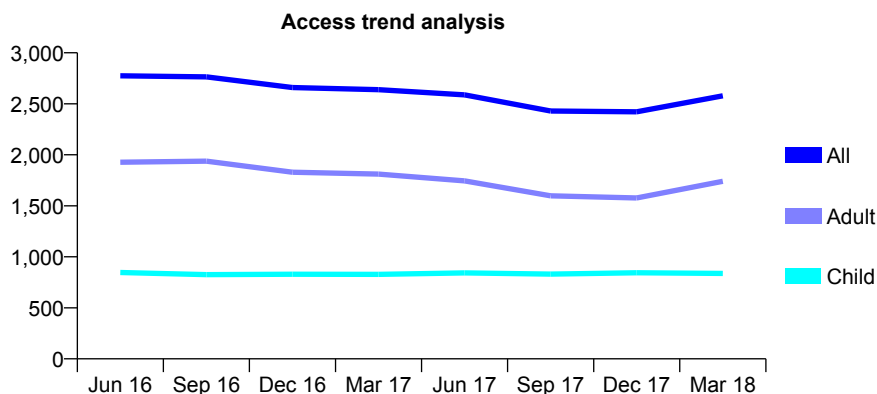
Q58 - Vital Signs At a Glance Contract Report for 688789/0002 - March 2018

Name or company name	MRS N SHAH
Contract type name	GDS Contract
Purpose of contract	General
Contract start date	01/04/2009
Contract end date	

17/18 Contracted general activity (UDA)	4,900
Carry forward general activity (UDA)	-98
17/18 Contracted orthodontic activity (UOA)	0
Carry forward orthodontic activity (UOA)	0
Baseline contract value	£127,562.68

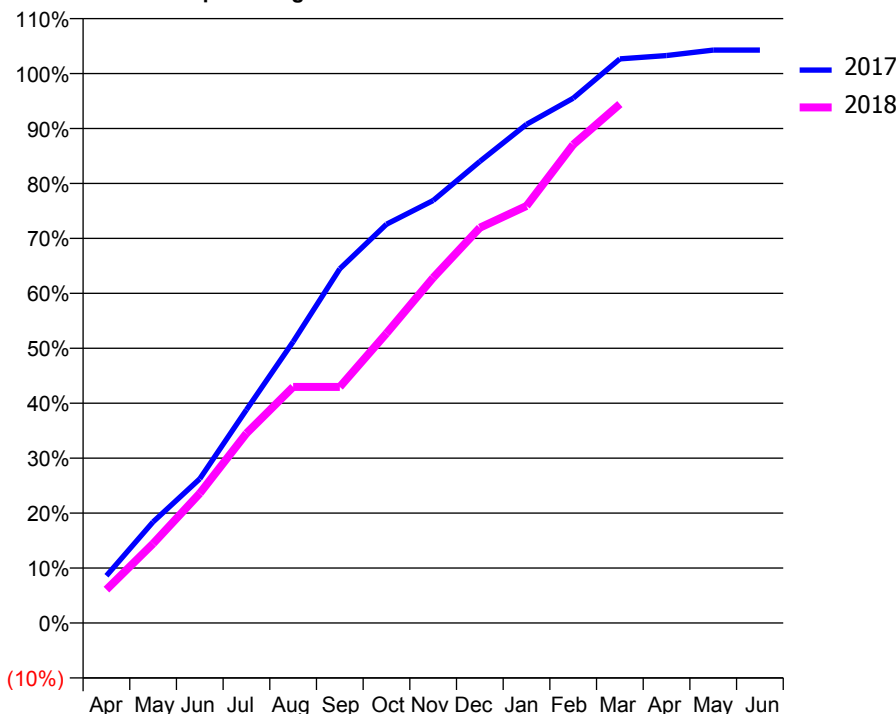
ACCESS*

Patients seen in 24 months	Total	Change since previous quarter
Quarter ending March 2017	2,639	
Quarter ending June 2017	2,588	↓
Quarter ending September 2017	2,429	↓
Quarter ending December 2017	2,421	→
Quarter ending March 2018	2,578	↑
Variance since March 2017	(2.3%)	↓



ACTIVITY

Cumulative percentage of contracted UDA delivered 2017 & 2018



Month	Adjusted Scheduled Activity (UDA)	
	2017	2018
April	421	297
May	902	708
June	1,286	1,156
July	1,902	1,691
August	2,508	2,106
September	3,159	2,106
October	3,556	2,584
November	3,768	3,079
December	4,116	3,526
January	4,447	3,719
February	4,679	4,266
March	5,030	4,628
April	5,060	
May	5,109	
June	5,109	

QUALITY

	Quantity	Base Number	Contract	AT	Region	England
% of FP17s for the same patient ID Re-attending within 3 months - Children	57	1,184	4.8%	10.9%	11.6%	11.9%
% of FP17s for the same patient ID Re-attending within 3 months - Adults	150	1,374	10.9%	14.7%	15.4%	16.0%
% of FP17s for the same patient ID Re-attending between 3 & 9 months - Children	704	1,184	59.5%	57.2%	59.4%	58.3%
% of FP17s for the same patient ID Re-attending between 3 & 9 months - Adults	315	1,374	22.9%	48.1%	51.3%	50.3%
% of FP17s for Band 1 Urgent Courses	280	2,514	11.1%	8.7%	8.0%	9.1%
% of FP17s Relating to Free Repair or Replacements	1	2,514	0.0%	0.7%	0.8%	0.8%
% of FP17s Relating to Continuations	5	2,514	0.2%	0.9%	1.0%	1.0%
% of Patients satisfied with the dentistry they have received	1	1	N/A	91.3%	91.7%	91.5%
% of Patients satisfied with the time they had to wait for an appointment	1	1	N/A	86.9%	88.3%	87.9%

* This is based on patients treated on this contract for their most recent course of treatment. Figures in italics indicate the base number of FP17s or Patient Questionnaire responses are less than 100. N/A is shown where the base number of responses is less than 10 during the period. % is calculated as Quantity/Base number*100

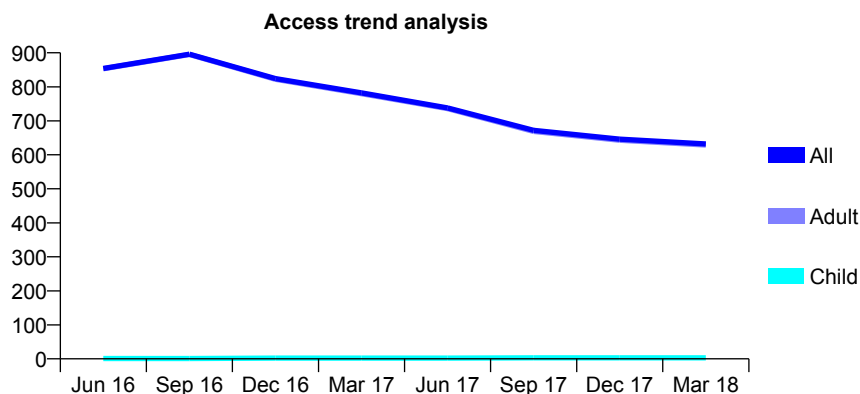
Q58 - Vital Signs At a Glance Contract Report for 688789/0004 - March 2018

Name or company name	MRS N SHAH
Contract type name	PDS Contract
Purpose of contract	General
Contract start date	01/09/2014
Contract end date	31/03/2018

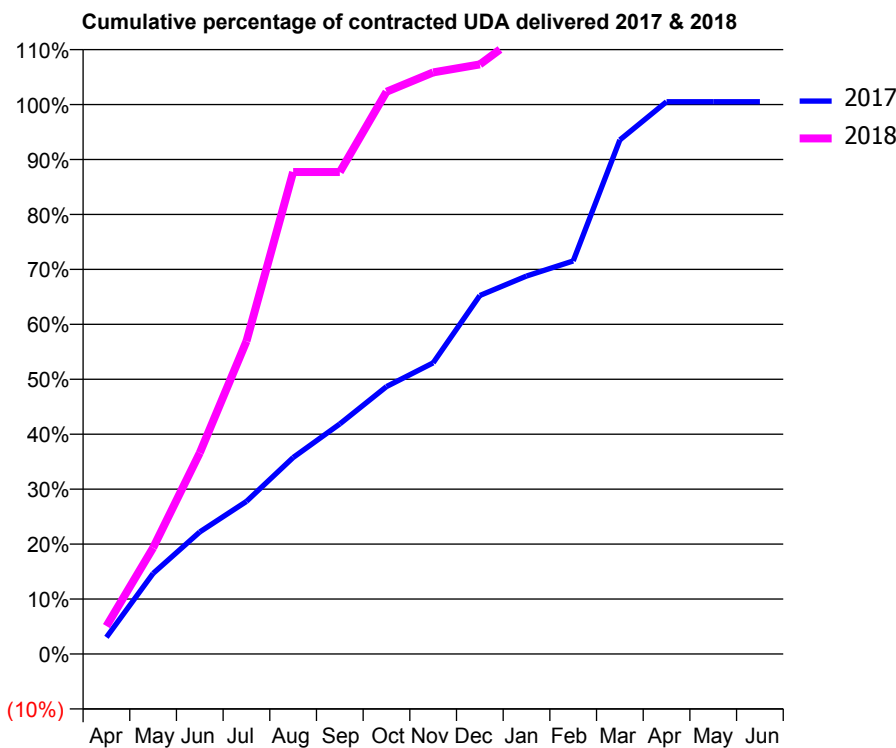
17/18 Contracted general activity (UDA)	767
Carry forward general activity (UDA)	0
17/18 Contracted orthodontic activity (UOA)	0
Carry forward orthodontic activity (UOA)	0
Baseline contract value	£107,965.99

ACCESS*

Patients seen in 24 months	Total	Change since previous quarter
Quarter ending March 2017	782	
Quarter ending June 2017	738	↓
Quarter ending September 2017	672	↓
Quarter ending December 2017	646	↓
Quarter ending March 2018	632	↓
Variance since March 2017	(19.2%)	↓



ACTIVITY



Month	Adjusted Scheduled Activity (UDA)	
	2017	2018
April	52	39
May	252	148
June	382	281
July	478	437
August	615	673
September	720	673
October	837	785
November	911	812
December	1,121	823
January	1,182	871
February	1,229	915
March	1,608	961
April	1,728	
May	1,728	
June	1,728	

QUALITY

	Quantity	Base Number	Contract	AT	Region	England
% of FP17s for the same patient ID Re-attending within 3 months - Children	0	4	0.0%	10.9%	11.6%	11.9%
% of FP17s for the same patient ID Re-attending within 3 months - Adults	47	438	10.7%	14.7%	15.4%	16.0%
% of FP17s for the same patient ID Re-attending between 3 & 9 months - Children	0	4	0.0%	57.2%	59.4%	58.3%
% of FP17s for the same patient ID Re-attending between 3 & 9 months - Adults	197	438	45.0%	48.1%	51.3%	50.3%
% of FP17s for Band 1 Urgent Courses	12	396	3.0%	8.7%	8.0%	9.1%
% of FP17s Relating to Free Repair or Replacements	0	396	0.0%	0.7%	0.8%	0.8%
% of FP17s Relating to Continuations	0	396	0.0%	0.9%	1.0%	1.0%
% of Patients satisfied with the dentistry they have received	0	0	N/A	91.3%	91.7%	91.5%
% of Patients satisfied with the time they had to wait for an appointment	0	0	N/A	86.9%	88.3%	87.9%

* This is based on patients treated on this contract for their most recent course of treatment. Figures in italics indicate the base number of FP17s or Patient Questionnaire responses are less than 100. N/A is shown where the base number of responses is less than 10 during the period. % is calculated as Quantity/Base number*100

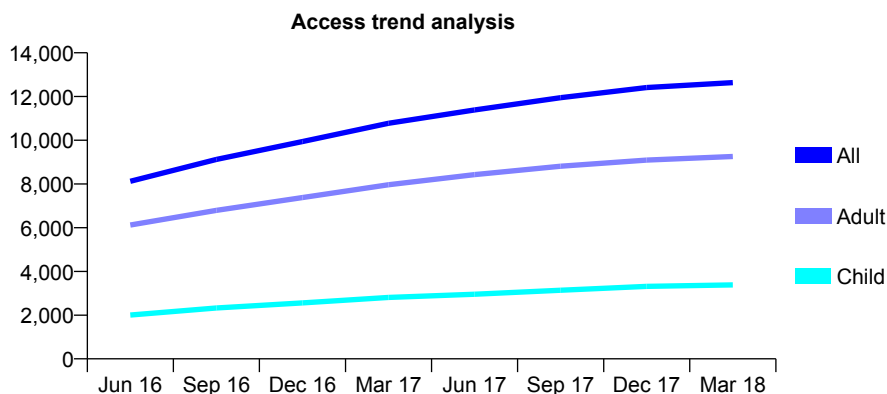
Q58 - Vital Signs At a Glance Contract Report for 689424/0001 - March 2018

Name or company name	MR N SAKERCHAND
Contract type name	GDS Contract
Purpose of contract	General
Contract start date	18/07/2009
Contract end date	

17/18 Contracted general activity (UDA)	23,773
Carry forward general activity (UDA)	-92
17/18 Contracted orthodontic activity (UOA)	0
Carry forward orthodontic activity (UOA)	0
Baseline contract value	£543,981.40

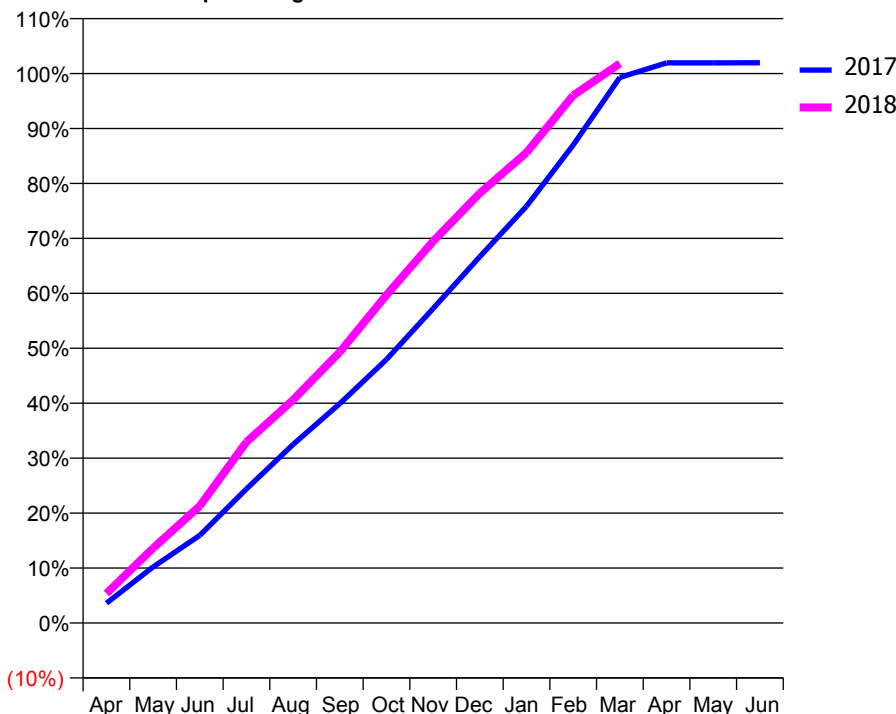
ACCESS*

Patients seen in 24 months	Total	Change since previous quarter
Quarter ending March 2017	10,774	
Quarter ending June 2017	11,386	↑
Quarter ending September 2017	11,949	↑
Quarter ending December 2017	12,411	↑
Quarter ending March 2018	12,637	→
Variance since March 2017	17.3%	↑



ACTIVITY

Cumulative percentage of contracted UDA delivered 2017 & 2018



Month	Adjusted Scheduled Activity (UDA)	
	2017	2018
April	859	1,275
May	2,425	3,242
June	3,796	5,064
July	5,799	7,830
August	7,725	9,652
September	9,492	11,727
October	11,400	14,190
November	13,605	16,516
December	15,848	18,596
January	18,032	20,352
February	20,677	22,828
March	23,602	24,204
April	24,231	
May	24,235	
June	24,236	

QUALITY

	Quantity	Base Number	Contract	AT	Region	England
% of FP17s for the same patient ID Re-attending within 3 months - Children	323	4,225	7.6%	10.9%	11.6%	11.9%
% of FP17s for the same patient ID Re-attending within 3 months - Adults	1,684	9,527	17.7%	14.7%	15.4%	16.0%
% of FP17s for the same patient ID Re-attending between 3 & 9 months - Children	2,000	4,225	47.3%	57.2%	59.4%	58.3%
% of FP17s for the same patient ID Re-attending between 3 & 9 months - Adults	2,904	9,527	30.5%	48.1%	51.3%	50.3%
% of FP17s for Band 1 Urgent Courses	1,644	11,989	13.7%	8.7%	8.0%	9.1%
% of FP17s Relating to Free Repair or Replacements	100	11,989	0.8%	0.7%	0.8%	0.8%
% of FP17s Relating to Continuations	48	11,989	0.4%	0.9%	1.0%	1.0%
% of Patients satisfied with the dentistry they have received	9	10	90.0%	91.3%	91.7%	91.5%
% of Patients satisfied with the time they had to wait for an appointment	9	10	90.0%	86.9%	88.3%	87.9%

* This is based on patients treated on this contract for their most recent course of treatment. Figures in italics indicate the base number of FP17s or Patient Questionnaire responses are less than 100. N/A is shown where the base number of responses is less than 10 during the period. % is calculated as Quantity/Base number*100

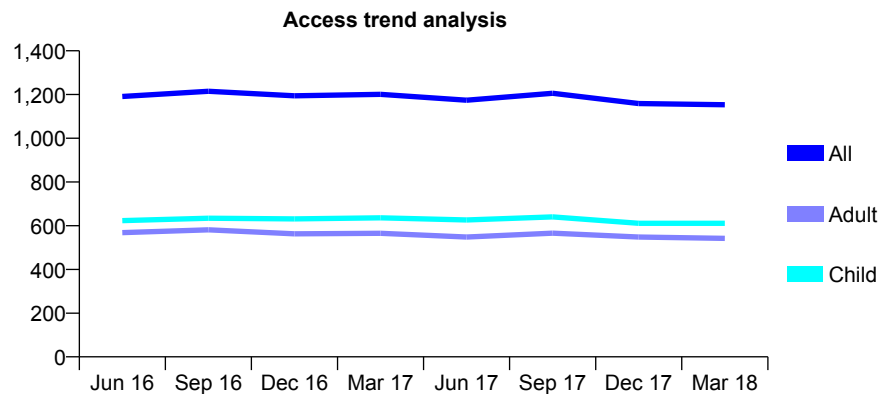
Q58 - Vital Signs At a Glance Contract Report for 723657/0001 - March 2018

Name or company name	MR AG BREE
Contract type name	GDS Contract
Purpose of contract	General
Contract start date	01/04/2006
Contract end date	

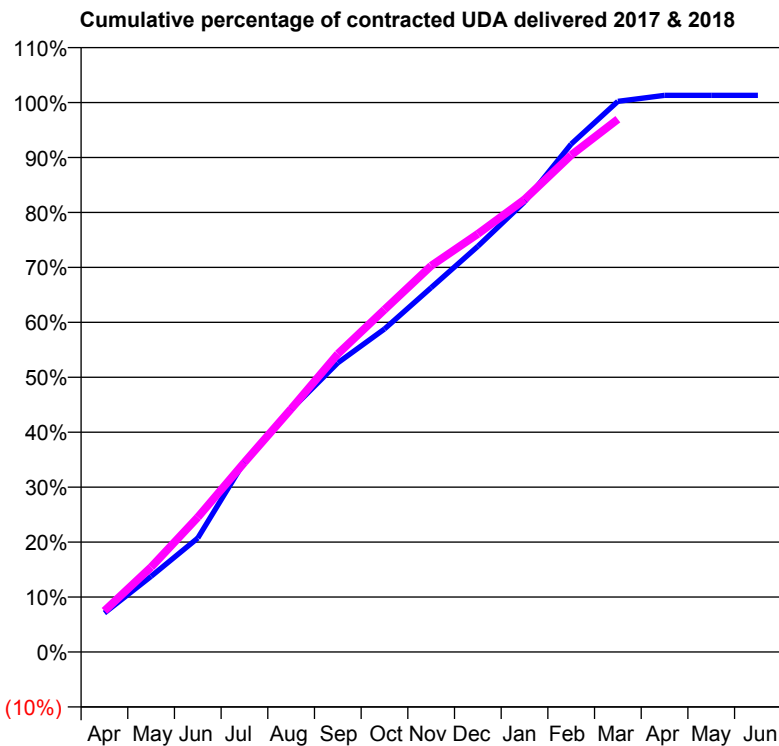
17/18 Contracted general activity (UDA)	2,927
Carry forward general activity (UDA)	-39
17/18 Contracted orthodontic activity (UOA)	0
Carry forward orthodontic activity (UOA)	0
Baseline contract value	£66,058.80

ACCESS*

Patients seen in 24 months	Total	Change since previous quarter
Quarter ending March 2017	1,201	
Quarter ending June 2017	1,174	↓
Quarter ending September 2017	1,206	↑
Quarter ending December 2017	1,159	↓
Quarter ending March 2018	1,153	→
Variance since March 2017	(4.0%)	↓



ACTIVITY



Month	Adjusted Scheduled Activity (UDA)	
	2017	2018
April	208	219
May	403	452
June	607	718
July	1,015	1,011
August	1,292	1,295
September	1,541	1,588
October	1,720	1,824
November	1,941	2,058
December	2,161	2,227
January	2,397	2,410
February	2,706	2,647
March	2,933	2,838
April	2,965	
May	2,965	
June	2,965	

QUALITY

	Quantity	Base Number	Contract	AT	Region	England
% of FP17s for the same patient ID Re-attending within 3 months - Children	32	860	3.7%	10.9%	11.6%	11.9%
% of FP17s for the same patient ID Re-attending within 3 months - Adults	82	574	14.3%	14.7%	15.4%	16.0%
% of FP17s for the same patient ID Re-attending between 3 & 9 months - Children	560	860	65.1%	57.2%	59.4%	58.3%
% of FP17s for the same patient ID Re-attending between 3 & 9 months - Adults	325	574	56.6%	48.1%	51.3%	50.3%
% of FP17s for Band 1 Urgent Courses	46	1,423	3.2%	8.7%	8.0%	9.1%
% of FP17s Relating to Free Repair or Replacements	0	1,423	0.0%	0.7%	0.8%	0.8%
% of FP17s Relating to Continuations	27	1,423	1.9%	0.9%	1.0%	1.0%
% of Patients satisfied with the dentistry they have received	3	3	N/A	91.3%	91.7%	91.5%
% of Patients satisfied with the time they had to wait for an appointment	3	3	N/A	86.9%	88.3%	87.9%

* This is based on patients treated on this contract for their most recent course of treatment. Figures in italics indicate the base number of FP17s or Patient Questionnaire responses are less than 100. N/A is shown where the base number of responses is less than 10 during the period. % is calculated as Quantity/Base number*100

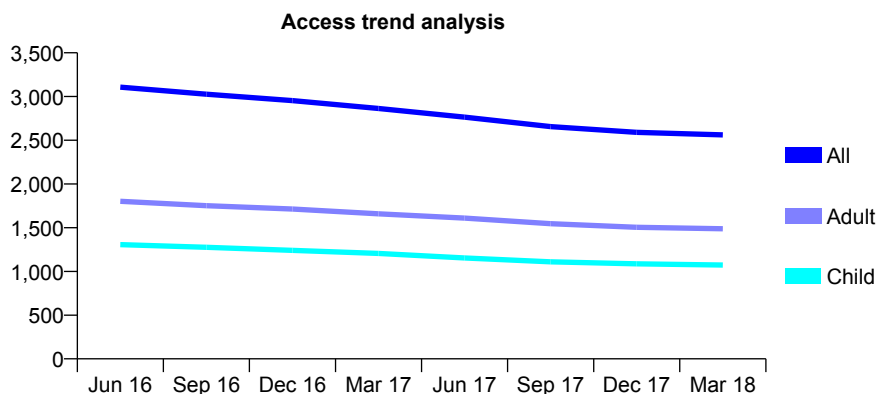
Q58 - Vital Signs At a Glance Contract Report for 731730/0001 - March 2018

Name or company name	MR AS MCKENDRICK
Contract type name	GDS Contract
Purpose of contract	General
Contract start date	01/04/2006
Contract end date	

17/18 Contracted general activity (UDA)	9,412
Carry forward general activity (UDA)	32
17/18 Contracted orthodontic activity (UOA)	0
Carry forward orthodontic activity (UOA)	0
Baseline contract value	£228,470.97

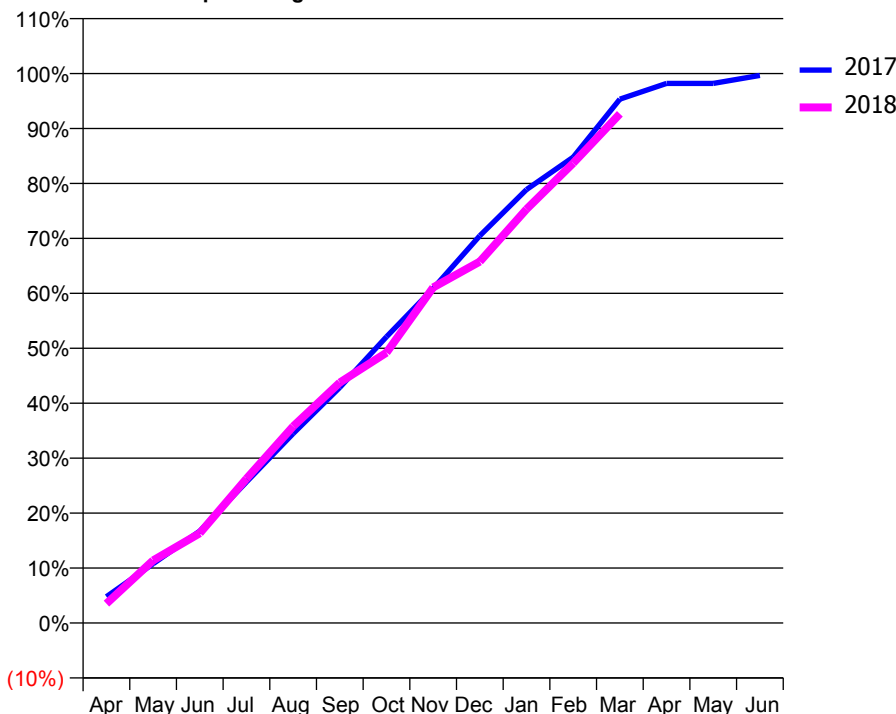
ACCESS*

Patients seen in 24 months	Total	Change since previous quarter
Quarter ending March 2017	2,864	
Quarter ending June 2017	2,764	↓
Quarter ending September 2017	2,656	↓
Quarter ending December 2017	2,590	↓
Quarter ending March 2018	2,561	↓
Variance since March 2017	(10.6%)	↓



ACTIVITY

Cumulative percentage of contracted UDA delivered 2017 & 2018



Month	Adjusted Scheduled Activity (UDA)	
	2017	2018
April	452	332
May	1,015	1,072
June	1,576	1,537
July	2,416	2,472
August	3,245	3,369
September	4,034	4,120
October	4,903	4,631
November	5,729	5,747
December	6,633	6,190
January	7,423	7,088
February	7,979	7,876
March	8,972	8,722
April	9,243	
May	9,243	
June	9,380	

QUALITY

	Quantity	Base Number	Contract	AT	Region	England
% of FP17s for the same patient ID Re-attending within 3 months - Children	137	1,895	7.2%	10.9%	11.6%	11.9%
% of FP17s for the same patient ID Re-attending within 3 months - Adults	495	2,638	18.8%	14.7%	15.4%	16.0%
% of FP17s for the same patient ID Re-attending between 3 & 9 months - Children	1,371	1,895	72.3%	57.2%	59.4%	58.3%
% of FP17s for the same patient ID Re-attending between 3 & 9 months - Adults	1,874	2,638	71.0%	48.1%	51.3%	50.3%
% of FP17s for Band 1 Urgent Courses	139	4,345	3.2%	8.7%	8.0%	9.1%
% of FP17s Relating to Free Repair or Replacements	0	4,345	0.0%	0.7%	0.8%	0.8%
% of FP17s Relating to Continuations	185	4,345	4.3%	0.9%	1.0%	1.0%
% of Patients satisfied with the dentistry they have received	2	2	N/A	91.3%	91.7%	91.5%
% of Patients satisfied with the time they had to wait for an appointment	2	2	N/A	86.9%	88.3%	87.9%

* This is based on patients treated on this contract for their most recent course of treatment. Figures in italics indicate the base number of FP17s or Patient Questionnaire responses are less than 100. N/A is shown where the base number of responses is less than 10 during the period. % is calculated as Quantity/Base number*100

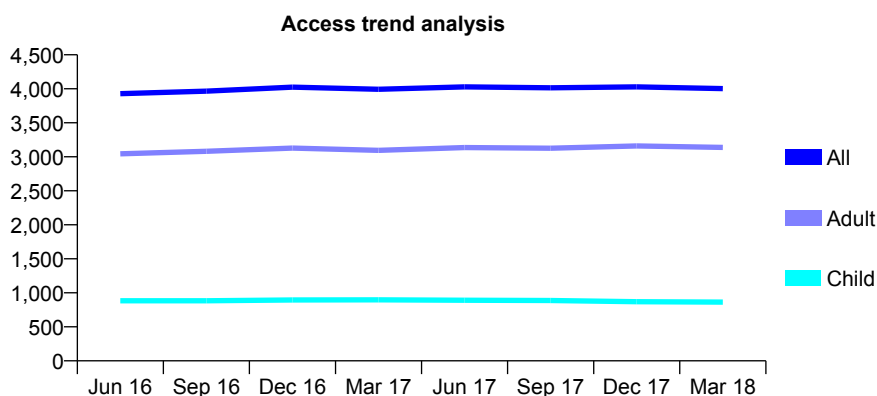
Q58 - Vital Signs At a Glance Contract Report for 732222/0001 - March 2018

Name or company name	MR FP MAGUIRE
Contract type name	GDS Contract
Purpose of contract	General
Contract start date	01/04/2006
Contract end date	

17/18 Contracted general activity (UDA)	12,050
Carry forward general activity (UDA)	212
17/18 Contracted orthodontic activity (UOA)	0
Carry forward orthodontic activity (UOA)	0
Baseline contract value	£296,774.77

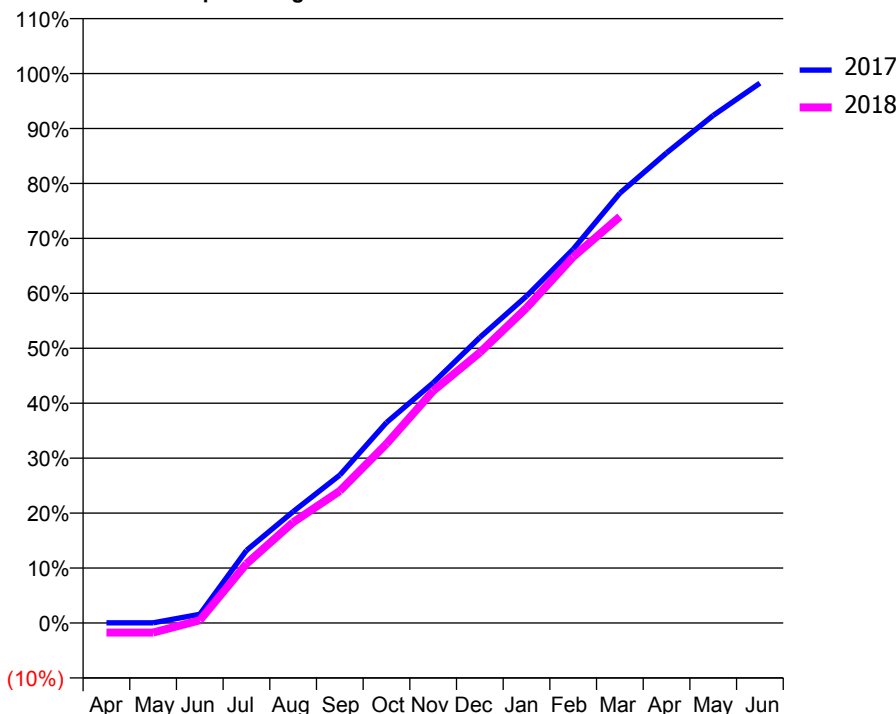
ACCESS*

Patients seen in 24 months	Total	Change since previous quarter
Quarter ending March 2017	3,993	
Quarter ending June 2017	4,028	→
Quarter ending September 2017	4,015	→
Quarter ending December 2017	4,029	→
Quarter ending March 2018	4,003	→
Variance since March 2017	0.3%	→



ACTIVITY

Cumulative percentage of contracted UDA delivered 2017 & 2018



Month	Adjusted Scheduled Activity (UDA)	
	2017	2018
April	3	-212
May	3	-212
June	190	59
July	1,592	1,300
August	2,443	2,210
September	3,244	2,895
October	4,395	3,929
November	5,268	5,089
December	6,262	5,931
January	7,168	6,910
February	8,199	8,028
March	9,426	8,912
April	10,309	
May	11,129	
June	11,838	

QUALITY

	Quantity	Base Number	Contract	AT	Region	England
% of FP17s for the same patient ID Re-attending within 3 months - Children	206	1,455	14.2%	10.9%	11.6%	11.9%
% of FP17s for the same patient ID Re-attending within 3 months - Adults	1,161	5,280	22.0%	14.7%	15.4%	16.0%
% of FP17s for the same patient ID Re-attending between 3 & 9 months - Children	861	1,455	59.2%	57.2%	59.4%	58.3%
% of FP17s for the same patient ID Re-attending between 3 & 9 months - Adults	2,925	5,280	55.4%	48.1%	51.3%	50.3%
% of FP17s for Band 1 Urgent Courses	249	5,550	4.5%	8.7%	8.0%	9.1%
% of FP17s Relating to Free Repair or Replacements	49	5,550	0.9%	0.7%	0.8%	0.8%
% of FP17s Relating to Continuations	143	5,550	2.6%	0.9%	1.0%	1.0%
% of Patients satisfied with the dentistry they have received	12	12	100.0%	91.3%	91.7%	91.5%
% of Patients satisfied with the time they had to wait for an appointment	12	12	100.0%	86.9%	88.3%	87.9%

* This is based on patients treated on this contract for their most recent course of treatment. Figures in italics indicate the base number of FP17s or Patient Questionnaire responses are less than 100. N/A is shown where the base number of responses is less than 10 during the period. % is calculated as Quantity/Base number*100

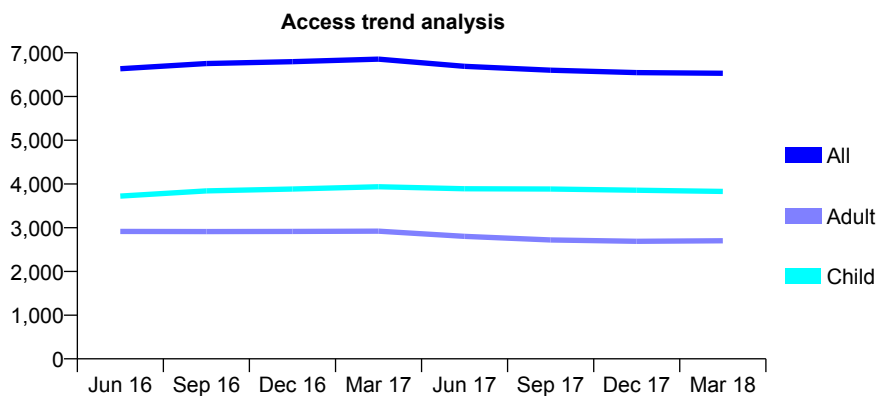
Q58 - Vital Signs At a Glance Contract Report for 736155/0001 - March 2018

Name or company name	Marsh Road Dental Practice Partnership
Contract type name	GDS Contract
Purpose of contract	General and Orthodontic
Contract start date	01/04/2006
Contract end date	

17/18 Contracted general activity (UDA)	22,556
Carry forward general activity (UDA)	-7
17/18 Contracted orthodontic activity (UOA)	6,000
Carry forward orthodontic activity (UOA)	0
Baseline contract value	£1,046,944.18

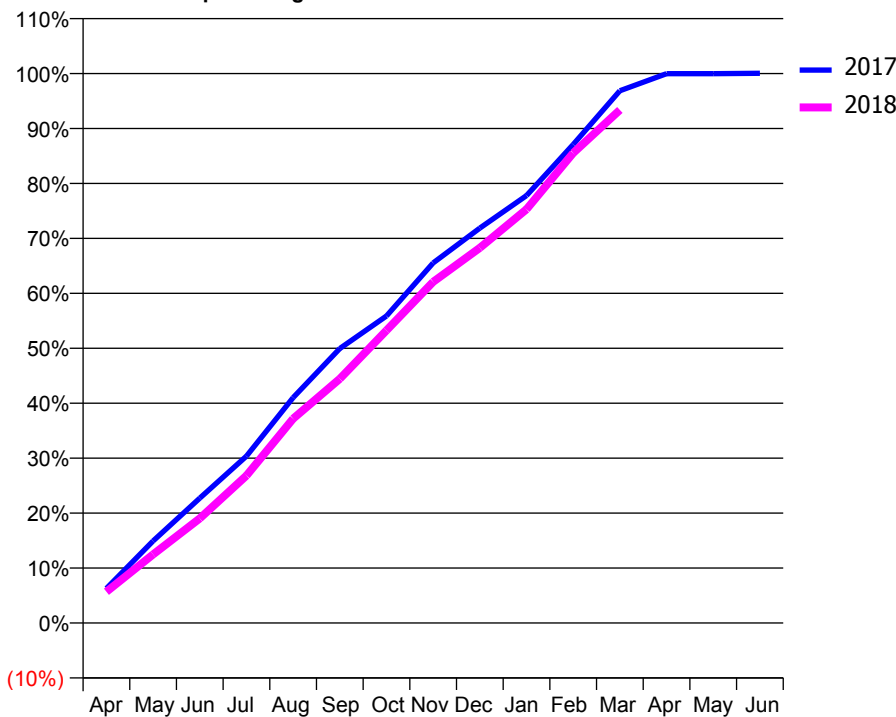
ACCESS*

Patients seen in 24 months	Total	Change since previous quarter
Quarter ending March 2017	6,854	
Quarter ending June 2017	6,690	↓
Quarter ending September 2017	6,603	↓
Quarter ending December 2017	6,548	→
Quarter ending March 2018	6,532	→
Variance since March 2017	(4.7%)	↓



ACTIVITY

Cumulative percentage of contracted UDA delivered 2017 & 2018



Month	Adjusted Scheduled Activity (UDA)	
	2017	2018
April	1,419	1,282
May	3,371	2,814
June	5,129	4,294
July	6,848	6,052
August	9,252	8,390
September	11,266	10,025
October	12,601	12,013
November	14,783	14,005
December	16,208	15,402
January	17,544	16,984
February	19,640	19,289
March	21,848	21,061
April	22,550	
May	22,550	
June	22,563	

QUALITY

	Quantity	Base Number	Contract	AT	Region	England
% of FP17s for the same patient ID Re-attending within 3 months - Children	436	5,150	8.5%	10.9%	11.6%	11.9%
% of FP17s for the same patient ID Re-attending within 3 months - Adults	244	2,535	9.6%	14.7%	15.4%	16.0%
% of FP17s for the same patient ID Re-attending between 3 & 9 months - Children	2,465	5,150	47.9%	57.2%	59.4%	58.3%
% of FP17s for the same patient ID Re-attending between 3 & 9 months - Adults	998	2,535	39.4%	48.1%	51.3%	50.3%
% of FP17s for Band 1 Urgent Courses	417	6,914	6.0%	8.7%	8.0%	9.1%
% of FP17s Relating to Free Repair or Replacements	4	6,914	0.1%	0.7%	0.8%	0.8%
% of FP17s Relating to Continuations	2	6,914	0.0%	0.9%	1.0%	1.0%
% of Patients satisfied with the dentistry they have received	4	5	N/A	91.3%	91.7%	91.5%
% of Patients satisfied with the time they had to wait for an appointment	3	5	N/A	86.9%	88.3%	87.9%

* This is based on patients treated on this contract for their most recent course of treatment. Figures in italics indicate the base number of FP17s or Patient Questionnaire responses are less than 100. N/A is shown where the base number of responses is less than 10 during the period. % is calculated as Quantity/Base number*100

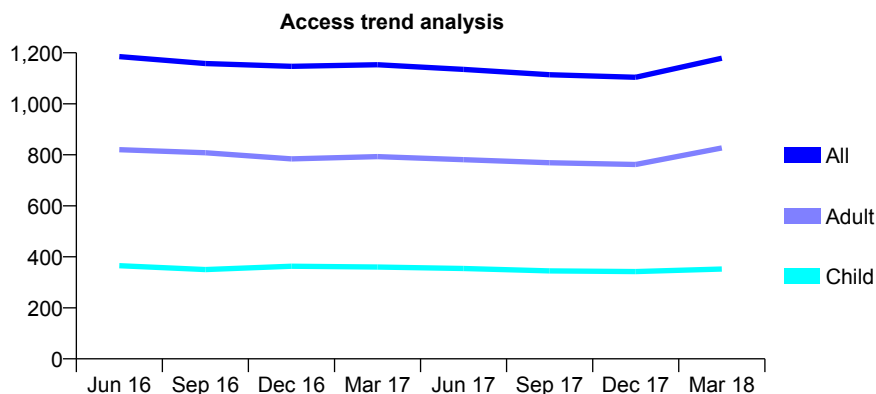
Q58 - Vital Signs At a Glance Contract Report for 736538/0001 - March 2018

Name or company name	MRS G DELLOW
Contract type name	GDS Contract
Purpose of contract	General
Contract start date	01/04/2006
Contract end date	

17/18 Contracted general activity (UDA)	3,393
Carry forward general activity (UDA)	35
17/18 Contracted orthodontic activity (UOA)	0
Carry forward orthodontic activity (UOA)	0
Baseline contract value	£79,711.93

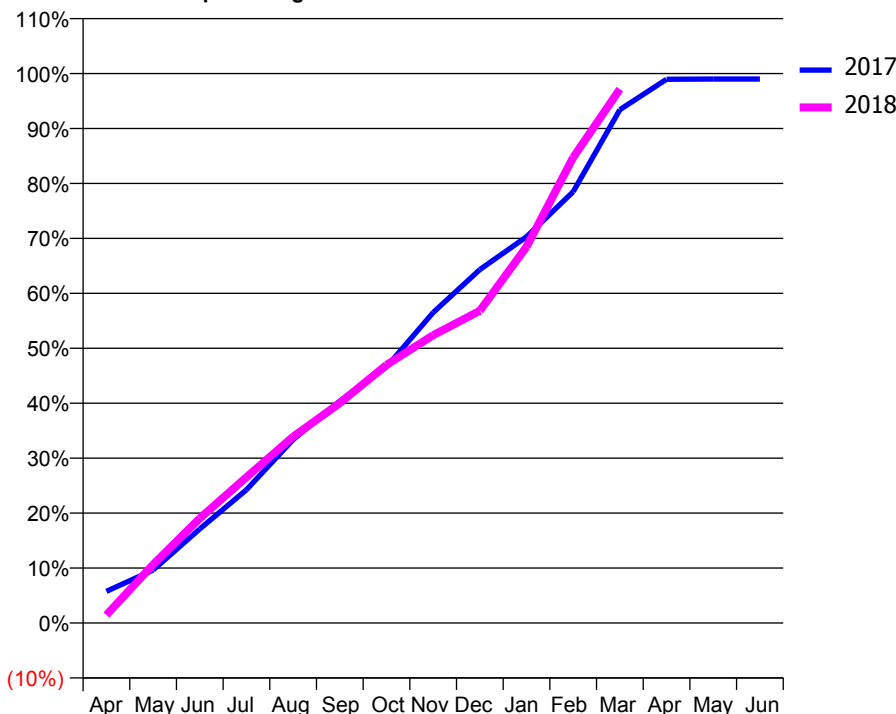
ACCESS*

Patients seen in 24 months	Total	Change since previous quarter
Quarter ending March 2017	1,153	
Quarter ending June 2017	1,135	↓
Quarter ending September 2017	1,114	↓
Quarter ending December 2017	1,104	→
Quarter ending March 2018	1,179	↑
Variance since March 2017	2.3%	↑



ACTIVITY

Cumulative percentage of contracted UDA delivered 2017 & 2018



Month	Adjusted Scheduled Activity (UDA)	
	2017	2018
April	195	50
May	328	361
June	581	647
July	823	900
August	1,133	1,151
September	1,370	1,358
October	1,581	1,594
November	1,917	1,777
December	2,183	1,928
January	2,385	2,323
February	2,663	2,875
March	3,169	3,297
April	3,357	
May	3,359	
June	3,359	

QUALITY

	Quantity	Base Number	Contract	AT	Region	England
% of FP17s for the same patient ID Re-attending within 3 months - Children	57	570	10.0%	10.9%	11.6%	11.9%
% of FP17s for the same patient ID Re-attending within 3 months - Adults	202	1,156	17.5%	14.7%	15.4%	16.0%
% of FP17s for the same patient ID Re-attending between 3 & 9 months - Children	322	570	56.5%	57.2%	59.4%	58.3%
% of FP17s for the same patient ID Re-attending between 3 & 9 months - Adults	521	1,156	45.1%	48.1%	51.3%	50.3%
% of FP17s for Band 1 Urgent Courses	111	1,659	6.7%	8.7%	8.0%	9.1%
% of FP17s Relating to Free Repair or Replacements	26	1,659	1.6%	0.7%	0.8%	0.8%
% of FP17s Relating to Continuations	103	1,659	6.2%	0.9%	1.0%	1.0%
% of Patients satisfied with the dentistry they have received	1	1	N/A	91.3%	91.7%	91.5%
% of Patients satisfied with the time they had to wait for an appointment	1	1	N/A	86.9%	88.3%	87.9%

* This is based on patients treated on this contract for their most recent course of treatment. Figures in italics indicate the base number of FP17s or Patient Questionnaire responses are less than 100. N/A is shown where the base number of responses is less than 10 during the period. % is calculated as Quantity/Base number*100

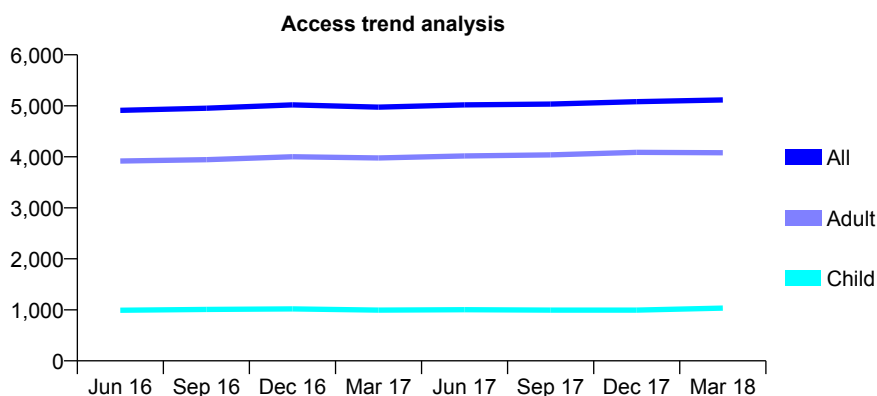
Q58 - Vital Signs At a Glance Contract Report for 738875/0002 - March 2018

Name or company name	MR TM KATCHI
Contract type name	GDS Contract
Purpose of contract	General
Contract start date	01/04/2006
Contract end date	

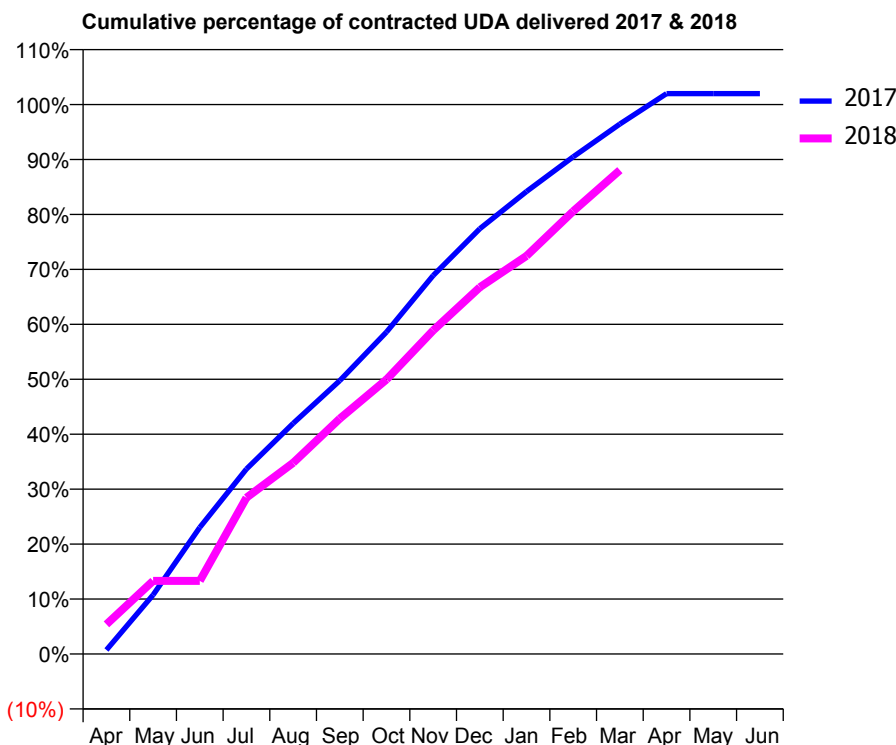
17/18 Contracted general activity (UDA)	14,540
Carry forward general activity (UDA)	-290
17/18 Contracted orthodontic activity (UOA)	0
Carry forward orthodontic activity (UOA)	0
Baseline contract value	£353,595.13

ACCESS*

Patients seen in 24 months	Total	Change since previous quarter
Quarter ending March 2017	4,975	
Quarter ending June 2017	5,019	→
Quarter ending September 2017	5,033	→
Quarter ending December 2017	5,081	→
Quarter ending March 2018	5,114	→
Variance since March 2017	2.8%	↑



ACTIVITY



Month	Adjusted Scheduled Activity (UDA)	
	2017	2018
April	109	786
May	1,565	1,935
June	3,350	1,935
July	4,895	4,136
August	6,103	5,060
September	7,233	6,229
October	8,521	7,262
November	10,014	8,562
December	11,253	9,706
January	12,240	10,535
February	13,157	11,715
March	14,024	12,802
April	14,830	
May	14,830	
June	14,830	

QUALITY

	Quantity	Base Number	Contract	AT	Region	England
% of FP17s for the same patient ID Re-attending within 3 months - Children	36	1,267	2.8%	10.9%	11.6%	11.9%
% of FP17s for the same patient ID Re-attending within 3 months - Adults	302	4,617	6.5%	14.7%	15.4%	16.0%
% of FP17s for the same patient ID Re-attending between 3 & 9 months - Children	561	1,267	44.3%	57.2%	59.4%	58.3%
% of FP17s for the same patient ID Re-attending between 3 & 9 months - Adults	2,187	4,617	47.4%	48.1%	51.3%	50.3%
% of FP17s for Band 1 Urgent Courses	246	5,456	4.5%	8.7%	8.0%	9.1%
% of FP17s Relating to Free Repair or Replacements	20	5,456	0.4%	0.7%	0.8%	0.8%
% of FP17s Relating to Continuations	6	5,456	0.1%	0.9%	1.0%	1.0%
% of Patients satisfied with the dentistry they have received	3	4	N/A	91.3%	91.7%	91.5%
% of Patients satisfied with the time they had to wait for an appointment	4	4	N/A	86.9%	88.3%	87.9%

* This is based on patients treated on this contract for their most recent course of treatment. Figures in italics indicate the base number of FP17s or Patient Questionnaire responses are less than 100. N/A is shown where the base number of responses is less than 10 during the period. % is calculated as Quantity/Base number*100

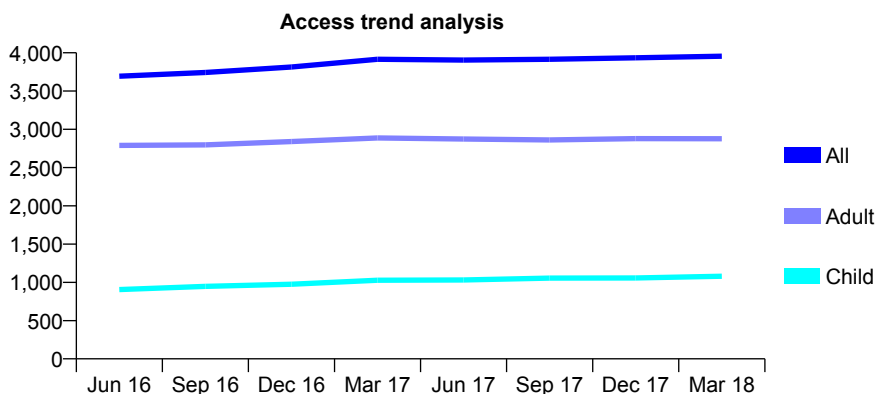
Q58 - Vital Signs At a Glance Contract Report for 741426/0001 - March 2018

Name or company name	MR SD GUNASEELAN
Contract type name	GDS Contract
Purpose of contract	General
Contract start date	01/04/2006
Contract end date	

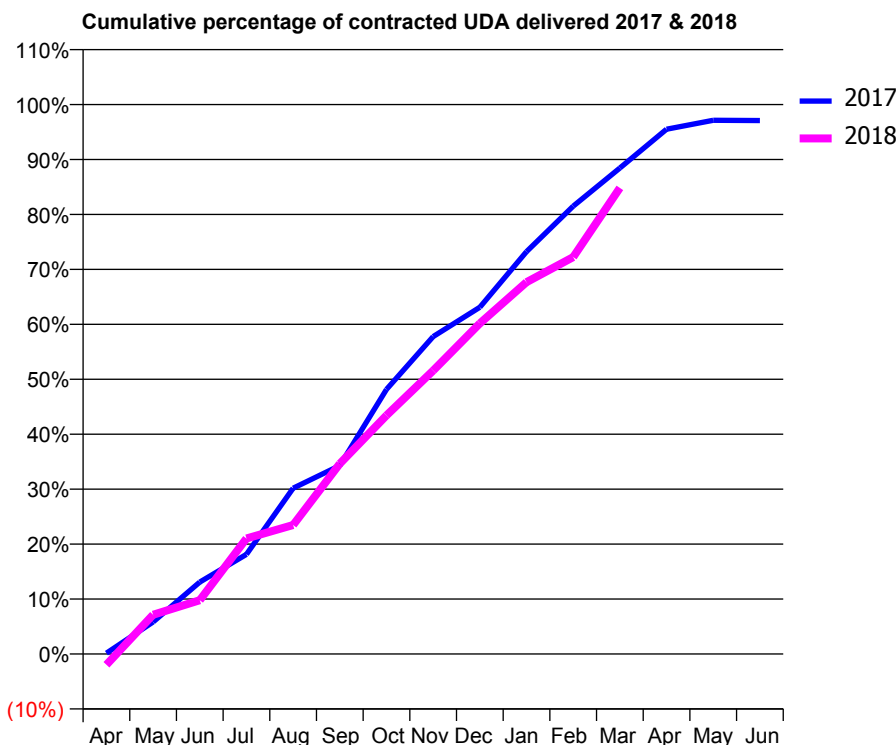
17/18 Contracted general activity (UDA)	11,151
Carry forward general activity (UDA)	326
17/18 Contracted orthodontic activity (UOA)	0
Carry forward orthodontic activity (UOA)	0
Baseline contract value	£280,532.77

ACCESS*

Patients seen in 24 months	Total	Change since previous quarter
Quarter ending March 2017	3,916	
Quarter ending June 2017	3,905	→
Quarter ending September 2017	3,916	→
Quarter ending December 2017	3,935	→
Quarter ending March 2018	3,956	→
Variance since March 2017	1.0%	→



ACTIVITY



Month	Adjusted Scheduled Activity (UDA)	
	2017	2018
April	18	-220
May	651	796
June	1,460	1,091
July	2,022	2,346
August	3,364	2,617
September	3,826	3,862
October	5,371	4,841
November	6,442	5,752
December	7,036	6,710
January	8,167	7,547
February	9,087	8,054
March	9,861	9,460
April	10,650	
May	10,830	
June	10,825	

QUALITY

	Quantity	Base Number	Contract	AT	Region	England
% of FP17s for the same patient ID Re-attending within 3 months - Children	43	1,444	3.0%	10.9%	11.6%	11.9%
% of FP17s for the same patient ID Re-attending within 3 months - Adults	260	3,601	7.2%	14.7%	15.4%	16.0%
% of FP17s for the same patient ID Re-attending between 3 & 9 months - Children	812	1,444	56.2%	57.2%	59.4%	58.3%
% of FP17s for the same patient ID Re-attending between 3 & 9 months - Adults	2,215	3,601	61.5%	48.1%	51.3%	50.3%
% of FP17s for Band 1 Urgent Courses	242	4,640	5.2%	8.7%	8.0%	9.1%
% of FP17s Relating to Free Repair or Replacements	34	4,640	0.7%	0.7%	0.8%	0.8%
% of FP17s Relating to Continuations	2	4,640	0.0%	0.9%	1.0%	1.0%
% of Patients satisfied with the dentistry they have received	5	5	N/A	91.3%	91.7%	91.5%
% of Patients satisfied with the time they had to wait for an appointment	4	5	N/A	86.9%	88.3%	87.9%

* This is based on patients treated on this contract for their most recent course of treatment. Figures in italics indicate the base number of FP17s or Patient Questionnaire responses are less than 100. N/A is shown where the base number of responses is less than 10 during the period. % is calculated as Quantity/Base number*100

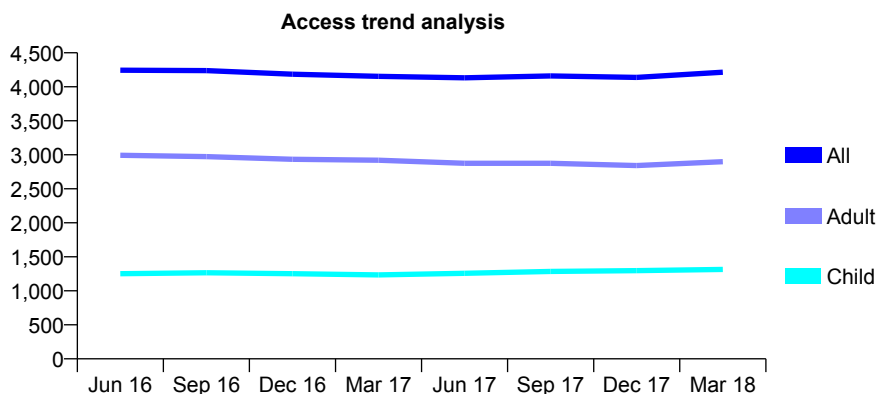
Q58 - Vital Signs At a Glance Contract Report for 741930/0001 - March 2018

Name or company name	MR A PATEL
Contract type name	GDS Contract
Purpose of contract	General
Contract start date	01/04/2006
Contract end date	

17/18 Contracted general activity (UDA)	6,944
Carry forward general activity (UDA)	4
17/18 Contracted orthodontic activity (UOA)	0
Carry forward orthodontic activity (UOA)	0
Baseline contract value	£160,471.73

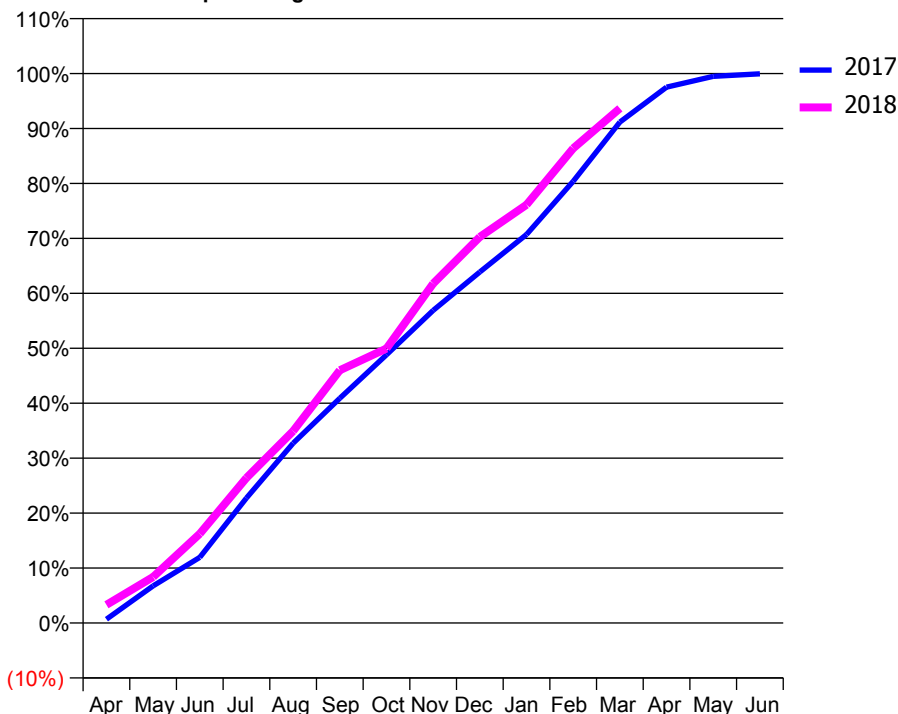
ACCESS*

Patients seen in 24 months	Total	Change since previous quarter
Quarter ending March 2017	4,154	
Quarter ending June 2017	4,133	→
Quarter ending September 2017	4,160	→
Quarter ending December 2017	4,139	→
Quarter ending March 2018	4,214	→
Variance since March 2017	1.4%	→



ACTIVITY

Cumulative percentage of contracted UDA delivered 2017 & 2018



Month	Adjusted Scheduled Activity (UDA)	
	2017	2018
April	48	230
May	470	581
June	830	1,128
July	1,580	1,835
August	2,272	2,425
September	2,841	3,194
October	3,389	3,468
November	3,951	4,289
December	4,436	4,879
January	4,910	5,286
February	5,582	5,998
March	6,330	6,504
April	6,772	
May	6,909	
June	6,940	

QUALITY

	Quantity	Base Number	Contract	AT	Region	England
% of FP17s for the same patient ID Re-attending within 3 months - Children	110	1,764	6.2%	10.9%	11.6%	11.9%
% of FP17s for the same patient ID Re-attending within 3 months - Adults	511	3,495	14.6%	14.7%	15.4%	16.0%
% of FP17s for the same patient ID Re-attending between 3 & 9 months - Children	927	1,764	52.6%	57.2%	59.4%	58.3%
% of FP17s for the same patient ID Re-attending between 3 & 9 months - Adults	1,380	3,495	39.5%	48.1%	51.3%	50.3%
% of FP17s for Band 1 Urgent Courses	372	3,887	9.6%	8.7%	8.0%	9.1%
% of FP17s Relating to Free Repair or Replacements	7	3,887	0.2%	0.7%	0.8%	0.8%
% of FP17s Relating to Continuations	79	3,887	2.0%	0.9%	1.0%	1.0%
% of Patients satisfied with the dentistry they have received	3	3	N/A	91.3%	91.7%	91.5%
% of Patients satisfied with the time they had to wait for an appointment	3	3	N/A	86.9%	88.3%	87.9%

* This is based on patients treated on this contract for their most recent course of treatment. Figures in italics indicate the base number of FP17s or Patient Questionnaire responses are less than 100. N/A is shown where the base number of responses is less than 10 during the period. % is calculated as Quantity/Base number*100

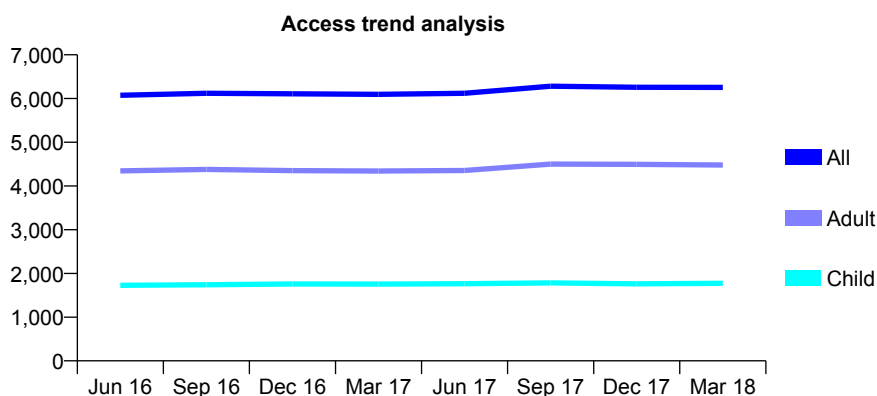
Q58 - Vital Signs At a Glance Contract Report for 741930/0002 - March 2018

Name or company name	MR A PATEL
Contract type name	GDS Contract
Purpose of contract	General
Contract start date	01/04/2006
Contract end date	

17/18 Contracted general activity (UDA)	15,057
Carry forward general activity (UDA)	-90
17/18 Contracted orthodontic activity (UOA)	0
Carry forward orthodontic activity (UOA)	0
Baseline contract value	£311,150.95

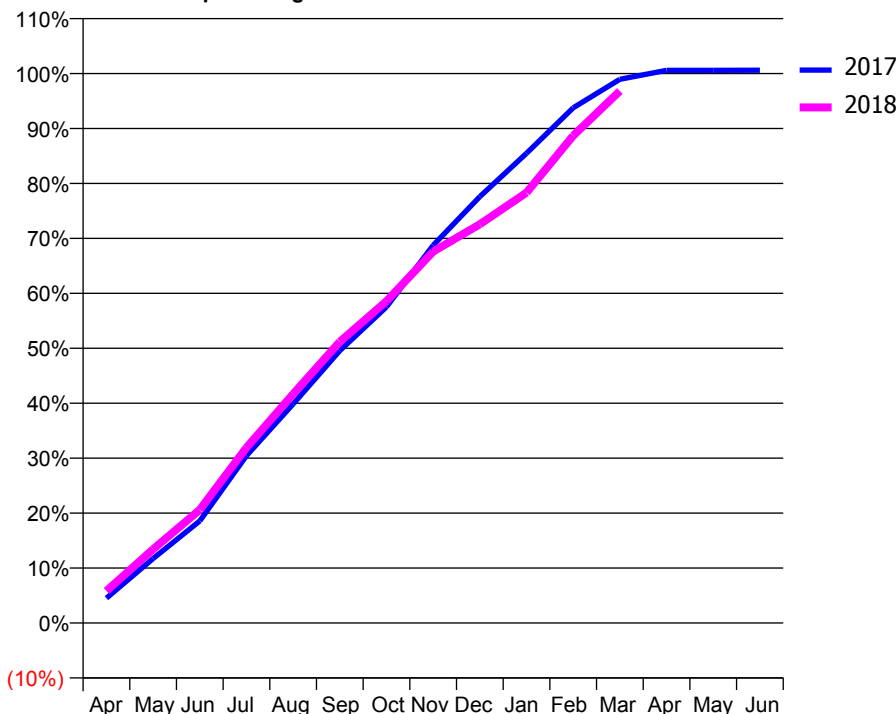
ACCESS*

Patients seen in 24 months	Total	Change since previous quarter
Quarter ending March 2017	6,096	
Quarter ending June 2017	6,120	→
Quarter ending September 2017	6,283	↑
Quarter ending December 2017	6,256	→
Quarter ending March 2018	6,255	→
Variance since March 2017	2.6%	↑



ACTIVITY

Cumulative percentage of contracted UDA delivered 2017 & 2018



Month	Adjusted Scheduled Activity (UDA)	
	2017	2018
April	680	879
May	1,766	2,021
June	2,797	3,103
July	4,584	4,805
August	6,001	6,274
September	7,463	7,708
October	8,661	8,817
November	10,348	10,179
December	11,684	10,927
January	12,870	11,793
February	14,117	13,354
March	14,898	14,578
April	15,143	
May	15,145	
June	15,148	

QUALITY

	Quantity	Base Number	Contract	AT	Region	England
% of FP17s for the same patient ID Re-attending within 3 months - Children	123	2,517	4.9%	10.9%	11.6%	11.9%
% of FP17s for the same patient ID Re-attending within 3 months - Adults	550	5,964	9.2%	14.7%	15.4%	16.0%
% of FP17s for the same patient ID Re-attending between 3 & 9 months - Children	1,431	2,517	56.9%	57.2%	59.4%	58.3%
% of FP17s for the same patient ID Re-attending between 3 & 9 months - Adults	3,060	5,964	51.3%	48.1%	51.3%	50.3%
% of FP17s for Band 1 Urgent Courses	413	8,334	5.0%	8.7%	8.0%	9.1%
% of FP17s Relating to Free Repair or Replacements	47	8,334	0.6%	0.7%	0.8%	0.8%
% of FP17s Relating to Continuations	131	8,334	1.6%	0.9%	1.0%	1.0%
% of Patients satisfied with the dentistry they have received	1	3	N/A	91.3%	91.7%	91.5%
% of Patients satisfied with the time they had to wait for an appointment	2	3	N/A	86.9%	88.3%	87.9%

* This is based on patients treated on this contract for their most recent course of treatment. Figures in italics indicate the base number of FP17s or Patient Questionnaire responses are less than 100. N/A is shown where the base number of responses is less than 10 during the period. % is calculated as Quantity/Base number*100

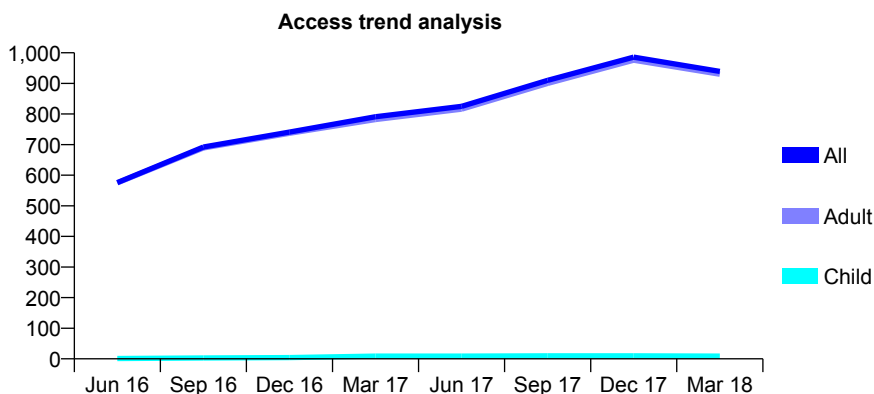
Q58 - Vital Signs At a Glance Contract Report for 741930/0005 - March 2018

Name or company name	MR A PATEL
Contract type name	PDS Contract
Purpose of contract	General
Contract start date	01/01/2013
Contract end date	31/03/2018

17/18 Contracted general activity (UDA)	2,397
Carry forward general activity (UDA)	0
17/18 Contracted orthodontic activity (UOA)	0
Carry forward orthodontic activity (UOA)	0
Baseline contract value	£159,801.02

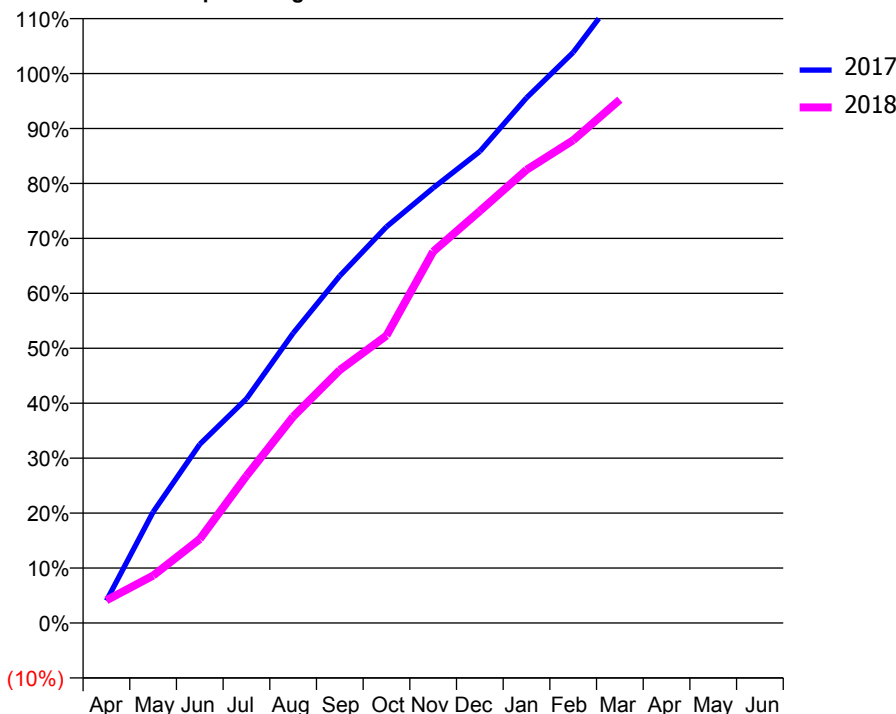
ACCESS*

Patients seen in 24 months	Total	Change since previous quarter
Quarter ending March 2017	791	
Quarter ending June 2017	825	↑
Quarter ending September 2017	910	↑
Quarter ending December 2017	986	↑
Quarter ending March 2018	939	↓
Variance since March 2017	18.7%	↑



ACTIVITY

Cumulative percentage of contracted UDA delivered 2017 & 2018



Month	Adjusted Scheduled Activity (UDA)	
	2017	2018
April	90	99
May	447	207
June	720	366
July	903	642
August	1,167	900
September	1,398	1,104
October	1,596	1,254
November	1,752	1,620
December	1,899	1,797
January	2,115	1,977
February	2,298	2,106
March	2,547	2,283
April	2,655	
May	2,655	
June	2,655	

QUALITY

	Quantity	Base Number	Contract	AT	Region	England
% of FP17s for the same patient ID Re-attending within 3 months - Children	0	12	0.0%	10.9%	11.6%	11.9%
% of FP17s for the same patient ID Re-attending within 3 months - Adults	12	795	1.5%	14.7%	15.4%	16.0%
% of FP17s for the same patient ID Re-attending between 3 & 9 months - Children	0	12	0.0%	57.2%	59.4%	58.3%
% of FP17s for the same patient ID Re-attending between 3 & 9 months - Adults	11	795	1.4%	48.1%	51.3%	50.3%
% of FP17s for Band 1 Urgent Courses	0	770	0.0%	8.7%	8.0%	9.1%
% of FP17s Relating to Free Repair or Replacements	0	770	0.0%	0.7%	0.8%	0.8%
% of FP17s Relating to Continuations	0	770	0.0%	0.9%	1.0%	1.0%
% of Patients satisfied with the dentistry they have received	2	2	N/A	91.3%	91.7%	91.5%
% of Patients satisfied with the time they had to wait for an appointment	2	2	N/A	86.9%	88.3%	87.9%

* This is based on patients treated on this contract for their most recent course of treatment. Figures in italics indicate the base number of FP17s or Patient Questionnaire responses are less than 100. N/A is shown where the base number of responses is less than 10 during the period. % is calculated as Quantity/Base number*100

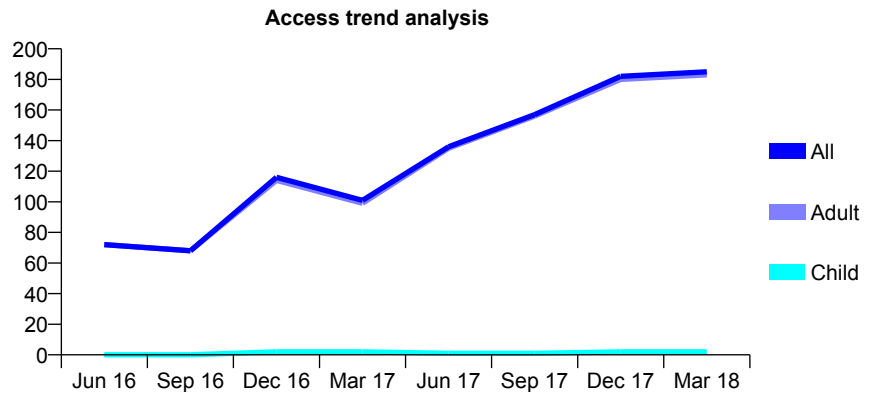
Q58 - Vital Signs At a Glance Contract Report for 741930/0006 - March 2018

Name or company name	MR A PATEL
Contract type name	PDS Contract
Purpose of contract	General
Contract start date	01/01/2013
Contract end date	31/03/2018

17/18 Contracted general activity (UDA)	592
Carry forward general activity (UDA)	0
17/18 Contracted orthodontic activity (UOA)	0
Carry forward orthodontic activity (UOA)	0
Baseline contract value	£39,467.69

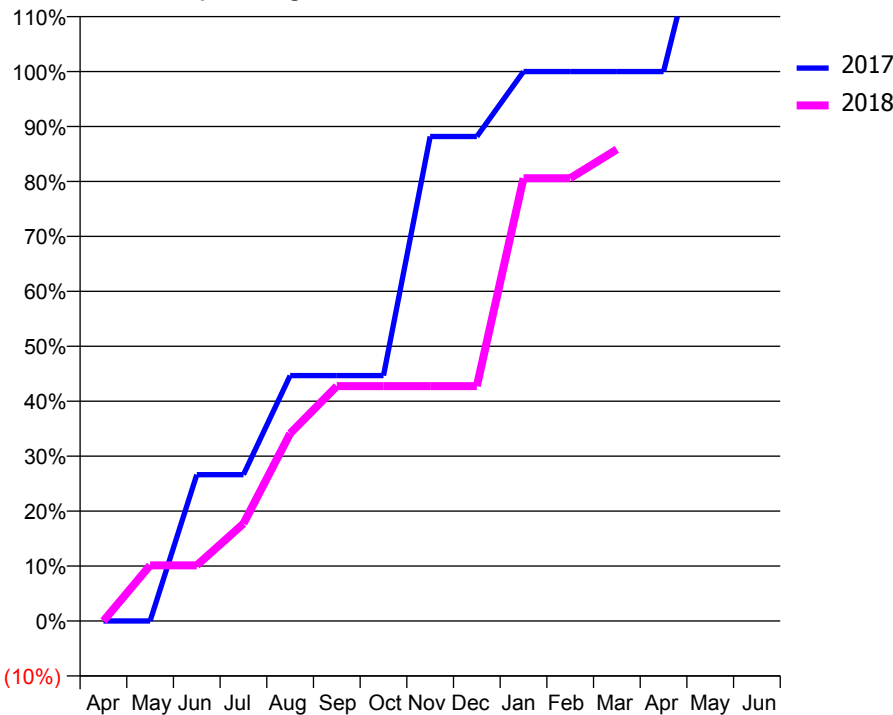
ACCESS*

Patients seen in 24 months	Total	Change since previous quarter
Quarter ending March 2017	101	
Quarter ending June 2017	136	↑
Quarter ending September 2017	157	↑
Quarter ending December 2017	182	↑
Quarter ending March 2018	185	→
Variance since March 2017	83.2%	↑



ACTIVITY

Cumulative percentage of contracted UDA delivered 2017 & 2018



Month	Adjusted Scheduled Activity (UDA)	
	2017	2018
April	0	0
May	0	60
June	90	60
July	90	105
August	151	202
September	151	253
October	151	253
November	298	253
December	298	253
January	338	477
February	338	477
March	338	508
April	338	
May	453	
June	453	

QUALITY

	Quantity	Base Number	Contract	AT	Region	England
% of FP17s for the same patient ID Re-attending within 3 months - Children	0	2	0.0%	10.9%	11.6%	11.9%
% of FP17s for the same patient ID Re-attending within 3 months - Adults	15	225	6.7%	14.7%	15.4%	16.0%
% of FP17s for the same patient ID Re-attending between 3 & 9 months - Children	0	2	0.0%	57.2%	59.4%	58.3%
% of FP17s for the same patient ID Re-attending between 3 & 9 months - Adults	5	225	2.2%	48.1%	51.3%	50.3%
% of FP17s for Band 1 Urgent Courses	0	185	0.0%	8.7%	8.0%	9.1%
% of FP17s Relating to Free Repair or Replacements	0	185	0.0%	0.7%	0.8%	0.8%
% of FP17s Relating to Continuations	0	185	0.0%	0.9%	1.0%	1.0%
% of Patients satisfied with the dentistry they have received	0	0	N/A	91.3%	91.7%	91.5%
% of Patients satisfied with the time they had to wait for an appointment	0	0	N/A	86.9%	88.3%	87.9%

* This is based on patients treated on this contract for their most recent course of treatment. Figures in italics indicate the base number of FP17s or Patient Questionnaire responses are less than 100. N/A is shown where the base number of responses is less than 10 during the period. % is calculated as Quantity/Base number*100

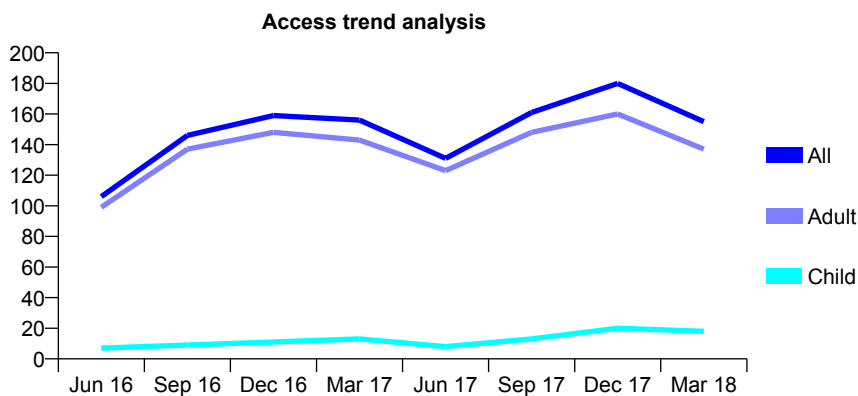
Q58 - Vital Signs At a Glance Contract Report for 741930/0007 - March 2018

Name or company name	MR A PATEL
Contract type name	PDS Contract
Purpose of contract	General
Contract start date	01/01/2013
Contract end date	31/03/2018

17/18 Contracted general activity (UDA)	351
Carry forward general activity (UDA)	0
17/18 Contracted orthodontic activity (UOA)	0
Carry forward orthodontic activity (UOA)	0
Baseline contract value	£43,876.02

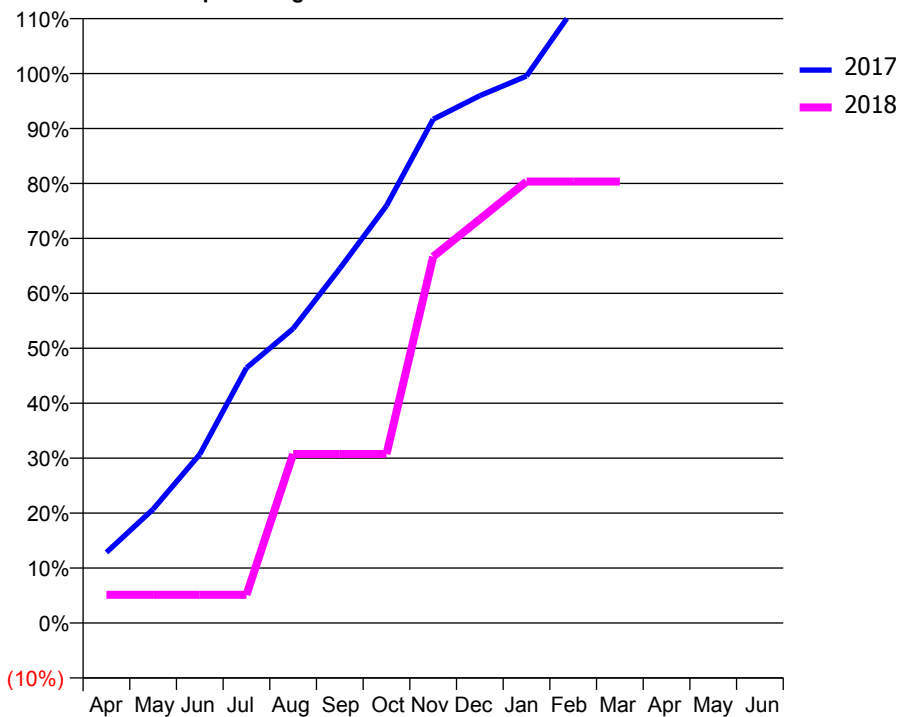
ACCESS*

Patients seen in 24 months	Total	Change since previous quarter
Quarter ending March 2017	156	
Quarter ending June 2017	131	↓
Quarter ending September 2017	161	↑
Quarter ending December 2017	180	↑
Quarter ending March 2018	155	↓
Variance since March 2017	(0.6%)	→



ACTIVITY

Cumulative percentage of contracted UDA delivered 2017 & 2018



Month	Adjusted Scheduled Activity (UDA)	
	2017	2018
April	54	18
May	87	18
June	129	18
July	195	18
August	225	108
September	271	108
October	319	108
November	385	234
December	403	258
January	418	282
February	469	282
March	505	282
April	523	
May	523	
June	523	

QUALITY

	Quantity	Base Number	Contract	AT	Region	England
% of FP17s for the same patient ID Re-attending within 3 months - Children	0	23	0.0%	10.9%	11.6%	11.9%
% of FP17s for the same patient ID Re-attending within 3 months - Adults	0	110	0.0%	14.7%	15.4%	16.0%
% of FP17s for the same patient ID Re-attending between 3 & 9 months - Children	0	23	0.0%	57.2%	59.4%	58.3%
% of FP17s for the same patient ID Re-attending between 3 & 9 months - Adults	0	110	0.0%	48.1%	51.3%	50.3%
% of FP17s for Band 1 Urgent Courses	0	125	0.0%	8.7%	8.0%	9.1%
% of FP17s Relating to Free Repair or Replacements	0	125	0.0%	0.7%	0.8%	0.8%
% of FP17s Relating to Continuations	0	125	0.0%	0.9%	1.0%	1.0%
% of Patients satisfied with the dentistry they have received	0	0	N/A	91.3%	91.7%	91.5%
% of Patients satisfied with the time they had to wait for an appointment	0	0	N/A	86.9%	88.3%	87.9%

* This is based on patients treated on this contract for their most recent course of treatment. Figures in italics indicate the base number of FP17s or Patient Questionnaire responses are less than 100. N/A is shown where the base number of responses is less than 10 during the period. % is calculated as Quantity/Base number*100

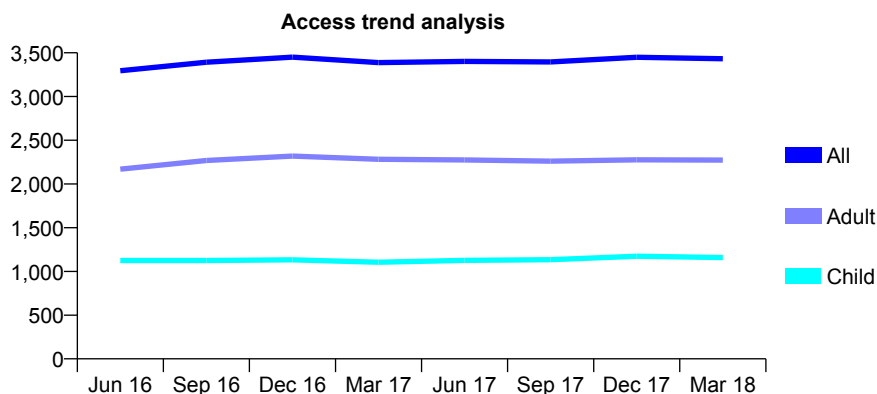
Q58 - Vital Signs At a Glance Contract Report for 742082/0001 - March 2018

Name or company name	MR N BLOOM
Contract type name	GDS Contract
Purpose of contract	General
Contract start date	01/04/2006
Contract end date	

17/18 Contracted general activity (UDA)	8,724
Carry forward general activity (UDA)	-73
17/18 Contracted orthodontic activity (UOA)	0
Carry forward orthodontic activity (UOA)	0
Baseline contract value	£280,901.73

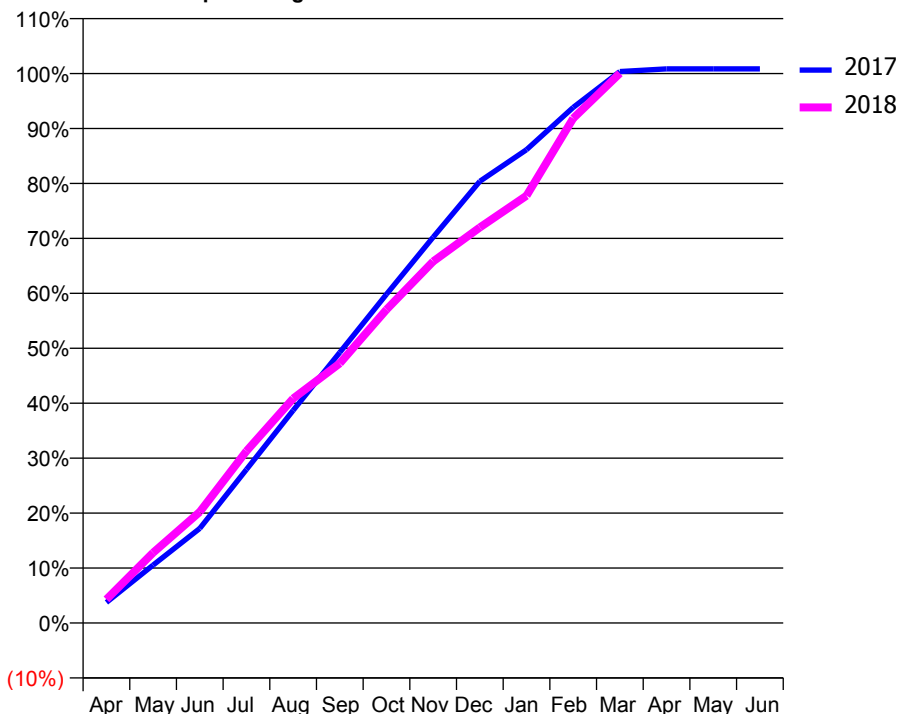
ACCESS*

Patients seen in 24 months	Total	Change since previous quarter
Quarter ending March 2017	3,388	
Quarter ending June 2017	3,401	→
Quarter ending September 2017	3,395	→
Quarter ending December 2017	3,449	→
Quarter ending March 2018	3,432	→
Variance since March 2017	1.3%	→



ACTIVITY

Cumulative percentage of contracted UDA delivered 2017 & 2018



Month	Adjusted Scheduled Activity (UDA)	
	2017	2018
April	327	375
May	920	1,117
June	1,501	1,765
July	2,438	2,730
August	3,375	3,563
September	4,296	4,123
October	5,219	4,977
November	6,125	5,740
December	7,012	6,280
January	7,514	6,785
February	8,185	8,011
March	8,755	8,728
April	8,797	
May	8,797	
June	8,797	

QUALITY

	Quantity	Base Number	Contract	AT	Region	England
% of FP17s for the same patient ID Re-attending within 3 months - Children	63	1,375	4.6%	10.9%	11.6%	11.9%
% of FP17s for the same patient ID Re-attending within 3 months - Adults	208	2,354	8.8%	14.7%	15.4%	16.0%
% of FP17s for the same patient ID Re-attending between 3 & 9 months - Children	607	1,375	44.1%	57.2%	59.4%	58.3%
% of FP17s for the same patient ID Re-attending between 3 & 9 months - Adults	903	2,354	38.4%	48.1%	51.3%	50.3%
% of FP17s for Band 1 Urgent Courses	269	3,712	7.2%	8.7%	8.0%	9.1%
% of FP17s Relating to Free Repair or Replacements	2	3,712	0.1%	0.7%	0.8%	0.8%
% of FP17s Relating to Continuations	11	3,712	0.3%	0.9%	1.0%	1.0%
% of Patients satisfied with the dentistry they have received	3	3	N/A	91.3%	91.7%	91.5%
% of Patients satisfied with the time they had to wait for an appointment	3	3	N/A	86.9%	88.3%	87.9%

* This is based on patients treated on this contract for their most recent course of treatment. Figures in italics indicate the base number of FP17s or Patient Questionnaire responses are less than 100. N/A is shown where the base number of responses is less than 10 during the period. % is calculated as Quantity/Base number*100

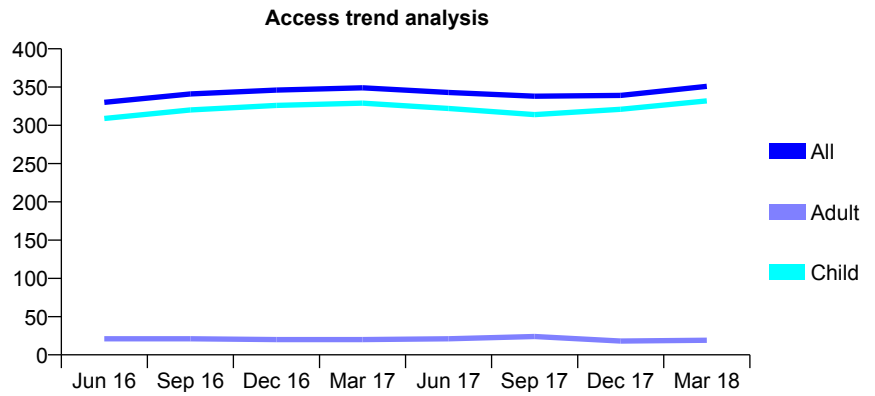
Q58 - Vital Signs At a Glance Contract Report for 746746/0001 - March 2018

Name or company name	MR RJ MILLER-WHITE
Contract type name	GDS Contract
Purpose of contract	General
Contract start date	01/04/2006
Contract end date	

17/18 Contracted general activity (UDA)	800
Carry forward general activity (UDA)	0
17/18 Contracted orthodontic activity (UOA)	0
Carry forward orthodontic activity (UOA)	0
Baseline contract value	£24,743.17

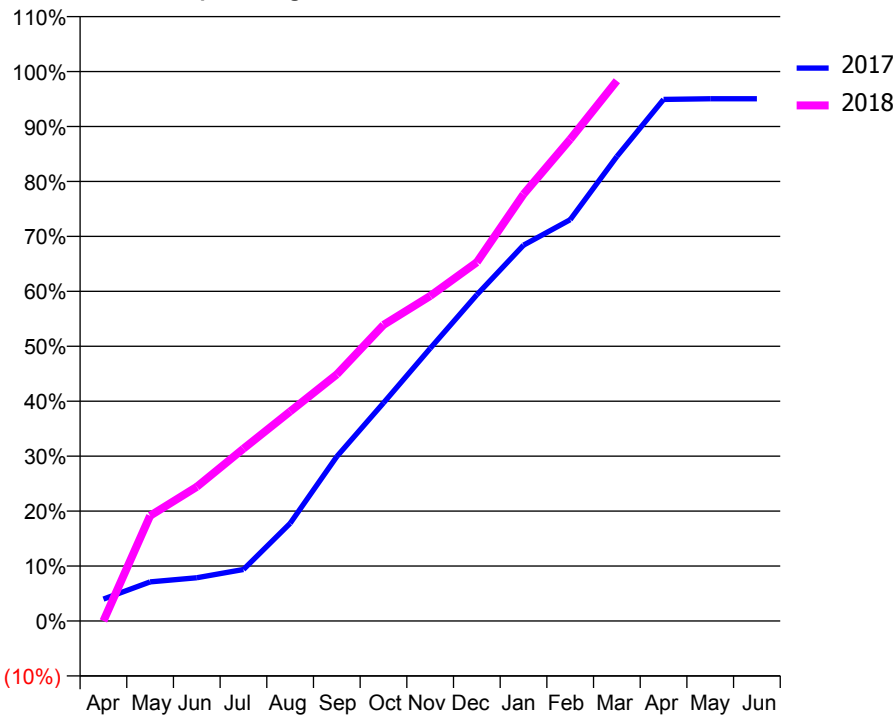
ACCESS*

Patients seen in 24 months	Total	Change since previous quarter
Quarter ending March 2017	349	
Quarter ending June 2017	343	↓
Quarter ending September 2017	338	↓
Quarter ending December 2017	339	→
Quarter ending March 2018	351	↑
Variance since March 2017	0.6%	→



ACTIVITY

Cumulative percentage of contracted UDA delivered 2017 & 2018



Month	Adjusted Scheduled Activity (UDA)	
	2017	2018
April	32	0
May	57	153
June	63	195
July	75	251
August	142	305
September	239	359
October	318	431
November	397	473
December	475	522
January	547	621
February	584	701
March	676	787
April	759	
May	760	
June	760	

QUALITY

	Quantity	Base Number	Contract	AT	Region	England
% of FP17s for the same patient ID Re-attending within 3 months - Children	42	475	8.8%	10.9%	11.6%	11.9%
% of FP17s for the same patient ID Re-attending within 3 months - Adults	0	0	N/A	14.7%	15.4%	16.0%
% of FP17s for the same patient ID Re-attending between 3 & 9 months - Children	259	475	54.5%	57.2%	59.4%	58.3%
% of FP17s for the same patient ID Re-attending between 3 & 9 months - Adults	0	0	N/A	48.1%	51.3%	50.3%
% of FP17s for Band 1 Urgent Courses	8	426	1.9%	8.7%	8.0%	9.1%
% of FP17s Relating to Free Repair or Replacements	0	426	0.0%	0.7%	0.8%	0.8%
% of FP17s Relating to Continuations	0	426	0.0%	0.9%	1.0%	1.0%
% of Patients satisfied with the dentistry they have received	0	0	N/A	91.3%	91.7%	91.5%
% of Patients satisfied with the time they had to wait for an appointment	0	0	N/A	86.9%	88.3%	87.9%

* This is based on patients treated on this contract for their most recent course of treatment. Figures in italics indicate the base number of FP17s or Patient Questionnaire responses are less than 100. N/A is shown where the base number of responses is less than 10 during the period. % is calculated as Quantity/Base number*100

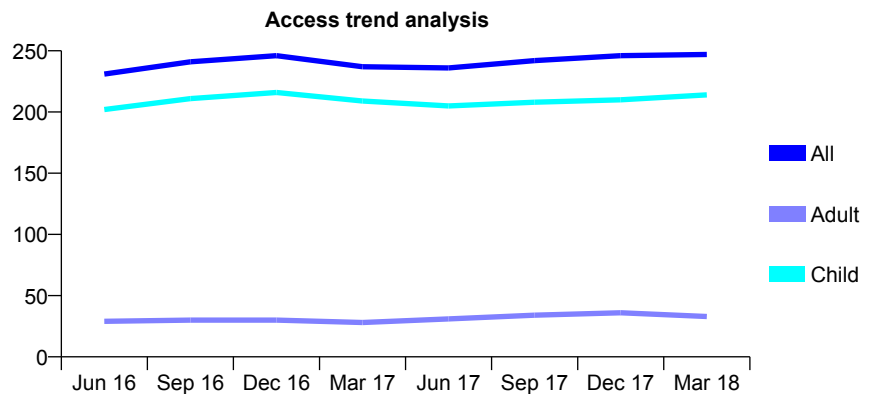
Q58 - Vital Signs At a Glance Contract Report for 751227/0001 - March 2018

Name or company name	MR GK RABIN
Contract type name	GDS Contract
Purpose of contract	General
Contract start date	01/04/2006
Contract end date	

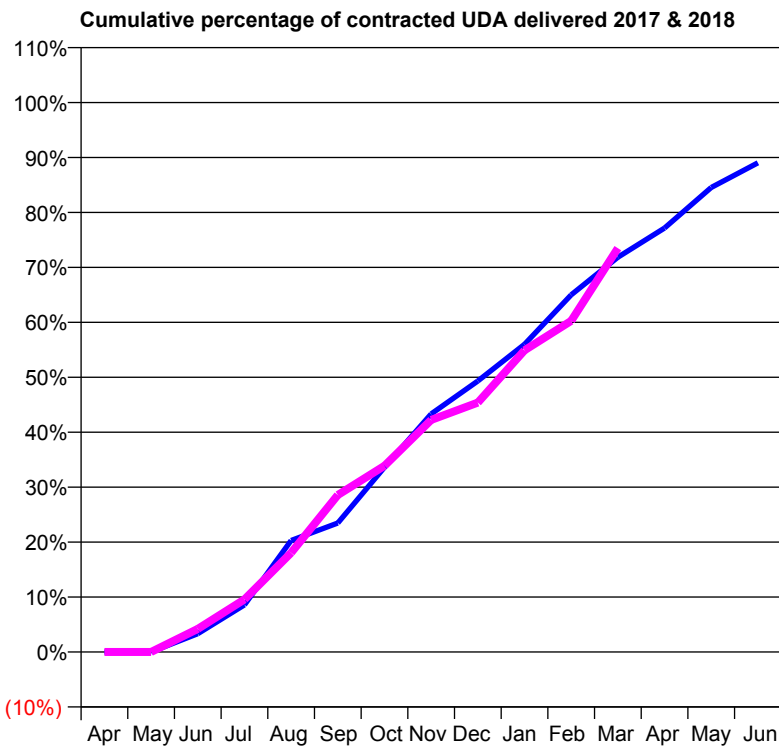
17/18 Contracted general activity (UDA)	600
Carry forward general activity (UDA)	0
17/18 Contracted orthodontic activity (UOA)	0
Carry forward orthodontic activity (UOA)	0
Baseline contract value	£14,471.19

ACCESS*

Patients seen in 24 months	Total	Change since previous quarter
Quarter ending March 2017	237	
Quarter ending June 2017	236	→
Quarter ending September 2017	242	↑
Quarter ending December 2017	246	→
Quarter ending March 2018	247	→
Variance since March 2017	4.2%	↑



ACTIVITY



Month	Adjusted Scheduled Activity (UDA)	
	2017	2018
April	0	0
May	0	0
June	20	25
July	51	57
August	122	108
September	141	171
October	202	203
November	260	253
December	296	272
January	336	329
February	390	362
March	431	441
April	463	
May	507	
June	534	

QUALITY

	Quantity	Base Number	Contract	AT	Region	England
% of FP17s for the same patient ID Re-attending within 3 months - Children	29	344	8.4%	10.9%	11.6%	11.9%
% of FP17s for the same patient ID Re-attending within 3 months - Adults	0	18	0.0%	14.7%	15.4%	16.0%
% of FP17s for the same patient ID Re-attending between 3 & 9 months - Children	214	344	62.2%	57.2%	59.4%	58.3%
% of FP17s for the same patient ID Re-attending between 3 & 9 months - Adults	11	18	61.1%	48.1%	51.3%	50.3%
% of FP17s for Band 1 Urgent Courses	5	301	1.7%	8.7%	8.0%	9.1%
% of FP17s Relating to Free Repair or Replacements	0	301	0.0%	0.7%	0.8%	0.8%
% of FP17s Relating to Continuations	0	301	0.0%	0.9%	1.0%	1.0%
% of Patients satisfied with the dentistry they have received	0	0	N/A	91.3%	91.7%	91.5%
% of Patients satisfied with the time they had to wait for an appointment	0	0	N/A	86.9%	88.3%	87.9%

* This is based on patients treated on this contract for their most recent course of treatment. Figures in italics indicate the base number of FP17s or Patient Questionnaire responses are less than 100. N/A is shown where the base number of responses is less than 10 during the period. % is calculated as Quantity/Base number*100

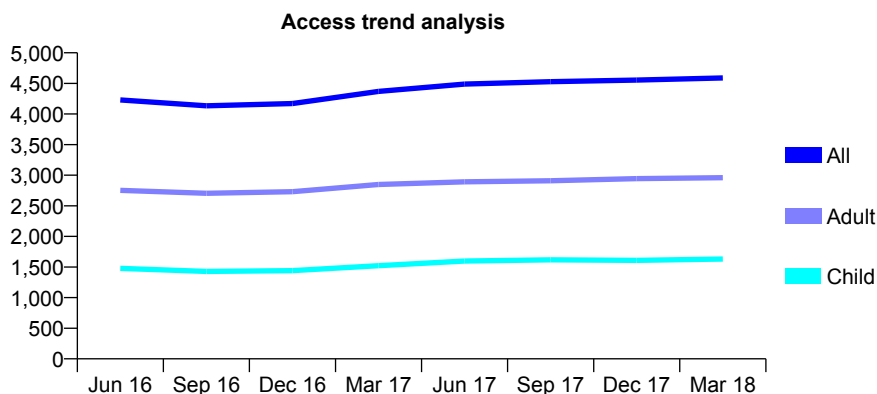
Q58 - Vital Signs At a Glance Contract Report for 753688/0001 - March 2018

Name or company name	MR B KOTECHA
Contract type name	GDS Contract
Purpose of contract	General
Contract start date	01/04/2006
Contract end date	

17/18 Contracted general activity (UDA)	13,220
Carry forward general activity (UDA)	-47
17/18 Contracted orthodontic activity (UOA)	0
Carry forward orthodontic activity (UOA)	0
Baseline contract value	£333,873.42

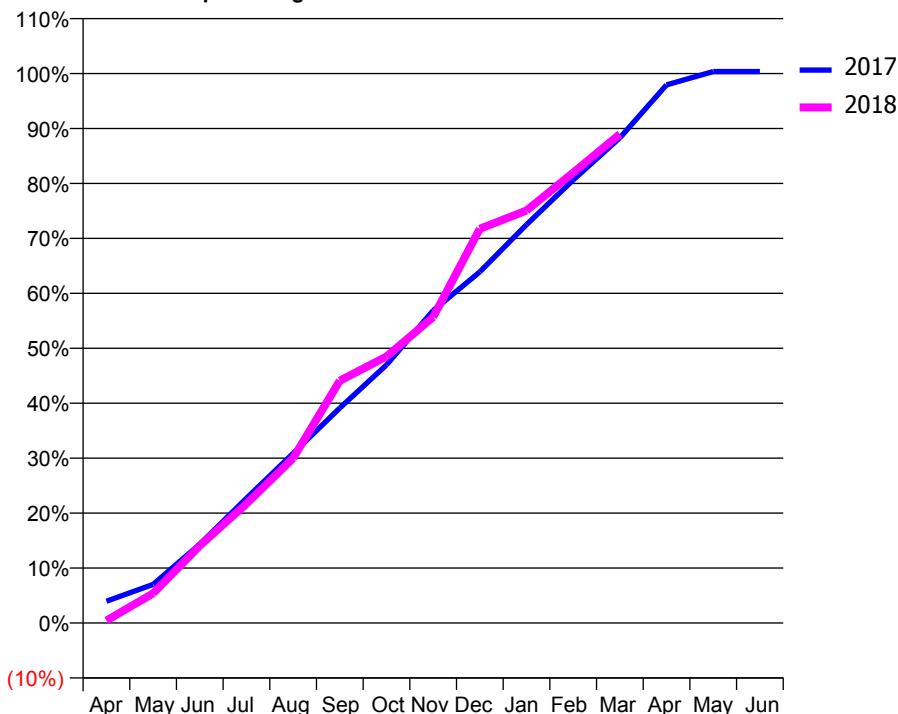
ACCESS*

Patients seen in 24 months	Total	Change since previous quarter
Quarter ending March 2017	4,370	
Quarter ending June 2017	4,489	↑
Quarter ending September 2017	4,528	→
Quarter ending December 2017	4,554	→
Quarter ending March 2018	4,589	→
Variance since March 2017	5.0%	↑



ACTIVITY

Cumulative percentage of contracted UDA delivered 2017 & 2018



Month	Adjusted Scheduled Activity (UDA)	
	2017	2018
April	526	59
May	929	715
June	1,897	1,862
July	3,002	2,870
August	4,081	3,968
September	5,174	5,832
October	6,210	6,410
November	7,520	7,362
December	8,447	9,484
January	9,583	9,923
February	10,658	10,836
March	11,673	11,761
April	12,946	
May	13,267	
June	13,267	

QUALITY

	Quantity	Base Number	Contract	AT	Region	England
% of FP17s for the same patient ID Re-attending within 3 months - Children	151	2,543	5.9%	10.9%	11.6%	11.9%
% of FP17s for the same patient ID Re-attending within 3 months - Adults	509	4,383	11.6%	14.7%	15.4%	16.0%
% of FP17s for the same patient ID Re-attending between 3 & 9 months - Children	1,686	2,543	66.3%	57.2%	59.4%	58.3%
% of FP17s for the same patient ID Re-attending between 3 & 9 months - Adults	2,747	4,383	62.7%	48.1%	51.3%	50.3%
% of FP17s for Band 1 Urgent Courses	486	6,118	7.9%	8.7%	8.0%	9.1%
% of FP17s Relating to Free Repair or Replacements	38	6,118	0.6%	0.7%	0.8%	0.8%
% of FP17s Relating to Continuations	21	6,118	0.3%	0.9%	1.0%	1.0%
% of Patients satisfied with the dentistry they have received	4	4	N/A	91.3%	91.7%	91.5%
% of Patients satisfied with the time they had to wait for an appointment	4	4	N/A	86.9%	88.3%	87.9%

* This is based on patients treated on this contract for their most recent course of treatment. Figures in italics indicate the base number of FP17s or Patient Questionnaire responses are less than 100. N/A is shown where the base number of responses is less than 10 during the period. % is calculated as Quantity/Base number*100

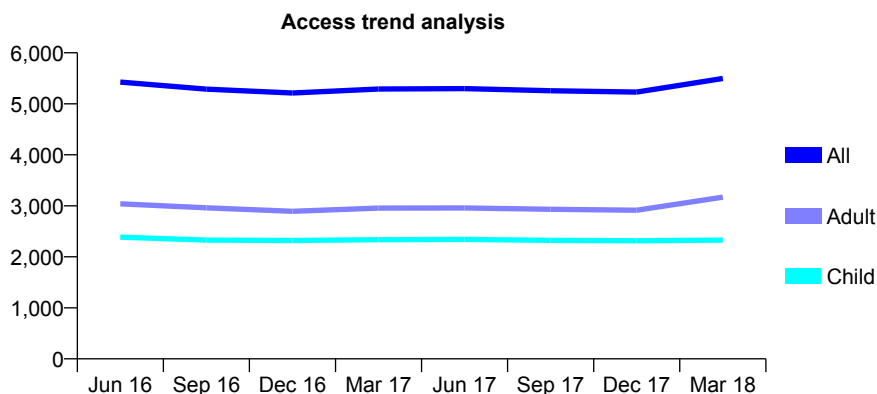
Q58 - Vital Signs At a Glance Contract Report for 755737/0001 - March 2018

Name or company name	MR SK EFSTRATIOU
Contract type name	GDS Contract
Purpose of contract	General
Contract start date	01/04/2006
Contract end date	

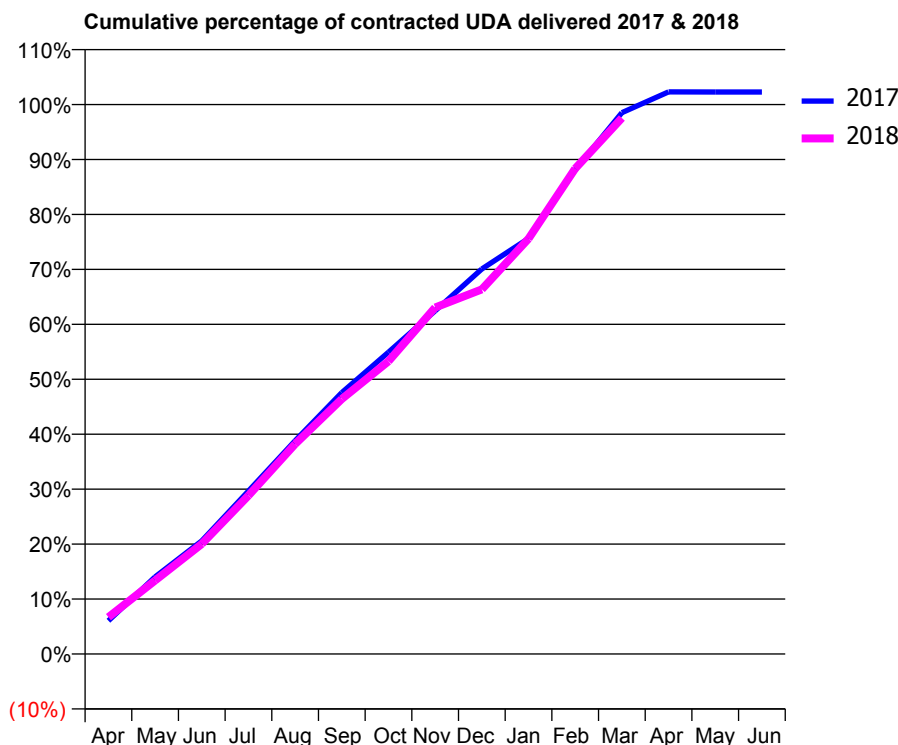
17/18 Contracted general activity (UDA)	11,700
Carry forward general activity (UDA)	-234
17/18 Contracted orthodontic activity (UOA)	0
Carry forward orthodontic activity (UOA)	0
Baseline contract value	£324,485.56

ACCESS*

Patients seen in 24 months	Total	Change since previous quarter
Quarter ending March 2017	5,291	
Quarter ending June 2017	5,298	→
Quarter ending September 2017	5,256	→
Quarter ending December 2017	5,230	→
Quarter ending March 2018	5,496	↑
Variance since March 2017	3.9%	↑



ACTIVITY



Month	Adjusted Scheduled Activity (UDA)	
	2017	2018
April	708	784
May	1,642	1,566
June	2,410	2,345
July	3,472	3,375
August	4,542	4,469
September	5,567	5,430
October	6,426	6,233
November	7,306	7,378
December	8,199	7,763
January	8,848	8,842
February	10,311	10,335
March	11,526	11,412
April	11,967	
May	11,965	
June	11,967	

QUALITY

	Quantity	Base Number	Contract	AT	Region	England
% of FP17s for the same patient ID Re-attending within 3 months - Children	306	3,563	8.6%	10.9%	11.6%	11.9%
% of FP17s for the same patient ID Re-attending within 3 months - Adults	597	3,713	16.1%	14.7%	15.4%	16.0%
% of FP17s for the same patient ID Re-attending between 3 & 9 months - Children	2,107	3,563	59.1%	57.2%	59.4%	58.3%
% of FP17s for the same patient ID Re-attending between 3 & 9 months - Adults	1,548	3,713	41.7%	48.1%	51.3%	50.3%
% of FP17s for Band 1 Urgent Courses	709	6,331	11.2%	8.7%	8.0%	9.1%
% of FP17s Relating to Free Repair or Replacements	17	6,331	0.3%	0.7%	0.8%	0.8%
% of FP17s Relating to Continuations	30	6,331	0.5%	0.9%	1.0%	1.0%
% of Patients satisfied with the dentistry they have received	3	3	N/A	91.3%	91.7%	91.5%
% of Patients satisfied with the time they had to wait for an appointment	3	3	N/A	86.9%	88.3%	87.9%

* This is based on patients treated on this contract for their most recent course of treatment. Figures in italics indicate the base number of FP17s or Patient Questionnaire responses are less than 100. N/A is shown where the base number of responses is less than 10 during the period. % is calculated as Quantity/Base number*100

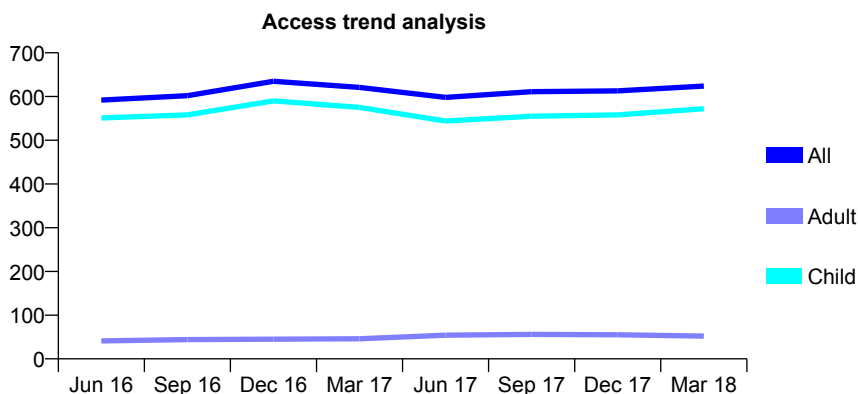
Q58 - Vital Signs At a Glance Contract Report for 762377/0001 - March 2018

Name or company name	MISS AM BROKESHIRE
Contract type name	GDS Contract
Purpose of contract	General
Contract start date	01/04/2006
Contract end date	

17/18 Contracted general activity (UDA)	990
Carry forward general activity (UDA)	-20
17/18 Contracted orthodontic activity (UOA)	0
Carry forward orthodontic activity (UOA)	0
Baseline contract value	£22,724.58

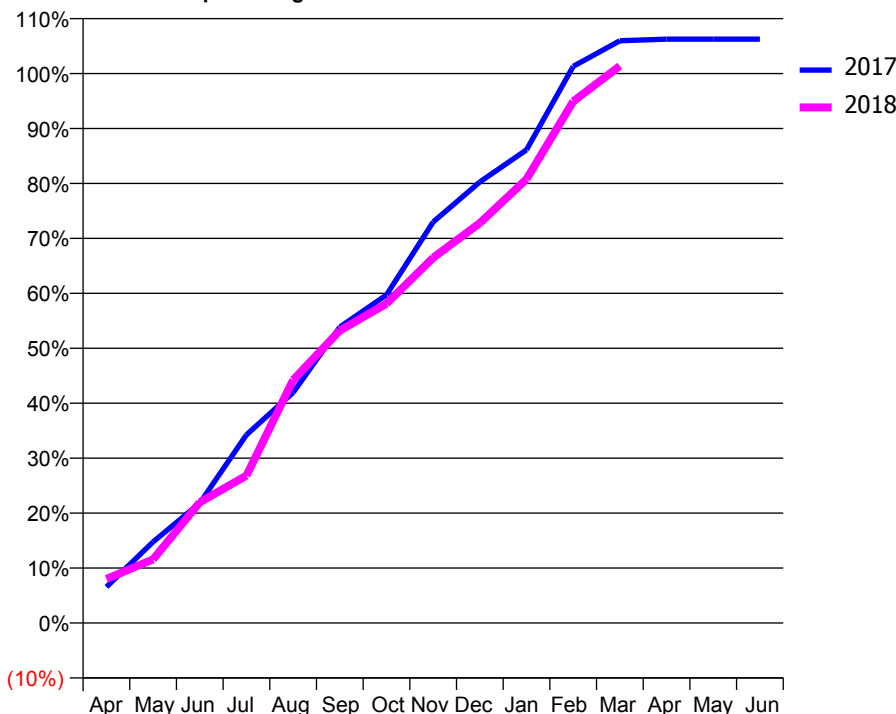
ACCESS*

Patients seen in 24 months	Total	Change since previous quarter
Quarter ending March 2017	621	
Quarter ending June 2017	598	↓
Quarter ending September 2017	611	↑
Quarter ending December 2017	613	→
Quarter ending March 2018	624	→
Variance since March 2017	0.5%	→



ACTIVITY

Cumulative percentage of contracted UDA delivered 2017 & 2018



Month	Adjusted Scheduled Activity (UDA)	
	2017	2018
April	65	79
May	146	115
June	216	218
July	339	266
August	415	438
September	533	527
October	591	575
November	723	658
December	795	721
January	853	800
February	1,003	940
March	1,049	1,004
April	1,052	
May	1,052	
June	1,052	

QUALITY

	Quantity	Base Number	Contract	AT	Region	England
% of FP17s for the same patient ID Re-attending within 3 months - Children	27	770	3.5%	10.9%	11.6%	11.9%
% of FP17s for the same patient ID Re-attending within 3 months - Adults	0	0	N/A	14.7%	15.4%	16.0%
% of FP17s for the same patient ID Re-attending between 3 & 9 months - Children	405	770	52.6%	57.2%	59.4%	58.3%
% of FP17s for the same patient ID Re-attending between 3 & 9 months - Adults	0	0	N/A	48.1%	51.3%	50.3%
% of FP17s for Band 1 Urgent Courses	8	767	1.0%	8.7%	8.0%	9.1%
% of FP17s Relating to Free Repair or Replacements	0	767	0.0%	0.7%	0.8%	0.8%
% of FP17s Relating to Continuations	3	767	0.4%	0.9%	1.0%	1.0%
% of Patients satisfied with the dentistry they have received	0	0	N/A	91.3%	91.7%	91.5%
% of Patients satisfied with the time they had to wait for an appointment	0	0	N/A	86.9%	88.3%	87.9%

* This is based on patients treated on this contract for their most recent course of treatment. Figures in italics indicate the base number of FP17s or Patient Questionnaire responses are less than 100. N/A is shown where the base number of responses is less than 10 during the period. % is calculated as Quantity/Base number*100

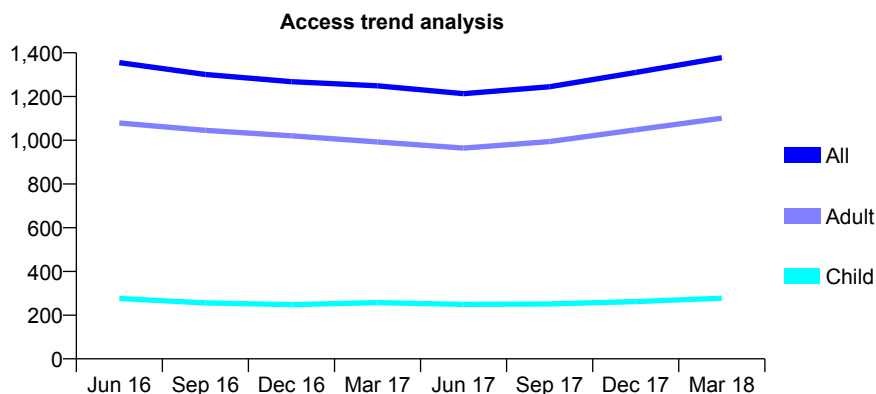
Q58 - Vital Signs At a Glance Contract Report for 763306/0001 - March 2018

Name or company name	Mr KR Kalhor-Sadighi & Dr Karan Patel
Contract type name	GDS Contract
Purpose of contract	General
Contract start date	01/04/2006
Contract end date	

17/18 Contracted general activity (UDA)	9,850
Carry forward general activity (UDA)	-89
17/18 Contracted orthodontic activity (UOA)	0
Carry forward orthodontic activity (UOA)	0
Baseline contract value	£240,640.70

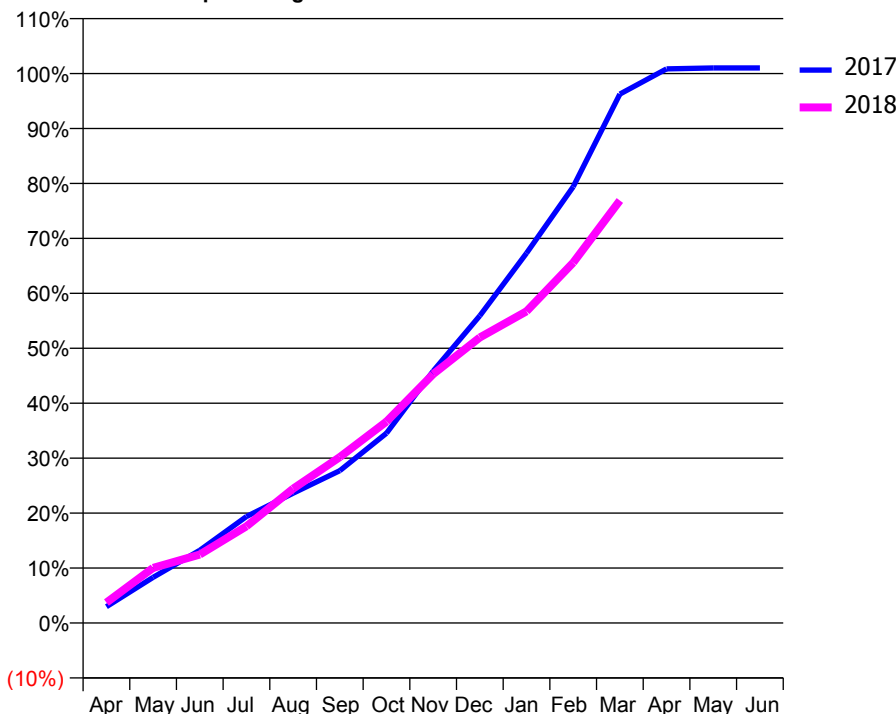
ACCESS*

Patients seen in 24 months	Total	Change since previous quarter
Quarter ending March 2017	1,249	
Quarter ending June 2017	1,213	↓
Quarter ending September 2017	1,245	↑
Quarter ending December 2017	1,310	↑
Quarter ending March 2018	1,378	↑
Variance since March 2017	10.3%	↑



ACTIVITY

Cumulative percentage of contracted UDA delivered 2017 & 2018



Adjusted Scheduled Activity (UDA)

Month	2017	2018
April	264	368
May	735	989
June	1,172	1,227
July	1,714	1,734
August	2,090	2,408
September	2,453	2,974
October	3,058	3,610
November	4,058	4,461
December	4,950	5,118
January	5,957	5,588
February	7,025	6,459
March	8,518	7,573
April	8,925	
May	8,939	
June	8,939	

QUALITY

	Quantity	Base Number	Contract	AT	Region	England
% of FP17s for the same patient ID Re-attending within 3 months - Children	49	460	10.7%	10.9%	11.6%	11.9%
% of FP17s for the same patient ID Re-attending within 3 months - Adults	333	1,765	18.9%	14.7%	15.4%	16.0%
% of FP17s for the same patient ID Re-attending between 3 & 9 months - Children	227	460	49.3%	57.2%	59.4%	58.3%
% of FP17s for the same patient ID Re-attending between 3 & 9 months - Adults	877	1,765	49.7%	48.1%	51.3%	50.3%
% of FP17s for Band 1 Urgent Courses	206	2,153	9.6%	8.7%	8.0%	9.1%
% of FP17s Relating to Free Repair or Replacements	13	2,153	0.6%	0.7%	0.8%	0.8%
% of FP17s Relating to Continuations	32	2,153	1.5%	0.9%	1.0%	1.0%
% of Patients satisfied with the dentistry they have received	4	4	N/A	91.3%	91.7%	91.5%
% of Patients satisfied with the time they had to wait for an appointment	4	4	N/A	86.9%	88.3%	87.9%

* This is based on patients treated on this contract for their most recent course of treatment. Figures in italics indicate the base number of FP17s or Patient Questionnaire responses are less than 100. N/A is shown where the base number of responses is less than 10 during the period. % is calculated as Quantity/Base number*100

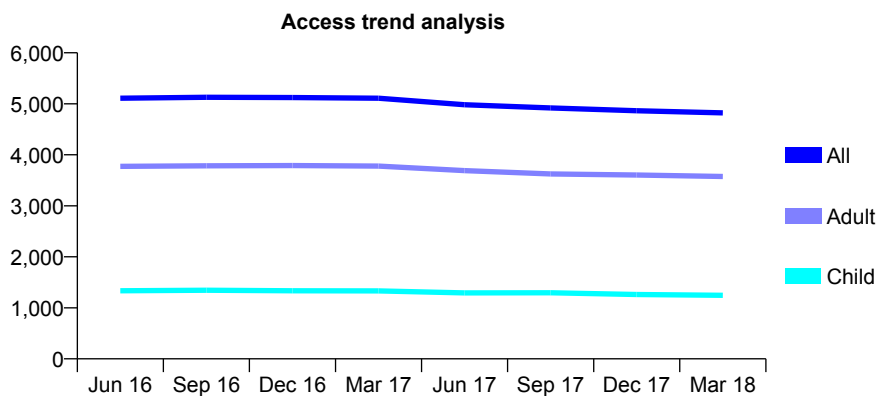
Q58 - Vital Signs At a Glance Contract Report for 764280/0001 - March 2018

Name or company name	MRS AO IYALLA
Contract type name	GDS Contract
Purpose of contract	General
Contract start date	01/04/2006
Contract end date	

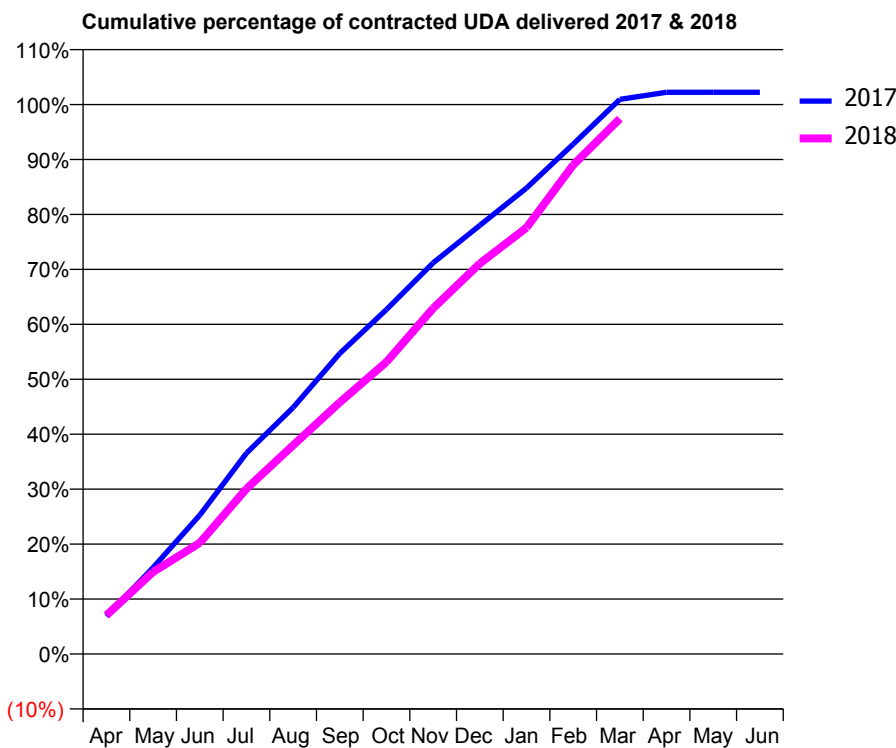
17/18 Contracted general activity (UDA)	15,337
Carry forward general activity (UDA)	-307
17/18 Contracted orthodontic activity (UOA)	0
Carry forward orthodontic activity (UOA)	0
Baseline contract value	£391,782.23

ACCESS*

Patients seen in 24 months	Total	Change since previous quarter
Quarter ending March 2017	5,110	
Quarter ending June 2017	4,983	↓
Quarter ending September 2017	4,919	↓
Quarter ending December 2017	4,864	↓
Quarter ending March 2018	4,821	→
Variance since March 2017	(5.7%)	↓



ACTIVITY



Month	Adjusted Scheduled Activity (UDA)	
	2017	2018
April	1,050	1,083
May	2,413	2,291
June	3,876	3,102
July	5,607	4,614
August	6,880	5,827
September	8,390	7,024
October	9,614	8,151
November	10,919	9,649
December	11,965	10,899
January	13,006	11,899
February	14,229	13,649
March	15,481	14,940
April	15,678	
May	15,679	
June	15,679	

QUALITY

	Quantity	Base Number	Contract	AT	Region	England
% of FP17s for the same patient ID Re-attending within 3 months - Children	70	1,557	4.5%	10.9%	11.6%	11.9%
% of FP17s for the same patient ID Re-attending within 3 months - Adults	372	3,811	9.8%	14.7%	15.4%	16.0%
% of FP17s for the same patient ID Re-attending between 3 & 9 months - Children	856	1,557	55.0%	57.2%	59.4%	58.3%
% of FP17s for the same patient ID Re-attending between 3 & 9 months - Adults	1,711	3,811	44.9%	48.1%	51.3%	50.3%
% of FP17s for Band 1 Urgent Courses	535	5,299	10.1%	8.7%	8.0%	9.1%
% of FP17s Relating to Free Repair or Replacements	38	5,299	0.7%	0.7%	0.8%	0.8%
% of FP17s Relating to Continuations	4	5,299	0.1%	0.9%	1.0%	1.0%
% of Patients satisfied with the dentistry they have received	4	4	N/A	91.3%	91.7%	91.5%
% of Patients satisfied with the time they had to wait for an appointment	3	4	N/A	86.9%	88.3%	87.9%

* This is based on patients treated on this contract for their most recent course of treatment. Figures in italics indicate the base number of FP17s or Patient Questionnaire responses are less than 100. N/A is shown where the base number of responses is less than 10 during the period. % is calculated as Quantity/Base number*100

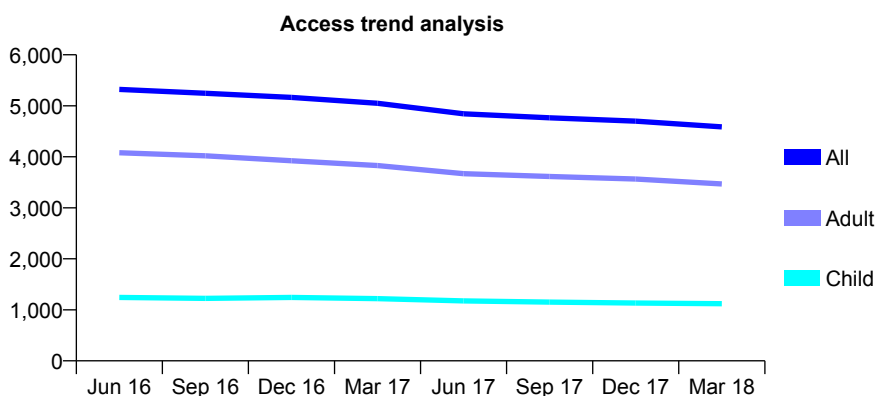
Q58 - Vital Signs At a Glance Contract Report for 764779/0001 - March 2018

Name or company name	MR PD LITCHFIELD
Contract type name	GDS Contract
Purpose of contract	General
Contract start date	01/04/2006
Contract end date	

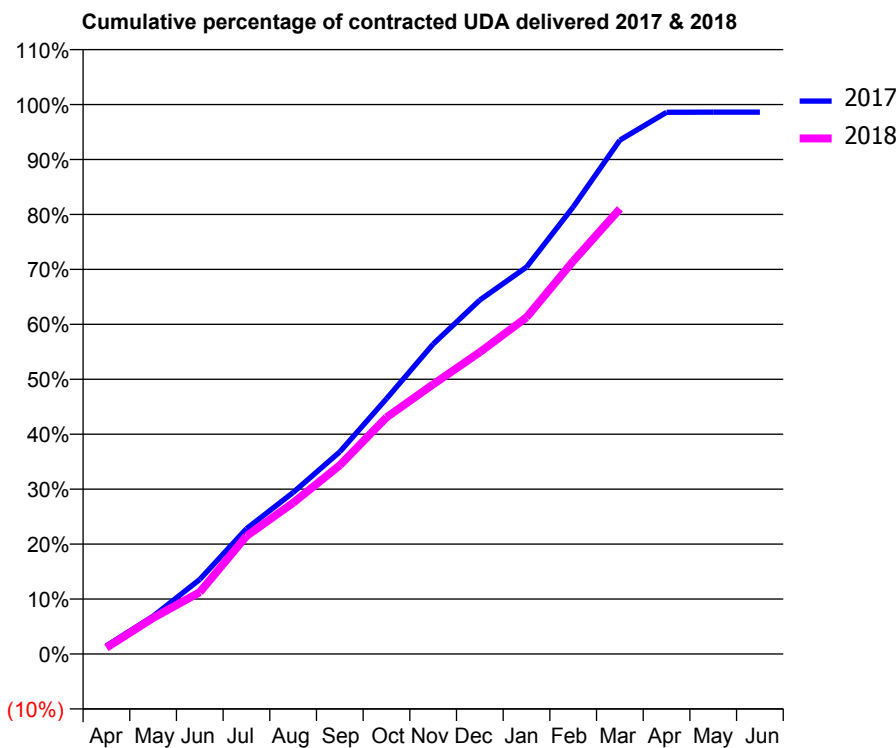
17/18 Contracted general activity (UDA)	13,776
Carry forward general activity (UDA)	187
17/18 Contracted orthodontic activity (UOA)	0
Carry forward orthodontic activity (UOA)	0
Baseline contract value	£356,115.53

ACCESS*

Patients seen in 24 months	Total	Change since previous quarter
Quarter ending March 2017	5,049	
Quarter ending June 2017	4,843	↓
Quarter ending September 2017	4,766	↓
Quarter ending December 2017	4,699	↓
Quarter ending March 2018	4,588	↓
Variance since March 2017	(9.1%)	↓



ACTIVITY



Month	Adjusted Scheduled Activity (UDA)	
	2017	2018
April	205	159
May	946	905
June	1,870	1,548
July	3,140	2,956
August	4,049	3,791
September	5,069	4,731
October	6,400	5,931
November	7,769	6,763
December	8,876	7,566
January	9,701	8,440
February	11,209	9,852
March	12,881	11,159
April	13,581	
May	13,584	
June	13,584	

QUALITY

	Quantity	Base Number	Contract	AT	Region	England
% of FP17s for the same patient ID Re-attending within 3 months - Children	73	1,014	7.2%	10.9%	11.6%	11.9%
% of FP17s for the same patient ID Re-attending within 3 months - Adults	754	3,661	20.6%	14.7%	15.4%	16.0%
% of FP17s for the same patient ID Re-attending between 3 & 9 months - Children	278	1,014	27.4%	57.2%	59.4%	58.3%
% of FP17s for the same patient ID Re-attending between 3 & 9 months - Adults	1,064	3,661	29.1%	48.1%	51.3%	50.3%
% of FP17s for Band 1 Urgent Courses	828	4,415	18.8%	8.7%	8.0%	9.1%
% of FP17s Relating to Free Repair or Replacements	81	4,415	1.8%	0.7%	0.8%	0.8%
% of FP17s Relating to Continuations	107	4,415	2.4%	0.9%	1.0%	1.0%
% of Patients satisfied with the dentistry they have received	2	2	N/A	91.3%	91.7%	91.5%
% of Patients satisfied with the time they had to wait for an appointment	2	2	N/A	86.9%	88.3%	87.9%

* This is based on patients treated on this contract for their most recent course of treatment. Figures in italics indicate the base number of FP17s or Patient Questionnaire responses are less than 100. N/A is shown where the base number of responses is less than 10 during the period. % is calculated as Quantity/Base number*100

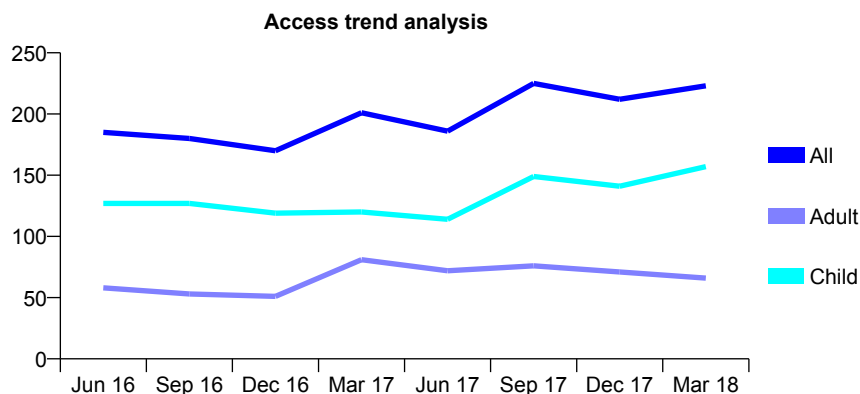
Q58 - Vital Signs At a Glance Contract Report for 765279/0001 - March 2018

Name or company name	Tilehouse Dental Clinic
Contract type name	GDS Contract
Purpose of contract	General
Contract start date	01/04/2007
Contract end date	

17/18 Contracted general activity (UDA)	275
Carry forward general activity (UDA)	9
17/18 Contracted orthodontic activity (UOA)	0
Carry forward orthodontic activity (UOA)	0
Baseline contract value	£6,083.91

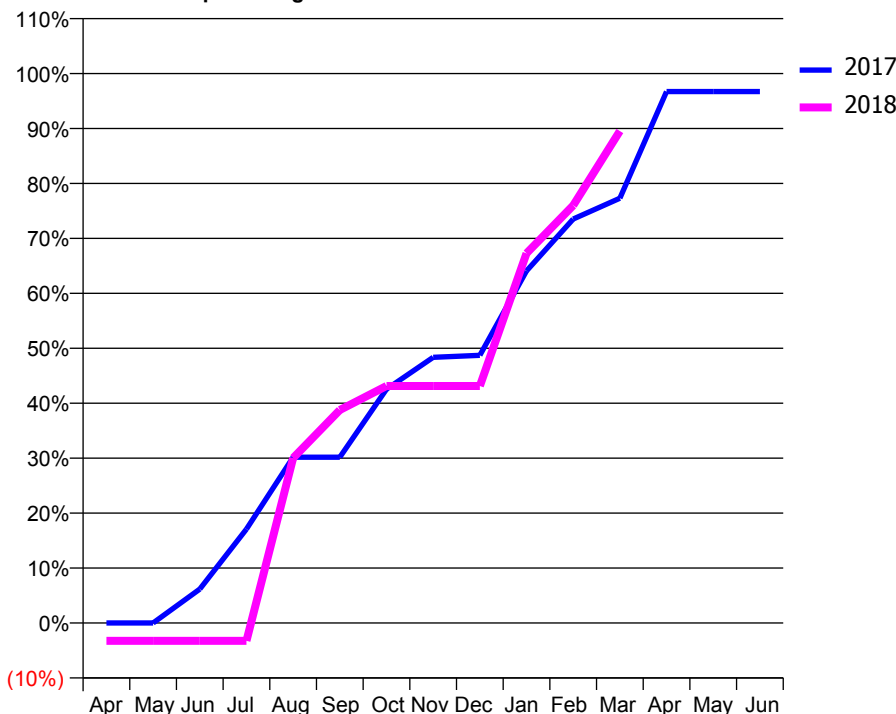
ACCESS*

Patients seen in 24 months	Total	Change since previous quarter
Quarter ending March 2017	201	
Quarter ending June 2017	186	↓
Quarter ending September 2017	225	↑
Quarter ending December 2017	212	↓
Quarter ending March 2018	223	↑
Variance since March 2017	10.9%	↑



ACTIVITY

Cumulative percentage of contracted UDA delivered 2017 & 2018



Adjusted Scheduled Activity (UDA)

Month	2017	2018
April	0	-9
May	0	-9
June	17	-9
July	47	-9
August	83	83
September	83	107
October	117	119
November	133	119
December	134	119
January	176	185
February	202	209
March	213	246
April	266	
May	266	
June	266	

QUALITY

	Quantity	Base Number	Contract	AT	Region	England
% of FP17s for the same patient ID Re-attending within 3 months - Children	21	243	8.6%	10.9%	11.6%	11.9%
% of FP17s for the same patient ID Re-attending within 3 months - Adults	1	48	2.1%	14.7%	15.4%	16.0%
% of FP17s for the same patient ID Re-attending between 3 & 9 months - Children	119	243	49.0%	57.2%	59.4%	58.3%
% of FP17s for the same patient ID Re-attending between 3 & 9 months - Adults	6	48	12.5%	48.1%	51.3%	50.3%
% of FP17s for Band 1 Urgent Courses	6	252	2.4%	8.7%	8.0%	9.1%
% of FP17s Relating to Free Repair or Replacements	0	252	0.0%	0.7%	0.8%	0.8%
% of FP17s Relating to Continuations	0	252	0.0%	0.9%	1.0%	1.0%
% of Patients satisfied with the dentistry they have received	0	0	N/A	91.3%	91.7%	91.5%
% of Patients satisfied with the time they had to wait for an appointment	0	0	N/A	86.9%	88.3%	87.9%

* This is based on patients treated on this contract for their most recent course of treatment. Figures in italics indicate the base number of FP17s or Patient Questionnaire responses are less than 100. N/A is shown where the base number of responses is less than 10 during the period. % is calculated as Quantity/Base number*100

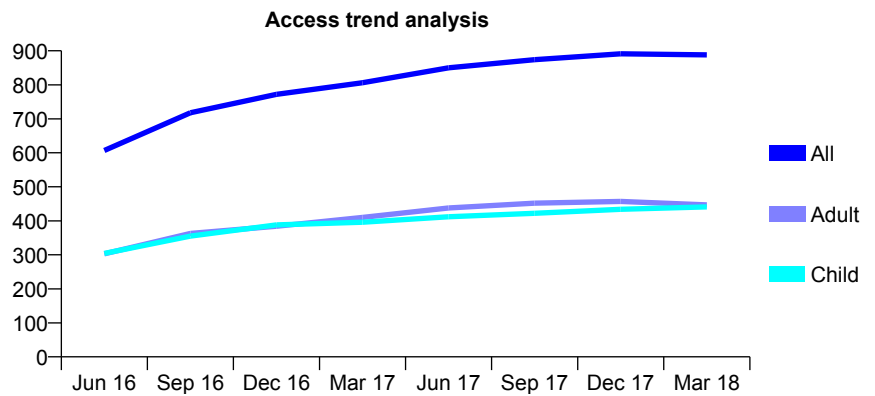
Q58 - Vital Signs At a Glance Contract Report for 765279/0003 - March 2018

Name or company name	MR NS SHAH
Contract type name	GDS Contract
Purpose of contract	General
Contract start date	14/11/2015
Contract end date	

17/18 Contracted general activity (UDA)	2,010
Carry forward general activity (UDA)	-38
17/18 Contracted orthodontic activity (UOA)	0
Carry forward orthodontic activity (UOA)	0
Baseline contract value	£58,700.75

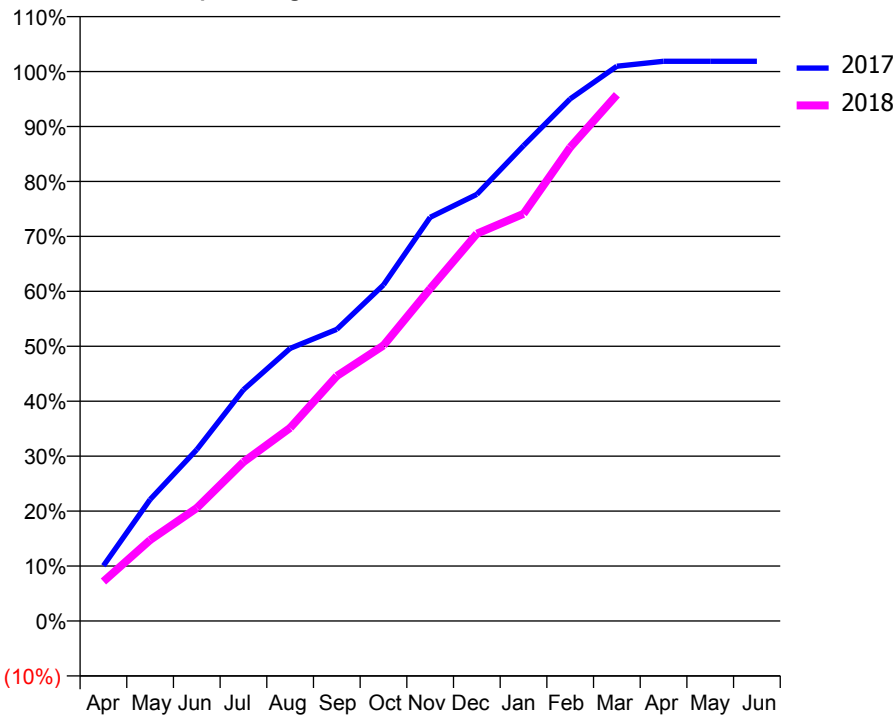
ACCESS*

Patients seen in 24 months	Total	Change since previous quarter
Quarter ending March 2017	806	
Quarter ending June 2017	850	↑
Quarter ending September 2017	874	↑
Quarter ending December 2017	891	→
Quarter ending March 2018	888	→
Variance since March 2017	10.2%	↑



ACTIVITY

Cumulative percentage of contracted UDA delivered 2017 & 2018



Month	Adjusted Scheduled Activity (UDA)	
	2017	2018
April	202	145
May	444	296
June	627	413
July	846	582
August	997	706
September	1,067	896
October	1,229	1,008
November	1,477	1,216
December	1,561	1,417
January	1,739	1,489
February	1,910	1,733
March	2,029	1,925
April	2,047	
May	2,047	
June	2,047	

QUALITY

	Quantity	Base Number	Contract	AT	Region	England
% of FP17s for the same patient ID Re-attending within 3 months - Children	35	616	5.7%	10.9%	11.6%	11.9%
% of FP17s for the same patient ID Re-attending within 3 months - Adults	60	562	10.7%	14.7%	15.4%	16.0%
% of FP17s for the same patient ID Re-attending between 3 & 9 months - Children	337	616	54.7%	57.2%	59.4%	58.3%
% of FP17s for the same patient ID Re-attending between 3 & 9 months - Adults	311	562	55.3%	48.1%	51.3%	50.3%
% of FP17s for Band 1 Urgent Courses	64	1,160	5.5%	8.7%	8.0%	9.1%
% of FP17s Relating to Free Repair or Replacements	0	1,160	0.0%	0.7%	0.8%	0.8%
% of FP17s Relating to Continuations	13	1,160	1.1%	0.9%	1.0%	1.0%
% of Patients satisfied with the dentistry they have received	0	0	N/A	91.3%	91.7%	91.5%
% of Patients satisfied with the time they had to wait for an appointment	0	0	N/A	86.9%	88.3%	87.9%

* This is based on patients treated on this contract for their most recent course of treatment. Figures in italics indicate the base number of FP17s or Patient Questionnaire responses are less than 100. N/A is shown where the base number of responses is less than 10 during the period. % is calculated as Quantity/Base number*100

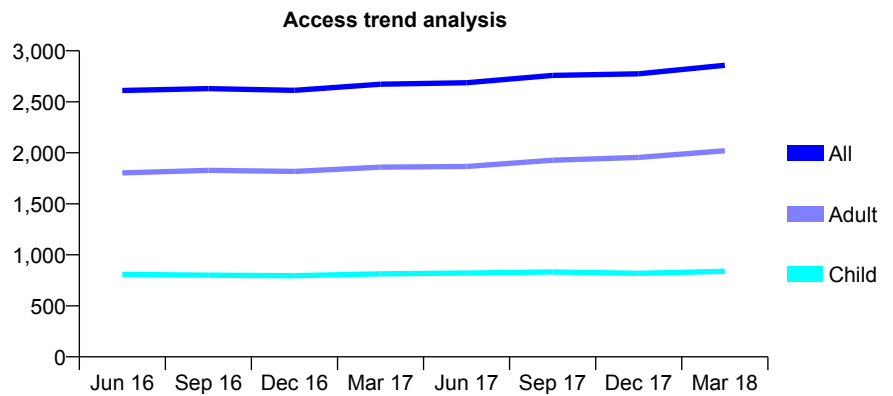
Q58 - Vital Signs At a Glance Contract Report for 767190/0001 - March 2018

Name or company name	MR S BHOGAITA
Contract type name	GDS Contract
Purpose of contract	General
Contract start date	01/04/2006
Contract end date	

17/18 Contracted general activity (UDA)	8,100
Carry forward general activity (UDA)	-53
17/18 Contracted orthodontic activity (UOA)	0
Carry forward orthodontic activity (UOA)	0
Baseline contract value	£214,632.93

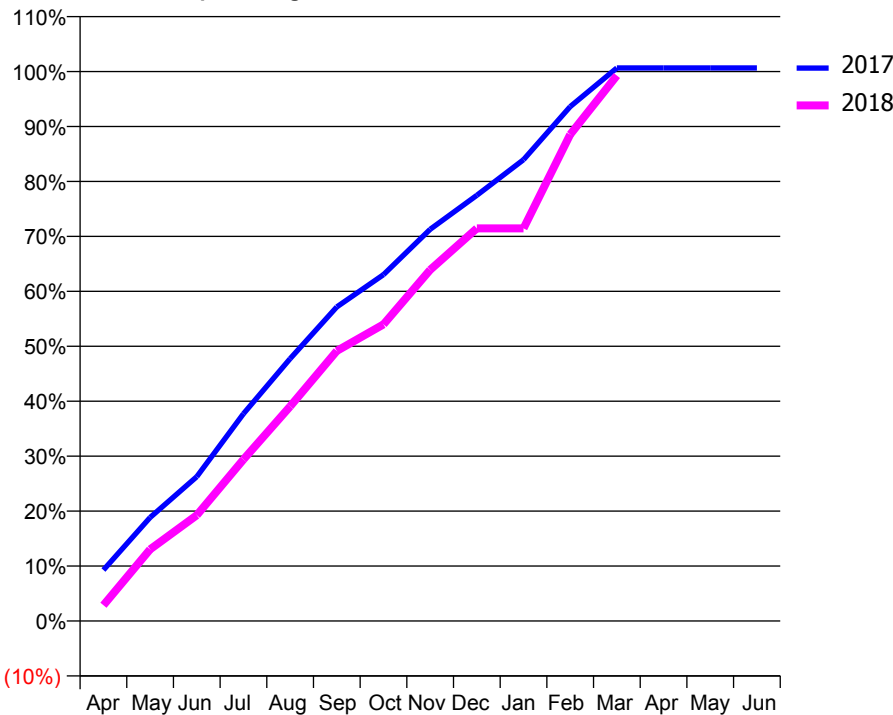
ACCESS*

Patients seen in 24 months	Total	Change since previous quarter
Quarter ending March 2017	2,673	
Quarter ending June 2017	2,687	→
Quarter ending September 2017	2,759	↑
Quarter ending December 2017	2,774	→
Quarter ending March 2018	2,858	↑
Variance since March 2017	6.9%	↑



ACTIVITY

Cumulative percentage of contracted UDA delivered 2017 & 2018



Month	Adjusted Scheduled Activity (UDA)	
	2017	2018
April	752	233
May	1,525	1,056
June	2,129	1,560
July	3,055	2,381
August	3,868	3,164
September	4,630	3,981
October	5,107	4,373
November	5,773	5,177
December	6,274	5,787
January	6,800	5,787
February	7,582	7,171
March	8,153	8,039
April	8,153	
May	8,153	
June	8,153	

QUALITY

	Quantity	Base Number	Contract	AT	Region	England
% of FP17s for the same patient ID Re-attending within 3 months - Children	22	1,329	1.7%	10.9%	11.6%	11.9%
% of FP17s for the same patient ID Re-attending within 3 months - Adults	148	2,498	5.9%	14.7%	15.4%	16.0%
% of FP17s for the same patient ID Re-attending between 3 & 9 months - Children	900	1,329	67.7%	57.2%	59.4%	58.3%
% of FP17s for the same patient ID Re-attending between 3 & 9 months - Adults	1,329	2,498	53.2%	48.1%	51.3%	50.3%
% of FP17s for Band 1 Urgent Courses	77	3,828	2.0%	8.7%	8.0%	9.1%
% of FP17s Relating to Free Repair or Replacements	21	3,828	0.5%	0.7%	0.8%	0.8%
% of FP17s Relating to Continuations	14	3,828	0.4%	0.9%	1.0%	1.0%
% of Patients satisfied with the dentistry they have received	2	2	N/A	91.3%	91.7%	91.5%
% of Patients satisfied with the time they had to wait for an appointment	2	2	N/A	86.9%	88.3%	87.9%

* This is based on patients treated on this contract for their most recent course of treatment. Figures in italics indicate the base number of FP17s or Patient Questionnaire responses are less than 100. N/A is shown where the base number of responses is less than 10 during the period. % is calculated as Quantity/Base number*100

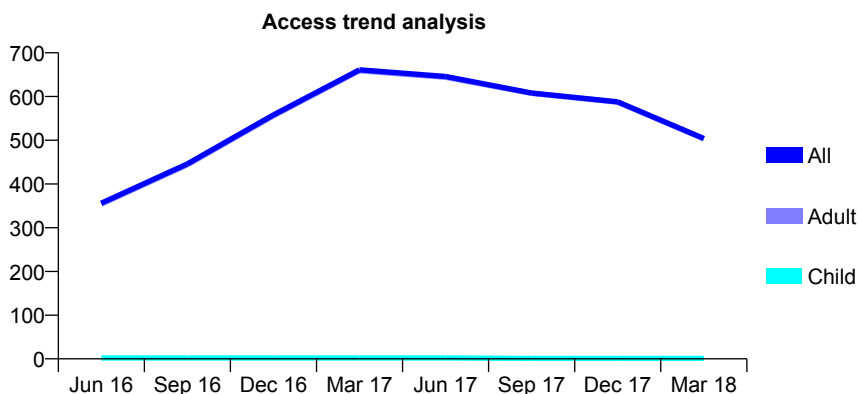
Q58 - Vital Signs At a Glance Contract Report for 767190/0002 - March 2018

Name or company name	MR S BHOGAITA
Contract type name	PDS Contract
Purpose of contract	General
Contract start date	01/11/2006
Contract end date	31/03/2018

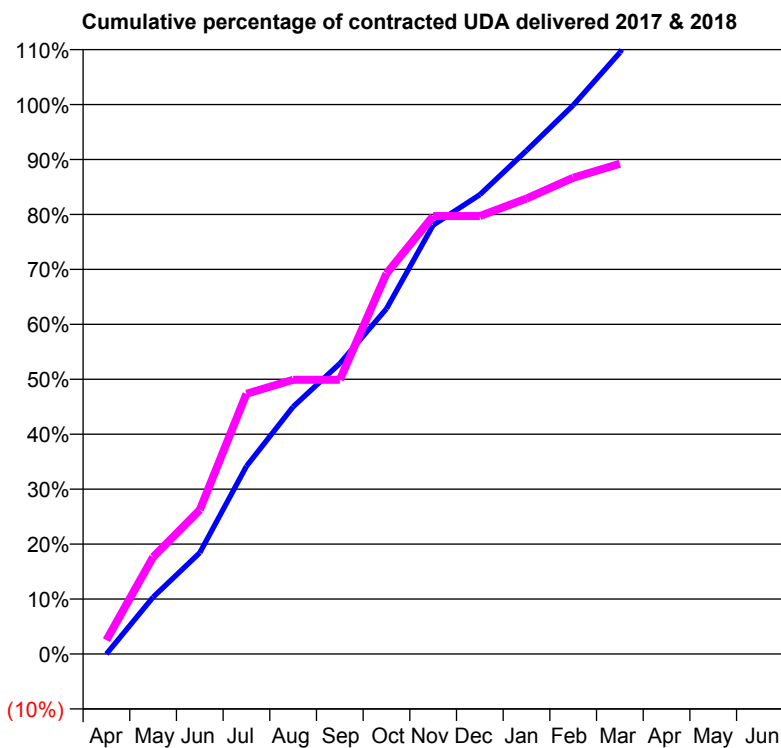
17/18 Contracted general activity (UDA)	946
Carry forward general activity (UDA)	0
17/18 Contracted orthodontic activity (UOA)	0
Carry forward orthodontic activity (UOA)	0
Baseline contract value	£114,222.20

ACCESS*

Patients seen in 24 months	Total	Change since previous quarter
Quarter ending March 2017	661	
Quarter ending June 2017	646	↓
Quarter ending September 2017	608	↓
Quarter ending December 2017	588	↓
Quarter ending March 2018	504	↓
Variance since March 2017	(23.8%)	↓



ACTIVITY



Month	Adjusted Scheduled Activity (UDA)	
	2017	2018
April	0	24
May	174	167
June	310	248
July	575	448
August	757	472
September	889	472
October	1,057	655
November	1,313	754
December	1,406	754
January	1,541	784
February	1,680	820
March	1,841	844
April	2,077	
May	2,077	
June	2,077	

QUALITY

	Quantity	Base Number	Contract	AT	Region	England
% of FP17s for the same patient ID Re-attending within 3 months - Children	0	4	0.0%	10.9%	11.6%	11.9%
% of FP17s for the same patient ID Re-attending within 3 months - Adults	3	412	0.7%	14.7%	15.4%	16.0%
% of FP17s for the same patient ID Re-attending between 3 & 9 months - Children	0	4	0.0%	57.2%	59.4%	58.3%
% of FP17s for the same patient ID Re-attending between 3 & 9 months - Adults	4	412	1.0%	48.1%	51.3%	50.3%
% of FP17s for Band 1 Urgent Courses	0	317	0.0%	8.7%	8.0%	9.1%
% of FP17s Relating to Free Repair or Replacements	0	317	0.0%	0.7%	0.8%	0.8%
% of FP17s Relating to Continuations	0	317	0.0%	0.9%	1.0%	1.0%
% of Patients satisfied with the dentistry they have received	0	0	N/A	91.3%	91.7%	91.5%
% of Patients satisfied with the time they had to wait for an appointment	0	0	N/A	86.9%	88.3%	87.9%

* This is based on patients treated on this contract for their most recent course of treatment. Figures in italics indicate the base number of FP17s or Patient Questionnaire responses are less than 100. N/A is shown where the base number of responses is less than 10 during the period. % is calculated as Quantity/Base number*100

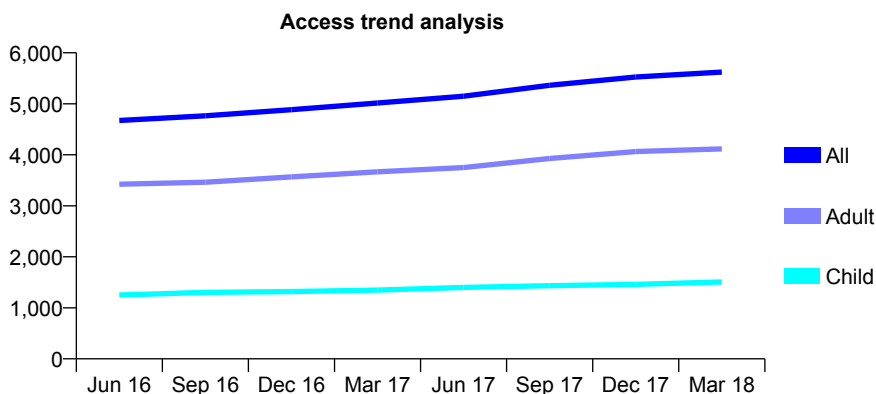
Q58 - Vital Signs At a Glance Contract Report for 767190/0003 - March 2018

Name or company name	MR S BHOGAITA
Contract type name	GDS Contract
Purpose of contract	General
Contract start date	01/10/2009
Contract end date	

17/18 Contracted general activity (UDA)	15,691
Carry forward general activity (UDA)	0
17/18 Contracted orthodontic activity (UOA)	0
Carry forward orthodontic activity (UOA)	0
Baseline contract value	£482,959.24

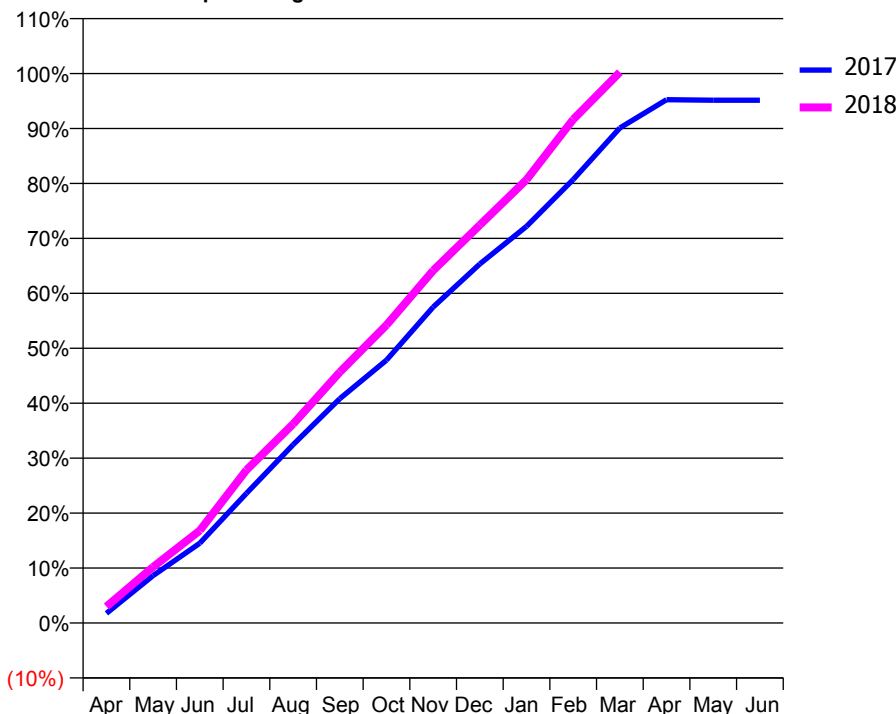
ACCESS*

Patients seen in 24 months	Total	Change since previous quarter
Quarter ending March 2017	5,015	
Quarter ending June 2017	5,150	↑
Quarter ending September 2017	5,364	↑
Quarter ending December 2017	5,525	↑
Quarter ending March 2018	5,623	→
Variance since March 2017	12.1%	↑



ACTIVITY

Cumulative percentage of contracted UDA delivered 2017 & 2018



Adjusted Scheduled Activity (UDA)

Month	2017	2018
April	276	470
May	1,352	1,601
June	2,279	2,640
July	3,702	4,371
August	5,094	5,682
September	6,406	7,163
October	7,508	8,507
November	9,021	10,064
December	10,253	11,364
January	11,325	12,660
February	12,664	14,380
March	14,134	15,726
April	14,943	
May	14,927	
June	14,926	

QUALITY

	Quantity	Base Number	Contract	AT	Region	England
% of FP17s for the same patient ID Re-attending within 3 months - Children	94	2,059	4.6%	10.9%	11.6%	11.9%
% of FP17s for the same patient ID Re-attending within 3 months - Adults	416	4,759	8.7%	14.7%	15.4%	16.0%
% of FP17s for the same patient ID Re-attending between 3 & 9 months - Children	1,037	2,059	50.4%	57.2%	59.4%	58.3%
% of FP17s for the same patient ID Re-attending between 3 & 9 months - Adults	2,038	4,759	42.8%	48.1%	51.3%	50.3%
% of FP17s for Band 1 Urgent Courses	440	6,501	6.8%	8.7%	8.0%	9.1%
% of FP17s Relating to Free Repair or Replacements	40	6,501	0.6%	0.7%	0.8%	0.8%
% of FP17s Relating to Continuations	21	6,501	0.3%	0.9%	1.0%	1.0%
% of Patients satisfied with the dentistry they have received	4	5	N/A	91.3%	91.7%	91.5%
% of Patients satisfied with the time they had to wait for an appointment	4	5	N/A	86.9%	88.3%	87.9%

* This is based on patients treated on this contract for their most recent course of treatment. Figures in italics indicate the base number of FP17s or Patient Questionnaire responses are less than 100. N/A is shown where the base number of responses is less than 10 during the period. % is calculated as Quantity/Base number*100

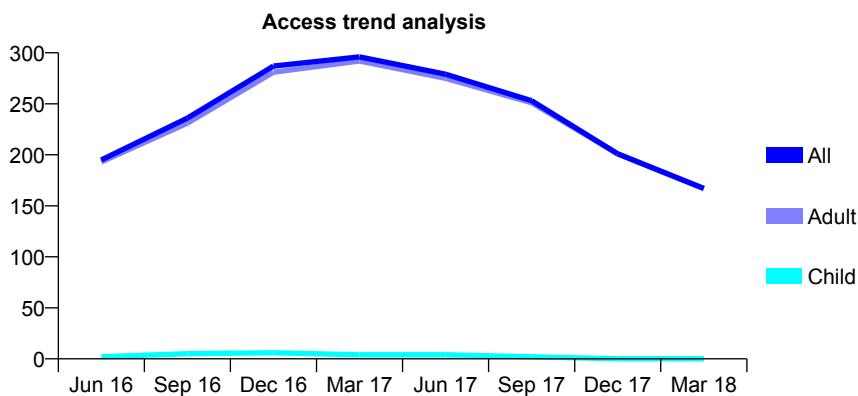
Q58 - Vital Signs At a Glance Contract Report for 767190/0004 - March 2018

Name or company name	MR S BHOGAITA
Contract type name	PDS Contract
Purpose of contract	General
Contract start date	01/11/2006
Contract end date	31/03/2018

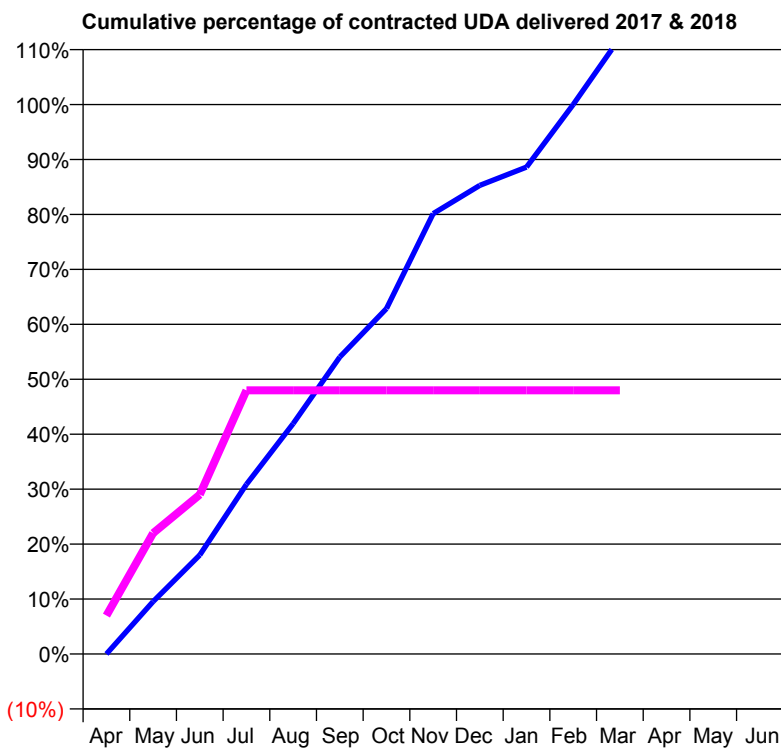
17/18 Contracted general activity (UDA)	300
Carry forward general activity (UDA)	0
17/18 Contracted orthodontic activity (UOA)	0
Carry forward orthodontic activity (UOA)	0
Baseline contract value	£119,373.53

ACCESS*

Patients seen in 24 months	Total	Change since previous quarter
Quarter ending March 2017	296	
Quarter ending June 2017	279	↓
Quarter ending September 2017	253	↓
Quarter ending December 2017	201	↓
Quarter ending March 2018	167	↓
Variance since March 2017	(43.6%)	↓



ACTIVITY



Month	Adjusted Scheduled Activity (UDA)	
	2017	2018
April	0	21
May	78	66
June	147	87
July	252	144
August	342	144
September	441	144
October	513	144
November	654	144
December	696	144
January	723	144
February	816	144
March	915	144
April	978	
May	978	
June	981	

QUALITY

	Quantity	Base Number	Contract	AT	Region	England
% of FP17s for the same patient ID Re-attending within 3 months - Children	0	1	0.0%	10.9%	11.6%	11.9%
% of FP17s for the same patient ID Re-attending within 3 months - Adults	0	69	0.0%	14.7%	15.4%	16.0%
% of FP17s for the same patient ID Re-attending between 3 & 9 months - Children	0	1	0.0%	57.2%	59.4%	58.3%
% of FP17s for the same patient ID Re-attending between 3 & 9 months - Adults	0	69	0.0%	48.1%	51.3%	50.3%
% of FP17s for Band 1 Urgent Courses	0	48	0.0%	8.7%	8.0%	9.1%
% of FP17s Relating to Free Repair or Replacements	0	48	0.0%	0.7%	0.8%	0.8%
% of FP17s Relating to Continuations	0	48	0.0%	0.9%	1.0%	1.0%
% of Patients satisfied with the dentistry they have received	0	0	N/A	91.3%	91.7%	91.5%
% of Patients satisfied with the time they had to wait for an appointment	0	0	N/A	86.9%	88.3%	87.9%

* This is based on patients treated on this contract for their most recent course of treatment. Figures in italics indicate the base number of FP17s or Patient Questionnaire responses are less than 100. N/A is shown where the base number of responses is less than 10 during the period. % is calculated as Quantity/Base number*100

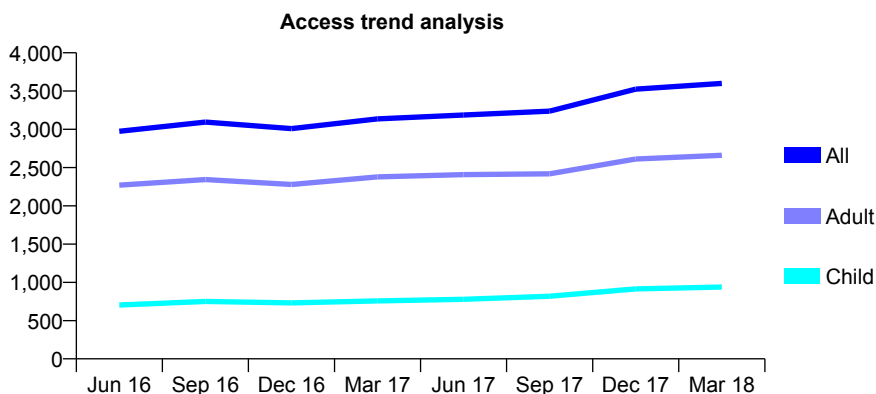
Q58 - Vital Signs At a Glance Contract Report for 768219/0001 - March 2018

Name or company name	MRS N ADL-SOLTANI
Contract type name	GDS Contract
Purpose of contract	General
Contract start date	01/04/2006
Contract end date	

17/18 Contracted general activity (UDA)	8,000
Carry forward general activity (UDA)	0
17/18 Contracted orthodontic activity (UOA)	0
Carry forward orthodontic activity (UOA)	0
Baseline contract value	£238,718.95

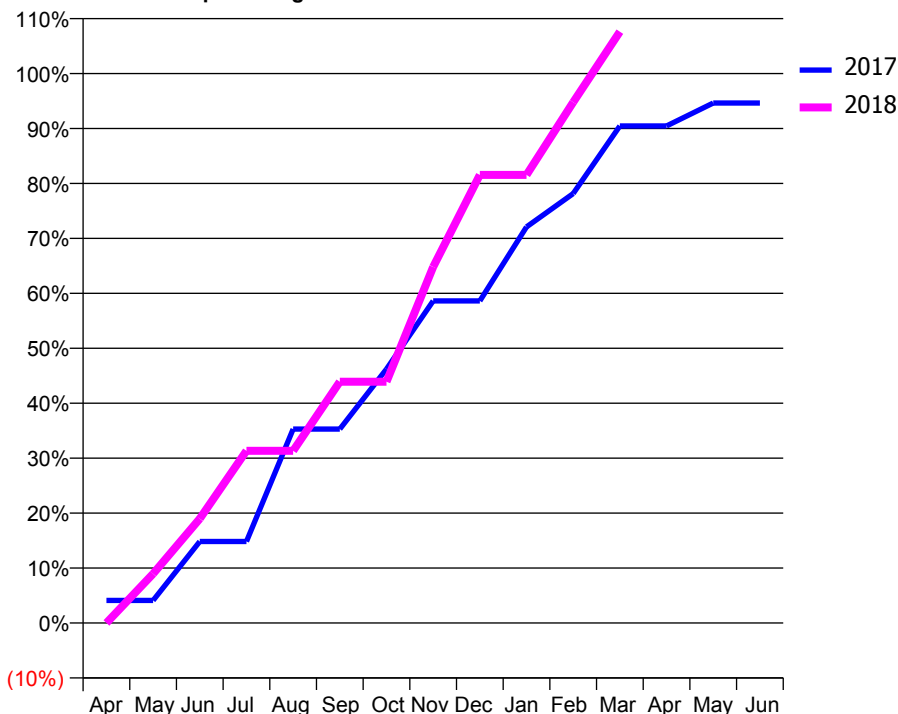
ACCESS*

Patients seen in 24 months	Total	Change since previous quarter
Quarter ending March 2017	3,137	
Quarter ending June 2017	3,187	→
Quarter ending September 2017	3,238	→
Quarter ending December 2017	3,525	↑
Quarter ending March 2018	3,600	↑
Variance since March 2017	14.8%	↑



ACTIVITY

Cumulative percentage of contracted UDA delivered 2017 & 2018



Month	Adjusted Scheduled Activity (UDA)	
	2017	2018
April	329	0
May	329	717
June	1,187	1,518
July	1,187	2,507
August	2,825	2,507
September	2,825	3,513
October	3,697	3,513
November	4,690	5,185
December	4,690	6,524
January	5,767	6,524
February	6,252	7,582
March	7,237	8,609
April	7,237	
May	7,570	
June	7,570	

QUALITY

	Quantity	Base Number	Contract	AT	Region	England
% of FP17s for the same patient ID Re-attending within 3 months - Children	50	1,089	4.6%	10.9%	11.6%	11.9%
% of FP17s for the same patient ID Re-attending within 3 months - Adults	195	2,689	7.3%	14.7%	15.4%	16.0%
% of FP17s for the same patient ID Re-attending between 3 & 9 months - Children	345	1,089	31.7%	57.2%	59.4%	58.3%
% of FP17s for the same patient ID Re-attending between 3 & 9 months - Adults	877	2,689	32.6%	48.1%	51.3%	50.3%
% of FP17s for Band 1 Urgent Courses	232	3,579	6.5%	8.7%	8.0%	9.1%
% of FP17s Relating to Free Repair or Replacements	0	3,579	0.0%	0.7%	0.8%	0.8%
% of FP17s Relating to Continuations	19	3,579	0.5%	0.9%	1.0%	1.0%
% of Patients satisfied with the dentistry they have received	0	0	N/A	91.3%	91.7%	91.5%
% of Patients satisfied with the time they had to wait for an appointment	0	0	N/A	86.9%	88.3%	87.9%

* This is based on patients treated on this contract for their most recent course of treatment. Figures in italics indicate the base number of FP17s or Patient Questionnaire responses are less than 100. N/A is shown where the base number of responses is less than 10 during the period. % is calculated as Quantity/Base number*100

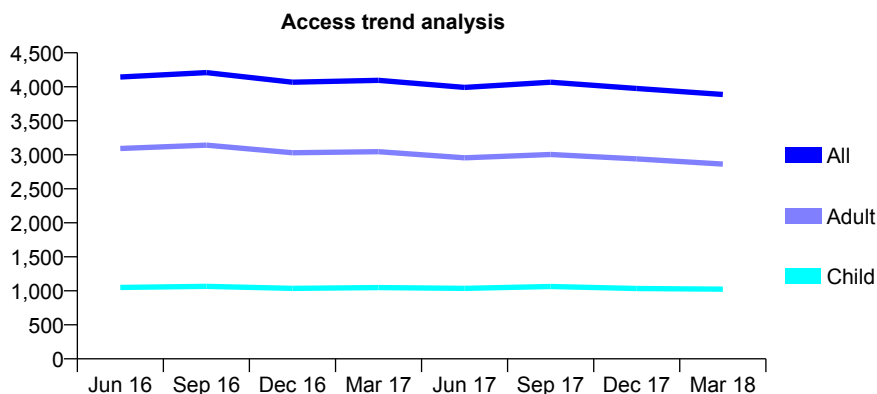
Q58 - Vital Signs At a Glance Contract Report for 768243/0001 - March 2018

Name or company name	MR M VESALI JAFARABADI
Contract type name	GDS Contract
Purpose of contract	General
Contract start date	01/04/2006
Contract end date	

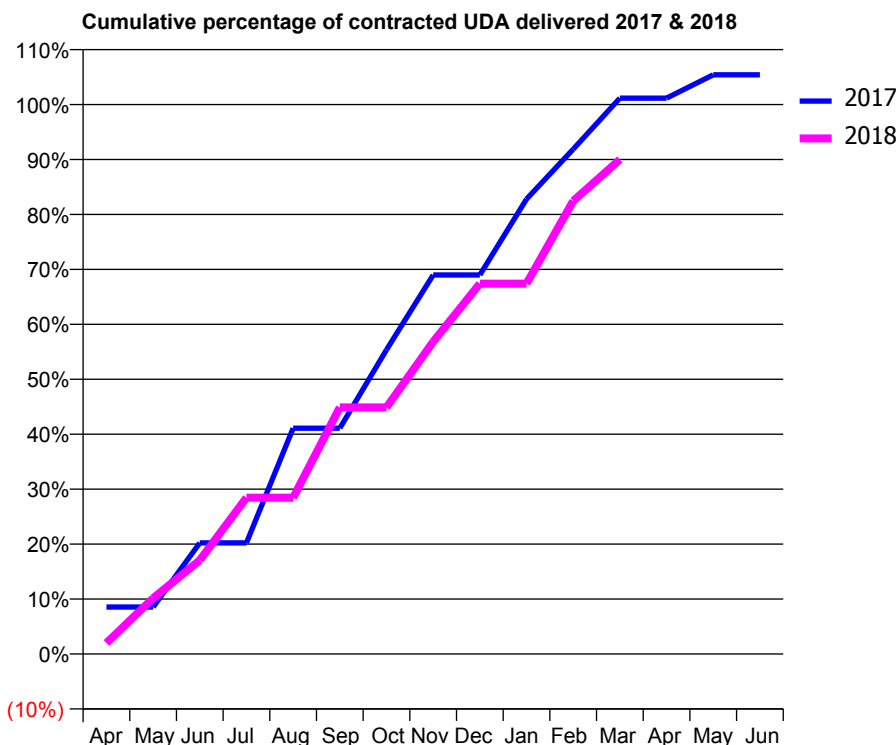
17/18 Contracted general activity (UDA)	8,000
Carry forward general activity (UDA)	-160
17/18 Contracted orthodontic activity (UOA)	0
Carry forward orthodontic activity (UOA)	0
Baseline contract value	£255,519.95

ACCESS*

Patients seen in 24 months	Total	Change since previous quarter
Quarter ending March 2017	4,096	
Quarter ending June 2017	3,991	↓
Quarter ending September 2017	4,067	→
Quarter ending December 2017	3,975	↓
Quarter ending March 2018	3,887	↓
Variance since March 2017	(5.1%)	↓



ACTIVITY



Month	Adjusted Scheduled Activity (UDA)	
	2017	2018
April	685	160
May	685	812
June	1,619	1,366
July	1,619	2,276
August	3,288	2,276
September	3,288	3,591
October	4,430	3,591
November	5,518	4,545
December	5,518	5,393
January	6,622	5,393
February	7,350	6,596
March	8,093	7,199
April	8,093	
May	8,433	
June	8,433	

QUALITY

	Quantity	Base Number	Contract	AT	Region	England
% of FP17s for the same patient ID Re-attending within 3 months - Children	19	1,211	1.6%	10.9%	11.6%	11.9%
% of FP17s for the same patient ID Re-attending within 3 months - Adults	67	2,801	2.4%	14.7%	15.4%	16.0%
% of FP17s for the same patient ID Re-attending between 3 & 9 months - Children	605	1,211	50.0%	57.2%	59.4%	58.3%
% of FP17s for the same patient ID Re-attending between 3 & 9 months - Adults	1,216	2,801	43.4%	48.1%	51.3%	50.3%
% of FP17s for Band 1 Urgent Courses	232	3,789	6.1%	8.7%	8.0%	9.1%
% of FP17s Relating to Free Repair or Replacements	1	3,789	0.0%	0.7%	0.8%	0.8%
% of FP17s Relating to Continuations	4	3,789	0.1%	0.9%	1.0%	1.0%
% of Patients satisfied with the dentistry they have received	1	1	N/A	91.3%	91.7%	91.5%
% of Patients satisfied with the time they had to wait for an appointment	1	1	N/A	86.9%	88.3%	87.9%

* This is based on patients treated on this contract for their most recent course of treatment. Figures in italics indicate the base number of FP17s or Patient Questionnaire responses are less than 100. N/A is shown where the base number of responses is less than 10 during the period. % is calculated as Quantity/Base number*100

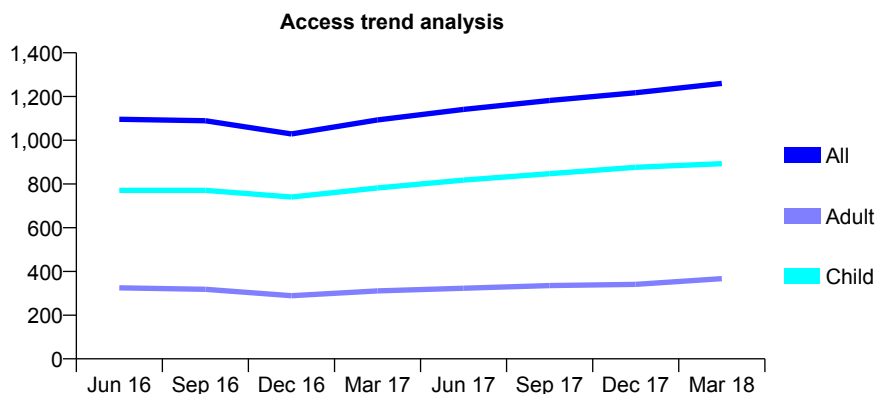
Q58 - Vital Signs At a Glance Contract Report for 770876/0001 - March 2018

Name or company name	MR SP TAILOR
Contract type name	GDS Contract
Purpose of contract	General
Contract start date	04/04/2008
Contract end date	

17/18 Contracted general activity (UDA)	3,400
Carry forward general activity (UDA)	-44
17/18 Contracted orthodontic activity (UOA)	0
Carry forward orthodontic activity (UOA)	0
Baseline contract value	£85,661.02

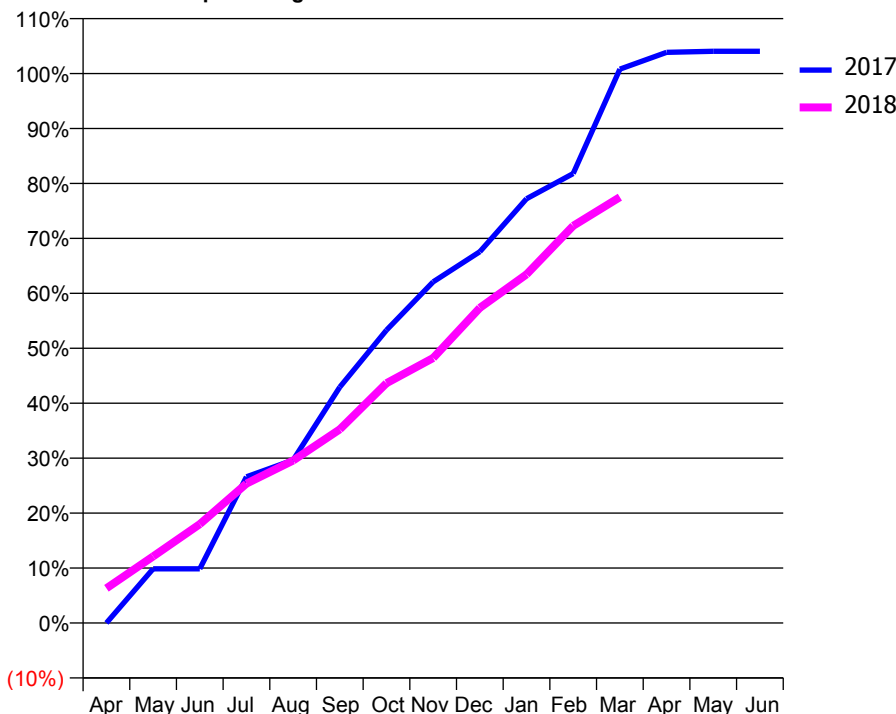
ACCESS*

Patients seen in 24 months	Total	Change since previous quarter
Quarter ending March 2017	1,093	
Quarter ending June 2017	1,141	↑
Quarter ending September 2017	1,182	↑
Quarter ending December 2017	1,217	↑
Quarter ending March 2018	1,260	↑
Variance since March 2017	15.3%	↑



ACTIVITY

Cumulative percentage of contracted UDA delivered 2017 & 2018



Month	Adjusted Scheduled Activity (UDA)	
	2017	2018
April	0	215
May	217	412
June	217	612
July	585	862
August	653	1,006
September	945	1,198
October	1,172	1,484
November	1,366	1,640
December	1,486	1,950
January	1,698	2,157
February	1,800	2,458
March	2,218	2,635
April	2,285	
May	2,289	
June	2,289	

QUALITY

	Quantity	Base Number	Contract	AT	Region	England
% of FP17s for the same patient ID Re-attending within 3 months - Children	65	1,330	4.9%	10.9%	11.6%	11.9%
% of FP17s for the same patient ID Re-attending within 3 months - Adults	38	400	9.5%	14.7%	15.4%	16.0%
% of FP17s for the same patient ID Re-attending between 3 & 9 months - Children	786	1,330	59.1%	57.2%	59.4%	58.3%
% of FP17s for the same patient ID Re-attending between 3 & 9 months - Adults	185	400	46.3%	48.1%	51.3%	50.3%
% of FP17s for Band 1 Urgent Courses	56	1,681	3.3%	8.7%	8.0%	9.1%
% of FP17s Relating to Free Repair or Replacements	1	1,681	0.1%	0.7%	0.8%	0.8%
% of FP17s Relating to Continuations	0	1,681	0.0%	0.9%	1.0%	1.0%
% of Patients satisfied with the dentistry they have received	0	0	N/A	91.3%	91.7%	91.5%
% of Patients satisfied with the time they had to wait for an appointment	0	0	N/A	86.9%	88.3%	87.9%

* This is based on patients treated on this contract for their most recent course of treatment. Figures in italics indicate the base number of FP17s or Patient Questionnaire responses are less than 100. N/A is shown where the base number of responses is less than 10 during the period. % is calculated as Quantity/Base number*100

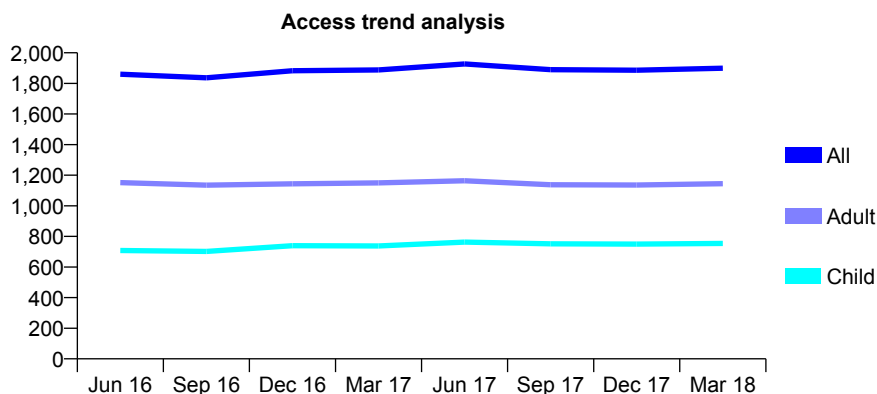
Q58 - Vital Signs At a Glance Contract Report for 771007/0001 - March 2018

Name or company name	MISS SL BENTLEY
Contract type name	GDS Contract
Purpose of contract	General
Contract start date	01/04/2010
Contract end date	

17/18 Contracted general activity (UDA)	4,899
Carry forward general activity (UDA)	-98
17/18 Contracted orthodontic activity (UOA)	0
Carry forward orthodontic activity (UOA)	0
Baseline contract value	£128,727.27

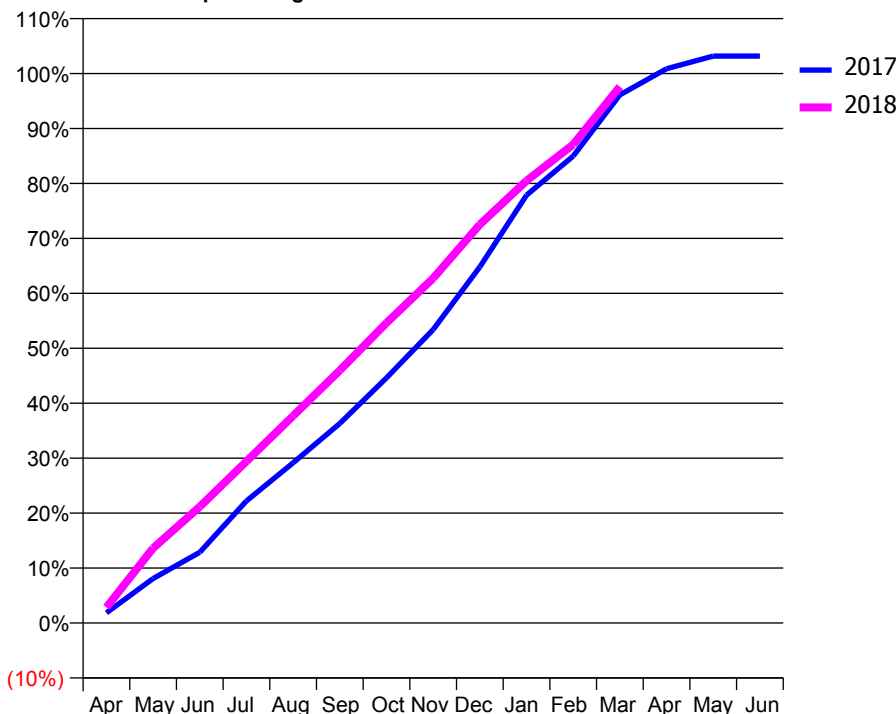
ACCESS*

Patients seen in 24 months	Total	Change since previous quarter
Quarter ending March 2017	1,888	
Quarter ending June 2017	1,927	↑
Quarter ending September 2017	1,890	↓
Quarter ending December 2017	1,886	→
Quarter ending March 2018	1,899	→
Variance since March 2017	0.6%	→



ACTIVITY

Cumulative percentage of contracted UDA delivered 2017 & 2018



Month	Adjusted Scheduled Activity (UDA)	
	2017	2018
April	91	139
May	396	668
June	631	1,037
July	1,089	1,441
August	1,428	1,847
September	1,779	2,253
October	2,185	2,676
November	2,617	3,074
December	3,174	3,553
January	3,814	3,943
February	4,162	4,266
March	4,708	4,782
April	4,942	
May	5,054	
June	5,054	

QUALITY

	Quantity	Base Number	Contract	AT	Region	England
% of FP17s for the same patient ID Re-attending within 3 months - Children	99	1,263	7.8%	10.9%	11.6%	11.9%
% of FP17s for the same patient ID Re-attending within 3 months - Adults	230	1,606	14.3%	14.7%	15.4%	16.0%
% of FP17s for the same patient ID Re-attending between 3 & 9 months - Children	866	1,263	68.6%	57.2%	59.4%	58.3%
% of FP17s for the same patient ID Re-attending between 3 & 9 months - Adults	929	1,606	57.8%	48.1%	51.3%	50.3%
% of FP17s for Band 1 Urgent Courses	116	2,688	4.3%	8.7%	8.0%	9.1%
% of FP17s Relating to Free Repair or Replacements	18	2,688	0.7%	0.7%	0.8%	0.8%
% of FP17s Relating to Continuations	50	2,688	1.9%	0.9%	1.0%	1.0%
% of Patients satisfied with the dentistry they have received	1	1	N/A	91.3%	91.7%	91.5%
% of Patients satisfied with the time they had to wait for an appointment	1	1	N/A	86.9%	88.3%	87.9%

* This is based on patients treated on this contract for their most recent course of treatment. Figures in italics indicate the base number of FP17s or Patient Questionnaire responses are less than 100. N/A is shown where the base number of responses is less than 10 during the period. % is calculated as Quantity/Base number*100

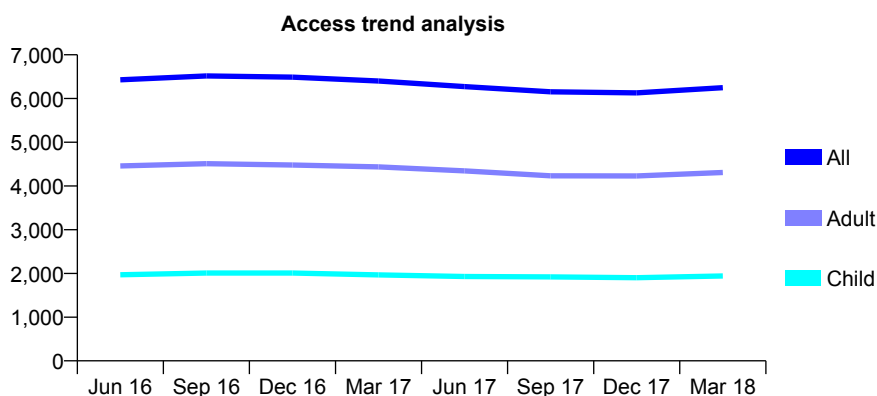
Q58 - Vital Signs At a Glance Contract Report for 772208/0001 - March 2018

Name or company name	MR L GIDARAKOS
Contract type name	GDS Contract
Purpose of contract	General
Contract start date	01/04/2006
Contract end date	

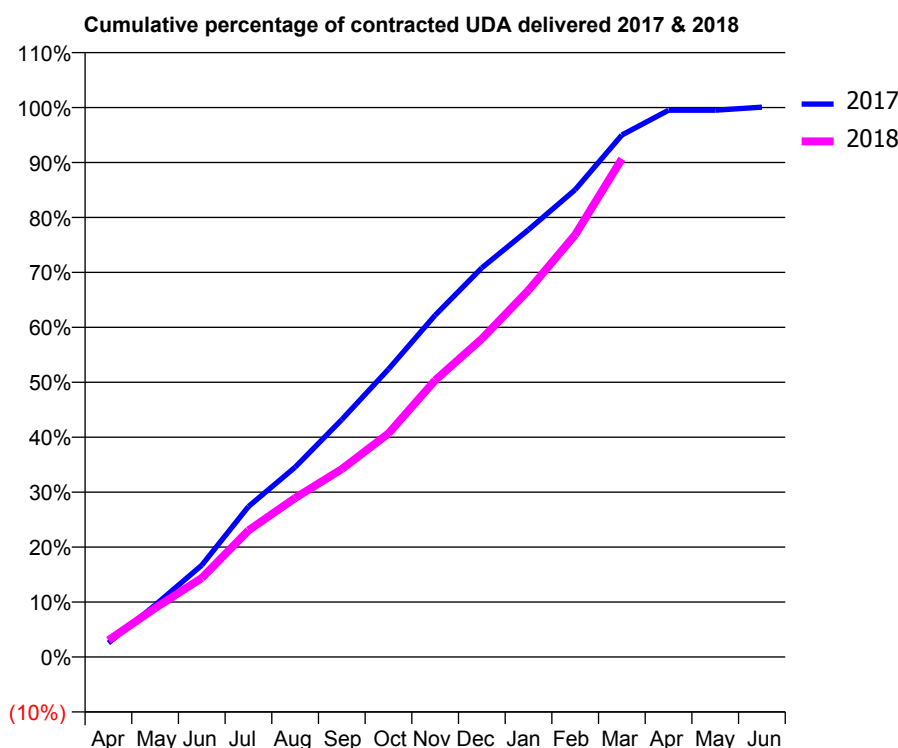
17/18 Contracted general activity (UDA)	14,944
Carry forward general activity (UDA)	-11
17/18 Contracted orthodontic activity (UOA)	0
Carry forward orthodontic activity (UOA)	0
Baseline contract value	£417,636.45

ACCESS*

Patients seen in 24 months	Total	Change since previous quarter
Quarter ending March 2017	6,401	
Quarter ending June 2017	6,274	↓
Quarter ending September 2017	6,153	↓
Quarter ending December 2017	6,130	→
Quarter ending March 2018	6,249	→
Variance since March 2017	(2.4%)	↓



ACTIVITY



Month	Adjusted Scheduled Activity (UDA)	
	2017	2018
April	384	455
May	1,412	1,331
June	2,498	2,150
July	4,094	3,443
August	5,163	4,325
September	6,457	5,110
October	7,827	6,079
November	9,297	7,525
December	10,582	8,656
January	11,620	9,974
February	12,708	11,483
March	14,196	13,548
April	14,870	
May	14,869	
June	14,955	

QUALITY

	Quantity	Base Number	Contract	AT	Region	England
% of FP17s for the same patient ID Re-attending within 3 months - Children	111	2,686	4.1%	10.9%	11.6%	11.9%
% of FP17s for the same patient ID Re-attending within 3 months - Adults	552	5,248	10.5%	14.7%	15.4%	16.0%
% of FP17s for the same patient ID Re-attending between 3 & 9 months - Children	1,595	2,686	59.4%	57.2%	59.4%	58.3%
% of FP17s for the same patient ID Re-attending between 3 & 9 months - Adults	2,422	5,248	46.2%	48.1%	51.3%	50.3%
% of FP17s for Band 1 Urgent Courses	505	7,556	6.7%	8.7%	8.0%	9.1%
% of FP17s Relating to Free Repair or Replacements	68	7,556	0.9%	0.7%	0.8%	0.8%
% of FP17s Relating to Continuations	29	7,556	0.4%	0.9%	1.0%	1.0%
% of Patients satisfied with the dentistry they have received	3	4	N/A	91.3%	91.7%	91.5%
% of Patients satisfied with the time they had to wait for an appointment	3	4	N/A	86.9%	88.3%	87.9%

* This is based on patients treated on this contract for their most recent course of treatment. Figures in italics indicate the base number of FP17s or Patient Questionnaire responses are less than 100. N/A is shown where the base number of responses is less than 10 during the period. % is calculated as Quantity/Base number*100

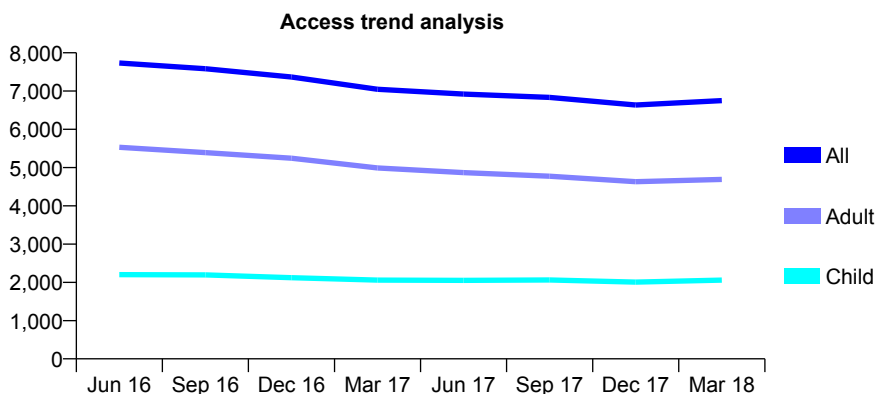
Q58 - Vital Signs At a Glance Contract Report for 780944/0002 - March 2018

Name or company name	MR AA YELLON
Contract type name	GDS Contract
Purpose of contract	General
Contract start date	01/11/2007
Contract end date	

17/18 Contracted general activity (UDA)	28,356
Carry forward general activity (UDA)	-240
17/18 Contracted orthodontic activity (UOA)	0
Carry forward orthodontic activity (UOA)	0
Baseline contract value	£784,091.77

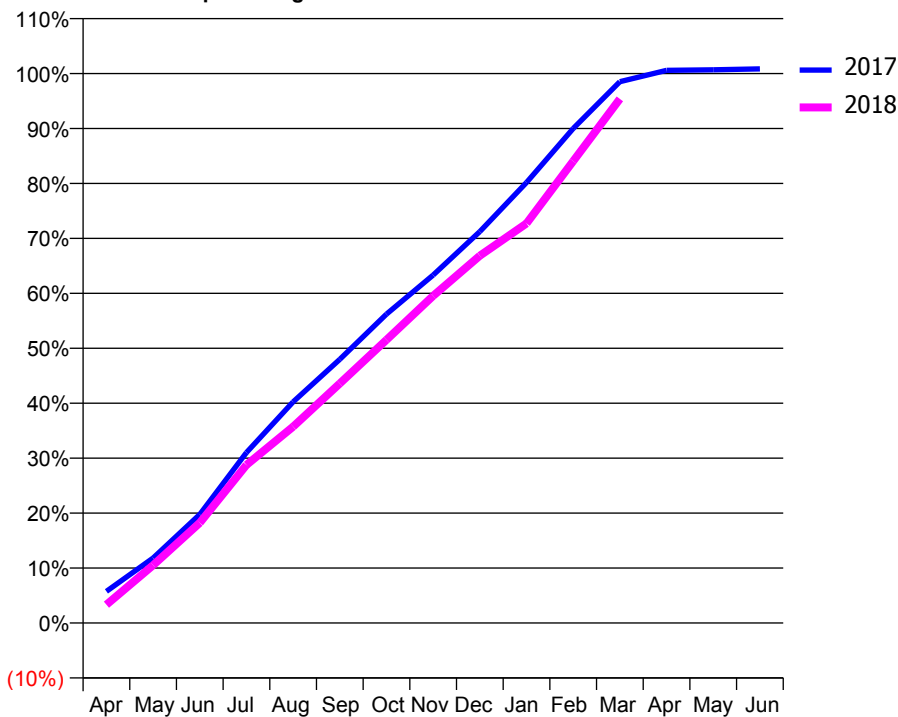
ACCESS*

Patients seen in 24 months	Total	Change since previous quarter
Quarter ending March 2017	7,048	
Quarter ending June 2017	6,922	↓
Quarter ending September 2017	6,834	↓
Quarter ending December 2017	6,637	↓
Quarter ending March 2018	6,751	→
Variance since March 2017	(4.2%)	↓



ACTIVITY

Cumulative percentage of contracted UDA delivered 2017 & 2018



Month	Adjusted Scheduled Activity (UDA)	
	2017	2018
April	1,637	948
May	3,357	2,984
June	5,604	5,168
July	8,799	8,154
August	11,414	10,134
September	13,606	12,363
October	15,938	14,610
November	17,959	16,885
December	20,198	18,957
January	22,734	20,619
February	25,520	23,833
March	27,932	27,049
April	28,522	
May	28,544	
June	28,595	

QUALITY

	Quantity	Base Number	Contract	AT	Region	England
% of FP17s for the same patient ID Re-attending within 3 months - Children	123	2,800	4.4%	10.9%	11.6%	11.9%
% of FP17s for the same patient ID Re-attending within 3 months - Adults	615	6,347	9.7%	14.7%	15.4%	16.0%
% of FP17s for the same patient ID Re-attending between 3 & 9 months - Children	1,494	2,800	53.4%	57.2%	59.4%	58.3%
% of FP17s for the same patient ID Re-attending between 3 & 9 months - Adults	3,577	6,347	56.4%	48.1%	51.3%	50.3%
% of FP17s for Band 1 Urgent Courses	276	8,930	3.1%	8.7%	8.0%	9.1%
% of FP17s Relating to Free Repair or Replacements	90	8,930	1.0%	0.7%	0.8%	0.8%
% of FP17s Relating to Continuations	44	8,930	0.5%	0.9%	1.0%	1.0%
% of Patients satisfied with the dentistry they have received	2	2	N/A	91.3%	91.7%	91.5%
% of Patients satisfied with the time they had to wait for an appointment	2	2	N/A	86.9%	88.3%	87.9%

* This is based on patients treated on this contract for their most recent course of treatment. Figures in italics indicate the base number of FP17s or Patient Questionnaire responses are less than 100. N/A is shown where the base number of responses is less than 10 during the period. % is calculated as Quantity/Base number*100

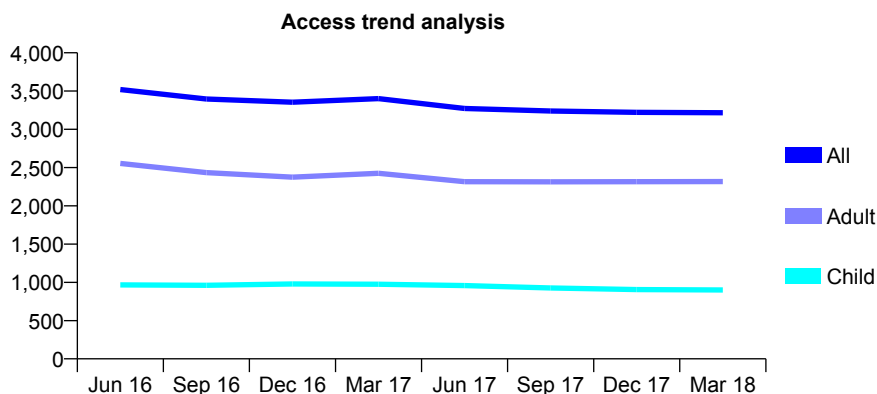
Q58 - Vital Signs At a Glance Contract Report for 781606/0001 - March 2018

Name or company name	MISS PP PATEL
Contract type name	GDS Contract
Purpose of contract	General
Contract start date	01/05/2011
Contract end date	

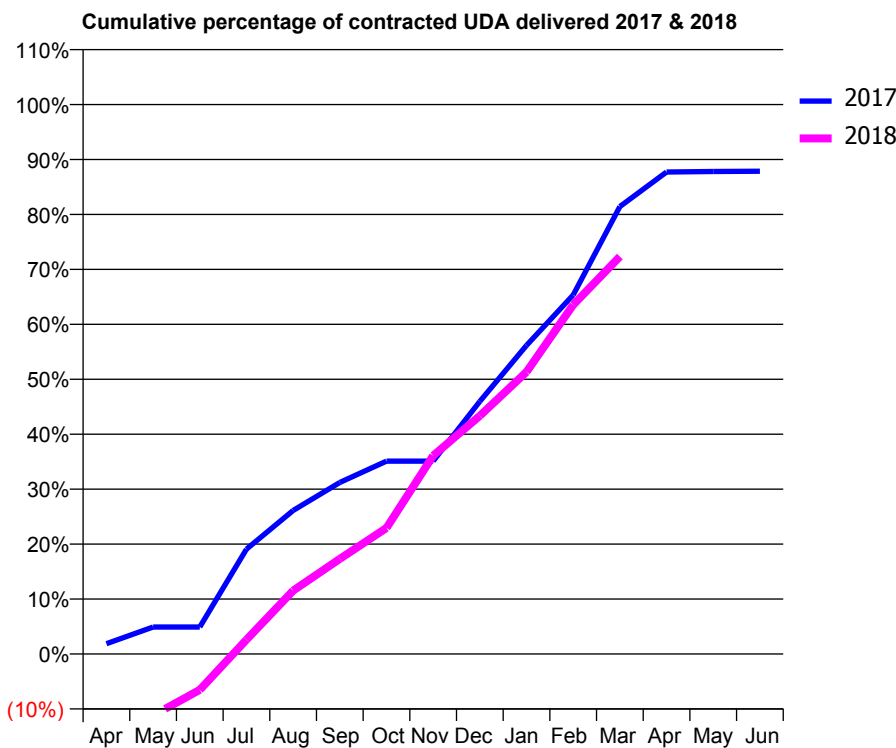
17/18 Contracted general activity (UDA)	11,038
Carry forward general activity (UDA)	1,767
17/18 Contracted orthodontic activity (UOA)	0
Carry forward orthodontic activity (UOA)	0
Baseline contract value	£265,079.46

ACCESS*

Patients seen in 24 months	Total	Change since previous quarter
Quarter ending March 2017	3,401	
Quarter ending June 2017	3,273	↓
Quarter ending September 2017	3,240	↓
Quarter ending December 2017	3,222	→
Quarter ending March 2018	3,217	→
Variance since March 2017	(5.4%)	↓



ACTIVITY



Month	Adjusted Scheduled Activity (UDA)	
	2017	2018
April	208	-1,608
May	543	-1,238
June	543	-722
July	2,105	288
August	2,884	1,273
September	3,445	1,911
October	3,875	2,533
November	3,874	3,985
December	5,075	4,786
January	6,201	5,667
February	7,213	7,014
March	8,987	7,984
April	9,681	
May	9,693	
June	9,697	

QUALITY

	Quantity	Base Number	Contract	AT	Region	England
% of FP17s for the same patient ID Re-attending within 3 months - Children	116	1,325	8.8%	10.9%	11.6%	11.9%
% of FP17s for the same patient ID Re-attending within 3 months - Adults	672	3,495	19.2%	14.7%	15.4%	16.0%
% of FP17s for the same patient ID Re-attending between 3 & 9 months - Children	818	1,325	61.7%	57.2%	59.4%	58.3%
% of FP17s for the same patient ID Re-attending between 3 & 9 months - Adults	1,794	3,495	51.3%	48.1%	51.3%	50.3%
% of FP17s for Band 1 Urgent Courses	398	4,558	8.7%	8.7%	8.0%	9.1%
% of FP17s Relating to Free Repair or Replacements	36	4,558	0.8%	0.7%	0.8%	0.8%
% of FP17s Relating to Continuations	105	4,558	2.3%	0.9%	1.0%	1.0%
% of Patients satisfied with the dentistry they have received	2	2	N/A	91.3%	91.7%	91.5%
% of Patients satisfied with the time they had to wait for an appointment	2	2	N/A	86.9%	88.3%	87.9%

* This is based on patients treated on this contract for their most recent course of treatment. Figures in italics indicate the base number of FP17s or Patient Questionnaire responses are less than 100. N/A is shown where the base number of responses is less than 10 during the period. % is calculated as Quantity/Base number*100

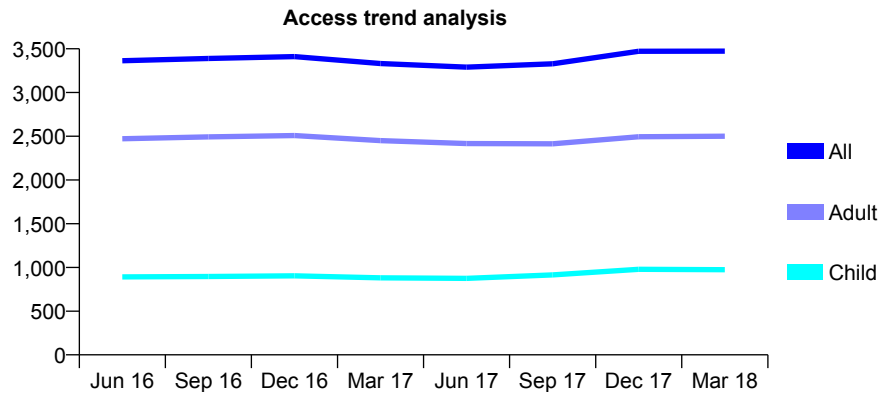
Q58 - Vital Signs At a Glance Contract Report for 785210/0001 - March 2018

Name or company name	MR MP PATEL
Contract type name	GDS Contract
Purpose of contract	General
Contract start date	02/10/2006
Contract end date	

17/18 Contracted general activity (UDA)	7,731
Carry forward general activity (UDA)	-155
17/18 Contracted orthodontic activity (UOA)	0
Carry forward orthodontic activity (UOA)	0
Baseline contract value	£184,823.96

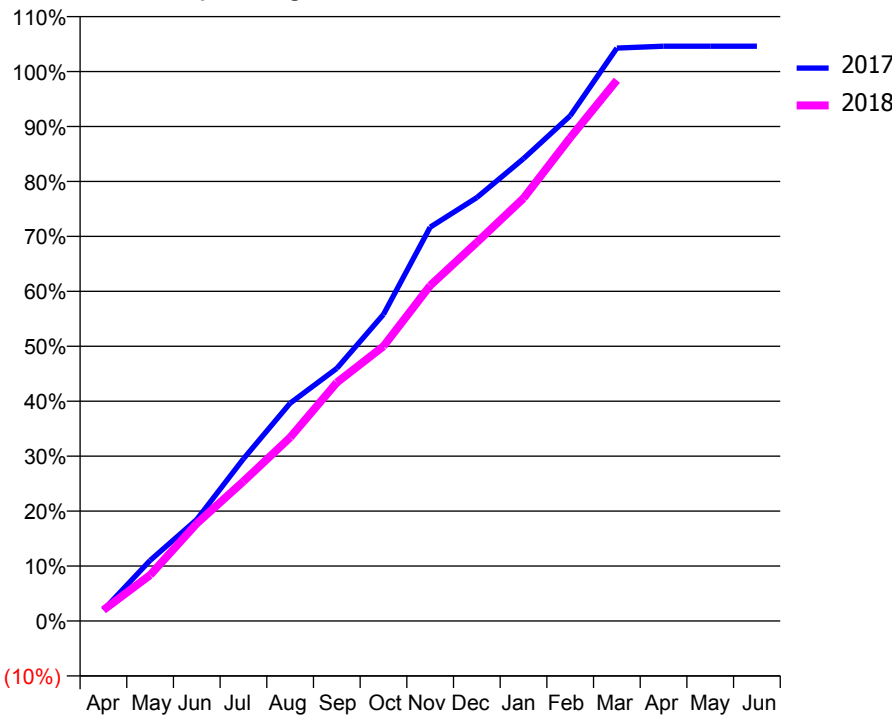
ACCESS*

Patients seen in 24 months	Total	Change since previous quarter
Quarter ending March 2017	3,331	
Quarter ending June 2017	3,290	↓
Quarter ending September 2017	3,329	→
Quarter ending December 2017	3,472	↑
Quarter ending March 2018	3,474	→
Variance since March 2017	4.3%	↑



ACTIVITY

Cumulative percentage of contracted UDA delivered 2017 & 2018



Month	Adjusted Scheduled Activity (UDA)	
	2017	2018
April	154	155
May	852	646
June	1,428	1,372
July	2,282	1,966
August	3,065	2,583
September	3,553	3,355
October	4,314	3,866
November	5,541	4,720
December	5,958	5,327
January	6,506	5,948
February	7,107	6,801
March	8,060	7,608
April	8,087	
May	8,087	
June	8,087	

QUALITY

	Quantity	Base Number	Contract	AT	Region	England
% of FP17s for the same patient ID Re-attending within 3 months - Children	88	1,564	5.6%	10.9%	11.6%	11.9%
% of FP17s for the same patient ID Re-attending within 3 months - Adults	261	2,784	9.4%	14.7%	15.4%	16.0%
% of FP17s for the same patient ID Re-attending between 3 & 9 months - Children	1,074	1,564	68.7%	57.2%	59.4%	58.3%
% of FP17s for the same patient ID Re-attending between 3 & 9 months - Adults	1,503	2,784	54.0%	48.1%	51.3%	50.3%
% of FP17s for Band 1 Urgent Courses	224	4,330	5.2%	8.7%	8.0%	9.1%
% of FP17s Relating to Free Repair or Replacements	11	4,330	0.3%	0.7%	0.8%	0.8%
% of FP17s Relating to Continuations	2	4,330	0.0%	0.9%	1.0%	1.0%
% of Patients satisfied with the dentistry they have received	0	0	N/A	91.3%	91.7%	91.5%
% of Patients satisfied with the time they had to wait for an appointment	0	0	N/A	86.9%	88.3%	87.9%

* This is based on patients treated on this contract for their most recent course of treatment. Figures in italics indicate the base number of FP17s or Patient Questionnaire responses are less than 100. N/A is shown where the base number of responses is less than 10 during the period. % is calculated as Quantity/Base number*100

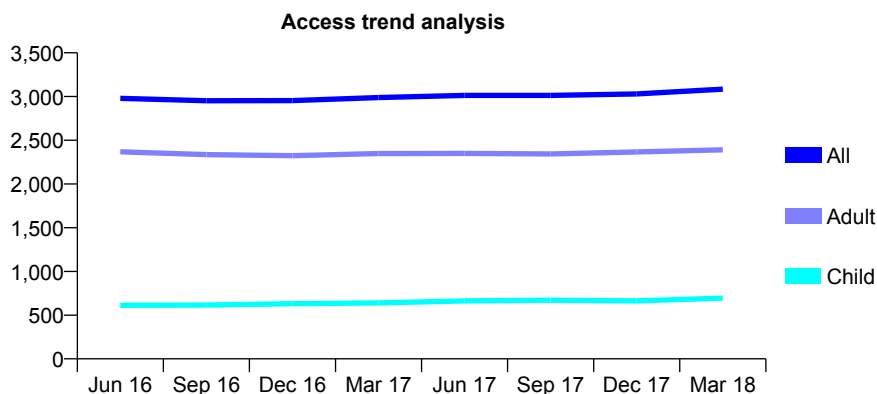
Q58 - Vital Signs At a Glance Contract Report for 786306/0001 - March 2018

Name or company name	MR K OLEJNICZAK
Contract type name	GDS Contract
Purpose of contract	General
Contract start date	01/08/2006
Contract end date	

17/18 Contracted general activity (UDA)	9,500
Carry forward general activity (UDA)	8
17/18 Contracted orthodontic activity (UOA)	0
Carry forward orthodontic activity (UOA)	0
Baseline contract value	£227,581.53

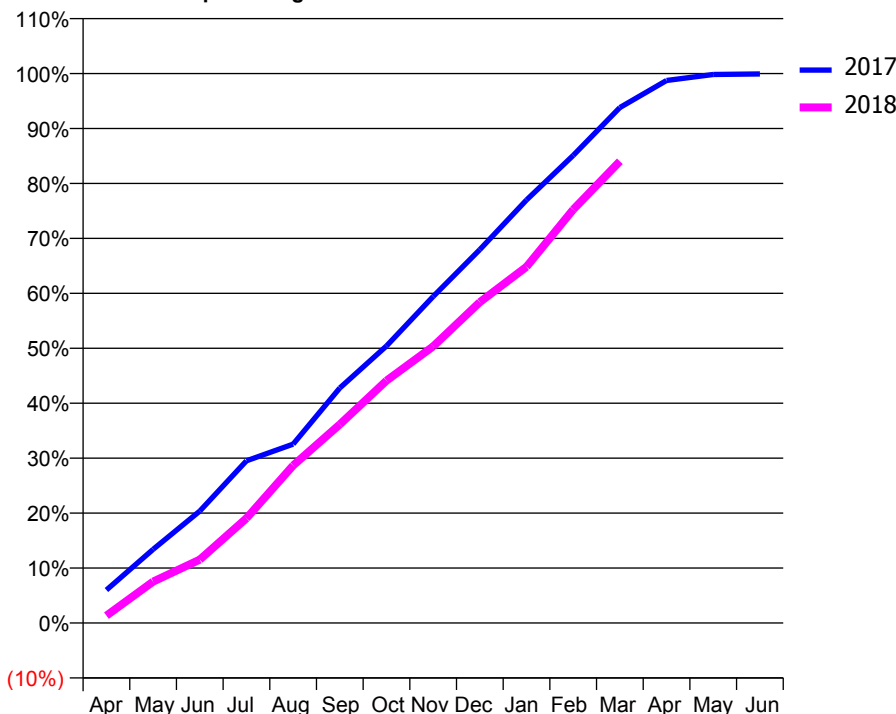
ACCESS*

Patients seen in 24 months	Total	Change since previous quarter
Quarter ending March 2017	2,988	
Quarter ending June 2017	3,012	→
Quarter ending September 2017	3,013	→
Quarter ending December 2017	3,029	→
Quarter ending March 2018	3,085	→
Variance since March 2017	3.2%	↑



ACTIVITY

Cumulative percentage of contracted UDA delivered 2017 & 2018



Month	Adjusted Scheduled Activity (UDA)	
	2017	2018
April	571	127
May	1,273	715
June	1,935	1,096
July	2,805	1,811
August	3,093	2,723
September	4,063	3,433
October	4,789	4,189
November	5,645	4,782
December	6,455	5,547
January	7,314	6,159
February	8,083	7,148
March	8,912	7,982
April	9,380	
May	9,484	
June	9,492	

QUALITY

	Quantity	Base Number	Contract	AT	Region	England
% of FP17s for the same patient ID Re-attending within 3 months - Children	68	1,095	6.2%	10.9%	11.6%	11.9%
% of FP17s for the same patient ID Re-attending within 3 months - Adults	385	3,258	11.8%	14.7%	15.4%	16.0%
% of FP17s for the same patient ID Re-attending between 3 & 9 months - Children	667	1,095	60.9%	57.2%	59.4%	58.3%
% of FP17s for the same patient ID Re-attending between 3 & 9 months - Adults	1,824	3,258	56.0%	48.1%	51.3%	50.3%
% of FP17s for Band 1 Urgent Courses	246	4,097	6.0%	8.7%	8.0%	9.1%
% of FP17s Relating to Free Repair or Replacements	36	4,097	0.9%	0.7%	0.8%	0.8%
% of FP17s Relating to Continuations	73	4,097	1.8%	0.9%	1.0%	1.0%
% of Patients satisfied with the dentistry they have received	6	6	N/A	91.3%	91.7%	91.5%
% of Patients satisfied with the time they had to wait for an appointment	6	6	N/A	86.9%	88.3%	87.9%

* This is based on patients treated on this contract for their most recent course of treatment. Figures in italics indicate the base number of FP17s or Patient Questionnaire responses are less than 100. N/A is shown where the base number of responses is less than 10 during the period. % is calculated as Quantity/Base number*100

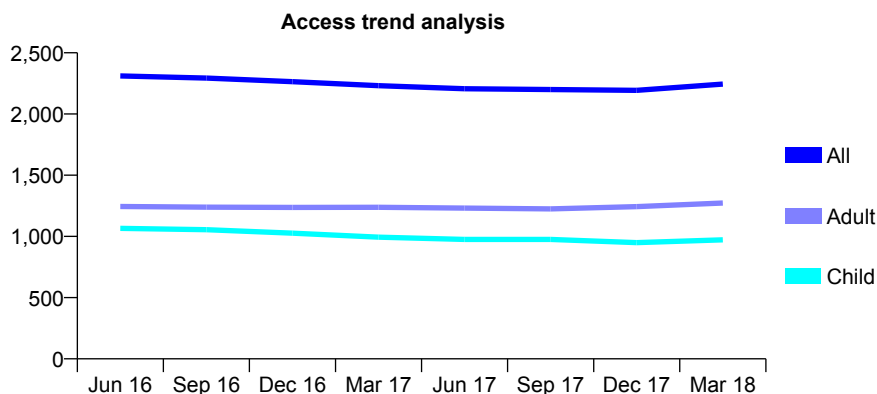
Q58 - Vital Signs At a Glance Contract Report for 788902/0001 - March 2018

Name or company name	MR SS PATEL
Contract type name	GDS Contract
Purpose of contract	General
Contract start date	01/12/2011
Contract end date	

17/18 Contracted general activity (UDA)	9,420
Carry forward general activity (UDA)	52
17/18 Contracted orthodontic activity (UOA)	0
Carry forward orthodontic activity (UOA)	0
Baseline contract value	£251,626.07

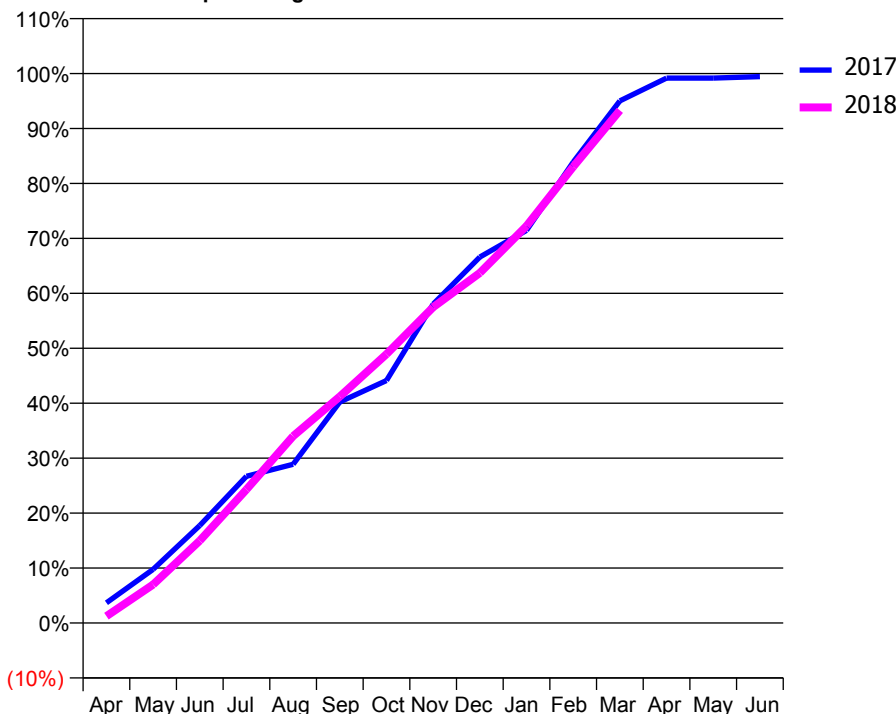
ACCESS*

Patients seen in 24 months	Total	Change since previous quarter
Quarter ending March 2017	2,232	
Quarter ending June 2017	2,206	↓
Quarter ending September 2017	2,200	→
Quarter ending December 2017	2,193	→
Quarter ending March 2018	2,245	↑
Variance since March 2017	0.6%	→



ACTIVITY

Cumulative percentage of contracted UDA delivered 2017 & 2018



Month	Adjusted Scheduled Activity (UDA)	
	2017	2018
April	347	118
May	919	661
June	1,673	1,412
July	2,515	2,290
August	2,721	3,203
September	3,789	3,883
October	4,156	4,610
November	5,466	5,414
December	6,275	6,002
January	6,731	6,806
February	7,901	7,821
March	8,950	8,789
April	9,343	
May	9,343	
June	9,368	

QUALITY

	Quantity	Base Number	Contract	AT	Region	England
% of FP17s for the same patient ID Re-attending within 3 months - Children	191	1,668	11.5%	10.9%	11.6%	11.9%
% of FP17s for the same patient ID Re-attending within 3 months - Adults	316	1,763	17.9%	14.7%	15.4%	16.0%
% of FP17s for the same patient ID Re-attending between 3 & 9 months - Children	1,095	1,668	65.6%	57.2%	59.4%	58.3%
% of FP17s for the same patient ID Re-attending between 3 & 9 months - Adults	1,015	1,763	57.6%	48.1%	51.3%	50.3%
% of FP17s for Band 1 Urgent Courses	155	3,302	4.7%	8.7%	8.0%	9.1%
% of FP17s Relating to Free Repair or Replacements	22	3,302	0.7%	0.7%	0.8%	0.8%
% of FP17s Relating to Continuations	16	3,302	0.5%	0.9%	1.0%	1.0%
% of Patients satisfied with the dentistry they have received	10	10	100.0%	91.3%	91.7%	91.5%
% of Patients satisfied with the time they had to wait for an appointment	9	10	90.0%	86.9%	88.3%	87.9%

* This is based on patients treated on this contract for their most recent course of treatment. Figures in italics indicate the base number of FP17s or Patient Questionnaire responses are less than 100. N/A is shown where the base number of responses is less than 10 during the period. % is calculated as Quantity/Base number*100

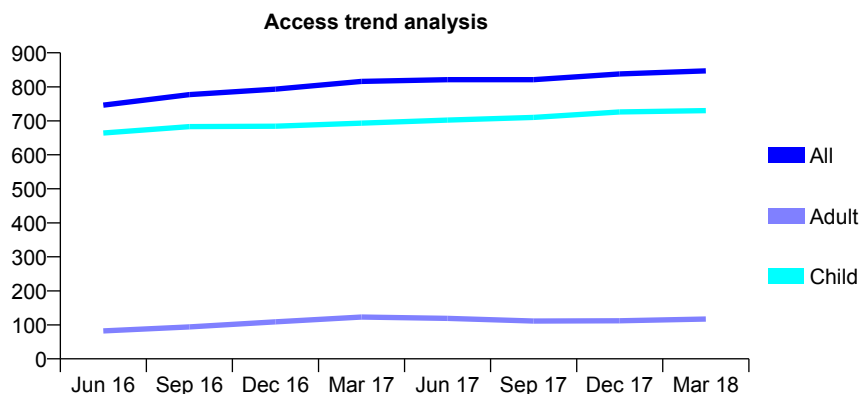
Q58 - Vital Signs At a Glance Contract Report for 788902/0002 - March 2018

Name or company name	MR SS PATEL
Contract type name	GDS Contract
Purpose of contract	General
Contract start date	01/04/2015
Contract end date	

17/18 Contracted general activity (UDA)	2,600
Carry forward general activity (UDA)	-34
17/18 Contracted orthodontic activity (UOA)	0
Carry forward orthodontic activity (UOA)	0
Baseline contract value	£59,978.84

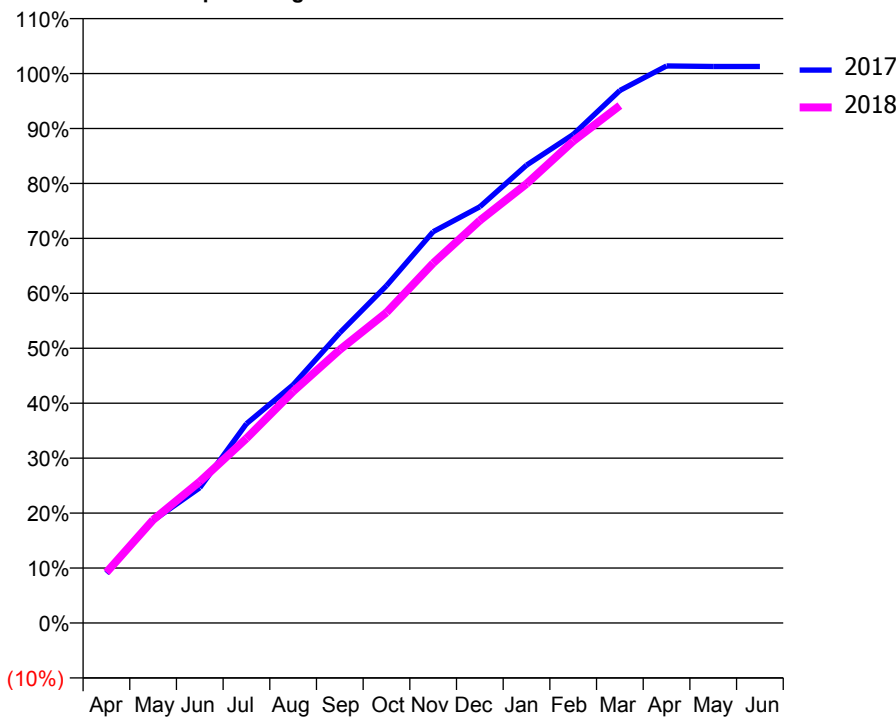
ACCESS*

Patients seen in 24 months	Total	Change since previous quarter
Quarter ending March 2017	816	
Quarter ending June 2017	821	→
Quarter ending September 2017	821	→
Quarter ending December 2017	838	↑
Quarter ending March 2018	847	→
Variance since March 2017	3.8%	↑



ACTIVITY

Cumulative percentage of contracted UDA delivered 2017 & 2018



Month	Adjusted Scheduled Activity (UDA)	
	2017	2018
April	235	239
May	485	488
June	640	669
July	943	873
August	1,127	1,096
September	1,373	1,293
October	1,596	1,469
November	1,851	1,703
December	1,970	1,905
January	2,167	2,078
February	2,311	2,280
March	2,520	2,448
April	2,636	
May	2,633	
June	2,633	

QUALITY

	Quantity	Base Number	Contract	AT	Region	England
% of FP17s for the same patient ID Re-attending within 3 months - Children	75	1,252	6.0%	10.9%	11.6%	11.9%
% of FP17s for the same patient ID Re-attending within 3 months - Adults	5	67	7.5%	14.7%	15.4%	16.0%
% of FP17s for the same patient ID Re-attending between 3 & 9 months - Children	922	1,252	73.6%	57.2%	59.4%	58.3%
% of FP17s for the same patient ID Re-attending between 3 & 9 months - Adults	52	67	77.6%	48.1%	51.3%	50.3%
% of FP17s for Band 1 Urgent Courses	42	1,269	3.3%	8.7%	8.0%	9.1%
% of FP17s Relating to Free Repair or Replacements	0	1,269	0.0%	0.7%	0.8%	0.8%
% of FP17s Relating to Continuations	0	1,269	0.0%	0.9%	1.0%	1.0%
% of Patients satisfied with the dentistry they have received	2	2	N/A	91.3%	91.7%	91.5%
% of Patients satisfied with the time they had to wait for an appointment	2	2	N/A	86.9%	88.3%	87.9%

* This is based on patients treated on this contract for their most recent course of treatment. Figures in italics indicate the base number of FP17s or Patient Questionnaire responses are less than 100. N/A is shown where the base number of responses is less than 10 during the period. % is calculated as Quantity/Base number*100

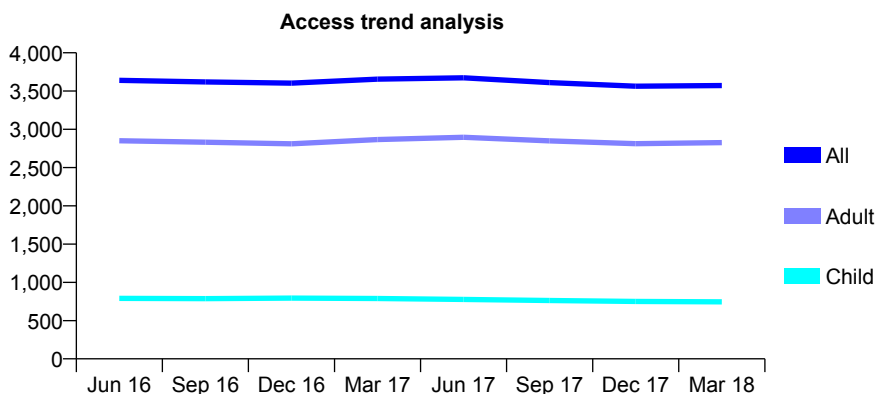
Q58 - Vital Signs At a Glance Contract Report for 795836/0001 - March 2018

Name or company name	Mr Uche Oguike
Contract type name	GDS Contract
Purpose of contract	General
Contract start date	01/04/2006
Contract end date	

17/18 Contracted general activity (UDA)	7,850
Carry forward general activity (UDA)	16
17/18 Contracted orthodontic activity (UOA)	0
Carry forward orthodontic activity (UOA)	0
Baseline contract value	£280,908.00

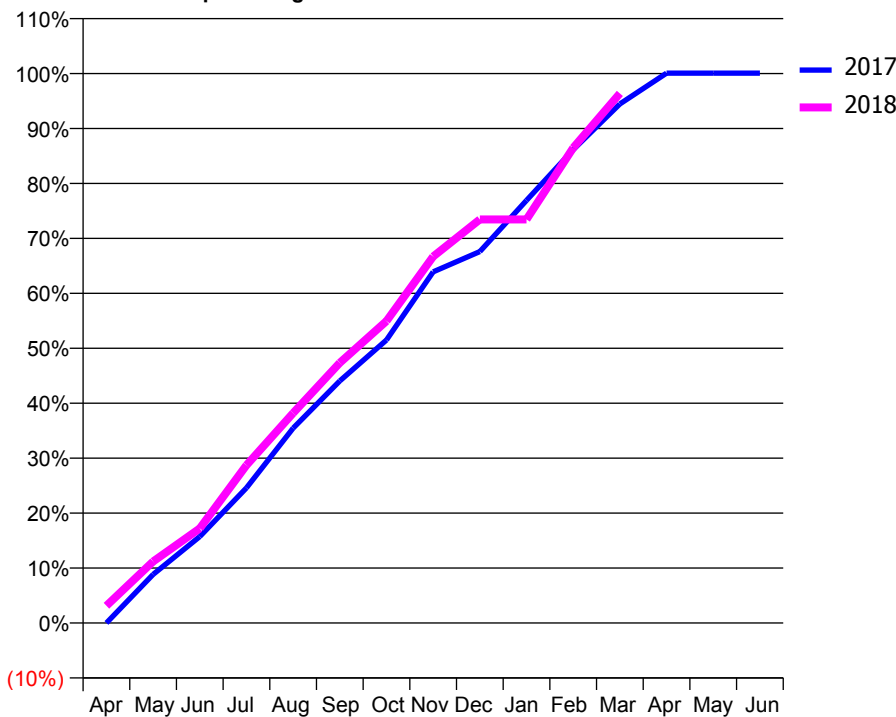
ACCESS*

Patients seen in 24 months	Total	Change since previous quarter
Quarter ending March 2017	3,655	
Quarter ending June 2017	3,673	→
Quarter ending September 2017	3,611	↓
Quarter ending December 2017	3,563	↓
Quarter ending March 2018	3,572	→
Variance since March 2017	(2.3%)	↓



ACTIVITY

Cumulative percentage of contracted UDA delivered 2017 & 2018



Month	Adjusted Scheduled Activity (UDA)	
	2017	2018
April	0	246
May	694	878
June	1,235	1,352
July	1,931	2,254
August	2,785	3,000
September	3,458	3,717
October	4,043	4,313
November	5,016	5,236
December	5,307	5,766
January	6,037	5,766
February	6,762	6,788
March	7,416	7,565
April	7,855	
May	7,855	
June	7,855	

QUALITY

	Quantity	Base Number	Contract	AT	Region	England
% of FP17s for the same patient ID Re-attending within 3 months - Children	34	874	3.9%	10.9%	11.6%	11.9%
% of FP17s for the same patient ID Re-attending within 3 months - Adults	296	3,427	8.6%	14.7%	15.4%	16.0%
% of FP17s for the same patient ID Re-attending between 3 & 9 months - Children	326	874	37.3%	57.2%	59.4%	58.3%
% of FP17s for the same patient ID Re-attending between 3 & 9 months - Adults	1,263	3,427	36.9%	48.1%	51.3%	50.3%
% of FP17s for Band 1 Urgent Courses	229	4,129	5.5%	8.7%	8.0%	9.1%
% of FP17s Relating to Free Repair or Replacements	5	4,129	0.1%	0.7%	0.8%	0.8%
% of FP17s Relating to Continuations	60	4,129	1.5%	0.9%	1.0%	1.0%
% of Patients satisfied with the dentistry they have received	0	0	N/A	91.3%	91.7%	91.5%
% of Patients satisfied with the time they had to wait for an appointment	0	0	N/A	86.9%	88.3%	87.9%

* This is based on patients treated on this contract for their most recent course of treatment. Figures in italics indicate the base number of FP17s or Patient Questionnaire responses are less than 100. N/A is shown where the base number of responses is less than 10 during the period. % is calculated as Quantity/Base number*100

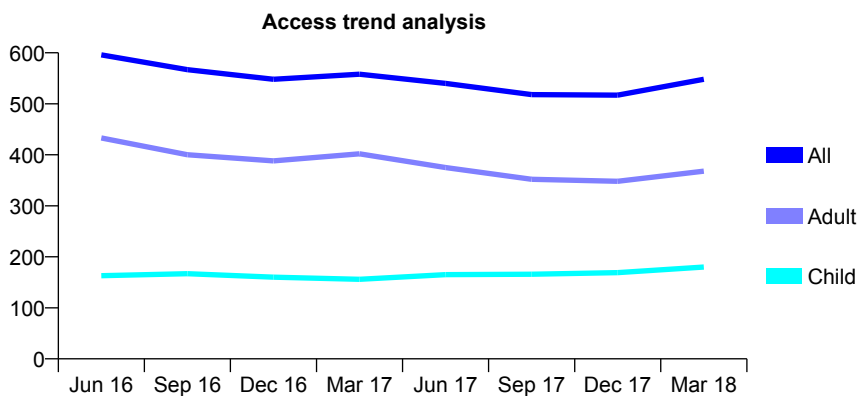
Q58 - Vital Signs At a Glance Contract Report for 807702/0001 - March 2018

Name or company name	MR HK KOCH
Contract type name	GDS Contract
Purpose of contract	General
Contract start date	01/04/2006
Contract end date	

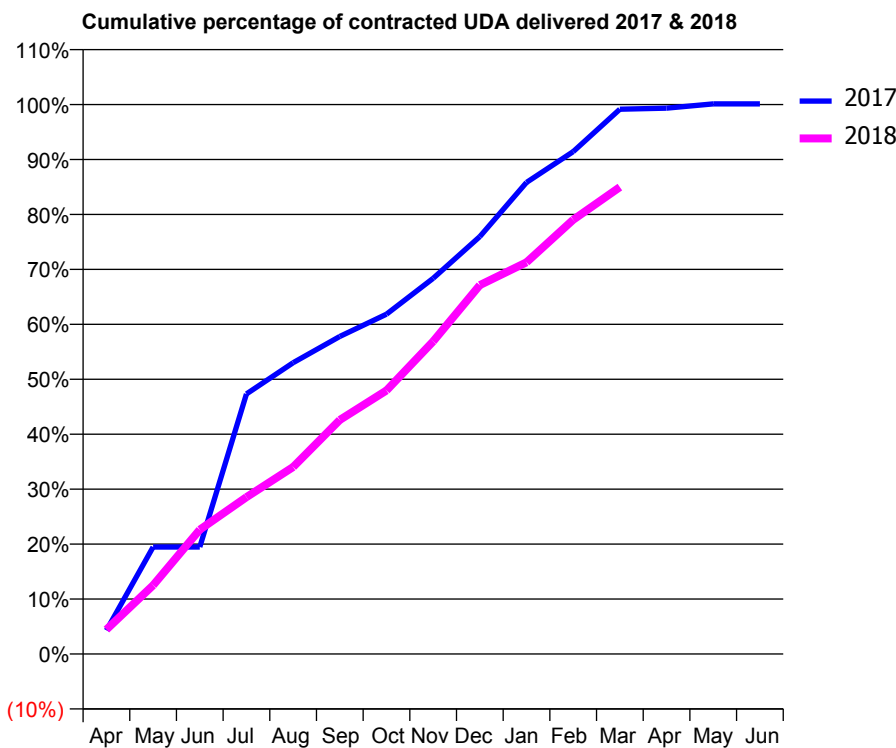
17/18 Contracted general activity (UDA)	1,573
Carry forward general activity (UDA)	-2
17/18 Contracted orthodontic activity (UOA)	0
Carry forward orthodontic activity (UOA)	0
Baseline contract value	£55,676.82

ACCESS*

Patients seen in 24 months	Total	Change since previous quarter
Quarter ending March 2017	558	
Quarter ending June 2017	540	↓
Quarter ending September 2017	518	↓
Quarter ending December 2017	517	→
Quarter ending March 2018	548	↑
Variance since March 2017	(1.8%)	↓



ACTIVITY



Month	Adjusted Scheduled Activity (UDA)	
	2017	2018
April	68	70
May	306	197
June	306	356
July	744	449
August	834	535
September	909	670
October	973	755
November	1,075	895
December	1,195	1,056
January	1,350	1,121
February	1,438	1,243
March	1,560	1,337
April	1,563	
May	1,575	
June	1,575	

QUALITY

	Quantity	Base Number	Contract	AT	Region	England
% of FP17s for the same patient ID Re-attending within 3 months - Children	8	266	3.0%	10.9%	11.6%	11.9%
% of FP17s for the same patient ID Re-attending within 3 months - Adults	73	495	14.7%	14.7%	15.4%	16.0%
% of FP17s for the same patient ID Re-attending between 3 & 9 months - Children	171	266	64.3%	57.2%	59.4%	58.3%
% of FP17s for the same patient ID Re-attending between 3 & 9 months - Adults	283	495	57.2%	48.1%	51.3%	50.3%
% of FP17s for Band 1 Urgent Courses	33	757	4.4%	8.7%	8.0%	9.1%
% of FP17s Relating to Free Repair or Replacements	3	757	0.4%	0.7%	0.8%	0.8%
% of FP17s Relating to Continuations	0	757	0.0%	0.9%	1.0%	1.0%
% of Patients satisfied with the dentistry they have received	0	0	N/A	91.3%	91.7%	91.5%
% of Patients satisfied with the time they had to wait for an appointment	0	0	N/A	86.9%	88.3%	87.9%

* This is based on patients treated on this contract for their most recent course of treatment. Figures in italics indicate the base number of FP17s or Patient Questionnaire responses are less than 100. N/A is shown where the base number of responses is less than 10 during the period. % is calculated as Quantity/Base number*100

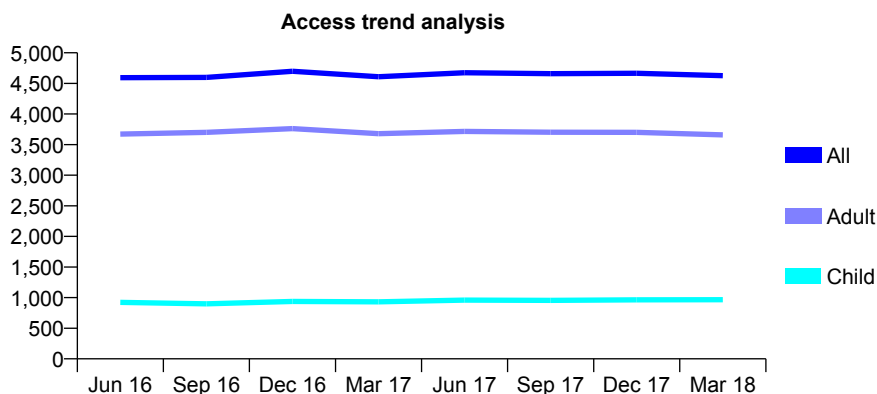
Q58 - Vital Signs At a Glance Contract Report for 810851/0001 - March 2018

Name or company name	Leverstock Green Dental Practice
Contract type name	GDS Contract
Purpose of contract	General
Contract start date	01/04/2006
Contract end date	

17/18 Contracted general activity (UDA)	11,052
Carry forward general activity (UDA)	-59
17/18 Contracted orthodontic activity (UOA)	0
Carry forward orthodontic activity (UOA)	0
Baseline contract value	£303,201.16

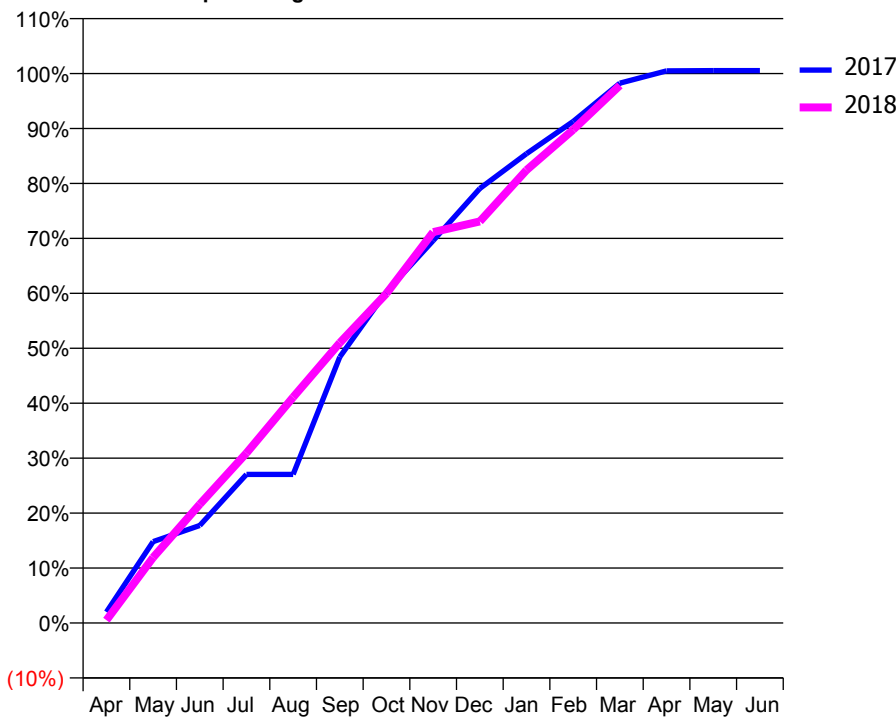
ACCESS*

Patients seen in 24 months	Total	Change since previous quarter
Quarter ending March 2017	4,610	
Quarter ending June 2017	4,675	→
Quarter ending September 2017	4,659	→
Quarter ending December 2017	4,665	→
Quarter ending March 2018	4,626	→
Variance since March 2017	0.3%	→



ACTIVITY

Cumulative percentage of contracted UDA delivered 2017 & 2018



Month	Adjusted Scheduled Activity (UDA)	
	2017	2018
April	221	59
May	1,638	1,318
June	1,961	2,389
July	2,989	3,418
August	2,989	4,542
September	5,351	5,636
October	6,663	6,629
November	7,691	7,861
December	8,739	8,076
January	9,439	9,109
February	10,087	9,922
March	10,858	10,812
April	11,105	
May	11,110	
June	11,111	

QUALITY

	Quantity	Base Number	Contract	AT	Region	England
% of FP17s for the same patient ID Re-attending within 3 months - Children	135	1,594	8.5%	10.9%	11.6%	11.9%
% of FP17s for the same patient ID Re-attending within 3 months - Adults	552	5,353	10.3%	14.7%	15.4%	16.0%
% of FP17s for the same patient ID Re-attending between 3 & 9 months - Children	1,019	1,594	63.9%	57.2%	59.4%	58.3%
% of FP17s for the same patient ID Re-attending between 3 & 9 months - Adults	3,493	5,353	65.3%	48.1%	51.3%	50.3%
% of FP17s for Band 1 Urgent Courses	463	6,753	6.9%	8.7%	8.0%	9.1%
% of FP17s Relating to Free Repair or Replacements	63	6,753	0.9%	0.7%	0.8%	0.8%
% of FP17s Relating to Continuations	6	6,753	0.1%	0.9%	1.0%	1.0%
% of Patients satisfied with the dentistry they have received	3	3	N/A	91.3%	91.7%	91.5%
% of Patients satisfied with the time they had to wait for an appointment	3	3	N/A	86.9%	88.3%	87.9%

* This is based on patients treated on this contract for their most recent course of treatment. Figures in italics indicate the base number of FP17s or Patient Questionnaire responses are less than 100. N/A is shown where the base number of responses is less than 10 during the period. % is calculated as Quantity/Base number*100

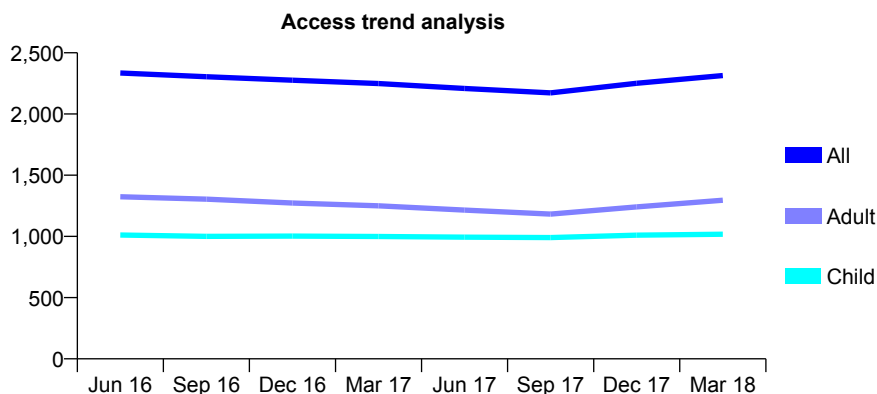
Q58 - Vital Signs At a Glance Contract Report for 811815/0001 - March 2018

Name or company name	MR PS SANSI
Contract type name	GDS Contract
Purpose of contract	General
Contract start date	01/04/2006
Contract end date	

17/18 Contracted general activity (UDA)	4,725
Carry forward general activity (UDA)	-63
17/18 Contracted orthodontic activity (UOA)	0
Carry forward orthodontic activity (UOA)	0
Baseline contract value	£133,089.65

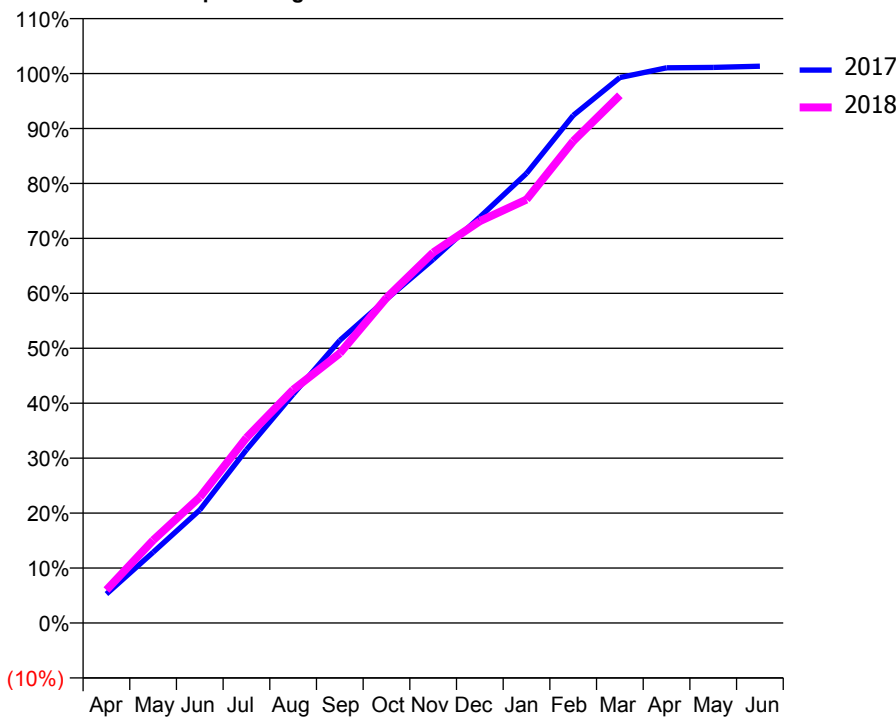
ACCESS*

Patients seen in 24 months	Total	Change since previous quarter
Quarter ending March 2017	2,249	
Quarter ending June 2017	2,209	↓
Quarter ending September 2017	2,173	↓
Quarter ending December 2017	2,251	↑
Quarter ending March 2018	2,314	↑
Variance since March 2017	2.9%	↑



ACTIVITY

Cumulative percentage of contracted UDA delivered 2017 & 2018



Month	Adjusted Scheduled Activity (UDA)	
	2017	2018
April	249	283
May	608	712
June	971	1,082
July	1,490	1,593
August	1,967	2,006
September	2,430	2,319
October	2,784	2,796
November	3,127	3,186
December	3,491	3,456
January	3,866	3,641
February	4,365	4,144
March	4,691	4,538
April	4,774	
May	4,777	
June	4,787	

QUALITY

	Quantity	Base Number	Contract	AT	Region	England
% of FP17s for the same patient ID Re-attending within 3 months - Children	79	1,216	6.5%	10.9%	11.6%	11.9%
% of FP17s for the same patient ID Re-attending within 3 months - Adults	231	1,530	15.1%	14.7%	15.4%	16.0%
% of FP17s for the same patient ID Re-attending between 3 & 9 months - Children	431	1,216	35.4%	57.2%	59.4%	58.3%
% of FP17s for the same patient ID Re-attending between 3 & 9 months - Adults	556	1,530	36.3%	48.1%	51.3%	50.3%
% of FP17s for Band 1 Urgent Courses	181	2,267	8.0%	8.7%	8.0%	9.1%
% of FP17s Relating to Free Repair or Replacements	15	2,267	0.7%	0.7%	0.8%	0.8%
% of FP17s Relating to Continuations	13	2,267	0.6%	0.9%	1.0%	1.0%
% of Patients satisfied with the dentistry they have received	3	3	N/A	91.3%	91.7%	91.5%
% of Patients satisfied with the time they had to wait for an appointment	3	3	N/A	86.9%	88.3%	87.9%

* This is based on patients treated on this contract for their most recent course of treatment. Figures in italics indicate the base number of FP17s or Patient Questionnaire responses are less than 100. N/A is shown where the base number of responses is less than 10 during the period. % is calculated as Quantity/Base number*100

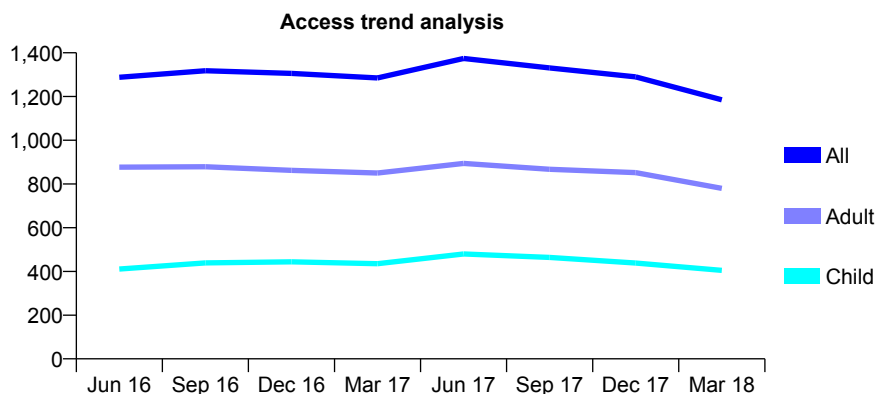
Q58 - Vital Signs At a Glance Contract Report for 813923/0001 - March 2018

Name or company name	MR JS MANDAIR
Contract type name	GDS Contract
Purpose of contract	General
Contract start date	01/04/2006
Contract end date	

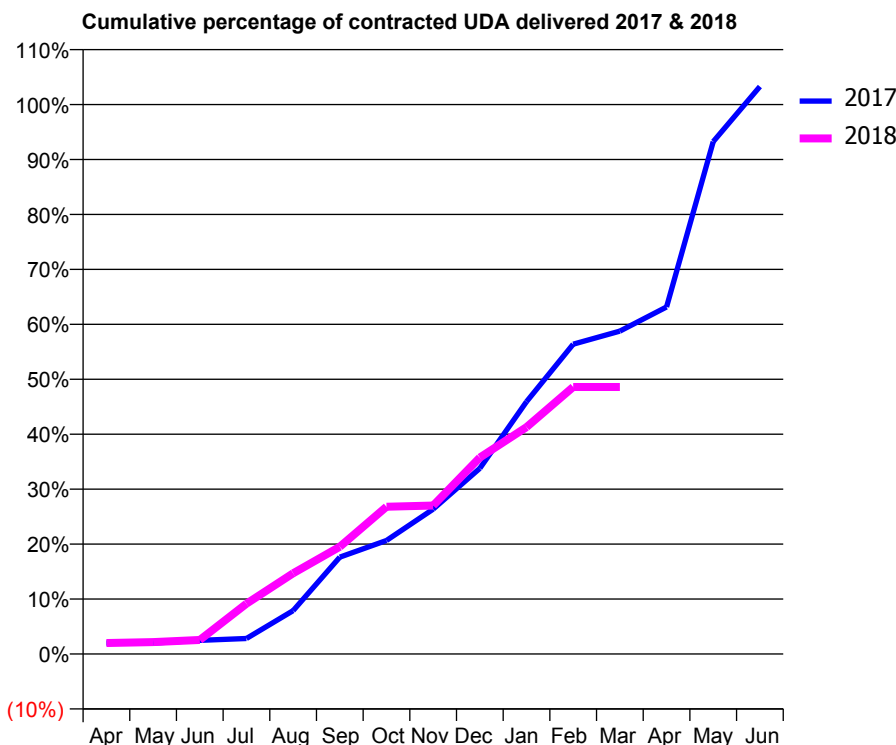
17/18 Contracted general activity (UDA)	6,659
Carry forward general activity (UDA)	-133
17/18 Contracted orthodontic activity (UOA)	0
Carry forward orthodontic activity (UOA)	0
Baseline contract value	£232,756.28

ACCESS*

Patients seen in 24 months	Total	Change since previous quarter
Quarter ending March 2017	1,285	
Quarter ending June 2017	1,374	↑
Quarter ending September 2017	1,331	↓
Quarter ending December 2017	1,290	↓
Quarter ending March 2018	1,185	↓
Variance since March 2017	(7.8%)	↓



ACTIVITY



Month	Adjusted Scheduled Activity (UDA)	
	2017	2018
April	133	133
May	133	144
June	166	170
July	189	611
August	526	978
September	1,173	1,300
October	1,376	1,785
November	1,755	1,799
December	2,251	2,382
January	3,058	2,749
February	3,755	3,235
March	3,913	3,235
April	4,205	
May	6,210	
June	6,876	

QUALITY

	Quantity	Base Number	Contract	AT	Region	England
% of FP17s for the same patient ID Re-attending within 3 months - Children	41	393	10.4%	10.9%	11.6%	11.9%
% of FP17s for the same patient ID Re-attending within 3 months - Adults	248	902	27.5%	14.7%	15.4%	16.0%
% of FP17s for the same patient ID Re-attending between 3 & 9 months - Children	71	393	18.1%	57.2%	59.4%	58.3%
% of FP17s for the same patient ID Re-attending between 3 & 9 months - Adults	180	902	20.0%	48.1%	51.3%	50.3%
% of FP17s for Band 1 Urgent Courses	99	784	12.6%	8.7%	8.0%	9.1%
% of FP17s Relating to Free Repair or Replacements	0	784	0.0%	0.7%	0.8%	0.8%
% of FP17s Relating to Continuations	0	784	0.0%	0.9%	1.0%	1.0%
% of Patients satisfied with the dentistry they have received	2	3	N/A	91.3%	91.7%	91.5%
% of Patients satisfied with the time they had to wait for an appointment	3	3	N/A	86.9%	88.3%	87.9%

* This is based on patients treated on this contract for their most recent course of treatment. Figures in italics indicate the base number of FP17s or Patient Questionnaire responses are less than 100. N/A is shown where the base number of responses is less than 10 during the period. % is calculated as Quantity/Base number*100

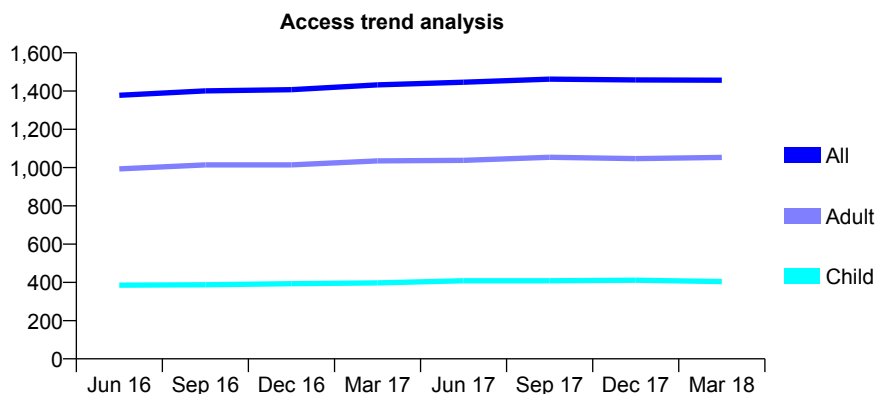
Q58 - Vital Signs At a Glance Contract Report for 815012/0001 - March 2018

Name or company name	MR JP NORRIS
Contract type name	GDS Contract
Purpose of contract	General
Contract start date	01/04/2006
Contract end date	

17/18 Contracted general activity (UDA)	1,399
Carry forward general activity (UDA)	35
17/18 Contracted orthodontic activity (UOA)	0
Carry forward orthodontic activity (UOA)	0
Baseline contract value	£30,518.77

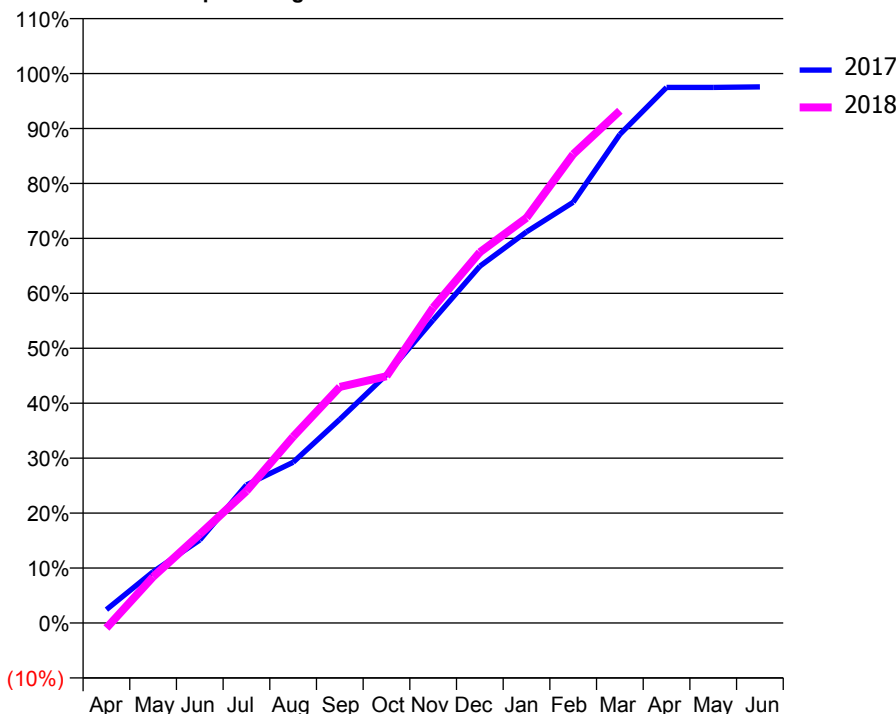
ACCESS*

Patients seen in 24 months	Total	Change since previous quarter
Quarter ending March 2017	1,432	
Quarter ending June 2017	1,446	→
Quarter ending September 2017	1,462	→
Quarter ending December 2017	1,458	→
Quarter ending March 2018	1,457	→
Variance since March 2017	1.7%	→



ACTIVITY

Cumulative percentage of contracted UDA delivered 2017 & 2018



Month	Adjusted Scheduled Activity (UDA)	
	2017	2018
April	34	-13
May	130	118
June	211	226
July	352	336
August	409	475
September	519	601
October	632	628
November	772	803
December	908	944
January	996	1,031
February	1,071	1,194
March	1,244	1,304
April	1,364	
May	1,364	
June	1,365	

QUALITY

	Quantity	Base Number	Contract	AT	Region	England
% of FP17s for the same patient ID Re-attending within 3 months - Children	47	655	7.2%	10.9%	11.6%	11.9%
% of FP17s for the same patient ID Re-attending within 3 months - Adults	225	1,500	15.0%	14.7%	15.4%	16.0%
% of FP17s for the same patient ID Re-attending between 3 & 9 months - Children	410	655	62.6%	57.2%	59.4%	58.3%
% of FP17s for the same patient ID Re-attending between 3 & 9 months - Adults	958	1,500	63.9%	48.1%	51.3%	50.3%
% of FP17s for Band 1 Urgent Courses	67	804	8.3%	8.7%	8.0%	9.1%
% of FP17s Relating to Free Repair or Replacements	0	804	0.0%	0.7%	0.8%	0.8%
% of FP17s Relating to Continuations	0	804	0.0%	0.9%	1.0%	1.0%
% of Patients satisfied with the dentistry they have received	1	1	N/A	91.3%	91.7%	91.5%
% of Patients satisfied with the time they had to wait for an appointment	1	1	N/A	86.9%	88.3%	87.9%

* This is based on patients treated on this contract for their most recent course of treatment. Figures in italics indicate the base number of FP17s or Patient Questionnaire responses are less than 100. N/A is shown where the base number of responses is less than 10 during the period. % is calculated as Quantity/Base number*100

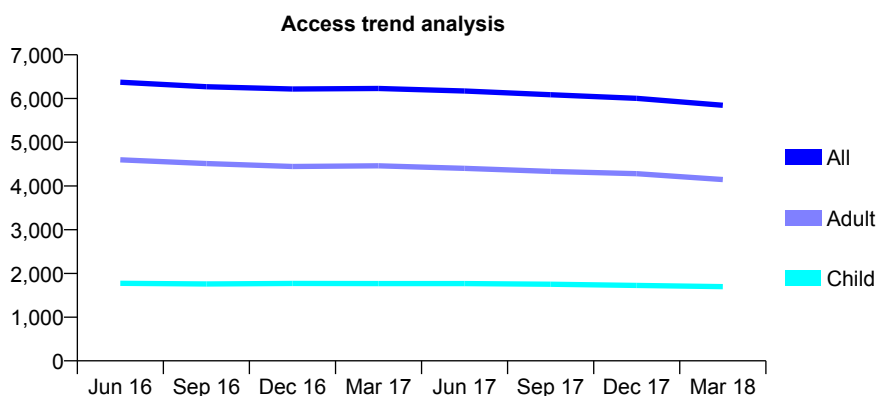
Q58 - Vital Signs At a Glance Contract Report for 819506/0001 - March 2018

Name or company name	Naeha Waterfall
Contract type name	GDS Contract
Purpose of contract	General
Contract start date	01/06/2009
Contract end date	

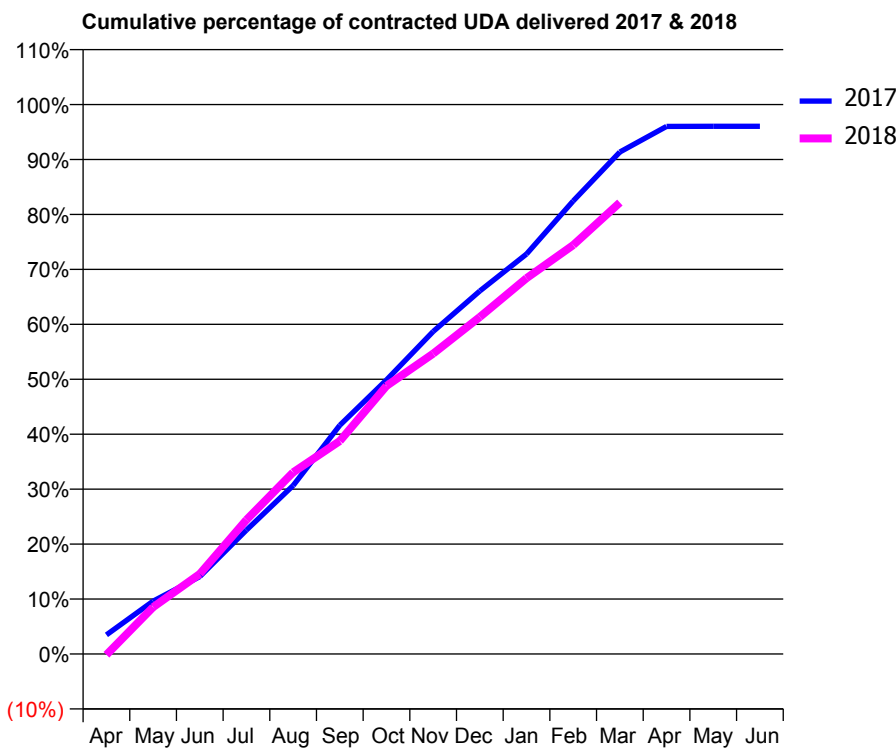
17/18 Contracted general activity (UDA)	15,000
Carry forward general activity (UDA)	593
17/18 Contracted orthodontic activity (UOA)	0
Carry forward orthodontic activity (UOA)	0
Baseline contract value	£427,107.22

ACCESS*

Patients seen in 24 months	Total	Change since previous quarter
Quarter ending March 2017	6,229	
Quarter ending June 2017	6,171	→
Quarter ending September 2017	6,085	↓
Quarter ending December 2017	6,005	↓
Quarter ending March 2018	5,845	↓
Variance since March 2017	(6.2%)	↓



ACTIVITY



Month	Adjusted Scheduled Activity (UDA)	
	2017	2018
April	521	-23
May	1,442	1,281
June	2,113	2,187
July	3,383	3,662
August	4,600	4,958
September	6,245	5,813
October	7,482	7,318
November	8,804	8,197
December	9,910	9,200
January	10,919	10,260
February	12,369	11,163
March	13,702	12,323
April	14,403	
May	14,405	
June	14,407	

QUALITY

	Quantity	Base Number	Contract	AT	Region	England
% of FP17s for the same patient ID Re-attending within 3 months - Children	283	2,640	10.7%	10.9%	11.6%	11.9%
% of FP17s for the same patient ID Re-attending within 3 months - Adults	757	5,119	14.8%	14.7%	15.4%	16.0%
% of FP17s for the same patient ID Re-attending between 3 & 9 months - Children	1,648	2,640	62.4%	57.2%	59.4%	58.3%
% of FP17s for the same patient ID Re-attending between 3 & 9 months - Adults	2,216	5,119	43.3%	48.1%	51.3%	50.3%
% of FP17s for Band 1 Urgent Courses	765	7,437	10.3%	8.7%	8.0%	9.1%
% of FP17s Relating to Free Repair or Replacements	59	7,437	0.8%	0.7%	0.8%	0.8%
% of FP17s Relating to Continuations	23	7,437	0.3%	0.9%	1.0%	1.0%
% of Patients satisfied with the dentistry they have received	4	4	N/A	91.3%	91.7%	91.5%
% of Patients satisfied with the time they had to wait for an appointment	4	4	N/A	86.9%	88.3%	87.9%

* This is based on patients treated on this contract for their most recent course of treatment. Figures in italics indicate the base number of FP17s or Patient Questionnaire responses are less than 100. N/A is shown where the base number of responses is less than 10 during the period. % is calculated as Quantity/Base number*100

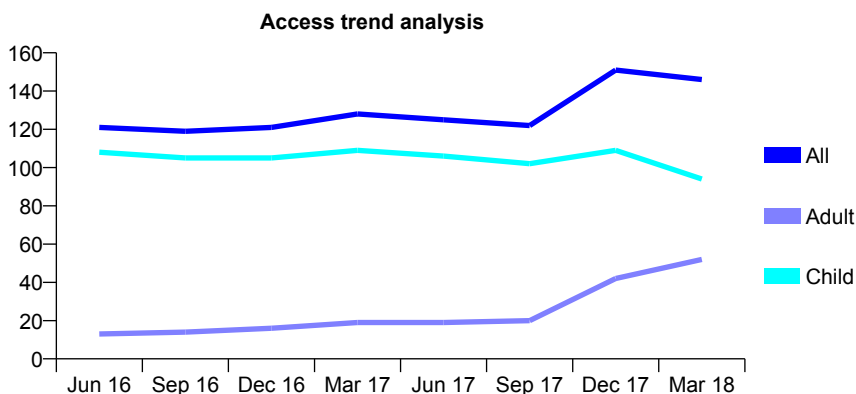
Q58 - Vital Signs At a Glance Contract Report for 824038/0001 - March 2018

Name or company name	MR R BHATIANI
Contract type name	GDS Contract
Purpose of contract	General
Contract start date	01/04/2006
Contract end date	

17/18 Contracted general activity (UDA)	275
Carry forward general activity (UDA)	0
17/18 Contracted orthodontic activity (UOA)	0
Carry forward orthodontic activity (UOA)	0
Baseline contract value	£7,095.28

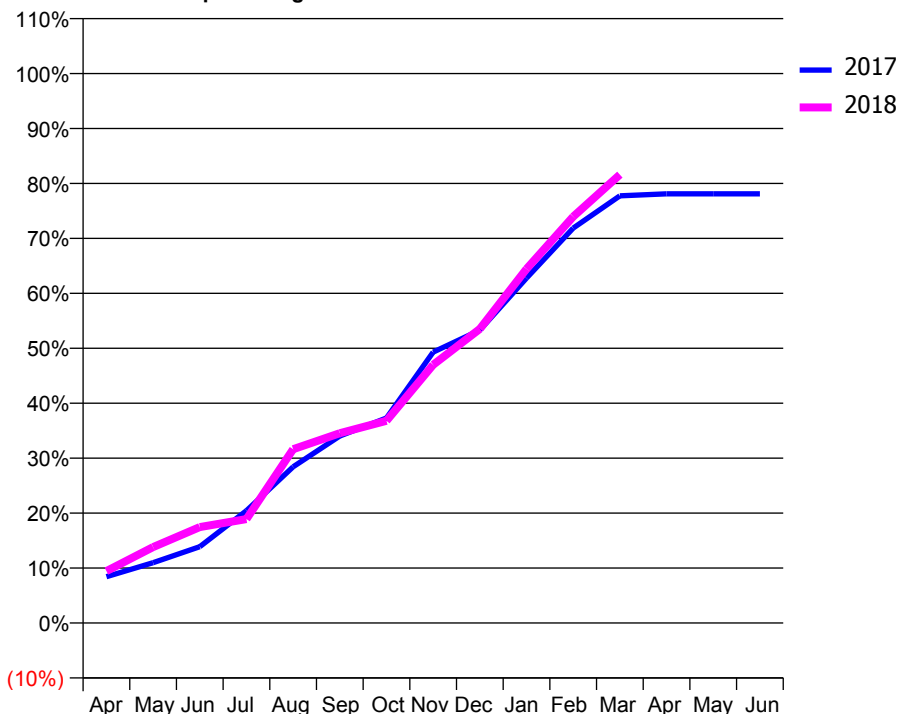
ACCESS*

Patients seen in 24 months	Total	Change since previous quarter
Quarter ending March 2017	128	
Quarter ending June 2017	125	↓
Quarter ending September 2017	122	↓
Quarter ending December 2017	151	↑
Quarter ending March 2018	146	↓
Variance since March 2017	14.1%	↑



ACTIVITY

Cumulative percentage of contracted UDA delivered 2017 & 2018



Month	Adjusted Scheduled Activity (UDA)	
	2017	2018
April	23	26
May	30	38
June	38	48
July	56	52
August	78	87
September	94	95
October	103	101
November	136	129
December	147	147
January	173	177
February	198	203
March	214	224
April	215	
May	215	
June	215	

QUALITY

	Quantity	Base Number	Contract	AT	Region	England
% of FP17s for the same patient ID Re-attending within 3 months - Children	3	124	2.4%	10.9%	11.6%	11.9%
% of FP17s for the same patient ID Re-attending within 3 months - Adults	0	47	0.0%	14.7%	15.4%	16.0%
% of FP17s for the same patient ID Re-attending between 3 & 9 months - Children	47	124	37.9%	57.2%	59.4%	58.3%
% of FP17s for the same patient ID Re-attending between 3 & 9 months - Adults	4	47	8.5%	48.1%	51.3%	50.3%
% of FP17s for Band 1 Urgent Courses	2	170	1.2%	8.7%	8.0%	9.1%
% of FP17s Relating to Free Repair or Replacements	0	170	0.0%	0.7%	0.8%	0.8%
% of FP17s Relating to Continuations	0	170	0.0%	0.9%	1.0%	1.0%
% of Patients satisfied with the dentistry they have received	0	0	N/A	91.3%	91.7%	91.5%
% of Patients satisfied with the time they had to wait for an appointment	0	0	N/A	86.9%	88.3%	87.9%

* This is based on patients treated on this contract for their most recent course of treatment. Figures in italics indicate the base number of FP17s or Patient Questionnaire responses are less than 100. N/A is shown where the base number of responses is less than 10 during the period. % is calculated as Quantity/Base number*100

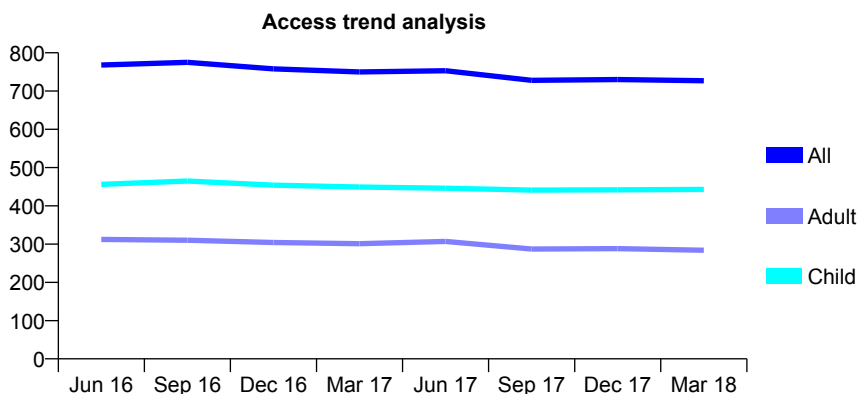
Q58 - Vital Signs At a Glance Contract Report for 825344/0001 - March 2018

Name or company name	MR K PATEL
Contract type name	GDS Contract
Purpose of contract	General
Contract start date	01/04/2006
Contract end date	

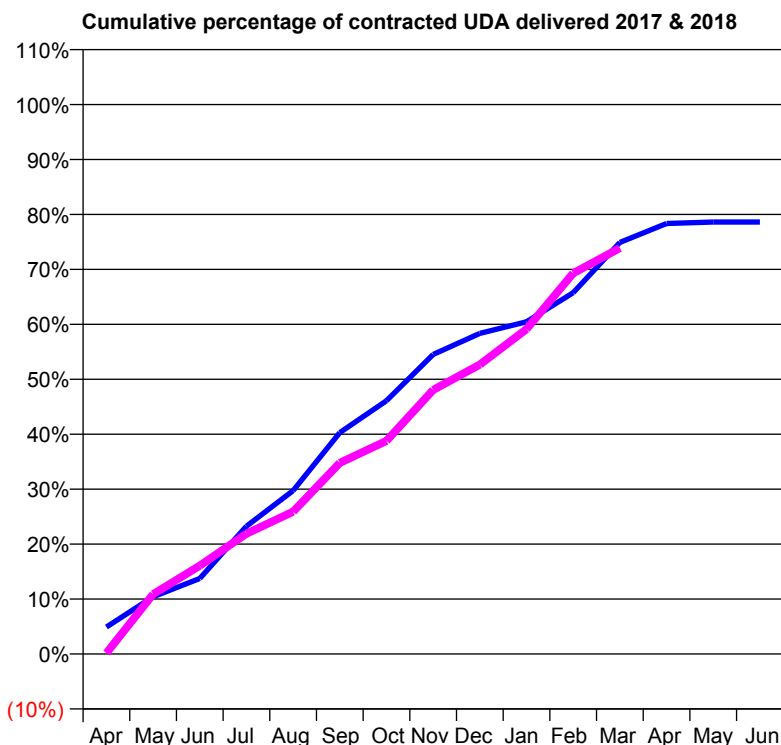
17/18 Contracted general activity (UDA)	2,800
Carry forward general activity (UDA)	0
17/18 Contracted orthodontic activity (UOA)	0
Carry forward orthodontic activity (UOA)	0
Baseline contract value	£80,851.52

ACCESS*

Patients seen in 24 months	Total	Change since previous quarter
Quarter ending March 2017	750	
Quarter ending June 2017	753	→
Quarter ending September 2017	728	↓
Quarter ending December 2017	730	→
Quarter ending March 2018	727	→
Variance since March 2017	(3.1%)	↓



ACTIVITY



Month	2017	2018
April	137	5
May	292	305
June	385	450
July	651	613
August	833	726
September	1,128	974
October	1,291	1,086
November	1,527	1,346
December	1,634	1,475
January	1,693	1,656
February	1,841	1,940
March	2,097	2,068
April	2,194	
May	2,201	
June	2,201	

QUALITY

	Quantity	Base Number	Contract	AT	Region	England
% of FP17s for the same patient ID Re-attending within 3 months - Children	46	708	6.5%	10.9%	11.6%	11.9%
% of FP17s for the same patient ID Re-attending within 3 months - Adults	51	336	15.2%	14.7%	15.4%	16.0%
% of FP17s for the same patient ID Re-attending between 3 & 9 months - Children	436	708	61.6%	57.2%	59.4%	58.3%
% of FP17s for the same patient ID Re-attending between 3 & 9 months - Adults	189	336	56.3%	48.1%	51.3%	50.3%
% of FP17s for Band 1 Urgent Courses	28	1,013	2.8%	8.7%	8.0%	9.1%
% of FP17s Relating to Free Repair or Replacements	1	1,013	0.1%	0.7%	0.8%	0.8%
% of FP17s Relating to Continuations	0	1,013	0.0%	0.9%	1.0%	1.0%
% of Patients satisfied with the dentistry they have received	0	0	N/A	91.3%	91.7%	91.5%
% of Patients satisfied with the time they had to wait for an appointment	0	0	N/A	86.9%	88.3%	87.9%

* This is based on patients treated on this contract for their most recent course of treatment. Figures in italics indicate the base number of FP17s or Patient Questionnaire responses are less than 100. N/A is shown where the base number of responses is less than 10 during the period. % is calculated as Quantity/Base number*100

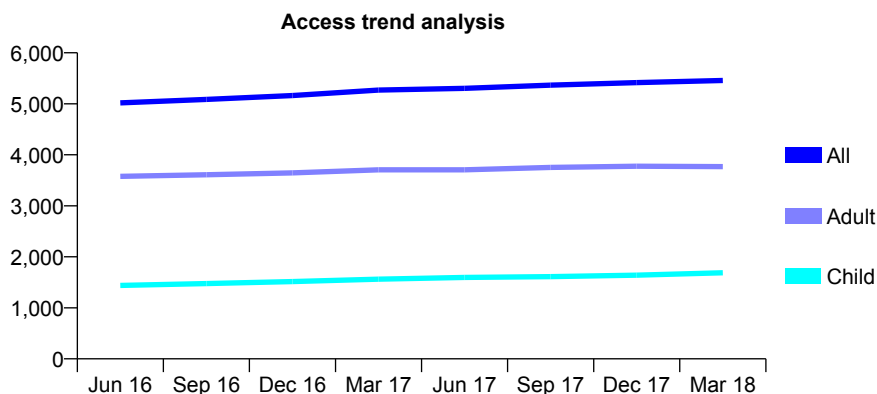
Q58 - Vital Signs At a Glance Contract Report for 825425/0001 - March 2018

Name or company name	MR S SHAH
Contract type name	GDS Contract
Purpose of contract	General
Contract start date	01/04/2006
Contract end date	

17/18 Contracted general activity (UDA)	13,962
Carry forward general activity (UDA)	-256
17/18 Contracted orthodontic activity (UOA)	0
Carry forward orthodontic activity (UOA)	0
Baseline contract value	£358,812.29

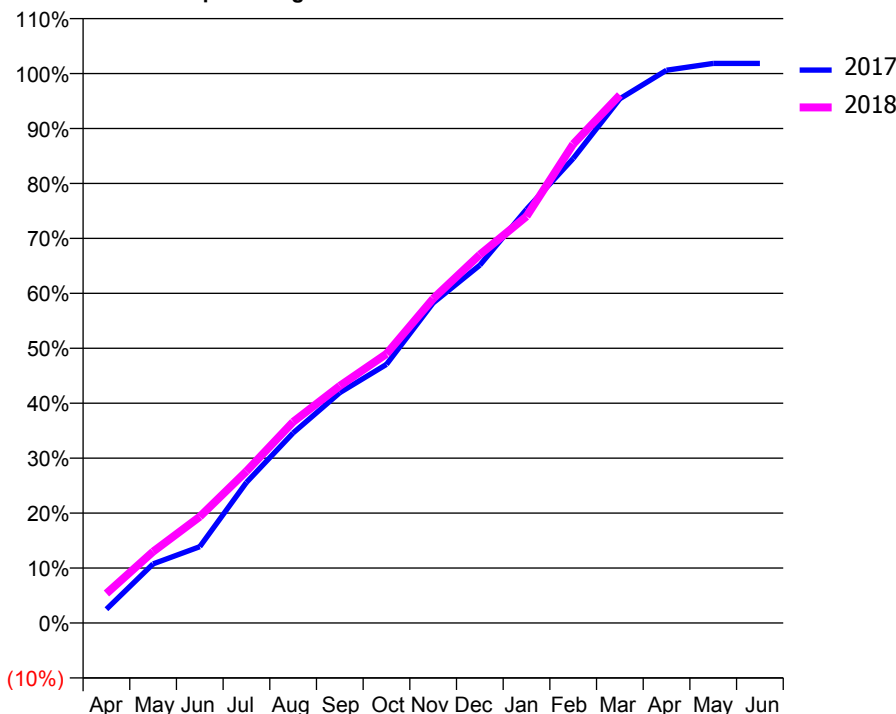
ACCESS*

Patients seen in 24 months	Total	Change since previous quarter
Quarter ending March 2017	5,269	
Quarter ending June 2017	5,303	→
Quarter ending September 2017	5,367	→
Quarter ending December 2017	5,416	→
Quarter ending March 2018	5,457	→
Variance since March 2017	3.6%	↑



ACTIVITY

Cumulative percentage of contracted UDA delivered 2017 & 2018



Month	Adjusted Scheduled Activity (UDA)	
	2017	2018
April	351	749
May	1,503	1,815
June	1,939	2,704
July	3,573	3,856
August	4,829	5,110
September	5,852	6,026
October	6,570	6,838
November	8,132	8,240
December	9,094	9,360
January	10,513	10,331
February	11,801	12,168
March	13,320	13,414
April	14,045	
May	14,218	
June	14,218	

QUALITY

	Quantity	Base Number	Contract	AT	Region	England
% of FP17s for the same patient ID Re-attending within 3 months - Children	236	2,338	10.1%	10.9%	11.6%	11.9%
% of FP17s for the same patient ID Re-attending within 3 months - Adults	880	4,534	19.4%	14.7%	15.4%	16.0%
% of FP17s for the same patient ID Re-attending between 3 & 9 months - Children	1,102	2,338	47.1%	57.2%	59.4%	58.3%
% of FP17s for the same patient ID Re-attending between 3 & 9 months - Adults	1,704	4,534	37.6%	48.1%	51.3%	50.3%
% of FP17s for Band 1 Urgent Courses	785	5,931	13.2%	8.7%	8.0%	9.1%
% of FP17s Relating to Free Repair or Replacements	33	5,931	0.6%	0.7%	0.8%	0.8%
% of FP17s Relating to Continuations	69	5,931	1.2%	0.9%	1.0%	1.0%
% of Patients satisfied with the dentistry they have received	3	4	N/A	91.3%	91.7%	91.5%
% of Patients satisfied with the time they had to wait for an appointment	3	4	N/A	86.9%	88.3%	87.9%

* This is based on patients treated on this contract for their most recent course of treatment. Figures in italics indicate the base number of FP17s or Patient Questionnaire responses are less than 100. N/A is shown where the base number of responses is less than 10 during the period. % is calculated as Quantity/Base number*100

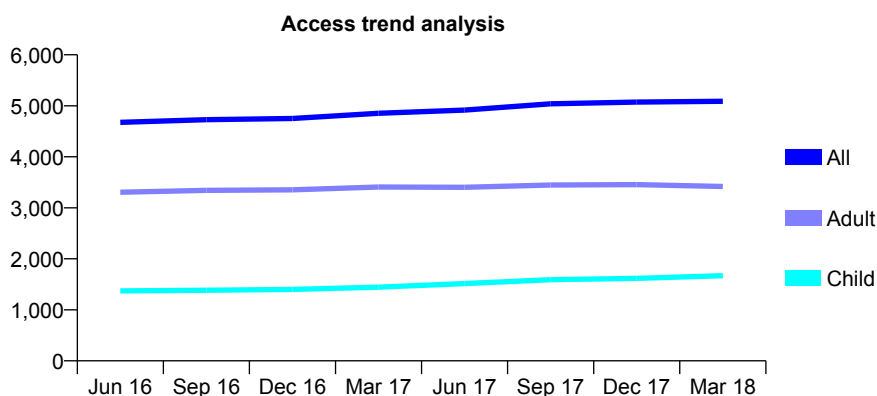
Q58 - Vital Signs At a Glance Contract Report for 825425/0002 - March 2018

Name or company name	MR S SHAH
Contract type name	GDS Contract
Purpose of contract	General
Contract start date	01/04/2006
Contract end date	

17/18 Contracted general activity (UDA)	11,095
Carry forward general activity (UDA)	-195
17/18 Contracted orthodontic activity (UOA)	0
Carry forward orthodontic activity (UOA)	0
Baseline contract value	£272,587.43

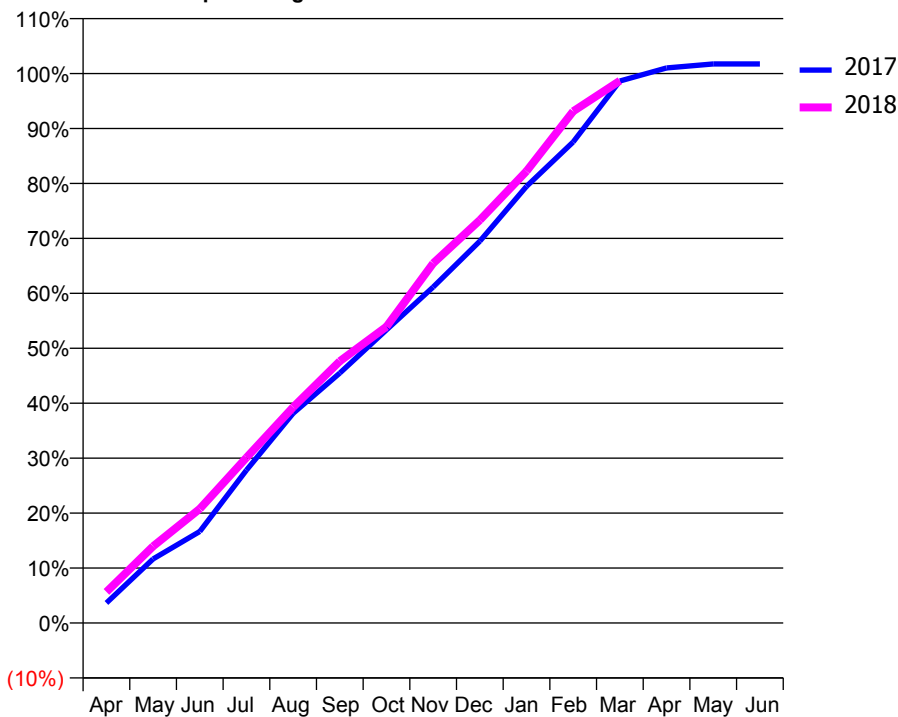
ACCESS*

Patients seen in 24 months	Total	Change since previous quarter
Quarter ending March 2017	4,853	
Quarter ending June 2017	4,917	→
Quarter ending September 2017	5,039	↑
Quarter ending December 2017	5,072	→
Quarter ending March 2018	5,088	→
Variance since March 2017	4.8%	↑



ACTIVITY

Cumulative percentage of contracted UDA delivered 2017 & 2018



Month	Adjusted Scheduled Activity (UDA)	
	2017	2018
April	405	628
May	1,295	1,549
June	1,848	2,307
July	3,086	3,339
August	4,234	4,358
September	5,047	5,287
October	5,919	5,985
November	6,784	7,263
December	7,710	8,135
January	8,815	9,123
February	9,714	10,332
March	10,943	10,948
April	11,208	
May	11,288	
June	11,289	

QUALITY

	Quantity	Base Number	Contract	AT	Region	England
% of FP17s for the same patient ID Re-attending within 3 months - Children	160	2,216	7.2%	10.9%	11.6%	11.9%
% of FP17s for the same patient ID Re-attending within 3 months - Adults	488	3,873	12.6%	14.7%	15.4%	16.0%
% of FP17s for the same patient ID Re-attending between 3 & 9 months - Children	1,097	2,216	49.5%	57.2%	59.4%	58.3%
% of FP17s for the same patient ID Re-attending between 3 & 9 months - Adults	1,620	3,873	41.8%	48.1%	51.3%	50.3%
% of FP17s for Band 1 Urgent Courses	434	5,884	7.4%	8.7%	8.0%	9.1%
% of FP17s Relating to Free Repair or Replacements	26	5,884	0.4%	0.7%	0.8%	0.8%
% of FP17s Relating to Continuations	139	5,884	2.4%	0.9%	1.0%	1.0%
% of Patients satisfied with the dentistry they have received	2	2	N/A	91.3%	91.7%	91.5%
% of Patients satisfied with the time they had to wait for an appointment	2	2	N/A	86.9%	88.3%	87.9%

* This is based on patients treated on this contract for their most recent course of treatment. Figures in italics indicate the base number of FP17s or Patient Questionnaire responses are less than 100. N/A is shown where the base number of responses is less than 10 during the period. % is calculated as Quantity/Base number*100

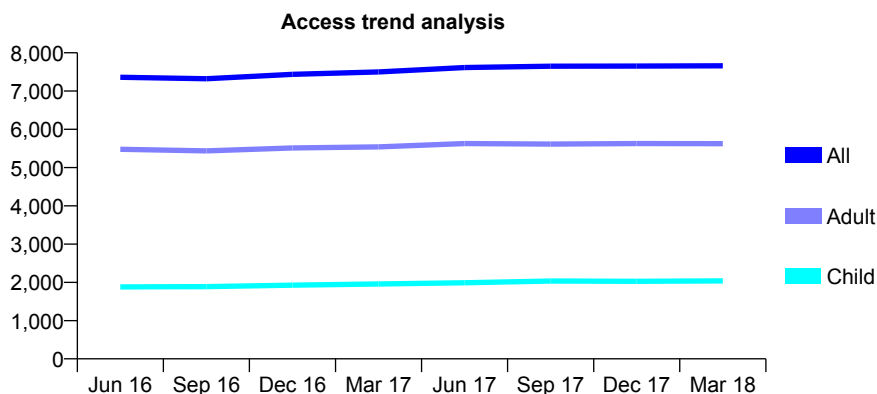
Q58 - Vital Signs At a Glance Contract Report for 825425/0003 - March 2018

Name or company name	MR S SHAH
Contract type name	GDS Contract
Purpose of contract	General
Contract start date	01/03/2013
Contract end date	

17/18 Contracted general activity (UDA)	22,140
Carry forward general activity (UDA)	-443
17/18 Contracted orthodontic activity (UOA)	0
Carry forward orthodontic activity (UOA)	0
Baseline contract value	£663,668.84

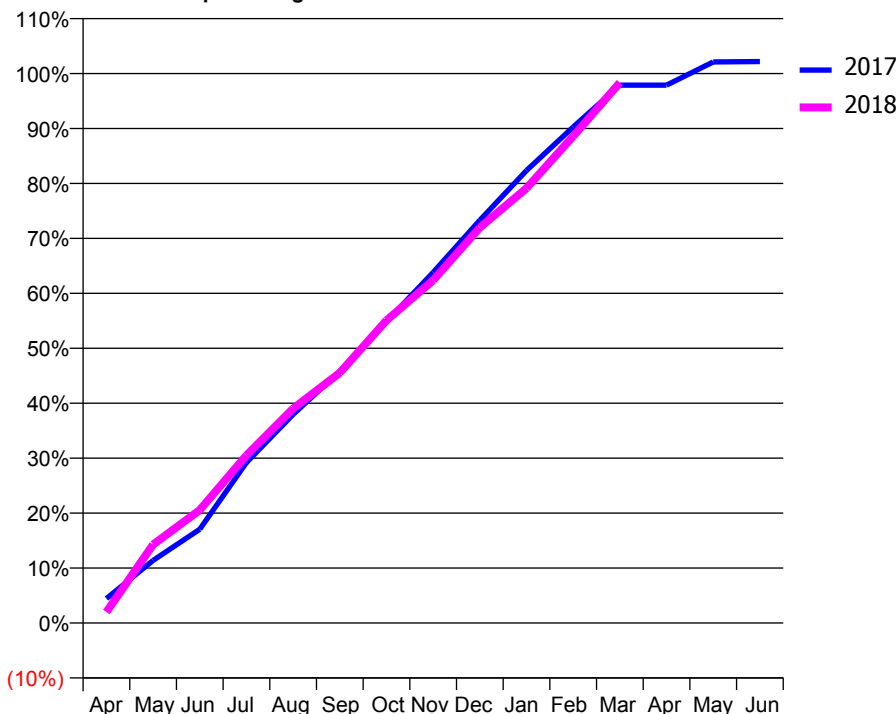
ACCESS*

Patients seen in 24 months	Total	Change since previous quarter
Quarter ending March 2017	7,499	
Quarter ending June 2017	7,615	→
Quarter ending September 2017	7,649	→
Quarter ending December 2017	7,654	→
Quarter ending March 2018	7,661	→
Variance since March 2017	2.2%	↑



ACTIVITY

Cumulative percentage of contracted UDA delivered 2017 & 2018



Month	Adjusted Scheduled Activity (UDA)	
	2017	2018
April	988	443
May	2,520	3,164
June	3,781	4,555
July	6,467	6,757
August	8,404	8,644
September	10,139	10,084
October	12,145	12,196
November	14,126	13,810
December	16,229	15,933
January	18,233	17,520
February	19,985	19,611
March	21,672	21,772
April	21,672	
May	22,608	
June	22,620	

QUALITY

	Quantity	Base Number	Contract	AT	Region	England
% of FP17s for the same patient ID Re-attending within 3 months - Children	239	2,660	9.0%	10.9%	11.6%	11.9%
% of FP17s for the same patient ID Re-attending within 3 months - Adults	1,235	6,606	18.7%	14.7%	15.4%	16.0%
% of FP17s for the same patient ID Re-attending between 3 & 9 months - Children	1,246	2,660	46.8%	57.2%	59.4%	58.3%
% of FP17s for the same patient ID Re-attending between 3 & 9 months - Adults	2,422	6,606	36.7%	48.1%	51.3%	50.3%
% of FP17s for Band 1 Urgent Courses	1,321	8,880	14.9%	8.7%	8.0%	9.1%
% of FP17s Relating to Free Repair or Replacements	26	8,880	0.3%	0.7%	0.8%	0.8%
% of FP17s Relating to Continuations	160	8,880	1.8%	0.9%	1.0%	1.0%
% of Patients satisfied with the dentistry they have received	6	6	N/A	91.3%	91.7%	91.5%
% of Patients satisfied with the time they had to wait for an appointment	6	6	N/A	86.9%	88.3%	87.9%

* This is based on patients treated on this contract for their most recent course of treatment. Figures in italics indicate the base number of FP17s or Patient Questionnaire responses are less than 100. N/A is shown where the base number of responses is less than 10 during the period. % is calculated as Quantity/Base number*100

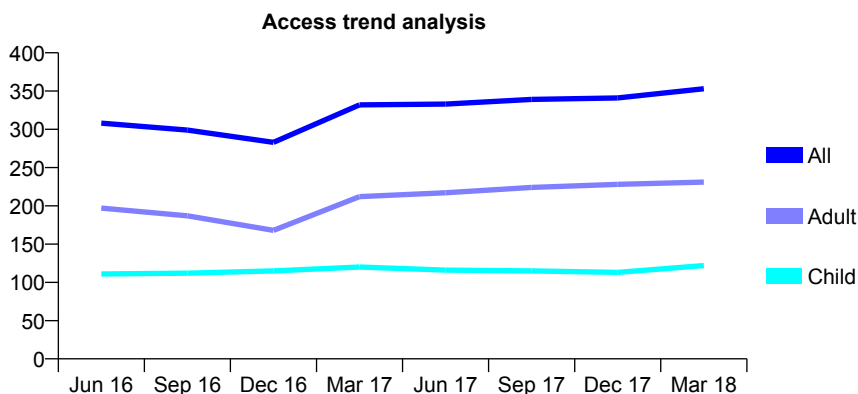
Q58 - Vital Signs At a Glance Contract Report for 825727/0001 - March 2018

Name or company name	MR R CHAUHAN
Contract type name	GDS Contract
Purpose of contract	General
Contract start date	01/04/2006
Contract end date	

17/18 Contracted general activity (UDA)	900
Carry forward general activity (UDA)	-12
17/18 Contracted orthodontic activity (UOA)	0
Carry forward orthodontic activity (UOA)	0
Baseline contract value	£29,636.77

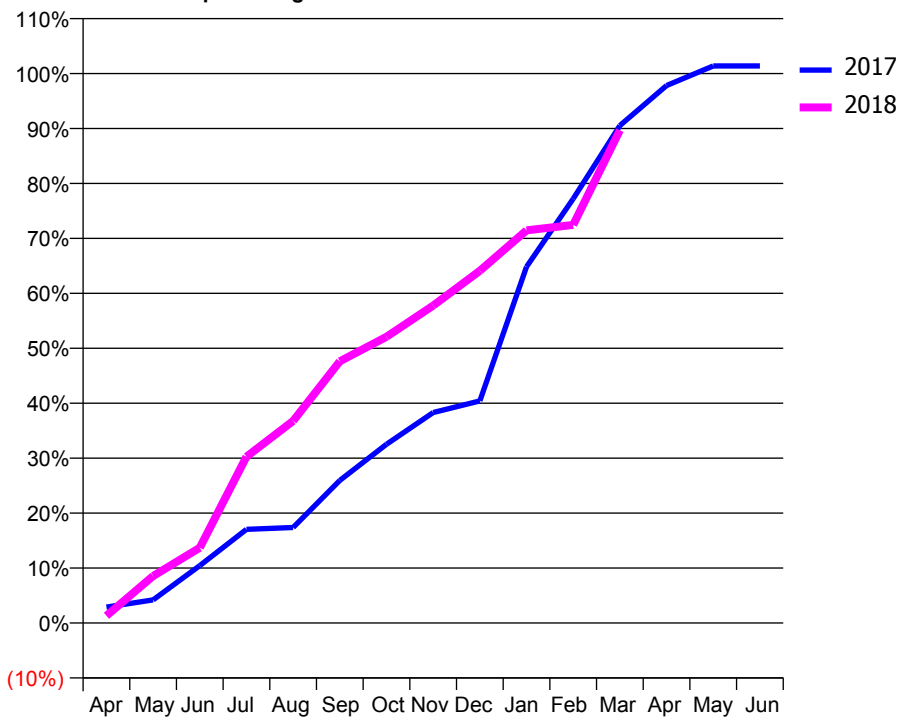
ACCESS*

Patients seen in 24 months	Total	Change since previous quarter
Quarter ending March 2017	332	
Quarter ending June 2017	333	→
Quarter ending September 2017	339	→
Quarter ending December 2017	341	→
Quarter ending March 2018	353	↑
Variance since March 2017	6.3%	↑



ACTIVITY

Cumulative percentage of contracted UDA delivered 2017 & 2018



Month	Adjusted Scheduled Activity (UDA)	
	2017	2018
April	26	12
May	38	77
June	94	123
July	153	272
August	156	331
September	234	429
October	293	469
November	345	520
December	364	577
January	583	643
February	695	652
March	815	807
April	880	
May	912	
June	912	

QUALITY

	Quantity	Base Number	Contract	AT	Region	England
% of FP17s for the same patient ID Re-attending within 3 months - Children	12	193	6.2%	10.9%	11.6%	11.9%
% of FP17s for the same patient ID Re-attending within 3 months - Adults	8	249	3.2%	14.7%	15.4%	16.0%
% of FP17s for the same patient ID Re-attending between 3 & 9 months - Children	113	193	58.5%	57.2%	59.4%	58.3%
% of FP17s for the same patient ID Re-attending between 3 & 9 months - Adults	73	249	29.3%	48.1%	51.3%	50.3%
% of FP17s for Band 1 Urgent Courses	14	399	3.5%	8.7%	8.0%	9.1%
% of FP17s Relating to Free Repair or Replacements	0	399	0.0%	0.7%	0.8%	0.8%
% of FP17s Relating to Continuations	4	399	1.0%	0.9%	1.0%	1.0%
% of Patients satisfied with the dentistry they have received	0	0	N/A	91.3%	91.7%	91.5%
% of Patients satisfied with the time they had to wait for an appointment	0	0	N/A	86.9%	88.3%	87.9%

* This is based on patients treated on this contract for their most recent course of treatment. Figures in italics indicate the base number of FP17s or Patient Questionnaire responses are less than 100. N/A is shown where the base number of responses is less than 10 during the period. % is calculated as Quantity/Base number*100

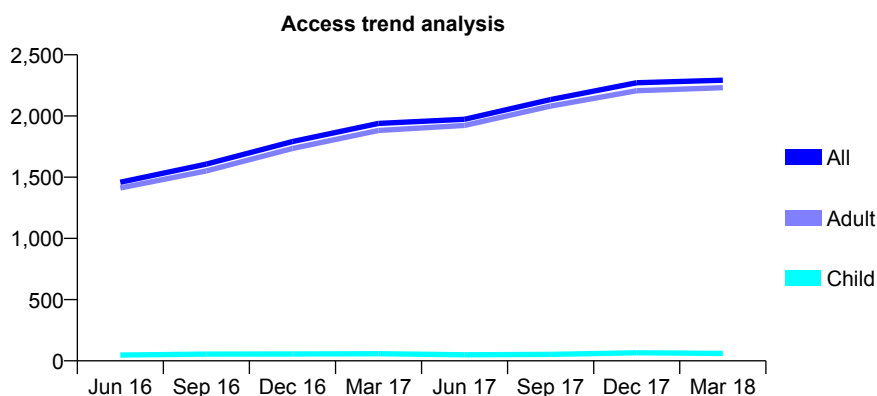
Q58 - Vital Signs At a Glance Contract Report for 825727/0002 - March 2018

Name or company name	MR R CHAUHAN
Contract type name	PDS Contract
Purpose of contract	General
Contract start date	01/11/2006
Contract end date	31/03/2018

17/18 Contracted general activity (UDA)	5,953
Carry forward general activity (UDA)	0
17/18 Contracted orthodontic activity (UOA)	0
Carry forward orthodontic activity (UOA)	0
Baseline contract value	£396,867.67

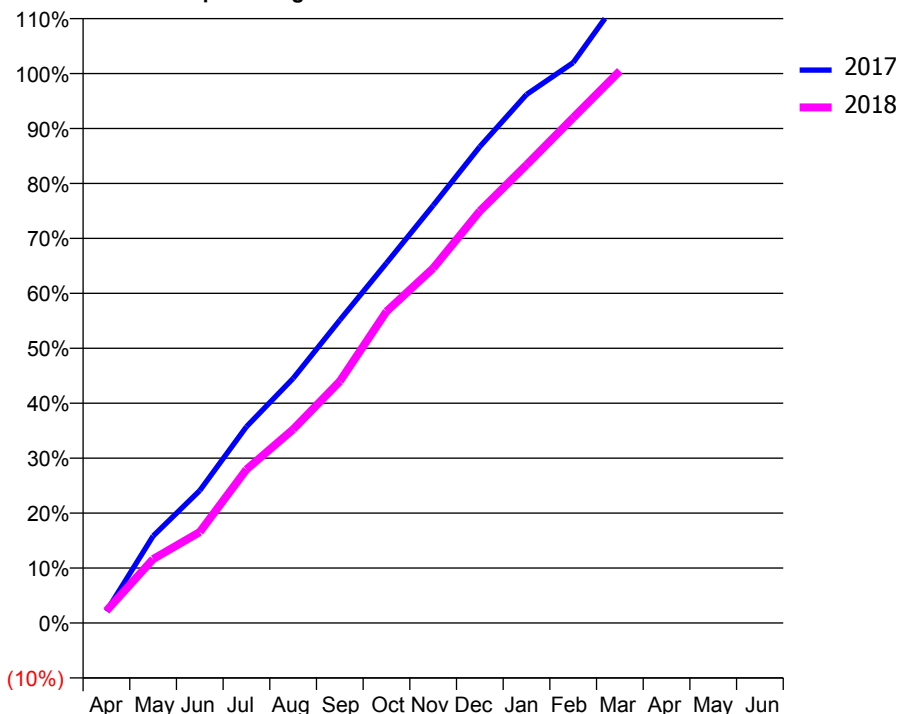
ACCESS*

Patients seen in 24 months	Total	Change since previous quarter
Quarter ending March 2017	1,940	
Quarter ending June 2017	1,973	→
Quarter ending September 2017	2,134	↑
Quarter ending December 2017	2,272	↑
Quarter ending March 2018	2,293	→
Variance since March 2017	18.2%	↑



ACTIVITY

Cumulative percentage of contracted UDA delivered 2017 & 2018



Month	Adjusted Scheduled Activity (UDA)	
	2017	2018
April	111	132
May	819	692
June	1,248	986
July	1,849	1,664
August	2,304	2,098
September	2,853	2,619
October	3,390	3,375
November	3,933	3,843
December	4,486	4,463
January	4,978	4,963
February	5,277	5,474
March	5,887	5,982
April	6,079	
May	6,067	
June	6,067	

QUALITY

	Quantity	Base Number	Contract	AT	Region	England
% of FP17s for the same patient ID Re-attending within 3 months - Children	1	82	1.2%	10.9%	11.6%	11.9%
% of FP17s for the same patient ID Re-attending within 3 months - Adults	36	2,007	1.8%	14.7%	15.4%	16.0%
% of FP17s for the same patient ID Re-attending between 3 & 9 months - Children	0	82	0.0%	57.2%	59.4%	58.3%
% of FP17s for the same patient ID Re-attending between 3 & 9 months - Adults	26	2,007	1.3%	48.1%	51.3%	50.3%
% of FP17s for Band 1 Urgent Courses	0	2,022	0.0%	8.7%	8.0%	9.1%
% of FP17s Relating to Free Repair or Replacements	0	2,022	0.0%	0.7%	0.8%	0.8%
% of FP17s Relating to Continuations	1	2,022	0.0%	0.9%	1.0%	1.0%
% of Patients satisfied with the dentistry they have received	2	2	N/A	91.3%	91.7%	91.5%
% of Patients satisfied with the time they had to wait for an appointment	2	2	N/A	86.9%	88.3%	87.9%

* This is based on patients treated on this contract for their most recent course of treatment. Figures in italics indicate the base number of FP17s or Patient Questionnaire responses are less than 100. N/A is shown where the base number of responses is less than 10 during the period. % is calculated as Quantity/Base number*100

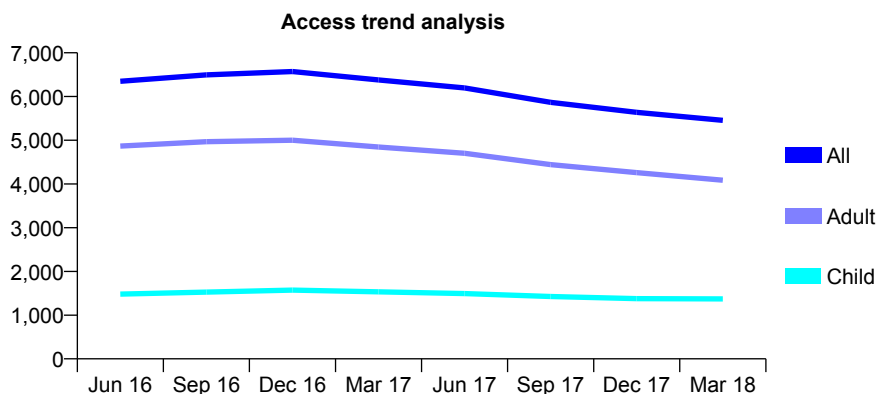
Q58 - Vital Signs At a Glance Contract Report for 826499/0001 - March 2018

Name or company name	Letchworth Dental Surgery
Contract type name	GDS Contract
Purpose of contract	General
Contract start date	01/04/2006
Contract end date	

17/18 Contracted general activity (UDA)	14,006
Carry forward general activity (UDA)	-43
17/18 Contracted orthodontic activity (UOA)	0
Carry forward orthodontic activity (UOA)	0
Baseline contract value	£365,306.48

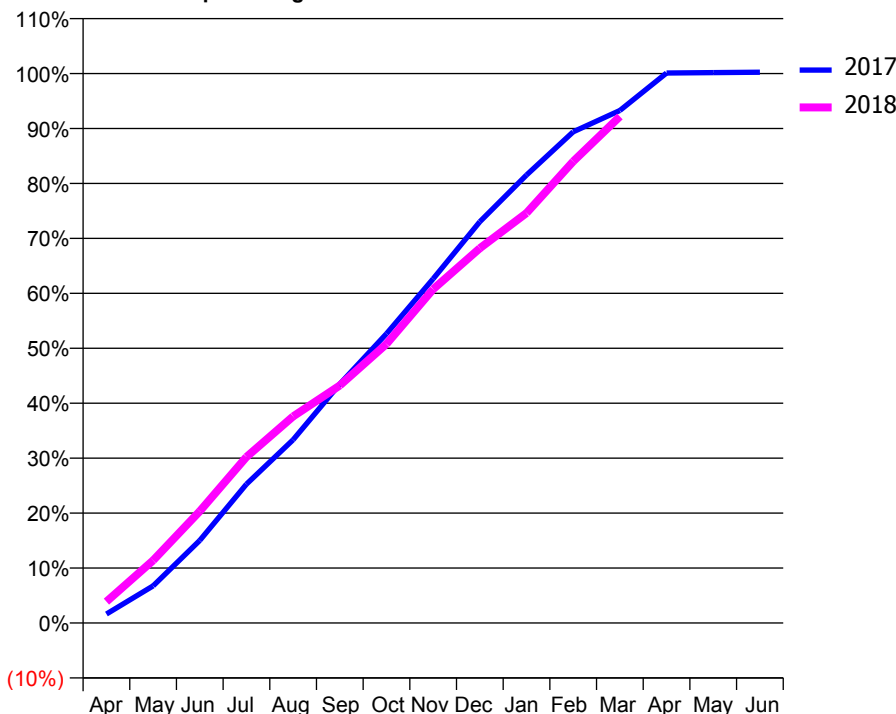
ACCESS*

Patients seen in 24 months	Total	Change since previous quarter
Quarter ending March 2017	6,378	
Quarter ending June 2017	6,195	↓
Quarter ending September 2017	5,866	↓
Quarter ending December 2017	5,637	↓
Quarter ending March 2018	5,455	↓
Variance since March 2017	(14.5%)	↓



ACTIVITY

Cumulative percentage of contracted UDA delivered 2017 & 2018



Month	Adjusted Scheduled Activity (UDA)	
	2017	2018
April	294	545
May	1,215	1,595
June	2,708	2,851
July	4,552	4,233
August	6,004	5,268
September	7,834	6,054
October	9,478	7,113
November	11,278	8,509
December	13,151	9,552
January	14,678	10,451
February	16,095	11,766
March	16,795	12,911
April	18,021	
May	18,037	
June	18,048	

QUALITY

	Quantity	Base Number	Contract	AT	Region	England
% of FP17s for the same patient ID Re-attending within 3 months - Children	83	1,339	6.2%	10.9%	11.6%	11.9%
% of FP17s for the same patient ID Re-attending within 3 months - Adults	494	4,083	12.1%	14.7%	15.4%	16.0%
% of FP17s for the same patient ID Re-attending between 3 & 9 months - Children	538	1,339	40.2%	57.2%	59.4%	58.3%
% of FP17s for the same patient ID Re-attending between 3 & 9 months - Adults	1,897	4,083	46.5%	48.1%	51.3%	50.3%
% of FP17s for Band 1 Urgent Courses	407	4,890	8.3%	8.7%	8.0%	9.1%
% of FP17s Relating to Free Repair or Replacements	69	4,890	1.4%	0.7%	0.8%	0.8%
% of FP17s Relating to Continuations	47	4,890	1.0%	0.9%	1.0%	1.0%
% of Patients satisfied with the dentistry they have received	3	4	N/A	91.3%	91.7%	91.5%
% of Patients satisfied with the time they had to wait for an appointment	4	4	N/A	86.9%	88.3%	87.9%

* This is based on patients treated on this contract for their most recent course of treatment. Figures in italics indicate the base number of FP17s or Patient Questionnaire responses are less than 100. N/A is shown where the base number of responses is less than 10 during the period. % is calculated as Quantity/Base number*100

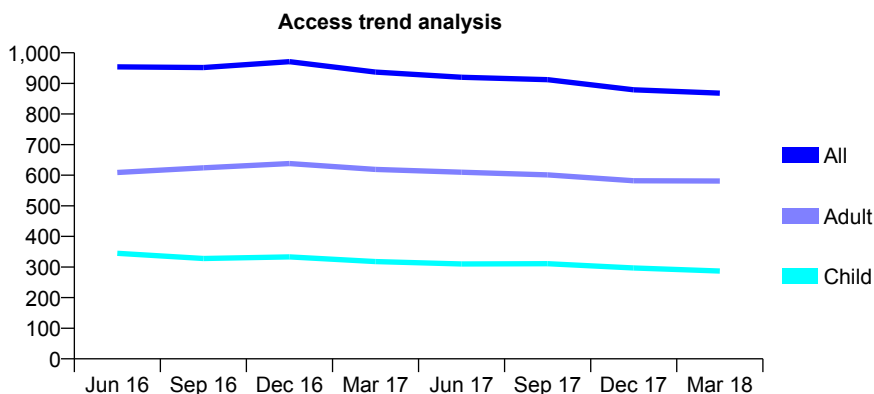
Q58 - Vital Signs At a Glance Contract Report for 829129/0001 - March 2018

Name or company name	MR SC MICHAELS
Contract type name	GDS Contract
Purpose of contract	General
Contract start date	01/04/2006
Contract end date	

17/18 Contracted general activity (UDA)	2,486
Carry forward general activity (UDA)	0
17/18 Contracted orthodontic activity (UOA)	0
Carry forward orthodontic activity (UOA)	0
Baseline contract value	£60,777.88

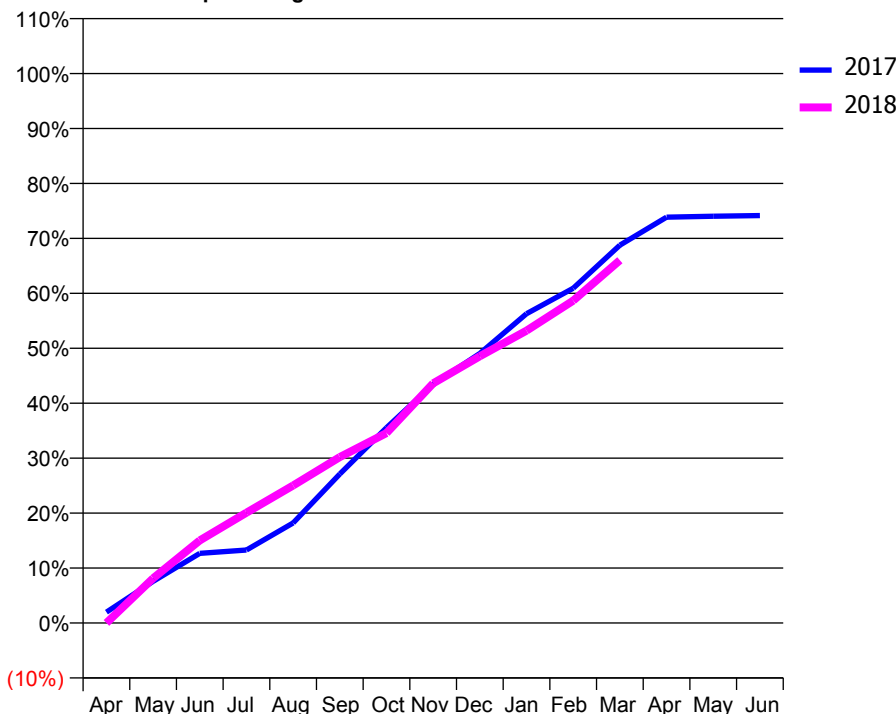
ACCESS*

Patients seen in 24 months	Total	Change since previous quarter
Quarter ending March 2017	937	
Quarter ending June 2017	920	↓
Quarter ending September 2017	912	→
Quarter ending December 2017	879	↓
Quarter ending March 2018	868	↓
Variance since March 2017	(7.4%)	↓



ACTIVITY

Cumulative percentage of contracted UDA delivered 2017 & 2018



Month	Adjusted Scheduled Activity (UDA)	
	2017	2018
April	49	0
May	188	202
June	315	374
July	330	499
August	453	622
September	674	751
October	884	859
November	1,080	1,084
December	1,220	1,207
January	1,399	1,322
February	1,515	1,458
March	1,709	1,641
April	1,836	
May	1,840	
June	1,843	

QUALITY

	Quantity	Base Number	Contract	AT	Region	England
% of FP17s for the same patient ID Re-attending within 3 months - Children	13	425	3.1%	10.9%	11.6%	11.9%
% of FP17s for the same patient ID Re-attending within 3 months - Adults	36	754	4.8%	14.7%	15.4%	16.0%
% of FP17s for the same patient ID Re-attending between 3 & 9 months - Children	300	425	70.6%	57.2%	59.4%	58.3%
% of FP17s for the same patient ID Re-attending between 3 & 9 months - Adults	511	754	67.8%	48.1%	51.3%	50.3%
% of FP17s for Band 1 Urgent Courses	57	1,112	5.1%	8.7%	8.0%	9.1%
% of FP17s Relating to Free Repair or Replacements	6	1,112	0.5%	0.7%	0.8%	0.8%
% of FP17s Relating to Continuations	0	1,112	0.0%	0.9%	1.0%	1.0%
% of Patients satisfied with the dentistry they have received	0	0	N/A	91.3%	91.7%	91.5%
% of Patients satisfied with the time they had to wait for an appointment	0	0	N/A	86.9%	88.3%	87.9%

* This is based on patients treated on this contract for their most recent course of treatment. Figures in italics indicate the base number of FP17s or Patient Questionnaire responses are less than 100. N/A is shown where the base number of responses is less than 10 during the period. % is calculated as Quantity/Base number*100

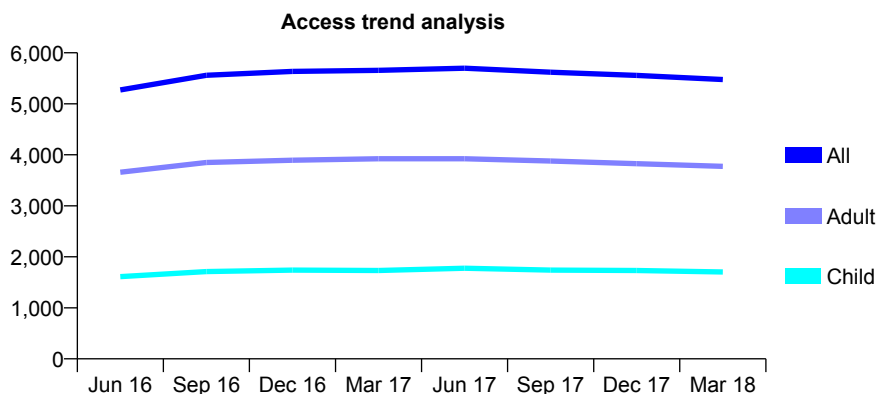
Q58 - Vital Signs At a Glance Contract Report for 835196/0001 - March 2018

Name or company name	MISS SR MUSTAFA
Contract type name	GDS Contract
Purpose of contract	General
Contract start date	01/04/2006
Contract end date	

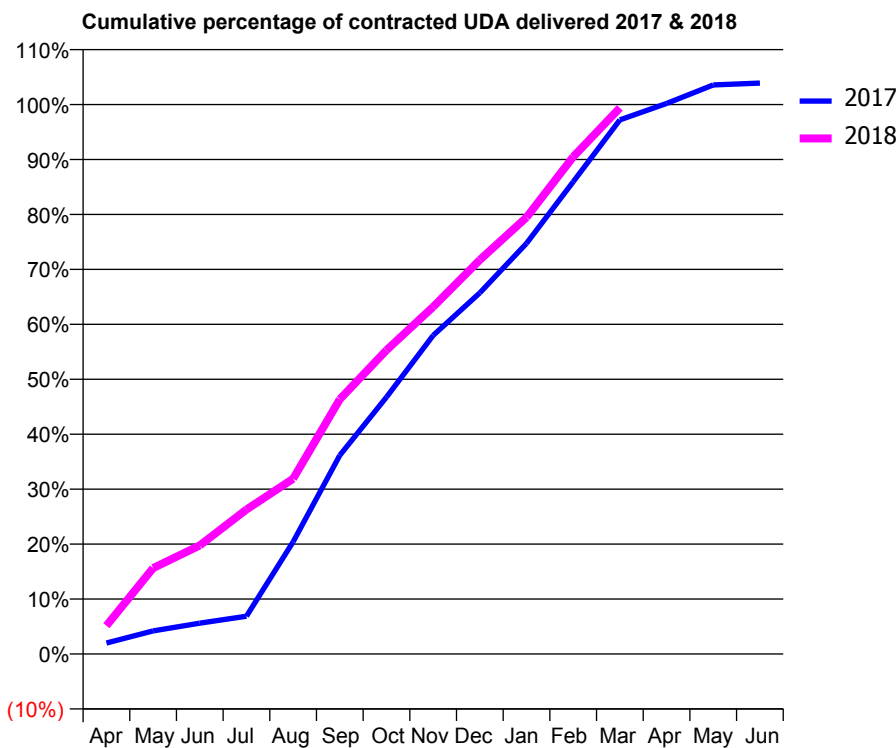
17/18 Contracted general activity (UDA)	11,319
Carry forward general activity (UDA)	-226
17/18 Contracted orthodontic activity (UOA)	0
Carry forward orthodontic activity (UOA)	0
Baseline contract value	£314,446.11

ACCESS*

Patients seen in 24 months	Total	Change since previous quarter
Quarter ending March 2017	5,655	
Quarter ending June 2017	5,699	→
Quarter ending September 2017	5,619	↓
Quarter ending December 2017	5,558	↓
Quarter ending March 2018	5,477	↓
Variance since March 2017	(3.1%)	↓



ACTIVITY



Month	Adjusted Scheduled Activity (UDA)	
	2017	2018
April	226	583
May	476	1,772
June	636	2,238
July	779	2,976
August	2,312	3,610
September	4,094	5,246
October	5,291	6,259
November	6,563	7,153
December	7,439	8,119
January	8,460	8,994
February	9,727	10,240
March	11,002	11,250
April	11,341	
May	11,721	
June	11,759	

QUALITY

	Quantity	Base Number	Contract	AT	Region	England
% of FP17s for the same patient ID Re-attending within 3 months - Children	97	1,979	4.9%	10.9%	11.6%	11.9%
% of FP17s for the same patient ID Re-attending within 3 months - Adults	635	4,421	14.4%	14.7%	15.4%	16.0%
% of FP17s for the same patient ID Re-attending between 3 & 9 months - Children	881	1,979	44.5%	57.2%	59.4%	58.3%
% of FP17s for the same patient ID Re-attending between 3 & 9 months - Adults	1,918	4,421	43.4%	48.1%	51.3%	50.3%
% of FP17s for Band 1 Urgent Courses	628	6,021	10.4%	8.7%	8.0%	9.1%
% of FP17s Relating to Free Repair or Replacements	23	6,021	0.4%	0.7%	0.8%	0.8%
% of FP17s Relating to Continuations	20	6,021	0.3%	0.9%	1.0%	1.0%
% of Patients satisfied with the dentistry they have received	2	2	N/A	91.3%	91.7%	91.5%
% of Patients satisfied with the time they had to wait for an appointment	2	2	N/A	86.9%	88.3%	87.9%

* This is based on patients treated on this contract for their most recent course of treatment. Figures in italics indicate the base number of FP17s or Patient Questionnaire responses are less than 100. N/A is shown where the base number of responses is less than 10 during the period. % is calculated as Quantity/Base number*100

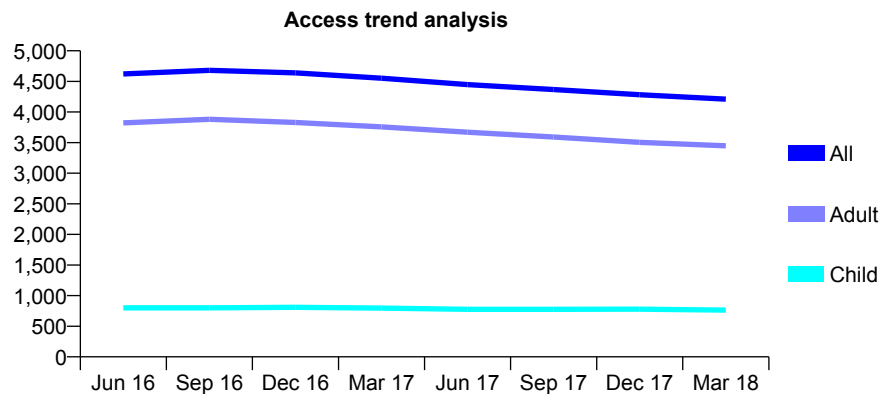
Q58 - Vital Signs At a Glance Contract Report for 836346/0001 - March 2018

Name or company name	Mr A. & N. Badiani
Contract type name	GDS Contract
Purpose of contract	General
Contract start date	01/04/2006
Contract end date	

17/18 Contracted general activity (UDA)	10,000
Carry forward general activity (UDA)	329
17/18 Contracted orthodontic activity (UOA)	0
Carry forward orthodontic activity (UOA)	0
Baseline contract value	£230,202.80

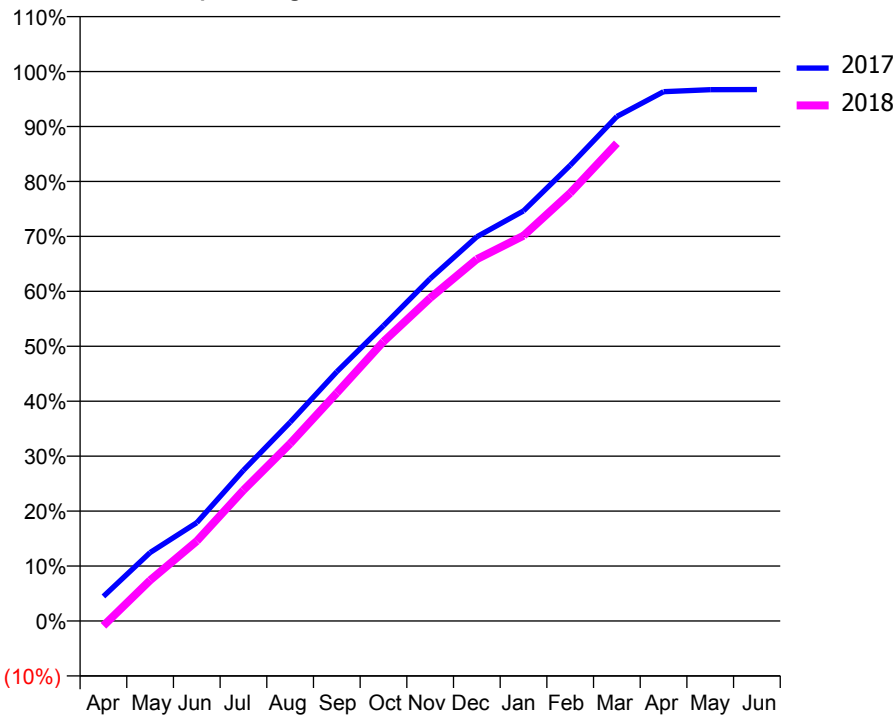
ACCESS*

Patients seen in 24 months	Total	Change since previous quarter
Quarter ending March 2017	4,553	
Quarter ending June 2017	4,447	↓
Quarter ending September 2017	4,368	↓
Quarter ending December 2017	4,282	↓
Quarter ending March 2018	4,210	↓
Variance since March 2017	(7.5%)	↓



ACTIVITY

Cumulative percentage of contracted UDA delivered 2017 & 2018



Month	Adjusted Scheduled Activity (UDA)	
	2017	2018
April	447	-88
May	1,245	740
June	1,790	1,456
July	2,742	2,381
August	3,616	3,228
September	4,537	4,152
October	5,374	5,085
November	6,230	5,878
December	6,992	6,585
January	7,464	7,012
February	8,292	7,788
March	9,181	8,694
April	9,632	
May	9,669	
June	9,672	

QUALITY

	Quantity	Base Number	Contract	AT	Region	England
% of FP17s for the same patient ID Re-attending within 3 months - Children	44	1,048	4.2%	10.9%	11.6%	11.9%
% of FP17s for the same patient ID Re-attending within 3 months - Adults	606	4,803	12.6%	14.7%	15.4%	16.0%
% of FP17s for the same patient ID Re-attending between 3 & 9 months - Children	621	1,048	59.3%	57.2%	59.4%	58.3%
% of FP17s for the same patient ID Re-attending between 3 & 9 months - Adults	2,384	4,803	49.6%	48.1%	51.3%	50.3%
% of FP17s for Band 1 Urgent Courses	840	5,597	15.0%	8.7%	8.0%	9.1%
% of FP17s Relating to Free Repair or Replacements	12	5,597	0.2%	0.7%	0.8%	0.8%
% of FP17s Relating to Continuations	5	5,597	0.1%	0.9%	1.0%	1.0%
% of Patients satisfied with the dentistry they have received	10	10	100.0%	91.3%	91.7%	91.5%
% of Patients satisfied with the time they had to wait for an appointment	10	10	100.0%	86.9%	88.3%	87.9%

* This is based on patients treated on this contract for their most recent course of treatment. Figures in italics indicate the base number of FP17s or Patient Questionnaire responses are less than 100. N/A is shown where the base number of responses is less than 10 during the period. % is calculated as Quantity/Base number*100

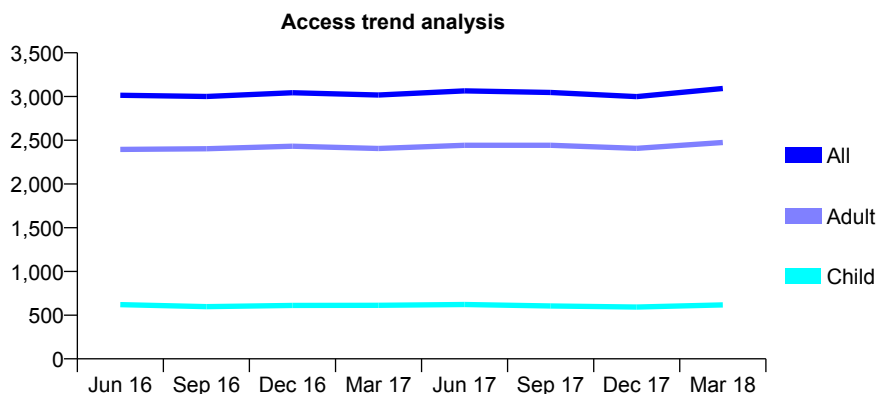
Q58 - Vital Signs At a Glance Contract Report for 846635/0002 - March 2018

Name or company name	MR D GHAMARI SAIR
Contract type name	GDS Contract
Purpose of contract	General
Contract start date	01/08/2011
Contract end date	

17/18 Contracted general activity (UDA)	8,217
Carry forward general activity (UDA)	-73
17/18 Contracted orthodontic activity (UOA)	0
Carry forward orthodontic activity (UOA)	0
Baseline contract value	£265,083.55

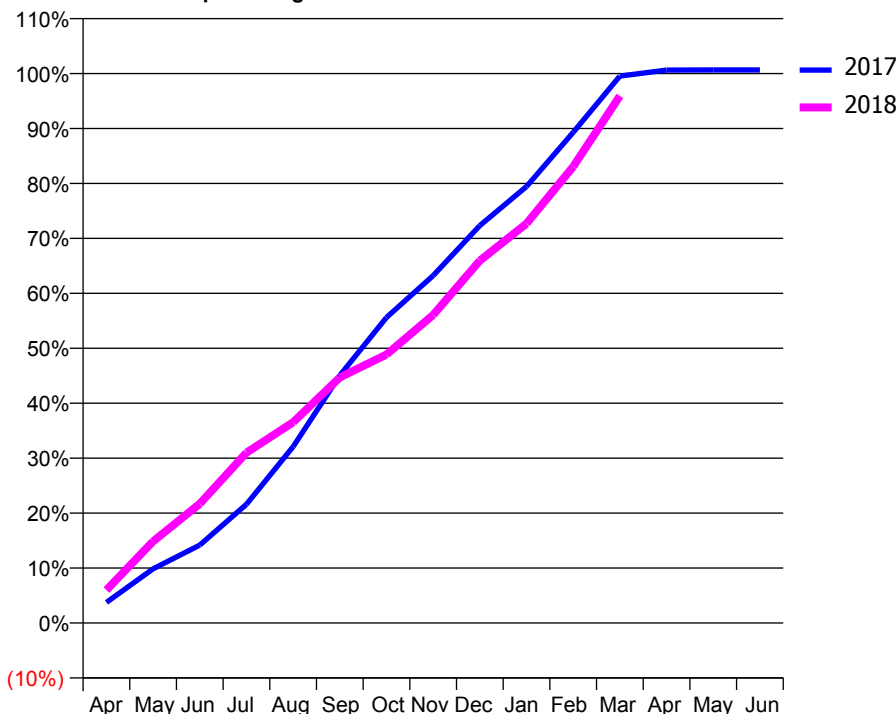
ACCESS*

Patients seen in 24 months	Total	Change since previous quarter
Quarter ending March 2017	3,018	
Quarter ending June 2017	3,065	→
Quarter ending September 2017	3,047	→
Quarter ending December 2017	2,999	↓
Quarter ending March 2018	3,092	↑
Variance since March 2017	2.5%	↑



ACTIVITY

Cumulative percentage of contracted UDA delivered 2017 & 2018



Adjusted Scheduled Activity (UDA)

Month	2017	2018
April	307	493
May	811	1,221
June	1,166	1,785
July	1,776	2,548
August	2,637	3,001
September	3,702	3,672
October	4,569	4,014
November	5,196	4,607
December	5,942	5,418
January	6,527	5,974
February	7,336	6,824
March	8,178	7,881
April	8,268	
May	8,269	
June	8,269	

QUALITY

	Quantity	Base Number	Contract	AT	Region	England
% of FP17s for the same patient ID Re-attending within 3 months - Children	92	955	9.6%	10.9%	11.6%	11.9%
% of FP17s for the same patient ID Re-attending within 3 months - Adults	461	3,011	15.3%	14.7%	15.4%	16.0%
% of FP17s for the same patient ID Re-attending between 3 & 9 months - Children	504	955	52.8%	57.2%	59.4%	58.3%
% of FP17s for the same patient ID Re-attending between 3 & 9 months - Adults	1,302	3,011	43.2%	48.1%	51.3%	50.3%
% of FP17s for Band 1 Urgent Courses	590	3,926	15.0%	8.7%	8.0%	9.1%
% of FP17s Relating to Free Repair or Replacements	12	3,926	0.3%	0.7%	0.8%	0.8%
% of FP17s Relating to Continuations	11	3,926	0.3%	0.9%	1.0%	1.0%
% of Patients satisfied with the dentistry they have received	2	2	N/A	91.3%	91.7%	91.5%
% of Patients satisfied with the time they had to wait for an appointment	2	2	N/A	86.9%	88.3%	87.9%

* This is based on patients treated on this contract for their most recent course of treatment. Figures in italics indicate the base number of FP17s or Patient Questionnaire responses are less than 100. N/A is shown where the base number of responses is less than 10 during the period. % is calculated as Quantity/Base number*100

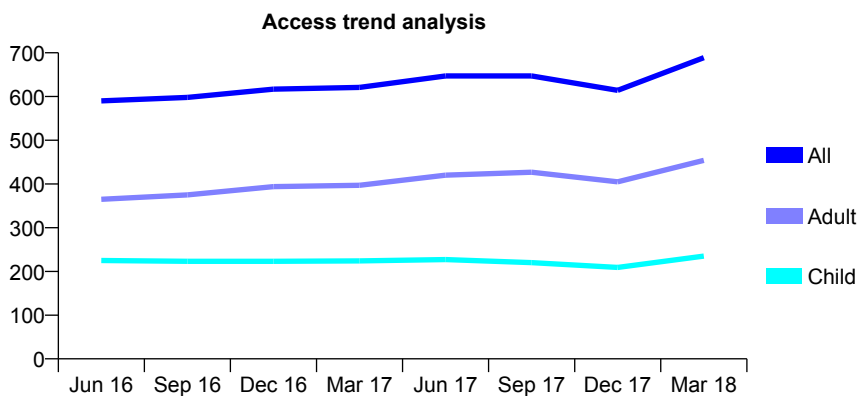
Q58 - Vital Signs At a Glance Contract Report for 852872/0001 - March 2018

Name or company name	MR RK VARMA
Contract type name	GDS Contract
Purpose of contract	General
Contract start date	01/04/2006
Contract end date	

17/18 Contracted general activity (UDA)	1,916
Carry forward general activity (UDA)	0
17/18 Contracted orthodontic activity (UOA)	0
Carry forward orthodontic activity (UOA)	0
Baseline contract value	£44,749.76

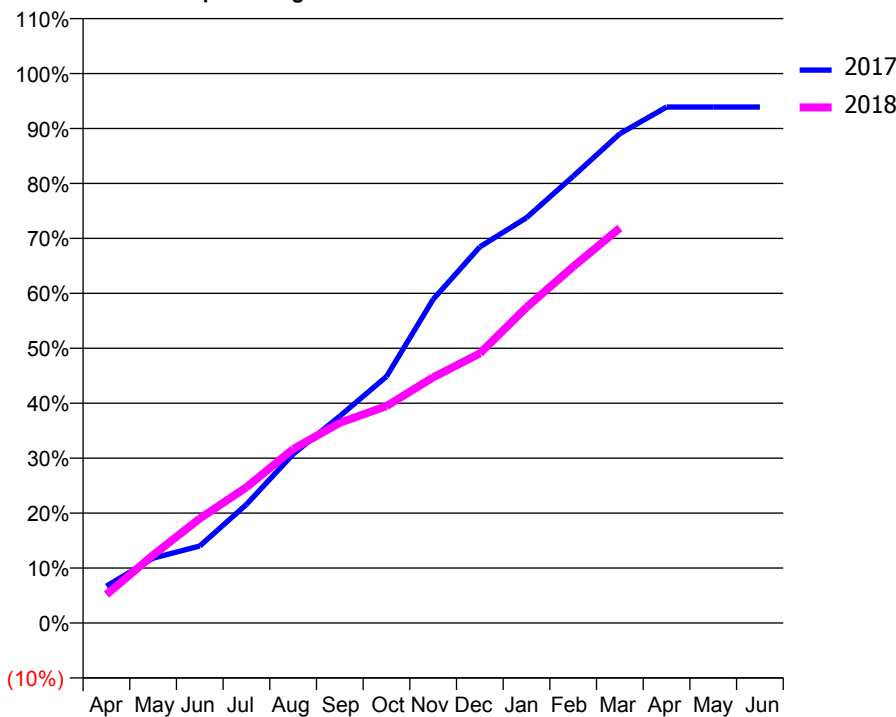
ACCESS*

Patients seen in 24 months	Total	Change since previous quarter
Quarter ending March 2017	621	
Quarter ending June 2017	647	↑
Quarter ending September 2017	647	→
Quarter ending December 2017	614	↓
Quarter ending March 2018	689	↑
Variance since March 2017	11.0%	↑



ACTIVITY

Cumulative percentage of contracted UDA delivered 2017 & 2018



Month	Adjusted Scheduled Activity (UDA)	
	2017	2018
April	128	99
May	226	237
June	268	364
July	414	474
August	589	606
September	722	698
October	859	756
November	1,129	857
December	1,311	940
January	1,413	1,101
February	1,558	1,243
March	1,706	1,377
April	1,799	
May	1,799	
June	1,799	

QUALITY

	Quantity	Base Number	Contract	AT	Region	England
% of FP17s for the same patient ID Re-attending within 3 months - Children	21	402	5.2%	10.9%	11.6%	11.9%
% of FP17s for the same patient ID Re-attending within 3 months - Adults	63	623	10.1%	14.7%	15.4%	16.0%
% of FP17s for the same patient ID Re-attending between 3 & 9 months - Children	244	402	60.7%	57.2%	59.4%	58.3%
% of FP17s for the same patient ID Re-attending between 3 & 9 months - Adults	348	623	55.9%	48.1%	51.3%	50.3%
% of FP17s for Band 1 Urgent Courses	52	992	5.2%	8.7%	8.0%	9.1%
% of FP17s Relating to Free Repair or Replacements	0	992	0.0%	0.7%	0.8%	0.8%
% of FP17s Relating to Continuations	2	992	0.2%	0.9%	1.0%	1.0%
% of Patients satisfied with the dentistry they have received	1	1	N/A	91.3%	91.7%	91.5%
% of Patients satisfied with the time they had to wait for an appointment	1	1	N/A	86.9%	88.3%	87.9%

* This is based on patients treated on this contract for their most recent course of treatment. Figures in italics indicate the base number of FP17s or Patient Questionnaire responses are less than 100. N/A is shown where the base number of responses is less than 10 during the period. % is calculated as Quantity/Base number*100

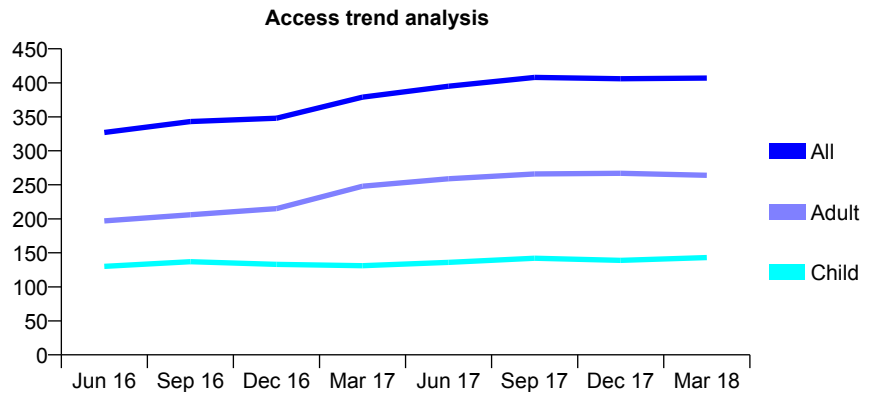
Q58 - Vital Signs At a Glance Contract Report for 854336/0001 - March 2018

Name or company name	MRS N WATERFALL
Contract type name	GDS Contract
Purpose of contract	General
Contract start date	01/06/2012
Contract end date	

17/18 Contracted general activity (UDA)	936
Carry forward general activity (UDA)	17
17/18 Contracted orthodontic activity (UOA)	0
Carry forward orthodontic activity (UOA)	0
Baseline contract value	£25,199.61

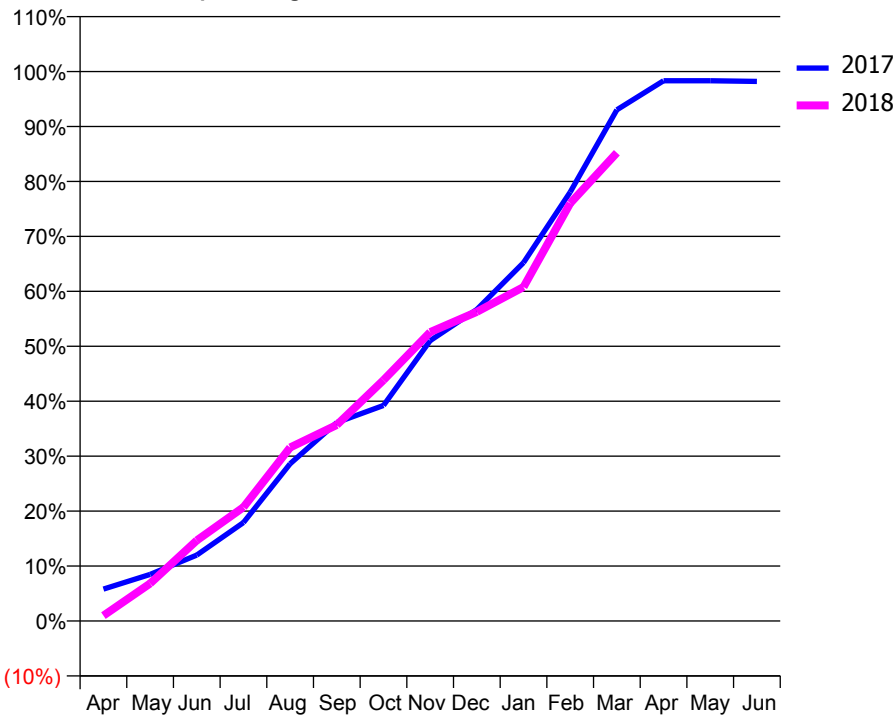
ACCESS*

Patients seen in 24 months	Total	Change since previous quarter
Quarter ending March 2017	379	
Quarter ending June 2017	395	↑
Quarter ending September 2017	408	↑
Quarter ending December 2017	406	→
Quarter ending March 2018	407	→
Variance since March 2017	7.4%	↑



ACTIVITY

Cumulative percentage of contracted UDA delivered 2017 & 2018



Month	Adjusted Scheduled Activity (UDA)	
	2017	2018
April	54	9
May	79	64
June	112	137
July	168	194
August	268	296
September	338	334
October	367	410
November	478	492
December	531	527
January	610	569
February	731	712
March	871	798
April	920	
May	920	
June	919	

QUALITY

	Quantity	Base Number	Contract	AT	Region	England
% of FP17s for the same patient ID Re-attending within 3 months - Children	12	231	5.2%	10.9%	11.6%	11.9%
% of FP17s for the same patient ID Re-attending within 3 months - Adults	36	338	10.7%	14.7%	15.4%	16.0%
% of FP17s for the same patient ID Re-attending between 3 & 9 months - Children	161	231	69.7%	57.2%	59.4%	58.3%
% of FP17s for the same patient ID Re-attending between 3 & 9 months - Adults	193	338	57.1%	48.1%	51.3%	50.3%
% of FP17s for Band 1 Urgent Courses	35	538	6.5%	8.7%	8.0%	9.1%
% of FP17s Relating to Free Repair or Replacements	2	538	0.4%	0.7%	0.8%	0.8%
% of FP17s Relating to Continuations	0	538	0.0%	0.9%	1.0%	1.0%
% of Patients satisfied with the dentistry they have received	0	0	N/A	91.3%	91.7%	91.5%
% of Patients satisfied with the time they had to wait for an appointment	0	0	N/A	86.9%	88.3%	87.9%

* This is based on patients treated on this contract for their most recent course of treatment. Figures in italics indicate the base number of FP17s or Patient Questionnaire responses are less than 100. N/A is shown where the base number of responses is less than 10 during the period. % is calculated as Quantity/Base number*100

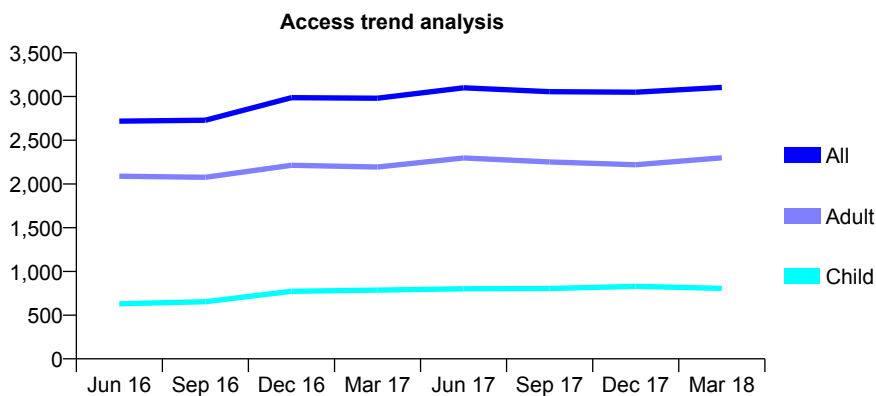
Q58 - Vital Signs At a Glance Contract Report for 856177/0001 - March 2018

Name or company name	MR PK BANERJEE
Contract type name	GDS Contract
Purpose of contract	General
Contract start date	01/06/2012
Contract end date	

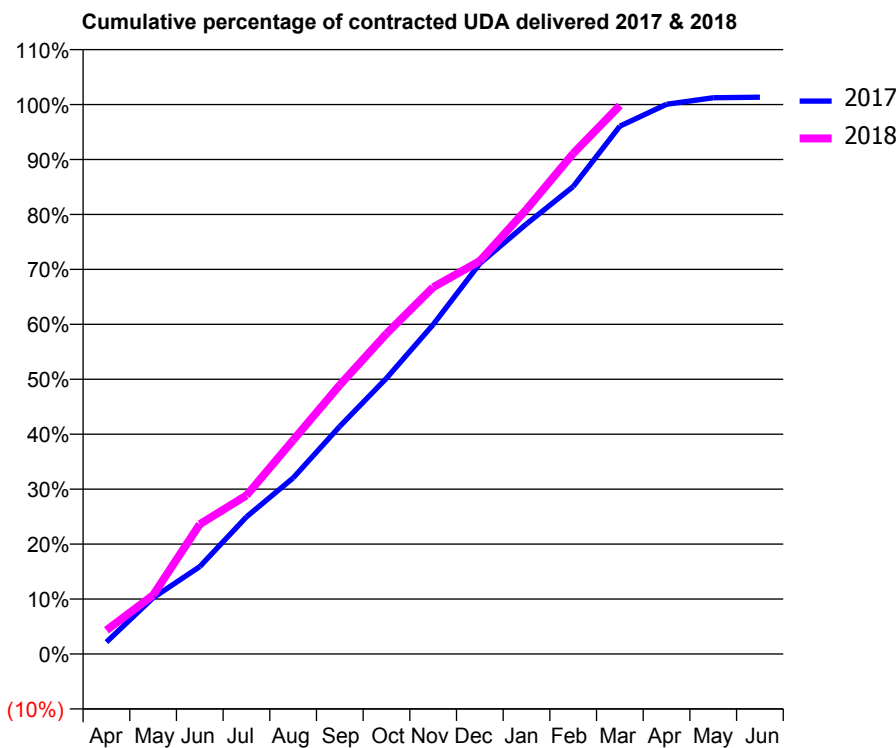
17/18 Contracted general activity (UDA)	8,446
Carry forward general activity (UDA)	-111
17/18 Contracted orthodontic activity (UOA)	0
Carry forward orthodontic activity (UOA)	0
Baseline contract value	£179,115.45

ACCESS*

Patients seen in 24 months	Total	Change since previous quarter
Quarter ending March 2017	2,980	
Quarter ending June 2017	3,100	↑
Quarter ending September 2017	3,056	↓
Quarter ending December 2017	3,049	→
Quarter ending March 2018	3,105	→
Variance since March 2017	4.2%	↑



ACTIVITY



Month	Adjusted Scheduled Activity (UDA)	
	2017	2018
April	184	366
May	863	904
June	1,344	1,995
July	2,108	2,437
August	2,706	3,286
September	3,500	4,136
October	4,240	4,924
November	5,064	5,638
December	6,002	6,040
January	6,610	6,834
February	7,184	7,693
March	8,113	8,430
April	8,449	
May	8,549	
June	8,557	

QUALITY

	Quantity	Base Number	Contract	AT	Region	England
% of FP17s for the same patient ID Re-attending within 3 months - Children	62	1,077	5.8%	10.9%	11.6%	11.9%
% of FP17s for the same patient ID Re-attending within 3 months - Adults	436	2,825	15.4%	14.7%	15.4%	16.0%
% of FP17s for the same patient ID Re-attending between 3 & 9 months - Children	351	1,077	32.6%	57.2%	59.4%	58.3%
% of FP17s for the same patient ID Re-attending between 3 & 9 months - Adults	832	2,825	29.5%	48.1%	51.3%	50.3%
% of FP17s for Band 1 Urgent Courses	414	3,716	11.1%	8.7%	8.0%	9.1%
% of FP17s Relating to Free Repair or Replacements	33	3,716	0.9%	0.7%	0.8%	0.8%
% of FP17s Relating to Continuations	52	3,716	1.4%	0.9%	1.0%	1.0%
% of Patients satisfied with the dentistry they have received	4	6	N/A	91.3%	91.7%	91.5%
% of Patients satisfied with the time they had to wait for an appointment	4	6	N/A	86.9%	88.3%	87.9%

* This is based on patients treated on this contract for their most recent course of treatment. Figures in italics indicate the base number of FP17s or Patient Questionnaire responses are less than 100. N/A is shown where the base number of responses is less than 10 during the period. % is calculated as Quantity/Base number*100

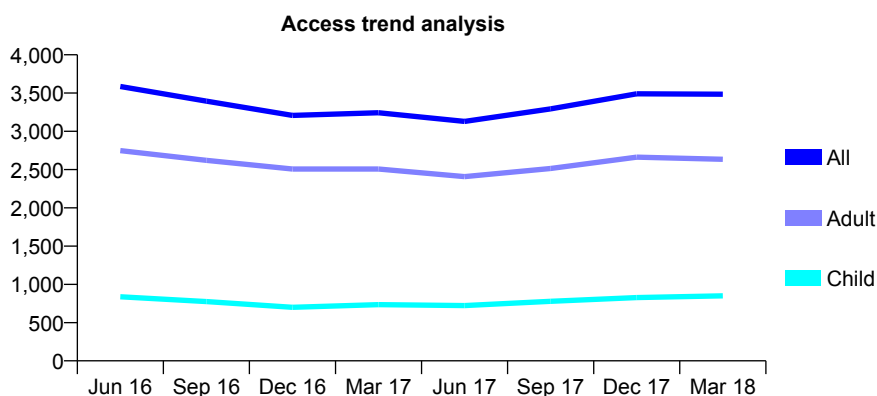
Q58 - Vital Signs At a Glance Contract Report for 856177/0002 - March 2018

Name or company name	MR PK BANERJEE
Contract type name	GDS Contract
Purpose of contract	General
Contract start date	01/06/2012
Contract end date	

17/18 Contracted general activity (UDA)	10,003
Carry forward general activity (UDA)	-51
17/18 Contracted orthodontic activity (UOA)	0
Carry forward orthodontic activity (UOA)	0
Baseline contract value	£219,957.06

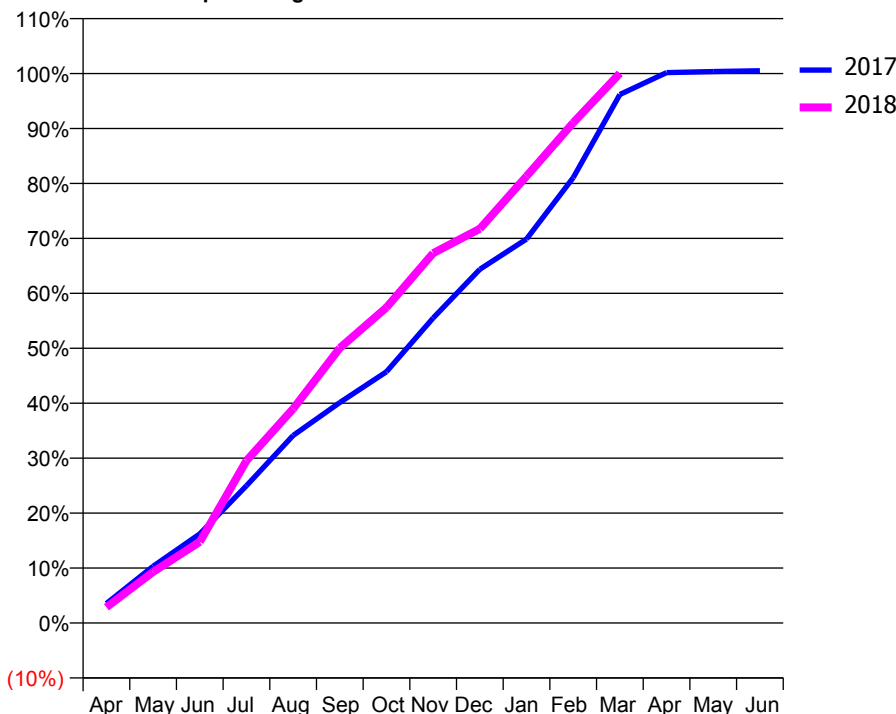
ACCESS*

Patients seen in 24 months	Total	Change since previous quarter
Quarter ending March 2017	3,243	
Quarter ending June 2017	3,130	↓
Quarter ending September 2017	3,293	↑
Quarter ending December 2017	3,490	↑
Quarter ending March 2018	3,485	→
Variance since March 2017	7.5%	↑



ACTIVITY

Cumulative percentage of contracted UDA delivered 2017 & 2018



Month	Adjusted Scheduled Activity (UDA)	
	2017	2018
April	355	287
May	1,033	932
June	1,623	1,477
July	2,499	2,955
August	3,415	3,900
September	4,014	5,006
October	4,574	5,744
November	5,554	6,732
December	6,438	7,177
January	6,989	8,133
February	8,106	9,107
March	9,620	10,007
April	10,020	
May	10,040	
June	10,054	

QUALITY

	Quantity	Base Number	Contract	AT	Region	England
% of FP17s for the same patient ID Re-attending within 3 months - Children	62	1,084	5.7%	10.9%	11.6%	11.9%
% of FP17s for the same patient ID Re-attending within 3 months - Adults	466	3,167	14.7%	14.7%	15.4%	16.0%
% of FP17s for the same patient ID Re-attending between 3 & 9 months - Children	347	1,084	32.0%	57.2%	59.4%	58.3%
% of FP17s for the same patient ID Re-attending between 3 & 9 months - Adults	850	3,167	26.8%	48.1%	51.3%	50.3%
% of FP17s for Band 1 Urgent Courses	421	4,101	10.3%	8.7%	8.0%	9.1%
% of FP17s Relating to Free Repair or Replacements	33	4,101	0.8%	0.7%	0.8%	0.8%
% of FP17s Relating to Continuations	50	4,101	1.2%	0.9%	1.0%	1.0%
% of Patients satisfied with the dentistry they have received	6	6	N/A	91.3%	91.7%	91.5%
% of Patients satisfied with the time they had to wait for an appointment	6	6	N/A	86.9%	88.3%	87.9%

* This is based on patients treated on this contract for their most recent course of treatment. Figures in italics indicate the base number of FP17s or Patient Questionnaire responses are less than 100. N/A is shown where the base number of responses is less than 10 during the period. % is calculated as Quantity/Base number*100

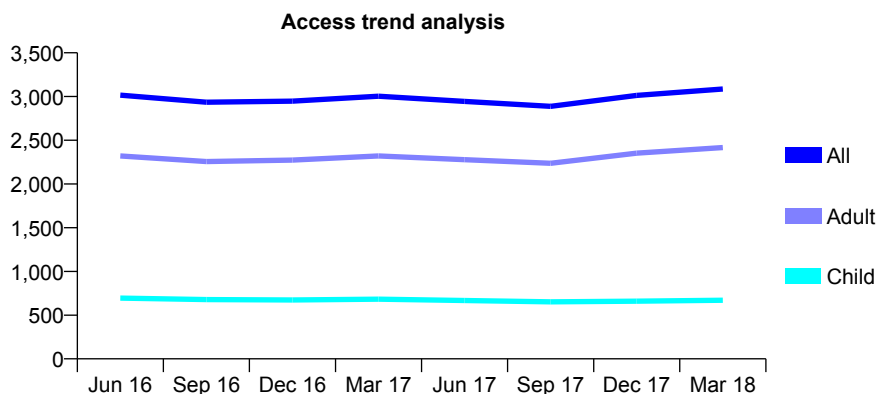
Q58 - Vital Signs At a Glance Contract Report for 857661/0001 - March 2018

Name or company name	MR L GRANHED
Contract type name	GDS Contract
Purpose of contract	General
Contract start date	01/04/2006
Contract end date	

17/18 Contracted general activity (UDA)	6,164
Carry forward general activity (UDA)	-109
17/18 Contracted orthodontic activity (UOA)	0
Carry forward orthodontic activity (UOA)	0
Baseline contract value	£156,545.28

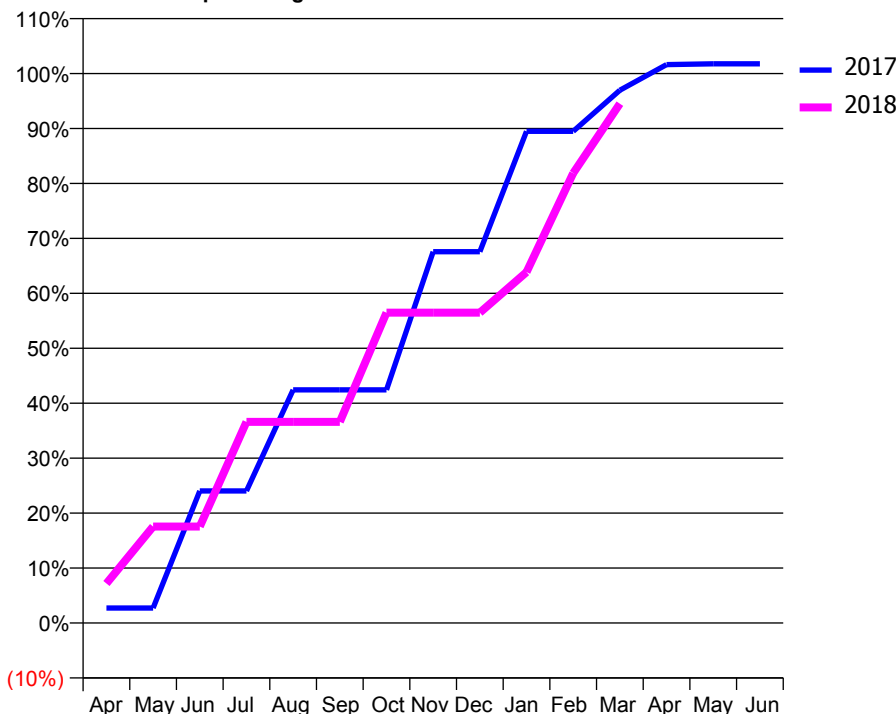
ACCESS*

Patients seen in 24 months	Total	Change since previous quarter
Quarter ending March 2017	3,003	
Quarter ending June 2017	2,944	↓
Quarter ending September 2017	2,888	↓
Quarter ending December 2017	3,012	↑
Quarter ending March 2018	3,086	↑
Variance since March 2017	2.8%	↑



ACTIVITY

Cumulative percentage of contracted UDA delivered 2017 & 2018



Month	Adjusted Scheduled Activity (UDA)	
	2017	2018
April	168	444
May	168	1,082
June	1,482	1,082
July	1,482	2,257
August	2,615	2,257
September	2,615	2,257
October	2,615	3,482
November	4,164	3,482
December	4,164	3,482
January	5,516	3,936
February	5,516	5,047
March	5,977	5,825
April	6,264	
May	6,273	
June	6,273	

QUALITY

	Quantity	Base Number	Contract	AT	Region	England
% of FP17s for the same patient ID Re-attending within 3 months - Children	57	1,149	5.0%	10.9%	11.6%	11.9%
% of FP17s for the same patient ID Re-attending within 3 months - Adults	238	3,234	7.4%	14.7%	15.4%	16.0%
% of FP17s for the same patient ID Re-attending between 3 & 9 months - Children	752	1,149	65.4%	57.2%	59.4%	58.3%
% of FP17s for the same patient ID Re-attending between 3 & 9 months - Adults	1,758	3,234	54.4%	48.1%	51.3%	50.3%
% of FP17s for Band 1 Urgent Courses	205	4,203	4.9%	8.7%	8.0%	9.1%
% of FP17s Relating to Free Repair or Replacements	5	4,203	0.1%	0.7%	0.8%	0.8%
% of FP17s Relating to Continuations	5	4,203	0.1%	0.9%	1.0%	1.0%
% of Patients satisfied with the dentistry they have received	2	2	N/A	91.3%	91.7%	91.5%
% of Patients satisfied with the time they had to wait for an appointment	2	2	N/A	86.9%	88.3%	87.9%

* This is based on patients treated on this contract for their most recent course of treatment. Figures in italics indicate the base number of FP17s or Patient Questionnaire responses are less than 100. N/A is shown where the base number of responses is less than 10 during the period. % is calculated as Quantity/Base number*100

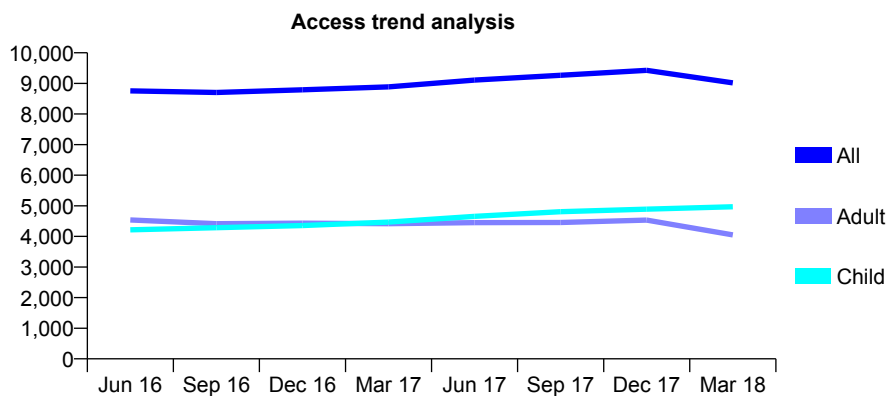
Q58 - Vital Signs At a Glance Contract Report for 859559/0001 - March 2018

Name or company name	MR S NASEEM
Contract type name	GDS Contract
Purpose of contract	General
Contract start date	01/04/2006
Contract end date	

17/18 Contracted general activity (UDA)	18,579
Carry forward general activity (UDA)	113
17/18 Contracted orthodontic activity (UOA)	0
Carry forward orthodontic activity (UOA)	0
Baseline contract value	£506,663.63

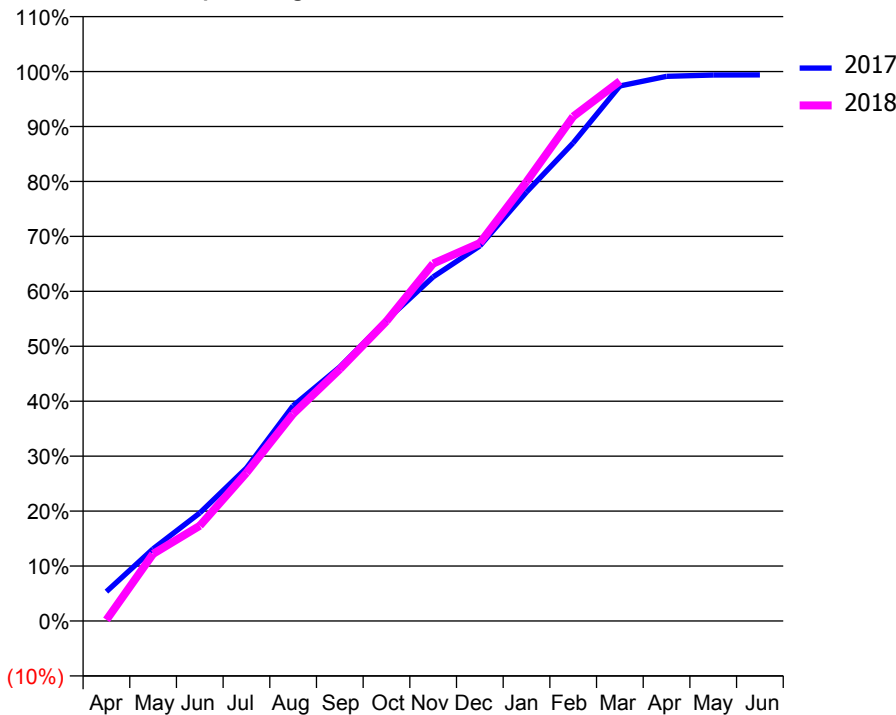
ACCESS*

Patients seen in 24 months	Total	Change since previous quarter
Quarter ending March 2017	8,886	
Quarter ending June 2017	9,107	↑
Quarter ending September 2017	9,265	→
Quarter ending December 2017	9,426	→
Quarter ending March 2018	9,017	↓
Variance since March 2017	1.5%	→



ACTIVITY

Cumulative percentage of contracted UDA delivered 2017 & 2018



Month	Adjusted Scheduled Activity (UDA)	
	2017	2018
April	993	37
May	2,443	2,270
June	3,652	3,220
July	5,175	5,010
August	7,279	7,005
September	8,592	8,514
October	10,175	10,137
November	11,636	12,084
December	12,679	12,781
January	14,502	14,851
February	16,165	17,058
March	18,092	18,255
April	18,417	
May	18,460	
June	18,465	

QUALITY

	Quantity	Base Number	Contract	AT	Region	England
% of FP17s for the same patient ID Re-attending within 3 months - Children	414	7,438	5.6%	10.9%	11.6%	11.9%
% of FP17s for the same patient ID Re-attending within 3 months - Adults	498	4,001	12.4%	14.7%	15.4%	16.0%
% of FP17s for the same patient ID Re-attending between 3 & 9 months - Children	4,483	7,438	60.3%	57.2%	59.4%	58.3%
% of FP17s for the same patient ID Re-attending between 3 & 9 months - Adults	1,587	4,001	39.7%	48.1%	51.3%	50.3%
% of FP17s for Band 1 Urgent Courses	915	11,205	8.2%	8.7%	8.0%	9.1%
% of FP17s Relating to Free Repair or Replacements	1	11,205	0.0%	0.7%	0.8%	0.8%
% of FP17s Relating to Continuations	2	11,205	0.0%	0.9%	1.0%	1.0%
% of Patients satisfied with the dentistry they have received	1	1	N/A	91.3%	91.7%	91.5%
% of Patients satisfied with the time they had to wait for an appointment	1	1	N/A	86.9%	88.3%	87.9%

* This is based on patients treated on this contract for their most recent course of treatment. Figures in italics indicate the base number of FP17s or Patient Questionnaire responses are less than 100. N/A is shown where the base number of responses is less than 10 during the period. % is calculated as Quantity/Base number*100

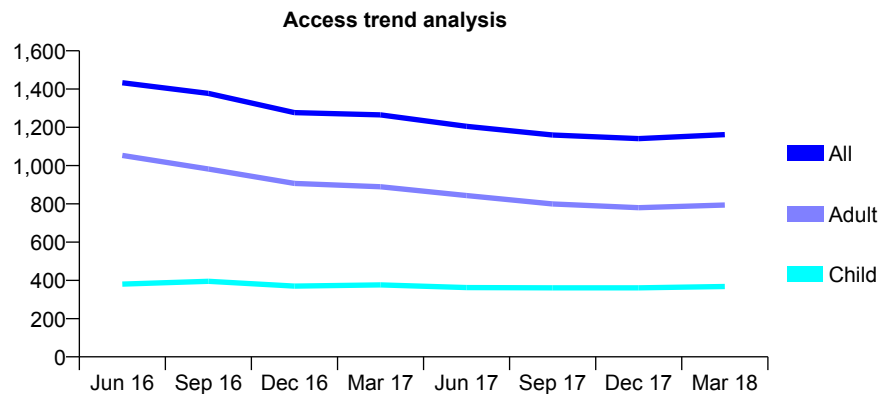
Q58 - Vital Signs At a Glance Contract Report for 860328/0001 - March 2018

Name or company name	MR A VORA
Contract type name	GDS Contract
Purpose of contract	General
Contract start date	08/09/2011
Contract end date	

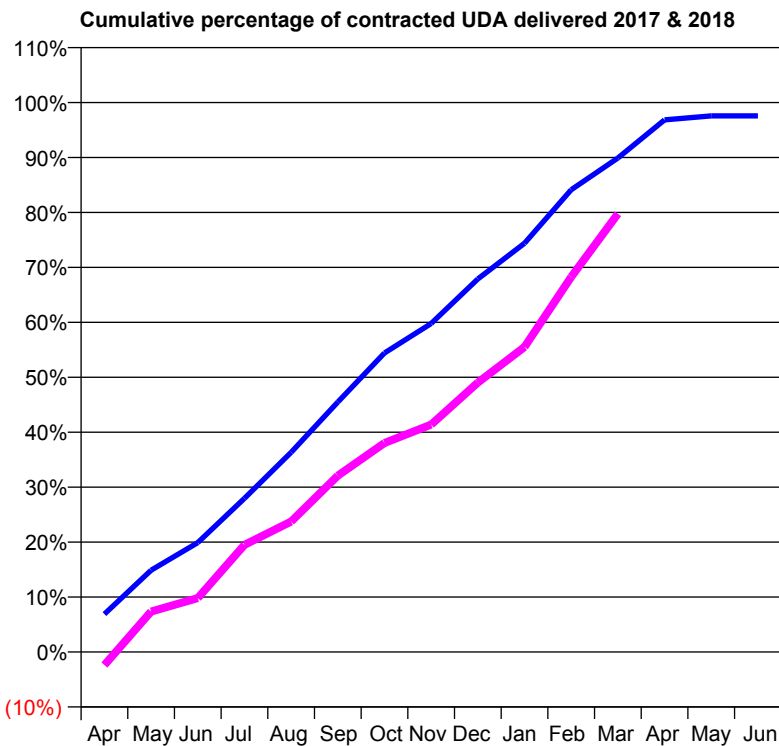
17/18 Contracted general activity (UDA)	3,330
Carry forward general activity (UDA)	80
17/18 Contracted orthodontic activity (UOA)	0
Carry forward orthodontic activity (UOA)	0
Baseline contract value	£96,196.51

ACCESS*

Patients seen in 24 months	Total	Change since previous quarter
Quarter ending March 2017	1,265	
Quarter ending June 2017	1,205	↓
Quarter ending September 2017	1,160	↓
Quarter ending December 2017	1,141	↓
Quarter ending March 2018	1,162	→
Variance since March 2017	(8.1%)	↓



ACTIVITY



Month	Adjusted Scheduled Activity (UDA)	
	2017	2018
April	230	-80
May	496	245
June	663	327
July	931	650
August	1,210	791
September	1,515	1,069
October	1,812	1,267
November	1,990	1,378
December	2,261	1,633
January	2,477	1,849
February	2,801	2,272
March	2,993	2,656
April	3,225	
May	3,249	
June	3,249	

QUALITY

	Quantity	Base Number	Contract	AT	Region	England
% of FP17s for the same patient ID Re-attending within 3 months - Children	14	405	3.5%	10.9%	11.6%	11.9%
% of FP17s for the same patient ID Re-attending within 3 months - Adults	103	866	11.9%	14.7%	15.4%	16.0%
% of FP17s for the same patient ID Re-attending between 3 & 9 months - Children	193	405	47.7%	57.2%	59.4%	58.3%
% of FP17s for the same patient ID Re-attending between 3 & 9 months - Adults	328	866	37.9%	48.1%	51.3%	50.3%
% of FP17s for Band 1 Urgent Courses	110	1,198	9.2%	8.7%	8.0%	9.1%
% of FP17s Relating to Free Repair or Replacements	2	1,198	0.2%	0.7%	0.8%	0.8%
% of FP17s Relating to Continuations	19	1,198	1.6%	0.9%	1.0%	1.0%
% of Patients satisfied with the dentistry they have received	0	0	N/A	91.3%	91.7%	91.5%
% of Patients satisfied with the time they had to wait for an appointment	0	0	N/A	86.9%	88.3%	87.9%

* This is based on patients treated on this contract for their most recent course of treatment. Figures in italics indicate the base number of FP17s or Patient Questionnaire responses are less than 100. N/A is shown where the base number of responses is less than 10 during the period. % is calculated as Quantity/Base number*100

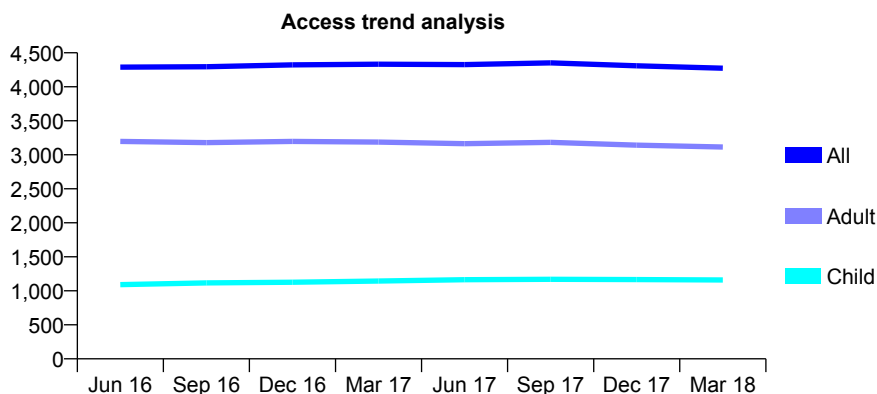
Q58 - Vital Signs At a Glance Contract Report for 897833/0001 - March 2018

Name or company name	MISS MS CHOHAN
Contract type name	GDS Contract
Purpose of contract	General
Contract start date	06/02/2013
Contract end date	

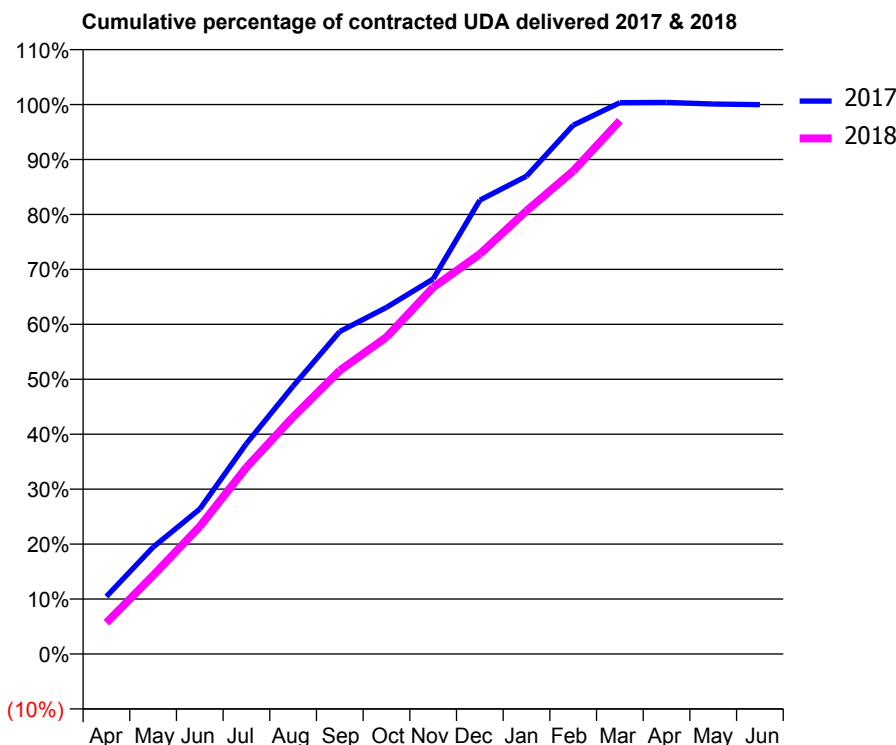
17/18 Contracted general activity (UDA)	9,904
Carry forward general activity (UDA)	3
17/18 Contracted orthodontic activity (UOA)	0
Carry forward orthodontic activity (UOA)	0
Baseline contract value	£271,914.34

ACCESS*

Patients seen in 24 months	Total	Change since previous quarter
Quarter ending March 2017	4,332	
Quarter ending June 2017	4,327	→
Quarter ending September 2017	4,352	→
Quarter ending December 2017	4,309	→
Quarter ending March 2018	4,274	→
Variance since March 2017	(1.3%)	↓



ACTIVITY



Month	Adjusted Scheduled Activity (UDA)	
	2017	2018
April	1,037	563
May	1,926	1,416
June	2,614	2,298
July	3,794	3,366
August	4,829	4,274
September	5,812	5,110
October	6,247	5,713
November	6,759	6,608
December	8,180	7,210
January	8,612	7,987
February	9,530	8,706
March	9,936	9,613
April	9,942	
May	9,912	
June	9,901	

QUALITY

	Quantity	Base Number	Contract	AT	Region	England
% of FP17s for the same patient ID Re-attending within 3 months - Children	113	1,920	5.9%	10.9%	11.6%	11.9%
% of FP17s for the same patient ID Re-attending within 3 months - Adults	265	3,953	6.7%	14.7%	15.4%	16.0%
% of FP17s for the same patient ID Re-attending between 3 & 9 months - Children	1,322	1,920	68.9%	57.2%	59.4%	58.3%
% of FP17s for the same patient ID Re-attending between 3 & 9 months - Adults	2,126	3,953	53.8%	48.1%	51.3%	50.3%
% of FP17s for Band 1 Urgent Courses	313	5,862	5.3%	8.7%	8.0%	9.1%
% of FP17s Relating to Free Repair or Replacements	51	5,862	0.9%	0.7%	0.8%	0.8%
% of FP17s Relating to Continuations	0	5,862	0.0%	0.9%	1.0%	1.0%
% of Patients satisfied with the dentistry they have received	2	2	N/A	91.3%	91.7%	91.5%
% of Patients satisfied with the time they had to wait for an appointment	2	2	N/A	86.9%	88.3%	87.9%

* This is based on patients treated on this contract for their most recent course of treatment. Figures in italics indicate the base number of FP17s or Patient Questionnaire responses are less than 100. N/A is shown where the base number of responses is less than 10 during the period. % is calculated as Quantity/Base number*100

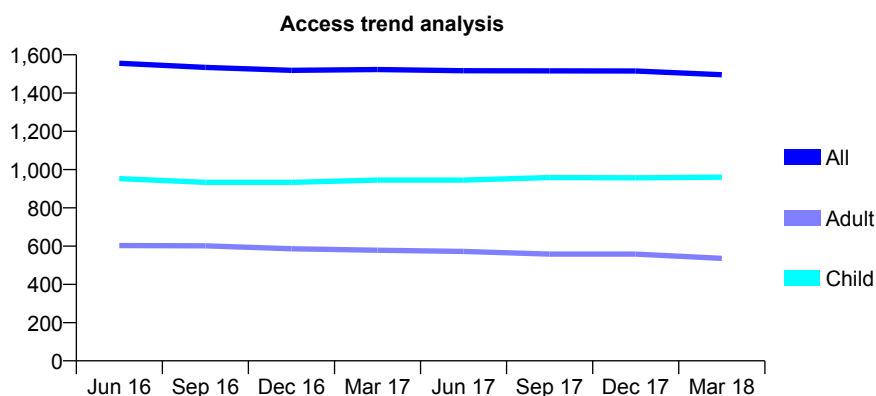
Q58 - Vital Signs At a Glance Contract Report for 901563/0002 - March 2018

Name or company name	MR ES BYRNE
Contract type name	GDS Contract
Purpose of contract	General
Contract start date	10/03/2013
Contract end date	

17/18 Contracted general activity (UDA)	3,327
Carry forward general activity (UDA)	0
17/18 Contracted orthodontic activity (UOA)	0
Carry forward orthodontic activity (UOA)	0
Baseline contract value	£80,523.76

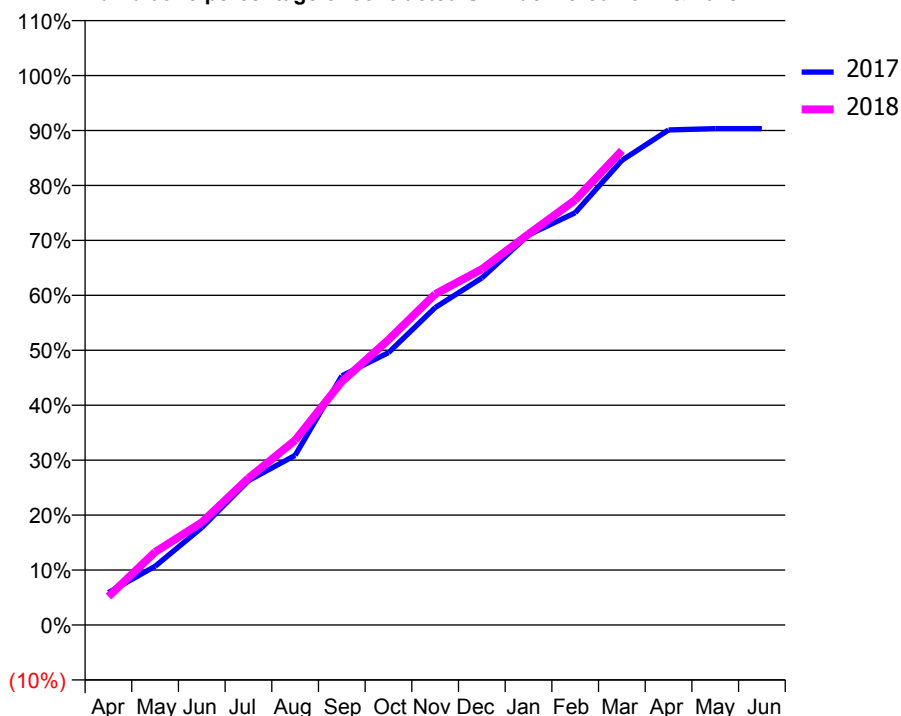
ACCESS*

Patients seen in 24 months	Total	Change since previous quarter
Quarter ending March 2017	1,523	
Quarter ending June 2017	1,517	→
Quarter ending September 2017	1,516	→
Quarter ending December 2017	1,515	→
Quarter ending March 2018	1,496	↓
Variance since March 2017	(1.8%)	↓



ACTIVITY

Cumulative percentage of contracted UDA delivered 2017 & 2018



Month	Adjusted Scheduled Activity (UDA)	
	2017	2018
April	197	172
May	356	442
June	590	621
July	874	890
August	1,027	1,118
September	1,509	1,474
October	1,649	1,727
November	1,922	2,004
December	2,101	2,155
January	2,362	2,367
February	2,496	2,573
March	2,813	2,872
April	2,997	
May	3,005	
June	3,005	

QUALITY

	Quantity	Base Number	Contract	AT	Region	England
% of FP17s for the same patient ID Re-attending within 3 months - Children	95	1,538	6.2%	10.9%	11.6%	11.9%
% of FP17s for the same patient ID Re-attending within 3 months - Adults	75	559	13.4%	14.7%	15.4%	16.0%
% of FP17s for the same patient ID Re-attending between 3 & 9 months - Children	1,032	1,538	67.1%	57.2%	59.4%	58.3%
% of FP17s for the same patient ID Re-attending between 3 & 9 months - Adults	257	559	46.0%	48.1%	51.3%	50.3%
% of FP17s for Band 1 Urgent Courses	101	1,973	5.1%	8.7%	8.0%	9.1%
% of FP17s Relating to Free Repair or Replacements	0	1,973	0.0%	0.7%	0.8%	0.8%
% of FP17s Relating to Continuations	18	1,973	0.9%	0.9%	1.0%	1.0%
% of Patients satisfied with the dentistry they have received	1	1	N/A	91.3%	91.7%	91.5%
% of Patients satisfied with the time they had to wait for an appointment	1	1	N/A	86.9%	88.3%	87.9%

* This is based on patients treated on this contract for their most recent course of treatment. Figures in italics indicate the base number of FP17s or Patient Questionnaire responses are less than 100. N/A is shown where the base number of responses is less than 10 during the period. % is calculated as Quantity/Base number*100

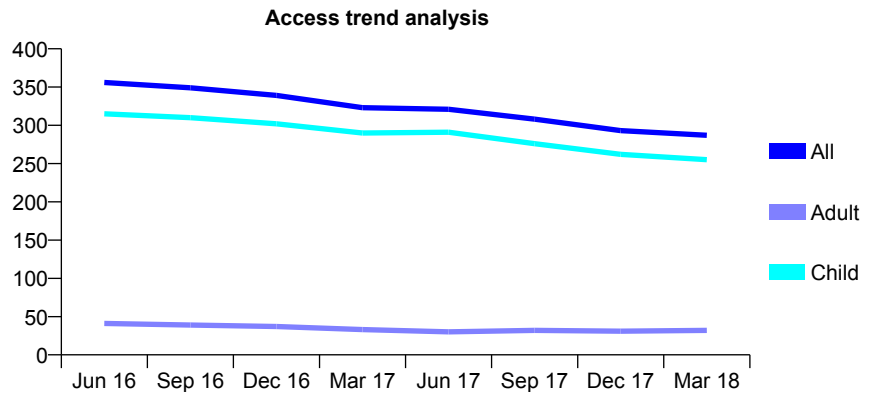
Q58 - Vital Signs At a Glance Contract Report for 908312/0001 - March 2018

Name or company name	MR CW LEWIS
Contract type name	GDS Contract
Purpose of contract	General and Orthodontic
Contract start date	01/04/2006
Contract end date	

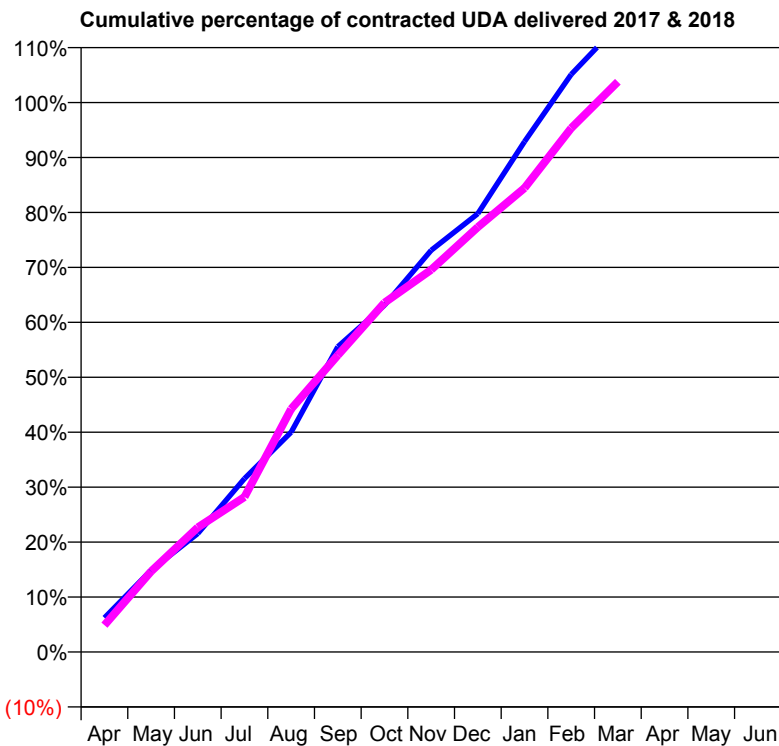
17/18 Contracted general activity (UDA)	450
Carry forward general activity (UDA)	-9
17/18 Contracted orthodontic activity (UOA)	871
Carry forward orthodontic activity (UOA)	0
Baseline contract value	£72,721.82

ACCESS*

Patients seen in 24 months	Total	Change since previous quarter
Quarter ending March 2017	323	
Quarter ending June 2017	321	→
Quarter ending September 2017	308	↓
Quarter ending December 2017	293	↓
Quarter ending March 2018	287	↓
Variance since March 2017	(11.1%)	↓



ACTIVITY



Month	Adjusted Scheduled Activity (UDA)	
	2017	2018
April	28	22
May	67	66
June	97	102
July	142	127
August	180	199
September	250	243
October	284	286
November	329	313
December	359	348
January	418	380
February	473	429
March	513	467
April	543	
May	543	
June	543	

QUALITY

	Quantity	Base Number	Contract	AT	Region	England
% of FP17s for the same patient ID Re-attending within 3 months - Children	20	466	4.3%	10.9%	11.6%	11.9%
% of FP17s for the same patient ID Re-attending within 3 months - Adults	3	20	15.0%	14.7%	15.4%	16.0%
% of FP17s for the same patient ID Re-attending between 3 & 9 months - Children	290	466	62.2%	57.2%	59.4%	58.3%
% of FP17s for the same patient ID Re-attending between 3 & 9 months - Adults	13	20	65.0%	48.1%	51.3%	50.3%
% of FP17s for Band 1 Urgent Courses	0	390	0.0%	8.7%	8.0%	9.1%
% of FP17s Relating to Free Repair or Replacements	0	390	0.0%	0.7%	0.8%	0.8%
% of FP17s Relating to Continuations	6	390	1.5%	0.9%	1.0%	1.0%
% of Patients satisfied with the dentistry they have received	0	0	N/A	91.3%	91.7%	91.5%
% of Patients satisfied with the time they had to wait for an appointment	0	0	N/A	86.9%	88.3%	87.9%

* This is based on patients treated on this contract for their most recent course of treatment. Figures in italics indicate the base number of FP17s or Patient Questionnaire responses are less than 100. N/A is shown where the base number of responses is less than 10 during the period. % is calculated as Quantity/Base number*100

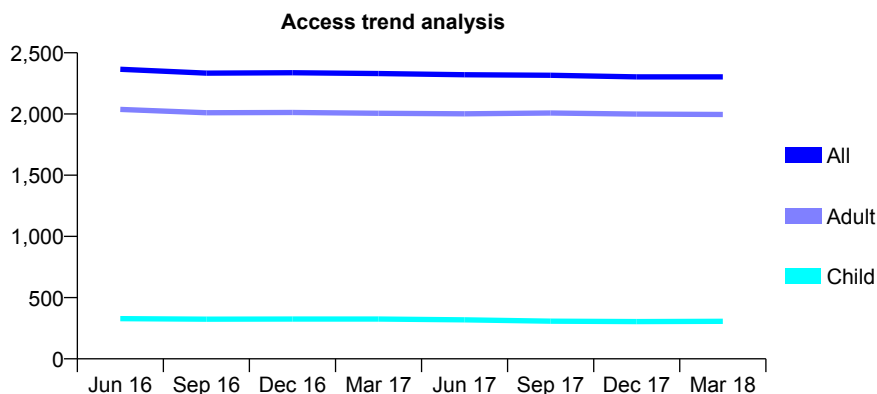
Q58 - Vital Signs At a Glance Contract Report for 908681/0001 - March 2018

Name or company name	MR AM MCGREGOR
Contract type name	GDS Contract
Purpose of contract	General
Contract start date	01/04/2006
Contract end date	

17/18 Contracted general activity (UDA)	6,292
Carry forward general activity (UDA)	0
17/18 Contracted orthodontic activity (UOA)	0
Carry forward orthodontic activity (UOA)	0
Baseline contract value	£145,929.59

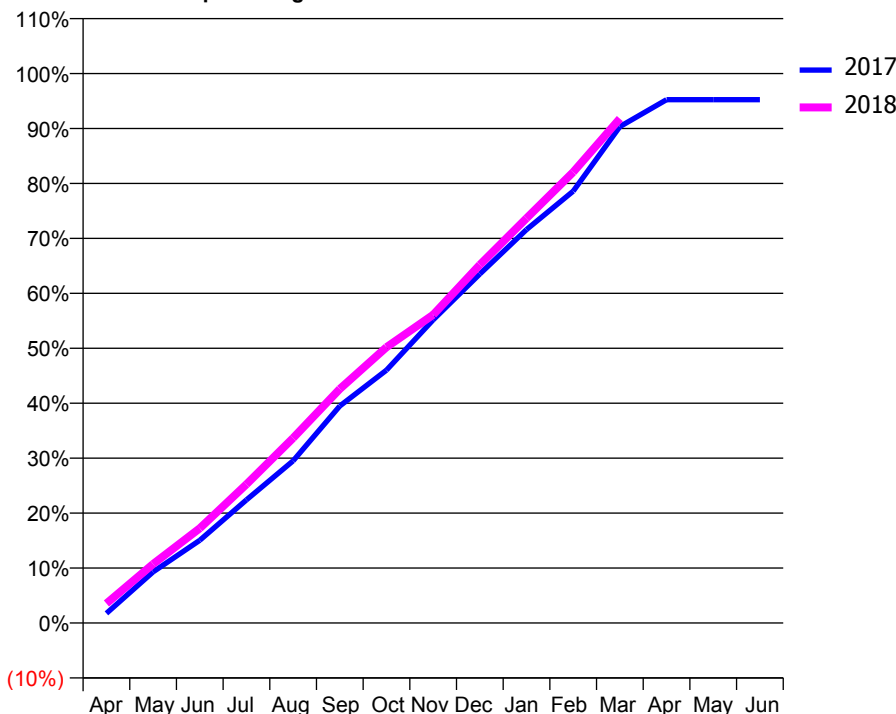
ACCESS*

Patients seen in 24 months	Total	Change since previous quarter
Quarter ending March 2017	2,331	
Quarter ending June 2017	2,321	→
Quarter ending September 2017	2,316	→
Quarter ending December 2017	2,303	→
Quarter ending March 2018	2,303	→
Variance since March 2017	(1.2%)	↓



ACTIVITY

Cumulative percentage of contracted UDA delivered 2017 & 2018



Month	Adjusted Scheduled Activity (UDA)	
	2017	2018
April	110	224
May	586	675
June	948	1,085
July	1,411	1,589
August	1,857	2,118
September	2,485	2,681
October	2,896	3,159
November	3,471	3,529
December	3,997	4,103
January	4,505	4,635
February	4,945	5,163
March	5,683	5,775
April	5,992	
May	5,992	
June	5,992	

QUALITY

	Quantity	Base Number	Contract	AT	Region	England
% of FP17s for the same patient ID Re-attending within 3 months - Children	21	489	4.3%	10.9%	11.6%	11.9%
% of FP17s for the same patient ID Re-attending within 3 months - Adults	515	3,473	14.8%	14.7%	15.4%	16.0%
% of FP17s for the same patient ID Re-attending between 3 & 9 months - Children	321	489	65.6%	57.2%	59.4%	58.3%
% of FP17s for the same patient ID Re-attending between 3 & 9 months - Adults	2,321	3,473	66.8%	48.1%	51.3%	50.3%
% of FP17s for Band 1 Urgent Courses	256	3,793	6.7%	8.7%	8.0%	9.1%
% of FP17s Relating to Free Repair or Replacements	34	3,793	0.9%	0.7%	0.8%	0.8%
% of FP17s Relating to Continuations	29	3,793	0.8%	0.9%	1.0%	1.0%
% of Patients satisfied with the dentistry they have received	0	0	N/A	91.3%	91.7%	91.5%
% of Patients satisfied with the time they had to wait for an appointment	0	0	N/A	86.9%	88.3%	87.9%

* This is based on patients treated on this contract for their most recent course of treatment. Figures in italics indicate the base number of FP17s or Patient Questionnaire responses are less than 100. N/A is shown where the base number of responses is less than 10 during the period. % is calculated as Quantity/Base number*100

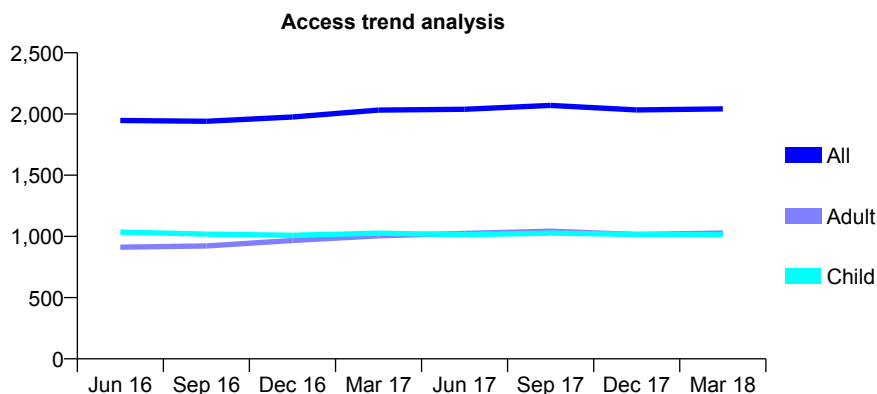
Q58 - Vital Signs At a Glance Contract Report for 908916/0001 - March 2018

Name or company name	Redbourn Dental Care
Contract type name	GDS Contract
Purpose of contract	General
Contract start date	01/04/2006
Contract end date	

17/18 Contracted general activity (UDA)	4,829
Carry forward general activity (UDA)	184
17/18 Contracted orthodontic activity (UOA)	0
Carry forward orthodontic activity (UOA)	0
Baseline contract value	£119,625.66

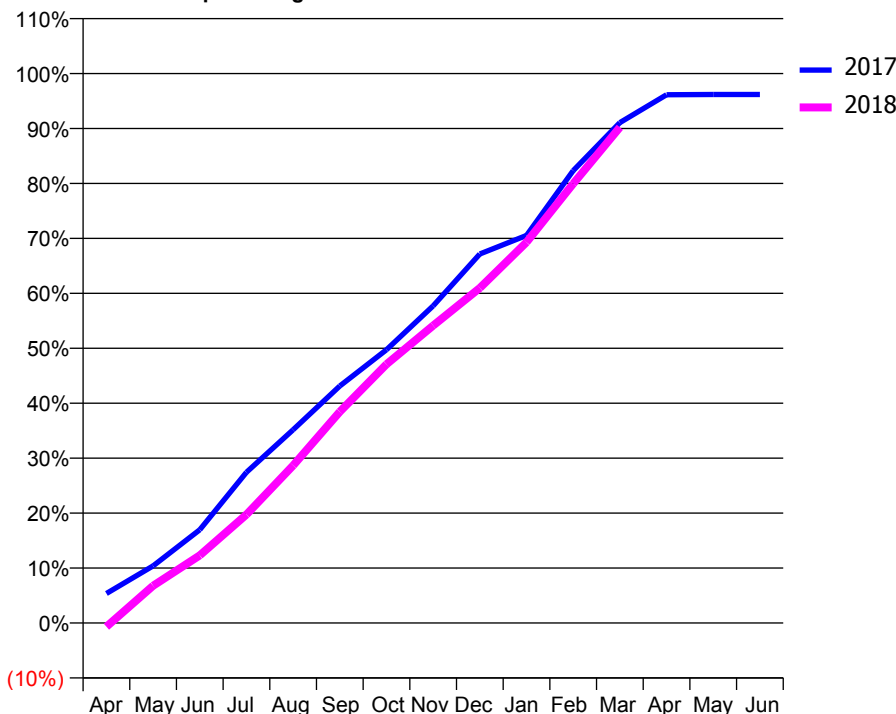
ACCESS*

Patients seen in 24 months	Total	Change since previous quarter
Quarter ending March 2017	2,032	
Quarter ending June 2017	2,039	→
Quarter ending September 2017	2,070	→
Quarter ending December 2017	2,033	↓
Quarter ending March 2018	2,042	→
Variance since March 2017	0.5%	→



ACTIVITY

Cumulative percentage of contracted UDA delivered 2017 & 2018



Month	Adjusted Scheduled Activity (UDA)	
	2017	2018
April	260	-34
May	502	327
June	819	595
July	1,325	953
August	1,698	1,385
September	2,083	1,857
October	2,402	2,274
November	2,787	2,614
December	3,243	2,945
January	3,406	3,347
February	3,976	3,860
March	4,398	4,356
April	4,643	
May	4,645	
June	4,645	

QUALITY

	Quantity	Base Number	Contract	AT	Region	England
% of FP17s for the same patient ID Re-attending within 3 months - Children	62	1,358	4.6%	10.9%	11.6%	11.9%
% of FP17s for the same patient ID Re-attending within 3 months - Adults	118	1,162	10.2%	14.7%	15.4%	16.0%
% of FP17s for the same patient ID Re-attending between 3 & 9 months - Children	734	1,358	54.1%	57.2%	59.4%	58.3%
% of FP17s for the same patient ID Re-attending between 3 & 9 months - Adults	551	1,162	47.4%	48.1%	51.3%	50.3%
% of FP17s for Band 1 Urgent Courses	127	2,392	5.3%	8.7%	8.0%	9.1%
% of FP17s Relating to Free Repair or Replacements	4	2,392	0.2%	0.7%	0.8%	0.8%
% of FP17s Relating to Continuations	5	2,392	0.2%	0.9%	1.0%	1.0%
% of Patients satisfied with the dentistry they have received	0	0	N/A	91.3%	91.7%	91.5%
% of Patients satisfied with the time they had to wait for an appointment	0	0	N/A	86.9%	88.3%	87.9%

* This is based on patients treated on this contract for their most recent course of treatment. Figures in italics indicate the base number of FP17s or Patient Questionnaire responses are less than 100. N/A is shown where the base number of responses is less than 10 during the period. % is calculated as Quantity/Base number*100

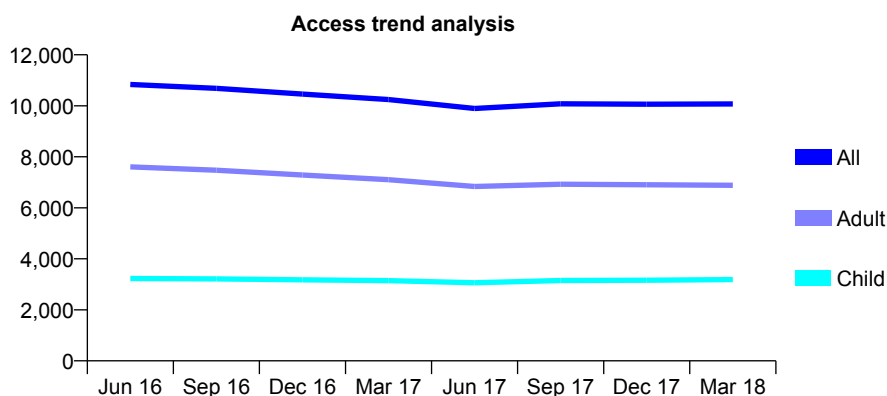
Q58 - Vital Signs At a Glance Contract Report for 910651/0001 - March 2018

Name or company name	MR GR EVANS
Contract type name	GDS Contract
Purpose of contract	General
Contract start date	01/04/2006
Contract end date	

17/18 Contracted general activity (UDA)	22,428
Carry forward general activity (UDA)	0
17/18 Contracted orthodontic activity (UOA)	0
Carry forward orthodontic activity (UOA)	0
Baseline contract value	£544,611.48

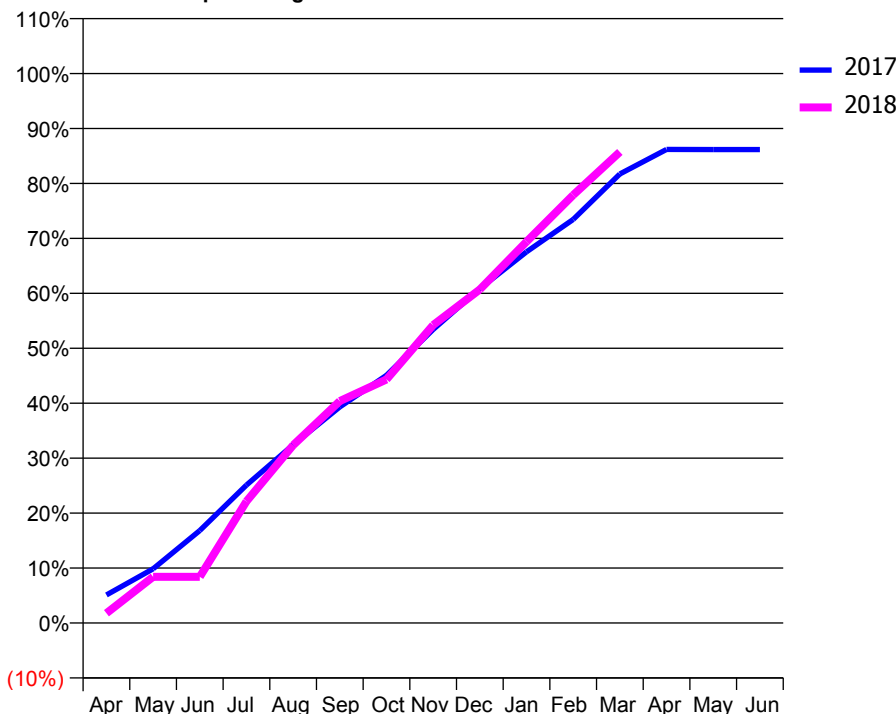
ACCESS*

Patients seen in 24 months	Total	Change since previous quarter
Quarter ending March 2017	10,248	
Quarter ending June 2017	9,894	↓
Quarter ending September 2017	10,080	→
Quarter ending December 2017	10,065	→
Quarter ending March 2018	10,072	→
Variance since March 2017	(1.7%)	↓



ACTIVITY

Cumulative percentage of contracted UDA delivered 2017 & 2018



Month	Adjusted Scheduled Activity (UDA)	
	2017	2018
April	1,148	398
May	2,215	1,888
June	3,773	1,888
July	5,629	4,964
August	7,275	7,260
September	8,820	9,058
October	10,108	9,940
November	11,980	12,160
December	13,648	13,616
January	15,151	15,566
February	16,470	17,468
March	18,327	19,228
April	19,330	
May	19,325	
June	19,325	

QUALITY

	Quantity	Base Number	Contract	AT	Region	England
% of FP17s for the same patient ID Re-attending within 3 months - Children	347	4,566	7.6%	10.9%	11.6%	11.9%
% of FP17s for the same patient ID Re-attending within 3 months - Adults	958	7,845	12.2%	14.7%	15.4%	16.0%
% of FP17s for the same patient ID Re-attending between 3 & 9 months - Children	2,516	4,566	55.1%	57.2%	59.4%	58.3%
% of FP17s for the same patient ID Re-attending between 3 & 9 months - Adults	3,376	7,845	43.0%	48.1%	51.3%	50.3%
% of FP17s for Band 1 Urgent Courses	777	11,035	7.0%	8.7%	8.0%	9.1%
% of FP17s Relating to Free Repair or Replacements	37	11,035	0.3%	0.7%	0.8%	0.8%
% of FP17s Relating to Continuations	190	11,035	1.7%	0.9%	1.0%	1.0%
% of Patients satisfied with the dentistry they have received	2	2	N/A	91.3%	91.7%	91.5%
% of Patients satisfied with the time they had to wait for an appointment	2	2	N/A	86.9%	88.3%	87.9%

* This is based on patients treated on this contract for their most recent course of treatment. Figures in italics indicate the base number of FP17s or Patient Questionnaire responses are less than 100. N/A is shown where the base number of responses is less than 10 during the period. % is calculated as Quantity/Base number*100

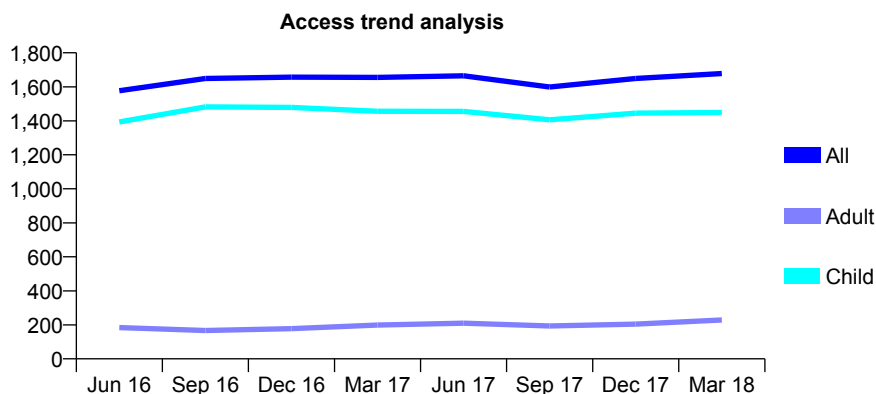
Q58 - Vital Signs At a Glance Contract Report for 911631/0002 - March 2018

Name or company name	MR V RAWAL
Contract type name	GDS Contract
Purpose of contract	General
Contract start date	01/04/2006
Contract end date	

17/18 Contracted general activity (UDA)	2,580
Carry forward general activity (UDA)	35
17/18 Contracted orthodontic activity (UOA)	0
Carry forward orthodontic activity (UOA)	0
Baseline contract value	£50,008.14

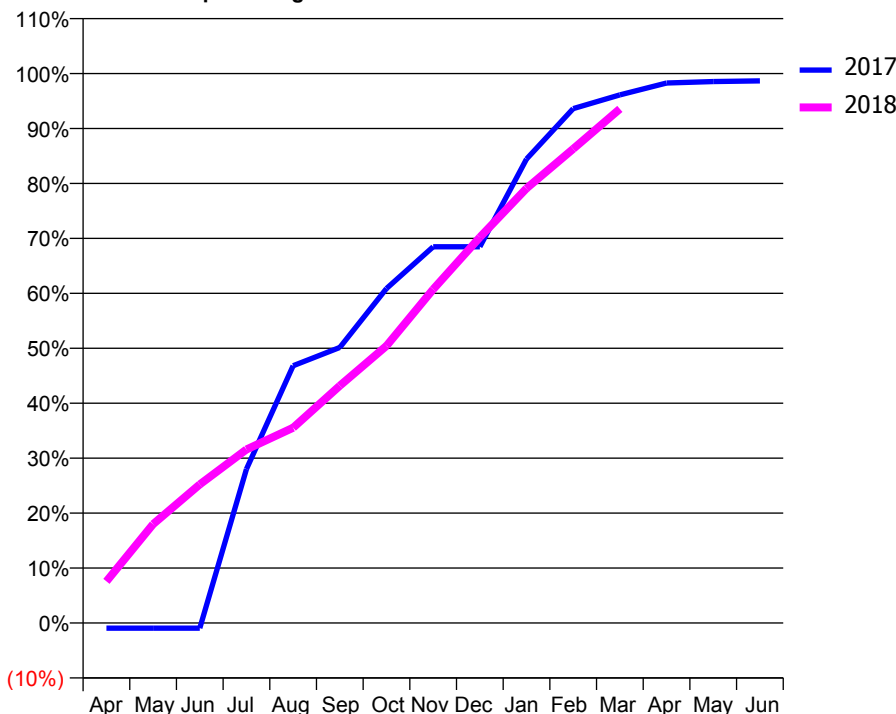
ACCESS*

Patients seen in 24 months	Total	Change since previous quarter
Quarter ending March 2017	1,655	
Quarter ending June 2017	1,665	→
Quarter ending September 2017	1,599	↓
Quarter ending December 2017	1,649	↑
Quarter ending March 2018	1,678	→
Variance since March 2017	1.4%	→



ACTIVITY

Cumulative percentage of contracted UDA delivered 2017 & 2018



Month	Adjusted Scheduled Activity (UDA)	
	2017	2018
April	-25	196
May	-25	464
June	-25	651
July	723	815
August	1,208	917
September	1,294	1,114
October	1,571	1,301
November	1,766	1,567
December	1,766	1,811
January	2,179	2,041
February	2,415	2,226
March	2,480	2,414
April	2,535	
May	2,542	
June	2,545	

QUALITY

	Quantity	Base Number	Contract	AT	Region	England
% of FP17s for the same patient ID Re-attending within 3 months - Children	59	1,909	3.1%	10.9%	11.6%	11.9%
% of FP17s for the same patient ID Re-attending within 3 months - Adults	5	110	4.5%	14.7%	15.4%	16.0%
% of FP17s for the same patient ID Re-attending between 3 & 9 months - Children	958	1,909	50.2%	57.2%	59.4%	58.3%
% of FP17s for the same patient ID Re-attending between 3 & 9 months - Adults	49	110	44.5%	48.1%	51.3%	50.3%
% of FP17s for Band 1 Urgent Courses	75	1,978	3.8%	8.7%	8.0%	9.1%
% of FP17s Relating to Free Repair or Replacements	0	1,978	0.0%	0.7%	0.8%	0.8%
% of FP17s Relating to Continuations	11	1,978	0.6%	0.9%	1.0%	1.0%
% of Patients satisfied with the dentistry they have received	0	0	N/A	91.3%	91.7%	91.5%
% of Patients satisfied with the time they had to wait for an appointment	0	0	N/A	86.9%	88.3%	87.9%

* This is based on patients treated on this contract for their most recent course of treatment. Figures in italics indicate the base number of FP17s or Patient Questionnaire responses are less than 100. N/A is shown where the base number of responses is less than 10 during the period. % is calculated as Quantity/Base number*100

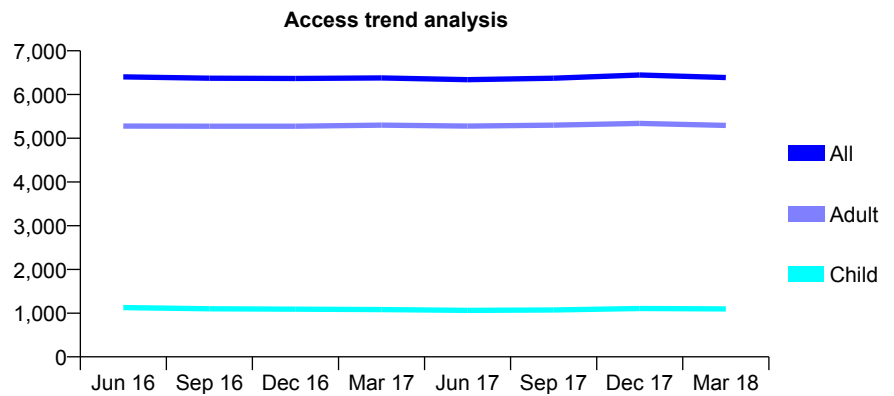
Q58 - Vital Signs At a Glance Contract Report for 917125/0001 - March 2018

Name or company name	Facial Aesthetic (UK) Ltd
Contract type name	GDS Contract
Purpose of contract	General
Contract start date	01/04/2006
Contract end date	

17/18 Contracted general activity (UDA)	25,239
Carry forward general activity (UDA)	875
17/18 Contracted orthodontic activity (UOA)	0
Carry forward orthodontic activity (UOA)	0
Baseline contract value	£617,248.48

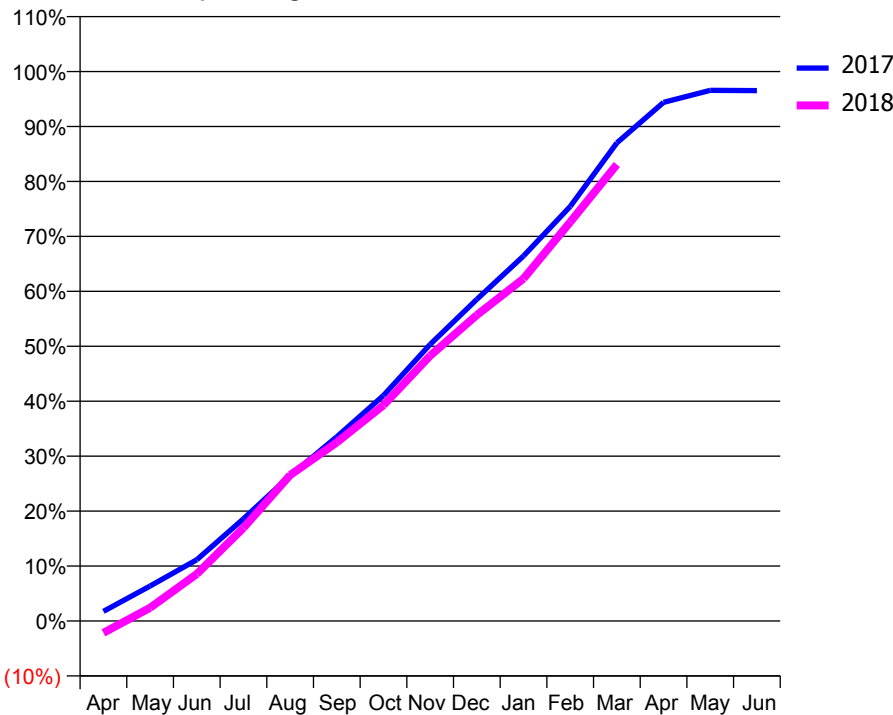
ACCESS*

Patients seen in 24 months	Total	Change since previous quarter
Quarter ending March 2017	6,380	
Quarter ending June 2017	6,340	→
Quarter ending September 2017	6,373	→
Quarter ending December 2017	6,445	→
Quarter ending March 2018	6,388	→
Variance since March 2017	0.1%	→



ACTIVITY

Cumulative percentage of contracted UDA delivered 2017 & 2018



Month	Adjusted Scheduled Activity (UDA)	
	2017	2018
April	441	-546
May	1,607	611
June	2,816	2,156
July	4,692	4,278
August	6,679	6,703
September	8,463	8,202
October	10,361	9,911
November	12,705	12,184
December	14,774	14,052
January	16,764	15,724
February	19,040	18,321
March	21,962	20,969
April	23,821	
May	24,371	
June	24,364	

QUALITY

	Quantity	Base Number	Contract	AT	Region	England
% of FP17s for the same patient ID Re-attending within 3 months - Children	91	1,550	5.9%	10.9%	11.6%	11.9%
% of FP17s for the same patient ID Re-attending within 3 months - Adults	973	7,201	13.5%	14.7%	15.4%	16.0%
% of FP17s for the same patient ID Re-attending between 3 & 9 months - Children	829	1,550	53.5%	57.2%	59.4%	58.3%
% of FP17s for the same patient ID Re-attending between 3 & 9 months - Adults	4,078	7,201	56.6%	48.1%	51.3%	50.3%
% of FP17s for Band 1 Urgent Courses	232	8,021	2.9%	8.7%	8.0%	9.1%
% of FP17s Relating to Free Repair or Replacements	158	8,021	2.0%	0.7%	0.8%	0.8%
% of FP17s Relating to Continuations	133	8,021	1.7%	0.9%	1.0%	1.0%
% of Patients satisfied with the dentistry they have received	9	11	81.8%	91.3%	91.7%	91.5%
% of Patients satisfied with the time they had to wait for an appointment	8	11	72.7%	86.9%	88.3%	87.9%

* This is based on patients treated on this contract for their most recent course of treatment. Figures in italics indicate the base number of FP17s or Patient Questionnaire responses are less than 100. N/A is shown where the base number of responses is less than 10 during the period. % is calculated as Quantity/Base number*100

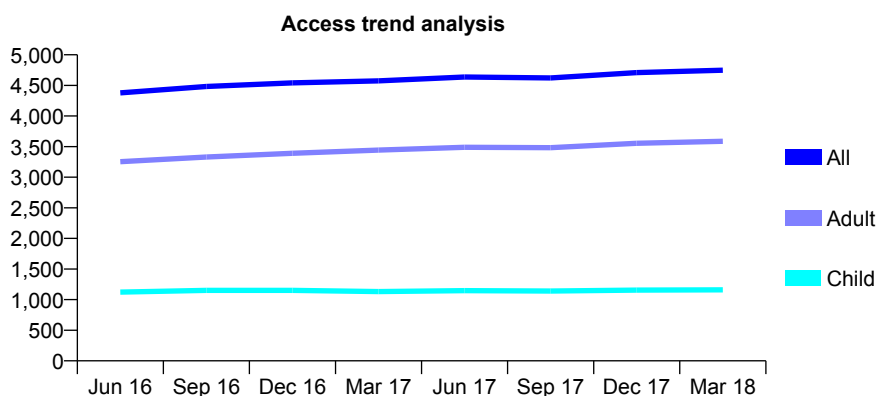
Q58 - Vital Signs At a Glance Contract Report for 917524/0001 - March 2018

Name or company name	MR MA WATTS
Contract type name	GDS Contract
Purpose of contract	General
Contract start date	01/04/2006
Contract end date	

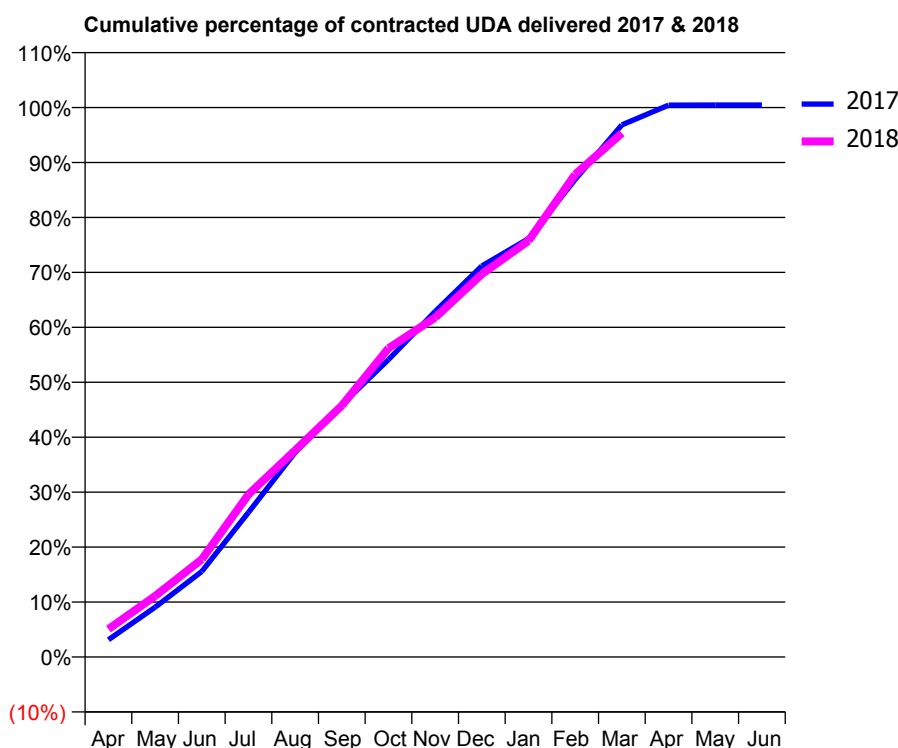
17/18 Contracted general activity (UDA)	15,310
Carry forward general activity (UDA)	-68
17/18 Contracted orthodontic activity (UOA)	0
Carry forward orthodontic activity (UOA)	0
Baseline contract value	£428,085.96

ACCESS*

Patients seen in 24 months	Total	Change since previous quarter
Quarter ending March 2017	4,575	
Quarter ending June 2017	4,637	→
Quarter ending September 2017	4,623	→
Quarter ending December 2017	4,709	→
Quarter ending March 2018	4,749	→
Variance since March 2017	3.8%	↑



ACTIVITY



Month	Adjusted Scheduled Activity (UDA)	
	2017	2018
April	480	779
May	1,388	1,700
June	2,384	2,722
July	4,030	4,531
August	5,702	5,760
September	7,026	7,005
October	8,286	8,604
November	9,628	9,459
December	10,894	10,669
January	11,655	11,597
February	13,305	13,448
March	14,827	14,596
April	15,376	
May	15,379	
June	15,378	

QUALITY

	Quantity	Base Number	Contract	AT	Region	England
% of FP17s for the same patient ID Re-attending within 3 months - Children	111	1,465	7.6%	10.9%	11.6%	11.9%
% of FP17s for the same patient ID Re-attending within 3 months - Adults	646	3,926	16.5%	14.7%	15.4%	16.0%
% of FP17s for the same patient ID Re-attending between 3 & 9 months - Children	646	1,465	44.1%	57.2%	59.4%	58.3%
% of FP17s for the same patient ID Re-attending between 3 & 9 months - Adults	1,423	3,926	36.2%	48.1%	51.3%	50.3%
% of FP17s for Band 1 Urgent Courses	590	5,207	11.3%	8.7%	8.0%	9.1%
% of FP17s Relating to Free Repair or Replacements	24	5,207	0.5%	0.7%	0.8%	0.8%
% of FP17s Relating to Continuations	76	5,207	1.5%	0.9%	1.0%	1.0%
% of Patients satisfied with the dentistry they have received	15	15	100.0%	91.3%	91.7%	91.5%
% of Patients satisfied with the time they had to wait for an appointment	15	15	100.0%	86.9%	88.3%	87.9%

* This is based on patients treated on this contract for their most recent course of treatment. Figures in italics indicate the base number of FP17s or Patient Questionnaire responses are less than 100. N/A is shown where the base number of responses is less than 10 during the period. % is calculated as Quantity/Base number*100

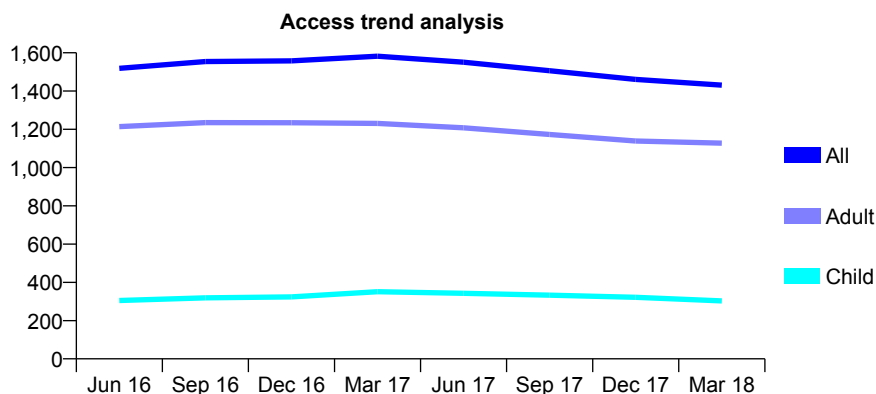
Q58 - Vital Signs At a Glance Contract Report for 927309/0001 - March 2018

Name or company name	MR BM AL-TAHAN
Contract type name	GDS Contract
Purpose of contract	General
Contract start date	01/04/2006
Contract end date	

17/18 Contracted general activity (UDA)	5,500
Carry forward general activity (UDA)	-78
17/18 Contracted orthodontic activity (UOA)	0
Carry forward orthodontic activity (UOA)	0
Baseline contract value	£134,928.01

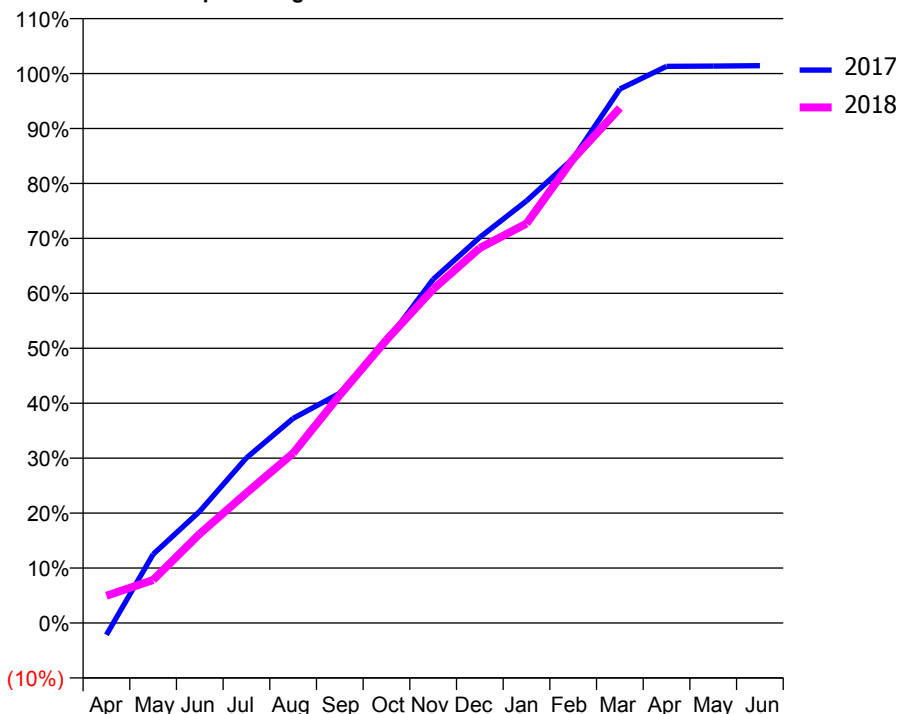
ACCESS*

Patients seen in 24 months	Total	Change since previous quarter
Quarter ending March 2017	1,582	
Quarter ending June 2017	1,551	↓
Quarter ending September 2017	1,506	↓
Quarter ending December 2017	1,461	↓
Quarter ending March 2018	1,431	↓
Variance since March 2017	(9.5%)	↓



ACTIVITY

Cumulative percentage of contracted UDA delivered 2017 & 2018



Month	Adjusted Scheduled Activity (UDA)	
	2017	2018
April	-120	272
May	688	431
June	1,119	893
July	1,653	1,302
August	2,048	1,699
September	2,300	2,282
October	2,817	2,835
November	3,440	3,342
December	3,861	3,754
January	4,225	3,998
February	4,650	4,646
March	5,345	5,156
April	5,572	
May	5,575	
June	5,578	

QUALITY

	Quantity	Base Number	Contract	AT	Region	England
% of FP17s for the same patient ID Re-attending within 3 months - Children	18	403	4.5%	10.9%	11.6%	11.9%
% of FP17s for the same patient ID Re-attending within 3 months - Adults	191	1,594	12.0%	14.7%	15.4%	16.0%
% of FP17s for the same patient ID Re-attending between 3 & 9 months - Children	237	403	58.8%	57.2%	59.4%	58.3%
% of FP17s for the same patient ID Re-attending between 3 & 9 months - Adults	971	1,594	60.9%	48.1%	51.3%	50.3%
% of FP17s for Band 1 Urgent Courses	114	1,908	6.0%	8.7%	8.0%	9.1%
% of FP17s Relating to Free Repair or Replacements	7	1,908	0.4%	0.7%	0.8%	0.8%
% of FP17s Relating to Continuations	0	1,908	0.0%	0.9%	1.0%	1.0%
% of Patients satisfied with the dentistry they have received	3	3	N/A	91.3%	91.7%	91.5%
% of Patients satisfied with the time they had to wait for an appointment	3	3	N/A	86.9%	88.3%	87.9%

* This is based on patients treated on this contract for their most recent course of treatment. Figures in italics indicate the base number of FP17s or Patient Questionnaire responses are less than 100. N/A is shown where the base number of responses is less than 10 during the period. % is calculated as Quantity/Base number*100

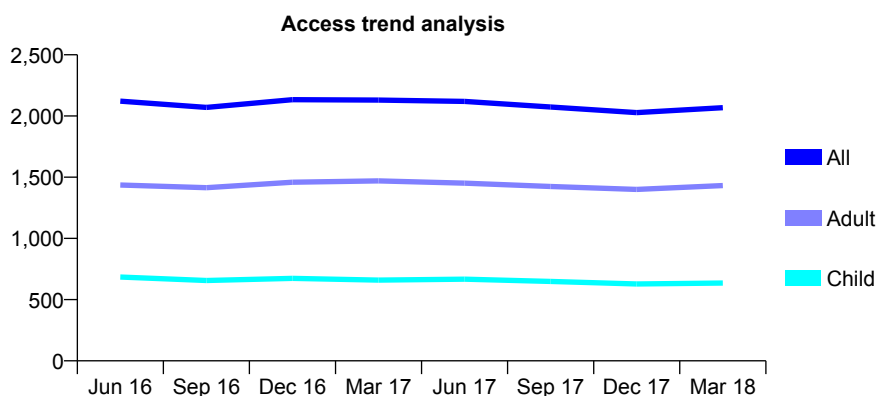
Q58 - Vital Signs At a Glance Contract Report for 927384/0002 - March 2018

Name or company name	MR M SHAH
Contract type name	GDS Contract
Purpose of contract	General
Contract start date	01/04/2006
Contract end date	

17/18 Contracted general activity (UDA)	6,266
Carry forward general activity (UDA)	-58
17/18 Contracted orthodontic activity (UOA)	0
Carry forward orthodontic activity (UOA)	0
Baseline contract value	£164,755.96

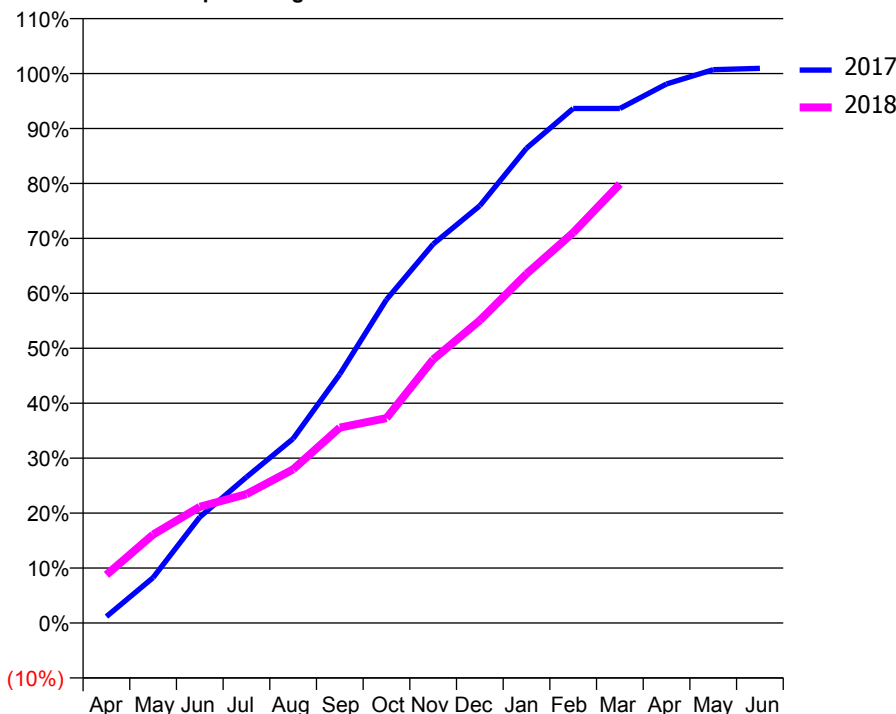
ACCESS*

Patients seen in 24 months	Total	Change since previous quarter
Quarter ending March 2017	2,130	
Quarter ending June 2017	2,119	→
Quarter ending September 2017	2,073	↓
Quarter ending December 2017	2,028	↓
Quarter ending March 2018	2,068	→
Variance since March 2017	(2.9%)	↓



ACTIVITY

Cumulative percentage of contracted UDA delivered 2017 & 2018



Month	Adjusted Scheduled Activity (UDA)	
	2017	2018
April	73	550
May	517	1,008
June	1,208	1,326
July	1,664	1,470
August	2,102	1,752
September	2,838	2,228
October	3,688	2,337
November	4,321	3,006
December	4,759	3,451
January	5,414	3,981
February	5,867	4,452
March	5,867	5,006
April	6,148	
May	6,310	
June	6,324	

QUALITY

	Quantity	Base Number	Contract	AT	Region	England
% of FP17s for the same patient ID Re-attending within 3 months - Children	40	838	4.8%	10.9%	11.6%	11.9%
% of FP17s for the same patient ID Re-attending within 3 months - Adults	126	1,512	8.3%	14.7%	15.4%	16.0%
% of FP17s for the same patient ID Re-attending between 3 & 9 months - Children	468	838	55.8%	57.2%	59.4%	58.3%
% of FP17s for the same patient ID Re-attending between 3 & 9 months - Adults	694	1,512	45.9%	48.1%	51.3%	50.3%
% of FP17s for Band 1 Urgent Courses	177	2,208	8.0%	8.7%	8.0%	9.1%
% of FP17s Relating to Free Repair or Replacements	6	2,208	0.3%	0.7%	0.8%	0.8%
% of FP17s Relating to Continuations	19	2,208	0.9%	0.9%	1.0%	1.0%
% of Patients satisfied with the dentistry they have received	6	6	N/A	91.3%	91.7%	91.5%
% of Patients satisfied with the time they had to wait for an appointment	6	6	N/A	86.9%	88.3%	87.9%

* This is based on patients treated on this contract for their most recent course of treatment. Figures in italics indicate the base number of FP17s or Patient Questionnaire responses are less than 100. N/A is shown where the base number of responses is less than 10 during the period. % is calculated as Quantity/Base number*100

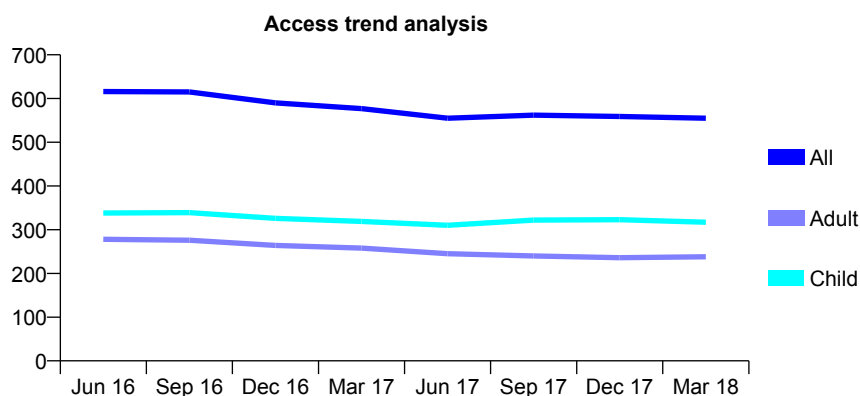
Q58 - Vital Signs At a Glance Contract Report for 927473/0001 - March 2018

Name or company name	MISS PE PRICE
Contract type name	GDS Contract
Purpose of contract	General
Contract start date	02/10/2013
Contract end date	

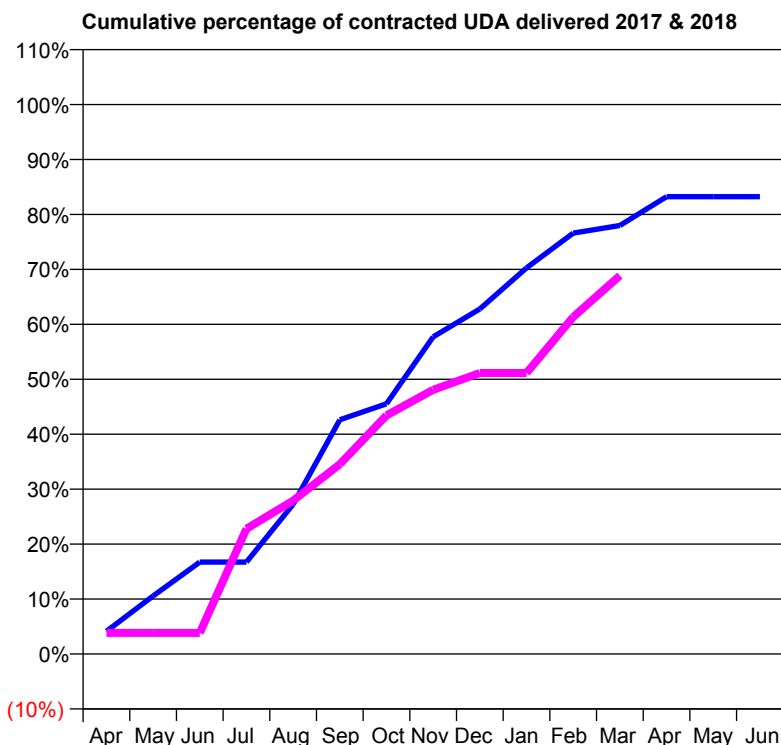
17/18 Contracted general activity (UDA)	1,500
Carry forward general activity (UDA)	0
17/18 Contracted orthodontic activity (UOA)	0
Carry forward orthodontic activity (UOA)	0
Baseline contract value	£30,898.16

ACCESS*

Patients seen in 24 months	Total	Change since previous quarter
Quarter ending March 2017	577	
Quarter ending June 2017	555	↓
Quarter ending September 2017	562	→
Quarter ending December 2017	559	→
Quarter ending March 2018	555	→
Variance since March 2017	(3.8%)	↓



ACTIVITY



Month	Adjusted Scheduled Activity (UDA)	
	2017	2018
April	62	58
May	158	58
June	251	58
July	251	342
August	409	419
September	639	518
October	683	651
November	866	721
December	942	767
January	1,054	767
February	1,149	920
March	1,170	1,033
April	1,248	
May	1,248	
June	1,248	

QUALITY

	Quantity	Base Number	Contract	AT	Region	England
% of FP17s for the same patient ID Re-attending within 3 months - Children	25	535	4.7%	10.9%	11.6%	11.9%
% of FP17s for the same patient ID Re-attending within 3 months - Adults	26	261	10.0%	14.7%	15.4%	16.0%
% of FP17s for the same patient ID Re-attending between 3 & 9 months - Children	330	535	61.7%	57.2%	59.4%	58.3%
% of FP17s for the same patient ID Re-attending between 3 & 9 months - Adults	156	261	59.8%	48.1%	51.3%	50.3%
% of FP17s for Band 1 Urgent Courses	34	751	4.5%	8.7%	8.0%	9.1%
% of FP17s Relating to Free Repair or Replacements	2	751	0.3%	0.7%	0.8%	0.8%
% of FP17s Relating to Continuations	0	751	0.0%	0.9%	1.0%	1.0%
% of Patients satisfied with the dentistry they have received	0	0	N/A	91.3%	91.7%	91.5%
% of Patients satisfied with the time they had to wait for an appointment	0	0	N/A	86.9%	88.3%	87.9%

* This is based on patients treated on this contract for their most recent course of treatment. Figures in italics indicate the base number of FP17s or Patient Questionnaire responses are less than 100. N/A is shown where the base number of responses is less than 10 during the period. % is calculated as Quantity/Base number*100

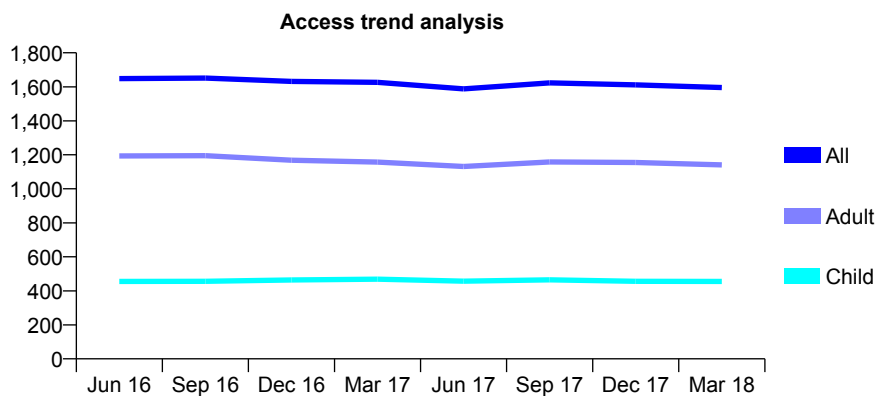
Q58 - Vital Signs At a Glance Contract Report for 935522/0001 - March 2018

Name or company name	MISS P ABDOLLAHI
Contract type name	GDS Contract
Purpose of contract	General
Contract start date	01/04/2006
Contract end date	

17/18 Contracted general activity (UDA)	3,914
Carry forward general activity (UDA)	-3
17/18 Contracted orthodontic activity (UOA)	0
Carry forward orthodontic activity (UOA)	0
Baseline contract value	£100,241.44

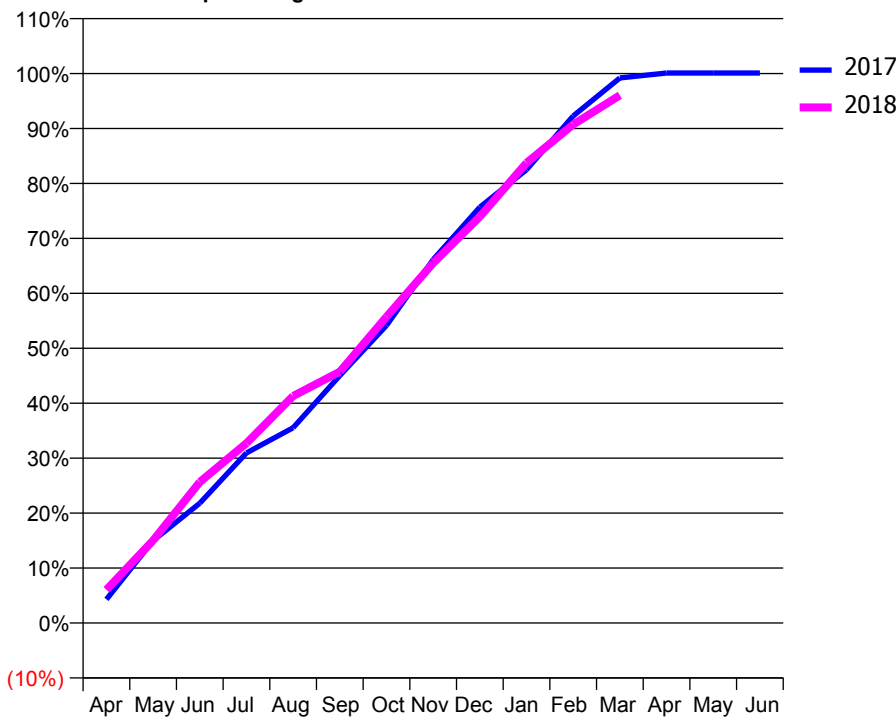
ACCESS*

Patients seen in 24 months	Total	Change since previous quarter
Quarter ending March 2017	1,626	
Quarter ending June 2017	1,588	↓
Quarter ending September 2017	1,623	↑
Quarter ending December 2017	1,611	→
Quarter ending March 2018	1,596	→
Variance since March 2017	(1.8%)	↓



ACTIVITY

Cumulative percentage of contracted UDA delivered 2017 & 2018



Month	Adjusted Scheduled Activity (UDA)	
	2017	2018
April	168	237
May	587	588
June	854	1,005
July	1,212	1,281
August	1,391	1,617
September	1,762	1,790
October	2,120	2,181
November	2,588	2,564
December	2,962	2,895
January	3,229	3,277
February	3,612	3,551
March	3,882	3,759
April	3,917	
May	3,917	
June	3,917	

QUALITY

	Quantity	Base Number	Contract	AT	Region	England
% of FP17s for the same patient ID Re-attending within 3 months - Children	29	517	5.6%	10.9%	11.6%	11.9%
% of FP17s for the same patient ID Re-attending within 3 months - Adults	178	1,323	13.5%	14.7%	15.4%	16.0%
% of FP17s for the same patient ID Re-attending between 3 & 9 months - Children	221	517	42.7%	57.2%	59.4%	58.3%
% of FP17s for the same patient ID Re-attending between 3 & 9 months - Adults	580	1,323	43.8%	48.1%	51.3%	50.3%
% of FP17s for Band 1 Urgent Courses	101	1,826	5.5%	8.7%	8.0%	9.1%
% of FP17s Relating to Free Repair or Replacements	8	1,826	0.4%	0.7%	0.8%	0.8%
% of FP17s Relating to Continuations	14	1,826	0.8%	0.9%	1.0%	1.0%
% of Patients satisfied with the dentistry they have received	0	0	N/A	91.3%	91.7%	91.5%
% of Patients satisfied with the time they had to wait for an appointment	0	0	N/A	86.9%	88.3%	87.9%

* This is based on patients treated on this contract for their most recent course of treatment. Figures in italics indicate the base number of FP17s or Patient Questionnaire responses are less than 100. N/A is shown where the base number of responses is less than 10 during the period. % is calculated as Quantity/Base number*100

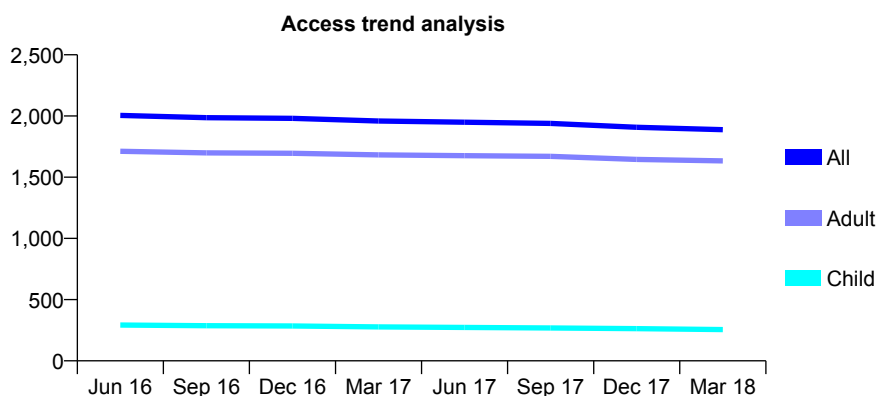
Q58 - Vital Signs At a Glance Contract Report for 935778/0001 - March 2018

Name or company name	MR M MOKHTARI
Contract type name	GDS Contract
Purpose of contract	General
Contract start date	01/04/2006
Contract end date	

17/18 Contracted general activity (UDA)	6,756
Carry forward general activity (UDA)	0
17/18 Contracted orthodontic activity (UOA)	0
Carry forward orthodontic activity (UOA)	0
Baseline contract value	£207,496.49

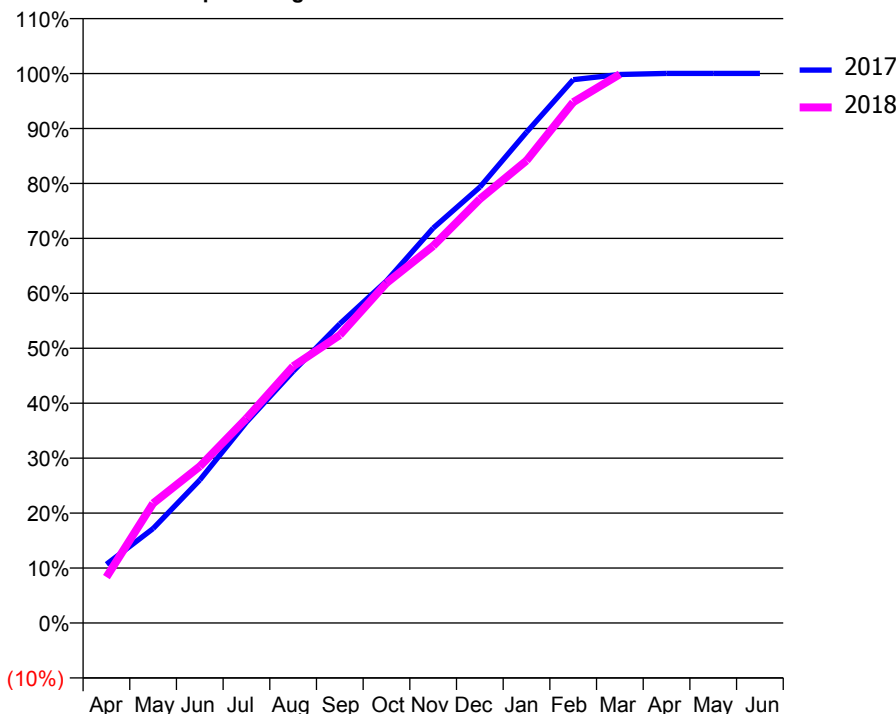
ACCESS*

Patients seen in 24 months	Total	Change since previous quarter
Quarter ending March 2017	1,959	
Quarter ending June 2017	1,949	→
Quarter ending September 2017	1,939	→
Quarter ending December 2017	1,908	↓
Quarter ending March 2018	1,888	↓
Variance since March 2017	(3.6%)	↓



ACTIVITY

Cumulative percentage of contracted UDA delivered 2017 & 2018



Month	Adjusted Scheduled Activity (UDA)	
	2017	2018
April	722	565
May	1,162	1,472
June	1,759	1,925
July	2,470	2,516
August	3,094	3,157
September	3,678	3,540
October	4,207	4,180
November	4,856	4,635
December	5,359	5,213
January	6,034	5,684
February	6,680	6,403
March	6,744	6,747
April	6,756	
May	6,756	
June	6,756	

QUALITY

	Quantity	Base Number	Contract	AT	Region	England
% of FP17s for the same patient ID Re-attending within 3 months - Children	9	406	2.2%	10.9%	11.6%	11.9%
% of FP17s for the same patient ID Re-attending within 3 months - Adults	354	3,003	11.8%	14.7%	15.4%	16.0%
% of FP17s for the same patient ID Re-attending between 3 & 9 months - Children	294	406	72.4%	57.2%	59.4%	58.3%
% of FP17s for the same patient ID Re-attending between 3 & 9 months - Adults	2,198	3,003	73.2%	48.1%	51.3%	50.3%
% of FP17s for Band 1 Urgent Courses	29	3,405	0.9%	8.7%	8.0%	9.1%
% of FP17s Relating to Free Repair or Replacements	36	3,405	1.1%	0.7%	0.8%	0.8%
% of FP17s Relating to Continuations	22	3,405	0.6%	0.9%	1.0%	1.0%
% of Patients satisfied with the dentistry they have received	5	5	N/A	91.3%	91.7%	91.5%
% of Patients satisfied with the time they had to wait for an appointment	5	5	N/A	86.9%	88.3%	87.9%

* This is based on patients treated on this contract for their most recent course of treatment. Figures in italics indicate the base number of FP17s or Patient Questionnaire responses are less than 100. N/A is shown where the base number of responses is less than 10 during the period. % is calculated as Quantity/Base number*100

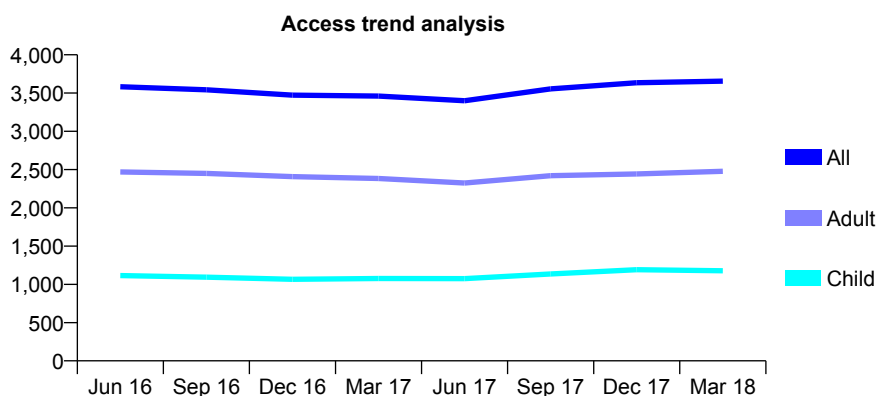
Q58 - Vital Signs At a Glance Contract Report for 939544/0001 - March 2018

Name or company name	MISS SS WADHWANI
Contract type name	GDS Contract
Purpose of contract	General
Contract start date	01/04/2006
Contract end date	

17/18 Contracted general activity (UDA)	7,512
Carry forward general activity (UDA)	-45
17/18 Contracted orthodontic activity (UOA)	0
Carry forward orthodontic activity (UOA)	0
Baseline contract value	£236,592.87

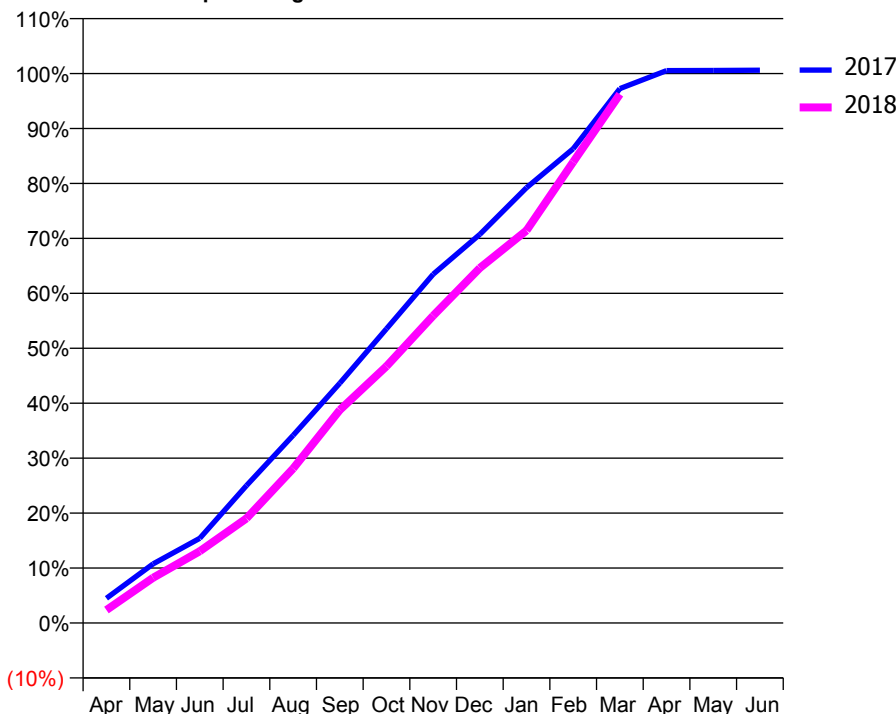
ACCESS*

Patients seen in 24 months	Total	Change since previous quarter
Quarter ending March 2017	3,460	
Quarter ending June 2017	3,400	↓
Quarter ending September 2017	3,555	↑
Quarter ending December 2017	3,635	↑
Quarter ending March 2018	3,655	→
Variance since March 2017	5.6%	↑



ACTIVITY

Cumulative percentage of contracted UDA delivered 2017 & 2018



Month	Adjusted Scheduled Activity (UDA)	
	2017	2018
April	339	179
May	808	619
June	1,159	981
July	1,878	1,431
August	2,566	2,111
September	3,279	2,913
October	4,022	3,509
November	4,768	4,202
December	5,312	4,854
January	5,950	5,366
February	6,483	6,304
March	7,306	7,229
April	7,552	
May	7,554	
June	7,557	

QUALITY

	Quantity	Base Number	Contract	AT	Region	England
% of FP17s for the same patient ID Re-attending within 3 months - Children	58	1,597	3.6%	10.9%	11.6%	11.9%
% of FP17s for the same patient ID Re-attending within 3 months - Adults	357	2,993	11.9%	14.7%	15.4%	16.0%
% of FP17s for the same patient ID Re-attending between 3 & 9 months - Children	634	1,597	39.7%	57.2%	59.4%	58.3%
% of FP17s for the same patient ID Re-attending between 3 & 9 months - Adults	1,051	2,993	35.1%	48.1%	51.3%	50.3%
% of FP17s for Band 1 Urgent Courses	354	3,815	9.3%	8.7%	8.0%	9.1%
% of FP17s Relating to Free Repair or Replacements	21	3,815	0.6%	0.7%	0.8%	0.8%
% of FP17s Relating to Continuations	35	3,815	0.9%	0.9%	1.0%	1.0%
% of Patients satisfied with the dentistry they have received	4	4	N/A	91.3%	91.7%	91.5%
% of Patients satisfied with the time they had to wait for an appointment	4	4	N/A	86.9%	88.3%	87.9%

* This is based on patients treated on this contract for their most recent course of treatment. Figures in italics indicate the base number of FP17s or Patient Questionnaire responses are less than 100. N/A is shown where the base number of responses is less than 10 during the period. % is calculated as Quantity/Base number*100

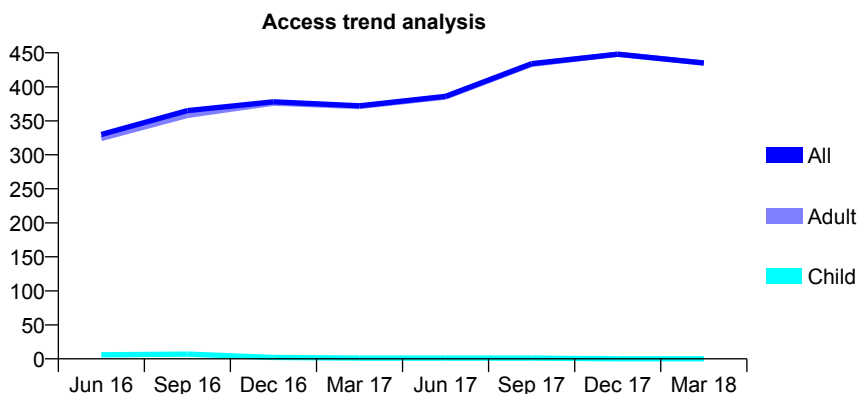
Q58 - Vital Signs At a Glance Contract Report for 939544/0002 - March 2018

Name or company name	MISS SS WADHWANI
Contract type name	PDS Contract
Purpose of contract	General
Contract start date	01/09/2014
Contract end date	31/03/2018

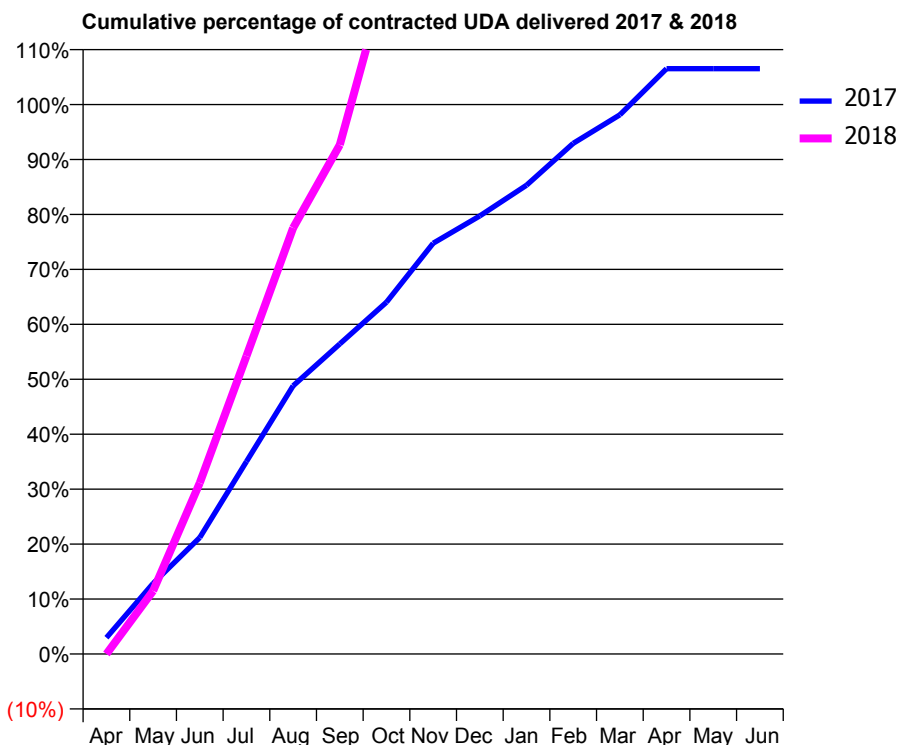
17/18 Contracted general activity (UDA)	357
Carry forward general activity (UDA)	0
17/18 Contracted orthodontic activity (UOA)	0
Carry forward orthodontic activity (UOA)	0
Baseline contract value	£53,727.68

ACCESS*

Patients seen in 24 months	Total	Change since previous quarter
Quarter ending March 2017	372	
Quarter ending June 2017	386	↑
Quarter ending September 2017	434	↑
Quarter ending December 2017	448	↑
Quarter ending March 2018	435	↓
Variance since March 2017	16.9%	↑



ACTIVITY



Month	Adjusted Scheduled Activity (UDA)	
	2017	2018
April	25	0
May	110	41
June	181	111
July	300	194
August	418	277
September	483	331
October	548	441
November	640	476
December	682	534
January	730	657
February	795	669
March	840	787
April	912	
May	912	
June	912	

QUALITY

	Quantity	Base Number	Contract	AT	Region	England
% of FP17s for the same patient ID Re-attending within 3 months - Children	0	0	N/A	10.9%	11.6%	11.9%
% of FP17s for the same patient ID Re-attending within 3 months - Adults	29	352	8.2%	14.7%	15.4%	16.0%
% of FP17s for the same patient ID Re-attending between 3 & 9 months - Children	0	0	N/A	57.2%	59.4%	58.3%
% of FP17s for the same patient ID Re-attending between 3 & 9 months - Adults	101	352	28.7%	48.1%	51.3%	50.3%
% of FP17s for Band 1 Urgent Courses	25	319	7.8%	8.7%	8.0%	9.1%
% of FP17s Relating to Free Repair or Replacements	0	319	0.0%	0.7%	0.8%	0.8%
% of FP17s Relating to Continuations	10	319	3.1%	0.9%	1.0%	1.0%
% of Patients satisfied with the dentistry they have received	1	1	N/A	91.3%	91.7%	91.5%
% of Patients satisfied with the time they had to wait for an appointment	0	1	N/A	86.9%	88.3%	87.9%

* This is based on patients treated on this contract for their most recent course of treatment. Figures in italics indicate the base number of FP17s or Patient Questionnaire responses are less than 100. N/A is shown where the base number of responses is less than 10 during the period. % is calculated as Quantity/Base number*100

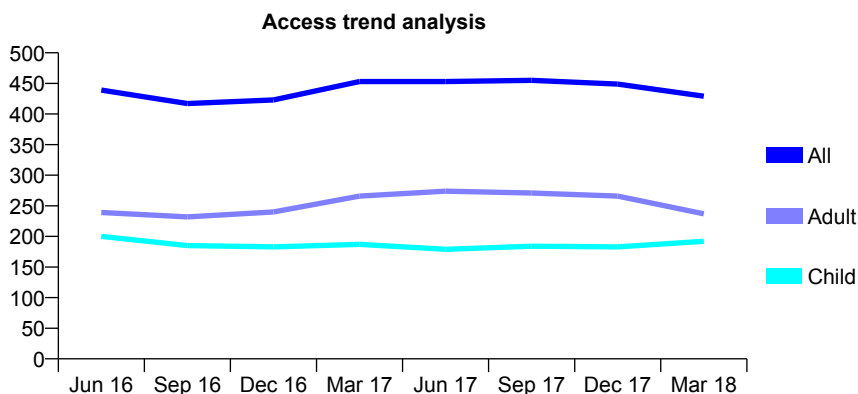
Q58 - Vital Signs At a Glance Contract Report for 940984/0001 - March 2018

Name or company name	MR NL SLACK
Contract type name	GDS Contract
Purpose of contract	General
Contract start date	01/04/2006
Contract end date	

17/18 Contracted general activity (UDA)	1,326
Carry forward general activity (UDA)	-1
17/18 Contracted orthodontic activity (UOA)	0
Carry forward orthodontic activity (UOA)	0
Baseline contract value	£38,299.93

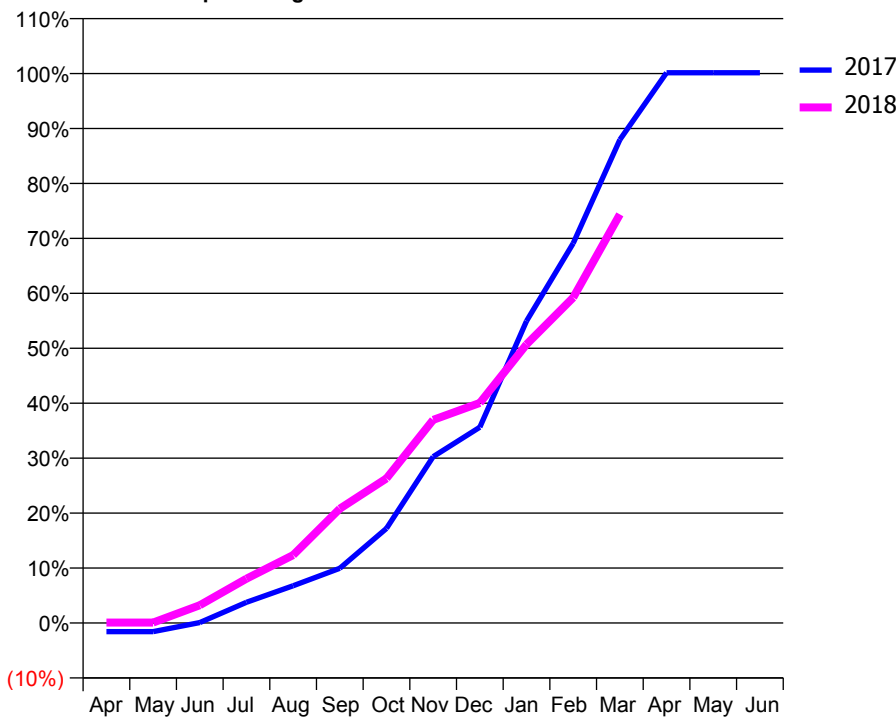
ACCESS*

Patients seen in 24 months	Total	Change since previous quarter
Quarter ending March 2017	453	
Quarter ending June 2017	453	→
Quarter ending September 2017	455	→
Quarter ending December 2017	449	↓
Quarter ending March 2018	429	↓
Variance since March 2017	(5.3%)	↓



ACTIVITY

Cumulative percentage of contracted UDA delivered 2017 & 2018



Month	Adjusted Scheduled Activity (UDA)	
	2017	2018
April	-21	1
May	-21	1
June	1	43
July	50	107
August	90	164
September	132	276
October	228	349
November	401	490
December	472	531
January	729	672
February	916	785
March	1,166	986
April	1,328	
May	1,328	
June	1,328	

QUALITY

	Quantity	Base Number	Contract	AT	Region	England
% of FP17s for the same patient ID Re-attending within 3 months - Children	20	271	7.4%	10.9%	11.6%	11.9%
% of FP17s for the same patient ID Re-attending within 3 months - Adults	29	224	12.9%	14.7%	15.4%	16.0%
% of FP17s for the same patient ID Re-attending between 3 & 9 months - Children	185	271	68.3%	57.2%	59.4%	58.3%
% of FP17s for the same patient ID Re-attending between 3 & 9 months - Adults	109	224	48.7%	48.1%	51.3%	50.3%
% of FP17s for Band 1 Urgent Courses	2	446	0.4%	8.7%	8.0%	9.1%
% of FP17s Relating to Free Repair or Replacements	1	446	0.2%	0.7%	0.8%	0.8%
% of FP17s Relating to Continuations	0	446	0.0%	0.9%	1.0%	1.0%
% of Patients satisfied with the dentistry they have received	1	1	N/A	91.3%	91.7%	91.5%
% of Patients satisfied with the time they had to wait for an appointment	1	1	N/A	86.9%	88.3%	87.9%

* This is based on patients treated on this contract for their most recent course of treatment. Figures in italics indicate the base number of FP17s or Patient Questionnaire responses are less than 100. N/A is shown where the base number of responses is less than 10 during the period. % is calculated as Quantity/Base number*100

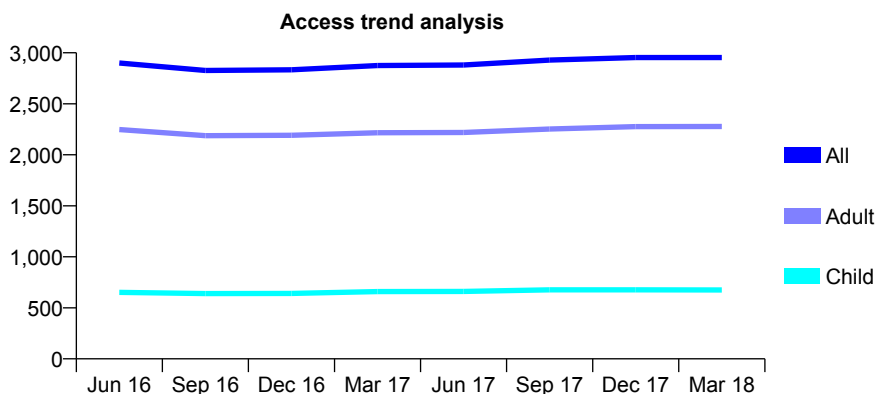
Q58 - Vital Signs At a Glance Contract Report for 941034/0001 - March 2018

Name or company name	Highfield Dental Practice
Contract type name	GDS Contract
Purpose of contract	General
Contract start date	12/08/2013
Contract end date	

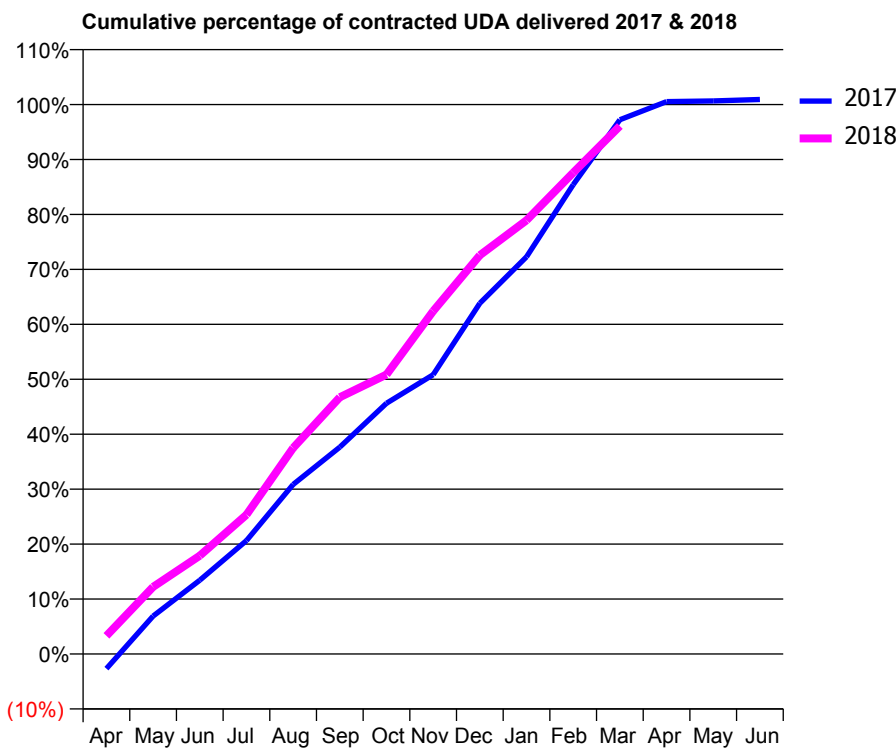
17/18 Contracted general activity (UDA)	10,085
Carry forward general activity (UDA)	-92
17/18 Contracted orthodontic activity (UOA)	0
Carry forward orthodontic activity (UOA)	0
Baseline contract value	£257,646.32

ACCESS*

Patients seen in 24 months	Total	Change since previous quarter
Quarter ending March 2017	2,875	
Quarter ending June 2017	2,880	→
Quarter ending September 2017	2,929	→
Quarter ending December 2017	2,953	→
Quarter ending March 2018	2,953	→
Variance since March 2017	2.7%	↑



ACTIVITY



Month	Adjusted Scheduled Activity (UDA)	
	2017	2018
April	-271	334
May	696	1,233
June	1,355	1,805
July	2,082	2,556
August	3,111	3,781
September	3,798	4,712
October	4,603	5,129
November	5,127	6,293
December	6,437	7,319
January	7,289	7,960
February	8,614	8,833
March	9,804	9,689
April	10,139	
May	10,150	
June	10,177	

QUALITY

	Quantity	Base Number	Contract	AT	Region	England
% of FP17s for the same patient ID Re-attending within 3 months - Children	68	924	7.4%	10.9%	11.6%	11.9%
% of FP17s for the same patient ID Re-attending within 3 months - Adults	414	3,019	13.7%	14.7%	15.4%	16.0%
% of FP17s for the same patient ID Re-attending between 3 & 9 months - Children	444	924	48.1%	57.2%	59.4%	58.3%
% of FP17s for the same patient ID Re-attending between 3 & 9 months - Adults	1,361	3,019	45.1%	48.1%	51.3%	50.3%
% of FP17s for Band 1 Urgent Courses	358	3,810	9.4%	8.7%	8.0%	9.1%
% of FP17s Relating to Free Repair or Replacements	21	3,810	0.6%	0.7%	0.8%	0.8%
% of FP17s Relating to Continuations	22	3,810	0.6%	0.9%	1.0%	1.0%
% of Patients satisfied with the dentistry they have received	4	4	N/A	91.3%	91.7%	91.5%
% of Patients satisfied with the time they had to wait for an appointment	4	4	N/A	86.9%	88.3%	87.9%

* This is based on patients treated on this contract for their most recent course of treatment. Figures in italics indicate the base number of FP17s or Patient Questionnaire responses are less than 100. N/A is shown where the base number of responses is less than 10 during the period. % is calculated as Quantity/Base number*100

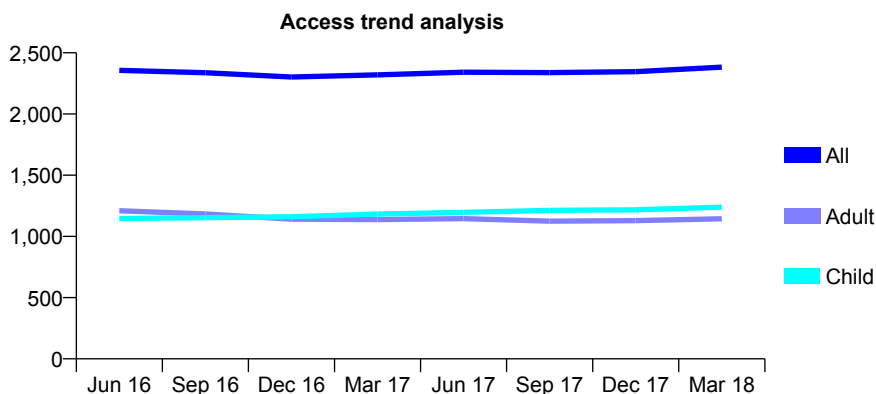
Q58 - Vital Signs At a Glance Contract Report for 943959/0001 - March 2018

Name or company name	MR K THANKI
Contract type name	GDS Contract
Purpose of contract	General
Contract start date	01/04/2006
Contract end date	

17/18 Contracted general activity (UDA)	10,870
Carry forward general activity (UDA)	46
17/18 Contracted orthodontic activity (UOA)	0
Carry forward orthodontic activity (UOA)	0
Baseline contract value	£357,938.55

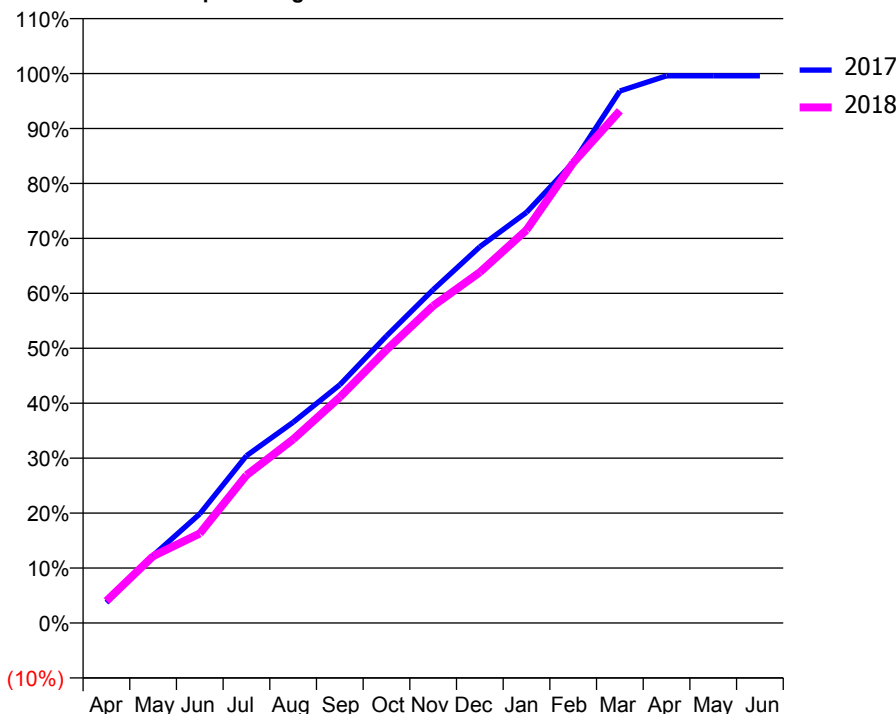
ACCESS*

Patients seen in 24 months	Total	Change since previous quarter
Quarter ending March 2017	2,320	
Quarter ending June 2017	2,342	→
Quarter ending September 2017	2,338	→
Quarter ending December 2017	2,346	→
Quarter ending March 2018	2,383	→
Variance since March 2017	2.7%	↑



ACTIVITY

Cumulative percentage of contracted UDA delivered 2017 & 2018



Month	Adjusted Scheduled Activity (UDA)	
	2017	2018
April	404	438
May	1,336	1,322
June	2,159	1,772
July	3,309	2,924
August	3,971	3,632
September	4,713	4,466
October	5,677	5,402
November	6,594	6,273
December	7,443	6,938
January	8,124	7,775
February	9,111	9,105
March	10,524	10,132
April	10,823	
May	10,823	
June	10,823	

QUALITY

	Quantity	Base Number	Contract	AT	Region	England
% of FP17s for the same patient ID Re-attending within 3 months - Children	117	1,866	6.3%	10.9%	11.6%	11.9%
% of FP17s for the same patient ID Re-attending within 3 months - Adults	244	1,590	15.3%	14.7%	15.4%	16.0%
% of FP17s for the same patient ID Re-attending between 3 & 9 months - Children	1,201	1,866	64.4%	57.2%	59.4%	58.3%
% of FP17s for the same patient ID Re-attending between 3 & 9 months - Adults	934	1,590	58.7%	48.1%	51.3%	50.3%
% of FP17s for Band 1 Urgent Courses	41	3,389	1.2%	8.7%	8.0%	9.1%
% of FP17s Relating to Free Repair or Replacements	4	3,389	0.1%	0.7%	0.8%	0.8%
% of FP17s Relating to Continuations	3	3,389	0.1%	0.9%	1.0%	1.0%
% of Patients satisfied with the dentistry they have received	3	3	N/A	91.3%	91.7%	91.5%
% of Patients satisfied with the time they had to wait for an appointment	3	3	N/A	86.9%	88.3%	87.9%

* This is based on patients treated on this contract for their most recent course of treatment. Figures in italics indicate the base number of FP17s or Patient Questionnaire responses are less than 100. N/A is shown where the base number of responses is less than 10 during the period. % is calculated as Quantity/Base number*100

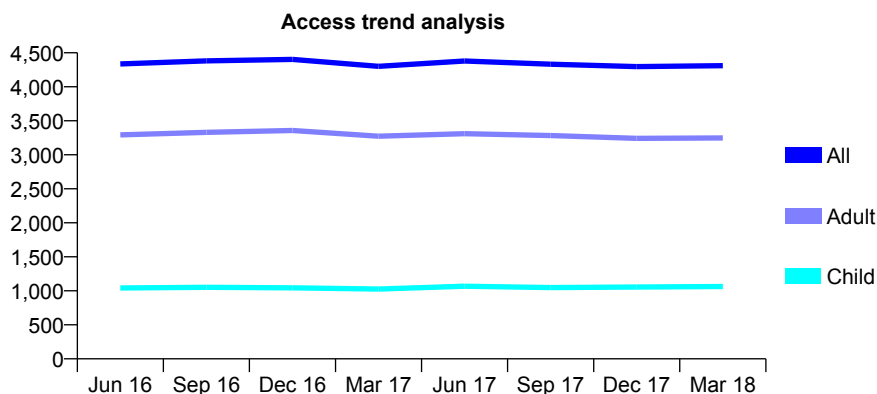
Q58 - Vital Signs At a Glance Contract Report for 946656/0002 - March 2018

Name or company name	MR GS LIDDER
Contract type name	GDS Contract
Purpose of contract	General
Contract start date	22/12/2007
Contract end date	

17/18 Contracted general activity (UDA)	10,493
Carry forward general activity (UDA)	116
17/18 Contracted orthodontic activity (UOA)	0
Carry forward orthodontic activity (UOA)	0
Baseline contract value	£363,061.45

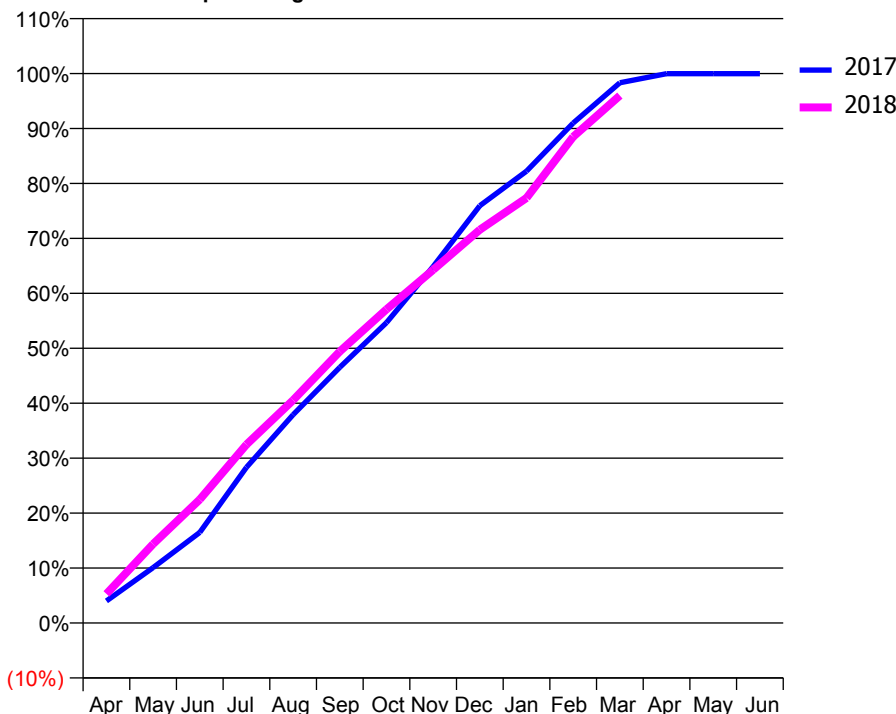
ACCESS*

Patients seen in 24 months	Total	Change since previous quarter
Quarter ending March 2017	4,300	
Quarter ending June 2017	4,379	→
Quarter ending September 2017	4,333	↓
Quarter ending December 2017	4,298	→
Quarter ending March 2018	4,311	→
Variance since March 2017	0.3%	→



ACTIVITY

Cumulative percentage of contracted UDA delivered 2017 & 2018



Month	Adjusted Scheduled Activity (UDA)	
	2017	2018
April	422	556
May	1,059	1,508
June	1,731	2,358
July	2,973	3,408
August	3,980	4,256
September	4,882	5,185
October	5,736	5,990
November	6,808	6,745
December	7,970	7,510
January	8,628	8,115
February	9,548	9,286
March	10,316	10,071
April	10,489	
May	10,489	
June	10,490	

QUALITY

	Quantity	Base Number	Contract	AT	Region	England
% of FP17s for the same patient ID Re-attending within 3 months - Children	113	1,633	6.9%	10.9%	11.6%	11.9%
% of FP17s for the same patient ID Re-attending within 3 months - Adults	532	4,288	12.4%	14.7%	15.4%	16.0%
% of FP17s for the same patient ID Re-attending between 3 & 9 months - Children	912	1,633	55.8%	57.2%	59.4%	58.3%
% of FP17s for the same patient ID Re-attending between 3 & 9 months - Adults	2,164	4,288	50.5%	48.1%	51.3%	50.3%
% of FP17s for Band 1 Urgent Courses	444	5,487	8.1%	8.7%	8.0%	9.1%
% of FP17s Relating to Free Repair or Replacements	20	5,487	0.4%	0.7%	0.8%	0.8%
% of FP17s Relating to Continuations	27	5,487	0.5%	0.9%	1.0%	1.0%
% of Patients satisfied with the dentistry they have received	2	2	N/A	91.3%	91.7%	91.5%
% of Patients satisfied with the time they had to wait for an appointment	2	2	N/A	86.9%	88.3%	87.9%

* This is based on patients treated on this contract for their most recent course of treatment. Figures in italics indicate the base number of FP17s or Patient Questionnaire responses are less than 100. N/A is shown where the base number of responses is less than 10 during the period. % is calculated as Quantity/Base number*100

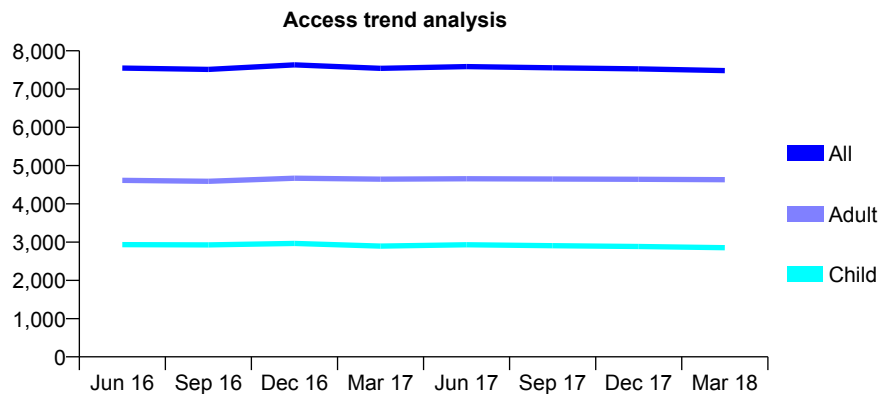
Q58 - Vital Signs At a Glance Contract Report for 946931/0001 - March 2018

Name or company name	All Smiles Dental Care
Contract type name	GDS Contract
Purpose of contract	General
Contract start date	01/04/2006
Contract end date	

17/18 Contracted general activity (UDA)	15,649
Carry forward general activity (UDA)	-313
17/18 Contracted orthodontic activity (UOA)	0
Carry forward orthodontic activity (UOA)	0
Baseline contract value	£421,245.45

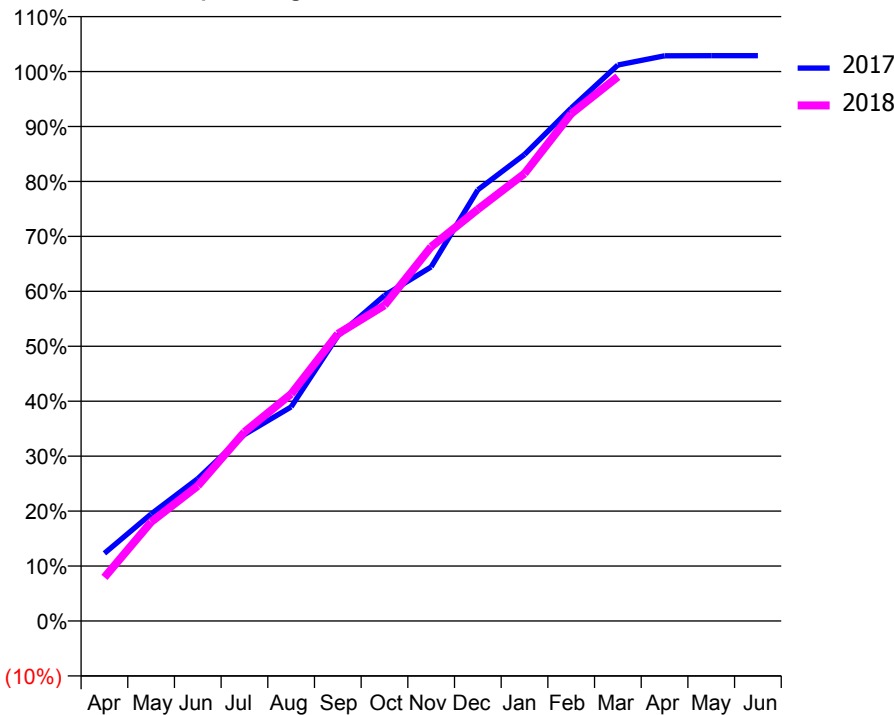
ACCESS*

Patients seen in 24 months	Total	Change since previous quarter
Quarter ending March 2017	7,542	
Quarter ending June 2017	7,587	→
Quarter ending September 2017	7,556	→
Quarter ending December 2017	7,526	→
Quarter ending March 2018	7,482	→
Variance since March 2017	(0.8%)	→



ACTIVITY

Cumulative percentage of contracted UDA delivered 2017 & 2018



Month	Adjusted Scheduled Activity (UDA)	
	2017	2018
April	1,928	1,245
May	3,047	2,820
June	4,054	3,849
July	5,312	5,383
August	6,099	6,465
September	8,119	8,178
October	9,273	8,990
November	10,083	10,658
December	12,280	11,725
January	13,284	12,743
February	14,606	14,449
March	15,832	15,499
April	16,095	
May	16,099	
June	16,099	

QUALITY

	Quantity	Base Number	Contract	AT	Region	England
% of FP17s for the same patient ID Re-attending within 3 months - Children	212	4,533	4.7%	10.9%	11.6%	11.9%
% of FP17s for the same patient ID Re-attending within 3 months - Adults	574	6,293	9.1%	14.7%	15.4%	16.0%
% of FP17s for the same patient ID Re-attending between 3 & 9 months - Children	3,136	4,533	69.2%	57.2%	59.4%	58.3%
% of FP17s for the same patient ID Re-attending between 3 & 9 months - Adults	3,844	6,293	61.1%	48.1%	51.3%	50.3%
% of FP17s for Band 1 Urgent Courses	601	10,648	5.6%	8.7%	8.0%	9.1%
% of FP17s Relating to Free Repair or Replacements	7	10,648	0.1%	0.7%	0.8%	0.8%
% of FP17s Relating to Continuations	44	10,648	0.4%	0.9%	1.0%	1.0%
% of Patients satisfied with the dentistry they have received	4	4	N/A	91.3%	91.7%	91.5%
% of Patients satisfied with the time they had to wait for an appointment	2	4	N/A	86.9%	88.3%	87.9%

* This is based on patients treated on this contract for their most recent course of treatment. Figures in italics indicate the base number of FP17s or Patient Questionnaire responses are less than 100. N/A is shown where the base number of responses is less than 10 during the period. % is calculated as Quantity/Base number*100

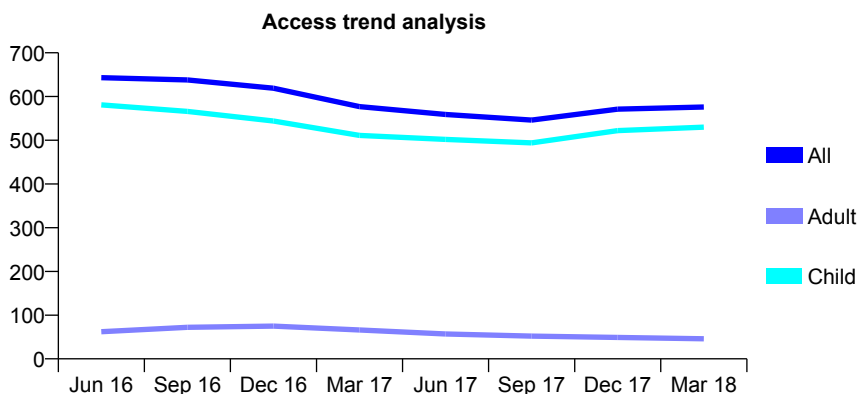
Q58 - Vital Signs At a Glance Contract Report for 951056/0001 - March 2018

Name or company name	Uma Madhav
Contract type name	GDS Contract
Purpose of contract	General
Contract start date	01/04/2006
Contract end date	

17/18 Contracted general activity (UDA)	980
Carry forward general activity (UDA)	-6
17/18 Contracted orthodontic activity (UOA)	0
Carry forward orthodontic activity (UOA)	0
Baseline contract value	£25,248.65

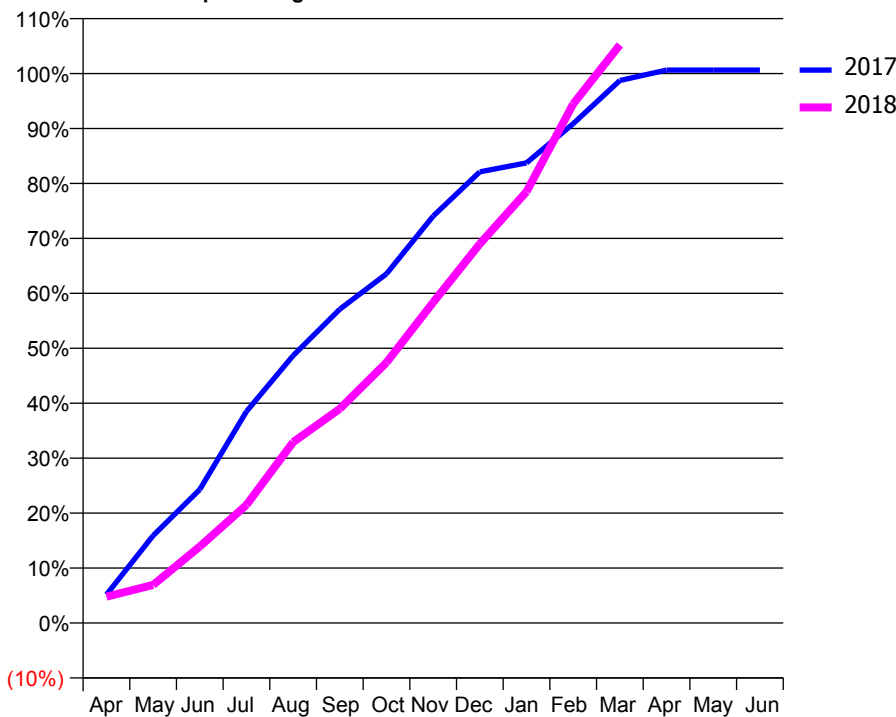
ACCESS*

Patients seen in 24 months	Total	Change since previous quarter
Quarter ending March 2017	577	
Quarter ending June 2017	559	↓
Quarter ending September 2017	546	↓
Quarter ending December 2017	571	↑
Quarter ending March 2018	576	→
Variance since March 2017	(0.2%)	→



ACTIVITY

Cumulative percentage of contracted UDA delivered 2017 & 2018



Adjusted Scheduled Activity (UDA)

Month	2017	2018
April	51	47
May	156	68
June	238	136
July	377	211
August	477	323
September	560	382
October	623	465
November	726	572
December	805	676
January	821	769
February	890	926
March	968	1,031
April	986	
May	986	
June	986	

QUALITY

	Quantity	Base Number	Contract	AT	Region	England
% of FP17s for the same patient ID Re-attending within 3 months - Children	34	717	4.7%	10.9%	11.6%	11.9%
% of FP17s for the same patient ID Re-attending within 3 months - Adults	0	0	N/A	14.7%	15.4%	16.0%
% of FP17s for the same patient ID Re-attending between 3 & 9 months - Children	330	717	46.0%	57.2%	59.4%	58.3%
% of FP17s for the same patient ID Re-attending between 3 & 9 months - Adults	0	0	N/A	48.1%	51.3%	50.3%
% of FP17s for Band 1 Urgent Courses	26	698	3.7%	8.7%	8.0%	9.1%
% of FP17s Relating to Free Repair or Replacements	0	698	0.0%	0.7%	0.8%	0.8%
% of FP17s Relating to Continuations	2	698	0.3%	0.9%	1.0%	1.0%
% of Patients satisfied with the dentistry they have received	0	0	N/A	91.3%	91.7%	91.5%
% of Patients satisfied with the time they had to wait for an appointment	0	0	N/A	86.9%	88.3%	87.9%

* This is based on patients treated on this contract for their most recent course of treatment. Figures in italics indicate the base number of FP17s or Patient Questionnaire responses are less than 100. N/A is shown where the base number of responses is less than 10 during the period. % is calculated as Quantity/Base number*100

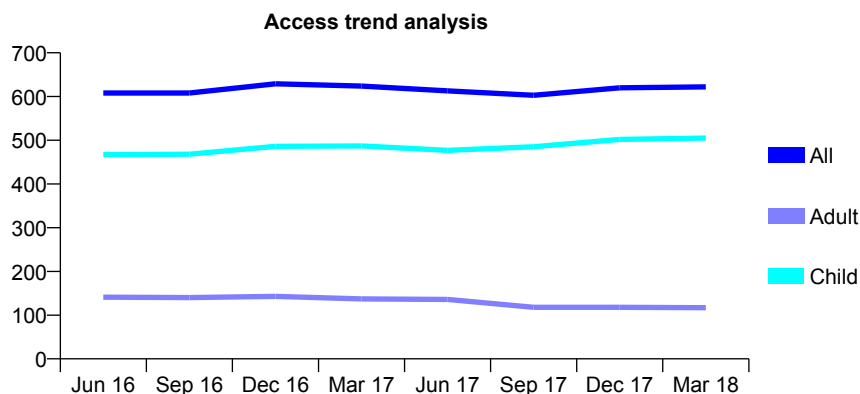
Q58 - Vital Signs At a Glance Contract Report for 952451/0001 - March 2018

Name or company name	MISS D GANGULI
Contract type name	GDS Contract
Purpose of contract	General
Contract start date	01/12/2010
Contract end date	

17/18 Contracted general activity (UDA)	1,146
Carry forward general activity (UDA)	-8
17/18 Contracted orthodontic activity (UOA)	0
Carry forward orthodontic activity (UOA)	0
Baseline contract value	£31,875.85

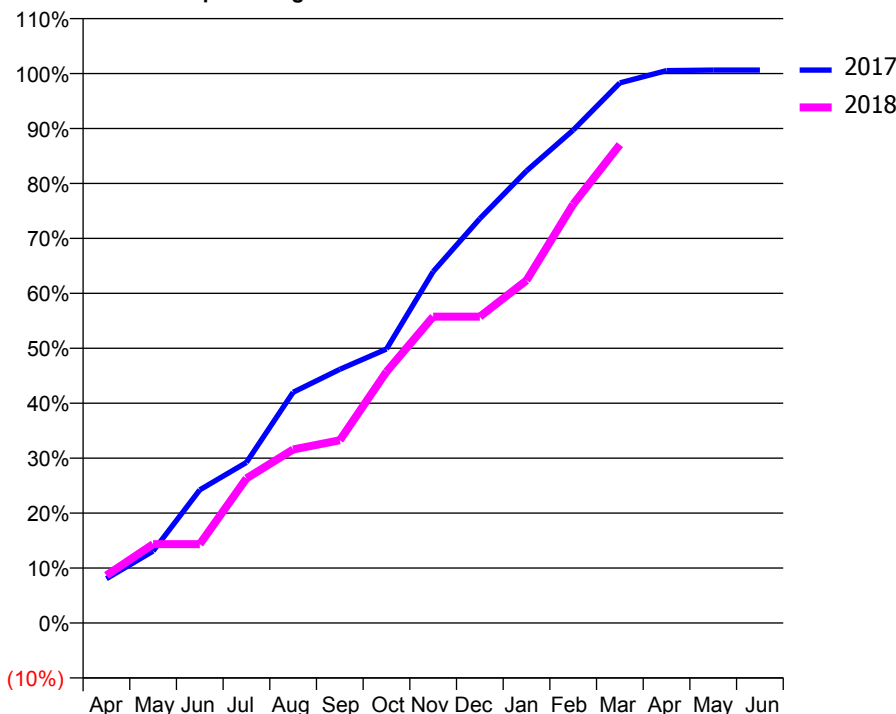
ACCESS*

Patients seen in 24 months	Total	Change since previous quarter
Quarter ending March 2017	624	
Quarter ending June 2017	613	↓
Quarter ending September 2017	603	↓
Quarter ending December 2017	620	↑
Quarter ending March 2018	622	→
Variance since March 2017	(0.3%)	→



ACTIVITY

Cumulative percentage of contracted UDA delivered 2017 & 2018



Month	Adjusted Scheduled Activity (UDA)	
	2017	2018
April	93	99
May	150	164
June	278	164
July	335	302
August	481	362
September	529	381
October	571	524
November	733	639
December	843	639
January	943	715
February	1,028	873
March	1,126	998
April	1,152	
May	1,153	
June	1,153	

QUALITY

	Quantity	Base Number	Contract	AT	Region	England
% of FP17s for the same patient ID Re-attending within 3 months - Children	39	709	5.5%	10.9%	11.6%	11.9%
% of FP17s for the same patient ID Re-attending within 3 months - Adults	13	91	14.3%	14.7%	15.4%	16.0%
% of FP17s for the same patient ID Re-attending between 3 & 9 months - Children	385	709	54.3%	57.2%	59.4%	58.3%
% of FP17s for the same patient ID Re-attending between 3 & 9 months - Adults	30	91	33.0%	48.1%	51.3%	50.3%
% of FP17s for Band 1 Urgent Courses	36	784	4.6%	8.7%	8.0%	9.1%
% of FP17s Relating to Free Repair or Replacements	1	784	0.1%	0.7%	0.8%	0.8%
% of FP17s Relating to Continuations	0	784	0.0%	0.9%	1.0%	1.0%
% of Patients satisfied with the dentistry they have received	0	0	N/A	91.3%	91.7%	91.5%
% of Patients satisfied with the time they had to wait for an appointment	0	0	N/A	86.9%	88.3%	87.9%

* This is based on patients treated on this contract for their most recent course of treatment. Figures in italics indicate the base number of FP17s or Patient Questionnaire responses are less than 100. N/A is shown where the base number of responses is less than 10 during the period. % is calculated as Quantity/Base number*100

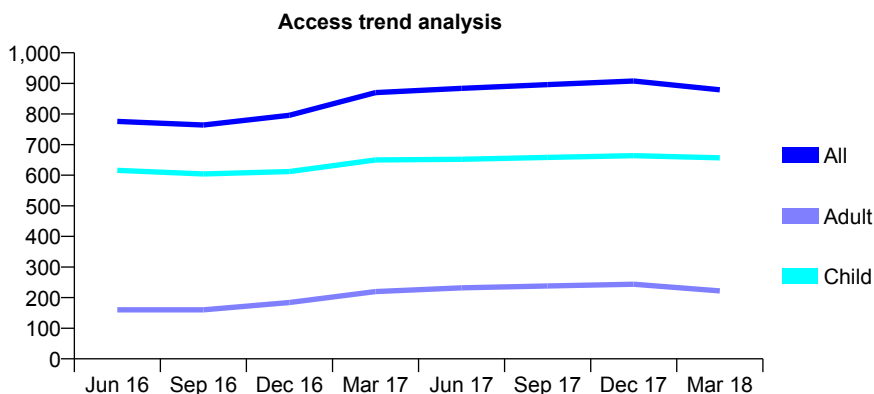
Q58 - Vital Signs At a Glance Contract Report for 960845/0001 - March 2018

Name or company name	MR K SAEED
Contract type name	GDS Contract
Purpose of contract	General
Contract start date	05/02/2008
Contract end date	

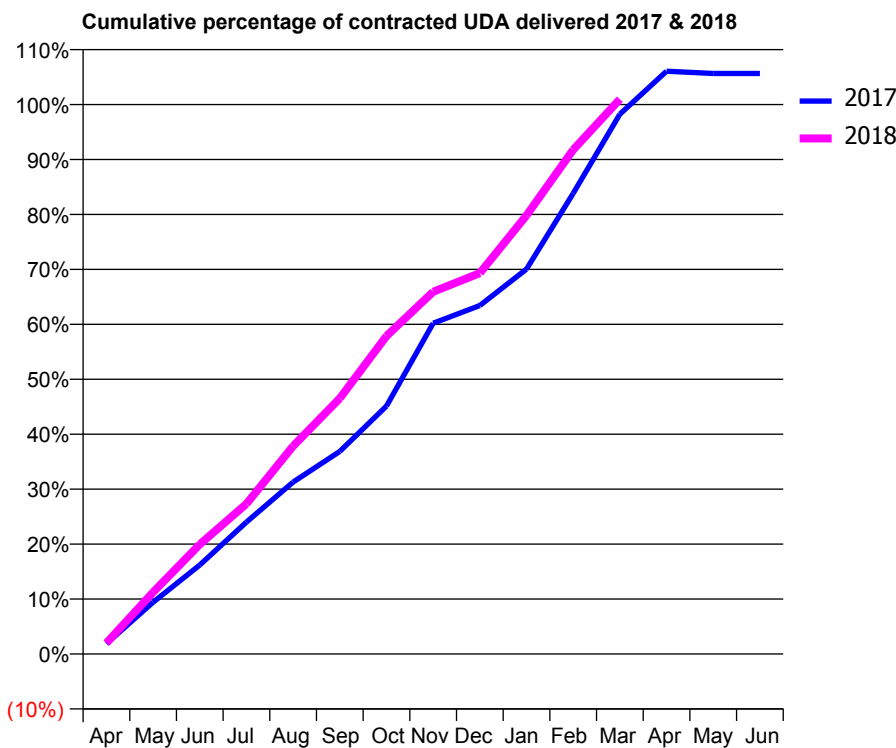
17/18 Contracted general activity (UDA)	1,938
Carry forward general activity (UDA)	-39
17/18 Contracted orthodontic activity (UOA)	0
Carry forward orthodontic activity (UOA)	0
Baseline contract value	£42,405.49

ACCESS*

Patients seen in 24 months	Total	Change since previous quarter
Quarter ending March 2017	870	
Quarter ending June 2017	884	→
Quarter ending September 2017	896	→
Quarter ending December 2017	908	→
Quarter ending March 2018	879	↓
Variance since March 2017	1.0%	→



ACTIVITY



Month	Adjusted Scheduled Activity (UDA)	
	2017	2018
April	37	39
May	183	218
June	314	387
July	465	530
August	607	734
September	715	902
October	875	1,121
November	1,167	1,278
December	1,229	1,343
January	1,357	1,547
February	1,624	1,778
March	1,904	1,957
April	2,055	
May	2,047	
June	2,047	

QUALITY

	Quantity	Base Number	Contract	AT	Region	England
% of FP17s for the same patient ID Re-attending within 3 months - Children	60	988	6.1%	10.9%	11.6%	11.9%
% of FP17s for the same patient ID Re-attending within 3 months - Adults	20	234	8.5%	14.7%	15.4%	16.0%
% of FP17s for the same patient ID Re-attending between 3 & 9 months - Children	626	988	63.4%	57.2%	59.4%	58.3%
% of FP17s for the same patient ID Re-attending between 3 & 9 months - Adults	134	234	57.3%	48.1%	51.3%	50.3%
% of FP17s for Band 1 Urgent Courses	34	1,155	2.9%	8.7%	8.0%	9.1%
% of FP17s Relating to Free Repair or Replacements	0	1,155	0.0%	0.7%	0.8%	0.8%
% of FP17s Relating to Continuations	0	1,155	0.0%	0.9%	1.0%	1.0%
% of Patients satisfied with the dentistry they have received	1	1	N/A	91.3%	91.7%	91.5%
% of Patients satisfied with the time they had to wait for an appointment	1	1	N/A	86.9%	88.3%	87.9%

* This is based on patients treated on this contract for their most recent course of treatment. Figures in italics indicate the base number of FP17s or Patient Questionnaire responses are less than 100. N/A is shown where the base number of responses is less than 10 during the period. % is calculated as Quantity/Base number*100

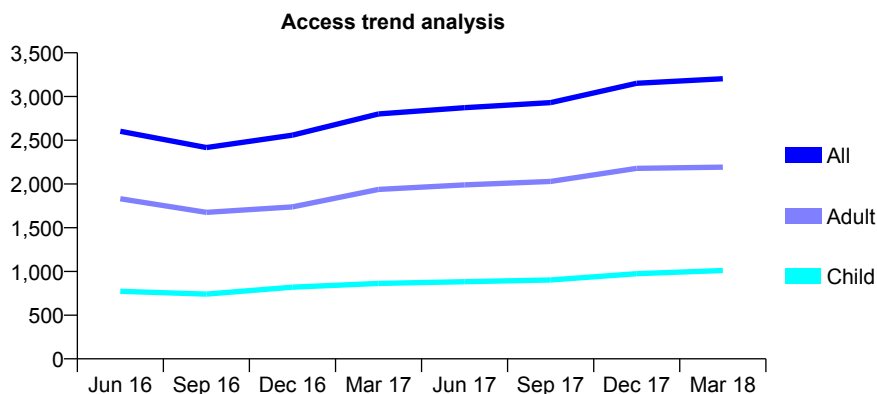
Q58 - Vital Signs At a Glance Contract Report for 963577/0001 - March 2018

Name or company name	MR VB SHAH
Contract type name	GDS Contract
Purpose of contract	General
Contract start date	01/05/2011
Contract end date	

17/18 Contracted general activity (UDA)	8,207
Carry forward general activity (UDA)	-164
17/18 Contracted orthodontic activity (UOA)	0
Carry forward orthodontic activity (UOA)	0
Baseline contract value	£205,487.25

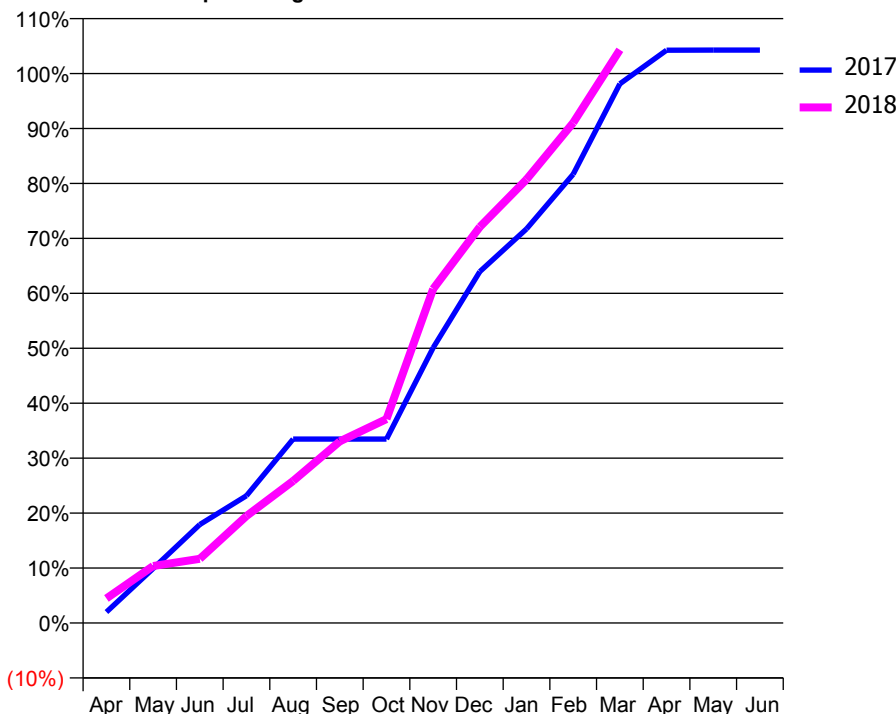
ACCESS*

Patients seen in 24 months	Total	Change since previous quarter
Quarter ending March 2017	2,801	
Quarter ending June 2017	2,872	↑
Quarter ending September 2017	2,931	↑
Quarter ending December 2017	3,151	↑
Quarter ending March 2018	3,203	→
Variance since March 2017	14.4%	↑



ACTIVITY

Cumulative percentage of contracted UDA delivered 2017 & 2018



Month	Adjusted Scheduled Activity (UDA)	
	2017	2018
April	164	368
May	813	852
June	1,471	960
July	1,901	1,599
August	2,747	2,122
September	2,747	2,713
October	2,747	3,046
November	4,112	4,990
December	5,250	5,917
January	5,886	6,626
February	6,703	7,472
March	8,053	8,561
April	8,556	
May	8,557	
June	8,557	

QUALITY

	Quantity	Base Number	Contract	AT	Region	England
% of FP17s for the same patient ID Re-attending within 3 months - Children	124	1,486	8.3%	10.9%	11.6%	11.9%
% of FP17s for the same patient ID Re-attending within 3 months - Adults	498	2,733	18.2%	14.7%	15.4%	16.0%
% of FP17s for the same patient ID Re-attending between 3 & 9 months - Children	794	1,486	53.4%	57.2%	59.4%	58.3%
% of FP17s for the same patient ID Re-attending between 3 & 9 months - Adults	1,090	2,733	39.9%	48.1%	51.3%	50.3%
% of FP17s for Band 1 Urgent Courses	422	3,227	13.1%	8.7%	8.0%	9.1%
% of FP17s Relating to Free Repair or Replacements	9	3,227	0.3%	0.7%	0.8%	0.8%
% of FP17s Relating to Continuations	60	3,227	1.9%	0.9%	1.0%	1.0%
% of Patients satisfied with the dentistry they have received	0	0	N/A	91.3%	91.7%	91.5%
% of Patients satisfied with the time they had to wait for an appointment	0	0	N/A	86.9%	88.3%	87.9%

* This is based on patients treated on this contract for their most recent course of treatment. Figures in italics indicate the base number of FP17s or Patient Questionnaire responses are less than 100. N/A is shown where the base number of responses is less than 10 during the period. % is calculated as Quantity/Base number*100

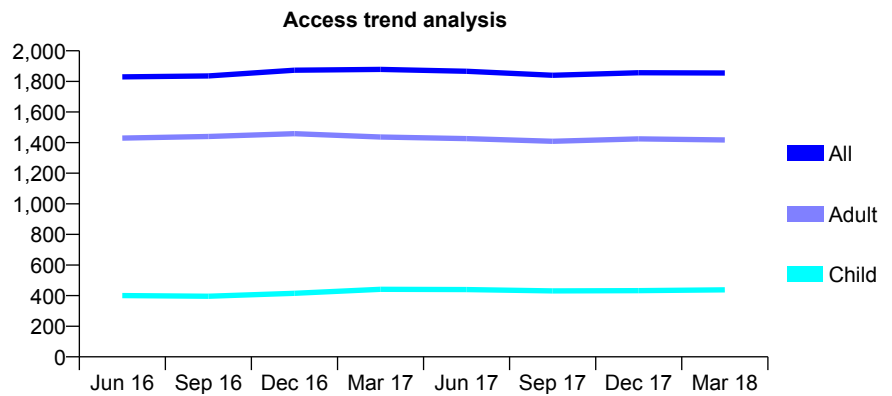
Q58 - Vital Signs At a Glance Contract Report for 963623/0001 - March 2018

Name or company name	MRS FD AIMEY
Contract type name	GDS Contract
Purpose of contract	General
Contract start date	02/10/2006
Contract end date	

17/18 Contracted general activity (UDA)	5,625
Carry forward general activity (UDA)	20
17/18 Contracted orthodontic activity (UOA)	0
Carry forward orthodontic activity (UOA)	0
Baseline contract value	£139,378.12

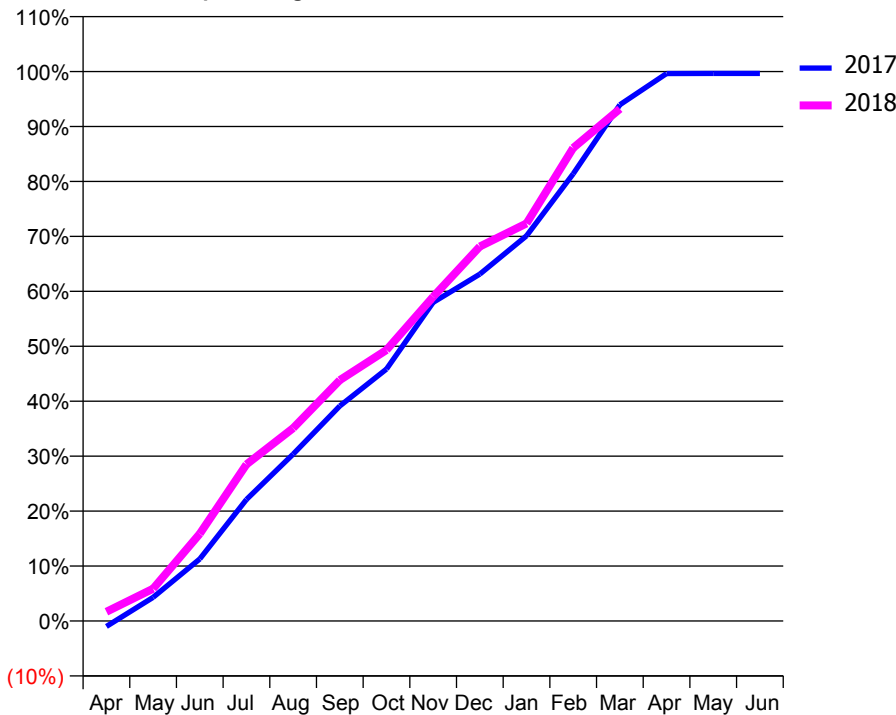
ACCESS*

Patients seen in 24 months	Total	Change since previous quarter
Quarter ending March 2017	1,878	
Quarter ending June 2017	1,866	→
Quarter ending September 2017	1,840	↓
Quarter ending December 2017	1,857	→
Quarter ending March 2018	1,855	→
Variance since March 2017	(1.2%)	↓



ACTIVITY

Cumulative percentage of contracted UDA delivered 2017 & 2018



Month	Adjusted Scheduled Activity (UDA)	
	2017	2018
April	-57	94
May	242	330
June	635	893
July	1,245	1,603
August	1,708	1,975
September	2,201	2,466
October	2,579	2,774
November	3,261	3,319
December	3,551	3,833
January	3,943	4,069
February	4,578	4,843
March	5,285	5,243
April	5,604	
May	5,606	
June	5,606	

QUALITY

	Quantity	Base Number	Contract	AT	Region	England
% of FP17s for the same patient ID Re-attending within 3 months - Children	48	537	8.9%	10.9%	11.6%	11.9%
% of FP17s for the same patient ID Re-attending within 3 months - Adults	264	1,531	17.2%	14.7%	15.4%	16.0%
% of FP17s for the same patient ID Re-attending between 3 & 9 months - Children	228	537	42.5%	57.2%	59.4%	58.3%
% of FP17s for the same patient ID Re-attending between 3 & 9 months - Adults	450	1,531	29.4%	48.1%	51.3%	50.3%
% of FP17s for Band 1 Urgent Courses	248	1,968	12.6%	8.7%	8.0%	9.1%
% of FP17s Relating to Free Repair or Replacements	14	1,968	0.7%	0.7%	0.8%	0.8%
% of FP17s Relating to Continuations	14	1,968	0.7%	0.9%	1.0%	1.0%
% of Patients satisfied with the dentistry they have received	1	1	N/A	91.3%	91.7%	91.5%
% of Patients satisfied with the time they had to wait for an appointment	0	1	N/A	86.9%	88.3%	87.9%

* This is based on patients treated on this contract for their most recent course of treatment. Figures in italics indicate the base number of FP17s or Patient Questionnaire responses are less than 100. N/A is shown where the base number of responses is less than 10 during the period. % is calculated as Quantity/Base number*100

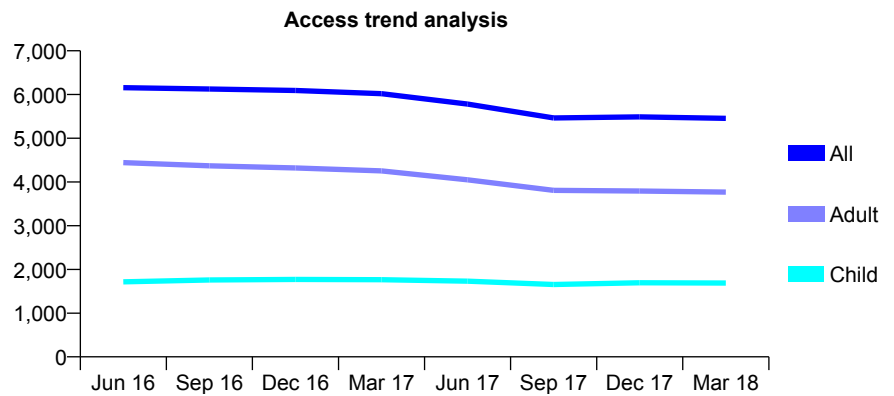
Q58 - Vital Signs At a Glance Contract Report for 967319/0002 - March 2018

Name or company name	Dr R K Sivasubramanian and Dr R Shah
Contract type name	GDS Contract
Purpose of contract	General
Contract start date	01/08/2010
Contract end date	

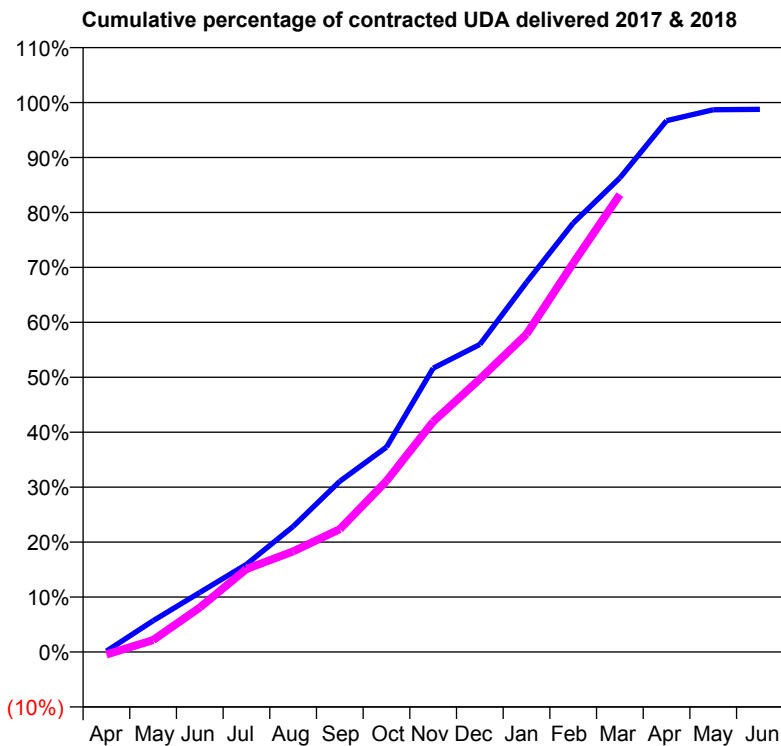
17/18 Contracted general activity (UDA)	19,763
Carry forward general activity (UDA)	247
17/18 Contracted orthodontic activity (UOA)	0
Carry forward orthodontic activity (UOA)	0
Baseline contract value	£496,944.95

ACCESS*

Patients seen in 24 months	Total	Change since previous quarter
Quarter ending March 2017	6,019	
Quarter ending June 2017	5,782	↓
Quarter ending September 2017	5,465	↓
Quarter ending December 2017	5,489	→
Quarter ending March 2018	5,456	→
Variance since March 2017	(9.4%)	↓



ACTIVITY



Month	Adjusted Scheduled Activity (UDA)	
	2017	2018
April	31	-95
May	1,125	430
June	2,141	1,602
July	3,155	2,984
August	4,515	3,617
September	6,142	4,417
October	7,370	6,149
November	10,208	8,287
December	11,061	9,821
January	13,299	11,431
February	15,427	13,988
March	17,049	16,453
April	19,108	
May	19,501	
June	19,516	

QUALITY

	Quantity	Base Number	Contract	AT	Region	England
% of FP17s for the same patient ID Re-attending within 3 months - Children	151	1,890	8.0%	10.9%	11.6%	11.9%
% of FP17s for the same patient ID Re-attending within 3 months - Adults	546	3,966	13.8%	14.7%	15.4%	16.0%
% of FP17s for the same patient ID Re-attending between 3 & 9 months - Children	504	1,890	26.7%	57.2%	59.4%	58.3%
% of FP17s for the same patient ID Re-attending between 3 & 9 months - Adults	1,117	3,966	28.2%	48.1%	51.3%	50.3%
% of FP17s for Band 1 Urgent Courses	563	5,264	10.7%	8.7%	8.0%	9.1%
% of FP17s Relating to Free Repair or Replacements	3	5,264	0.1%	0.7%	0.8%	0.8%
% of FP17s Relating to Continuations	15	5,264	0.3%	0.9%	1.0%	1.0%
% of Patients satisfied with the dentistry they have received	3	4	N/A	91.3%	91.7%	91.5%
% of Patients satisfied with the time they had to wait for an appointment	3	4	N/A	86.9%	88.3%	87.9%

* This is based on patients treated on this contract for their most recent course of treatment. Figures in italics indicate the base number of FP17s or Patient Questionnaire responses are less than 100. N/A is shown where the base number of responses is less than 10 during the period. % is calculated as Quantity/Base number*100

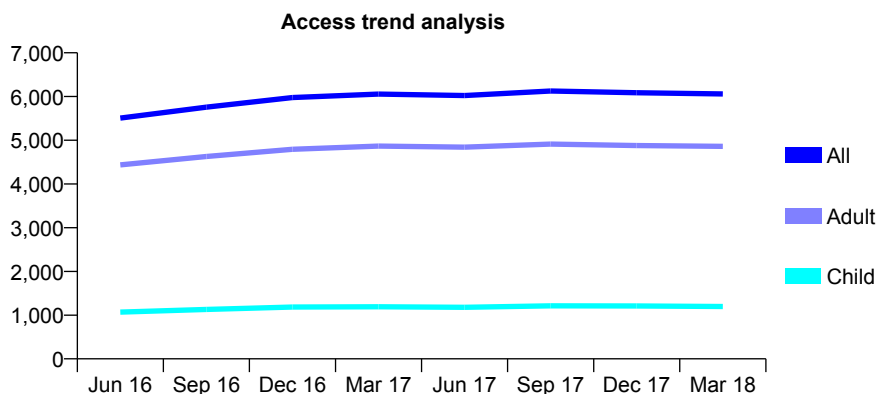
Q58 - Vital Signs At a Glance Contract Report for 967319/0003 - March 2018

Name or company name	MR RK SIVASUBRAMANIAN
Contract type name	GDS Contract
Purpose of contract	General
Contract start date	13/02/2014
Contract end date	

17/18 Contracted general activity (UDA)	14,084
Carry forward general activity (UDA)	483
17/18 Contracted orthodontic activity (UOA)	0
Carry forward orthodontic activity (UOA)	0
Baseline contract value	£316,376.65

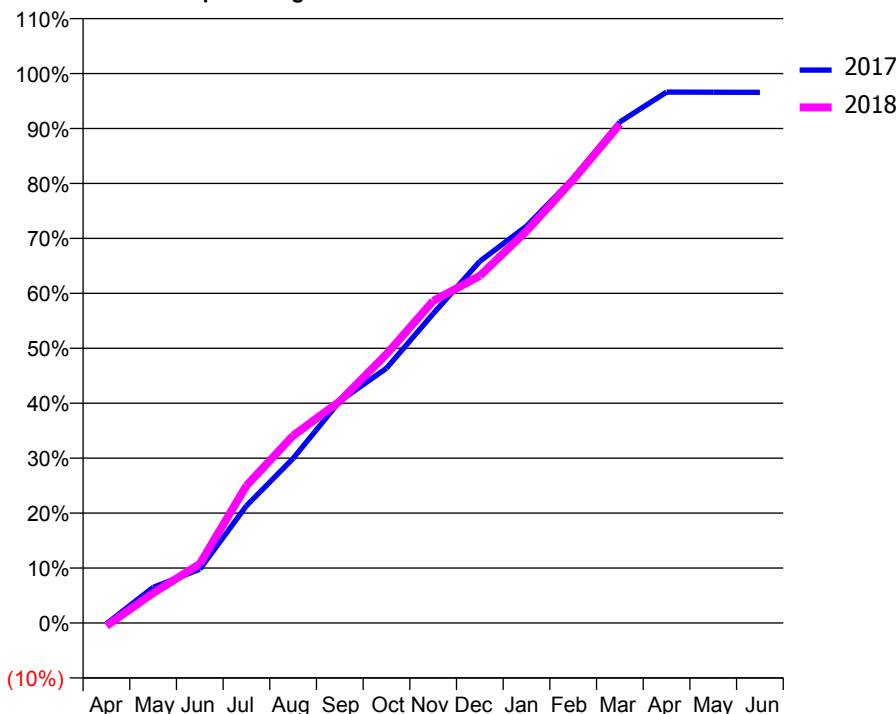
ACCESS*

Patients seen in 24 months	Total	Change since previous quarter
Quarter ending March 2017	6,055	
Quarter ending June 2017	6,021	→
Quarter ending September 2017	6,126	→
Quarter ending December 2017	6,086	→
Quarter ending March 2018	6,058	→
Variance since March 2017	0.0%	→



ACTIVITY

Cumulative percentage of contracted UDA delivered 2017 & 2018



Month	Adjusted Scheduled Activity (UDA)	
	2017	2018
April	-22	-78
May	914	767
June	1,377	1,515
July	3,005	3,521
August	4,219	4,804
September	5,688	5,686
October	6,531	6,892
November	7,926	8,256
December	9,269	8,899
January	10,172	10,047
February	11,397	11,363
March	12,841	12,786
April	13,607	
May	13,604	
June	13,602	

QUALITY

	Quantity	Base Number	Contract	AT	Region	England
% of FP17s for the same patient ID Re-attending within 3 months - Children	71	1,289	5.5%	10.9%	11.6%	11.9%
% of FP17s for the same patient ID Re-attending within 3 months - Adults	686	4,999	13.7%	14.7%	15.4%	16.0%
% of FP17s for the same patient ID Re-attending between 3 & 9 months - Children	504	1,289	39.1%	57.2%	59.4%	58.3%
% of FP17s for the same patient ID Re-attending between 3 & 9 months - Adults	1,621	4,999	32.4%	48.1%	51.3%	50.3%
% of FP17s for Band 1 Urgent Courses	405	5,932	6.8%	8.7%	8.0%	9.1%
% of FP17s Relating to Free Repair or Replacements	99	5,932	1.7%	0.7%	0.8%	0.8%
% of FP17s Relating to Continuations	73	5,932	1.2%	0.9%	1.0%	1.0%
% of Patients satisfied with the dentistry they have received	8	8	N/A	91.3%	91.7%	91.5%
% of Patients satisfied with the time they had to wait for an appointment	7	8	N/A	86.9%	88.3%	87.9%

* This is based on patients treated on this contract for their most recent course of treatment. Figures in italics indicate the base number of FP17s or Patient Questionnaire responses are less than 100. N/A is shown where the base number of responses is less than 10 during the period. % is calculated as Quantity/Base number*100

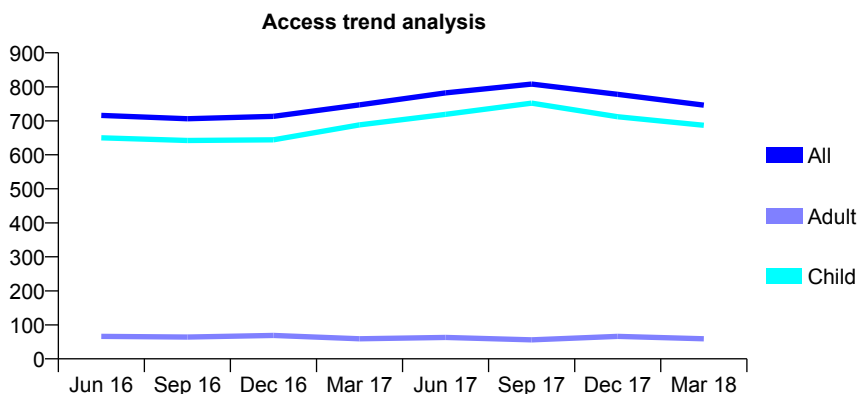
Q58 - Vital Signs At a Glance Contract Report for 976334/0001 - March 2018

Name or company name	MISS U MADHAV
Contract type name	GDS Contract
Purpose of contract	General
Contract start date	01/04/2014
Contract end date	

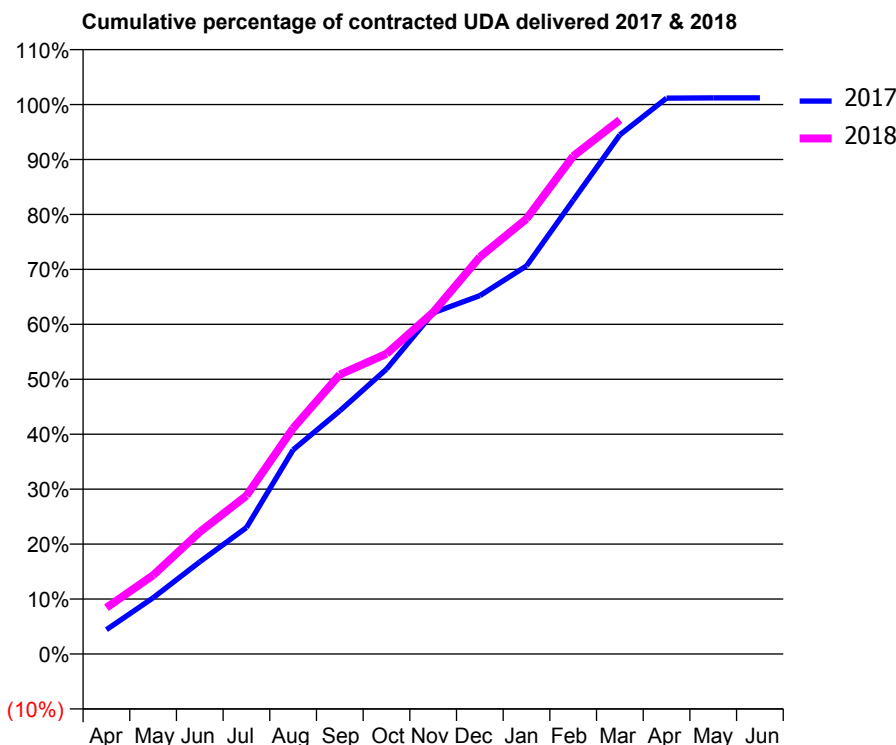
17/18 Contracted general activity (UDA)	1,500
Carry forward general activity (UDA)	-18
17/18 Contracted orthodontic activity (UOA)	0
Carry forward orthodontic activity (UOA)	0
Baseline contract value	£38,496.16

ACCESS*

Patients seen in 24 months	Total	Change since previous quarter
Quarter ending March 2017	747	
Quarter ending June 2017	782	↑
Quarter ending September 2017	808	↑
Quarter ending December 2017	778	↓
Quarter ending March 2018	746	↓
Variance since March 2017	(0.1%)	→



ACTIVITY



Month	Adjusted Scheduled Activity (UDA)	
	2017	2018
April	66	126
May	153	215
June	252	333
July	345	432
August	557	616
September	664	763
October	778	819
November	931	933
December	978	1,084
January	1,059	1,188
February	1,239	1,359
March	1,417	1,458
April	1,517	
May	1,518	
June	1,518	

QUALITY

	Quantity	Base Number	Contract	AT	Region	England
% of FP17s for the same patient ID Re-attending within 3 months - Children	48	1,063	4.5%	10.9%	11.6%	11.9%
% of FP17s for the same patient ID Re-attending within 3 months - Adults	0	0	N/A	14.7%	15.4%	16.0%
% of FP17s for the same patient ID Re-attending between 3 & 9 months - Children	589	1,063	55.4%	57.2%	59.4%	58.3%
% of FP17s for the same patient ID Re-attending between 3 & 9 months - Adults	0	0	N/A	48.1%	51.3%	50.3%
% of FP17s for Band 1 Urgent Courses	21	989	2.1%	8.7%	8.0%	9.1%
% of FP17s Relating to Free Repair or Replacements	0	989	0.0%	0.7%	0.8%	0.8%
% of FP17s Relating to Continuations	6	989	0.6%	0.9%	1.0%	1.0%
% of Patients satisfied with the dentistry they have received	0	0	N/A	91.3%	91.7%	91.5%
% of Patients satisfied with the time they had to wait for an appointment	0	0	N/A	86.9%	88.3%	87.9%

* This is based on patients treated on this contract for their most recent course of treatment. Figures in italics indicate the base number of FP17s or Patient Questionnaire responses are less than 100. N/A is shown where the base number of responses is less than 10 during the period. % is calculated as Quantity/Base number*100

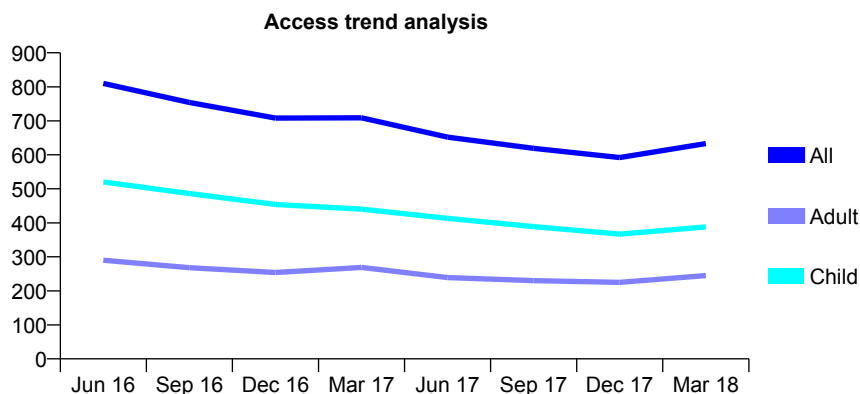
Q58 - Vital Signs At a Glance Contract Report for 987417/0001 - March 2018

Name or company name	MISS S MITTAL
Contract type name	GDS Contract
Purpose of contract	General
Contract start date	01/12/2013
Contract end date	

17/18 Contracted general activity (UDA)	2,246
Carry forward general activity (UDA)	236
17/18 Contracted orthodontic activity (UOA)	0
Carry forward orthodontic activity (UOA)	0
Baseline contract value	£53,859.75

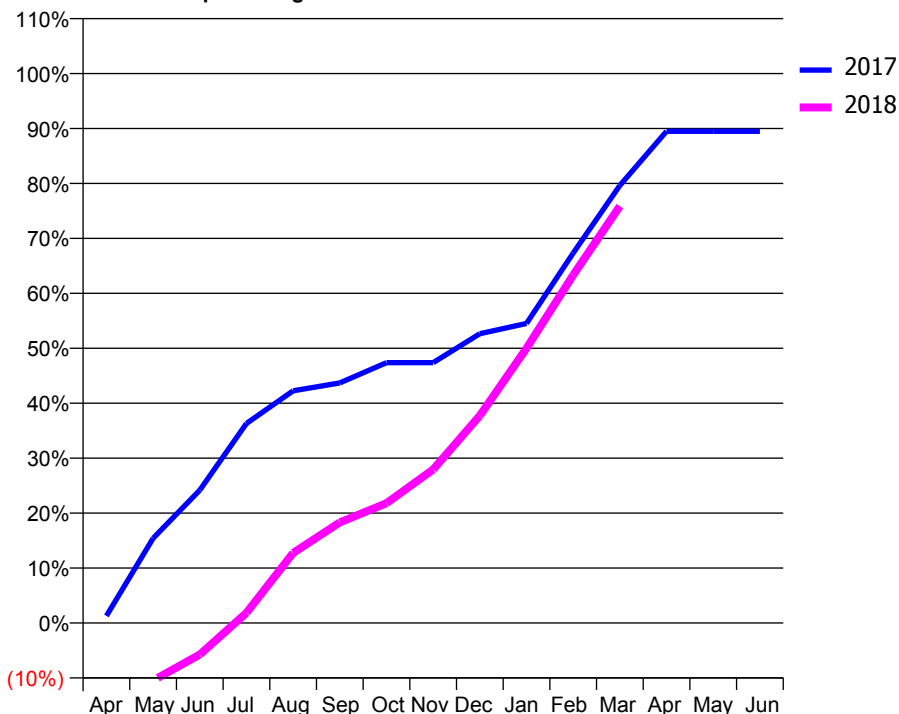
ACCESS*

Patients seen in 24 months	Total	Change since previous quarter
Quarter ending March 2017	709	
Quarter ending June 2017	652	↓
Quarter ending September 2017	619	↓
Quarter ending December 2017	592	↓
Quarter ending March 2018	633	↑
Variance since March 2017	(10.7%)	↓



ACTIVITY

Cumulative percentage of contracted UDA delivered 2017 & 2018



Month	Adjusted Scheduled Activity (UDA)	
	2017	2018
April	29	-236
May	346	-236
June	543	-130
July	816	42
August	949	286
September	981	411
October	1,064	490
November	1,064	628
December	1,182	848
January	1,225	1,123
February	1,512	1,422
March	1,788	1,704
April	2,010	
May	2,010	
June	2,010	

QUALITY

	Quantity	Base Number	Contract	AT	Region	England
% of FP17s for the same patient ID Re-attending within 3 months - Children	43	534	8.1%	10.9%	11.6%	11.9%
% of FP17s for the same patient ID Re-attending within 3 months - Adults	29	234	12.4%	14.7%	15.4%	16.0%
% of FP17s for the same patient ID Re-attending between 3 & 9 months - Children	197	534	36.9%	57.2%	59.4%	58.3%
% of FP17s for the same patient ID Re-attending between 3 & 9 months - Adults	43	234	18.4%	48.1%	51.3%	50.3%
% of FP17s for Band 1 Urgent Courses	66	722	9.1%	8.7%	8.0%	9.1%
% of FP17s Relating to Free Repair or Replacements	0	722	0.0%	0.7%	0.8%	0.8%
% of FP17s Relating to Continuations	0	722	0.0%	0.9%	1.0%	1.0%
% of Patients satisfied with the dentistry they have received	1	1	N/A	91.3%	91.7%	91.5%
% of Patients satisfied with the time they had to wait for an appointment	1	1	N/A	86.9%	88.3%	87.9%

* This is based on patients treated on this contract for their most recent course of treatment. Figures in italics indicate the base number of FP17s or Patient Questionnaire responses are less than 100. N/A is shown where the base number of responses is less than 10 during the period. % is calculated as Quantity/Base number*100

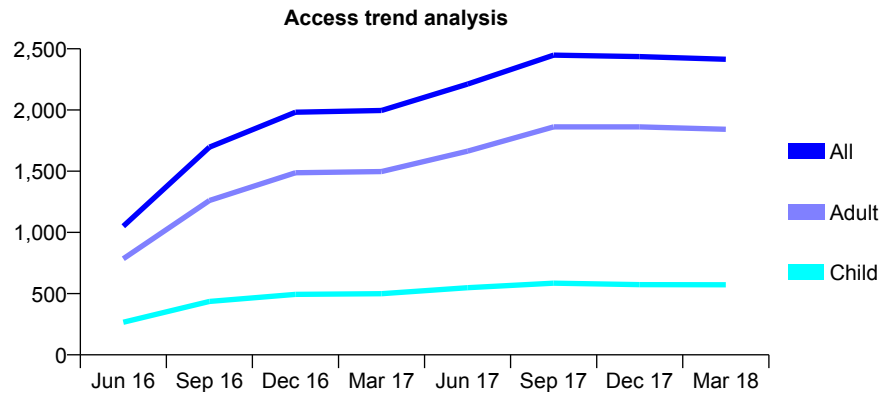
Q58 - Vital Signs At a Glance Contract Report for 991937/0001 - March 2018

Name or company name	MR C HAJISTILLY
Contract type name	GDS Contract
Purpose of contract	General
Contract start date	01/10/2015
Contract end date	

17/18 Contracted general activity (UDA)	5,176
Carry forward general activity (UDA)	61
17/18 Contracted orthodontic activity (UOA)	0
Carry forward orthodontic activity (UOA)	0
Baseline contract value	£143,440.75

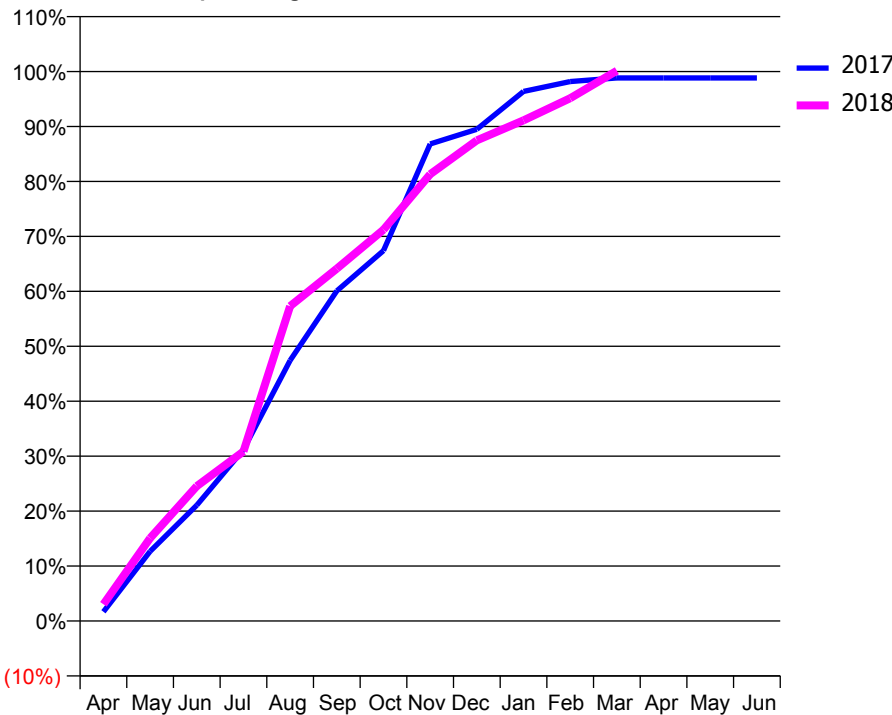
ACCESS*

Patients seen in 24 months	Total	Change since previous quarter
Quarter ending March 2017	1,996	
Quarter ending June 2017	2,212	↑
Quarter ending September 2017	2,448	↑
Quarter ending December 2017	2,436	→
Quarter ending March 2018	2,415	→
Variance since March 2017	21.0%	↑



ACTIVITY

Cumulative percentage of contracted UDA delivered 2017 & 2018



Month	Adjusted Scheduled Activity (UDA)	
	2017	2018
April	87	158
May	657	781
June	1,090	1,271
July	1,614	1,597
August	2,455	2,967
September	3,110	3,319
October	3,488	3,686
November	4,493	4,208
December	4,632	4,527
January	4,988	4,716
February	5,082	4,925
March	5,116	5,183
April	5,116	
May	5,116	
June	5,116	

QUALITY

	Quantity	Base Number	Contract	AT	Region	England
% of FP17s for the same patient ID Re-attending within 3 months - Children	42	796	5.3%	10.9%	11.6%	11.9%
% of FP17s for the same patient ID Re-attending within 3 months - Adults	214	2,043	10.5%	14.7%	15.4%	16.0%
% of FP17s for the same patient ID Re-attending between 3 & 9 months - Children	438	796	55.0%	57.2%	59.4%	58.3%
% of FP17s for the same patient ID Re-attending between 3 & 9 months - Adults	729	2,043	35.7%	48.1%	51.3%	50.3%
% of FP17s for Band 1 Urgent Courses	145	2,843	5.1%	8.7%	8.0%	9.1%
% of FP17s Relating to Free Repair or Replacements	14	2,843	0.5%	0.7%	0.8%	0.8%
% of FP17s Relating to Continuations	7	2,843	0.2%	0.9%	1.0%	1.0%
% of Patients satisfied with the dentistry they have received	4	4	N/A	91.3%	91.7%	91.5%
% of Patients satisfied with the time they had to wait for an appointment	3	4	N/A	86.9%	88.3%	87.9%

* This is based on patients treated on this contract for their most recent course of treatment. Figures in italics indicate the base number of FP17s or Patient Questionnaire responses are less than 100. N/A is shown where the base number of responses is less than 10 during the period. % is calculated as Quantity/Base number*100

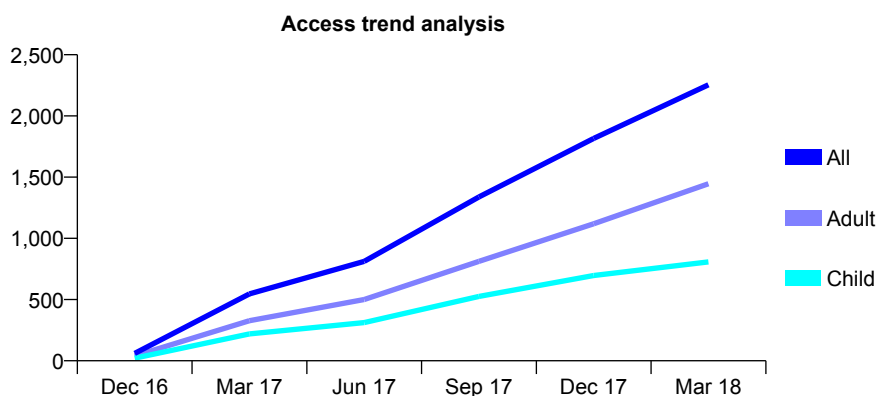
Q59 - Vital Signs At a Glance Contract Report for 100219/0000 - March 2018

Name or company name	Community Dental Services CIC
Contract type name	PDS Contract
Purpose of contract	General
Contract start date	01/12/2016
Contract end date	30/11/2023

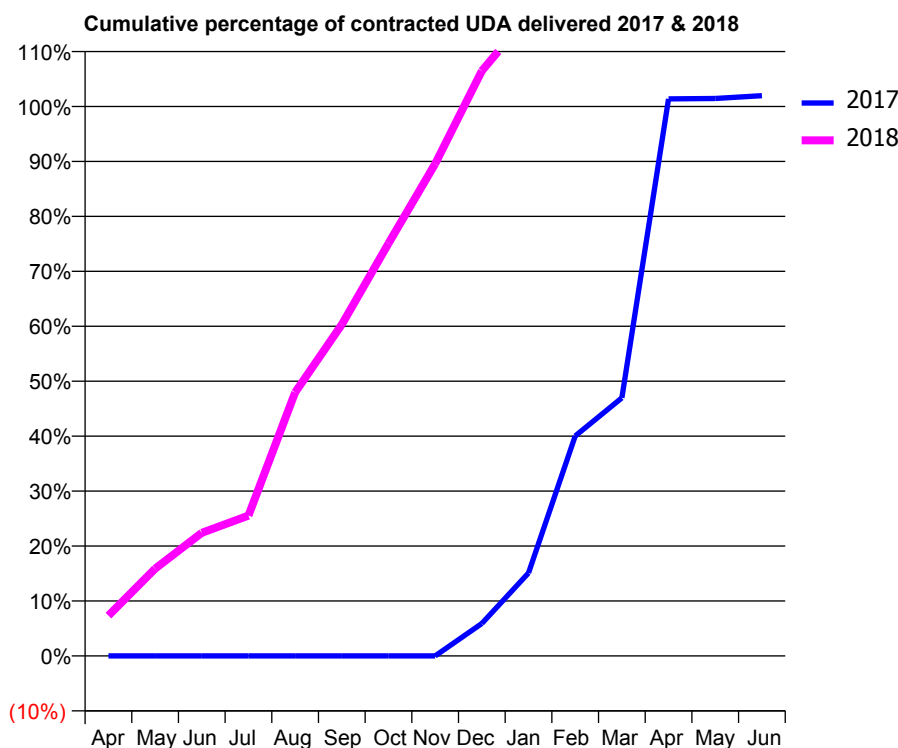
17/18 Contracted general activity (UDA)	3,600
Carry forward general activity (UDA)	0
17/18 Contracted orthodontic activity (UOA)	0
Carry forward orthodontic activity (UOA)	0
Baseline contract value	£1,850,356.00

ACCESS*

Patients seen in 24 months	Total	Change since previous quarter
Quarter ending March 2017	546	
Quarter ending June 2017	812	↑
Quarter ending September 2017	1,338	↑
Quarter ending December 2017	1,816	↑
Quarter ending March 2018	2,254	↑
Variance since March 2017	312.8%	↑



ACTIVITY



Month	Adjusted Scheduled Activity (UDA)	
	2017	2018
April	0	264
May	0	571
June	0	807
July	0	920
August	0	1,727
September	0	2,171
October	0	2,703
November	0	3,224
December	71	3,833
January	181	4,195
February	480	4,785
March	564	5,417
April	1,216	
May	1,217	
June	1,223	

QUALITY

	Quantity	Base Number	Contract	AT	Region	England
% of FP17s for the same patient ID Re-attending within 3 months - Children	50	1,447	3.5%	9.7%	11.6%	11.9%
% of FP17s for the same patient ID Re-attending within 3 months - Adults	108	1,934	5.6%	14.2%	15.4%	16.0%
% of FP17s for the same patient ID Re-attending between 3 & 9 months - Children	177	1,447	12.2%	61.1%	59.4%	58.3%
% of FP17s for the same patient ID Re-attending between 3 & 9 months - Adults	229	1,934	11.8%	52.6%	51.3%	50.3%
% of FP17s for Band 1 Urgent Courses	375	3,013	12.4%	7.2%	8.0%	9.1%
% of FP17s Relating to Free Repair or Replacements	0	3,013	0.0%	0.8%	0.8%	0.8%
% of FP17s Relating to Continuations	20	3,013	0.7%	1.1%	1.0%	1.0%
% of Patients satisfied with the dentistry they have received	3	4	N/A	91.9%	91.7%	91.5%
% of Patients satisfied with the time they had to wait for an appointment	2	4	N/A	86.8%	88.3%	87.9%

* This is based on patients treated on this contract for their most recent course of treatment. Figures in italics indicate the base number of FP17s or Patient Questionnaire responses are less than 100. N/A is shown where the base number of responses is less than 10 during the period. % is calculated as Quantity/Base number*100

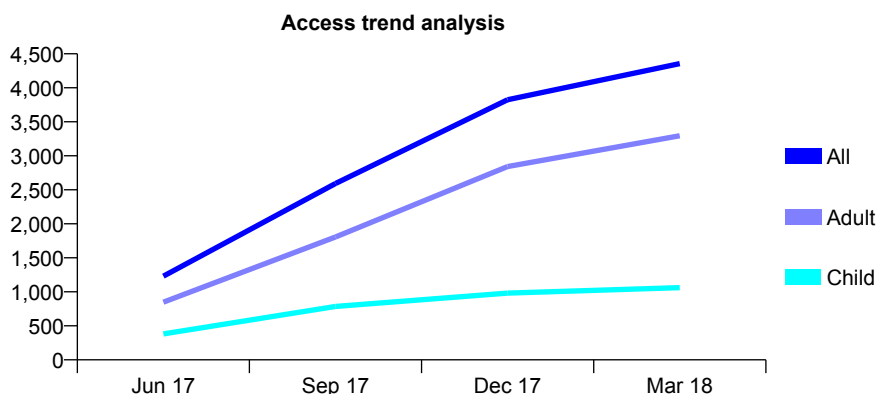
Q59 - Vital Signs At a Glance Contract Report for 100351/0000 - March 2018

Name or company name	JDRM Dental Care Ltd
Contract type name	GDS Contract
Purpose of contract	General
Contract start date	01/04/2017
Contract end date	

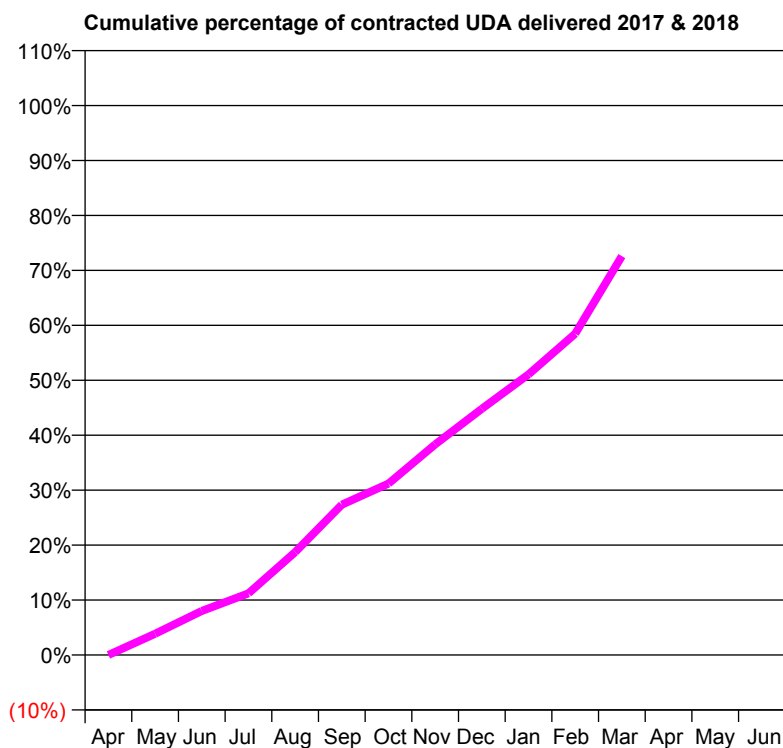
17/18 Contracted general activity (UDA)	16,077
Carry forward general activity (UDA)	0
17/18 Contracted orthodontic activity (UOA)	0
Carry forward orthodontic activity (UOA)	0
Baseline contract value	£360,774.46

ACCESS*

Patients seen in 24 months	Total	Change since previous quarter
Quarter ending March 2017	0	
Quarter ending June 2017	1,231	↑
Quarter ending September 2017	2,593	↑
Quarter ending December 2017	3,825	↑
Quarter ending March 2018	4,356	↑
Variance since March 2017	N/A	



ACTIVITY



Month	Adjusted Scheduled Activity (UDA)	
	2017	2018
April	0	0
May	0	623
June	0	1,288
July	0	1,804
August	0	3,011
September	0	4,397
October	0	5,014
November	0	6,164
December	0	7,204
January	0	8,211
February	0	9,399
March	0	11,671
April	0	
May	0	
June	0	

QUALITY

	Quantity	Base Number	Contract	AT	Region	England
% of FP17s for the same patient ID Re-attending within 3 months - Children	49	1,934	2.5%	9.7%	11.6%	11.9%
% of FP17s for the same patient ID Re-attending within 3 months - Adults	320	5,008	6.4%	14.2%	15.4%	16.0%
% of FP17s for the same patient ID Re-attending between 3 & 9 months - Children	654	1,934	33.8%	61.1%	59.4%	58.3%
% of FP17s for the same patient ID Re-attending between 3 & 9 months - Adults	1,154	5,008	23.0%	52.6%	51.3%	50.3%
% of FP17s for Band 1 Urgent Courses	265	6,216	4.3%	7.2%	8.0%	9.1%
% of FP17s Relating to Free Repair or Replacements	67	6,216	1.1%	0.8%	0.8%	0.8%
% of FP17s Relating to Continuations	44	6,216	0.7%	1.1%	1.0%	1.0%
% of Patients satisfied with the dentistry they have received	3	3	N/A	91.9%	91.7%	91.5%
% of Patients satisfied with the time they had to wait for an appointment	2	3	N/A	86.8%	88.3%	87.9%

* This is based on patients treated on this contract for their most recent course of treatment. Figures in italics indicate the base number of FP17s or Patient Questionnaire responses are less than 100. N/A is shown where the base number of responses is less than 10 during the period. % is calculated as Quantity/Base number*100

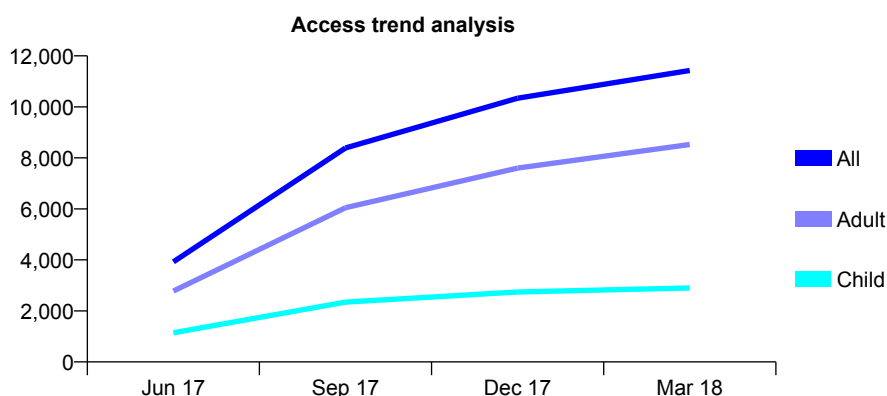
Q59 - Vital Signs At a Glance Contract Report for 100352/0000 - March 2018

Name or company name	OASIS DENTAL CARE LTD
Contract type name	GDS Contract
Purpose of contract	General
Contract start date	01/04/2017
Contract end date	

17/18 Contracted general activity (UDA)	47,000
Carry forward general activity (UDA)	0
17/18 Contracted orthodontic activity (UOA)	0
Carry forward orthodontic activity (UOA)	0
Baseline contract value	£1,194,574.65

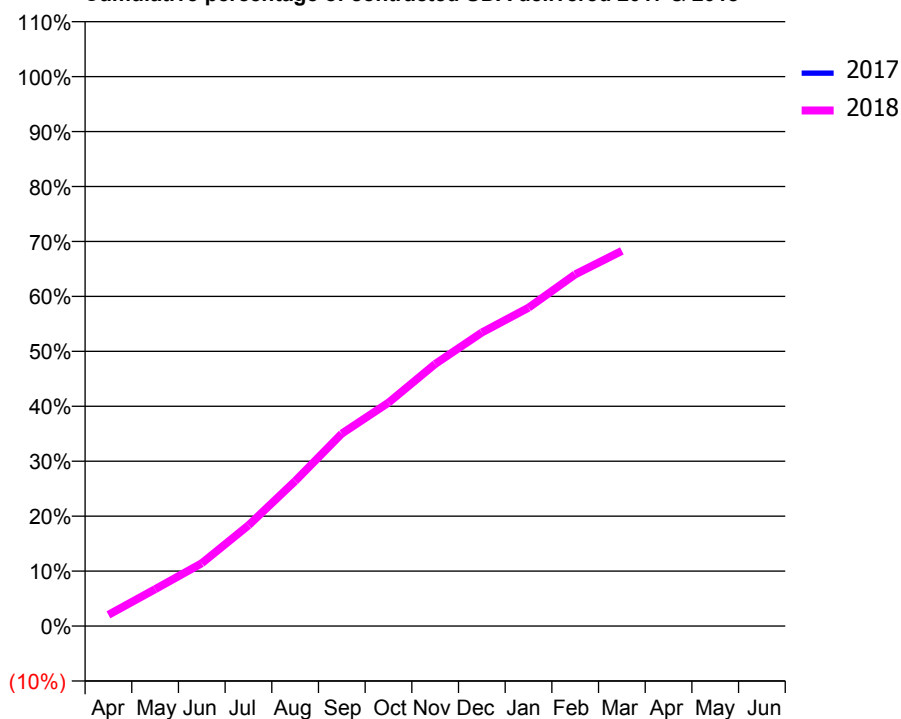
ACCESS*

Patients seen in 24 months	Total	Change since previous quarter
Quarter ending March 2017	0	
Quarter ending June 2017	3,924	↑
Quarter ending September 2017	8,389	↑
Quarter ending December 2017	10,339	↑
Quarter ending March 2018	11,425	↑
Variance since March 2017	N/A	



ACTIVITY

Cumulative percentage of contracted UDA delivered 2017 & 2018



Adjusted Scheduled Activity (UDA)

Month	2017	2018
April	0	958
May	0	3,152
June	0	5,373
July	0	8,622
August	0	12,405
September	0	16,462
October	0	19,109
November	0	22,420
December	0	25,105
January	0	27,229
February	0	30,081
March	0	32,088
April	0	
May	0	
June	0	

QUALITY

	Quantity	Base Number	Contract	AT	Region	England
% of FP17s for the same patient ID Re-attending within 3 months - Children	280	4,672	6.0%	9.7%	11.6%	11.9%
% of FP17s for the same patient ID Re-attending within 3 months - Adults	1,771	13,645	13.0%	14.2%	15.4%	16.0%
% of FP17s for the same patient ID Re-attending between 3 & 9 months - Children	1,212	4,672	25.9%	61.1%	59.4%	58.3%
% of FP17s for the same patient ID Re-attending between 3 & 9 months - Adults	2,749	13,645	20.1%	52.6%	51.3%	50.3%
% of FP17s for Band 1 Urgent Courses	2,105	18,317	11.5%	7.2%	8.0%	9.1%
% of FP17s Relating to Free Repair or Replacements	206	18,317	1.1%	0.8%	0.8%	0.8%
% of FP17s Relating to Continuations	399	18,317	2.2%	1.1%	1.0%	1.0%
% of Patients satisfied with the dentistry they have received	8	9	N/A	91.9%	91.7%	91.5%
% of Patients satisfied with the time they had to wait for an appointment	8	9	N/A	86.8%	88.3%	87.9%

* This is based on patients treated on this contract for their most recent course of treatment. Figures in italics indicate the base number of FP17s or Patient Questionnaire responses are less than 100. N/A is shown where the base number of responses is less than 10 during the period. % is calculated as Quantity/Base number*100

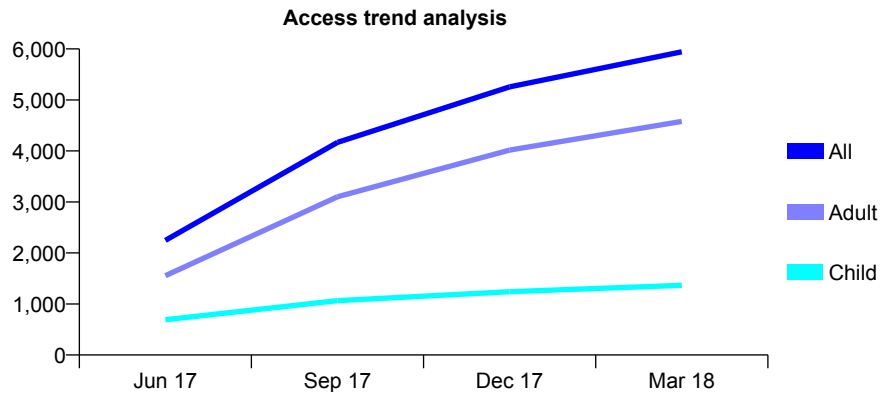
Q59 - Vital Signs At a Glance Contract Report for 100353/0000 - March 2018

Name or company name	Ishak Practices Limited
Contract type name	GDS Contract
Purpose of contract	General
Contract start date	01/04/2017
Contract end date	

17/18 Contracted general activity (UDA)	22,700
Carry forward general activity (UDA)	0
17/18 Contracted orthodontic activity (UOA)	0
Carry forward orthodontic activity (UOA)	0
Baseline contract value	£544,336.48

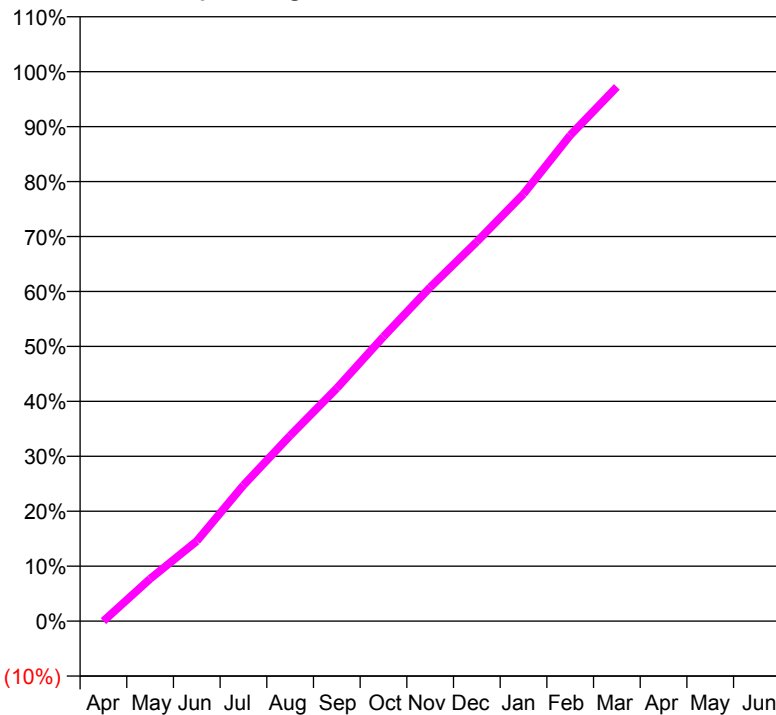
ACCESS*

Patients seen in 24 months	Total	Change since previous quarter
Quarter ending March 2017	0	
Quarter ending June 2017	2,246	↑
Quarter ending September 2017	4,169	↑
Quarter ending December 2017	5,257	↑
Quarter ending March 2018	5,944	↑
Variance since March 2017	N/A	



ACTIVITY

Cumulative percentage of contracted UDA delivered 2017 & 2018



Month	Adjusted Scheduled Activity (UDA)	
	2017	2018
April	0	0
May	0	1,752
June	0	3,306
July	0	5,617
August	0	7,664
September	0	9,622
October	0	11,751
November	0	13,792
December	0	15,673
January	0	17,649
February	0	20,073
March	0	22,072
April	0	
May	0	
June	0	

QUALITY

	Quantity	Base Number	Contract	AT	Region	England
% of FP17s for the same patient ID Re-attending within 3 months - Children	483	3,014	16.0%	9.7%	11.6%	11.9%
% of FP17s for the same patient ID Re-attending within 3 months - Adults	928	7,903	11.7%	14.2%	15.4%	16.0%
% of FP17s for the same patient ID Re-attending between 3 & 9 months - Children	1,016	3,014	33.7%	61.1%	59.4%	58.3%
% of FP17s for the same patient ID Re-attending between 3 & 9 months - Adults	2,024	7,903	25.6%	52.6%	51.3%	50.3%
% of FP17s for Band 1 Urgent Courses	734	10,917	6.7%	7.2%	8.0%	9.1%
% of FP17s Relating to Free Repair or Replacements	54	10,917	0.5%	0.8%	0.8%	0.8%
% of FP17s Relating to Continuations	181	10,917	1.7%	1.1%	1.0%	1.0%
% of Patients satisfied with the dentistry they have received	10	10	100.0%	91.9%	91.7%	91.5%
% of Patients satisfied with the time they had to wait for an appointment	9	10	90.0%	86.8%	88.3%	87.9%

* This is based on patients treated on this contract for their most recent course of treatment. Figures in italics indicate the base number of FP17s or Patient Questionnaire responses are less than 100. N/A is shown where the base number of responses is less than 10 during the period. % is calculated as Quantity/Base number*100

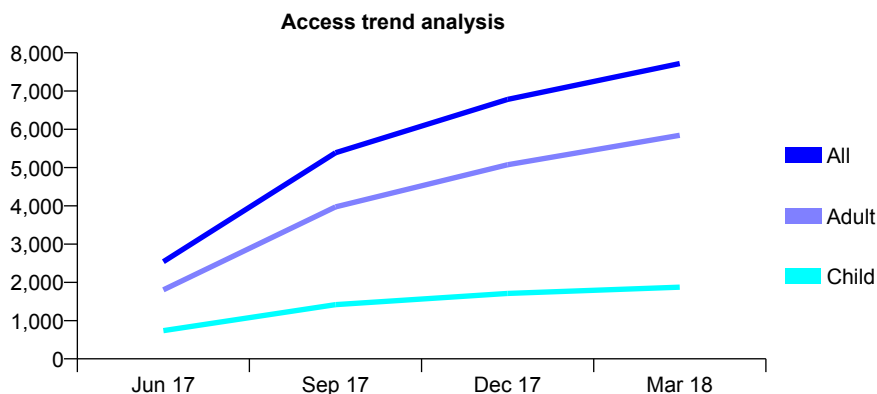
Q59 - Vital Signs At a Glance Contract Report for 100354/0000 - March 2018

Name or company name	Ishak Practices Limited
Contract type name	GDS Contract
Purpose of contract	General
Contract start date	01/04/2017
Contract end date	

17/18 Contracted general activity (UDA)	29,700
Carry forward general activity (UDA)	0
17/18 Contracted orthodontic activity (UOA)	0
Carry forward orthodontic activity (UOA)	0
Baseline contract value	£672,106.64

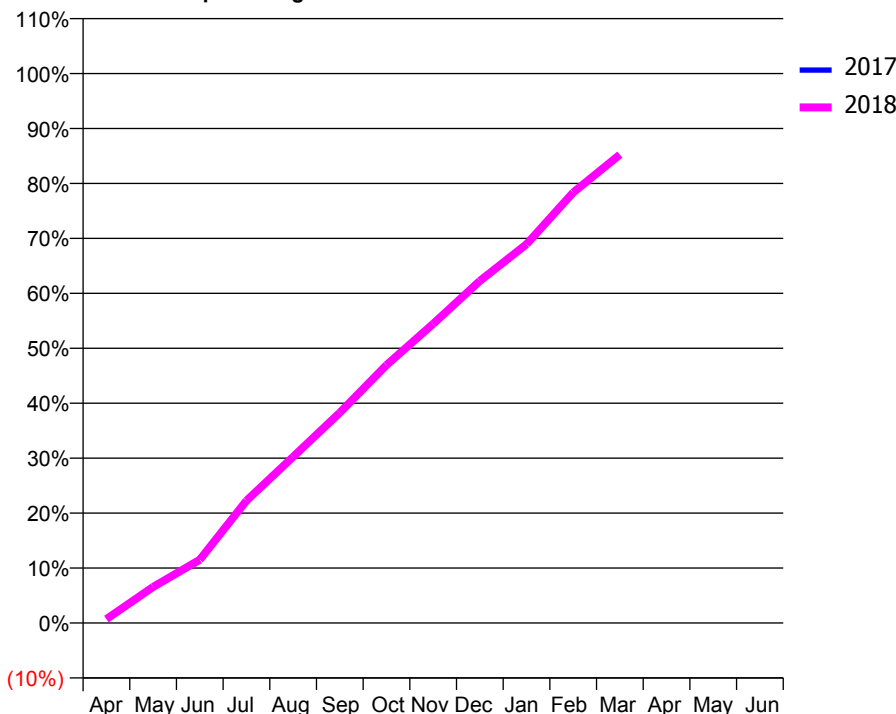
ACCESS*

Patients seen in 24 months	Total	Change since previous quarter
Quarter ending March 2017	0	
Quarter ending June 2017	2,541	↑
Quarter ending September 2017	5,388	↑
Quarter ending December 2017	6,783	↑
Quarter ending March 2018	7,718	↑
Variance since March 2017	N/A	



ACTIVITY

Cumulative percentage of contracted UDA delivered 2017 & 2018



Adjusted Scheduled Activity (UDA)

Month	2017	2018
April	0	211
May	0	1,949
June	0	3,422
July	0	6,609
August	0	8,984
September	0	11,366
October	0	13,939
November	0	16,169
December	0	18,491
January	0	20,474
February	0	23,271
March	0	25,317
April	0	
May	0	
June	0	

QUALITY

	Quantity	Base Number	Contract	AT	Region	England
% of FP17s for the same patient ID Re-attending within 3 months - Children	181	3,182	5.7%	9.7%	11.6%	11.9%
% of FP17s for the same patient ID Re-attending within 3 months - Adults	981	9,569	10.3%	14.2%	15.4%	16.0%
% of FP17s for the same patient ID Re-attending between 3 & 9 months - Children	907	3,182	28.5%	61.1%	59.4%	58.3%
% of FP17s for the same patient ID Re-attending between 3 & 9 months - Adults	2,094	9,569	21.9%	52.6%	51.3%	50.3%
% of FP17s for Band 1 Urgent Courses	1,764	12,751	13.8%	7.2%	8.0%	9.1%
% of FP17s Relating to Free Repair or Replacements	26	12,751	0.2%	0.8%	0.8%	0.8%
% of FP17s Relating to Continuations	219	12,751	1.7%	1.1%	1.0%	1.0%
% of Patients satisfied with the dentistry they have received	12	13	92.3%	91.9%	91.7%	91.5%
% of Patients satisfied with the time they had to wait for an appointment	10	13	76.9%	86.8%	88.3%	87.9%

* This is based on patients treated on this contract for their most recent course of treatment. Figures in italics indicate the base number of FP17s or Patient Questionnaire responses are less than 100. N/A is shown where the base number of responses is less than 10 during the period. % is calculated as Quantity/Base number*100

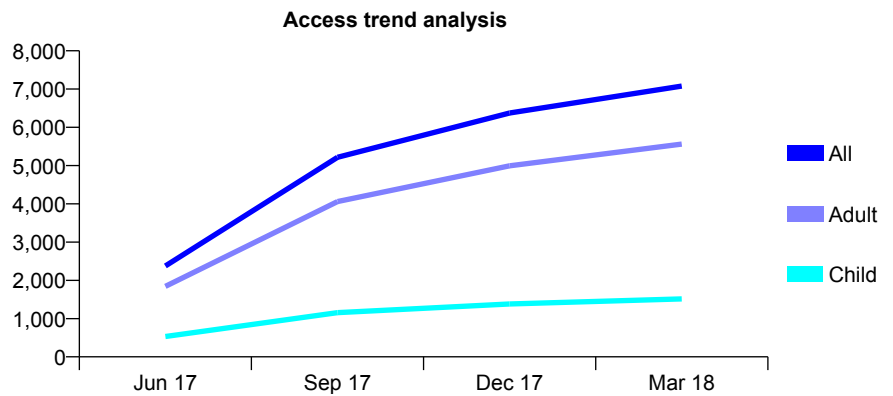
Q59 - Vital Signs At a Glance Contract Report for 100355/0000 - March 2018

Name or company name	Ishak Practices Limited
Contract type name	GDS Contract
Purpose of contract	General
Contract start date	01/04/2017
Contract end date	

17/18 Contracted general activity (UDA)	31,508
Carry forward general activity (UDA)	0
17/18 Contracted orthodontic activity (UOA)	0
Carry forward orthodontic activity (UOA)	0
Baseline contract value	£718,103.09

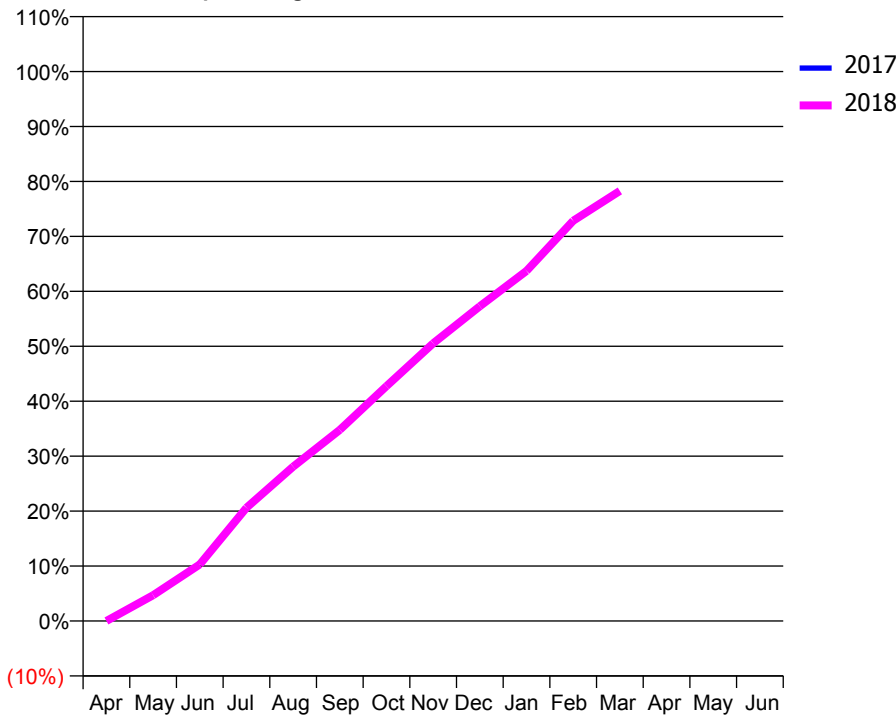
ACCESS*

Patients seen in 24 months	Total	Change since previous quarter
Quarter ending March 2017	0	
Quarter ending June 2017	2,376	↑
Quarter ending September 2017	5,215	↑
Quarter ending December 2017	6,374	↑
Quarter ending March 2018	7,077	↑
Variance since March 2017	N/A	



ACTIVITY

Cumulative percentage of contracted UDA delivered 2017 & 2018



Month	Adjusted Scheduled Activity (UDA)	
	2017	2018
April	0	0
May	0	1,480
June	0	3,242
July	0	6,495
August	0	8,851
September	0	10,957
October	0	13,471
November	0	15,926
December	0	18,052
January	0	20,076
February	0	22,949
March	0	24,664
April	0	
May	0	
June	0	

QUALITY

	Quantity	Base Number	Contract	AT	Region	England
% of FP17s for the same patient ID Re-attending within 3 months - Children	93	2,437	3.8%	9.7%	11.6%	11.9%
% of FP17s for the same patient ID Re-attending within 3 months - Adults	757	9,181	8.2%	14.2%	15.4%	16.0%
% of FP17s for the same patient ID Re-attending between 3 & 9 months - Children	667	2,437	27.4%	61.1%	59.4%	58.3%
% of FP17s for the same patient ID Re-attending between 3 & 9 months - Adults	2,521	9,181	27.5%	52.6%	51.3%	50.3%
% of FP17s for Band 1 Urgent Courses	754	11,618	6.5%	7.2%	8.0%	9.1%
% of FP17s Relating to Free Repair or Replacements	41	11,618	0.4%	0.8%	0.8%	0.8%
% of FP17s Relating to Continuations	138	11,618	1.2%	1.1%	1.0%	1.0%
% of Patients satisfied with the dentistry they have received	12	13	92.3%	91.9%	91.7%	91.5%
% of Patients satisfied with the time they had to wait for an appointment	12	13	92.3%	86.8%	88.3%	87.9%

* This is based on patients treated on this contract for their most recent course of treatment. Figures in italics indicate the base number of FP17s or Patient Questionnaire responses are less than 100. N/A is shown where the base number of responses is less than 10 during the period. % is calculated as Quantity/Base number*100

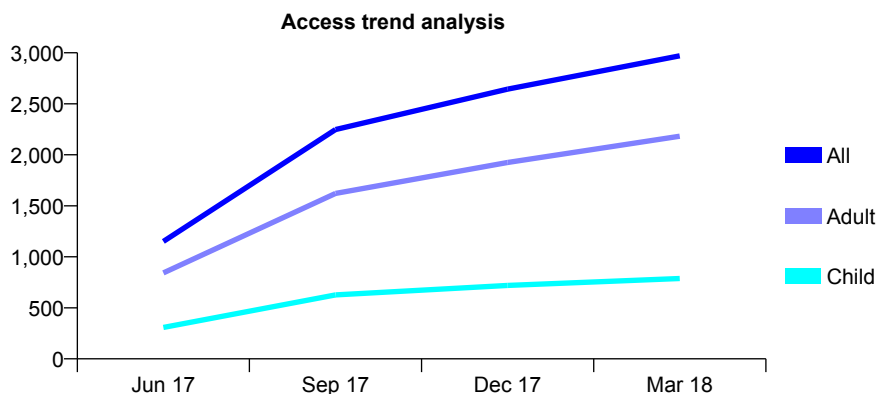
Q59 - Vital Signs At a Glance Contract Report for 100356/0000 - March 2018

Name or company name	Ishak Practices Limited
Contract type name	GDS Contract
Purpose of contract	General
Contract start date	01/04/2017
Contract end date	

17/18 Contracted general activity (UDA)	10,000
Carry forward general activity (UDA)	0
17/18 Contracted orthodontic activity (UOA)	0
Carry forward orthodontic activity (UOA)	0
Baseline contract value	£241,218.90

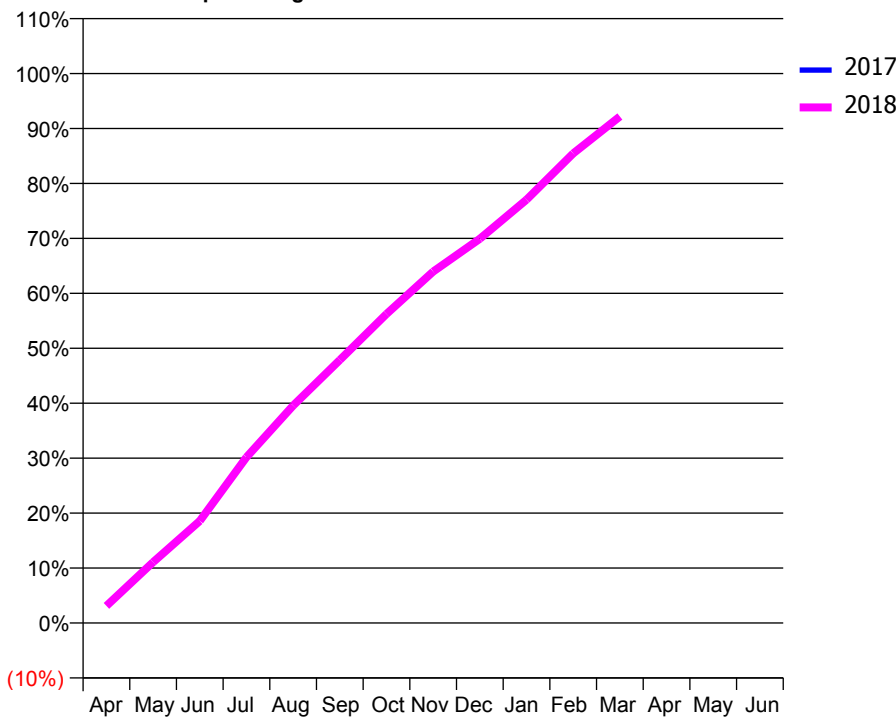
ACCESS*

Patients seen in 24 months	Total	Change since previous quarter
Quarter ending March 2017	0	
Quarter ending June 2017	1,151	↑
Quarter ending September 2017	2,248	↑
Quarter ending December 2017	2,644	↑
Quarter ending March 2018	2,970	↑
Variance since March 2017	N/A	



ACTIVITY

Cumulative percentage of contracted UDA delivered 2017 & 2018



Adjusted Scheduled Activity (UDA)

Month	2017	2018
April	0	311
May	0	1,107
June	0	1,857
July	0	3,019
August	0	3,958
September	0	4,787
October	0	5,624
November	0	6,396
December	0	6,993
January	0	7,705
February	0	8,545
March	0	9,217
April	0	
May	0	
June	0	

QUALITY

	Quantity	Base Number	Contract	AT	Region	England
% of FP17s for the same patient ID Re-attending within 3 months - Children	72	1,322	5.4%	9.7%	11.6%	11.9%
% of FP17s for the same patient ID Re-attending within 3 months - Adults	278	3,388	8.2%	14.2%	15.4%	16.0%
% of FP17s for the same patient ID Re-attending between 3 & 9 months - Children	422	1,322	31.9%	61.1%	59.4%	58.3%
% of FP17s for the same patient ID Re-attending between 3 & 9 months - Adults	857	3,388	25.3%	52.6%	51.3%	50.3%
% of FP17s for Band 1 Urgent Courses	258	4,710	5.5%	7.2%	8.0%	9.1%
% of FP17s Relating to Free Repair or Replacements	44	4,710	0.9%	0.8%	0.8%	0.8%
% of FP17s Relating to Continuations	59	4,710	1.3%	1.1%	1.0%	1.0%
% of Patients satisfied with the dentistry they have received	4	4	N/A	91.9%	91.7%	91.5%
% of Patients satisfied with the time they had to wait for an appointment	3	4	N/A	86.8%	88.3%	87.9%

* This is based on patients treated on this contract for their most recent course of treatment. Figures in italics indicate the base number of FP17s or Patient Questionnaire responses are less than 100. N/A is shown where the base number of responses is less than 10 during the period. % is calculated as Quantity/Base number*100

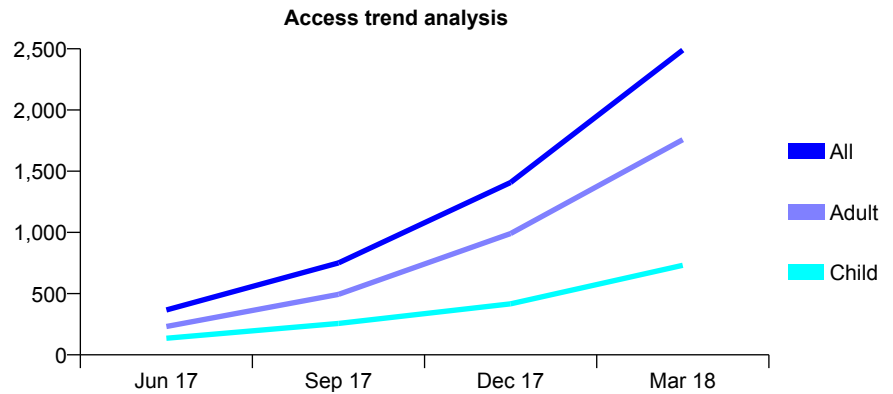
Q59 - Vital Signs At a Glance Contract Report for 100436/0000 - March 2018

Name or company name	In the Estate of Mr Pravinkumar Patel
Contract type name	GDS Contract
Purpose of contract	General
Contract start date	18/03/2017
Contract end date	31/03/2018

17/18 Contracted general activity (UDA)	13,397
Carry forward general activity (UDA)	597
17/18 Contracted orthodontic activity (UOA)	0
Carry forward orthodontic activity (UOA)	0
Baseline contract value	£389,258.92

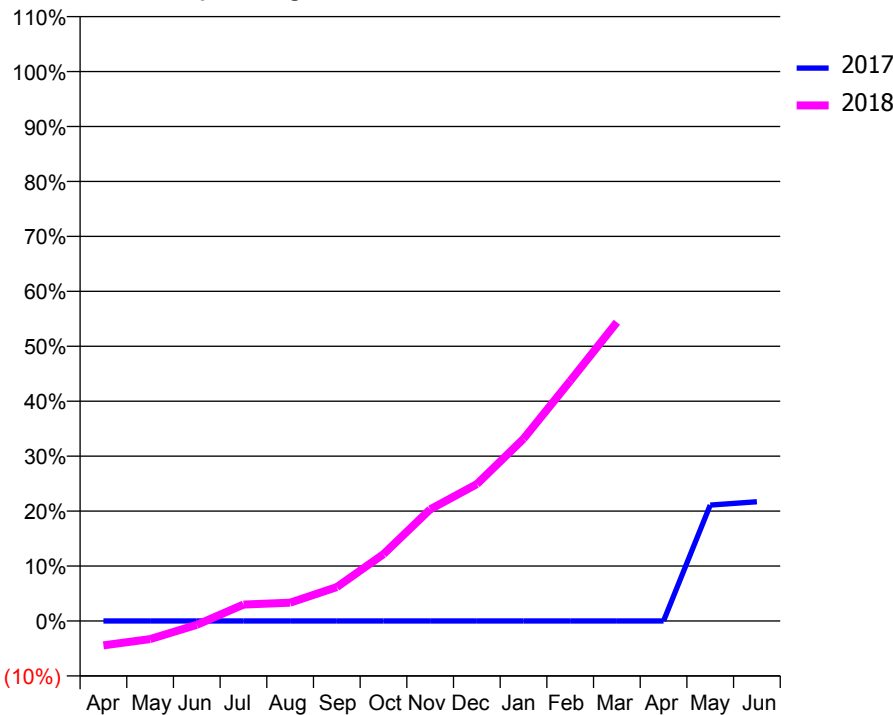
ACCESS*

Patients seen in 24 months	Total	Change since previous quarter
Quarter ending March 2017	0	
Quarter ending June 2017	367	↑
Quarter ending September 2017	751	↑
Quarter ending December 2017	1,408	↑
Quarter ending March 2018	2,490	↑
Variance since March 2017	N/A	



ACTIVITY

Cumulative percentage of contracted UDA delivered 2017 & 2018



Month	Adjusted Scheduled Activity (UDA)	
	2017	2018
April	0	-597
May	0	-445
June	0	-96
July	0	400
August	0	447
September	0	828
October	0	1,632
November	0	2,723
December	0	3,337
January	0	4,444
February	0	5,855
March	0	7,282
April	0	
May	106	
June	109	

QUALITY

	Quantity	Base Number	Contract	AT	Region	England
% of FP17s for the same patient ID Re-attending within 3 months - Children	34	923	3.7%	9.7%	11.6%	11.9%
% of FP17s for the same patient ID Re-attending within 3 months - Adults	181	2,331	7.8%	14.2%	15.4%	16.0%
% of FP17s for the same patient ID Re-attending between 3 & 9 months - Children	120	923	13.0%	61.1%	59.4%	58.3%
% of FP17s for the same patient ID Re-attending between 3 & 9 months - Adults	276	2,331	11.8%	52.6%	51.3%	50.3%
% of FP17s for Band 1 Urgent Courses	463	3,194	14.5%	7.2%	8.0%	9.1%
% of FP17s Relating to Free Repair or Replacements	2	3,194	0.1%	0.8%	0.8%	0.8%
% of FP17s Relating to Continuations	7	3,194	0.2%	1.1%	1.0%	1.0%
% of Patients satisfied with the dentistry they have received	1	2	N/A	91.9%	91.7%	91.5%
% of Patients satisfied with the time they had to wait for an appointment	1	2	N/A	86.8%	88.3%	87.9%

* This is based on patients treated on this contract for their most recent course of treatment. Figures in italics indicate the base number of FP17s or Patient Questionnaire responses are less than 100. N/A is shown where the base number of responses is less than 10 during the period. % is calculated as Quantity/Base number*100

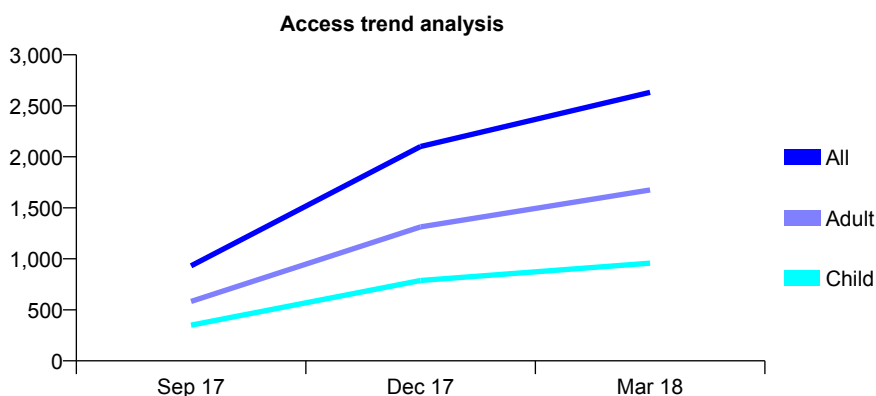
Q59 - Vital Signs At a Glance Contract Report for 100466/0000 - March 2018

Name or company name	Genix Healthcare Leicester Ltd
Contract type name	GDS Contract
Purpose of contract	General
Contract start date	01/07/2017
Contract end date	

17/18 Contracted general activity (UDA)	10,168
Carry forward general activity (UDA)	0
17/18 Contracted orthodontic activity (UOA)	0
Carry forward orthodontic activity (UOA)	0
Baseline contract value	£251,962.79

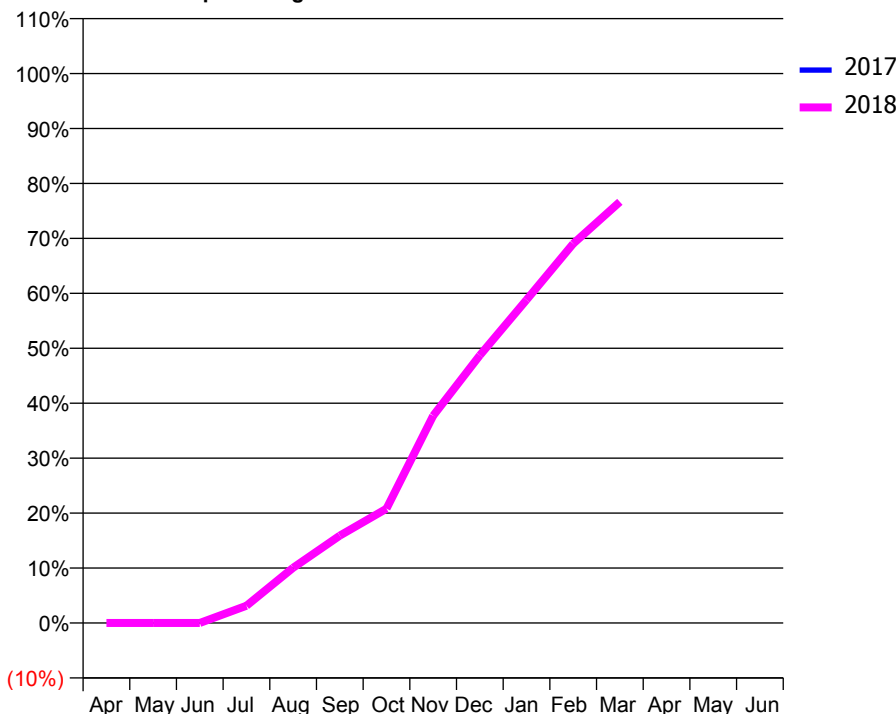
ACCESS*

Patients seen in 24 months	Total	Change since previous quarter
Quarter ending March 2017	0	
Quarter ending June 2017	0	
Quarter ending September 2017	932	↑
Quarter ending December 2017	2,101	↑
Quarter ending March 2018	2,632	↑
Variance since March 2017	N/A	



ACTIVITY

Cumulative percentage of contracted UDA delivered 2017 & 2018



Adjusted Scheduled Activity (UDA)

Month	2017	2018
April	0	0
May	0	0
June	0	0
July	0	320
August	0	1,022
September	0	1,619
October	0	2,115
November	0	3,835
December	0	4,953
January	0	5,979
February	0	7,019
March	0	7,794
April	0	
May	0	
June	0	

QUALITY

	Quantity	Base Number	Contract	AT	Region	England
% of FP17s for the same patient ID Re-attending within 3 months - Children	88	1,313	6.7%	9.7%	11.6%	11.9%
% of FP17s for the same patient ID Re-attending within 3 months - Adults	239	2,293	10.4%	14.2%	15.4%	16.0%
% of FP17s for the same patient ID Re-attending between 3 & 9 months - Children	209	1,313	15.9%	61.1%	59.4%	58.3%
% of FP17s for the same patient ID Re-attending between 3 & 9 months - Adults	295	2,293	12.9%	52.6%	51.3%	50.3%
% of FP17s for Band 1 Urgent Courses	284	3,606	7.9%	7.2%	8.0%	9.1%
% of FP17s Relating to Free Repair or Replacements	6	3,606	0.2%	0.8%	0.8%	0.8%
% of FP17s Relating to Continuations	0	3,606	0.0%	1.1%	1.0%	1.0%
% of Patients satisfied with the dentistry they have received	1	1	N/A	91.9%	91.7%	91.5%
% of Patients satisfied with the time they had to wait for an appointment	0	1	N/A	86.8%	88.3%	87.9%

* This is based on patients treated on this contract for their most recent course of treatment. Figures in italics indicate the base number of FP17s or Patient Questionnaire responses are less than 100. N/A is shown where the base number of responses is less than 10 during the period. % is calculated as Quantity/Base number*100

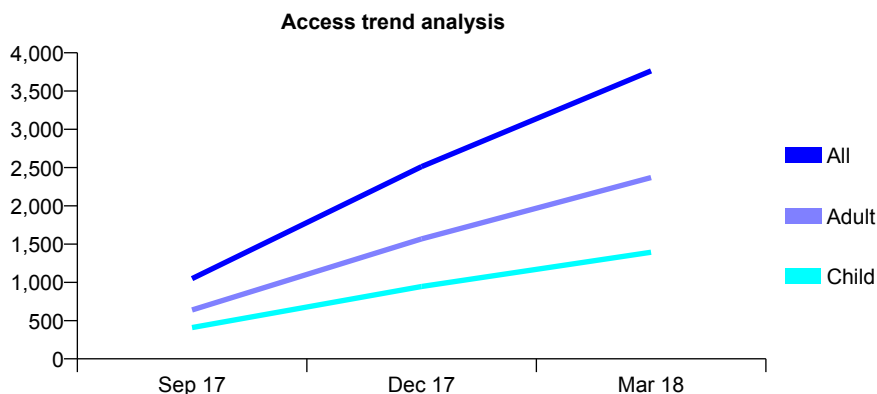
Q59 - Vital Signs At a Glance Contract Report for 100478/0000 - March 2018

Name or company name	Rodericks Dental Limited
Contract type name	GDS Contract
Purpose of contract	General
Contract start date	01/08/2017
Contract end date	

17/18 Contracted general activity (UDA)	8,498
Carry forward general activity (UDA)	0
17/18 Contracted orthodontic activity (UOA)	0
Carry forward orthodontic activity (UOA)	0
Baseline contract value	£228,446.92

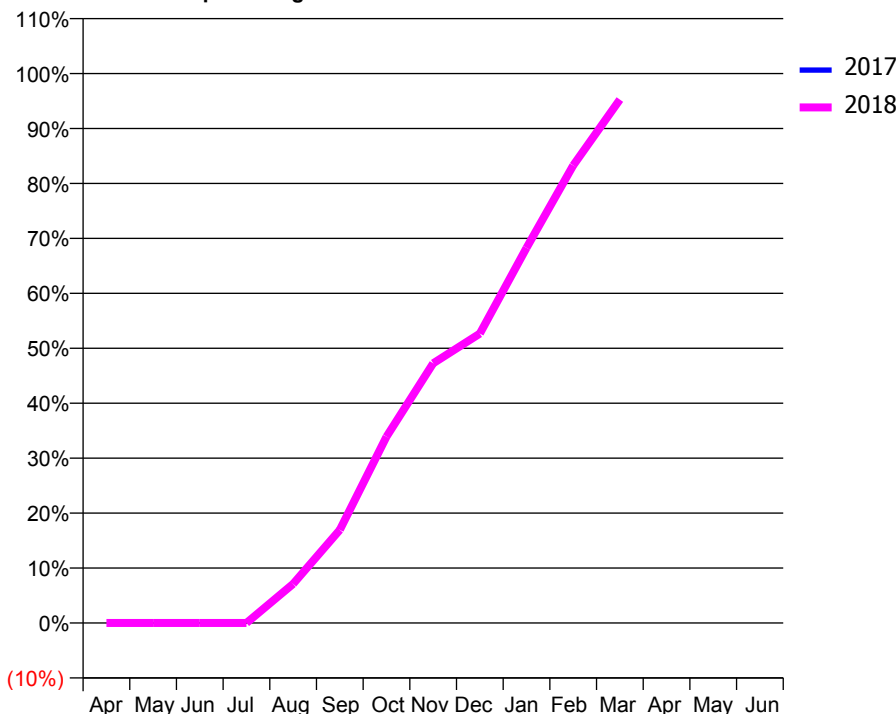
ACCESS*

Patients seen in 24 months	Total	Change since previous quarter
Quarter ending March 2017	0	
Quarter ending June 2017	0	
Quarter ending September 2017	1,048	↑
Quarter ending December 2017	2,512	↑
Quarter ending March 2018	3,763	↑
Variance since March 2017	N/A	



ACTIVITY

Cumulative percentage of contracted UDA delivered 2017 & 2018



Adjusted Scheduled Activity (UDA)

Month	2017	2018
April	0	0
May	0	0
June	0	0
July	0	0
August	0	606
September	0	1,440
October	0	2,882
November	0	4,016
December	0	4,475
January	0	5,801
February	0	7,077
March	0	8,094
April	0	
May	0	
June	0	

QUALITY

	Quantity	Base Number	Contract	AT	Region	England
% of FP17s for the same patient ID Re-attending within 3 months - Children	60	1,691	3.5%	9.7%	11.6%	11.9%
% of FP17s for the same patient ID Re-attending within 3 months - Adults	197	2,892	6.8%	14.2%	15.4%	16.0%
% of FP17s for the same patient ID Re-attending between 3 & 9 months - Children	185	1,691	10.9%	61.1%	59.4%	58.3%
% of FP17s for the same patient ID Re-attending between 3 & 9 months - Adults	209	2,892	7.2%	52.6%	51.3%	50.3%
% of FP17s for Band 1 Urgent Courses	392	4,583	8.6%	7.2%	8.0%	9.1%
% of FP17s Relating to Free Repair or Replacements	17	4,583	0.4%	0.8%	0.8%	0.8%
% of FP17s Relating to Continuations	17	4,583	0.4%	1.1%	1.0%	1.0%
% of Patients satisfied with the dentistry they have received	6	7	N/A	91.9%	91.7%	91.5%
% of Patients satisfied with the time they had to wait for an appointment	6	7	N/A	86.8%	88.3%	87.9%

* This is based on patients treated on this contract for their most recent course of treatment. Figures in italics indicate the base number of FP17s or Patient Questionnaire responses are less than 100. N/A is shown where the base number of responses is less than 10 during the period. % is calculated as Quantity/Base number*100

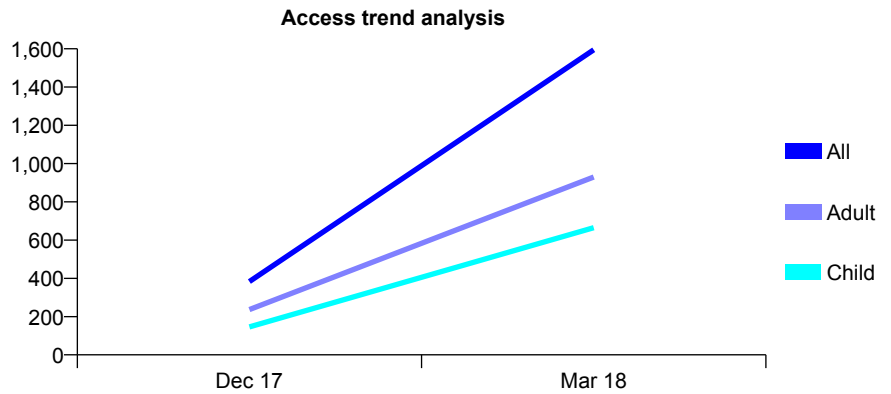
Q59 - Vital Signs At a Glance Contract Report for 100536/0000 - March 2018

Name or company name	The Whitehouse Surgery Ltd
Contract type name	PDS Plus Contract
Purpose of contract	General
Contract start date	01/12/2017
Contract end date	30/11/2024

17/18 Contracted general activity (UDA)	3,333
Carry forward general activity (UDA)	0
17/18 Contracted orthodontic activity (UOA)	0
Carry forward orthodontic activity (UOA)	0
Baseline contract value	£52,500.00

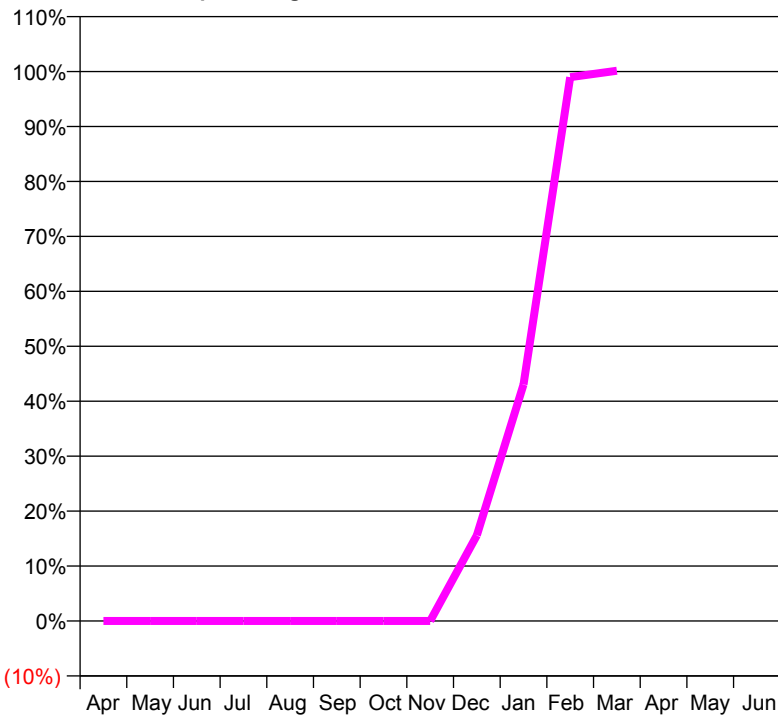
ACCESS*

Patients seen in 24 months	Total	Change since previous quarter
Quarter ending March 2017	0	
Quarter ending June 2017	0	
Quarter ending September 2017	0	
Quarter ending December 2017	383	↑
Quarter ending March 2018	1,595	↑
Variance since March 2017	N/A	



ACTIVITY

Cumulative percentage of contracted UDA delivered 2017 & 2018



Month	Adjusted Scheduled Activity (UDA)	
	2017	2018
April	0	0
May	0	0
June	0	0
July	0	0
August	0	0
September	0	0
October	0	0
November	0	0
December	0	520
January	0	1,434
February	0	3,299
March	0	3,338
April	0	
May	0	
June	0	

QUALITY

	Quantity	Base Number	Contract	AT	Region	England
% of FP17s for the same patient ID Re-attending within 3 months - Children	7	722	1.0%	9.7%	11.6%	11.9%
% of FP17s for the same patient ID Re-attending within 3 months - Adults	29	1,054	2.8%	14.2%	15.4%	16.0%
% of FP17s for the same patient ID Re-attending between 3 & 9 months - Children	0	722	0.0%	61.1%	59.4%	58.3%
% of FP17s for the same patient ID Re-attending between 3 & 9 months - Adults	0	1,054	0.0%	52.6%	51.3%	50.3%
% of FP17s for Band 1 Urgent Courses	86	1,776	4.8%	7.2%	8.0%	9.1%
% of FP17s Relating to Free Repair or Replacements	1	1,776	0.1%	0.8%	0.8%	0.8%
% of FP17s Relating to Continuations	6	1,776	0.3%	1.1%	1.0%	1.0%
% of Patients satisfied with the dentistry they have received	0	0	N/A	91.9%	91.7%	91.5%
% of Patients satisfied with the time they had to wait for an appointment	0	0	N/A	86.8%	88.3%	87.9%

* This is based on patients treated on this contract for their most recent course of treatment. Figures in italics indicate the base number of FP17s or Patient Questionnaire responses are less than 100. N/A is shown where the base number of responses is less than 10 during the period. % is calculated as Quantity/Base number*100

Q59 - Vital Signs At a Glance Contract Report for 100542/0000 - March 2018


Name or company name	JDRM Dental Care Ltd
Contract type name	PDS Plus Contract
Purpose of contract	General
Contract start date	01/12/2017
Contract end date	30/11/2024

17/18 Contracted general activity (UDA)	8,333
Carry forward general activity (UDA)	0
17/18 Contracted orthodontic activity (UOA)	0
Carry forward orthodontic activity (UOA)	0
Baseline contract value	£160,416.67

ACCESS*

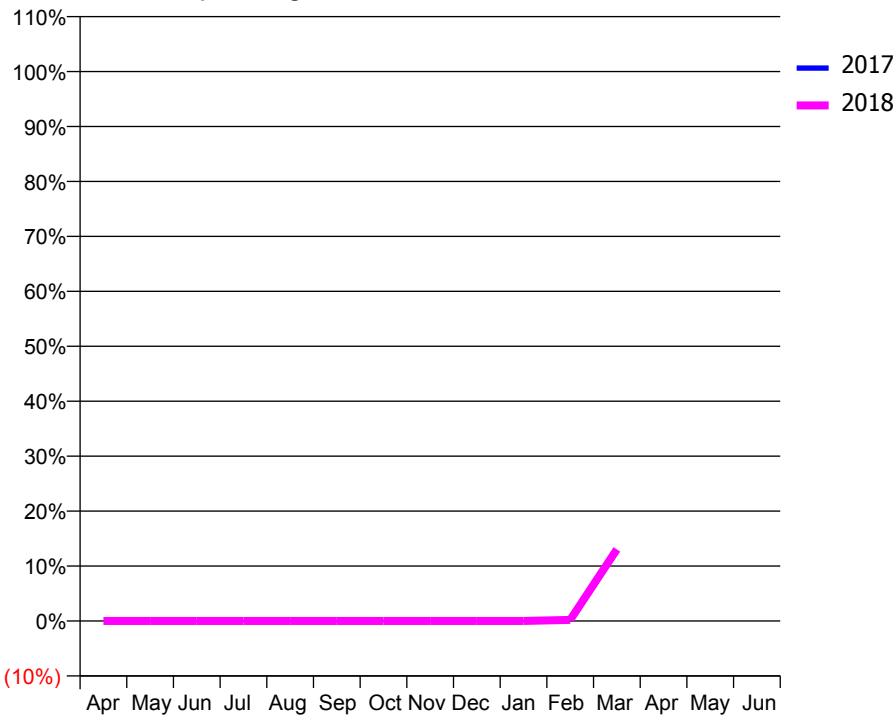
Patients seen in 24 months	Total	Change since previous quarter
Quarter ending March 2017	0	
Quarter ending June 2017	0	
Quarter ending September 2017	0	
Quarter ending December 2017	0	
Quarter ending March 2018	662	
Variance since March 2017	N/A	

Access trend analysis



ACTIVITY

Cumulative percentage of contracted UDA delivered 2017 & 2018



Month	Adjusted Scheduled Activity (UDA)	
	2017	2018
April	0	0
May	0	0
June	0	0
July	0	0
August	0	0
September	0	0
October	0	0
November	0	0
December	0	0
January	0	0
February	0	17
March	0	1,087
April	0	
May	0	
June	0	

QUALITY

	Quantity	Base Number	Contract	AT	Region	England
% of FP17s for the same patient ID Re-attending within 3 months - Children	2	85	2.4%	9.7%	11.6%	11.9%
% of FP17s for the same patient ID Re-attending within 3 months - Adults	30	670	4.5%	14.2%	15.4%	16.0%
% of FP17s for the same patient ID Re-attending between 3 & 9 months - Children	0	85	0.0%	61.1%	59.4%	58.3%
% of FP17s for the same patient ID Re-attending between 3 & 9 months - Adults	0	670	0.0%	52.6%	51.3%	50.3%
% of FP17s for Band 1 Urgent Courses	600	755	79.5%	7.2%	8.0%	9.1%
% of FP17s Relating to Free Repair or Replacements	0	755	0.0%	0.8%	0.8%	0.8%
% of FP17s Relating to Continuations	0	755	0.0%	1.1%	1.0%	1.0%
% of Patients satisfied with the dentistry they have received	0	0	N/A	91.9%	91.7%	91.5%
% of Patients satisfied with the time they had to wait for an appointment	0	0	N/A	86.8%	88.3%	87.9%

* This is based on patients treated on this contract for their most recent course of treatment. Figures in italics indicate the base number of FP17s or Patient Questionnaire responses are less than 100. N/A is shown where the base number of responses is less than 10 during the period. % is calculated as Quantity/Base number*100

Q59 - Vital Signs At a Glance Contract Report for 100548/0000 - March 2018


Name or company name	JDRM Dental Care Ltd
Contract type name	PDS Plus Contract
Purpose of contract	General
Contract start date	01/12/2017
Contract end date	30/11/2024

17/18 Contracted general activity (UDA)	8,333
Carry forward general activity (UDA)	0
17/18 Contracted orthodontic activity (UOA)	0
Carry forward orthodontic activity (UOA)	0
Baseline contract value	£160,416.67

ACCESS*

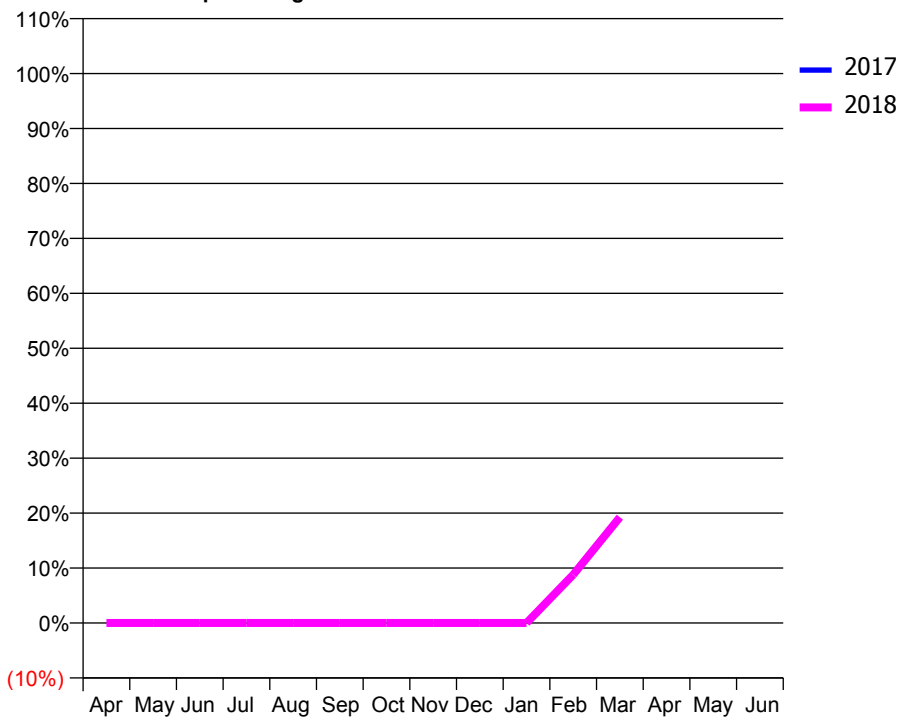
Patients seen in 24 months	Total	Change since previous quarter
Quarter ending March 2017	0	
Quarter ending June 2017	0	
Quarter ending September 2017	0	
Quarter ending December 2017	0	
Quarter ending March 2018	713	
Variance since March 2017	N/A	

Access trend analysis



ACTIVITY

Cumulative percentage of contracted UDA delivered 2017 & 2018



Month	Adjusted Scheduled Activity (UDA)	
	2017	2018
April	0	0
May	0	0
June	0	0
July	0	0
August	0	0
September	0	0
October	0	0
November	0	0
December	0	0
January	0	0
February	0	733
March	0	1,604
April	0	
May	0	
June	0	

QUALITY

	Quantity	Base Number	Contract	AT	Region	England
% of FP17s for the same patient ID Re-attending within 3 months - Children	6	127	4.7%	9.7%	11.6%	11.9%
% of FP17s for the same patient ID Re-attending within 3 months - Adults	95	1,047	9.1%	14.2%	15.4%	16.0%
% of FP17s for the same patient ID Re-attending between 3 & 9 months - Children	0	127	0.0%	61.1%	59.4%	58.3%
% of FP17s for the same patient ID Re-attending between 3 & 9 months - Adults	0	1,047	0.0%	52.6%	51.3%	50.3%
% of FP17s for Band 1 Urgent Courses	815	1,174	69.4%	7.2%	8.0%	9.1%
% of FP17s Relating to Free Repair or Replacements	0	1,174	0.0%	0.8%	0.8%	0.8%
% of FP17s Relating to Continuations	1	1,174	0.1%	1.1%	1.0%	1.0%
% of Patients satisfied with the dentistry they have received	0	0	N/A	91.9%	91.7%	91.5%
% of Patients satisfied with the time they had to wait for an appointment	0	0	N/A	86.8%	88.3%	87.9%

* This is based on patients treated on this contract for their most recent course of treatment. Figures in italics indicate the base number of FP17s or Patient Questionnaire responses are less than 100. N/A is shown where the base number of responses is less than 10 during the period. % is calculated as Quantity/Base number*100

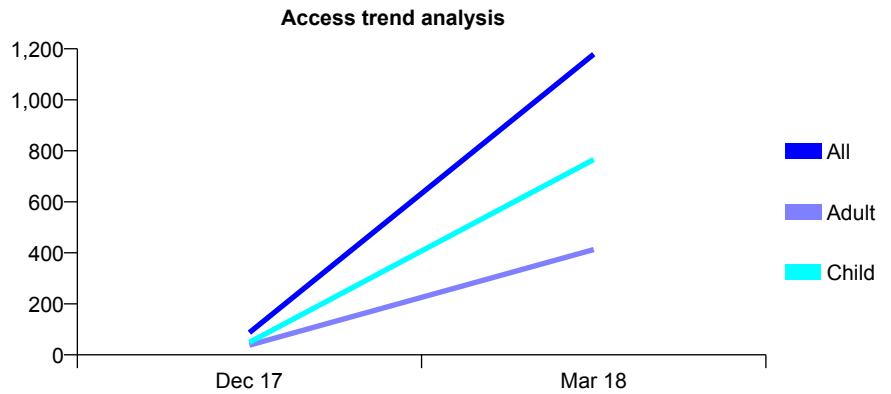
Q59 - Vital Signs At a Glance Contract Report for 100549/0000 - March 2018

Name or company name	Community Dental Services CIC
Contract type name	PDS Contract
Purpose of contract	General
Contract start date	01/12/2017
Contract end date	30/11/2024

17/18 Contracted general activity (UDA)	3,500
Carry forward general activity (UDA)	0
17/18 Contracted orthodontic activity (UOA)	0
Carry forward orthodontic activity (UOA)	0
Baseline contract value	£903,950.33

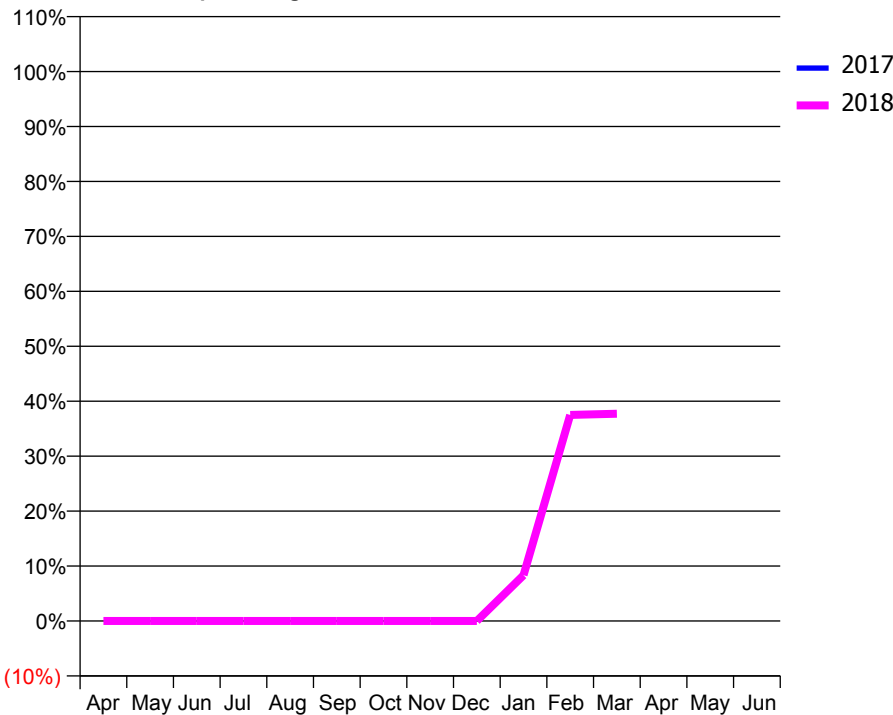
ACCESS*

Patients seen in 24 months	Total	Change since previous quarter
Quarter ending March 2017	0	
Quarter ending June 2017	0	
Quarter ending September 2017	0	
Quarter ending December 2017	87	↑
Quarter ending March 2018	1,179	↑
Variance since March 2017	N/A	



ACTIVITY

Cumulative percentage of contracted UDA delivered 2017 & 2018



Month	Adjusted Scheduled Activity (UDA)	
	2017	2018
April	0	0
May	0	0
June	0	0
July	0	0
August	0	0
September	0	0
October	0	0
November	0	0
December	0	0
January	0	291
February	0	1,313
March	0	1,320
April	0	
May	0	
June	0	

QUALITY

	Quantity	Base Number	Contract	AT	Region	England
% of FP17s for the same patient ID Re-attending within 3 months - Children	3	515	0.6%	9.7%	11.6%	11.9%
% of FP17s for the same patient ID Re-attending within 3 months - Adults	5	277	1.8%	14.2%	15.4%	16.0%
% of FP17s for the same patient ID Re-attending between 3 & 9 months - Children	0	515	0.0%	61.1%	59.4%	58.3%
% of FP17s for the same patient ID Re-attending between 3 & 9 months - Adults	0	277	0.0%	52.6%	51.3%	50.3%
% of FP17s for Band 1 Urgent Courses	25	792	3.2%	7.2%	8.0%	9.1%
% of FP17s Relating to Free Repair or Replacements	0	792	0.0%	0.8%	0.8%	0.8%
% of FP17s Relating to Continuations	0	792	0.0%	1.1%	1.0%	1.0%
% of Patients satisfied with the dentistry they have received	0	0	N/A	91.9%	91.7%	91.5%
% of Patients satisfied with the time they had to wait for an appointment	0	0	N/A	86.8%	88.3%	87.9%

* This is based on patients treated on this contract for their most recent course of treatment. Figures in italics indicate the base number of FP17s or Patient Questionnaire responses are less than 100. N/A is shown where the base number of responses is less than 10 during the period. % is calculated as Quantity/Base number*100

Q59 - Vital Signs At a Glance Contract Report for 100559/0000 - March 2018


Name or company name	JDRM Dental Care Ltd
Contract type name	PDS Plus Contract
Purpose of contract	General
Contract start date	21/12/2017
Contract end date	11/01/2025

17/18 Contracted general activity (UDA)	5,511
Carry forward general activity (UDA)	0
17/18 Contracted orthodontic activity (UOA)	0
Carry forward orthodontic activity (UOA)	0
Baseline contract value	£106,083.54

ACCESS*

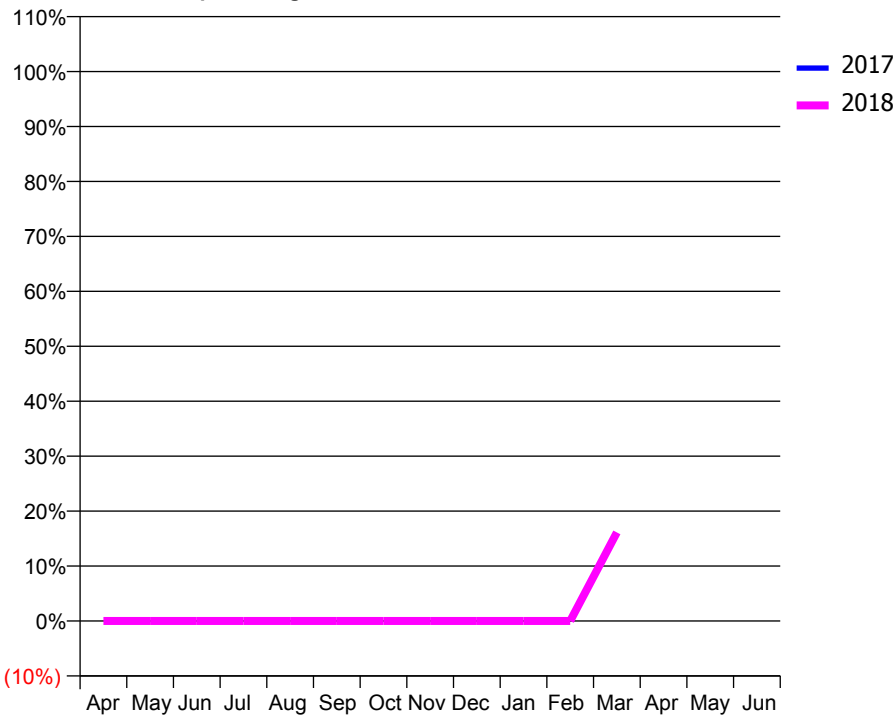
Patients seen in 24 months	Total	Change since previous quarter
Quarter ending March 2017	0	
Quarter ending June 2017	0	
Quarter ending September 2017	0	
Quarter ending December 2017	0	
Quarter ending March 2018	561	
Variance since March 2017	N/A	

Access trend analysis



ACTIVITY

Cumulative percentage of contracted UDA delivered 2017 & 2018



Month	Adjusted Scheduled Activity (UDA)	
	2017	2018
April	0	0
May	0	0
June	0	0
July	0	0
August	0	0
September	0	0
October	0	0
November	0	0
December	0	0
January	0	0
February	0	0
March	0	888
April	0	
May	0	
June	0	

QUALITY

	Quantity	Base Number	Contract	AT	Region	England
% of FP17s for the same patient ID Re-attending within 3 months - Children	2	82	2.4%	9.7%	11.6%	11.9%
% of FP17s for the same patient ID Re-attending within 3 months - Adults	12	414	2.9%	14.2%	15.4%	16.0%
% of FP17s for the same patient ID Re-attending between 3 & 9 months - Children	0	82	0.0%	61.1%	59.4%	58.3%
% of FP17s for the same patient ID Re-attending between 3 & 9 months - Adults	0	414	0.0%	52.6%	51.3%	50.3%
% of FP17s for Band 1 Urgent Courses	151	496	30.4%	7.2%	8.0%	9.1%
% of FP17s Relating to Free Repair or Replacements	1	496	0.2%	0.8%	0.8%	0.8%
% of FP17s Relating to Continuations	1	496	0.2%	1.1%	1.0%	1.0%
% of Patients satisfied with the dentistry they have received	2	2	N/A	91.9%	91.7%	91.5%
% of Patients satisfied with the time they had to wait for an appointment	2	2	N/A	86.8%	88.3%	87.9%

* This is based on patients treated on this contract for their most recent course of treatment. Figures in italics indicate the base number of FP17s or Patient Questionnaire responses are less than 100. N/A is shown where the base number of responses is less than 10 during the period. % is calculated as Quantity/Base number*100

Q59 - Vital Signs At a Glance Contract Report for 100570/0000 - March 2018


Name or company name	JDRM Dental Care Ltd
Contract type name	PDS Plus Contract
Purpose of contract	General
Contract start date	12/01/2018
Contract end date	11/01/2025

17/18 Contracted general activity (UDA)	5,511
Carry forward general activity (UDA)	0
17/18 Contracted orthodontic activity (UOA)	0
Carry forward orthodontic activity (UOA)	0
Baseline contract value	£106,083.54

ACCESS*

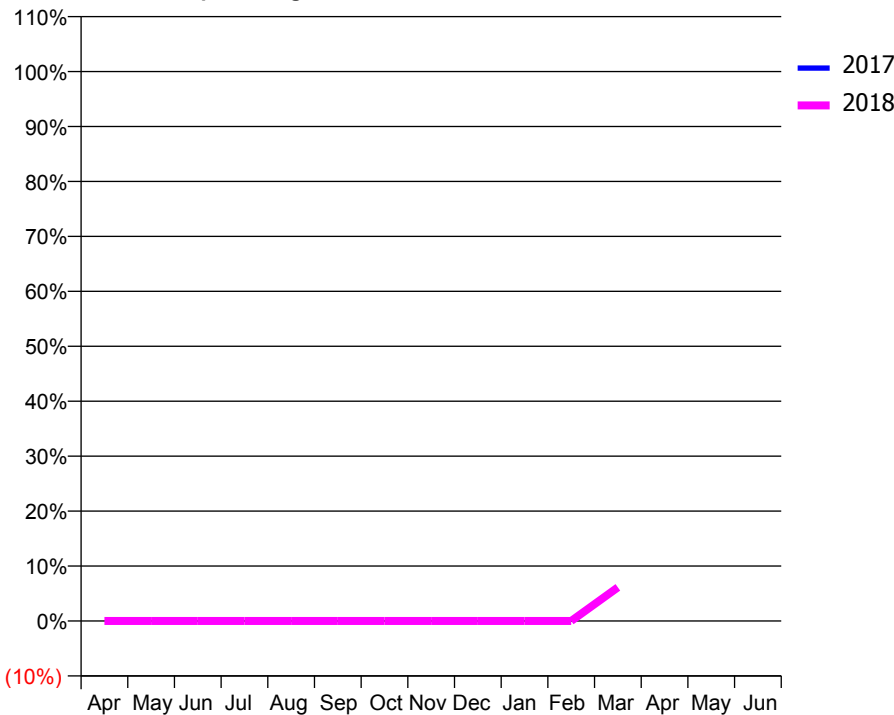
Patients seen in 24 months	Total	Change since previous quarter
Quarter ending March 2017	0	
Quarter ending June 2017	0	
Quarter ending September 2017	0	
Quarter ending December 2017	0	
Quarter ending March 2018	209	
Variance since March 2017	N/A	

Access trend analysis



ACTIVITY

Cumulative percentage of contracted UDA delivered 2017 & 2018



Month	Adjusted Scheduled Activity (UDA)	
	2017	2018
April	0	0
May	0	0
June	0	0
July	0	0
August	0	0
September	0	0
October	0	0
November	0	0
December	0	0
January	0	0
February	0	0
March	0	337
April	0	
May	0	
June	0	

QUALITY

	Quantity	Base Number	Contract	AT	Region	England
% of FP17s for the same patient ID Re-attending within 3 months - Children	0	35	0.0%	9.7%	11.6%	11.9%
% of FP17s for the same patient ID Re-attending within 3 months - Adults	2	210	1.0%	14.2%	15.4%	16.0%
% of FP17s for the same patient ID Re-attending between 3 & 9 months - Children	0	35	0.0%	61.1%	59.4%	58.3%
% of FP17s for the same patient ID Re-attending between 3 & 9 months - Adults	0	210	0.0%	52.6%	51.3%	50.3%
% of FP17s for Band 1 Urgent Courses	61	245	24.9%	7.2%	8.0%	9.1%
% of FP17s Relating to Free Repair or Replacements	0	245	0.0%	0.8%	0.8%	0.8%
% of FP17s Relating to Continuations	0	245	0.0%	1.1%	1.0%	1.0%
% of Patients satisfied with the dentistry they have received	0	0	N/A	91.9%	91.7%	91.5%
% of Patients satisfied with the time they had to wait for an appointment	0	0	N/A	86.8%	88.3%	87.9%

* This is based on patients treated on this contract for their most recent course of treatment. Figures in italics indicate the base number of FP17s or Patient Questionnaire responses are less than 100. N/A is shown where the base number of responses is less than 10 during the period. % is calculated as Quantity/Base number*100

Q59 - Vital Signs At a Glance Contract Report for 100579/0000 - March 2018


Name or company name	JDRM Dental Care Ltd
Contract type name	PDS Plus Contract
Purpose of contract	General
Contract start date	01/02/2018
Contract end date	31/01/2025

17/18 Contracted general activity (UDA)	4,167
Carry forward general activity (UDA)	0
17/18 Contracted orthodontic activity (UOA)	0
Carry forward orthodontic activity (UOA)	0
Baseline contract value	£80,208.33

ACCESS*

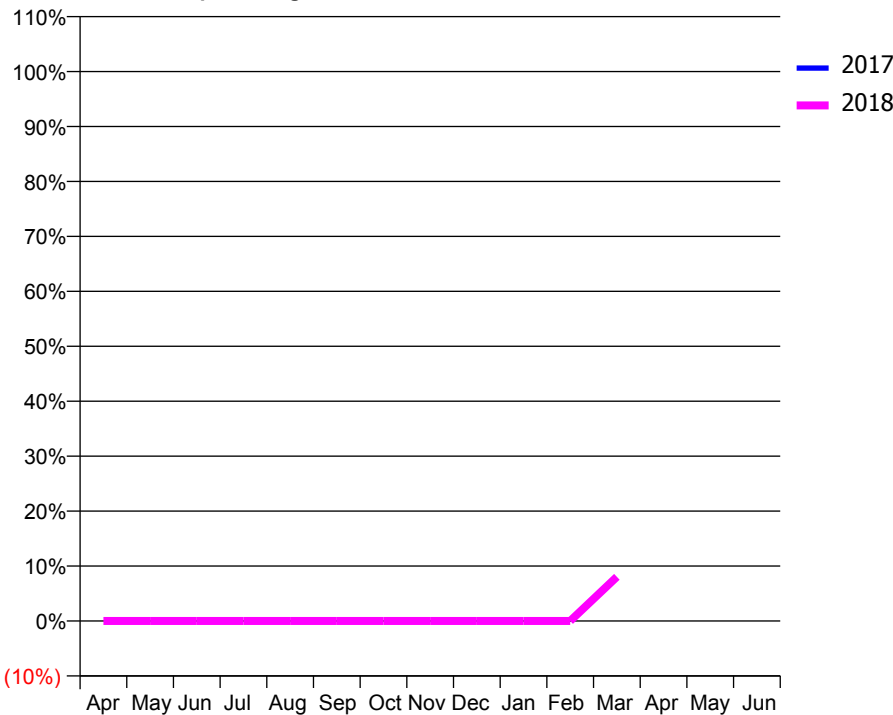
Patients seen in 24 months	Total	Change since previous quarter
Quarter ending March 2017	0	
Quarter ending June 2017	0	
Quarter ending September 2017	0	
Quarter ending December 2017	0	
Quarter ending March 2018	200	
Variance since March 2017	N/A	

Access trend analysis



ACTIVITY

Cumulative percentage of contracted UDA delivered 2017 & 2018



Month	Adjusted Scheduled Activity (UDA)	
	2017	2018
April	0	0
May	0	0
June	0	0
July	0	0
August	0	0
September	0	0
October	0	0
November	0	0
December	0	0
January	0	0
February	0	0
March	0	335
April	0	
May	0	
June	0	

QUALITY

	Quantity	Base Number	Contract	AT	Region	England
% of FP17s for the same patient ID Re-attending within 3 months - Children	2	41	4.9%	9.7%	11.6%	11.9%
% of FP17s for the same patient ID Re-attending within 3 months - Adults	13	216	6.0%	14.2%	15.4%	16.0%
% of FP17s for the same patient ID Re-attending between 3 & 9 months - Children	0	41	0.0%	61.1%	59.4%	58.3%
% of FP17s for the same patient ID Re-attending between 3 & 9 months - Adults	0	216	0.0%	52.6%	51.3%	50.3%
% of FP17s for Band 1 Urgent Courses	177	257	68.9%	7.2%	8.0%	9.1%
% of FP17s Relating to Free Repair or Replacements	0	257	0.0%	0.8%	0.8%	0.8%
% of FP17s Relating to Continuations	0	257	0.0%	1.1%	1.0%	1.0%
% of Patients satisfied with the dentistry they have received	0	0	N/A	91.9%	91.7%	91.5%
% of Patients satisfied with the time they had to wait for an appointment	0	0	N/A	86.8%	88.3%	87.9%

* This is based on patients treated on this contract for their most recent course of treatment. Figures in italics indicate the base number of FP17s or Patient Questionnaire responses are less than 100. N/A is shown where the base number of responses is less than 10 during the period. % is calculated as Quantity/Base number*100

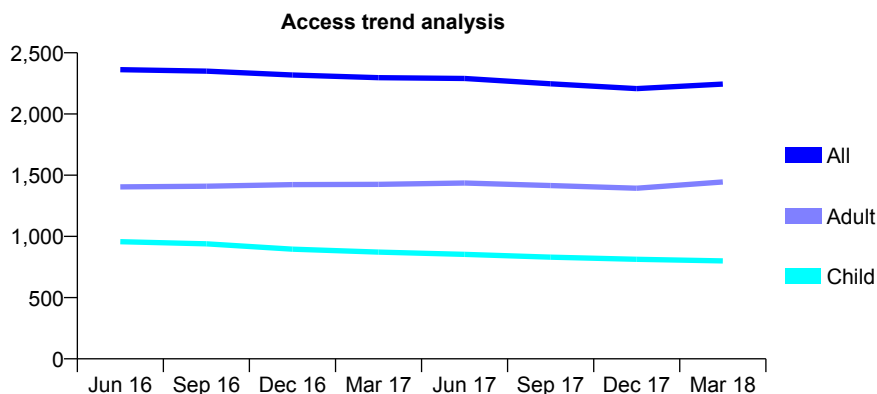
Q59 - Vital Signs At a Glance Contract Report for 101281/0034 - March 2018

Name or company name	OASIS DENTAL CARE LTD
Contract type name	GDS Contract
Purpose of contract	General and Orthodontic
Contract start date	01/04/2006
Contract end date	

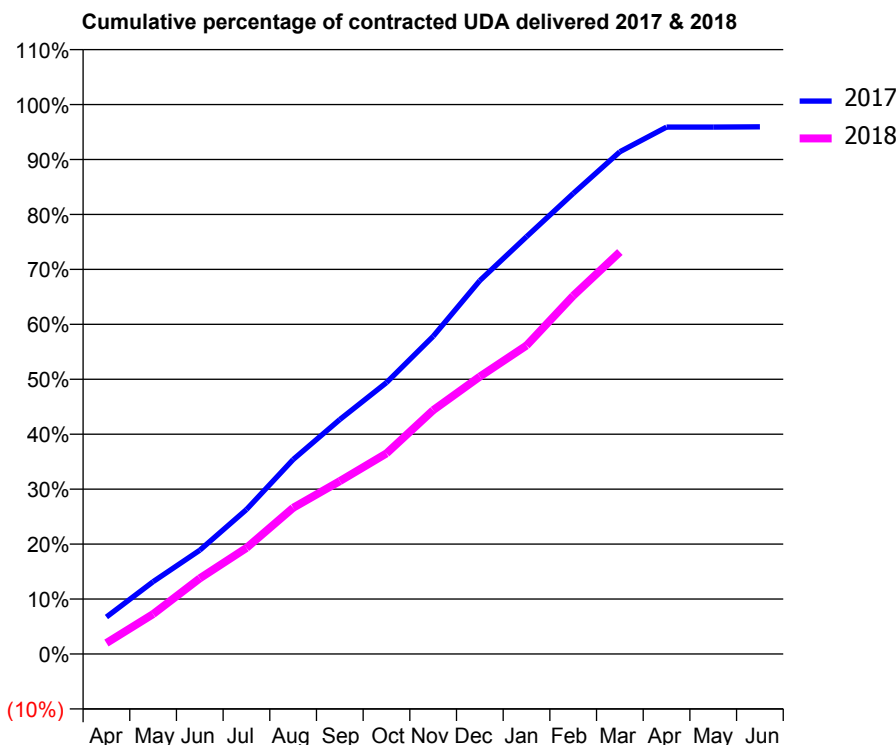
17/18 Contracted general activity (UDA)	7,246
Carry forward general activity (UDA)	0
17/18 Contracted orthodontic activity (UOA)	1,134
Carry forward orthodontic activity (UOA)	0
Baseline contract value	£249,897.09

ACCESS*

Patients seen in 24 months	Total	Change since previous quarter
Quarter ending March 2017	2,297	
Quarter ending June 2017	2,290	→
Quarter ending September 2017	2,247	↓
Quarter ending December 2017	2,207	↓
Quarter ending March 2018	2,245	→
Variance since March 2017	(2.3%)	↓



ACTIVITY



Month	Adjusted Scheduled Activity (UDA)	
	2017	2018
April	488	145
May	953	527
June	1,369	998
July	1,906	1,398
August	2,564	1,928
September	3,092	2,281
October	3,578	2,646
November	4,189	3,216
December	4,924	3,658
January	5,503	4,068
February	6,073	4,724
March	6,622	5,301
April	6,949	
May	6,949	
June	6,952	

QUALITY

	Quantity	Base Number	Contract	AT	Region	England
% of FP17s for the same patient ID Re-attending within 3 months - Children	121	1,486	8.1%	9.7%	11.6%	11.9%
% of FP17s for the same patient ID Re-attending within 3 months - Adults	270	2,051	13.2%	14.2%	15.4%	16.0%
% of FP17s for the same patient ID Re-attending between 3 & 9 months - Children	1,037	1,486	69.8%	61.1%	59.4%	58.3%
% of FP17s for the same patient ID Re-attending between 3 & 9 months - Adults	1,230	2,051	60.0%	52.6%	51.3%	50.3%
% of FP17s for Band 1 Urgent Courses	255	3,286	7.8%	7.2%	8.0%	9.1%
% of FP17s Relating to Free Repair or Replacements	9	3,286	0.3%	0.8%	0.8%	0.8%
% of FP17s Relating to Continuations	0	3,286	0.0%	1.1%	1.0%	1.0%
% of Patients satisfied with the dentistry they have received	3	3	N/A	91.9%	91.7%	91.5%
% of Patients satisfied with the time they had to wait for an appointment	2	3	N/A	86.8%	88.3%	87.9%

* This is based on patients treated on this contract for their most recent course of treatment. Figures in italics indicate the base number of FP17s or Patient Questionnaire responses are less than 100. N/A is shown where the base number of responses is less than 10 during the period. % is calculated as Quantity/Base number*100

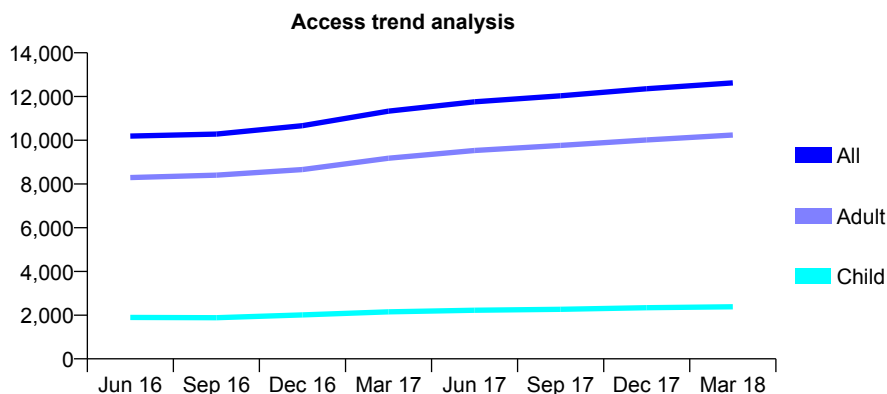
Q59 - Vital Signs At a Glance Contract Report for 101281/0055 - March 2018

Name or company name	OASIS DENTAL CARE LTD
Contract type name	Pilot Contract
Purpose of contract	General
Contract start date	01/04/2006
Contract end date	

17/18 Contracted general activity (UDA)	36,428
Carry forward general activity (UDA)	0
17/18 Contracted orthodontic activity (UOA)	0
Carry forward orthodontic activity (UOA)	0
Baseline contract value	£812,137.53

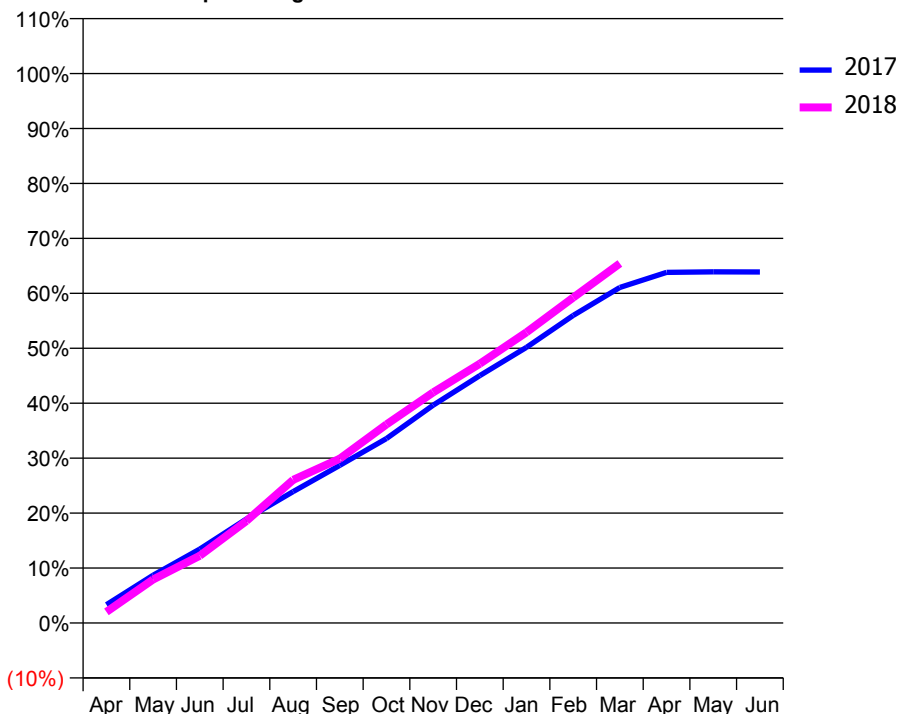
ACCESS*

Patients seen in 24 months	Total	Change since previous quarter
Quarter ending March 2017	11,329	
Quarter ending June 2017	11,758	↑
Quarter ending September 2017	12,030	↑
Quarter ending December 2017	12,355	↑
Quarter ending March 2018	12,622	↑
Variance since March 2017	11.4%	↑



ACTIVITY

Cumulative percentage of contracted UDA delivered 2017 & 2018



Month	Adjusted Scheduled Activity (UDA)	
	2017	2018
April	1,216	737
May	3,171	2,890
June	4,899	4,456
July	6,895	6,767
August	8,716	9,487
September	10,452	10,892
October	12,229	13,167
November	14,440	15,285
December	16,402	17,193
January	18,279	19,277
February	20,388	21,571
March	22,245	23,838
April	23,247	
May	23,276	
June	23,274	

QUALITY

	Quantity	Base Number	Contract	AT	Region	England
% of FP17s for the same patient ID Re-attending within 3 months - Children	68	2,614	2.6%	9.7%	11.6%	11.9%
% of FP17s for the same patient ID Re-attending within 3 months - Adults	798	10,643	7.5%	14.2%	15.4%	16.0%
% of FP17s for the same patient ID Re-attending between 3 & 9 months - Children	975	2,614	37.3%	61.1%	59.4%	58.3%
% of FP17s for the same patient ID Re-attending between 3 & 9 months - Adults	2,967	10,643	27.9%	52.6%	51.3%	50.3%
% of FP17s for Band 1 Urgent Courses	228	12,741	1.8%	7.2%	8.0%	9.1%
% of FP17s Relating to Free Repair or Replacements	86	12,741	0.7%	0.8%	0.8%	0.8%
% of FP17s Relating to Continuations	215	12,741	1.7%	1.1%	1.0%	1.0%
% of Patients satisfied with the dentistry they have received	13	13	100.0%	91.9%	91.7%	91.5%
% of Patients satisfied with the time they had to wait for an appointment	10	13	76.9%	86.8%	88.3%	87.9%

* This is based on patients treated on this contract for their most recent course of treatment. Figures in italics indicate the base number of FP17s or Patient Questionnaire responses are less than 100. N/A is shown where the base number of responses is less than 10 during the period. % is calculated as Quantity/Base number*100

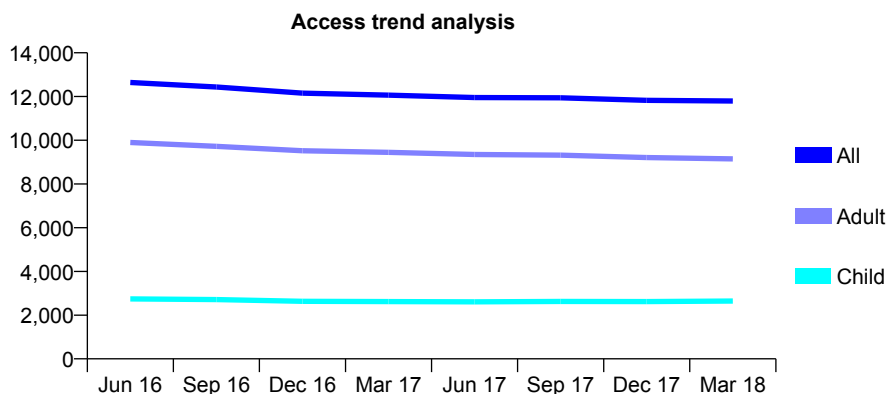
Q59 - Vital Signs At a Glance Contract Report for 101281/0077 - March 2018

Name or company name	OASIS DENTAL CARE LTD
Contract type name	GDS Contract
Purpose of contract	General and Orthodontic
Contract start date	01/04/2006
Contract end date	

17/18 Contracted general activity (UDA)	33,200
Carry forward general activity (UDA)	949
17/18 Contracted orthodontic activity (UOA)	3,163
Carry forward orthodontic activity (UOA)	40
Baseline contract value	£952,478.39

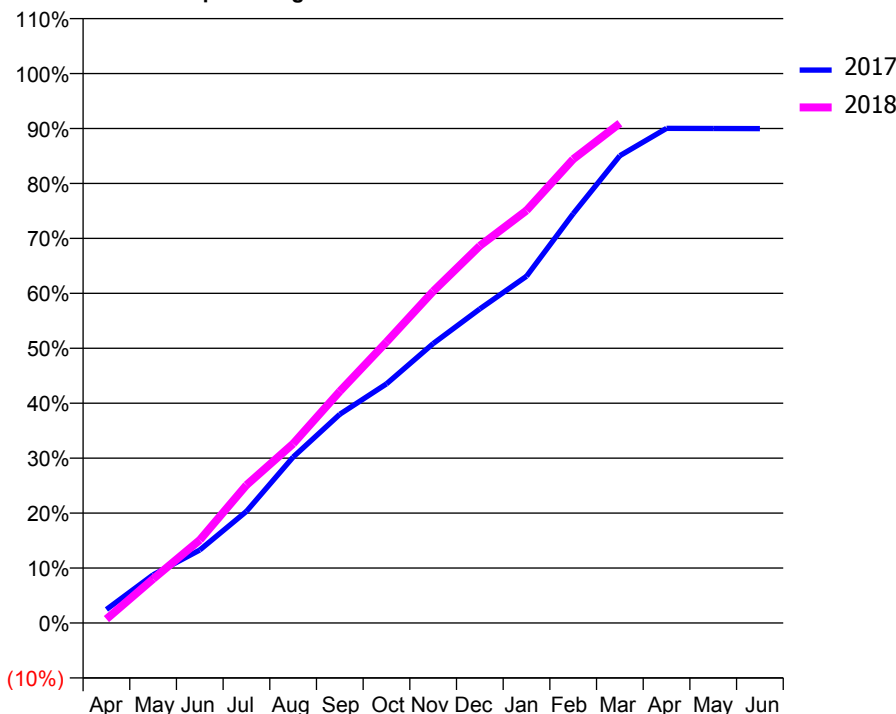
ACCESS*

Patients seen in 24 months	Total	Change since previous quarter
Quarter ending March 2017	12,061	
Quarter ending June 2017	11,956	→
Quarter ending September 2017	11,941	→
Quarter ending December 2017	11,828	→
Quarter ending March 2018	11,793	→
Variance since March 2017	(2.2%)	↓



ACTIVITY

Cumulative percentage of contracted UDA delivered 2017 & 2018



Month	Adjusted Scheduled Activity (UDA)	
	2017	2018
April	817	240
May	2,912	2,663
June	4,412	5,013
July	6,744	8,339
August	10,025	10,830
September	12,610	13,996
October	14,452	16,978
November	16,882	20,044
December	18,976	22,787
January	20,953	24,927
February	24,728	28,024
March	28,238	30,194
April	29,887	
May	29,877	
June	29,870	

QUALITY

	Quantity	Base Number	Contract	AT	Region	England
% of FP17s for the same patient ID Re-attending within 3 months - Children	283	4,374	6.5%	9.7%	11.6%	11.9%
% of FP17s for the same patient ID Re-attending within 3 months - Adults	1,899	13,122	14.5%	14.2%	15.4%	16.0%
% of FP17s for the same patient ID Re-attending between 3 & 9 months - Children	2,704	4,374	61.8%	61.1%	59.4%	58.3%
% of FP17s for the same patient ID Re-attending between 3 & 9 months - Adults	6,557	13,122	50.0%	52.6%	51.3%	50.3%
% of FP17s for Band 1 Urgent Courses	1,542	16,413	9.4%	7.2%	8.0%	9.1%
% of FP17s Relating to Free Repair or Replacements	231	16,413	1.4%	0.8%	0.8%	0.8%
% of FP17s Relating to Continuations	179	16,413	1.1%	1.1%	1.0%	1.0%
% of Patients satisfied with the dentistry they have received	46	46	100.0%	91.9%	91.7%	91.5%
% of Patients satisfied with the time they had to wait for an appointment	42	46	91.3%	86.8%	88.3%	87.9%

* This is based on patients treated on this contract for their most recent course of treatment. Figures in italics indicate the base number of FP17s or Patient Questionnaire responses are less than 100. N/A is shown where the base number of responses is less than 10 during the period. % is calculated as Quantity/Base number*100

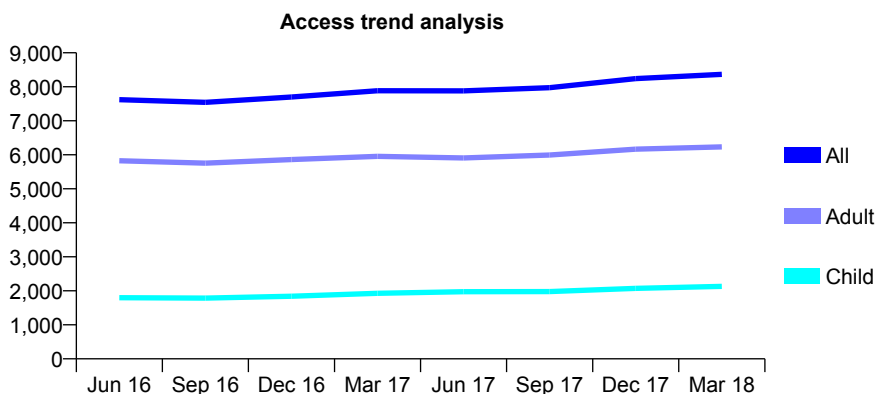
Q59 - Vital Signs At a Glance Contract Report for 101281/0082 - March 2018

Name or company name	OASIS DENTAL CARE LTD
Contract type name	GDS Contract
Purpose of contract	General
Contract start date	01/04/2006
Contract end date	

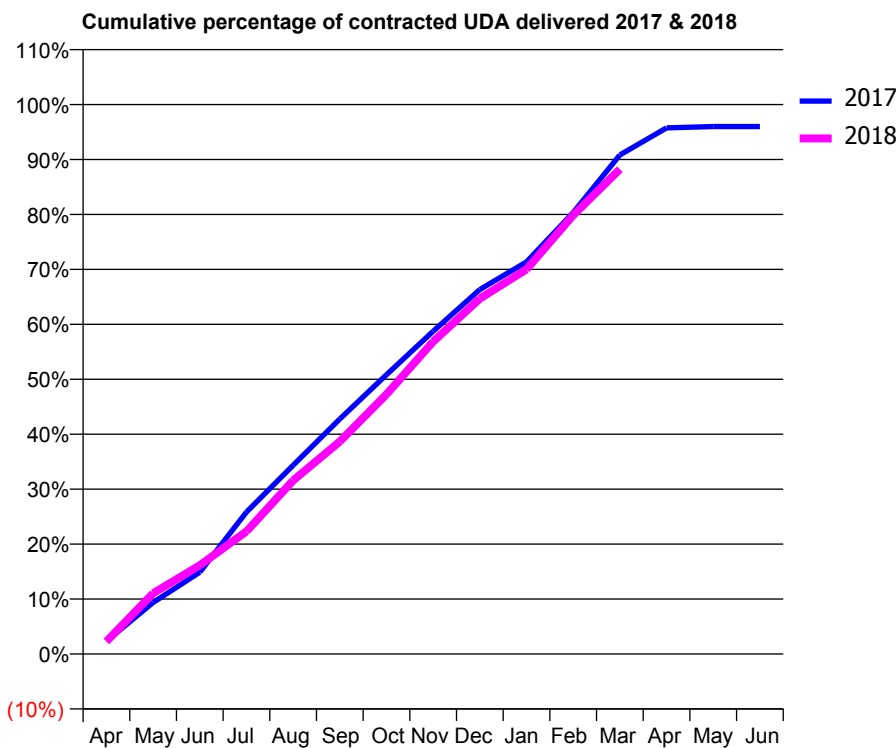
17/18 Contracted general activity (UDA)	21,656
Carry forward general activity (UDA)	0
17/18 Contracted orthodontic activity (UOA)	0
Carry forward orthodontic activity (UOA)	0
Baseline contract value	£482,804.81

ACCESS*

Patients seen in 24 months	Total	Change since previous quarter
Quarter ending March 2017	7,885	
Quarter ending June 2017	7,879	→
Quarter ending September 2017	7,975	→
Quarter ending December 2017	8,242	↑
Quarter ending March 2018	8,365	→
Variance since March 2017	6.1%	↑



ACTIVITY



Month	Adjusted Scheduled Activity (UDA)	
	2017	2018
April	507	499
May	2,031	2,396
June	3,225	3,495
July	5,597	4,833
August	7,441	6,839
September	9,261	8,372
October	11,007	10,233
November	12,718	12,308
December	14,365	14,006
January	15,451	15,159
February	17,395	17,292
March	19,665	19,107
April	20,736	
May	20,785	
June	20,786	

QUALITY

	Quantity	Base Number	Contract	AT	Region	England
% of FP17s for the same patient ID Re-attending within 3 months - Children	268	3,113	8.6%	9.7%	11.6%	11.9%
% of FP17s for the same patient ID Re-attending within 3 months - Adults	1,089	8,697	12.5%	14.2%	15.4%	16.0%
% of FP17s for the same patient ID Re-attending between 3 & 9 months - Children	1,848	3,113	59.4%	61.1%	59.4%	58.3%
% of FP17s for the same patient ID Re-attending between 3 & 9 months - Adults	4,958	8,697	57.0%	52.6%	51.3%	50.3%
% of FP17s for Band 1 Urgent Courses	194	11,260	1.7%	7.2%	8.0%	9.1%
% of FP17s Relating to Free Repair or Replacements	253	11,260	2.2%	0.8%	0.8%	0.8%
% of FP17s Relating to Continuations	322	11,260	2.9%	1.1%	1.0%	1.0%
% of Patients satisfied with the dentistry they have received	6	7	N/A	91.9%	91.7%	91.5%
% of Patients satisfied with the time they had to wait for an appointment	6	7	N/A	86.8%	88.3%	87.9%

* This is based on patients treated on this contract for their most recent course of treatment. Figures in italics indicate the base number of FP17s or Patient Questionnaire responses are less than 100. N/A is shown where the base number of responses is less than 10 during the period. % is calculated as Quantity/Base number*100

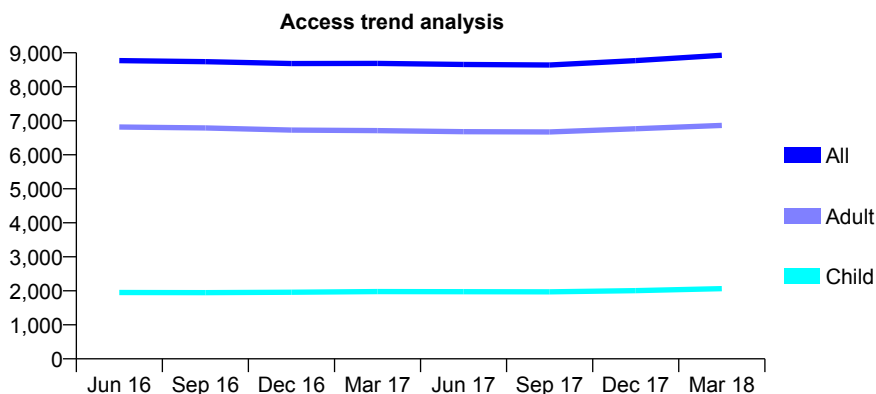
Q59 - Vital Signs At a Glance Contract Report for 101281/0098 - March 2018

Name or company name	OASIS DENTAL CARE LTD
Contract type name	GDS Contract
Purpose of contract	General
Contract start date	01/04/2006
Contract end date	

17/18 Contracted general activity (UDA)	26,129
Carry forward general activity (UDA)	0
17/18 Contracted orthodontic activity (UOA)	0
Carry forward orthodontic activity (UOA)	0
Baseline contract value	£582,518.48

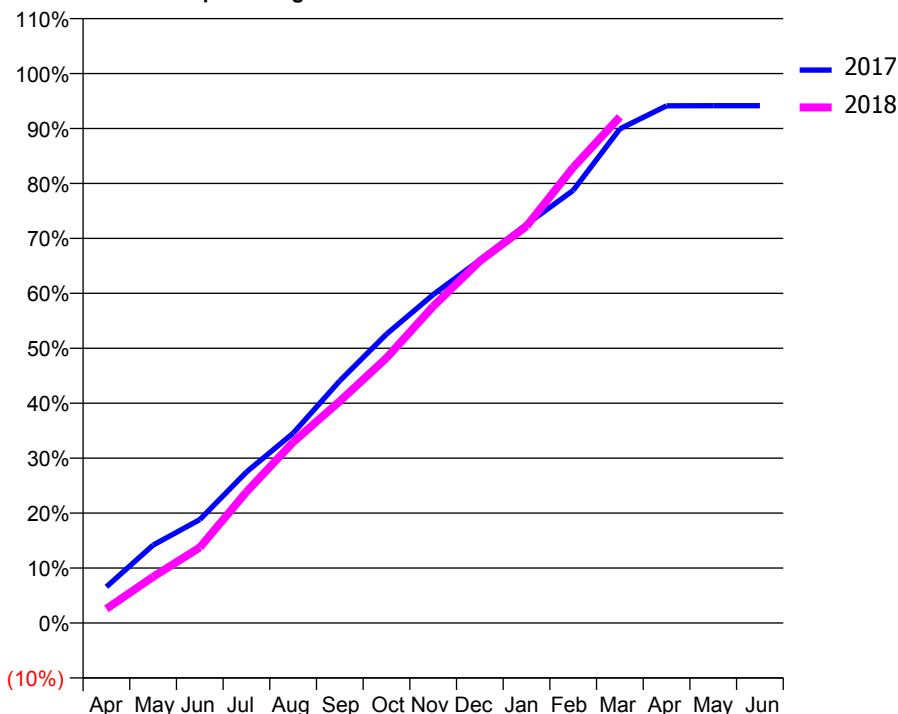
ACCESS*

Patients seen in 24 months	Total	Change since previous quarter
Quarter ending March 2017	8,689	
Quarter ending June 2017	8,656	→
Quarter ending September 2017	8,643	→
Quarter ending December 2017	8,771	→
Quarter ending March 2018	8,927	→
Variance since March 2017	2.7%	↑



ACTIVITY

Cumulative percentage of contracted UDA delivered 2017 & 2018



Month	Adjusted Scheduled Activity (UDA)	
	2017	2018
April	1,723	675
May	3,708	2,195
June	4,920	3,593
July	7,178	6,234
August	9,026	8,602
September	11,518	10,548
October	13,739	12,604
November	15,613	15,055
December	17,258	17,209
January	18,957	18,865
February	20,570	21,663
March	23,497	24,065
April	24,593	
May	24,600	
June	24,599	

QUALITY

	Quantity	Base Number	Contract	AT	Region	England
% of FP17s for the same patient ID Re-attending within 3 months - Children	205	3,366	6.1%	9.7%	11.6%	11.9%
% of FP17s for the same patient ID Re-attending within 3 months - Adults	1,483	11,207	13.2%	14.2%	15.4%	16.0%
% of FP17s for the same patient ID Re-attending between 3 & 9 months - Children	2,265	3,366	67.3%	61.1%	59.4%	58.3%
% of FP17s for the same patient ID Re-attending between 3 & 9 months - Adults	7,357	11,207	65.6%	52.6%	51.3%	50.3%
% of FP17s for Band 1 Urgent Courses	1,153	14,058	8.2%	7.2%	8.0%	9.1%
% of FP17s Relating to Free Repair or Replacements	95	14,058	0.7%	0.8%	0.8%	0.8%
% of FP17s Relating to Continuations	31	14,058	0.2%	1.1%	1.0%	1.0%
% of Patients satisfied with the dentistry they have received	20	22	90.9%	91.9%	91.7%	91.5%
% of Patients satisfied with the time they had to wait for an appointment	20	22	90.9%	86.8%	88.3%	87.9%

* This is based on patients treated on this contract for their most recent course of treatment. Figures in italics indicate the base number of FP17s or Patient Questionnaire responses are less than 100. N/A is shown where the base number of responses is less than 10 during the period. % is calculated as Quantity/Base number*100

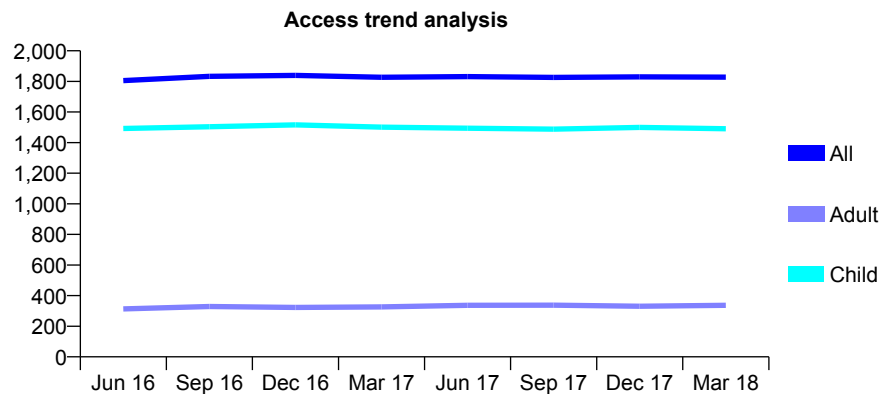
Q59 - Vital Signs At a Glance Contract Report for 101281/0114 - March 2018

Name or company name	OASIS DENTAL CARE LTD
Contract type name	GDS Contract
Purpose of contract	General
Contract start date	01/04/2006
Contract end date	

17/18 Contracted general activity (UDA)	3,552
Carry forward general activity (UDA)	9
17/18 Contracted orthodontic activity (UOA)	0
Carry forward orthodontic activity (UOA)	0
Baseline contract value	£80,361.34

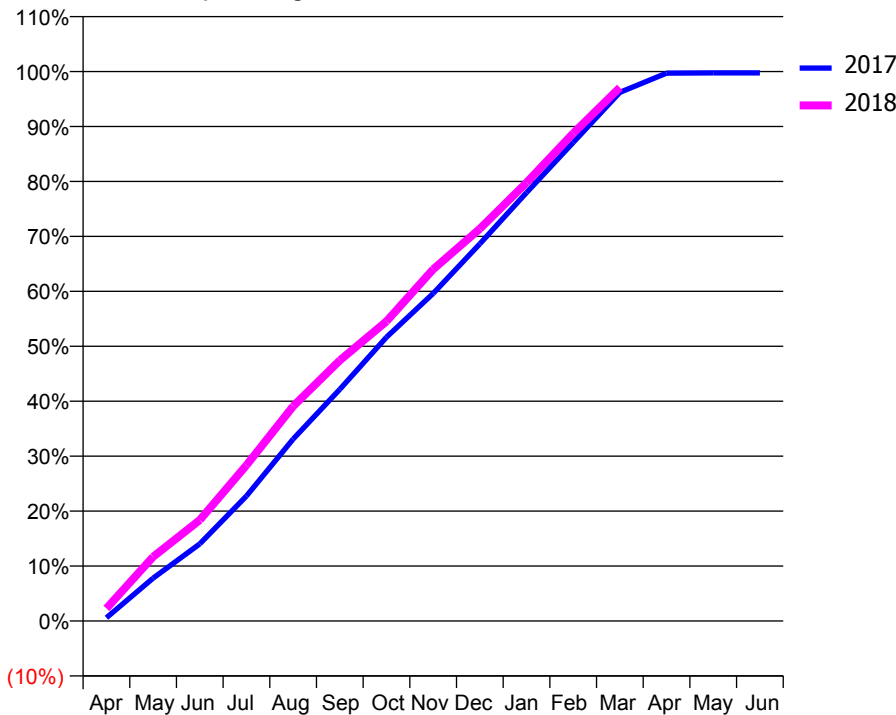
ACCESS*

Patients seen in 24 months	Total	Change since previous quarter
Quarter ending March 2017	1,827	
Quarter ending June 2017	1,831	→
Quarter ending September 2017	1,826	→
Quarter ending December 2017	1,830	→
Quarter ending March 2018	1,828	→
Variance since March 2017	0.1%	→



ACTIVITY

Cumulative percentage of contracted UDA delivered 2017 & 2018



Month	Adjusted Scheduled Activity (UDA)	
	2017	2018
April	21	81
May	277	415
June	499	653
July	808	1,007
August	1,176	1,388
September	1,497	1,685
October	1,835	1,937
November	2,117	2,273
December	2,438	2,536
January	2,769	2,834
February	3,093	3,153
March	3,417	3,448
April	3,542	
May	3,543	
June	3,543	

QUALITY

	Quantity	Base Number	Contract	AT	Region	England
% of FP17s for the same patient ID Re-attending within 3 months - Children	151	2,610	5.8%	9.7%	11.6%	11.9%
% of FP17s for the same patient ID Re-attending within 3 months - Adults	10	319	3.1%	14.2%	15.4%	16.0%
% of FP17s for the same patient ID Re-attending between 3 & 9 months - Children	1,951	2,610	74.8%	61.1%	59.4%	58.3%
% of FP17s for the same patient ID Re-attending between 3 & 9 months - Adults	237	319	74.3%	52.6%	51.3%	50.3%
% of FP17s for Band 1 Urgent Courses	50	2,830	1.8%	7.2%	8.0%	9.1%
% of FP17s Relating to Free Repair or Replacements	0	2,830	0.0%	0.8%	0.8%	0.8%
% of FP17s Relating to Continuations	0	2,830	0.0%	1.1%	1.0%	1.0%
% of Patients satisfied with the dentistry they have received	2	2	N/A	91.9%	91.7%	91.5%
% of Patients satisfied with the time they had to wait for an appointment	2	2	N/A	86.8%	88.3%	87.9%

* This is based on patients treated on this contract for their most recent course of treatment. Figures in italics indicate the base number of FP17s or Patient Questionnaire responses are less than 100. N/A is shown where the base number of responses is less than 10 during the period. % is calculated as Quantity/Base number*100

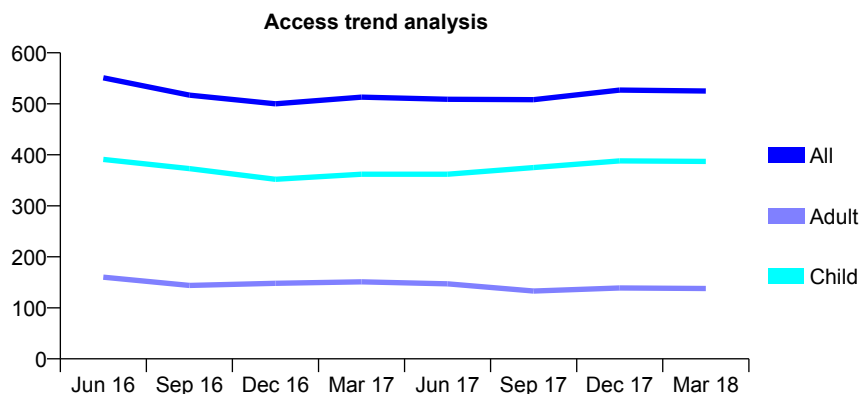
Q59 - Vital Signs At a Glance Contract Report for 101281/0132 - March 2018

Name or company name	OASIS DENTAL CARE LTD
Contract type name	GDS Contract
Purpose of contract	General
Contract start date	01/04/2006
Contract end date	

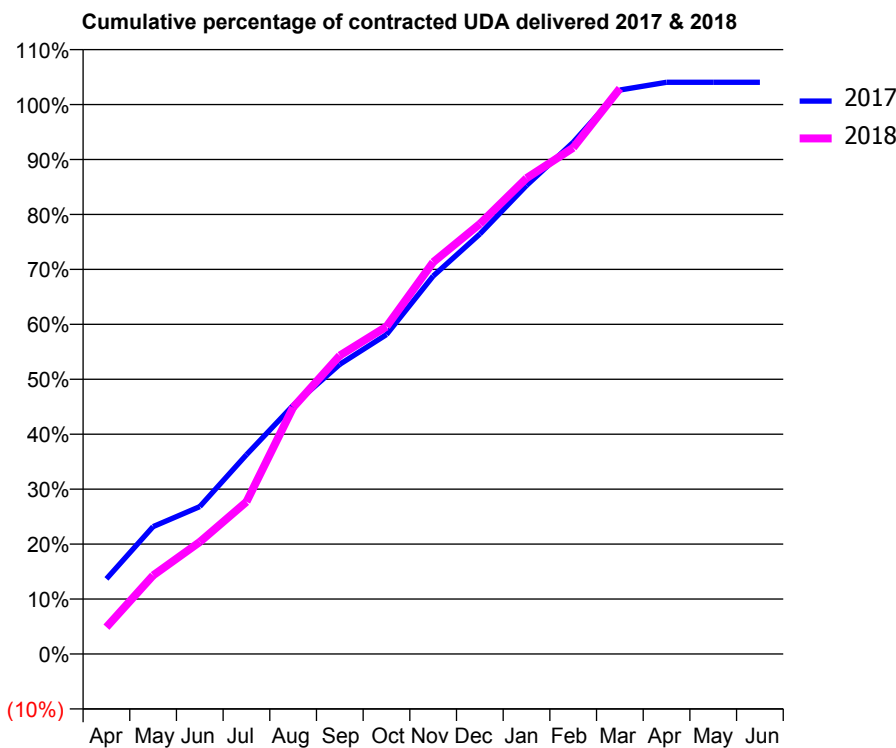
17/18 Contracted general activity (UDA)	1,021
Carry forward general activity (UDA)	-20
17/18 Contracted orthodontic activity (UOA)	0
Carry forward orthodontic activity (UOA)	0
Baseline contract value	£23,074.23

ACCESS*

Patients seen in 24 months	Total	Change since previous quarter
Quarter ending March 2017	513	
Quarter ending June 2017	509	→
Quarter ending September 2017	508	→
Quarter ending December 2017	527	↑
Quarter ending March 2018	525	→
Variance since March 2017	2.3%	↑



ACTIVITY



Month	Adjusted Scheduled Activity (UDA)	
	2017	2018
April	140	50
May	237	146
June	274	208
July	370	283
August	462	458
September	538	555
October	593	608
November	702	728
December	780	799
January	870	884
February	951	941
March	1,048	1,051
April	1,062	
May	1,062	
June	1,062	

QUALITY

	Quantity	Base Number	Contract	AT	Region	England
% of FP17s for the same patient ID Re-attending within 3 months - Children	32	648	4.9%	9.7%	11.6%	11.9%
% of FP17s for the same patient ID Re-attending within 3 months - Adults	4	126	3.2%	14.2%	15.4%	16.0%
% of FP17s for the same patient ID Re-attending between 3 & 9 months - Children	449	648	69.3%	61.1%	59.4%	58.3%
% of FP17s for the same patient ID Re-attending between 3 & 9 months - Adults	73	126	57.9%	52.6%	51.3%	50.3%
% of FP17s for Band 1 Urgent Courses	20	760	2.6%	7.2%	8.0%	9.1%
% of FP17s Relating to Free Repair or Replacements	0	760	0.0%	0.8%	0.8%	0.8%
% of FP17s Relating to Continuations	0	760	0.0%	1.1%	1.0%	1.0%
% of Patients satisfied with the dentistry they have received	0	0	N/A	91.9%	91.7%	91.5%
% of Patients satisfied with the time they had to wait for an appointment	0	0	N/A	86.8%	88.3%	87.9%

* This is based on patients treated on this contract for their most recent course of treatment. Figures in italics indicate the base number of FP17s or Patient Questionnaire responses are less than 100. N/A is shown where the base number of responses is less than 10 during the period. % is calculated as Quantity/Base number*100

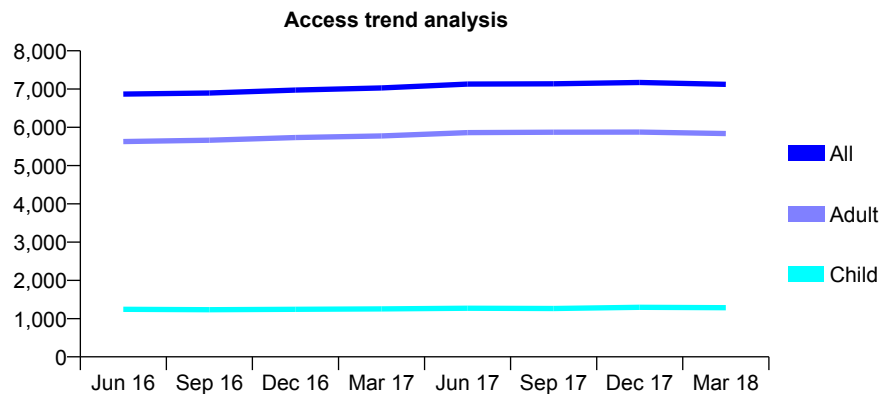
Q59 - Vital Signs At a Glance Contract Report for 101281/0161 - March 2018

Name or company name	OASIS DENTAL CARE LTD
Contract type name	GDS Contract
Purpose of contract	General
Contract start date	09/10/2006
Contract end date	

17/18 Contracted general activity (UDA)	27,589
Carry forward general activity (UDA)	0
17/18 Contracted orthodontic activity (UOA)	0
Carry forward orthodontic activity (UOA)	0
Baseline contract value	£615,072.64

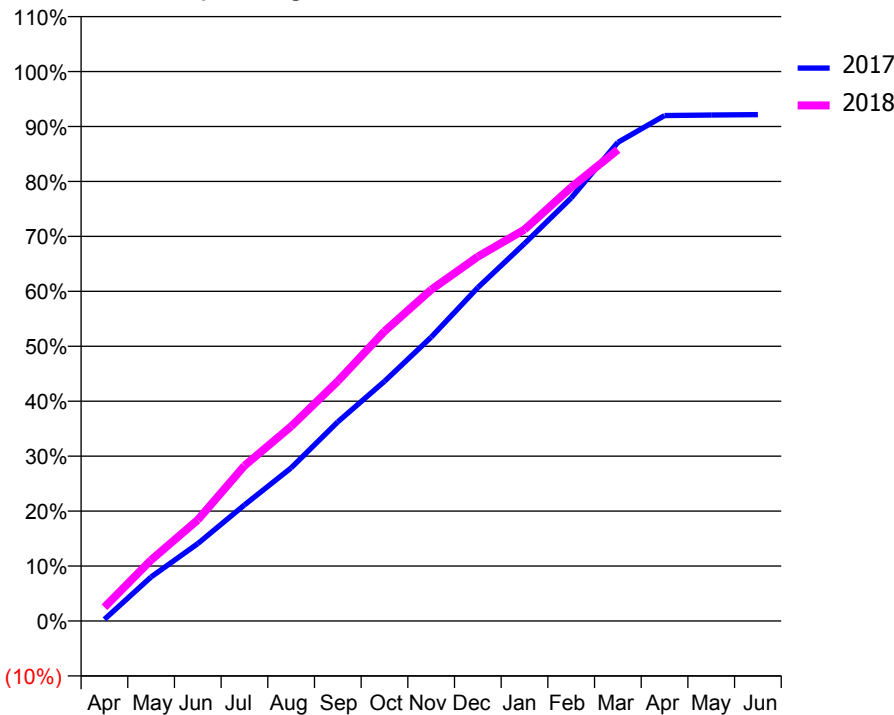
ACCESS*

Patients seen in 24 months	Total	Change since previous quarter
Quarter ending March 2017	7,028	
Quarter ending June 2017	7,132	→
Quarter ending September 2017	7,138	→
Quarter ending December 2017	7,172	→
Quarter ending March 2018	7,122	→
Variance since March 2017	1.3%	→



ACTIVITY

Cumulative percentage of contracted UDA delivered 2017 & 2018



Month	Adjusted Scheduled Activity (UDA)	
	2017	2018
April	85	691
May	2,212	3,062
June	3,886	5,075
July	5,828	7,797
August	7,688	9,773
September	10,001	12,042
October	12,031	14,545
November	14,251	16,635
December	16,740	18,293
January	18,948	19,654
February	21,237	21,772
March	24,030	23,662
April	25,374	
May	25,404	
June	25,421	

QUALITY

	Quantity	Base Number	Contract	AT	Region	England
% of FP17s for the same patient ID Re-attending within 3 months - Children	159	1,877	8.5%	9.7%	11.6%	11.9%
% of FP17s for the same patient ID Re-attending within 3 months - Adults	1,548	8,561	18.1%	14.2%	15.4%	16.0%
% of FP17s for the same patient ID Re-attending between 3 & 9 months - Children	1,077	1,877	57.4%	61.1%	59.4%	58.3%
% of FP17s for the same patient ID Re-attending between 3 & 9 months - Adults	4,664	8,561	54.5%	52.6%	51.3%	50.3%
% of FP17s for Band 1 Urgent Courses	1,225	9,992	12.3%	7.2%	8.0%	9.1%
% of FP17s Relating to Free Repair or Replacements	167	9,992	1.7%	0.8%	0.8%	0.8%
% of FP17s Relating to Continuations	199	9,992	2.0%	1.1%	1.0%	1.0%
% of Patients satisfied with the dentistry they have received	14	15	93.3%	91.9%	91.7%	91.5%
% of Patients satisfied with the time they had to wait for an appointment	14	15	93.3%	86.8%	88.3%	87.9%

* This is based on patients treated on this contract for their most recent course of treatment. Figures in italics indicate the base number of FP17s or Patient Questionnaire responses are less than 100. N/A is shown where the base number of responses is less than 10 during the period. % is calculated as Quantity/Base number*100

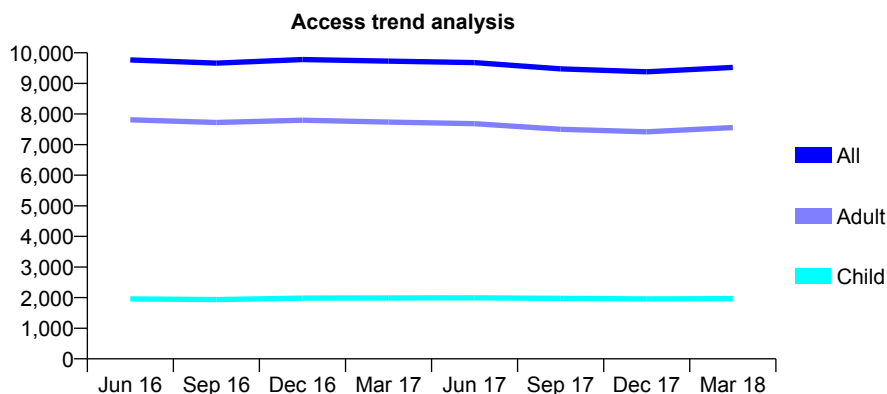
Q59 - Vital Signs At a Glance Contract Report for 101281/0178 - March 2018

Name or company name	OASIS DENTAL CARE LTD
Contract type name	GDS Contract
Purpose of contract	General
Contract start date	31/03/2008
Contract end date	

17/18 Contracted general activity (UDA)	30,000
Carry forward general activity (UDA)	0
17/18 Contracted orthodontic activity (UOA)	0
Carry forward orthodontic activity (UOA)	0
Baseline contract value	£668,827.85

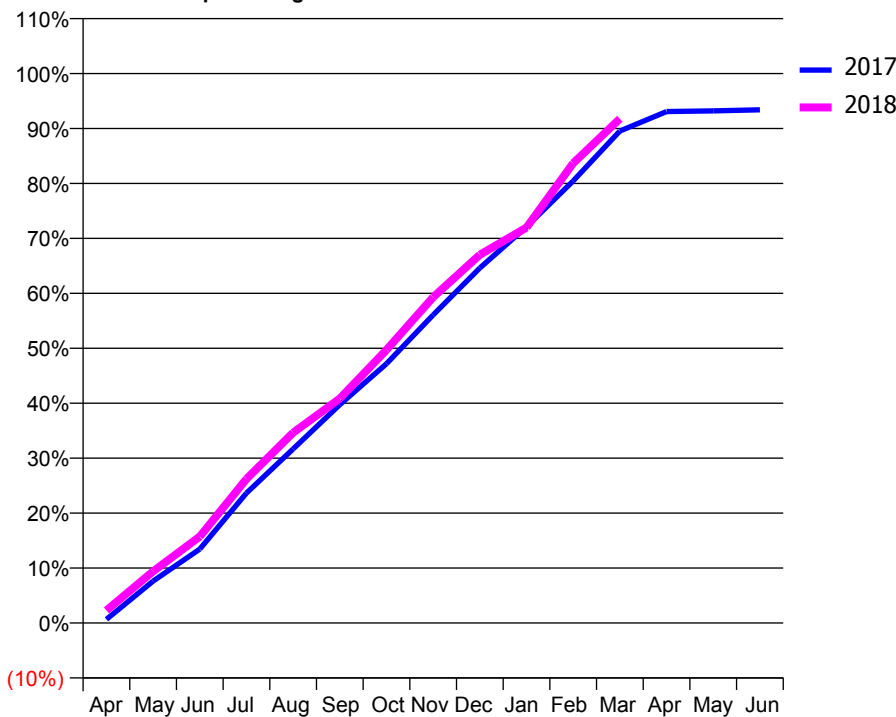
ACCESS*

Patients seen in 24 months	Total	Change since previous quarter
Quarter ending March 2017	9,729	
Quarter ending June 2017	9,679	→
Quarter ending September 2017	9,477	↓
Quarter ending December 2017	9,377	↓
Quarter ending March 2018	9,525	→
Variance since March 2017	(2.1%)	↓



ACTIVITY

Cumulative percentage of contracted UDA delivered 2017 & 2018



Month	Adjusted Scheduled Activity (UDA)	
	2017	2018
April	204	685
May	2,288	2,820
June	4,040	4,719
July	7,092	7,869
August	9,502	10,392
September	11,922	12,254
October	14,157	14,914
November	16,820	17,788
December	19,386	20,105
January	21,635	21,586
February	24,135	25,103
March	26,863	27,526
April	27,922	
May	27,962	
June	28,015	

QUALITY

	Quantity	Base Number	Contract	AT	Region	England
% of FP17s for the same patient ID Re-attending within 3 months - Children	190	3,102	6.1%	9.7%	11.6%	11.9%
% of FP17s for the same patient ID Re-attending within 3 months - Adults	1,402	10,770	13.0%	14.2%	15.4%	16.0%
% of FP17s for the same patient ID Re-attending between 3 & 9 months - Children	2,050	3,102	66.1%	61.1%	59.4%	58.3%
% of FP17s for the same patient ID Re-attending between 3 & 9 months - Adults	6,412	10,770	59.5%	52.6%	51.3%	50.3%
% of FP17s for Band 1 Urgent Courses	790	13,369	5.9%	7.2%	8.0%	9.1%
% of FP17s Relating to Free Repair or Replacements	81	13,369	0.6%	0.8%	0.8%	0.8%
% of FP17s Relating to Continuations	288	13,369	2.2%	1.1%	1.0%	1.0%
% of Patients satisfied with the dentistry they have received	26	30	86.7%	91.9%	91.7%	91.5%
% of Patients satisfied with the time they had to wait for an appointment	25	30	83.3%	86.8%	88.3%	87.9%

* This is based on patients treated on this contract for their most recent course of treatment. Figures in italics indicate the base number of FP17s or Patient Questionnaire responses are less than 100. N/A is shown where the base number of responses is less than 10 during the period. % is calculated as Quantity/Base number*100

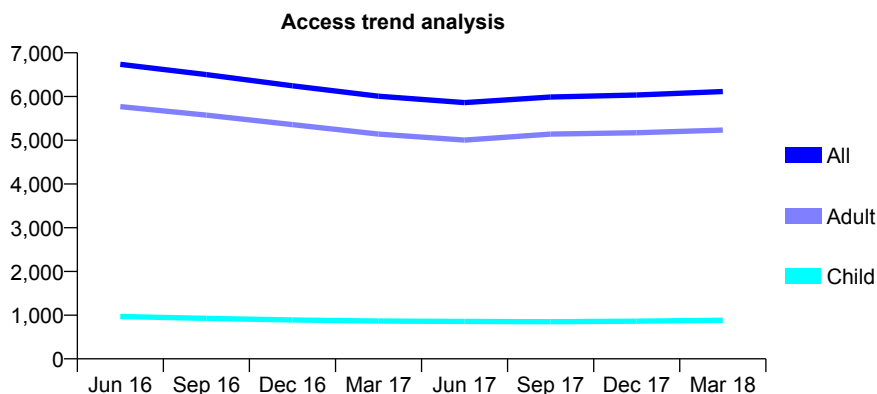
Q59 - Vital Signs At a Glance Contract Report for 101281/0197 - March 2018

Name or company name	OASIS DENTAL CARE LTD
Contract type name	GDS Contract
Purpose of contract	General
Contract start date	01/04/2009
Contract end date	

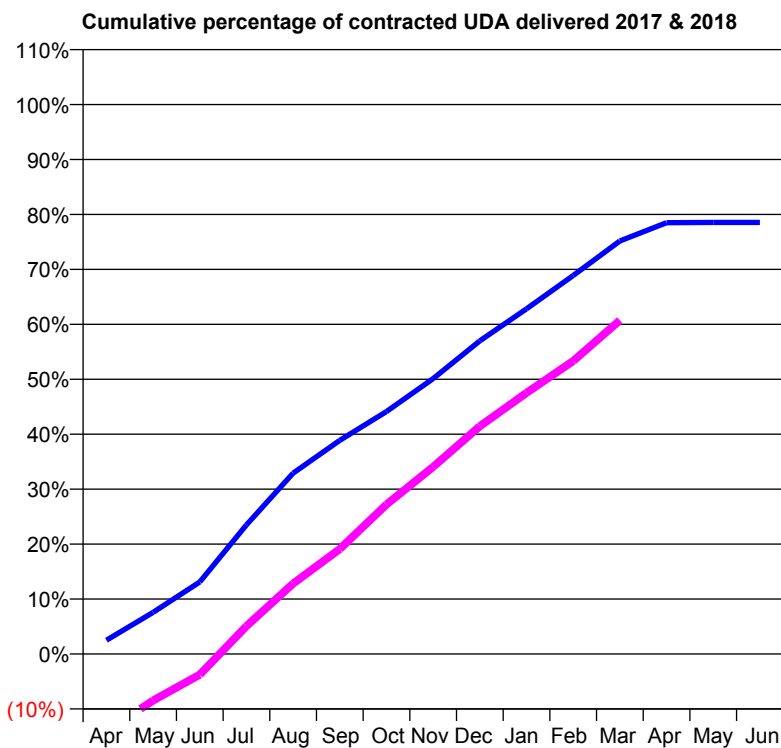
17/18 Contracted general activity (UDA)	22,500
Carry forward general activity (UDA)	3,500
17/18 Contracted orthodontic activity (UOA)	0
Carry forward orthodontic activity (UOA)	0
Baseline contract value	£501,579.04

ACCESS*

Patients seen in 24 months	Total	Change since previous quarter
Quarter ending March 2017	6,006	
Quarter ending June 2017	5,861	↓
Quarter ending September 2017	5,989	↑
Quarter ending December 2017	6,034	→
Quarter ending March 2018	6,114	→
Variance since March 2017	1.8%	→



ACTIVITY



Month	Adjusted Scheduled Activity (UDA)	
	2017	2018
April	568	-3,179
May	1,707	-1,906
June	2,951	-852
July	5,286	1,142
August	7,409	2,885
September	8,749	4,298
October	9,928	6,125
November	11,276	7,662
December	12,821	9,326
January	14,134	10,691
February	15,497	11,998
March	16,915	13,662
April	17,663	
May	17,669	
June	17,669	

QUALITY

	Quantity	Base Number	Contract	AT	Region	England
% of FP17s for the same patient ID Re-attending within 3 months - Children	65	1,188	5.5%	9.7%	11.6%	11.9%
% of FP17s for the same patient ID Re-attending within 3 months - Adults	904	7,590	11.9%	14.2%	15.4%	16.0%
% of FP17s for the same patient ID Re-attending between 3 & 9 months - Children	660	1,188	55.6%	61.1%	59.4%	58.3%
% of FP17s for the same patient ID Re-attending between 3 & 9 months - Adults	4,128	7,590	54.4%	52.6%	51.3%	50.3%
% of FP17s for Band 1 Urgent Courses	311	8,406	3.7%	7.2%	8.0%	9.1%
% of FP17s Relating to Free Repair or Replacements	170	8,406	2.0%	0.8%	0.8%	0.8%
% of FP17s Relating to Continuations	140	8,406	1.7%	1.1%	1.0%	1.0%
% of Patients satisfied with the dentistry they have received	7	7	N/A	91.9%	91.7%	91.5%
% of Patients satisfied with the time they had to wait for an appointment	7	7	N/A	86.8%	88.3%	87.9%

* This is based on patients treated on this contract for their most recent course of treatment. Figures in italics indicate the base number of FP17s or Patient Questionnaire responses are less than 100. N/A is shown where the base number of responses is less than 10 during the period. % is calculated as Quantity/Base number*100

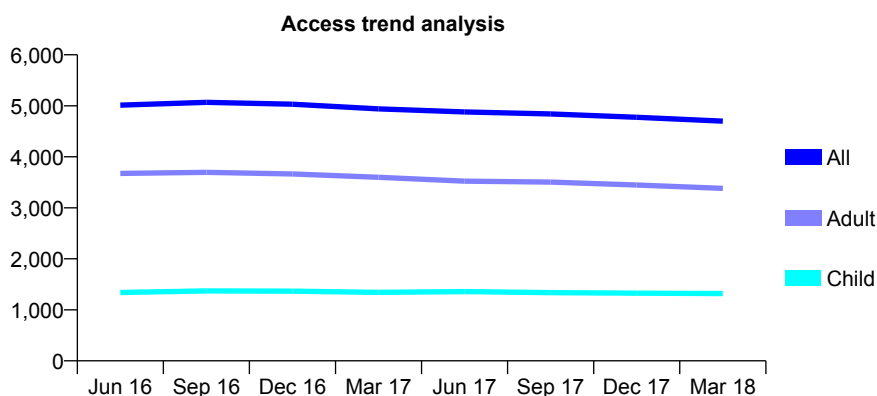
Q59 - Vital Signs At a Glance Contract Report for 101362/0015 - March 2018

Name or company name	Rodericks Dental Limited
Contract type name	GDS Contract
Purpose of contract	General
Contract start date	16/02/2009
Contract end date	

17/18 Contracted general activity (UDA)	12,250
Carry forward general activity (UDA)	-229
17/18 Contracted orthodontic activity (UOA)	0
Carry forward orthodontic activity (UOA)	0
Baseline contract value	£287,618.79

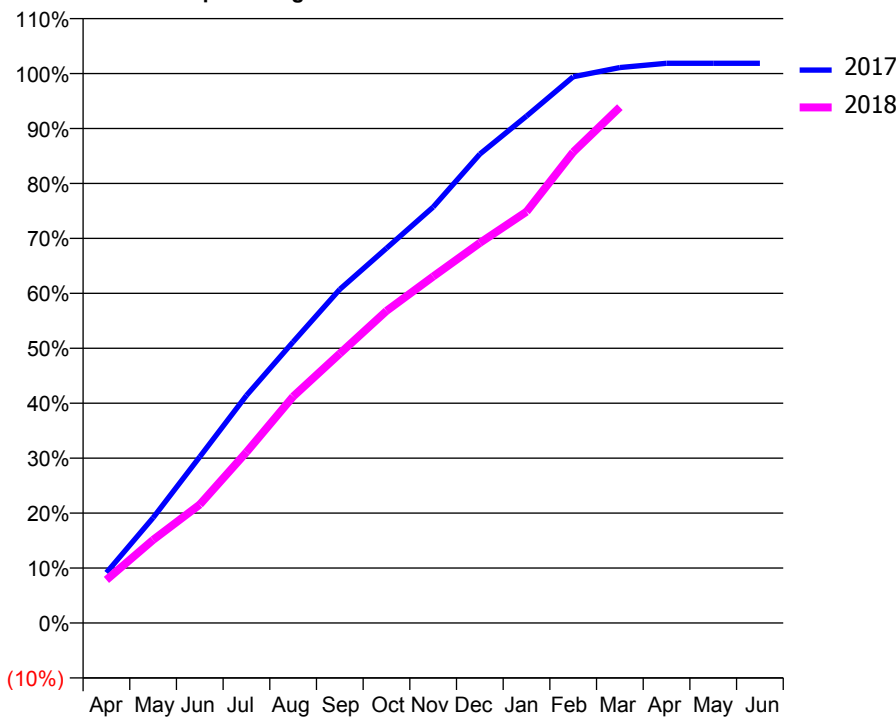
ACCESS*

Patients seen in 24 months	Total	Change since previous quarter
Quarter ending March 2017	4,941	
Quarter ending June 2017	4,880	↓
Quarter ending September 2017	4,841	→
Quarter ending December 2017	4,775	↓
Quarter ending March 2018	4,700	↓
Variance since March 2017	(4.9%)	↓



ACTIVITY

Cumulative percentage of contracted UDA delivered 2017 & 2018



Month	Adjusted Scheduled Activity (UDA)	
	2017	2018
April	1,122	962
May	2,348	1,854
June	3,704	2,642
July	5,073	3,811
August	6,267	5,048
September	7,438	6,007
October	8,356	6,959
November	9,273	7,724
December	10,455	8,473
January	11,301	9,170
February	12,177	10,497
March	12,383	11,501
April	12,478	
May	12,479	
June	12,479	

QUALITY

	Quantity	Base Number	Contract	AT	Region	England
% of FP17s for the same patient ID Re-attending within 3 months - Children	149	2,091	7.1%	9.7%	11.6%	11.9%
% of FP17s for the same patient ID Re-attending within 3 months - Adults	645	4,236	15.2%	14.2%	15.4%	16.0%
% of FP17s for the same patient ID Re-attending between 3 & 9 months - Children	1,324	2,091	63.3%	61.1%	59.4%	58.3%
% of FP17s for the same patient ID Re-attending between 3 & 9 months - Adults	1,833	4,236	43.3%	52.6%	51.3%	50.3%
% of FP17s for Band 1 Urgent Courses	342	5,457	6.3%	7.2%	8.0%	9.1%
% of FP17s Relating to Free Repair or Replacements	89	5,457	1.6%	0.8%	0.8%	0.8%
% of FP17s Relating to Continuations	84	5,457	1.5%	1.1%	1.0%	1.0%
% of Patients satisfied with the dentistry they have received	4	5	N/A	91.9%	91.7%	91.5%
% of Patients satisfied with the time they had to wait for an appointment	4	5	N/A	86.8%	88.3%	87.9%

* This is based on patients treated on this contract for their most recent course of treatment. Figures in italics indicate the base number of FP17s or Patient Questionnaire responses are less than 100. N/A is shown where the base number of responses is less than 10 during the period. % is calculated as Quantity/Base number*100

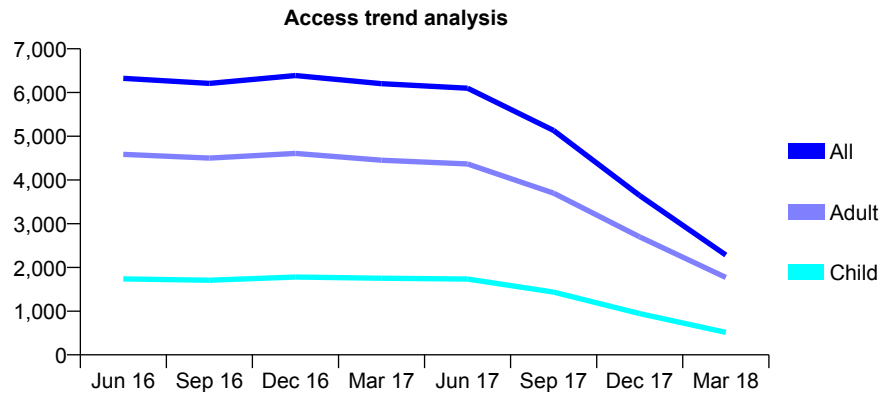
Q59 - Vital Signs At a Glance Contract Report for 101362/0033 - March 2018

Name or company name	Rodericks Dental Limited
Contract type name	PDS Plus Contract
Purpose of contract	General
Contract start date	01/09/2010
Contract end date	31/07/2017

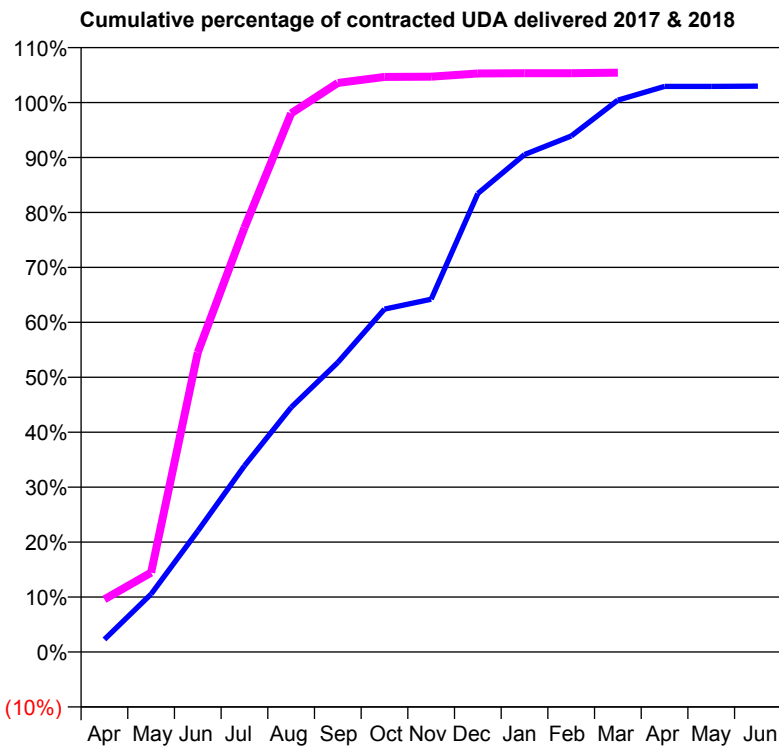
17/18 Contracted general activity (UDA)	4,167
Carry forward general activity (UDA)	0
17/18 Contracted orthodontic activity (UOA)	0
Carry forward orthodontic activity (UOA)	0
Baseline contract value	£99,499.37

ACCESS*

Patients seen in 24 months	Total	Change since previous quarter
Quarter ending March 2017	6,203	
Quarter ending June 2017	6,099	↓
Quarter ending September 2017	5,132	↓
Quarter ending December 2017	3,643	↓
Quarter ending March 2018	2,284	↓
Variance since March 2017	(63.2%)	↓



ACTIVITY



Month	Adjusted Scheduled Activity (UDA)	
	2017	2018
April	287	400
May	1,319	602
June	2,752	2,272
July	4,236	3,217
August	5,565	4,084
September	6,586	4,315
October	7,801	4,360
November	8,026	4,362
December	10,431	4,387
January	11,316	4,389
February	11,737	4,389
March	12,555	4,393
April	12,867	
May	12,866	
June	12,873	

QUALITY

	Quantity	Base Number	Contract	AT	Region	England
% of FP17s for the same patient ID Re-attending within 3 months - Children	33	815	4.0%	9.7%	11.6%	11.9%
% of FP17s for the same patient ID Re-attending within 3 months - Adults	102	1,588	6.4%	14.2%	15.4%	16.0%
% of FP17s for the same patient ID Re-attending between 3 & 9 months - Children	387	815	47.5%	61.1%	59.4%	58.3%
% of FP17s for the same patient ID Re-attending between 3 & 9 months - Adults	645	1,588	40.6%	52.6%	51.3%	50.3%
% of FP17s for Band 1 Urgent Courses	110	2,243	4.9%	7.2%	8.0%	9.1%
% of FP17s Relating to Free Repair or Replacements	4	2,243	0.2%	0.8%	0.8%	0.8%
% of FP17s Relating to Continuations	7	2,243	0.3%	1.1%	1.0%	1.0%
% of Patients satisfied with the dentistry they have received	2	2	N/A	91.9%	91.7%	91.5%
% of Patients satisfied with the time they had to wait for an appointment	2	2	N/A	86.8%	88.3%	87.9%

* This is based on patients treated on this contract for their most recent course of treatment. Figures in italics indicate the base number of FP17s or Patient Questionnaire responses are less than 100. N/A is shown where the base number of responses is less than 10 during the period. % is calculated as Quantity/Base number*100

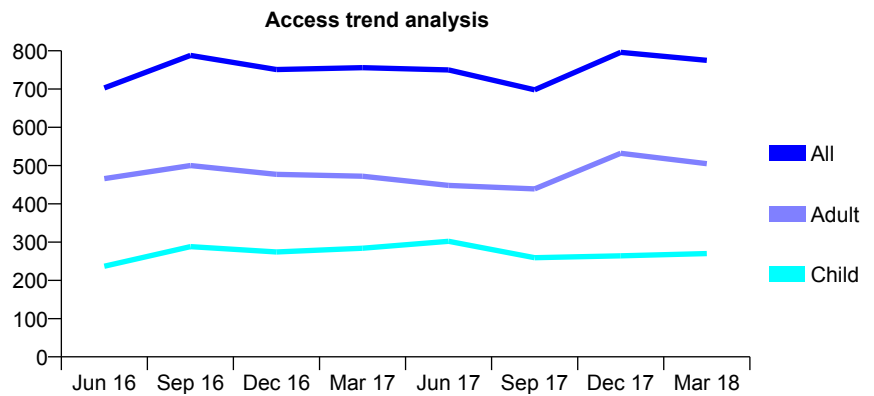
Q59 - Vital Signs At a Glance Contract Report for 101362/0049 - March 2018

Name or company name	Rodericks Dental Limited
Contract type name	GDS Contract
Purpose of contract	General
Contract start date	01/04/2012
Contract end date	

17/18 Contracted general activity (UDA)	1,383
Carry forward general activity (UDA)	-28
17/18 Contracted orthodontic activity (UOA)	0
Carry forward orthodontic activity (UOA)	0
Baseline contract value	£25,544.91

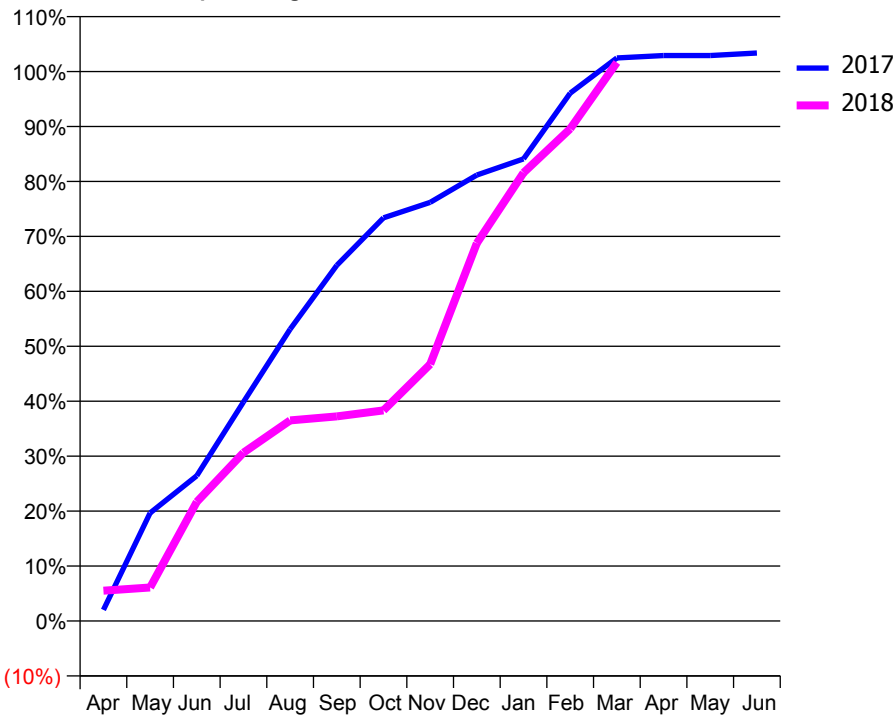
ACCESS*

Patients seen in 24 months	Total	Change since previous quarter
Quarter ending March 2017	756	
Quarter ending June 2017	750	→
Quarter ending September 2017	698	↓
Quarter ending December 2017	796	↑
Quarter ending March 2018	775	↓
Variance since March 2017	2.5%	↑



ACTIVITY

Cumulative percentage of contracted UDA delivered 2017 & 2018



Month	Adjusted Scheduled Activity (UDA)	
	2017	2018
April	28	76
May	272	84
June	366	300
July	551	424
August	734	505
September	895	515
October	1,015	530
November	1,054	646
December	1,122	951
January	1,163	1,128
February	1,328	1,239
March	1,417	1,406
April	1,423	
May	1,423	
June	1,429	

QUALITY

	Quantity	Base Number	Contract	AT	Region	England
% of FP17s for the same patient ID Re-attending within 3 months - Children	4	362	1.1%	9.7%	11.6%	11.9%
% of FP17s for the same patient ID Re-attending within 3 months - Adults	17	608	2.8%	14.2%	15.4%	16.0%
% of FP17s for the same patient ID Re-attending between 3 & 9 months - Children	32	362	8.8%	61.1%	59.4%	58.3%
% of FP17s for the same patient ID Re-attending between 3 & 9 months - Adults	18	608	3.0%	52.6%	51.3%	50.3%
% of FP17s for Band 1 Urgent Courses	258	962	26.8%	7.2%	8.0%	9.1%
% of FP17s Relating to Free Repair or Replacements	7	962	0.7%	0.8%	0.8%	0.8%
% of FP17s Relating to Continuations	2	962	0.2%	1.1%	1.0%	1.0%
% of Patients satisfied with the dentistry they have received	0	0	N/A	91.9%	91.7%	91.5%
% of Patients satisfied with the time they had to wait for an appointment	0	0	N/A	86.8%	88.3%	87.9%

* This is based on patients treated on this contract for their most recent course of treatment. Figures in italics indicate the base number of FP17s or Patient Questionnaire responses are less than 100. N/A is shown where the base number of responses is less than 10 during the period. % is calculated as Quantity/Base number*100

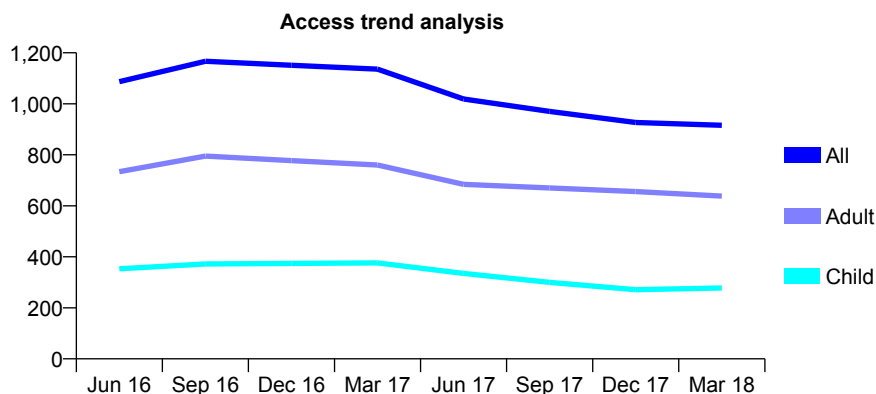
Q59 - Vital Signs At a Glance Contract Report for 101370/0033 - March 2018

Name or company name	Petrie Tucker and Partners Ltd
Contract type name	GDS Contract
Purpose of contract	General and Orthodontic
Contract start date	01/04/2006
Contract end date	

17/18 Contracted general activity (UDA)	2,531
Carry forward general activity (UDA)	0
17/18 Contracted orthodontic activity (UOA)	4,216
Carry forward orthodontic activity (UOA)	41
Baseline contract value	£343,817.24

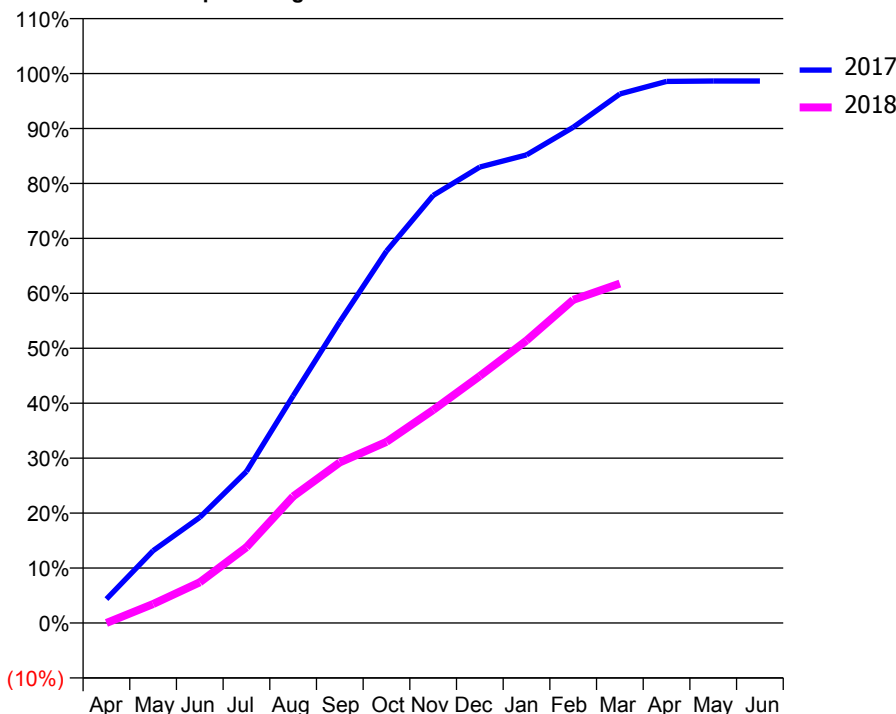
ACCESS*

Patients seen in 24 months	Total	Change since previous quarter
Quarter ending March 2017	1,136	
Quarter ending June 2017	1,019	↓
Quarter ending September 2017	970	↓
Quarter ending December 2017	927	↓
Quarter ending March 2018	916	↓
Variance since March 2017	(19.4%)	↓



ACTIVITY

Cumulative percentage of contracted UDA delivered 2017 & 2018



Month	Adjusted Scheduled Activity (UDA)	
	2017	2018
April	100	0
May	303	88
June	442	188
July	634	349
August	951	583
September	1,261	740
October	1,557	835
November	1,790	981
December	1,909	1,138
January	1,960	1,301
February	2,075	1,488
March	2,214	1,564
April	2,267	
May	2,269	
June	2,269	

QUALITY

	Quantity	Base Number	Contract	AT	Region	England
% of FP17s for the same patient ID Re-attending within 3 months - Children	10	279	3.6%	9.7%	11.6%	11.9%
% of FP17s for the same patient ID Re-attending within 3 months - Adults	48	604	7.9%	14.2%	15.4%	16.0%
% of FP17s for the same patient ID Re-attending between 3 & 9 months - Children	86	279	30.8%	61.1%	59.4%	58.3%
% of FP17s for the same patient ID Re-attending between 3 & 9 months - Adults	198	604	32.8%	52.6%	51.3%	50.3%
% of FP17s for Band 1 Urgent Courses	43	814	5.3%	7.2%	8.0%	9.1%
% of FP17s Relating to Free Repair or Replacements	3	814	0.4%	0.8%	0.8%	0.8%
% of FP17s Relating to Continuations	10	814	1.2%	1.1%	1.0%	1.0%
% of Patients satisfied with the dentistry they have received	1	1	N/A	91.9%	91.7%	91.5%
% of Patients satisfied with the time they had to wait for an appointment	1	1	N/A	86.8%	88.3%	87.9%

* This is based on patients treated on this contract for their most recent course of treatment. Figures in italics indicate the base number of FP17s or Patient Questionnaire responses are less than 100. N/A is shown where the base number of responses is less than 10 during the period. % is calculated as Quantity/Base number*100

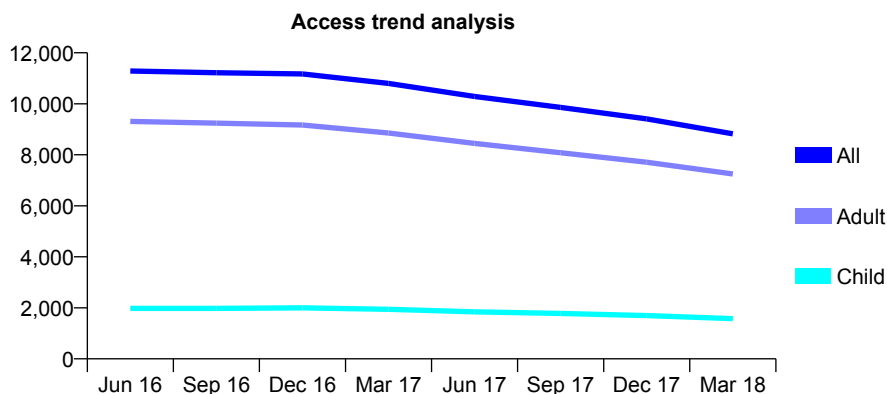
Q59 - Vital Signs At a Glance Contract Report for 101370/0034 - March 2018

Name or company name	Petrie Tucker and Partners Ltd
Contract type name	GDS Contract
Purpose of contract	General
Contract start date	01/04/2006
Contract end date	

17/18 Contracted general activity (UDA)	28,234
Carry forward general activity (UDA)	0
17/18 Contracted orthodontic activity (UOA)	0
Carry forward orthodontic activity (UOA)	0
Baseline contract value	£659,094.76

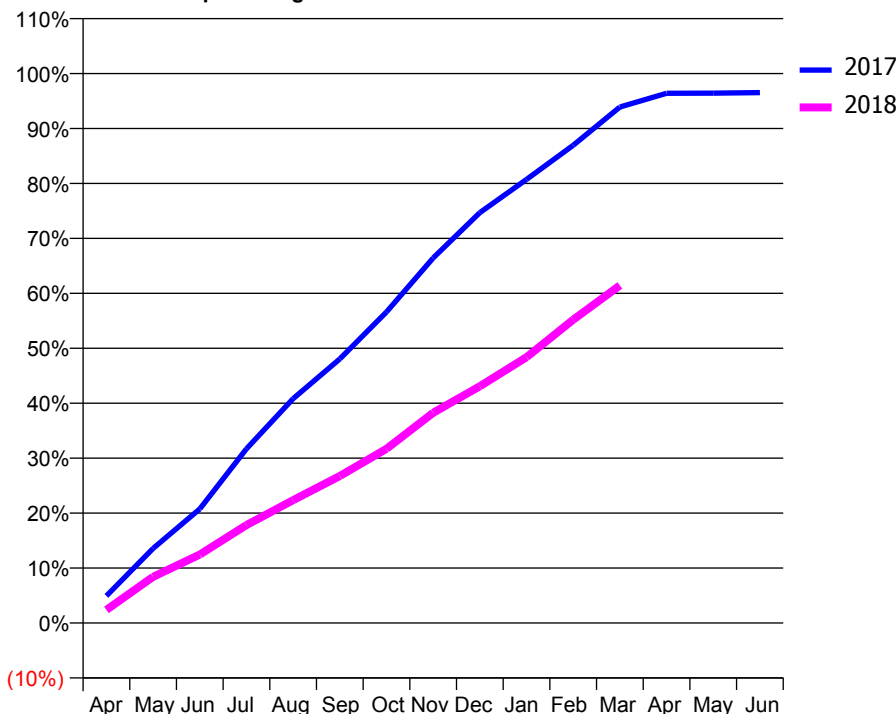
ACCESS*

Patients seen in 24 months	Total	Change since previous quarter
Quarter ending March 2017	10,801	
Quarter ending June 2017	10,288	↓
Quarter ending September 2017	9,859	↓
Quarter ending December 2017	9,408	↓
Quarter ending March 2018	8,825	↓
Variance since March 2017	(18.3%)	↓



ACTIVITY

Cumulative percentage of contracted UDA delivered 2017 & 2018



Month	Adjusted Scheduled Activity (UDA)	
	2017	2018
April	1,490	677
May	4,096	2,372
June	6,264	3,520
July	9,572	5,034
August	12,328	6,314
September	14,505	7,556
October	17,084	8,953
November	20,053	10,804
December	22,543	12,166
January	24,371	13,659
February	26,243	15,586
March	28,346	17,341
April	29,098	
May	29,103	
June	29,138	

QUALITY

	Quantity	Base Number	Contract	AT	Region	England
% of FP17s for the same patient ID Re-attending within 3 months - Children	106	1,738	6.1%	9.7%	11.6%	11.9%
% of FP17s for the same patient ID Re-attending within 3 months - Adults	691	6,868	10.1%	14.2%	15.4%	16.0%
% of FP17s for the same patient ID Re-attending between 3 & 9 months - Children	865	1,738	49.8%	61.1%	59.4%	58.3%
% of FP17s for the same patient ID Re-attending between 3 & 9 months - Adults	2,490	6,868	36.3%	52.6%	51.3%	50.3%
% of FP17s for Band 1 Urgent Courses	402	8,291	4.8%	7.2%	8.0%	9.1%
% of FP17s Relating to Free Repair or Replacements	104	8,291	1.3%	0.8%	0.8%	0.8%
% of FP17s Relating to Continuations	185	8,291	2.2%	1.1%	1.0%	1.0%
% of Patients satisfied with the dentistry they have received	9	10	90.0%	91.9%	91.7%	91.5%
% of Patients satisfied with the time they had to wait for an appointment	6	10	60.0%	86.8%	88.3%	87.9%

* This is based on patients treated on this contract for their most recent course of treatment. Figures in italics indicate the base number of FP17s or Patient Questionnaire responses are less than 100. N/A is shown where the base number of responses is less than 10 during the period. % is calculated as Quantity/Base number*100

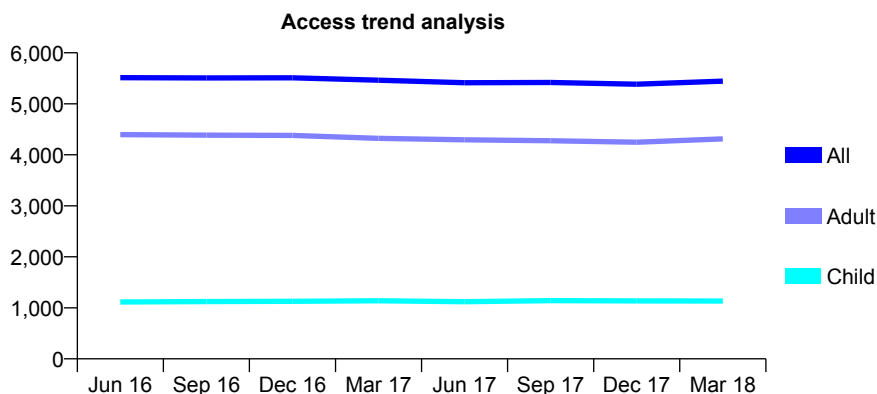
Q59 - Vital Signs At a Glance Contract Report for 101370/0035 - March 2018

Name or company name	Petrie Tucker and Partners Ltd
Contract type name	GDS Contract
Purpose of contract	General
Contract start date	01/04/2006
Contract end date	

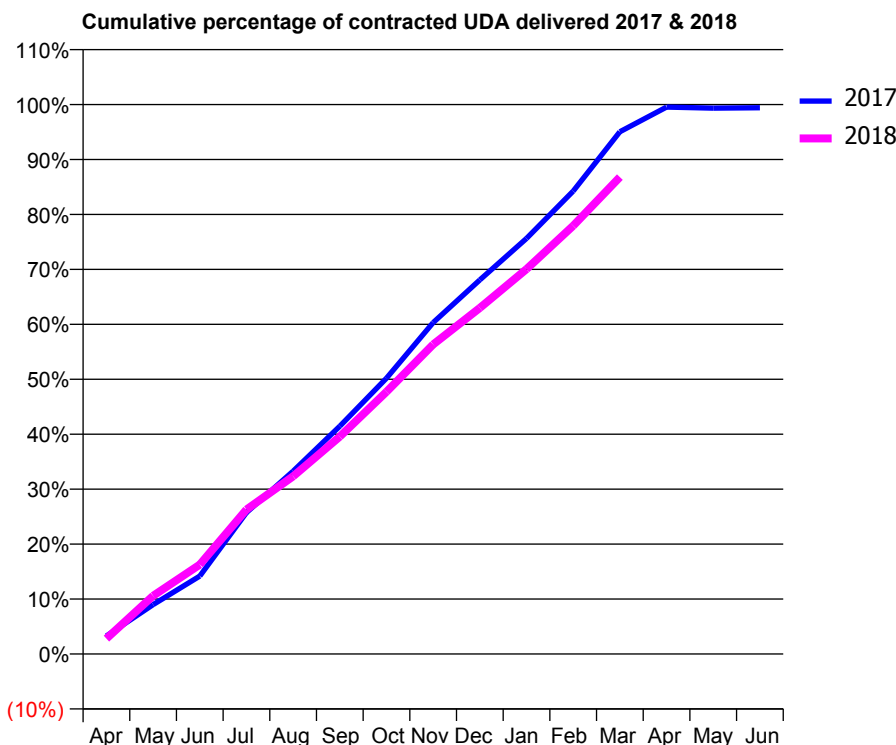
17/18 Contracted general activity (UDA)	19,958
Carry forward general activity (UDA)	120
17/18 Contracted orthodontic activity (UOA)	0
Carry forward orthodontic activity (UOA)	0
Baseline contract value	£532,716.48

ACCESS*

Patients seen in 24 months	Total	Change since previous quarter
Quarter ending March 2017	5,462	
Quarter ending June 2017	5,414	→
Quarter ending September 2017	5,418	→
Quarter ending December 2017	5,385	→
Quarter ending March 2018	5,445	→
Variance since March 2017	(0.3%)	→



ACTIVITY



Month	Adjusted Scheduled Activity (UDA)	
	2017	2018
April	654	561
May	1,795	2,113
June	2,832	3,246
July	5,138	5,249
August	6,644	6,452
September	8,276	7,899
October	10,020	9,524
November	12,040	11,242
December	13,588	12,570
January	15,094	13,981
February	16,812	15,555
March	18,967	17,321
April	19,862	
May	19,823	
June	19,838	

QUALITY

	Quantity	Base Number	Contract	AT	Region	England
% of FP17s for the same patient ID Re-attending within 3 months - Children	107	1,502	7.1%	9.7%	11.6%	11.9%
% of FP17s for the same patient ID Re-attending within 3 months - Adults	744	5,688	13.1%	14.2%	15.4%	16.0%
% of FP17s for the same patient ID Re-attending between 3 & 9 months - Children	901	1,502	60.0%	61.1%	59.4%	58.3%
% of FP17s for the same patient ID Re-attending between 3 & 9 months - Adults	3,106	5,688	54.6%	52.6%	51.3%	50.3%
% of FP17s for Band 1 Urgent Courses	258	6,901	3.7%	7.2%	8.0%	9.1%
% of FP17s Relating to Free Repair or Replacements	24	6,901	0.3%	0.8%	0.8%	0.8%
% of FP17s Relating to Continuations	274	6,901	4.0%	1.1%	1.0%	1.0%
% of Patients satisfied with the dentistry they have received	7	8	N/A	91.9%	91.7%	91.5%
% of Patients satisfied with the time they had to wait for an appointment	6	8	N/A	86.8%	88.3%	87.9%

* This is based on patients treated on this contract for their most recent course of treatment. Figures in italics indicate the base number of FP17s or Patient Questionnaire responses are less than 100. N/A is shown where the base number of responses is less than 10 during the period. % is calculated as Quantity/Base number*100

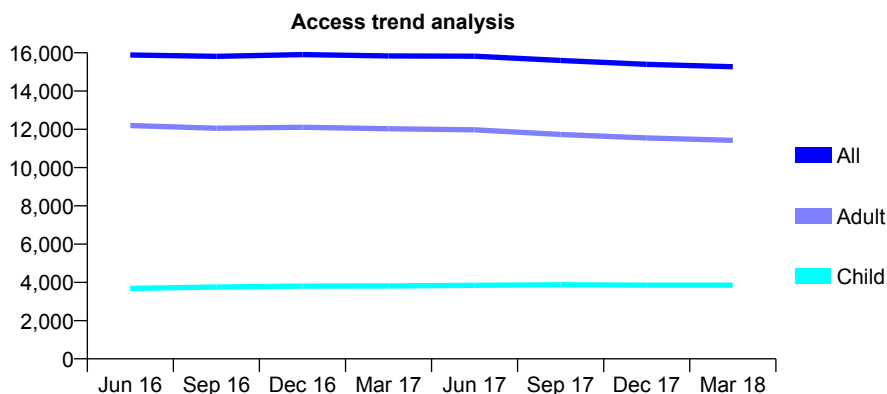
Q59 - Vital Signs At a Glance Contract Report for 101370/0085 - March 2018

Name or company name	Petrie Tucker and Partners Ltd
Contract type name	GDS Contract
Purpose of contract	General
Contract start date	01/04/2007
Contract end date	

17/18 Contracted general activity (UDA)	41,556
Carry forward general activity (UDA)	0
17/18 Contracted orthodontic activity (UOA)	0
Carry forward orthodontic activity (UOA)	0
Baseline contract value	£1,049,009.79

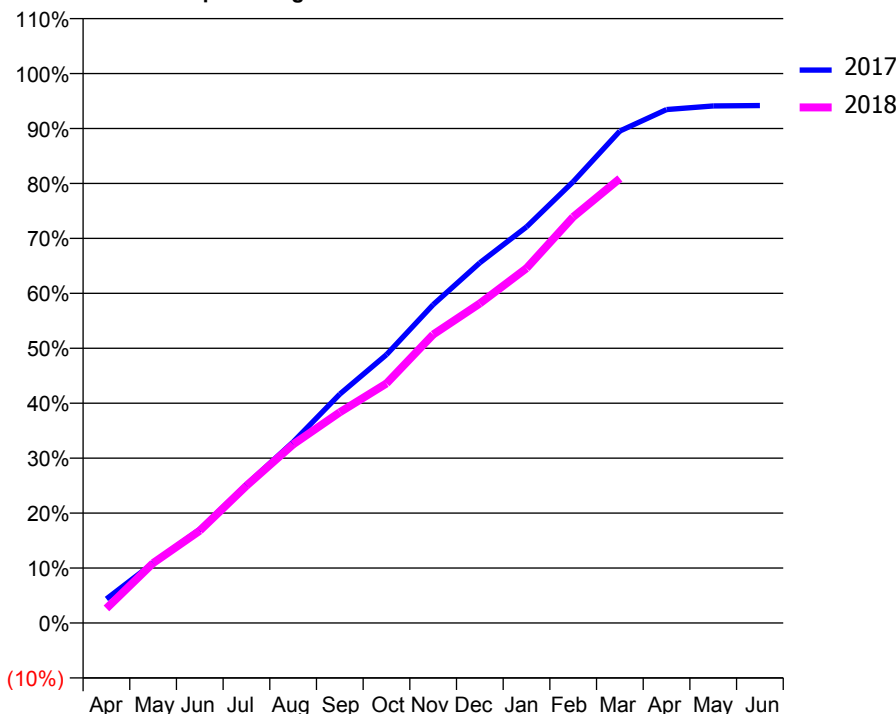
ACCESS*

Patients seen in 24 months	Total	Change since previous quarter
Quarter ending March 2017	15,835	
Quarter ending June 2017	15,819	→
Quarter ending September 2017	15,601	↓
Quarter ending December 2017	15,400	↓
Quarter ending March 2018	15,274	→
Variance since March 2017	(3.5%)	↓



ACTIVITY

Cumulative percentage of contracted UDA delivered 2017 & 2018



Month	Adjusted Scheduled Activity (UDA)	
	2017	2018
April	1,710	1,108
May	4,257	4,529
June	6,654	6,988
July	9,830	10,384
August	12,866	13,505
September	16,272	15,936
October	19,075	18,115
November	22,633	21,818
December	25,606	24,164
January	28,157	26,833
February	31,363	30,711
March	34,971	33,618
April	36,499	
May	36,752	
June	36,778	

QUALITY

	Quantity	Base Number	Contract	AT	Region	England
% of FP17s for the same patient ID Re-attending within 3 months - Children	217	4,657	4.7%	9.7%	11.6%	11.9%
% of FP17s for the same patient ID Re-attending within 3 months - Adults	1,106	11,387	9.7%	14.2%	15.4%	16.0%
% of FP17s for the same patient ID Re-attending between 3 & 9 months - Children	2,375	4,657	51.0%	61.1%	59.4%	58.3%
% of FP17s for the same patient ID Re-attending between 3 & 9 months - Adults	3,560	11,387	31.3%	52.6%	51.3%	50.3%
% of FP17s for Band 1 Urgent Courses	476	14,996	3.2%	7.2%	8.0%	9.1%
% of FP17s Relating to Free Repair or Replacements	104	14,996	0.7%	0.8%	0.8%	0.8%
% of FP17s Relating to Continuations	259	14,996	1.7%	1.1%	1.0%	1.0%
% of Patients satisfied with the dentistry they have received	14	15	93.3%	91.9%	91.7%	91.5%
% of Patients satisfied with the time they had to wait for an appointment	13	15	86.7%	86.8%	88.3%	87.9%

* This is based on patients treated on this contract for their most recent course of treatment. Figures in italics indicate the base number of FP17s or Patient Questionnaire responses are less than 100. N/A is shown where the base number of responses is less than 10 during the period. % is calculated as Quantity/Base number*100

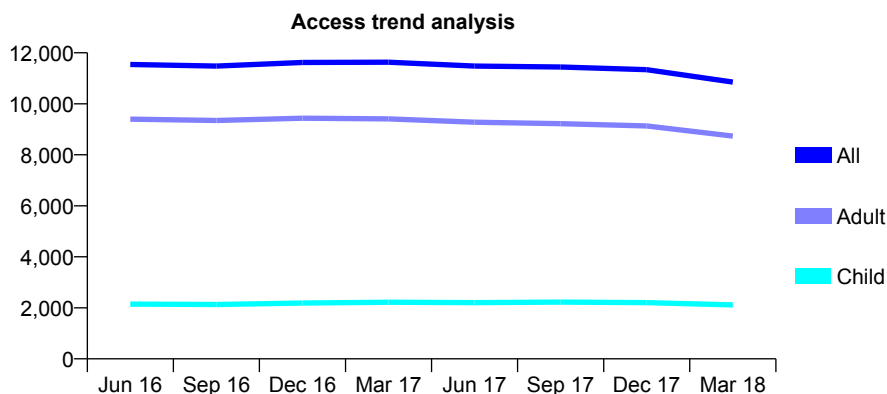
Q59 - Vital Signs At a Glance Contract Report for 101435/0051 - March 2018

Name or company name	IDH Limited
Contract type name	GDS Contract
Purpose of contract	General
Contract start date	01/12/2006
Contract end date	

17/18 Contracted general activity (UDA)	33,066
Carry forward general activity (UDA)	0
17/18 Contracted orthodontic activity (UOA)	0
Carry forward orthodontic activity (UOA)	0
Baseline contract value	£725,931.23

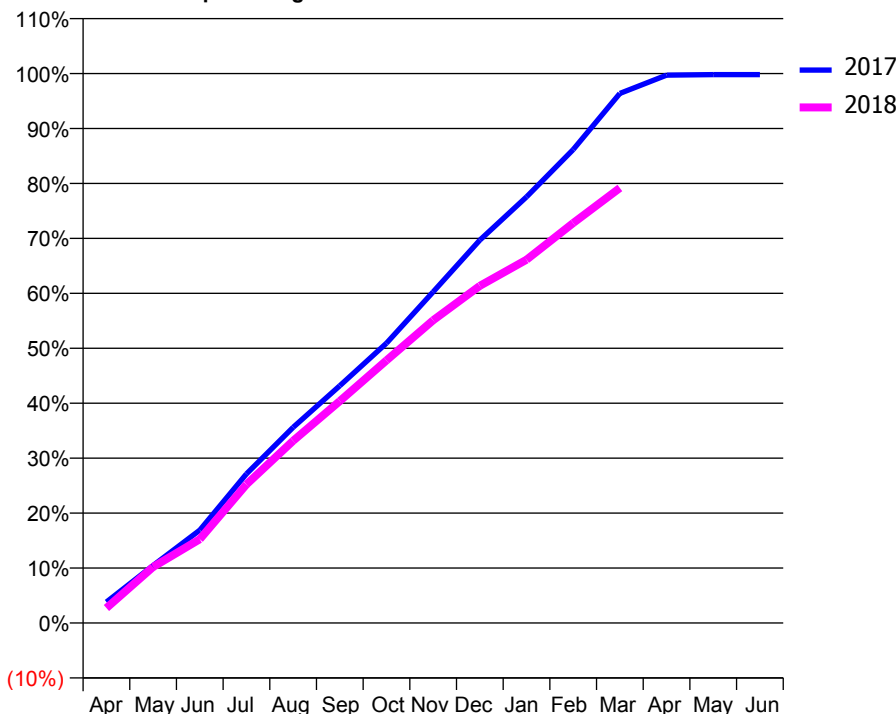
ACCESS*

Patients seen in 24 months	Total	Change since previous quarter
Quarter ending March 2017	11,630	
Quarter ending June 2017	11,479	↓
Quarter ending September 2017	11,445	→
Quarter ending December 2017	11,340	→
Quarter ending March 2018	10,850	↓
Variance since March 2017	(6.7%)	↓



ACTIVITY

Cumulative percentage of contracted UDA delivered 2017 & 2018



Month	Adjusted Scheduled Activity (UDA)	
	2017	2018
April	1,223	906
May	3,351	3,375
June	5,408	5,045
July	8,689	8,338
August	11,398	10,962
September	13,822	13,356
October	16,297	15,801
November	19,282	18,219
December	22,295	20,289
January	24,813	21,860
February	27,571	24,072
March	30,837	26,181
April	31,907	
May	31,934	
June	31,934	

QUALITY

	Quantity	Base Number	Contract	AT	Region	England
% of FP17s for the same patient ID Re-attending within 3 months - Children	111	2,500	4.4%	9.7%	11.6%	11.9%
% of FP17s for the same patient ID Re-attending within 3 months - Adults	922	9,969	9.2%	14.2%	15.4%	16.0%
% of FP17s for the same patient ID Re-attending between 3 & 9 months - Children	1,441	2,500	57.6%	61.1%	59.4%	58.3%
% of FP17s for the same patient ID Re-attending between 3 & 9 months - Adults	5,086	9,969	51.0%	52.6%	51.3%	50.3%
% of FP17s for Band 1 Urgent Courses	517	11,959	4.3%	7.2%	8.0%	9.1%
% of FP17s Relating to Free Repair or Replacements	66	11,959	0.6%	0.8%	0.8%	0.8%
% of FP17s Relating to Continuations	126	11,959	1.1%	1.1%	1.0%	1.0%
% of Patients satisfied with the dentistry they have received	24	24	100.0%	91.9%	91.7%	91.5%
% of Patients satisfied with the time they had to wait for an appointment	18	24	75.0%	86.8%	88.3%	87.9%

* This is based on patients treated on this contract for their most recent course of treatment. Figures in italics indicate the base number of FP17s or Patient Questionnaire responses are less than 100. N/A is shown where the base number of responses is less than 10 during the period. % is calculated as Quantity/Base number*100

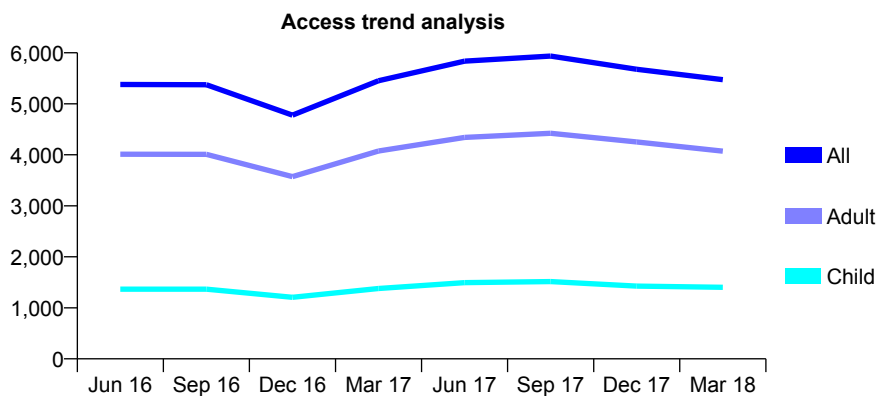
Q59 - Vital Signs At a Glance Contract Report for 101435/0052 - March 2018

Name or company name	IDH Limited
Contract type name	GDS Contract
Purpose of contract	General
Contract start date	05/02/2007
Contract end date	

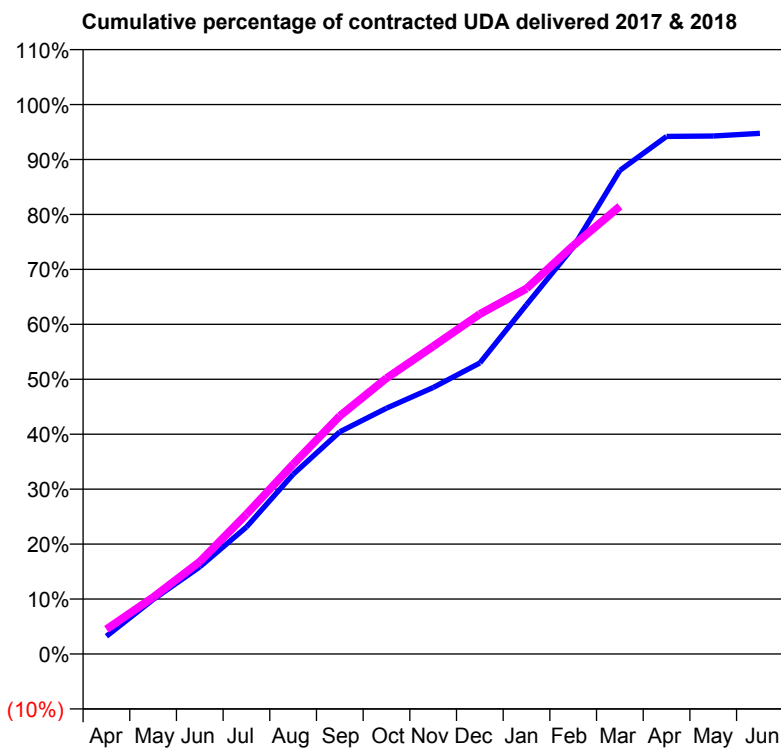
17/18 Contracted general activity (UDA)	17,000
Carry forward general activity (UDA)	0
17/18 Contracted orthodontic activity (UOA)	0
Carry forward orthodontic activity (UOA)	0
Baseline contract value	£384,292.38

ACCESS*

Patients seen in 24 months	Total	Change since previous quarter
Quarter ending March 2017	5,453	
Quarter ending June 2017	5,836	↑
Quarter ending September 2017	5,937	→
Quarter ending December 2017	5,678	↓
Quarter ending March 2018	5,474	↓
Variance since March 2017	0.4%	→



ACTIVITY



Month	Adjusted Scheduled Activity (UDA)	
	2017	2018
April	504	767
May	1,535	1,756
June	2,460	2,855
July	3,583	4,324
August	5,070	5,873
September	6,268	7,366
October	6,935	8,534
November	7,516	9,519
December	8,210	10,520
January	9,852	11,306
February	11,474	12,636
March	13,642	13,852
April	14,598	
May	14,610	
June	14,685	

QUALITY

	Quantity	Base Number	Contract	AT	Region	England
% of FP17s for the same patient ID Re-attending within 3 months - Children	74	1,783	4.2%	9.7%	11.6%	11.9%
% of FP17s for the same patient ID Re-attending within 3 months - Adults	479	4,935	9.7%	14.2%	15.4%	16.0%
% of FP17s for the same patient ID Re-attending between 3 & 9 months - Children	726	1,783	40.7%	61.1%	59.4%	58.3%
% of FP17s for the same patient ID Re-attending between 3 & 9 months - Adults	1,945	4,935	39.4%	52.6%	51.3%	50.3%
% of FP17s for Band 1 Urgent Courses	257	6,326	4.1%	7.2%	8.0%	9.1%
% of FP17s Relating to Free Repair or Replacements	32	6,326	0.5%	0.8%	0.8%	0.8%
% of FP17s Relating to Continuations	106	6,326	1.7%	1.1%	1.0%	1.0%
% of Patients satisfied with the dentistry they have received	13	14	92.9%	91.9%	91.7%	91.5%
% of Patients satisfied with the time they had to wait for an appointment	11	14	78.6%	86.8%	88.3%	87.9%

* This is based on patients treated on this contract for their most recent course of treatment. Figures in italics indicate the base number of FP17s or Patient Questionnaire responses are less than 100. N/A is shown where the base number of responses is less than 10 during the period. % is calculated as Quantity/Base number*100

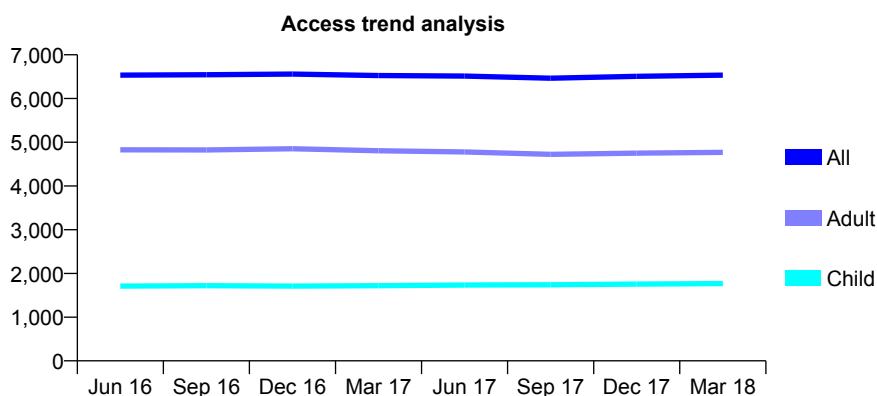
Q59 - Vital Signs At a Glance Contract Report for 101435/0053 - March 2018

Name or company name	IDH Limited
Contract type name	GDS Contract
Purpose of contract	General
Contract start date	01/12/2006
Contract end date	

17/18 Contracted general activity (UDA)	22,000
Carry forward general activity (UDA)	1
17/18 Contracted orthodontic activity (UOA)	0
Carry forward orthodontic activity (UOA)	0
Baseline contract value	£483,963.65

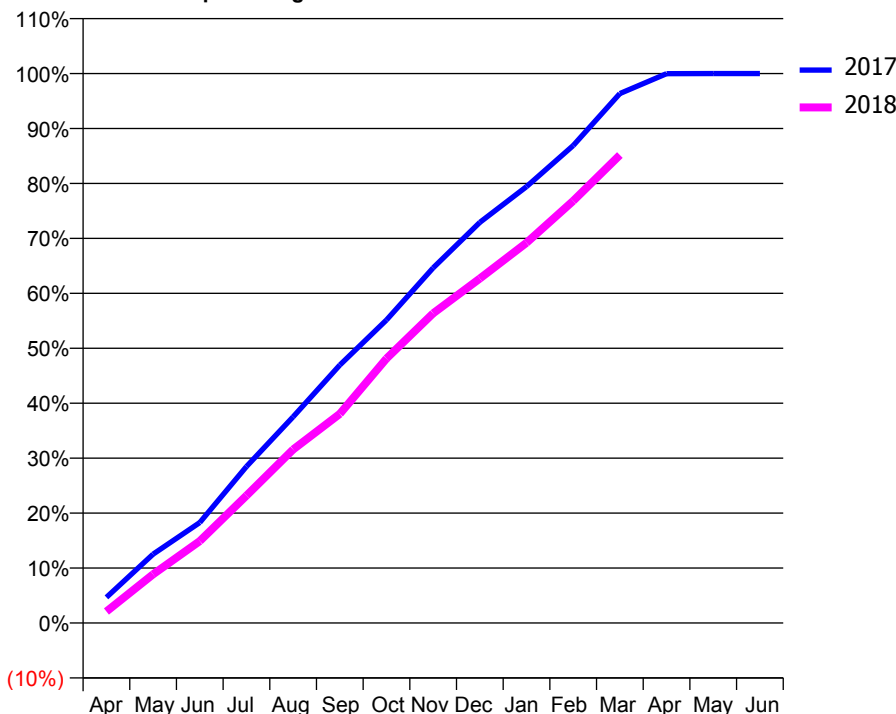
ACCESS*

Patients seen in 24 months	Total	Change since previous quarter
Quarter ending March 2017	6,525	
Quarter ending June 2017	6,512	→
Quarter ending September 2017	6,464	→
Quarter ending December 2017	6,507	→
Quarter ending March 2018	6,536	→
Variance since March 2017	0.2%	→



ACTIVITY

Cumulative percentage of contracted UDA delivered 2017 & 2018



Month	Adjusted Scheduled Activity (UDA)	
	2017	2018
April	1,026	462
May	2,758	1,950
June	4,022	3,283
July	6,264	5,102
August	8,257	6,947
September	10,326	8,376
October	12,132	10,589
November	14,219	12,401
December	16,041	13,795
January	17,473	15,221
February	19,113	16,899
March	21,197	18,737
April	21,992	
May	21,998	
June	21,999	

QUALITY

	Quantity	Base Number	Contract	AT	Region	England
% of FP17s for the same patient ID Re-attending within 3 months - Children	108	2,449	4.4%	9.7%	11.6%	11.9%
% of FP17s for the same patient ID Re-attending within 3 months - Adults	524	5,861	8.9%	14.2%	15.4%	16.0%
% of FP17s for the same patient ID Re-attending between 3 & 9 months - Children	1,398	2,449	57.1%	61.1%	59.4%	58.3%
% of FP17s for the same patient ID Re-attending between 3 & 9 months - Adults	2,589	5,861	44.2%	52.6%	51.3%	50.3%
% of FP17s for Band 1 Urgent Courses	112	8,072	1.4%	7.2%	8.0%	9.1%
% of FP17s Relating to Free Repair or Replacements	21	8,072	0.3%	0.8%	0.8%	0.8%
% of FP17s Relating to Continuations	182	8,072	2.3%	1.1%	1.0%	1.0%
% of Patients satisfied with the dentistry they have received	8	8	N/A	91.9%	91.7%	91.5%
% of Patients satisfied with the time they had to wait for an appointment	8	8	N/A	86.8%	88.3%	87.9%

* This is based on patients treated on this contract for their most recent course of treatment. Figures in italics indicate the base number of FP17s or Patient Questionnaire responses are less than 100. N/A is shown where the base number of responses is less than 10 during the period. % is calculated as Quantity/Base number*100

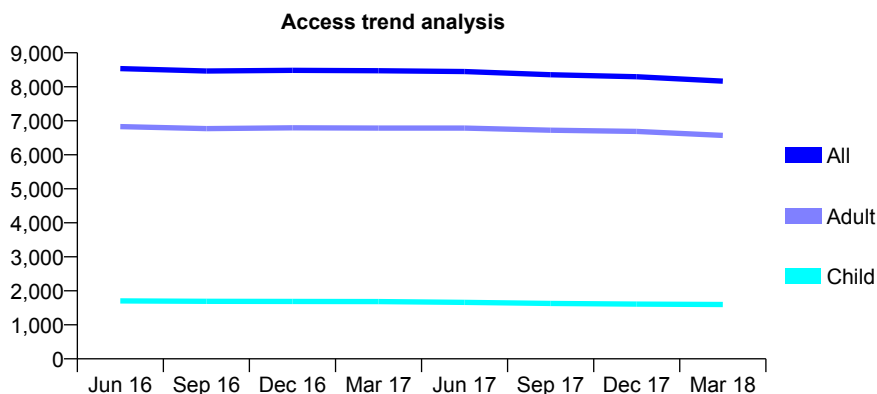
Q59 - Vital Signs At a Glance Contract Report for 103918/0002 - March 2018

Name or company name	Bosworth Dental Limited
Contract type name	GDS Contract
Purpose of contract	General
Contract start date	01/04/2009
Contract end date	

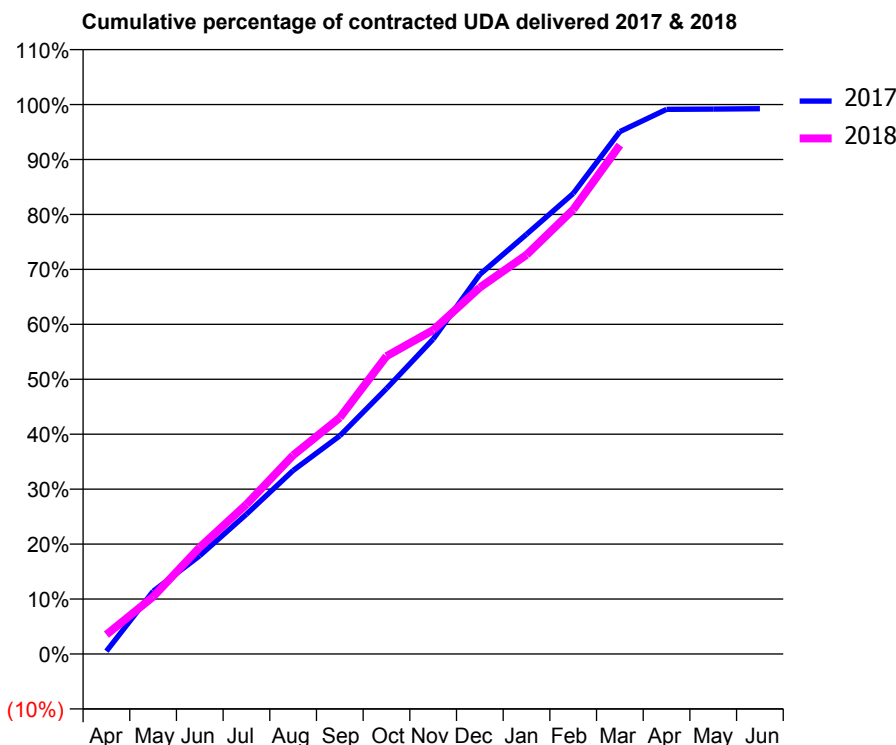
17/18 Contracted general activity (UDA)	20,523
Carry forward general activity (UDA)	158
17/18 Contracted orthodontic activity (UOA)	0
Carry forward orthodontic activity (UOA)	0
Baseline contract value	£573,548.74

ACCESS*

Patients seen in 24 months	Total	Change since previous quarter
Quarter ending March 2017	8,473	
Quarter ending June 2017	8,449	→
Quarter ending September 2017	8,354	↓
Quarter ending December 2017	8,296	→
Quarter ending March 2018	8,167	↓
Variance since March 2017	(3.6%)	↓



ACTIVITY



Month	Adjusted Scheduled Activity (UDA)	
	2017	2018
April	106	727
May	2,344	2,137
June	3,673	3,985
July	5,221	5,588
August	6,856	7,423
September	8,151	8,830
October	9,913	11,121
November	11,763	12,099
December	14,178	13,688
January	15,677	14,907
February	17,198	16,597
March	19,510	19,008
April	20,342	
May	20,352	
June	20,365	

QUALITY

	Quantity	Base Number	Contract	AT	Region	England
% of FP17s for the same patient ID Re-attending within 3 months - Children	141	2,744	5.1%	9.7%	11.6%	11.9%
% of FP17s for the same patient ID Re-attending within 3 months - Adults	1,155	9,263	12.5%	14.2%	15.4%	16.0%
% of FP17s for the same patient ID Re-attending between 3 & 9 months - Children	2,033	2,744	74.1%	61.1%	59.4%	58.3%
% of FP17s for the same patient ID Re-attending between 3 & 9 months - Adults	4,773	9,263	51.5%	52.6%	51.3%	50.3%
% of FP17s for Band 1 Urgent Courses	888	11,508	7.7%	7.2%	8.0%	9.1%
% of FP17s Relating to Free Repair or Replacements	94	11,508	0.8%	0.8%	0.8%	0.8%
% of FP17s Relating to Continuations	43	11,508	0.4%	1.1%	1.0%	1.0%
% of Patients satisfied with the dentistry they have received	14	14	100.0%	91.9%	91.7%	91.5%
% of Patients satisfied with the time they had to wait for an appointment	14	14	100.0%	86.8%	88.3%	87.9%

* This is based on patients treated on this contract for their most recent course of treatment. Figures in italics indicate the base number of FP17s or Patient Questionnaire responses are less than 100. N/A is shown where the base number of responses is less than 10 during the period. % is calculated as Quantity/Base number*100

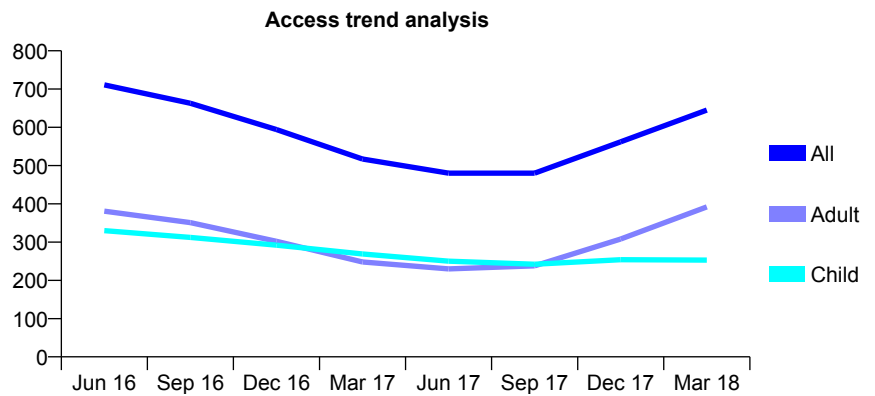
Q59 - Vital Signs At a Glance Contract Report for 105007/0001 - March 2018

Name or company name	Smile and Implants Limited
Contract type name	GDS Contract
Purpose of contract	General
Contract start date	04/09/2006
Contract end date	31/03/2018

17/18 Contracted general activity (UDA)	1,530
Carry forward general activity (UDA)	0
17/18 Contracted orthodontic activity (UOA)	0
Carry forward orthodontic activity (UOA)	0
Baseline contract value	£37,306.54

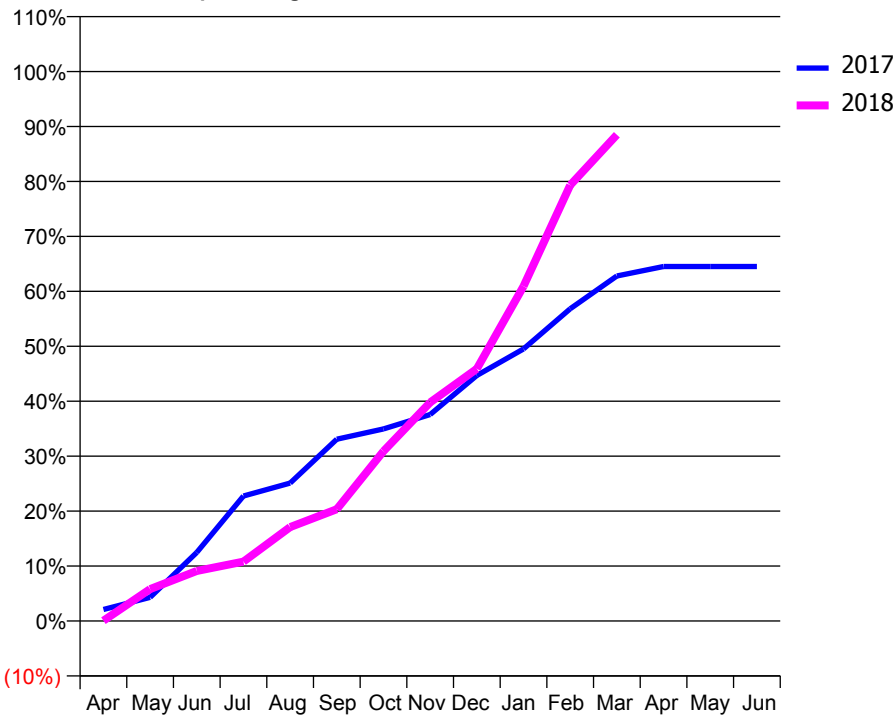
ACCESS*

Patients seen in 24 months	Total	Change since previous quarter
Quarter ending March 2017	517	
Quarter ending June 2017	480	↓
Quarter ending September 2017	480	→
Quarter ending December 2017	562	↑
Quarter ending March 2018	645	↑
Variance since March 2017	24.8%	↑



ACTIVITY

Cumulative percentage of contracted UDA delivered 2017 & 2018



Month	Adjusted Scheduled Activity (UDA)	
	2017	2018
April	32	1
May	66	89
June	191	139
July	348	165
August	384	261
September	506	311
October	535	473
November	575	609
December	684	702
January	758	932
February	869	1,213
March	961	1,354
April	987	
May	987	
June	987	

QUALITY

	Quantity	Base Number	Contract	AT	Region	England
% of FP17s for the same patient ID Re-attending within 3 months - Children	19	387	4.9%	9.7%	11.6%	11.9%
% of FP17s for the same patient ID Re-attending within 3 months - Adults	19	400	4.8%	14.2%	15.4%	16.0%
% of FP17s for the same patient ID Re-attending between 3 & 9 months - Children	241	387	62.3%	61.1%	59.4%	58.3%
% of FP17s for the same patient ID Re-attending between 3 & 9 months - Adults	118	400	29.5%	52.6%	51.3%	50.3%
% of FP17s for Band 1 Urgent Courses	44	765	5.8%	7.2%	8.0%	9.1%
% of FP17s Relating to Free Repair or Replacements	0	765	0.0%	0.8%	0.8%	0.8%
% of FP17s Relating to Continuations	0	765	0.0%	1.1%	1.0%	1.0%
% of Patients satisfied with the dentistry they have received	0	0	N/A	91.9%	91.7%	91.5%
% of Patients satisfied with the time they had to wait for an appointment	0	0	N/A	86.8%	88.3%	87.9%

* This is based on patients treated on this contract for their most recent course of treatment. Figures in italics indicate the base number of FP17s or Patient Questionnaire responses are less than 100. N/A is shown where the base number of responses is less than 10 during the period. % is calculated as Quantity/Base number*100

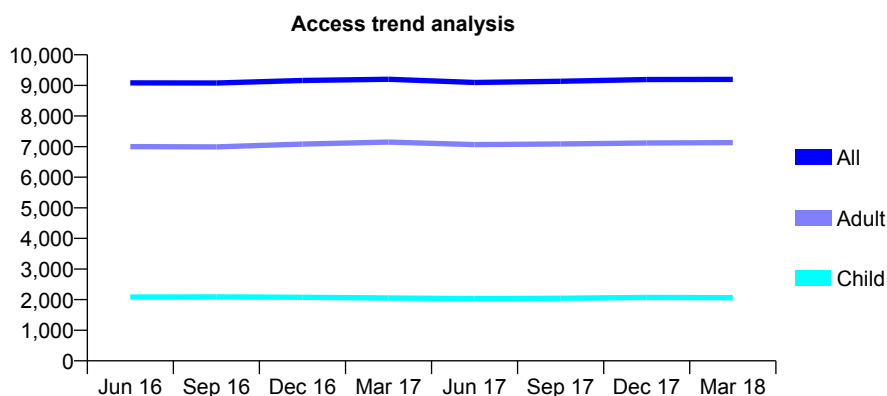
Q59 - Vital Signs At a Glance Contract Report for 105163/0002 - March 2018

Name or company name	J Ahmad, M Hallen, A Persson & A Alfreds
Contract type name	GDS Contract
Purpose of contract	General
Contract start date	01/04/2010
Contract end date	

17/18 Contracted general activity (UDA)	28,503
Carry forward general activity (UDA)	2,567
17/18 Contracted orthodontic activity (UOA)	0
Carry forward orthodontic activity (UOA)	0
Baseline contract value	£822,688.86

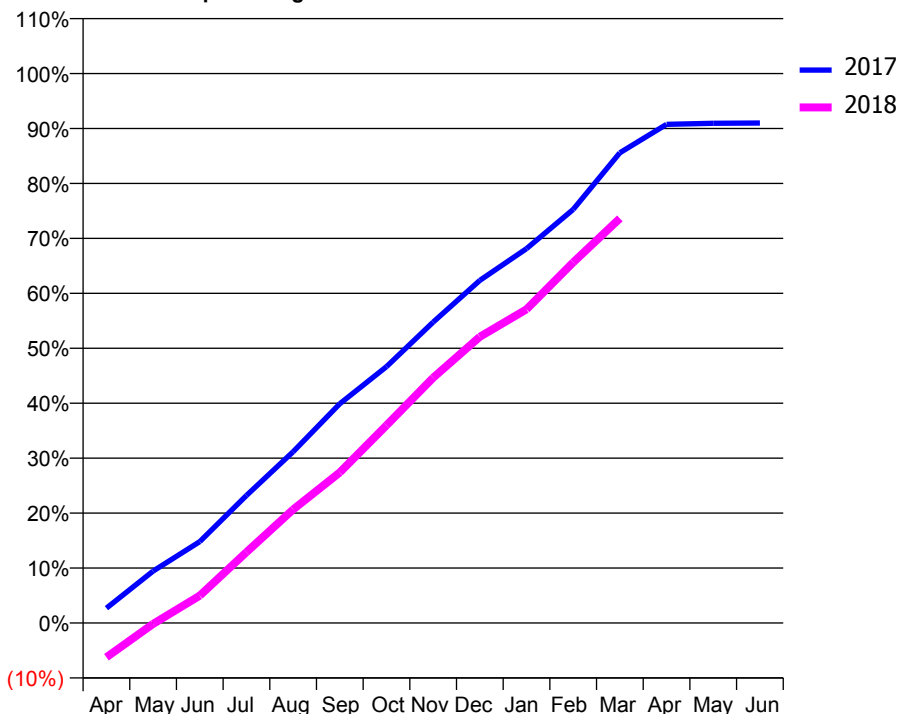
ACCESS*

Patients seen in 24 months	Total	Change since previous quarter
Quarter ending March 2017	9,202	
Quarter ending June 2017	9,096	↓
Quarter ending September 2017	9,133	→
Quarter ending December 2017	9,191	→
Quarter ending March 2018	9,197	→
Variance since March 2017	(0.1%)	→



ACTIVITY

Cumulative percentage of contracted UDA delivered 2017 & 2018



Adjusted Scheduled Activity (UDA)

Month	2017	2018
April	768	-1,782
May	2,693	-54
June	4,222	1,418
July	6,616	3,678
August	8,888	5,889
September	11,377	7,814
October	13,296	10,256
November	15,610	12,725
December	17,774	14,848
January	19,416	16,272
February	21,451	18,706
March	24,390	20,986
April	25,864	
May	25,923	
June	25,936	

QUALITY

	Quantity	Base Number	Contract	AT	Region	England
% of FP17s for the same patient ID Re-attending within 3 months - Children	163	2,736	6.0%	9.7%	11.6%	11.9%
% of FP17s for the same patient ID Re-attending within 3 months - Adults	1,020	8,436	12.1%	14.2%	15.4%	16.0%
% of FP17s for the same patient ID Re-attending between 3 & 9 months - Children	1,536	2,736	56.1%	61.1%	59.4%	58.3%
% of FP17s for the same patient ID Re-attending between 3 & 9 months - Adults	4,366	8,436	51.8%	52.6%	51.3%	50.3%
% of FP17s for Band 1 Urgent Courses	510	10,613	4.8%	7.2%	8.0%	9.1%
% of FP17s Relating to Free Repair or Replacements	44	10,613	0.4%	0.8%	0.8%	0.8%
% of FP17s Relating to Continuations	297	10,613	2.8%	1.1%	1.0%	1.0%
% of Patients satisfied with the dentistry they have received	8	8	N/A	91.9%	91.7%	91.5%
% of Patients satisfied with the time they had to wait for an appointment	6	8	N/A	86.8%	88.3%	87.9%

* This is based on patients treated on this contract for their most recent course of treatment. Figures in italics indicate the base number of FP17s or Patient Questionnaire responses are less than 100. N/A is shown where the base number of responses is less than 10 during the period. % is calculated as Quantity/Base number*100

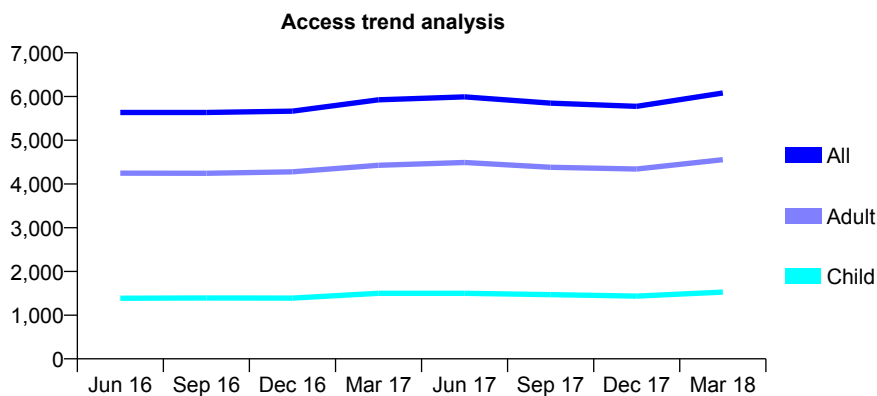
Q59 - Vital Signs At a Glance Contract Report for 105430/0001 - March 2018

Name or company name	Gipsy Lane Dental Ltd
Contract type name	GDS Contract
Purpose of contract	General
Contract start date	01/04/2008
Contract end date	

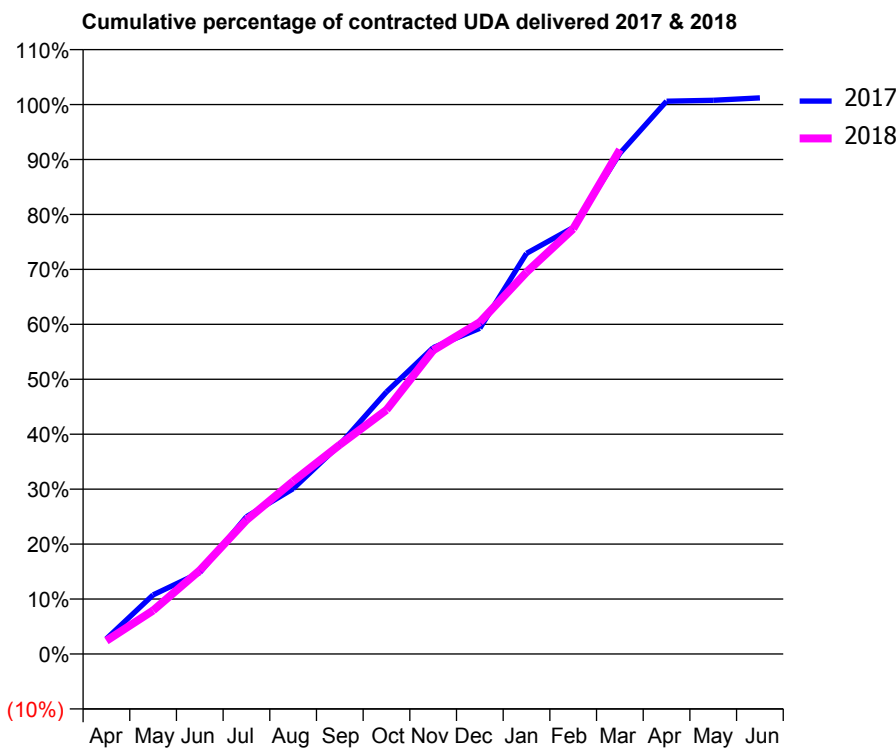
17/18 Contracted general activity (UDA)	15,058
Carry forward general activity (UDA)	-190
17/18 Contracted orthodontic activity (UOA)	0
Carry forward orthodontic activity (UOA)	0
Baseline contract value	£374,204.86

ACCESS*

Patients seen in 24 months	Total	Change since previous quarter
Quarter ending March 2017	5,926	
Quarter ending June 2017	5,992	→
Quarter ending September 2017	5,850	↓
Quarter ending December 2017	5,775	↓
Quarter ending March 2018	6,081	↑
Variance since March 2017	2.6%	↑



ACTIVITY



Month	Adjusted Scheduled Activity (UDA)	
	2017	2018
April	439	363
May	1,702	1,195
June	2,340	2,291
July	3,948	3,671
August	4,756	4,733
September	6,025	5,736
October	7,540	6,688
November	8,812	8,323
December	9,370	9,092
January	11,524	10,463
February	12,271	11,649
March	14,403	13,823
April	15,904	
May	15,931	
June	15,998	

QUALITY

	Quantity	Base Number	Contract	AT	Region	England
% of FP17s for the same patient ID Re-attending within 3 months - Children	135	2,256	6.0%	9.7%	11.6%	11.9%
% of FP17s for the same patient ID Re-attending within 3 months - Adults	570	5,461	10.4%	14.2%	15.4%	16.0%
% of FP17s for the same patient ID Re-attending between 3 & 9 months - Children	1,427	2,256	63.3%	61.1%	59.4%	58.3%
% of FP17s for the same patient ID Re-attending between 3 & 9 months - Adults	2,088	5,461	38.2%	52.6%	51.3%	50.3%
% of FP17s for Band 1 Urgent Courses	482	6,197	7.8%	7.2%	8.0%	9.1%
% of FP17s Relating to Free Repair or Replacements	57	6,197	0.9%	0.8%	0.8%	0.8%
% of FP17s Relating to Continuations	71	6,197	1.1%	1.1%	1.0%	1.0%
% of Patients satisfied with the dentistry they have received	10	11	90.9%	91.9%	91.7%	91.5%
% of Patients satisfied with the time they had to wait for an appointment	10	11	90.9%	86.8%	88.3%	87.9%

* This is based on patients treated on this contract for their most recent course of treatment. Figures in italics indicate the base number of FP17s or Patient Questionnaire responses are less than 100. N/A is shown where the base number of responses is less than 10 during the period. % is calculated as Quantity/Base number*100

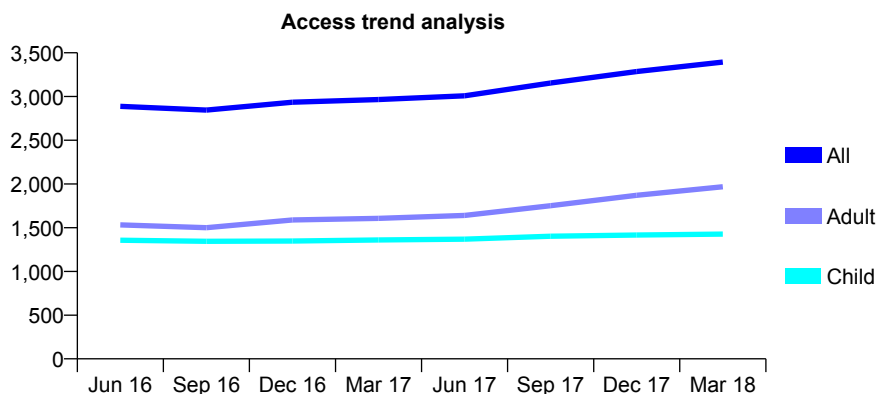
Q59 - Vital Signs At a Glance Contract Report for 106461/0001 - March 2018

Name or company name	P Moulder, A Johnson, R Church, M Hamb
Contract type name	GDS Contract
Purpose of contract	General
Contract start date	01/09/2006
Contract end date	

17/18 Contracted general activity (UDA)	10,320
Carry forward general activity (UDA)	0
17/18 Contracted orthodontic activity (UOA)	0
Carry forward orthodontic activity (UOA)	0
Baseline contract value	£246,748.74

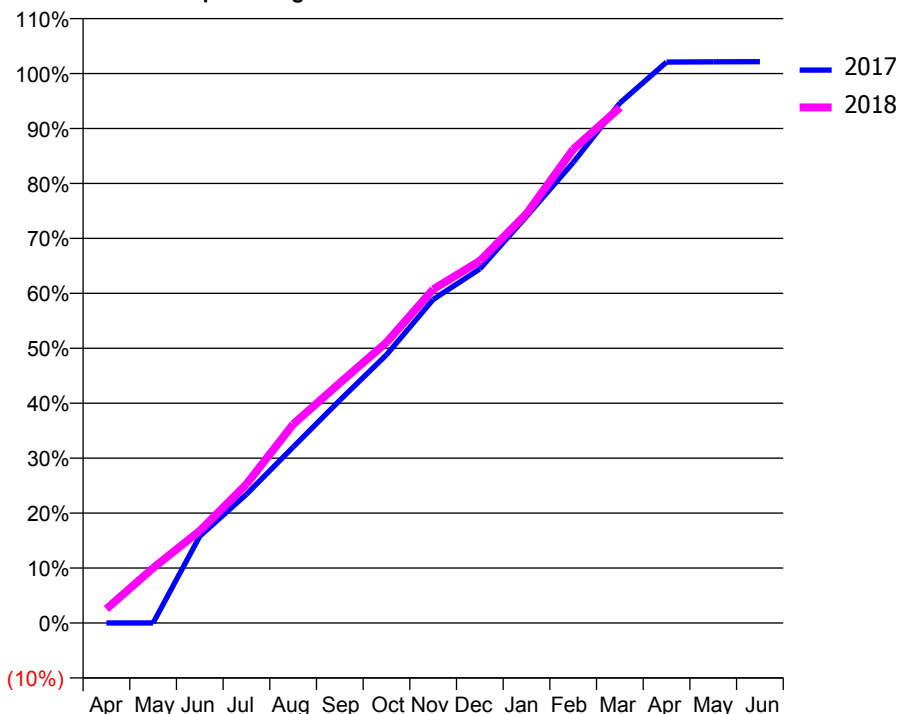
ACCESS*

Patients seen in 24 months	Total	Change since previous quarter
Quarter ending March 2017	2,966	
Quarter ending June 2017	3,008	→
Quarter ending September 2017	3,154	↑
Quarter ending December 2017	3,286	↑
Quarter ending March 2018	3,394	↑
Variance since March 2017	14.4%	↑



ACTIVITY

Cumulative percentage of contracted UDA delivered 2017 & 2018



Adjusted Scheduled Activity (UDA)

Month	2017	2018
April	0	264
May	0	1,034
June	1,422	1,733
July	2,109	2,609
August	2,883	3,733
September	3,649	4,510
October	4,392	5,271
November	5,301	6,268
December	5,800	6,801
January	6,661	7,686
February	7,543	8,898
March	8,517	9,681
April	9,188	
May	9,191	
June	9,193	

QUALITY

	Quantity	Base Number	Contract	AT	Region	England
% of FP17s for the same patient ID Re-attending within 3 months - Children	239	2,619	9.1%	9.7%	11.6%	11.9%
% of FP17s for the same patient ID Re-attending within 3 months - Adults	440	2,700	16.3%	14.2%	15.4%	16.0%
% of FP17s for the same patient ID Re-attending between 3 & 9 months - Children	1,730	2,619	66.1%	61.1%	59.4%	58.3%
% of FP17s for the same patient ID Re-attending between 3 & 9 months - Adults	1,368	2,700	50.7%	52.6%	51.3%	50.3%
% of FP17s for Band 1 Urgent Courses	224	5,042	4.4%	7.2%	8.0%	9.1%
% of FP17s Relating to Free Repair or Replacements	10	5,042	0.2%	0.8%	0.8%	0.8%
% of FP17s Relating to Continuations	79	5,042	1.6%	1.1%	1.0%	1.0%
% of Patients satisfied with the dentistry they have received	6	6	N/A	91.9%	91.7%	91.5%
% of Patients satisfied with the time they had to wait for an appointment	5	6	N/A	86.8%	88.3%	87.9%

* This is based on patients treated on this contract for their most recent course of treatment. Figures in italics indicate the base number of FP17s or Patient Questionnaire responses are less than 100. N/A is shown where the base number of responses is less than 10 during the period. % is calculated as Quantity/Base number*100

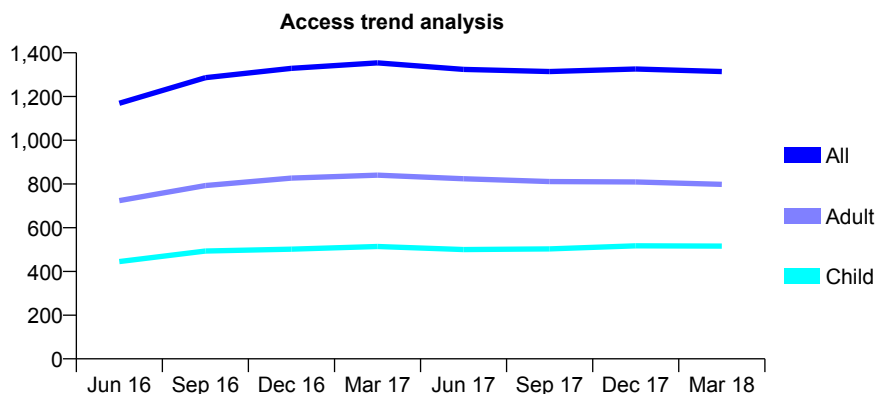
Q59 - Vital Signs At a Glance Contract Report for 108308/0001 - March 2018

Name or company name	Brookview Dental Clinic Limited
Contract type name	GDS Contract
Purpose of contract	General
Contract start date	01/03/2008
Contract end date	

17/18 Contracted general activity (UDA)	1,745
Carry forward general activity (UDA)	88
17/18 Contracted orthodontic activity (UOA)	0
Carry forward orthodontic activity (UOA)	0
Baseline contract value	£41,711.51

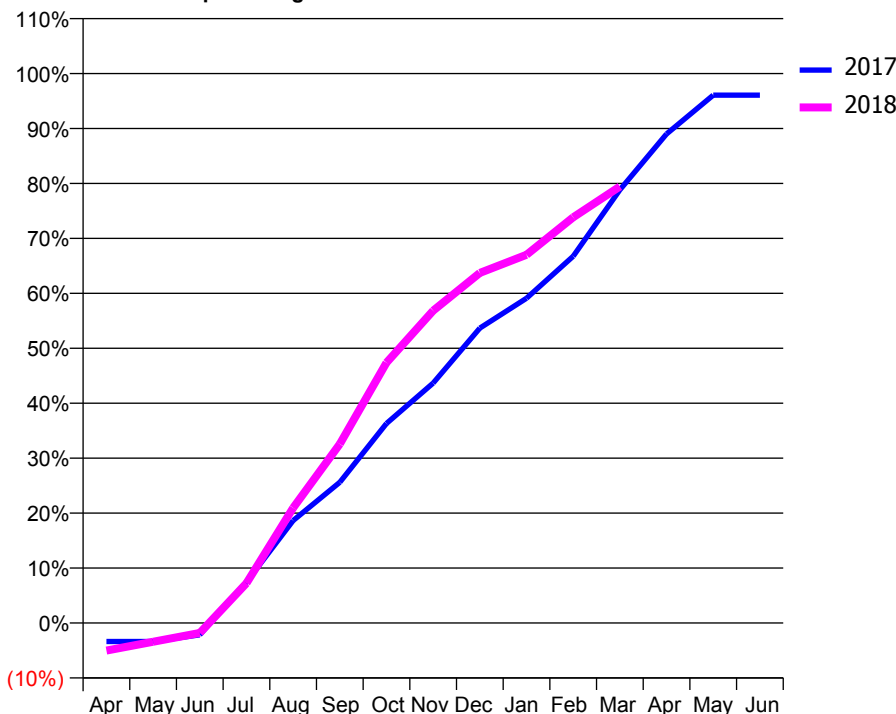
ACCESS*

Patients seen in 24 months	Total	Change since previous quarter
Quarter ending March 2017	1,354	
Quarter ending June 2017	1,324	↓
Quarter ending September 2017	1,314	→
Quarter ending December 2017	1,326	→
Quarter ending March 2018	1,314	→
Variance since March 2017	(3.0%)	↓



ACTIVITY

Cumulative percentage of contracted UDA delivered 2017 & 2018



Month	Adjusted Scheduled Activity (UDA)	
	2017	2018
April	-76	-88
May	-76	-60
June	-49	-32
July	168	126
August	419	366
September	575	569
October	815	827
November	981	992
December	1,205	1,112
January	1,327	1,169
February	1,498	1,288
March	1,770	1,386
April	1,998	
May	2,157	
June	2,157	

QUALITY

	Quantity	Base Number	Contract	AT	Region	England
% of FP17s for the same patient ID Re-attending within 3 months - Children	29	700	4.1%	9.7%	11.6%	11.9%
% of FP17s for the same patient ID Re-attending within 3 months - Adults	97	959	10.1%	14.2%	15.4%	16.0%
% of FP17s for the same patient ID Re-attending between 3 & 9 months - Children	437	700	62.4%	61.1%	59.4%	58.3%
% of FP17s for the same patient ID Re-attending between 3 & 9 months - Adults	535	959	55.8%	52.6%	51.3%	50.3%
% of FP17s for Band 1 Urgent Courses	27	869	3.1%	7.2%	8.0%	9.1%
% of FP17s Relating to Free Repair or Replacements	0	869	0.0%	0.8%	0.8%	0.8%
% of FP17s Relating to Continuations	8	869	0.9%	1.1%	1.0%	1.0%
% of Patients satisfied with the dentistry they have received	1	1	N/A	91.9%	91.7%	91.5%
% of Patients satisfied with the time they had to wait for an appointment	1	1	N/A	86.8%	88.3%	87.9%

* This is based on patients treated on this contract for their most recent course of treatment. Figures in italics indicate the base number of FP17s or Patient Questionnaire responses are less than 100. N/A is shown where the base number of responses is less than 10 during the period. % is calculated as Quantity/Base number*100

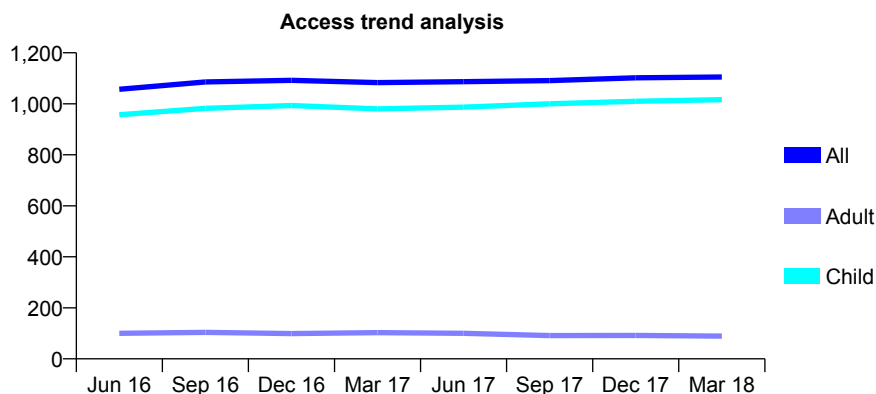
Q59 - Vital Signs At a Glance Contract Report for 109584/0001 - March 2018

Name or company name	Mr M Hamburger & Mrs R P Sadler
Contract type name	GDS Contract
Purpose of contract	General
Contract start date	01/04/2014
Contract end date	

17/18 Contracted general activity (UDA)	2,447
Carry forward general activity (UDA)	0
17/18 Contracted orthodontic activity (UOA)	0
Carry forward orthodontic activity (UOA)	0
Baseline contract value	£74,776.87

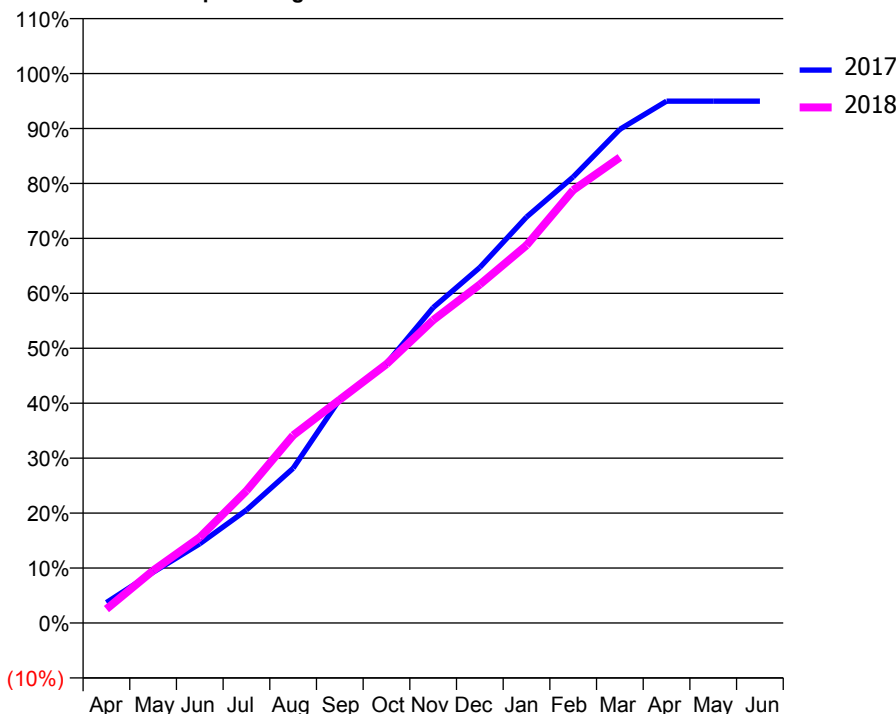
ACCESS*

Patients seen in 24 months	Total	Change since previous quarter
Quarter ending March 2017	1,083	
Quarter ending June 2017	1,087	→
Quarter ending September 2017	1,091	→
Quarter ending December 2017	1,102	→
Quarter ending March 2018	1,105	→
Variance since March 2017	2.0%	↑



ACTIVITY

Cumulative percentage of contracted UDA delivered 2017 & 2018



Adjusted Scheduled Activity (UDA)

Month	2017	2018
April	91	62
May	226	234
June	353	382
July	503	589
August	689	836
September	997	995
October	1,156	1,153
November	1,405	1,349
December	1,583	1,507
January	1,808	1,682
February	1,986	1,928
March	2,199	2,073
April	2,324	
May	2,324	
June	2,324	

QUALITY

	Quantity	Base Number	Contract	AT	Region	England
% of FP17s for the same patient ID Re-attending within 3 months - Children	80	1,687	4.7%	9.7%	11.6%	11.9%
% of FP17s for the same patient ID Re-attending within 3 months - Adults	1	15	6.7%	14.2%	15.4%	16.0%
% of FP17s for the same patient ID Re-attending between 3 & 9 months - Children	1,246	1,687	73.9%	61.1%	59.4%	58.3%
% of FP17s for the same patient ID Re-attending between 3 & 9 months - Adults	13	15	86.7%	52.6%	51.3%	50.3%
% of FP17s for Band 1 Urgent Courses	70	1,632	4.3%	7.2%	8.0%	9.1%
% of FP17s Relating to Free Repair or Replacements	0	1,632	0.0%	0.8%	0.8%	0.8%
% of FP17s Relating to Continuations	0	1,632	0.0%	1.1%	1.0%	1.0%
% of Patients satisfied with the dentistry they have received	0	0	N/A	91.9%	91.7%	91.5%
% of Patients satisfied with the time they had to wait for an appointment	0	0	N/A	86.8%	88.3%	87.9%

* This is based on patients treated on this contract for their most recent course of treatment. Figures in italics indicate the base number of FP17s or Patient Questionnaire responses are less than 100. N/A is shown where the base number of responses is less than 10 during the period. % is calculated as Quantity/Base number*100

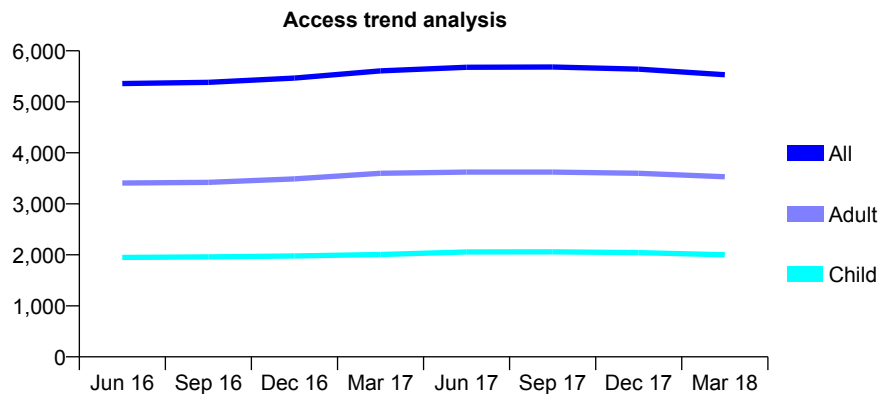
Q59 - Vital Signs At a Glance Contract Report for 109967/0001 - March 2018

Name or company name	Mr F Kadherbhai, Mr N F Kapadia, Mr A Sa
Contract type name	GDS Contract
Purpose of contract	General
Contract start date	01/04/2011
Contract end date	

17/18 Contracted general activity (UDA)	13,147
Carry forward general activity (UDA)	-45
17/18 Contracted orthodontic activity (UOA)	0
Carry forward orthodontic activity (UOA)	0
Baseline contract value	£365,288.51

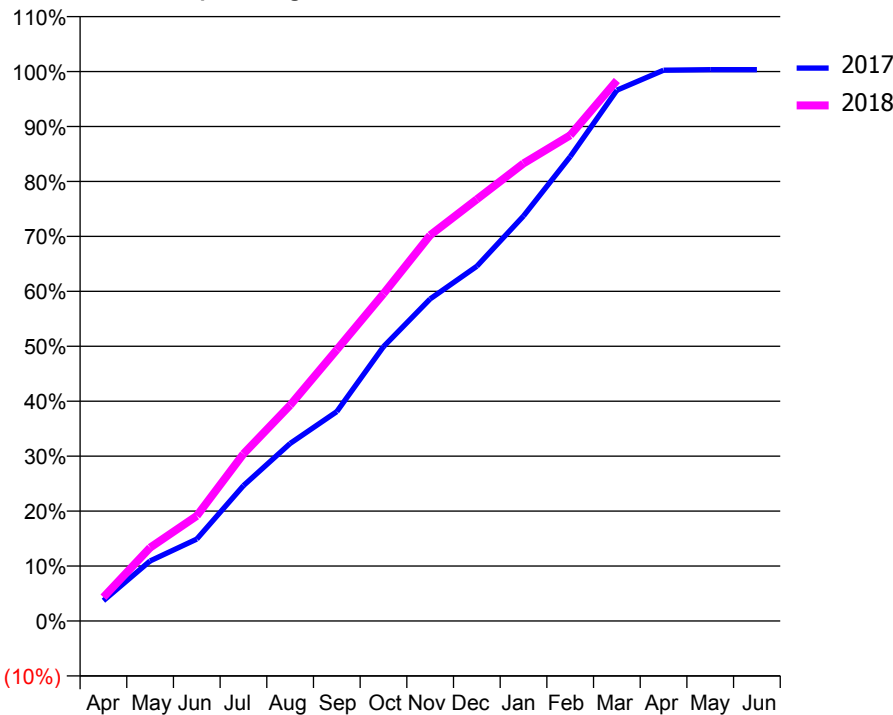
ACCESS*

Patients seen in 24 months	Total	Change since previous quarter
Quarter ending March 2017	5,606	
Quarter ending June 2017	5,678	→
Quarter ending September 2017	5,683	→
Quarter ending December 2017	5,641	→
Quarter ending March 2018	5,532	↓
Variance since March 2017	(1.3%)	↓



ACTIVITY

Cumulative percentage of contracted UDA delivered 2017 & 2018



Month	Adjusted Scheduled Activity (UDA)	
	2017	2018
April	509	570
May	1,503	1,757
June	2,052	2,517
July	3,391	3,998
August	4,447	5,165
September	5,246	6,490
October	6,875	7,830
November	8,068	9,230
December	8,888	10,088
January	10,148	10,948
February	11,636	11,622
March	13,298	12,931
April	13,800	
May	13,812	
June	13,812	

QUALITY

	Quantity	Base Number	Contract	AT	Region	England
% of FP17s for the same patient ID Re-attending within 3 months - Children	160	3,044	5.3%	9.7%	11.6%	11.9%
% of FP17s for the same patient ID Re-attending within 3 months - Adults	438	4,677	9.4%	14.2%	15.4%	16.0%
% of FP17s for the same patient ID Re-attending between 3 & 9 months - Children	1,989	3,044	65.3%	61.1%	59.4%	58.3%
% of FP17s for the same patient ID Re-attending between 3 & 9 months - Adults	2,891	4,677	61.8%	52.6%	51.3%	50.3%
% of FP17s for Band 1 Urgent Courses	343	6,231	5.5%	7.2%	8.0%	9.1%
% of FP17s Relating to Free Repair or Replacements	15	6,231	0.2%	0.8%	0.8%	0.8%
% of FP17s Relating to Continuations	16	6,231	0.3%	1.1%	1.0%	1.0%
% of Patients satisfied with the dentistry they have received	3	3	N/A	91.9%	91.7%	91.5%
% of Patients satisfied with the time they had to wait for an appointment	1	3	N/A	86.8%	88.3%	87.9%

* This is based on patients treated on this contract for their most recent course of treatment. Figures in italics indicate the base number of FP17s or Patient Questionnaire responses are less than 100. N/A is shown where the base number of responses is less than 10 during the period. % is calculated as Quantity/Base number*100

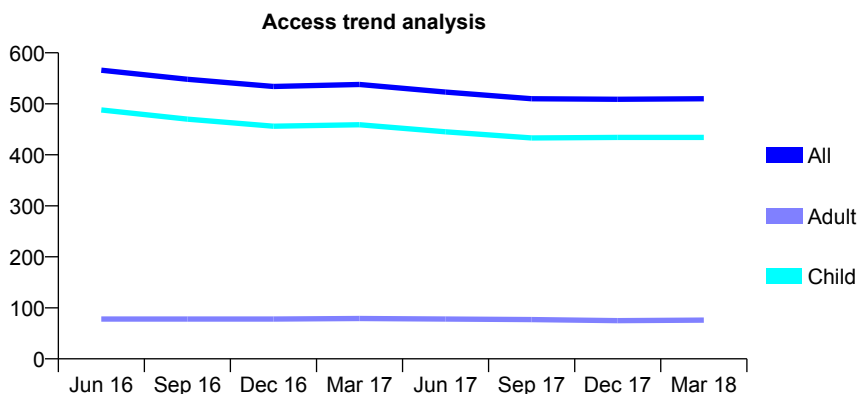
Q59 - Vital Signs At a Glance Contract Report for 111260/0001 - March 2018

Name or company name	Mr N Appleby & Mr S Edmondson
Contract type name	GDS Contract
Purpose of contract	General
Contract start date	01/04/2006
Contract end date	

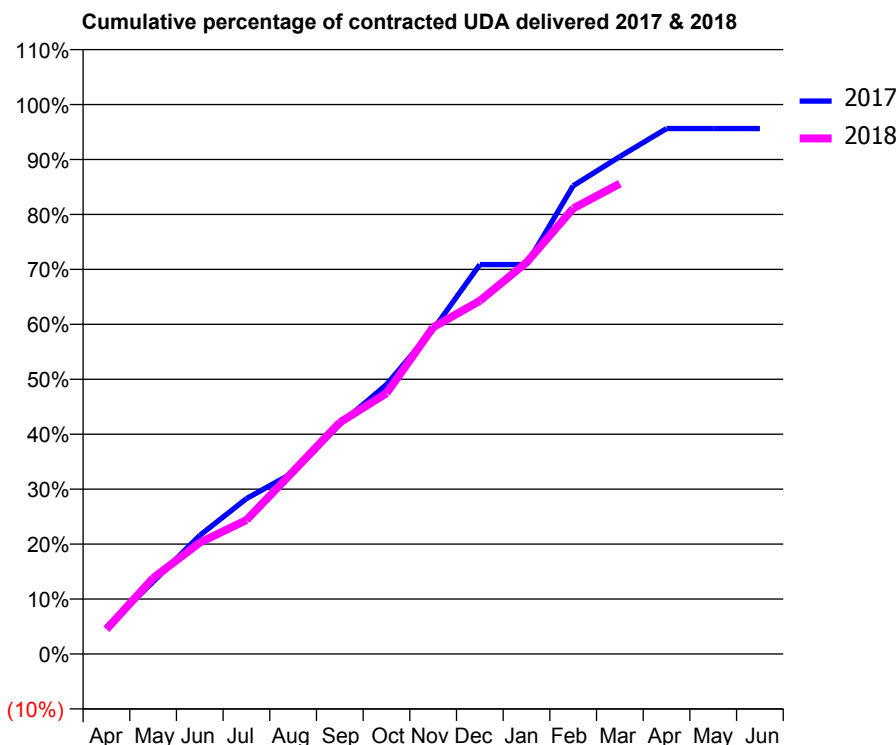
17/18 Contracted general activity (UDA)	1,000
Carry forward general activity (UDA)	0
17/18 Contracted orthodontic activity (UOA)	0
Carry forward orthodontic activity (UOA)	0
Baseline contract value	£22,296.96

ACCESS*

Patients seen in 24 months	Total	Change since previous quarter
Quarter ending March 2017	538	
Quarter ending June 2017	523	↓
Quarter ending September 2017	510	↓
Quarter ending December 2017	509	→
Quarter ending March 2018	510	→
Variance since March 2017	(5.2%)	↓



ACTIVITY



Month	Adjusted Scheduled Activity (UDA)	
	2017	2018
April	49	45
May	131	138
June	216	203
July	283	244
August	330	332
September	418	421
October	490	475
November	591	595
December	709	643
January	709	713
February	852	811
March	905	856
April	956	
May	956	
June	956	

QUALITY

	Quantity	Base Number	Contract	AT	Region	England
% of FP17s for the same patient ID Re-attending within 3 months - Children	40	732	5.5%	9.7%	11.6%	11.9%
% of FP17s for the same patient ID Re-attending within 3 months - Adults	0	0	N/A	14.2%	15.4%	16.0%
% of FP17s for the same patient ID Re-attending between 3 & 9 months - Children	511	732	69.8%	61.1%	59.4%	58.3%
% of FP17s for the same patient ID Re-attending between 3 & 9 months - Adults	0	0	N/A	52.6%	51.3%	50.3%
% of FP17s for Band 1 Urgent Courses	10	689	1.5%	7.2%	8.0%	9.1%
% of FP17s Relating to Free Repair or Replacements	0	689	0.0%	0.8%	0.8%	0.8%
% of FP17s Relating to Continuations	0	689	0.0%	1.1%	1.0%	1.0%
% of Patients satisfied with the dentistry they have received	1	1	N/A	91.9%	91.7%	91.5%
% of Patients satisfied with the time they had to wait for an appointment	1	1	N/A	86.8%	88.3%	87.9%

* This is based on patients treated on this contract for their most recent course of treatment. Figures in italics indicate the base number of FP17s or Patient Questionnaire responses are less than 100. N/A is shown where the base number of responses is less than 10 during the period. % is calculated as Quantity/Base number*100

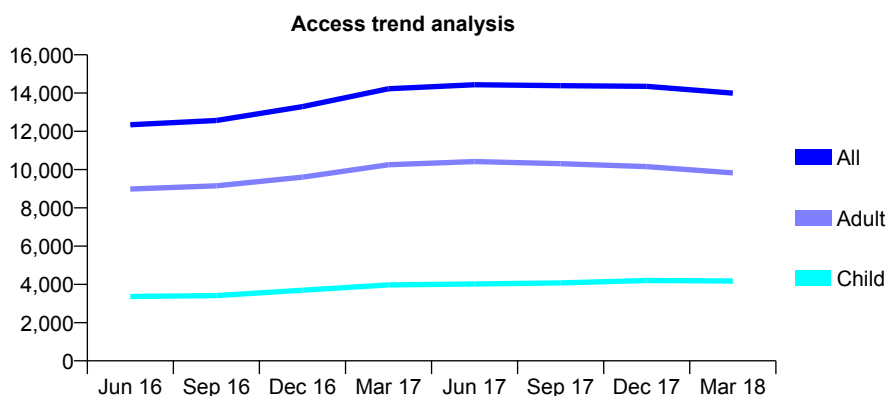
Q59 - Vital Signs At a Glance Contract Report for 112984/0001 - March 2018

Name or company name	East Midlands Community Dental Associati
Contract type name	GDS Contract
Purpose of contract	General
Contract start date	01/12/2014
Contract end date	

17/18 Contracted general activity (UDA)	35,000
Carry forward general activity (UDA)	-509
17/18 Contracted orthodontic activity (UOA)	0
Carry forward orthodontic activity (UOA)	0
Baseline contract value	£780,299.23

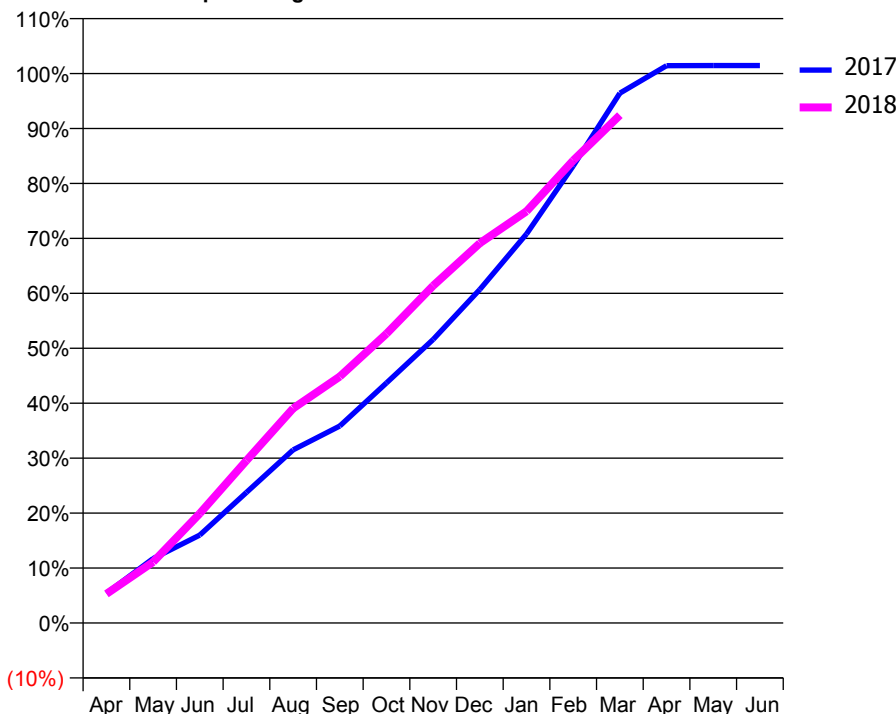
ACCESS*

Patients seen in 24 months	Total	Change since previous quarter
Quarter ending March 2017	14,224	
Quarter ending June 2017	14,436	→
Quarter ending September 2017	14,383	→
Quarter ending December 2017	14,354	→
Quarter ending March 2018	13,996	↓
Variance since March 2017	(1.6%)	↓



ACTIVITY

Cumulative percentage of contracted UDA delivered 2017 & 2018



Month	Adjusted Scheduled Activity (UDA)	
	2017	2018
April	1,899	1,856
May	4,110	3,883
June	5,603	6,981
July	8,323	10,345
August	11,029	13,669
September	12,546	15,702
October	15,292	18,424
November	18,059	21,481
December	21,249	24,197
January	24,781	26,220
February	29,110	29,462
March	33,749	32,348
April	35,496	
May	35,507	
June	35,509	

QUALITY

	Quantity	Base Number	Contract	AT	Region	England
% of FP17s for the same patient ID Re-attending within 3 months - Children	265	5,576	4.8%	9.7%	11.6%	11.9%
% of FP17s for the same patient ID Re-attending within 3 months - Adults	1,372	12,757	10.8%	14.2%	15.4%	16.0%
% of FP17s for the same patient ID Re-attending between 3 & 9 months - Children	3,449	5,576	61.9%	61.1%	59.4%	58.3%
% of FP17s for the same patient ID Re-attending between 3 & 9 months - Adults	7,363	12,757	57.7%	52.6%	51.3%	50.3%
% of FP17s for Band 1 Urgent Courses	1,251	17,503	7.1%	7.2%	8.0%	9.1%
% of FP17s Relating to Free Repair or Replacements	85	17,503	0.5%	0.8%	0.8%	0.8%
% of FP17s Relating to Continuations	96	17,503	0.5%	1.1%	1.0%	1.0%
% of Patients satisfied with the dentistry they have received	16	19	84.2%	91.9%	91.7%	91.5%
% of Patients satisfied with the time they had to wait for an appointment	15	19	78.9%	86.8%	88.3%	87.9%

* This is based on patients treated on this contract for their most recent course of treatment. Figures in italics indicate the base number of FP17s or Patient Questionnaire responses are less than 100. N/A is shown where the base number of responses is less than 10 during the period. % is calculated as Quantity/Base number*100

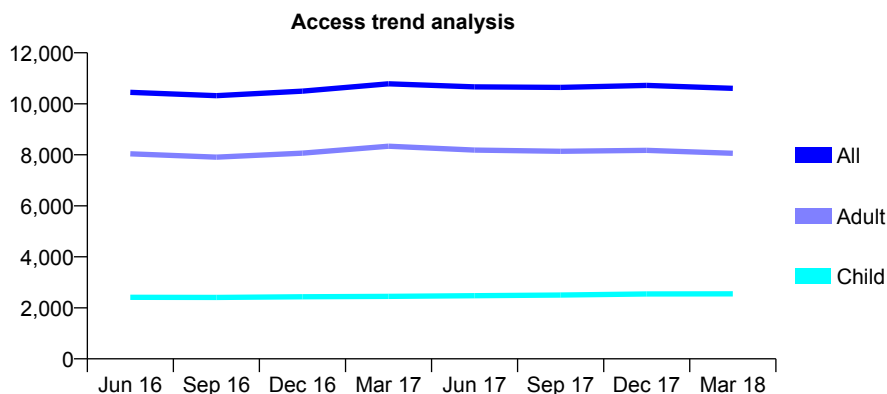
Q59 - Vital Signs At a Glance Contract Report for 115231/0004 - March 2018

Name or company name	Charnwood Dental Limited
Contract type name	GDS Contract
Purpose of contract	General
Contract start date	01/04/2009
Contract end date	

17/18 Contracted general activity (UDA)	25,029
Carry forward general activity (UDA)	-290
17/18 Contracted orthodontic activity (UOA)	0
Carry forward orthodontic activity (UOA)	0
Baseline contract value	£656,296.07

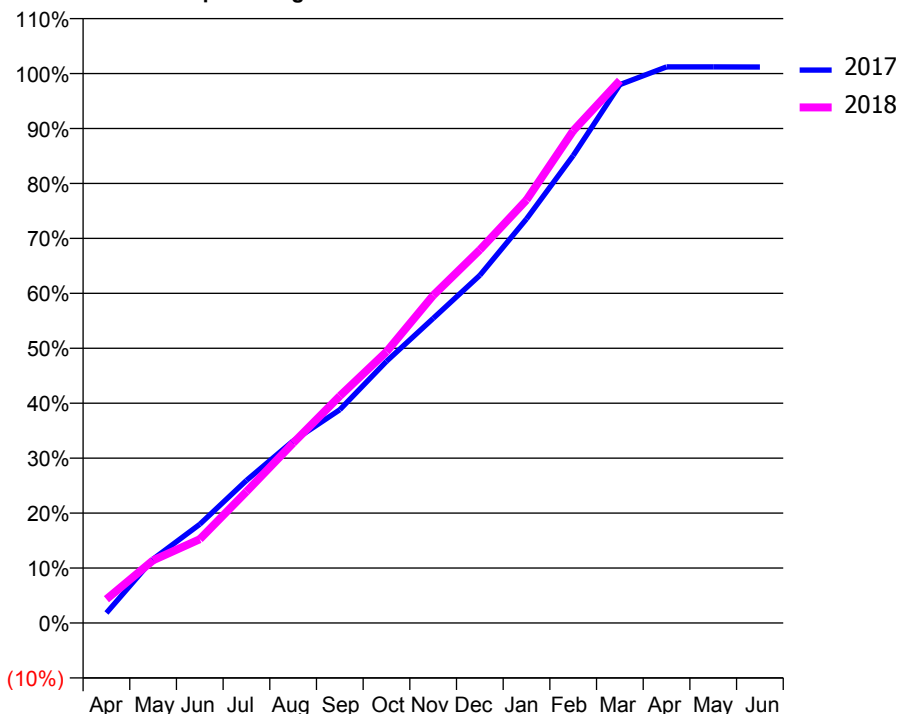
ACCESS*

Patients seen in 24 months	Total	Change since previous quarter
Quarter ending March 2017	10,784	
Quarter ending June 2017	10,665	↓
Quarter ending September 2017	10,641	→
Quarter ending December 2017	10,720	→
Quarter ending March 2018	10,609	↓
Variance since March 2017	(1.6%)	↓



ACTIVITY

Cumulative percentage of contracted UDA delivered 2017 & 2018



Month	Adjusted Scheduled Activity (UDA)	
	2017	2018
April	494	1,086
May	3,144	2,857
June	4,859	3,817
July	7,012	5,985
August	8,954	8,199
September	10,493	10,338
October	12,871	12,354
November	14,982	14,923
December	17,103	16,997
January	19,877	19,268
February	22,990	22,421
March	26,479	24,711
April	27,354	
May	27,352	
June	27,349	

QUALITY

	Quantity	Base Number	Contract	AT	Region	England
% of FP17s for the same patient ID Re-attending within 3 months - Children	250	3,468	7.2%	9.7%	11.6%	11.9%
% of FP17s for the same patient ID Re-attending within 3 months - Adults	889	8,804	10.1%	14.2%	15.4%	16.0%
% of FP17s for the same patient ID Re-attending between 3 & 9 months - Children	1,908	3,468	55.0%	61.1%	59.4%	58.3%
% of FP17s for the same patient ID Re-attending between 3 & 9 months - Adults	4,261	8,804	48.4%	52.6%	51.3%	50.3%
% of FP17s for Band 1 Urgent Courses	433	11,902	3.6%	7.2%	8.0%	9.1%
% of FP17s Relating to Free Repair or Replacements	39	11,902	0.3%	0.8%	0.8%	0.8%
% of FP17s Relating to Continuations	302	11,902	2.5%	1.1%	1.0%	1.0%
% of Patients satisfied with the dentistry they have received	11	14	78.6%	91.9%	91.7%	91.5%
% of Patients satisfied with the time they had to wait for an appointment	13	14	92.9%	86.8%	88.3%	87.9%

* This is based on patients treated on this contract for their most recent course of treatment. Figures in italics indicate the base number of FP17s or Patient Questionnaire responses are less than 100. N/A is shown where the base number of responses is less than 10 during the period. % is calculated as Quantity/Base number*100

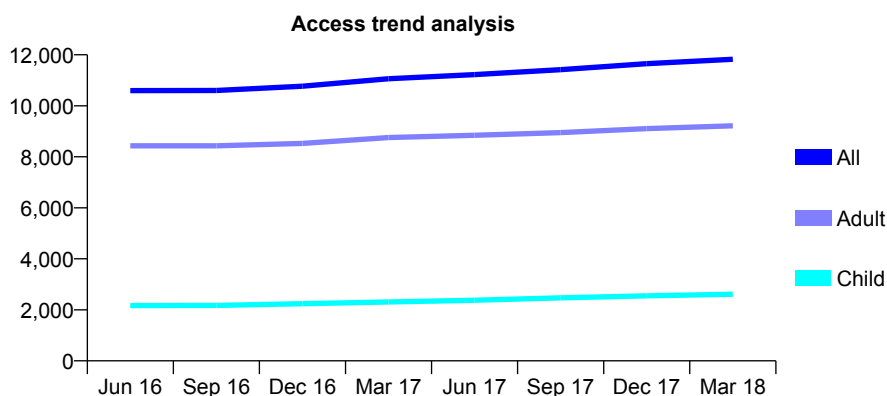
Q59 - Vital Signs At a Glance Contract Report for 117250/0001 - March 2018

Name or company name	Hallcross Dental Practices Limited
Contract type name	GDS Contract
Purpose of contract	General
Contract start date	01/04/2008
Contract end date	

17/18 Contracted general activity (UDA)	32,315
Carry forward general activity (UDA)	-120
17/18 Contracted orthodontic activity (UOA)	0
Carry forward orthodontic activity (UOA)	0
Baseline contract value	£794,541.77

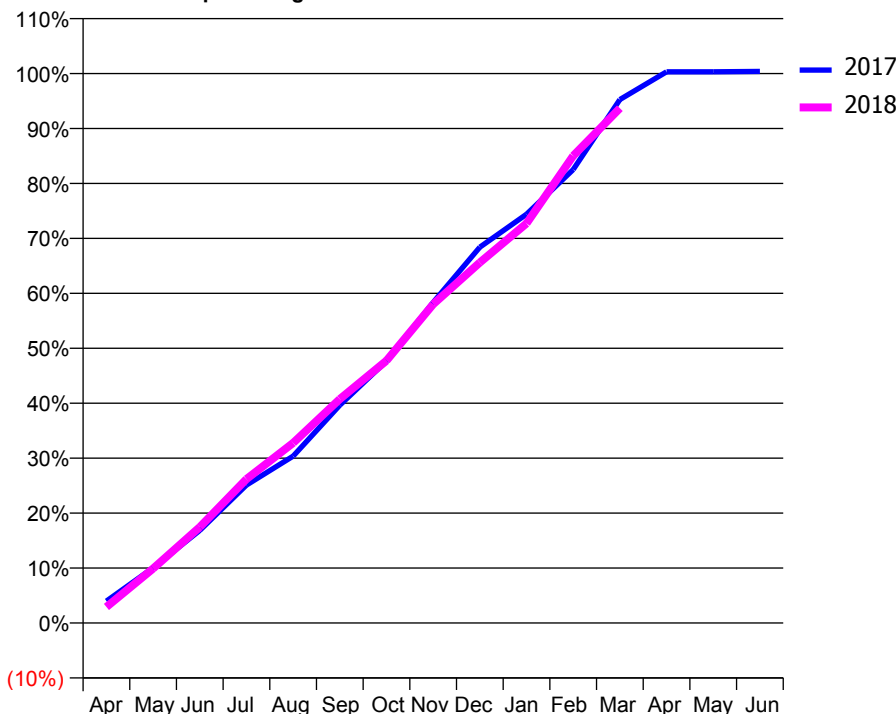
ACCESS*

Patients seen in 24 months	Total	Change since previous quarter
Quarter ending March 2017	11,061	
Quarter ending June 2017	11,221	→
Quarter ending September 2017	11,417	→
Quarter ending December 2017	11,652	↑
Quarter ending March 2018	11,826	→
Variance since March 2017	6.9%	↑



ACTIVITY

Cumulative percentage of contracted UDA delivered 2017 & 2018



Month	Adjusted Scheduled Activity (UDA)	
	2017	2018
April	1,294	942
May	3,249	3,204
June	5,446	5,644
July	8,109	8,464
August	9,815	10,589
September	12,812	13,168
October	15,403	15,431
November	18,853	18,746
December	22,100	21,204
January	24,036	23,495
February	26,670	27,476
March	30,780	30,275
April	32,412	
May	32,414	
June	32,435	

QUALITY

	Quantity	Base Number	Contract	AT	Region	England
% of FP17s for the same patient ID Re-attending within 3 months - Children	226	3,769	6.0%	9.7%	11.6%	11.9%
% of FP17s for the same patient ID Re-attending within 3 months - Adults	1,306	12,813	10.2%	14.2%	15.4%	16.0%
% of FP17s for the same patient ID Re-attending between 3 & 9 months - Children	2,085	3,769	55.3%	61.1%	59.4%	58.3%
% of FP17s for the same patient ID Re-attending between 3 & 9 months - Adults	7,129	12,813	55.6%	52.6%	51.3%	50.3%
% of FP17s for Band 1 Urgent Courses	1,039	15,955	6.5%	7.2%	8.0%	9.1%
% of FP17s Relating to Free Repair or Replacements	68	15,955	0.4%	0.8%	0.8%	0.8%
% of FP17s Relating to Continuations	65	15,955	0.4%	1.1%	1.0%	1.0%
% of Patients satisfied with the dentistry they have received	14	15	93.3%	91.9%	91.7%	91.5%
% of Patients satisfied with the time they had to wait for an appointment	14	15	93.3%	86.8%	88.3%	87.9%

* This is based on patients treated on this contract for their most recent course of treatment. Figures in italics indicate the base number of FP17s or Patient Questionnaire responses are less than 100. N/A is shown where the base number of responses is less than 10 during the period. % is calculated as Quantity/Base number*100

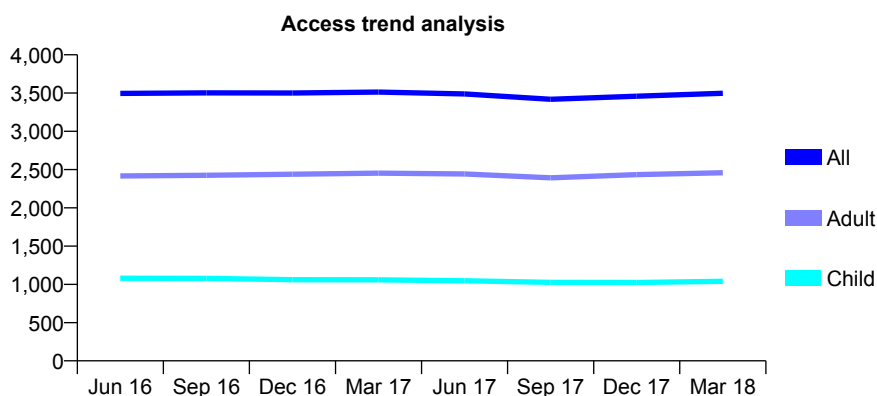
Q59 - Vital Signs At a Glance Contract Report for 117412/0002 - March 2018

Name or company name	HS Virdee Ltd
Contract type name	GDS Contract
Purpose of contract	General and Orthodontic
Contract start date	01/11/2007
Contract end date	

17/18 Contracted general activity (UDA)	10,377
Carry forward general activity (UDA)	-179
17/18 Contracted orthodontic activity (UOA)	293
Carry forward orthodontic activity (UOA)	0
Baseline contract value	£291,970.20

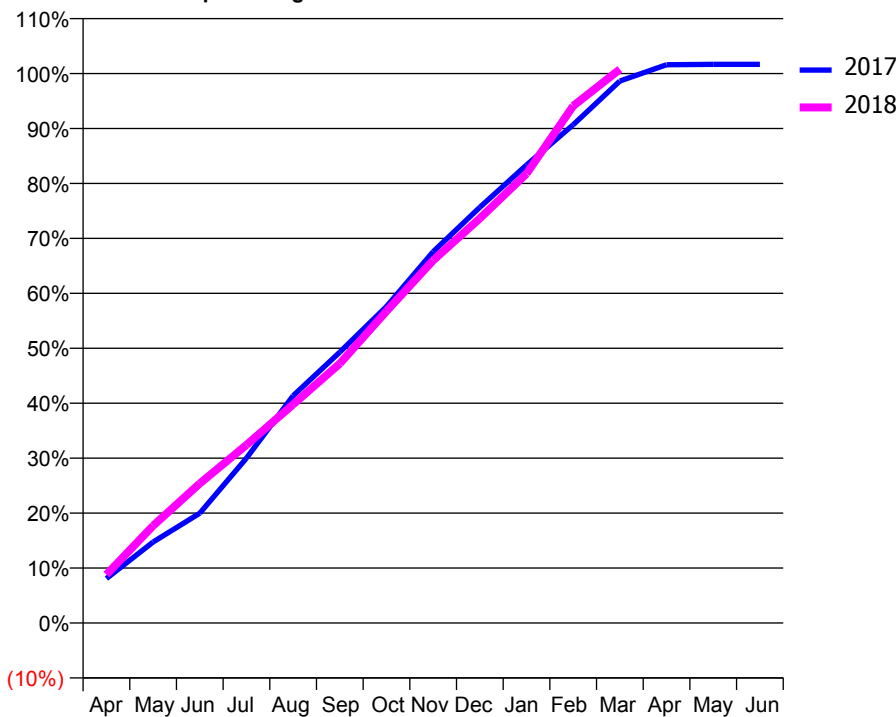
ACCESS*

Patients seen in 24 months	Total	Change since previous quarter
Quarter ending March 2017	3,512	
Quarter ending June 2017	3,488	→
Quarter ending September 2017	3,419	↓
Quarter ending December 2017	3,458	→
Quarter ending March 2018	3,498	→
Variance since March 2017	(0.4%)	→



ACTIVITY

Cumulative percentage of contracted UDA delivered 2017 & 2018



Month	Adjusted Scheduled Activity (UDA)	
	2017	2018
April	873	914
May	1,588	1,837
June	2,153	2,636
July	3,235	3,363
August	4,457	4,128
September	5,313	4,899
October	6,207	5,888
November	7,282	6,847
December	8,154	7,642
January	8,983	8,486
February	9,772	9,763
March	10,629	10,456
April	10,948	
May	10,956	
June	10,956	

QUALITY

	Quantity	Base Number	Contract	AT	Region	England
% of FP17s for the same patient ID Re-attending within 3 months - Children	103	1,666	6.2%	9.7%	11.6%	11.9%
% of FP17s for the same patient ID Re-attending within 3 months - Adults	256	3,202	8.0%	14.2%	15.4%	16.0%
% of FP17s for the same patient ID Re-attending between 3 & 9 months - Children	1,003	1,666	60.2%	61.1%	59.4%	58.3%
% of FP17s for the same patient ID Re-attending between 3 & 9 months - Adults	1,752	3,202	54.7%	52.6%	51.3%	50.3%
% of FP17s for Band 1 Urgent Courses	123	3,781	3.3%	7.2%	8.0%	9.1%
% of FP17s Relating to Free Repair or Replacements	14	3,781	0.4%	0.8%	0.8%	0.8%
% of FP17s Relating to Continuations	20	3,781	0.5%	1.1%	1.0%	1.0%
% of Patients satisfied with the dentistry they have received	4	4	N/A	91.9%	91.7%	91.5%
% of Patients satisfied with the time they had to wait for an appointment	4	4	N/A	86.8%	88.3%	87.9%

* This is based on patients treated on this contract for their most recent course of treatment. Figures in italics indicate the base number of FP17s or Patient Questionnaire responses are less than 100. N/A is shown where the base number of responses is less than 10 during the period. % is calculated as Quantity/Base number*100

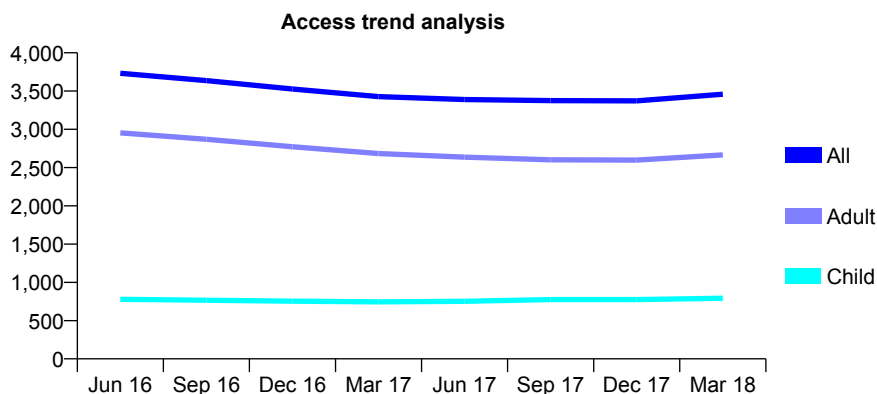
Q59 - Vital Signs At a Glance Contract Report for 117552/0001 - March 2018

Name or company name	Mr Moroney & Ms N Whitley
Contract type name	GDS Contract
Purpose of contract	General
Contract start date	01/10/2011
Contract end date	

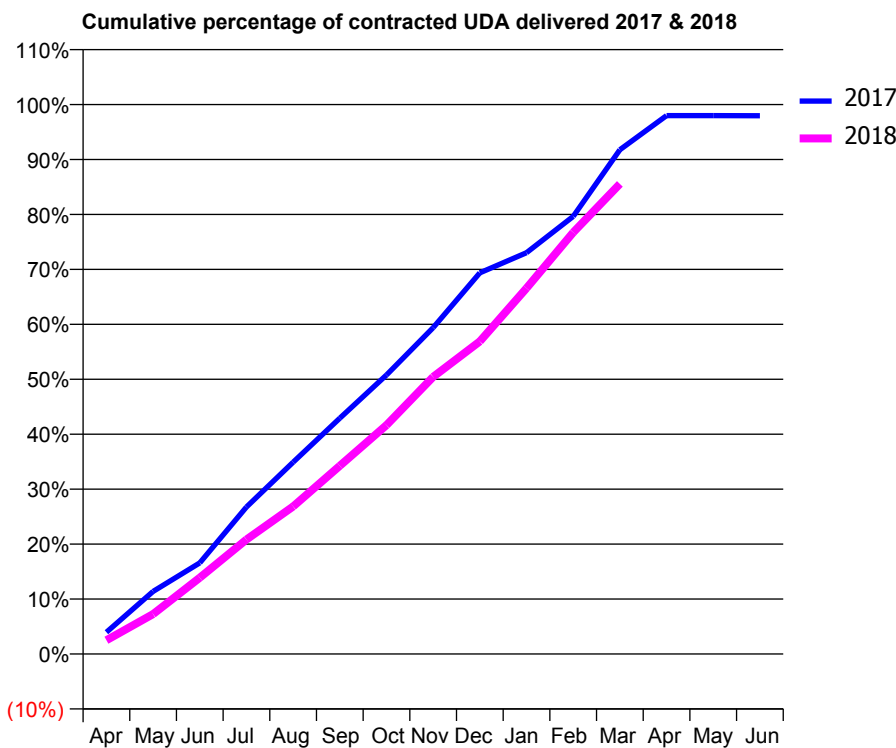
17/18 Contracted general activity (UDA)	15,249
Carry forward general activity (UDA)	0
17/18 Contracted orthodontic activity (UOA)	0
Carry forward orthodontic activity (UOA)	0
Baseline contract value	£425,164.24

ACCESS*

Patients seen in 24 months	Total	Change since previous quarter
Quarter ending March 2017	3,428	
Quarter ending June 2017	3,389	↓
Quarter ending September 2017	3,376	→
Quarter ending December 2017	3,371	→
Quarter ending March 2018	3,458	↑
Variance since March 2017	0.9%	→



ACTIVITY



Month	Adjusted Scheduled Activity (UDA)	
	2017	2018
April	479	383
May	1,379	1,107
June	2,006	2,118
July	3,236	3,178
August	4,225	4,093
September	5,193	5,222
October	6,144	6,353
November	7,189	7,691
December	8,396	8,675
January	8,838	10,151
February	9,638	11,700
March	11,107	13,047
April	11,856	
May	11,856	
June	11,855	

QUALITY

	Quantity	Base Number	Contract	AT	Region	England
% of FP17s for the same patient ID Re-attending within 3 months - Children	79	1,204	6.6%	9.7%	11.6%	11.9%
% of FP17s for the same patient ID Re-attending within 3 months - Adults	453	3,602	12.6%	14.2%	15.4%	16.0%
% of FP17s for the same patient ID Re-attending between 3 & 9 months - Children	632	1,204	52.5%	61.1%	59.4%	58.3%
% of FP17s for the same patient ID Re-attending between 3 & 9 months - Adults	1,681	3,602	46.7%	52.6%	51.3%	50.3%
% of FP17s for Band 1 Urgent Courses	85	4,593	1.9%	7.2%	8.0%	9.1%
% of FP17s Relating to Free Repair or Replacements	71	4,593	1.5%	0.8%	0.8%	0.8%
% of FP17s Relating to Continuations	200	4,593	4.4%	1.1%	1.0%	1.0%
% of Patients satisfied with the dentistry they have received	5	6	N/A	91.9%	91.7%	91.5%
% of Patients satisfied with the time they had to wait for an appointment	6	6	N/A	86.8%	88.3%	87.9%

* This is based on patients treated on this contract for their most recent course of treatment. Figures in italics indicate the base number of FP17s or Patient Questionnaire responses are less than 100. N/A is shown where the base number of responses is less than 10 during the period. % is calculated as Quantity/Base number*100

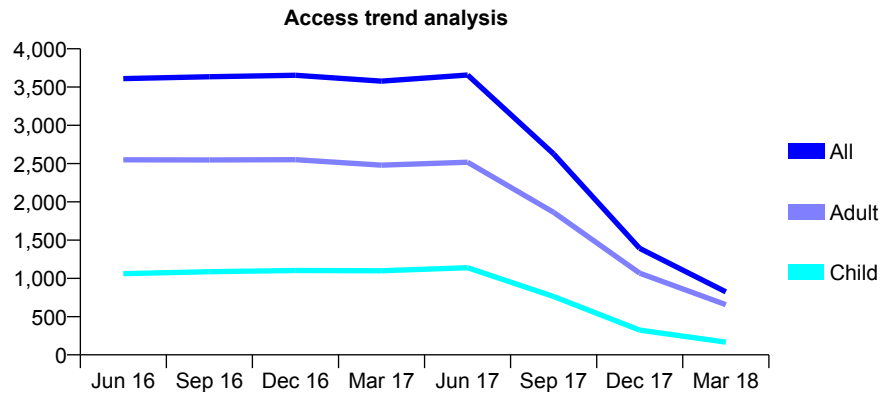
Q59 - Vital Signs At a Glance Contract Report for 118060/0020 - March 2018

Name or company name	Genix Healthcare Ltd
Contract type name	PDS Plus Contract
Purpose of contract	General
Contract start date	01/07/2010
Contract end date	30/06/2017

17/18 Contracted general activity (UDA)	3,125
Carry forward general activity (UDA)	0
17/18 Contracted orthodontic activity (UOA)	0
Carry forward orthodontic activity (UOA)	0
Baseline contract value	£42,350.88

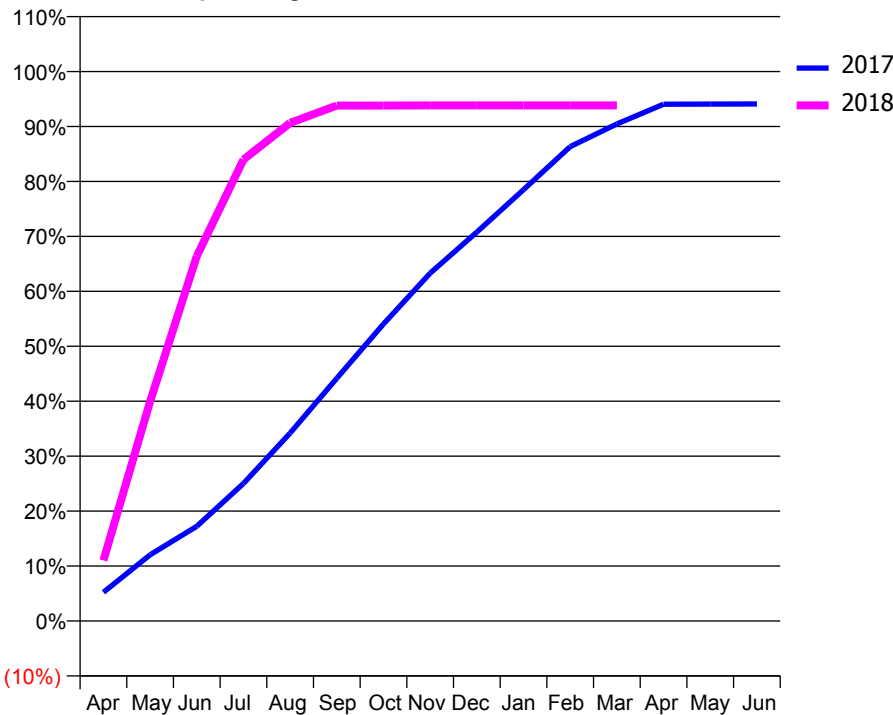
ACCESS*

Patients seen in 24 months	Total	Change since previous quarter
Quarter ending March 2017	3,578	
Quarter ending June 2017	3,657	↑
Quarter ending September 2017	2,626	↓
Quarter ending December 2017	1,391	↓
Quarter ending March 2018	824	↓
Variance since March 2017	(77.0%)	↓



ACTIVITY

Cumulative percentage of contracted UDA delivered 2017 & 2018



Month	Adjusted Scheduled Activity (UDA)	
	2017	2018
April	654	345
May	1,505	1,249
June	2,154	2,075
July	3,128	2,624
August	4,276	2,833
September	5,521	2,931
October	6,756	2,931
November	7,912	2,932
December	8,848	2,932
January	9,811	2,932
February	10,790	2,932
March	11,306	2,932
April	11,757	
May	11,759	
June	11,763	

QUALITY

	Quantity	Base Number	Contract	AT	Region	England
% of FP17s for the same patient ID Re-attending within 3 months - Children	37	525	7.0%	9.7%	11.6%	11.9%
% of FP17s for the same patient ID Re-attending within 3 months - Adults	106	1,049	10.1%	14.2%	15.4%	16.0%
% of FP17s for the same patient ID Re-attending between 3 & 9 months - Children	342	525	65.1%	61.1%	59.4%	58.3%
% of FP17s for the same patient ID Re-attending between 3 & 9 months - Adults	573	1,049	54.6%	52.6%	51.3%	50.3%
% of FP17s for Band 1 Urgent Courses	80	1,286	6.2%	7.2%	8.0%	9.1%
% of FP17s Relating to Free Repair or Replacements	0	1,286	0.0%	0.8%	0.8%	0.8%
% of FP17s Relating to Continuations	0	1,286	0.0%	1.1%	1.0%	1.0%
% of Patients satisfied with the dentistry they have received	2	2	N/A	91.9%	91.7%	91.5%
% of Patients satisfied with the time they had to wait for an appointment	2	2	N/A	86.8%	88.3%	87.9%

* This is based on patients treated on this contract for their most recent course of treatment. Figures in italics indicate the base number of FP17s or Patient Questionnaire responses are less than 100. N/A is shown where the base number of responses is less than 10 during the period. % is calculated as Quantity/Base number*100

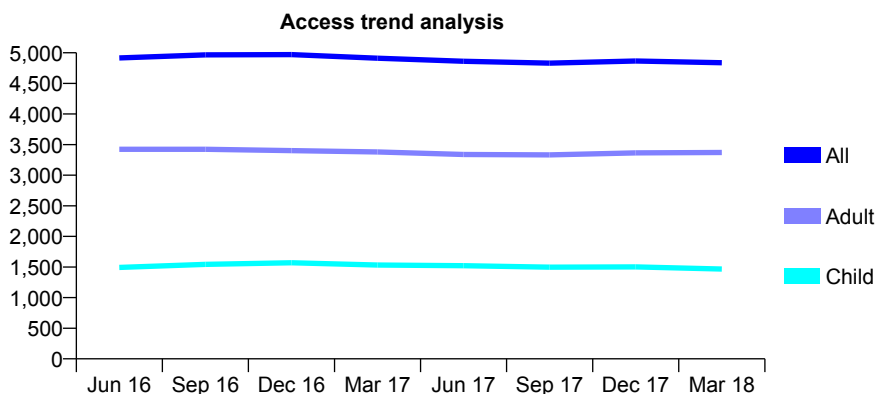
Q59 - Vital Signs At a Glance Contract Report for 118281/0001 - March 2018

Name or company name	Dr V Hindocha
Contract type name	GDS Contract
Purpose of contract	General
Contract start date	01/01/2014
Contract end date	

17/18 Contracted general activity (UDA)	16,178
Carry forward general activity (UDA)	-242
17/18 Contracted orthodontic activity (UOA)	0
Carry forward orthodontic activity (UOA)	0
Baseline contract value	£401,510.16

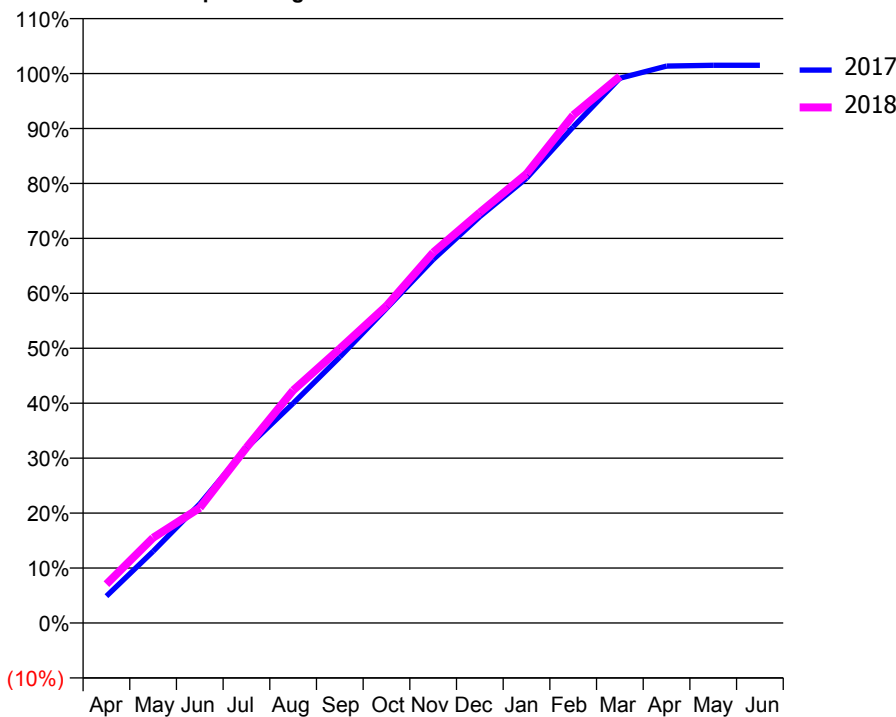
ACCESS*

Patients seen in 24 months	Total	Change since previous quarter
Quarter ending March 2017	4,912	
Quarter ending June 2017	4,861	↓
Quarter ending September 2017	4,831	→
Quarter ending December 2017	4,867	→
Quarter ending March 2018	4,838	→
Variance since March 2017	(1.5%)	↓



ACTIVITY

Cumulative percentage of contracted UDA delivered 2017 & 2018



Month	Adjusted Scheduled Activity (UDA)	
	2017	2018
April	792	1,145
May	2,110	2,510
June	3,507	3,391
July	5,151	5,163
August	6,468	6,848
September	7,832	8,078
October	9,263	9,338
November	10,699	10,910
December	11,962	12,086
January	13,096	13,224
February	14,605	14,951
March	16,038	16,094
April	16,395	
May	16,420	
June	16,420	

QUALITY

	Quantity	Base Number	Contract	AT	Region	England
% of FP17s for the same patient ID Re-attending within 3 months - Children	215	2,679	8.0%	9.7%	11.6%	11.9%
% of FP17s for the same patient ID Re-attending within 3 months - Adults	738	5,555	13.3%	14.2%	15.4%	16.0%
% of FP17s for the same patient ID Re-attending between 3 & 9 months - Children	1,917	2,679	71.6%	61.1%	59.4%	58.3%
% of FP17s for the same patient ID Re-attending between 3 & 9 months - Adults	3,582	5,555	64.5%	52.6%	51.3%	50.3%
% of FP17s for Band 1 Urgent Courses	540	8,006	6.7%	7.2%	8.0%	9.1%
% of FP17s Relating to Free Repair or Replacements	43	8,006	0.5%	0.8%	0.8%	0.8%
% of FP17s Relating to Continuations	13	8,006	0.2%	1.1%	1.0%	1.0%
% of Patients satisfied with the dentistry they have received	10	12	83.3%	91.9%	91.7%	91.5%
% of Patients satisfied with the time they had to wait for an appointment	12	12	100.0%	86.8%	88.3%	87.9%

* This is based on patients treated on this contract for their most recent course of treatment. Figures in italics indicate the base number of FP17s or Patient Questionnaire responses are less than 100. N/A is shown where the base number of responses is less than 10 during the period. % is calculated as Quantity/Base number*100

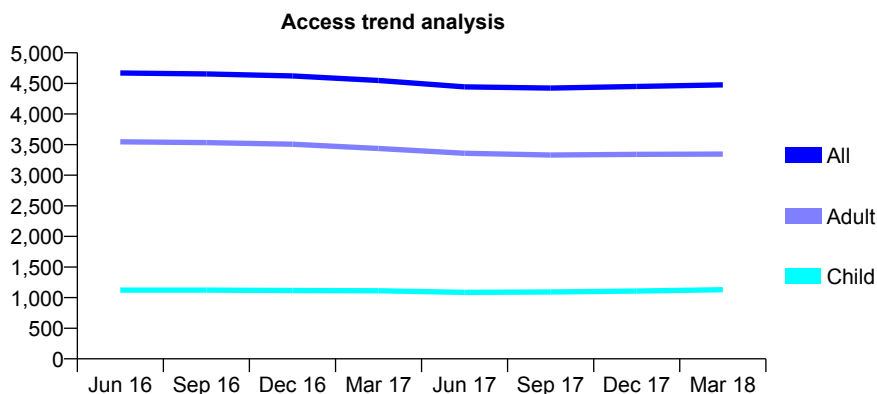
Q59 - Vital Signs At a Glance Contract Report for 118389/0001 - March 2018

Name or company name	Ishak Practices Limited
Contract type name	GDS Contract
Purpose of contract	General
Contract start date	01/10/2007
Contract end date	

17/18 Contracted general activity (UDA)	15,000
Carry forward general activity (UDA)	550
17/18 Contracted orthodontic activity (UOA)	0
Carry forward orthodontic activity (UOA)	0
Baseline contract value	£426,048.79

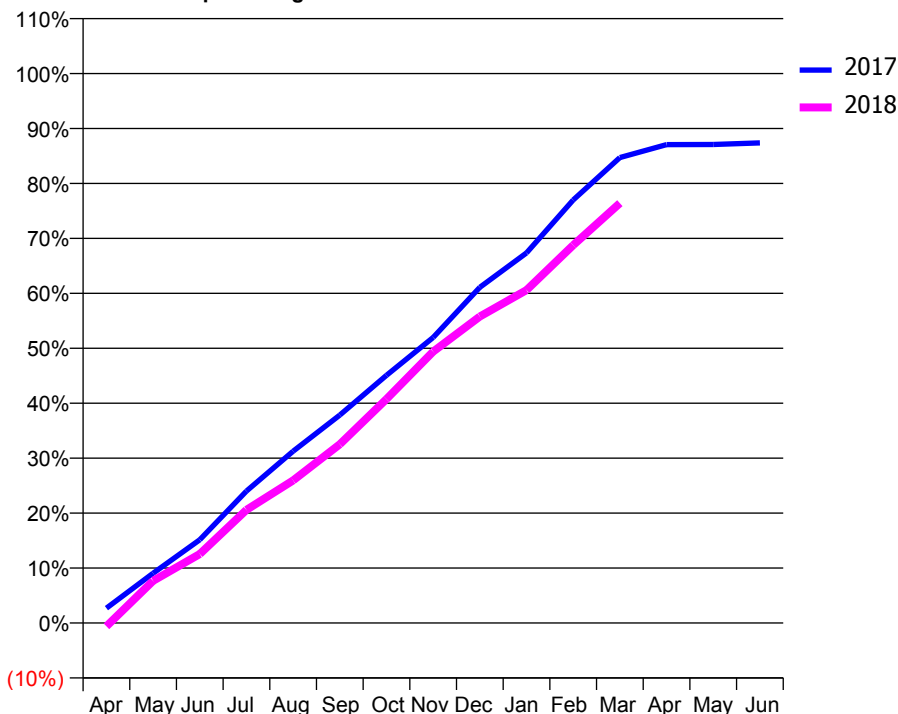
ACCESS*

Patients seen in 24 months	Total	Change since previous quarter
Quarter ending March 2017	4,548	
Quarter ending June 2017	4,444	↓
Quarter ending September 2017	4,423	→
Quarter ending December 2017	4,449	→
Quarter ending March 2018	4,475	→
Variance since March 2017	(1.6%)	↓



ACTIVITY

Cumulative percentage of contracted UDA delivered 2017 & 2018



Month	Adjusted Scheduled Activity (UDA)	
	2017	2018
April	405	-93
May	1,361	1,151
June	2,274	1,884
July	3,601	3,088
August	4,690	3,893
September	5,675	4,880
October	6,760	6,114
November	7,796	7,411
December	9,165	8,366
January	10,103	9,087
February	11,549	10,315
March	12,704	11,462
April	13,058	
May	13,063	
June	13,106	

QUALITY

	Quantity	Base Number	Contract	AT	Region	England
% of FP17s for the same patient ID Re-attending within 3 months - Children	93	1,588	5.9%	9.7%	11.6%	11.9%
% of FP17s for the same patient ID Re-attending within 3 months - Adults	678	4,534	15.0%	14.2%	15.4%	16.0%
% of FP17s for the same patient ID Re-attending between 3 & 9 months - Children	963	1,588	60.6%	61.1%	59.4%	58.3%
% of FP17s for the same patient ID Re-attending between 3 & 9 months - Adults	2,363	4,534	52.1%	52.6%	51.3%	50.3%
% of FP17s for Band 1 Urgent Courses	519	5,928	8.8%	7.2%	8.0%	9.1%
% of FP17s Relating to Free Repair or Replacements	31	5,928	0.5%	0.8%	0.8%	0.8%
% of FP17s Relating to Continuations	41	5,928	0.7%	1.1%	1.0%	1.0%
% of Patients satisfied with the dentistry they have received	8	10	80.0%	91.9%	91.7%	91.5%
% of Patients satisfied with the time they had to wait for an appointment	9	10	90.0%	86.8%	88.3%	87.9%

* This is based on patients treated on this contract for their most recent course of treatment. Figures in italics indicate the base number of FP17s or Patient Questionnaire responses are less than 100. N/A is shown where the base number of responses is less than 10 during the period. % is calculated as Quantity/Base number*100

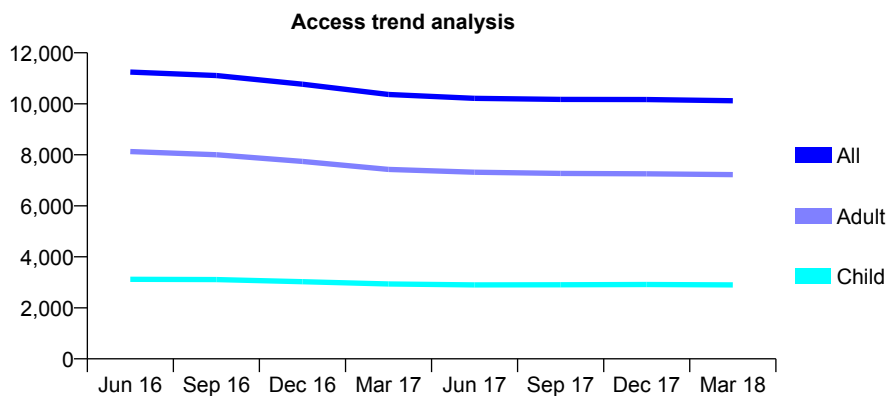
Q59 - Vital Signs At a Glance Contract Report for 118680/0003 - March 2018

Name or company name	Mr P Sitlu & Mr I Bhyat
Contract type name	GDS Contract
Purpose of contract	General and Orthodontic
Contract start date	09/12/2008
Contract end date	

17/18 Contracted general activity (UDA)	30,622
Carry forward general activity (UDA)	0
17/18 Contracted orthodontic activity (UOA)	895
Carry forward orthodontic activity (UOA)	16
Baseline contract value	£685,068.65

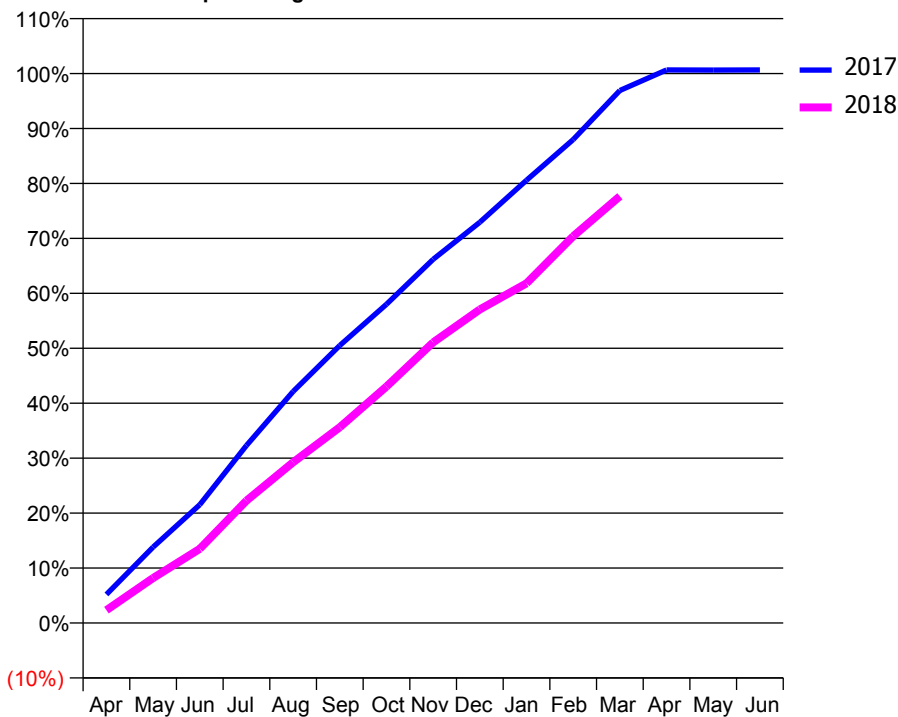
ACCESS*

Patients seen in 24 months	Total	Change since previous quarter
Quarter ending March 2017	10,365	
Quarter ending June 2017	10,214	↓
Quarter ending September 2017	10,175	→
Quarter ending December 2017	10,169	→
Quarter ending March 2018	10,119	→
Variance since March 2017	(2.4%)	↓



ACTIVITY

Cumulative percentage of contracted UDA delivered 2017 & 2018



Month	Adjusted Scheduled Activity (UDA)	
	2017	2018
April	1,236	719
May	3,288	2,507
June	5,121	4,135
July	7,681	6,819
August	10,021	8,961
September	12,009	10,914
October	13,790	13,178
November	15,737	15,638
December	17,337	17,477
January	19,158	18,930
February	20,918	21,557
March	23,040	23,781
April	23,928	
May	23,920	
June	23,926	

QUALITY

	Quantity	Base Number	Contract	AT	Region	England
% of FP17s for the same patient ID Re-attending within 3 months - Children	466	4,878	9.6%	9.7%	11.6%	11.9%
% of FP17s for the same patient ID Re-attending within 3 months - Adults	1,205	10,218	11.8%	14.2%	15.4%	16.0%
% of FP17s for the same patient ID Re-attending between 3 & 9 months - Children	3,059	4,878	62.7%	61.1%	59.4%	58.3%
% of FP17s for the same patient ID Re-attending between 3 & 9 months - Adults	5,655	10,218	55.3%	52.6%	51.3%	50.3%
% of FP17s for Band 1 Urgent Courses	879	14,414	6.1%	7.2%	8.0%	9.1%
% of FP17s Relating to Free Repair or Replacements	104	14,414	0.7%	0.8%	0.8%	0.8%
% of FP17s Relating to Continuations	70	14,414	0.5%	1.1%	1.0%	1.0%
% of Patients satisfied with the dentistry they have received	13	14	92.9%	91.9%	91.7%	91.5%
% of Patients satisfied with the time they had to wait for an appointment	14	14	100.0%	86.8%	88.3%	87.9%

* This is based on patients treated on this contract for their most recent course of treatment. Figures in italics indicate the base number of FP17s or Patient Questionnaire responses are less than 100. N/A is shown where the base number of responses is less than 10 during the period. % is calculated as Quantity/Base number*100

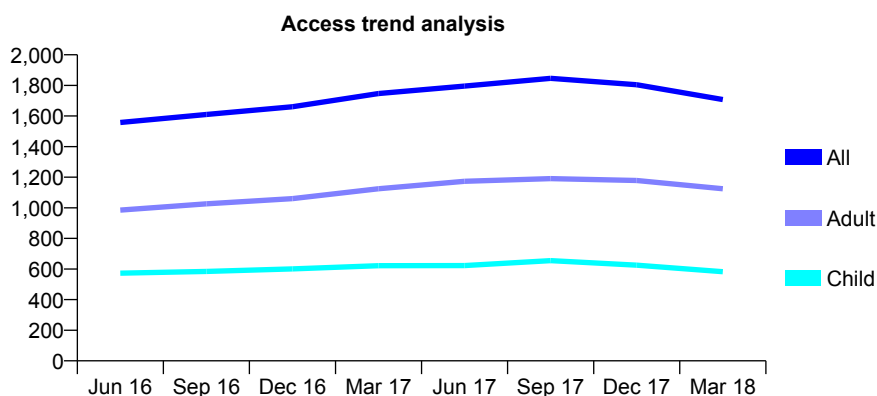
Q59 - Vital Signs At a Glance Contract Report for 121789/0001 - March 2018

Name or company name	Mr C Lucas, Mr M Hamburger, R Ingledeu
Contract type name	GDS Contract
Purpose of contract	General and Orthodontic
Contract start date	01/04/2012
Contract end date	

17/18 Contracted general activity (UDA)	4,345
Carry forward general activity (UDA)	-103
17/18 Contracted orthodontic activity (UOA)	1,361
Carry forward orthodontic activity (UOA)	2
Baseline contract value	£210,443.98

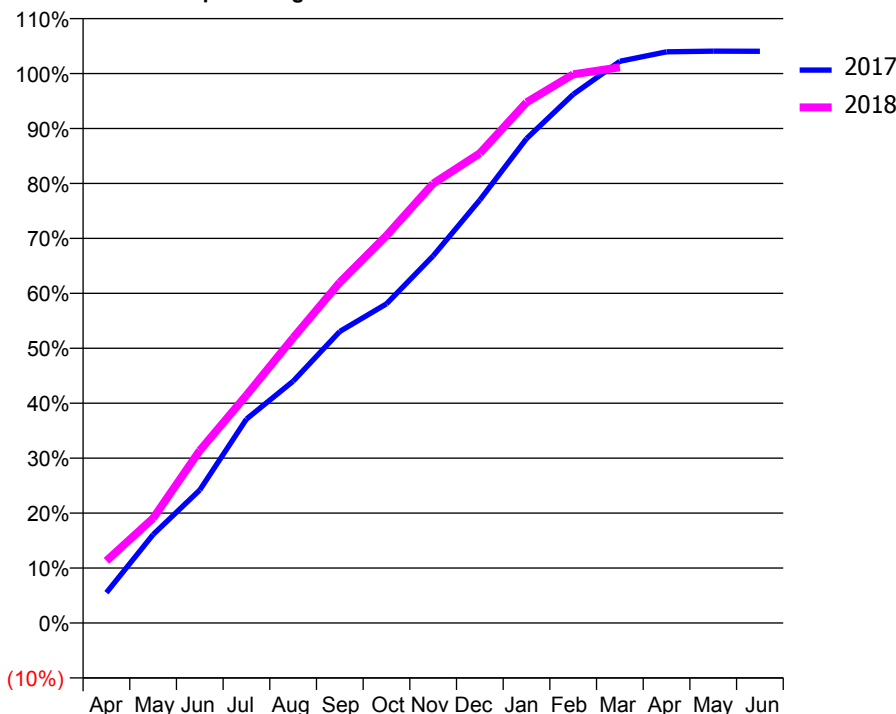
ACCESS*

Patients seen in 24 months	Total	Change since previous quarter
Quarter ending March 2017	1,747	
Quarter ending June 2017	1,796	↑
Quarter ending September 2017	1,846	↑
Quarter ending December 2017	1,804	↓
Quarter ending March 2018	1,708	↓
Variance since March 2017	(2.2%)	↓



ACTIVITY

Cumulative percentage of contracted UDA delivered 2017 & 2018



Adjusted Scheduled Activity (UDA)

Month	2017	2018
April	284	492
May	829	828
June	1,245	1,363
July	1,910	1,801
August	2,265	2,255
September	2,730	2,693
October	2,988	3,064
November	3,438	3,475
December	3,960	3,714
January	4,535	4,117
February	4,950	4,339
March	5,259	4,394
April	5,348	
May	5,355	
June	5,354	

QUALITY

	Quantity	Base Number	Contract	AT	Region	England
% of FP17s for the same patient ID Re-attending within 3 months - Children	66	849	7.8%	9.7%	11.6%	11.9%
% of FP17s for the same patient ID Re-attending within 3 months - Adults	229	1,340	17.1%	14.2%	15.4%	16.0%
% of FP17s for the same patient ID Re-attending between 3 & 9 months - Children	322	849	37.9%	61.1%	59.4%	58.3%
% of FP17s for the same patient ID Re-attending between 3 & 9 months - Adults	671	1,340	50.1%	52.6%	51.3%	50.3%
% of FP17s for Band 1 Urgent Courses	202	2,007	10.1%	7.2%	8.0%	9.1%
% of FP17s Relating to Free Repair or Replacements	26	2,007	1.3%	0.8%	0.8%	0.8%
% of FP17s Relating to Continuations	45	2,007	2.2%	1.1%	1.0%	1.0%
% of Patients satisfied with the dentistry they have received	4	4	N/A	91.9%	91.7%	91.5%
% of Patients satisfied with the time they had to wait for an appointment	4	4	N/A	86.8%	88.3%	87.9%

* This is based on patients treated on this contract for their most recent course of treatment. Figures in italics indicate the base number of FP17s or Patient Questionnaire responses are less than 100. N/A is shown where the base number of responses is less than 10 during the period. % is calculated as Quantity/Base number*100

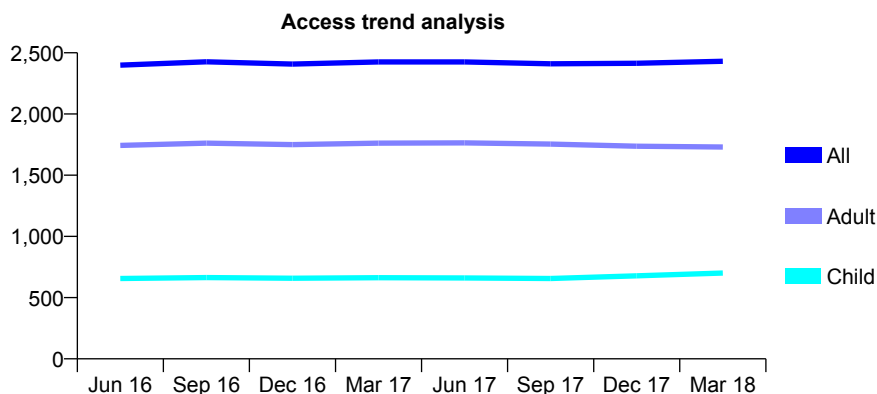
Q59 - Vital Signs At a Glance Contract Report for 123218/0001 - March 2018

Name or company name	Dayadent Limited
Contract type name	GDS Contract
Purpose of contract	General and Orthodontic
Contract start date	01/04/2008
Contract end date	

17/18 Contracted general activity (UDA)	4,952
Carry forward general activity (UDA)	22
17/18 Contracted orthodontic activity (UOA)	1,663
Carry forward orthodontic activity (UOA)	28
Baseline contract value	£277,154.51

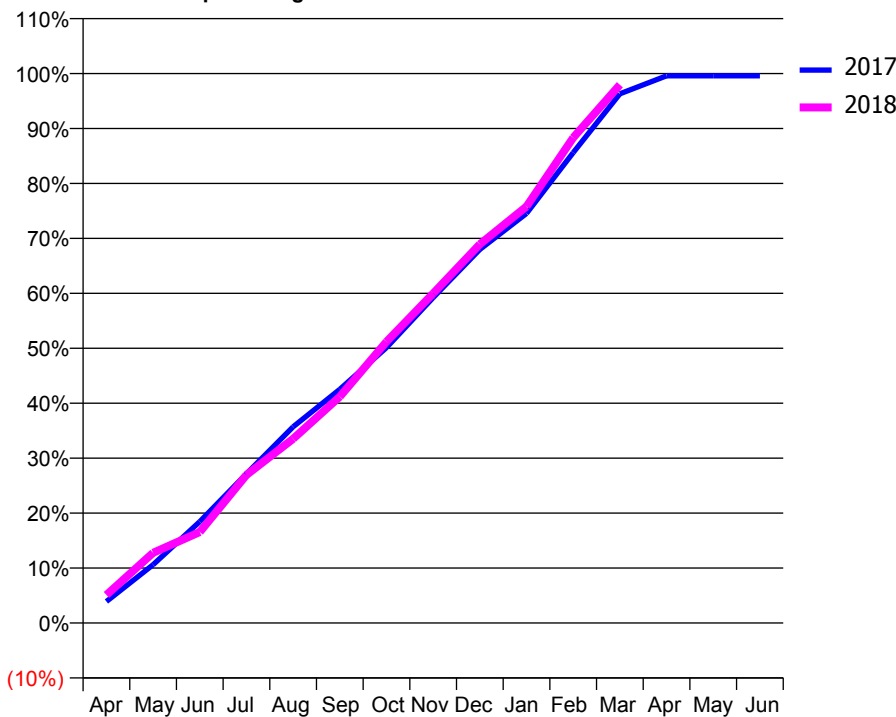
ACCESS*

Patients seen in 24 months	Total	Change since previous quarter
Quarter ending March 2017	2,425	
Quarter ending June 2017	2,425	→
Quarter ending September 2017	2,410	→
Quarter ending December 2017	2,415	→
Quarter ending March 2018	2,431	→
Variance since March 2017	0.2%	→



ACTIVITY

Cumulative percentage of contracted UDA delivered 2017 & 2018



Month	Adjusted Scheduled Activity (UDA)	
	2017	2018
April	214	253
May	579	632
June	1,007	820
July	1,481	1,334
August	1,947	1,660
September	2,318	2,039
October	2,733	2,535
November	3,229	2,970
December	3,707	3,414
January	4,064	3,753
February	4,667	4,373
March	5,251	4,850
April	5,430	
May	5,430	
June	5,430	

QUALITY

	Quantity	Base Number	Contract	AT	Region	England
% of FP17s for the same patient ID Re-attending within 3 months - Children	73	1,188	6.1%	9.7%	11.6%	11.9%
% of FP17s for the same patient ID Re-attending within 3 months - Adults	121	1,920	6.3%	14.2%	15.4%	16.0%
% of FP17s for the same patient ID Re-attending between 3 & 9 months - Children	643	1,188	54.1%	61.1%	59.4%	58.3%
% of FP17s for the same patient ID Re-attending between 3 & 9 months - Adults	795	1,920	41.4%	52.6%	51.3%	50.3%
% of FP17s for Band 1 Urgent Courses	86	1,755	4.9%	7.2%	8.0%	9.1%
% of FP17s Relating to Free Repair or Replacements	11	1,755	0.6%	0.8%	0.8%	0.8%
% of FP17s Relating to Continuations	4	1,755	0.2%	1.1%	1.0%	1.0%
% of Patients satisfied with the dentistry they have received	1	1	N/A	91.9%	91.7%	91.5%
% of Patients satisfied with the time they had to wait for an appointment	1	1	N/A	86.8%	88.3%	87.9%

* This is based on patients treated on this contract for their most recent course of treatment. Figures in italics indicate the base number of FP17s or Patient Questionnaire responses are less than 100. N/A is shown where the base number of responses is less than 10 during the period. % is calculated as Quantity/Base number*100

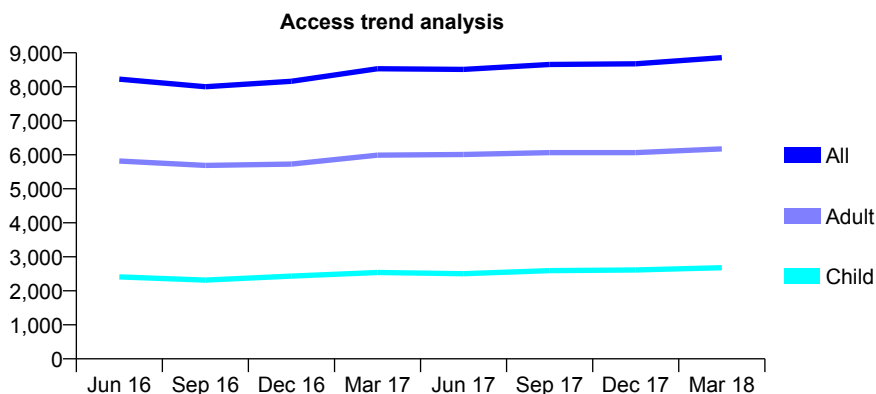
Q59 - Vital Signs At a Glance Contract Report for 124346/0001 - March 2018

Name or company name	Saffron Lane Dental Ltd
Contract type name	GDS Contract
Purpose of contract	General
Contract start date	01/06/2013
Contract end date	

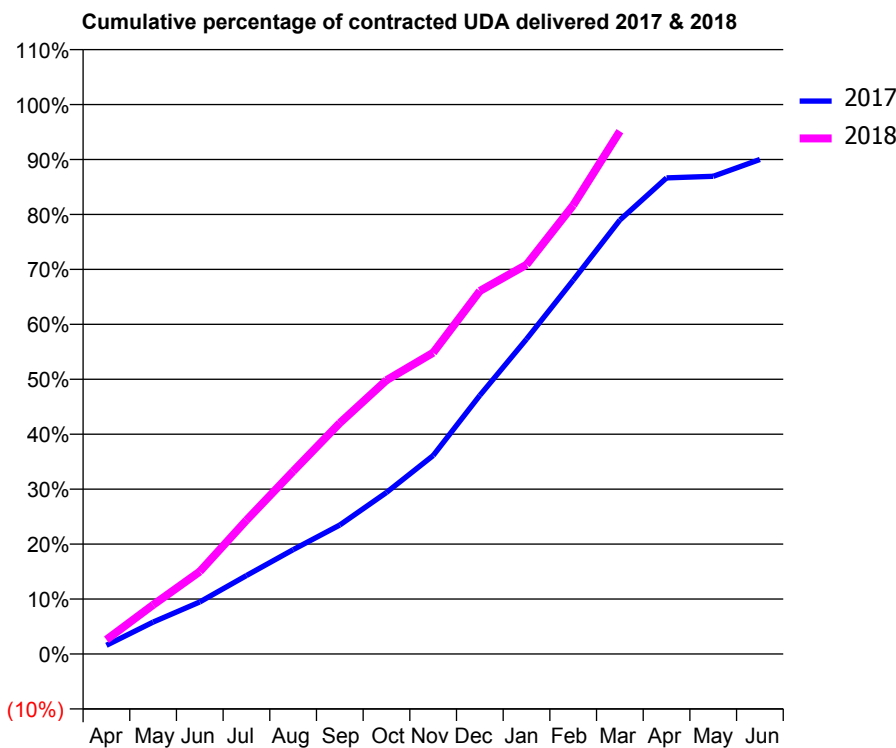
17/18 Contracted general activity (UDA)	26,153
Carry forward general activity (UDA)	0
17/18 Contracted orthodontic activity (UOA)	0
Carry forward orthodontic activity (UOA)	0
Baseline contract value	£565,020.30

ACCESS*

Patients seen in 24 months	Total	Change since previous quarter
Quarter ending March 2017	8,530	
Quarter ending June 2017	8,513	→
Quarter ending September 2017	8,656	→
Quarter ending December 2017	8,676	→
Quarter ending March 2018	8,855	↑
Variance since March 2017	3.8%	↑



ACTIVITY



Month	Adjusted Scheduled Activity (UDA)	
	2017	2018
April	416	684
May	1,520	2,336
June	2,479	3,928
July	3,733	6,371
August	4,968	8,701
September	6,139	10,995
October	7,686	13,033
November	9,444	14,338
December	12,312	17,276
January	14,986	18,532
February	17,789	21,360
March	20,655	24,879
April	22,661	
May	22,735	
June	23,539	

QUALITY

	Quantity	Base Number	Contract	AT	Region	England
% of FP17s for the same patient ID Re-attending within 3 months - Children	276	3,790	7.3%	9.7%	11.6%	11.9%
% of FP17s for the same patient ID Re-attending within 3 months - Adults	1,342	8,673	15.5%	14.2%	15.4%	16.0%
% of FP17s for the same patient ID Re-attending between 3 & 9 months - Children	2,102	3,790	55.5%	61.1%	59.4%	58.3%
% of FP17s for the same patient ID Re-attending between 3 & 9 months - Adults	4,349	8,673	50.1%	52.6%	51.3%	50.3%
% of FP17s for Band 1 Urgent Courses	1,280	11,075	11.6%	7.2%	8.0%	9.1%
% of FP17s Relating to Free Repair or Replacements	145	11,075	1.3%	0.8%	0.8%	0.8%
% of FP17s Relating to Continuations	115	11,075	1.0%	1.1%	1.0%	1.0%
% of Patients satisfied with the dentistry they have received	7	7	N/A	91.9%	91.7%	91.5%
% of Patients satisfied with the time they had to wait for an appointment	4	7	N/A	86.8%	88.3%	87.9%

* This is based on patients treated on this contract for their most recent course of treatment. Figures in italics indicate the base number of FP17s or Patient Questionnaire responses are less than 100. N/A is shown where the base number of responses is less than 10 during the period. % is calculated as Quantity/Base number*100

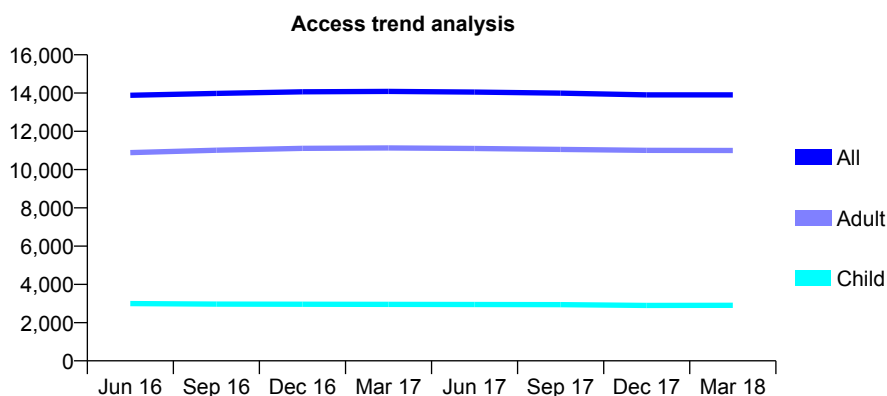
Q59 - Vital Signs At a Glance Contract Report for 126071/0001 - March 2018

Name or company name	Wilson, Edwards & Sanghi
Contract type name	GDS Contract
Purpose of contract	General and Orthodontic
Contract start date	01/04/2006
Contract end date	

17/18 Contracted general activity (UDA)	37,524
Carry forward general activity (UDA)	0
17/18 Contracted orthodontic activity (UOA)	1,351
Carry forward orthodontic activity (UOA)	0
Baseline contract value	£978,293.27

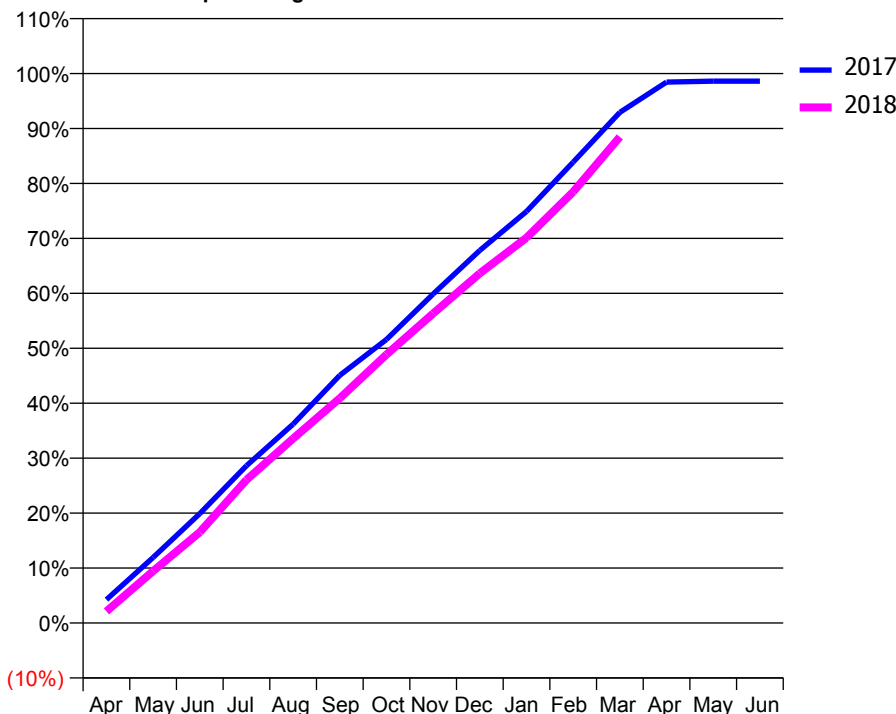
ACCESS*

Patients seen in 24 months	Total	Change since previous quarter
Quarter ending March 2017	14,083	
Quarter ending June 2017	14,049	→
Quarter ending September 2017	13,993	→
Quarter ending December 2017	13,907	→
Quarter ending March 2018	13,903	→
Variance since March 2017	(1.3%)	↓



ACTIVITY

Cumulative percentage of contracted UDA delivered 2017 & 2018



Month	Adjusted Scheduled Activity (UDA)	
	2017	2018
April	1,601	799
May	4,474	3,550
June	7,475	6,201
July	10,743	9,777
August	13,579	12,597
September	16,916	15,351
October	19,367	18,333
November	22,465	21,138
December	25,449	23,879
January	28,104	26,310
February	31,472	29,447
March	34,871	33,200
April	36,936	
May	37,000	
June	37,004	

QUALITY

	Quantity	Base Number	Contract	AT	Region	England
% of FP17s for the same patient ID Re-attending within 3 months - Children	448	4,511	9.9%	9.7%	11.6%	11.9%
% of FP17s for the same patient ID Re-attending within 3 months - Adults	1,774	15,122	11.7%	14.2%	15.4%	16.0%
% of FP17s for the same patient ID Re-attending between 3 & 9 months - Children	2,632	4,511	58.3%	61.1%	59.4%	58.3%
% of FP17s for the same patient ID Re-attending between 3 & 9 months - Adults	7,905	15,122	52.3%	52.6%	51.3%	50.3%
% of FP17s for Band 1 Urgent Courses	1,113	18,360	6.1%	7.2%	8.0%	9.1%
% of FP17s Relating to Free Repair or Replacements	193	18,360	1.1%	0.8%	0.8%	0.8%
% of FP17s Relating to Continuations	124	18,360	0.7%	1.1%	1.0%	1.0%
% of Patients satisfied with the dentistry they have received	18	19	94.7%	91.9%	91.7%	91.5%
% of Patients satisfied with the time they had to wait for an appointment	19	19	100.0%	86.8%	88.3%	87.9%

* This is based on patients treated on this contract for their most recent course of treatment. Figures in italics indicate the base number of FP17s or Patient Questionnaire responses are less than 100. N/A is shown where the base number of responses is less than 10 during the period. % is calculated as Quantity/Base number*100

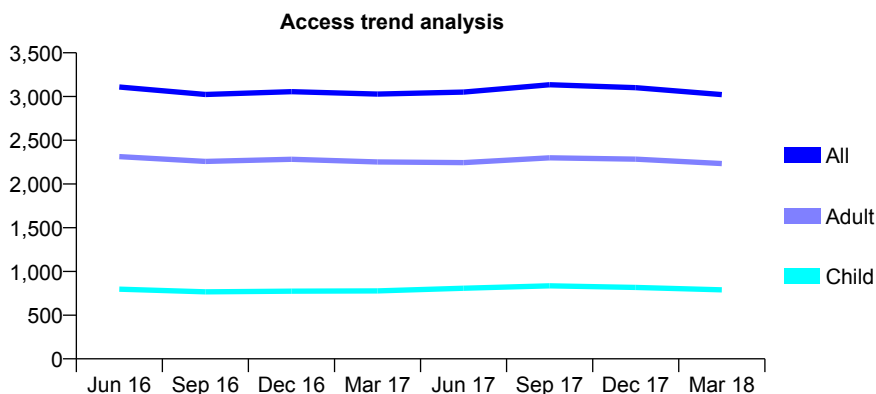
Q59 - Vital Signs At a Glance Contract Report for 126810/0001 - March 2018

Name or company name	Mr B Moroney & Ms N Whitley
Contract type name	GDS Contract
Purpose of contract	General
Contract start date	01/07/2010
Contract end date	

17/18 Contracted general activity (UDA)	8,976
Carry forward general activity (UDA)	-137
17/18 Contracted orthodontic activity (UOA)	0
Carry forward orthodontic activity (UOA)	0
Baseline contract value	£282,428.28

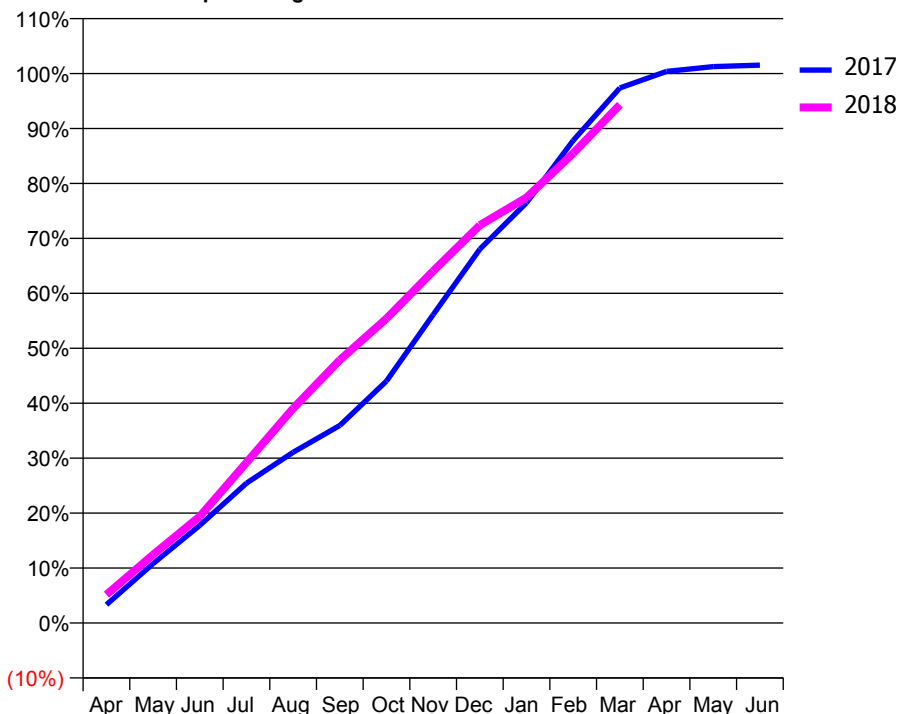
ACCESS*

Patients seen in 24 months	Total	Change since previous quarter
Quarter ending March 2017	3,028	
Quarter ending June 2017	3,051	→
Quarter ending September 2017	3,134	↑
Quarter ending December 2017	3,101	↓
Quarter ending March 2018	3,022	↓
Variance since March 2017	(0.2%)	→



ACTIVITY

Cumulative percentage of contracted UDA delivered 2017 & 2018



Adjusted Scheduled Activity (UDA)

Month	2017	2018
April	299	462
May	971	1,116
June	1,597	1,741
July	2,283	2,621
August	2,790	3,506
September	3,227	4,296
October	3,953	4,974
November	5,037	5,749
December	6,106	6,499
January	6,865	6,950
February	7,881	7,673
March	8,739	8,467
April	9,009	
May	9,089	
June	9,113	

QUALITY

	Quantity	Base Number	Contract	AT	Region	England
% of FP17s for the same patient ID Re-attending within 3 months - Children	57	1,032	5.5%	9.7%	11.6%	11.9%
% of FP17s for the same patient ID Re-attending within 3 months - Adults	326	2,685	12.1%	14.2%	15.4%	16.0%
% of FP17s for the same patient ID Re-attending between 3 & 9 months - Children	558	1,032	54.1%	61.1%	59.4%	58.3%
% of FP17s for the same patient ID Re-attending between 3 & 9 months - Adults	1,152	2,685	42.9%	52.6%	51.3%	50.3%
% of FP17s for Band 1 Urgent Courses	243	3,593	6.8%	7.2%	8.0%	9.1%
% of FP17s Relating to Free Repair or Replacements	21	3,593	0.6%	0.8%	0.8%	0.8%
% of FP17s Relating to Continuations	48	3,593	1.3%	1.1%	1.0%	1.0%
% of Patients satisfied with the dentistry they have received	4	5	N/A	91.9%	91.7%	91.5%
% of Patients satisfied with the time they had to wait for an appointment	4	5	N/A	86.8%	88.3%	87.9%

* This is based on patients treated on this contract for their most recent course of treatment. Figures in italics indicate the base number of FP17s or Patient Questionnaire responses are less than 100. N/A is shown where the base number of responses is less than 10 during the period. % is calculated as Quantity/Base number*100

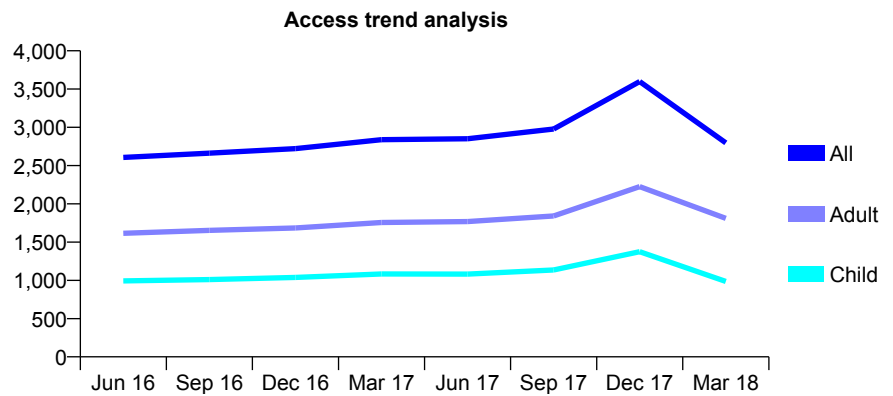
Q59 - Vital Signs At a Glance Contract Report for 127078/0001 - March 2018

Name or company name	The Whitehouse Surgery Ltd
Contract type name	GDS Contract
Purpose of contract	General
Contract start date	02/02/2009
Contract end date	

17/18 Contracted general activity (UDA)	7,884
Carry forward general activity (UDA)	-45
17/18 Contracted orthodontic activity (UOA)	0
Carry forward orthodontic activity (UOA)	0
Baseline contract value	£178,160.61

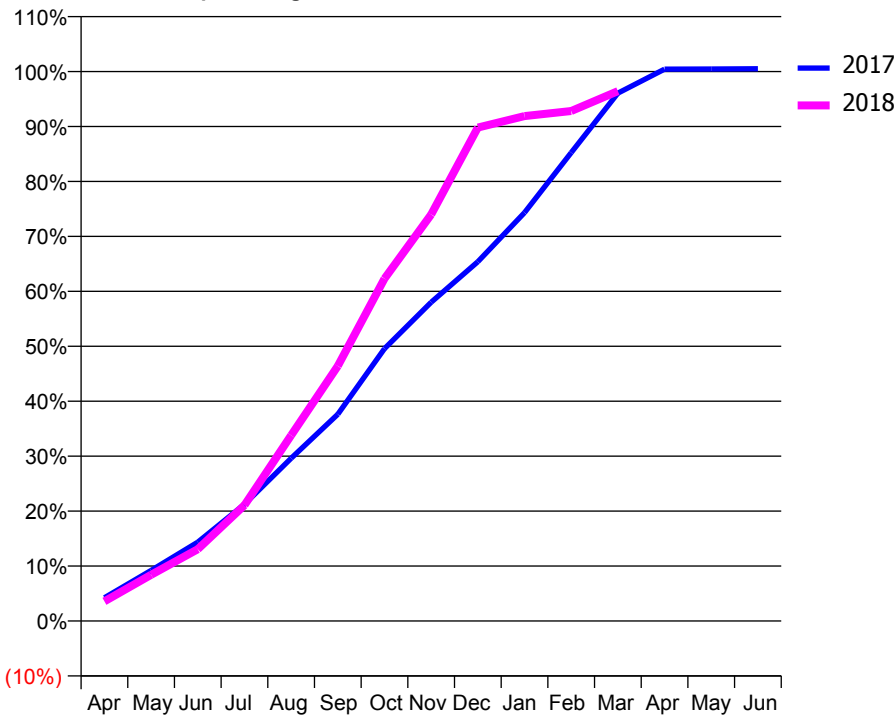
ACCESS*

Patients seen in 24 months	Total	Change since previous quarter
Quarter ending March 2017	2,839	
Quarter ending June 2017	2,850	→
Quarter ending September 2017	2,977	↑
Quarter ending December 2017	3,599	↑
Quarter ending March 2018	2,796	↓
Variance since March 2017	(1.5%)	↓



ACTIVITY

Cumulative percentage of contracted UDA delivered 2017 & 2018



Month	Adjusted Scheduled Activity (UDA)	
	2017	2018
April	385	282
May	838	663
June	1,305	1,030
July	1,930	1,661
August	2,690	2,664
September	3,418	3,660
October	4,503	4,913
November	5,270	5,832
December	5,940	7,080
January	6,751	7,245
February	7,743	7,317
March	8,726	7,601
April	9,123	
May	9,126	
June	9,129	

QUALITY

	Quantity	Base Number	Contract	AT	Region	England
% of FP17s for the same patient ID Re-attending within 3 months - Children	67	1,417	4.7%	9.7%	11.6%	11.9%
% of FP17s for the same patient ID Re-attending within 3 months - Adults	251	2,331	10.8%	14.2%	15.4%	16.0%
% of FP17s for the same patient ID Re-attending between 3 & 9 months - Children	502	1,417	35.4%	61.1%	59.4%	58.3%
% of FP17s for the same patient ID Re-attending between 3 & 9 months - Adults	729	2,331	31.3%	52.6%	51.3%	50.3%
% of FP17s for Band 1 Urgent Courses	216	3,446	6.3%	7.2%	8.0%	9.1%
% of FP17s Relating to Free Repair or Replacements	9	3,446	0.3%	0.8%	0.8%	0.8%
% of FP17s Relating to Continuations	21	3,446	0.6%	1.1%	1.0%	1.0%
% of Patients satisfied with the dentistry they have received	1	1	N/A	91.9%	91.7%	91.5%
% of Patients satisfied with the time they had to wait for an appointment	0	1	N/A	86.8%	88.3%	87.9%

* This is based on patients treated on this contract for their most recent course of treatment. Figures in italics indicate the base number of FP17s or Patient Questionnaire responses are less than 100. N/A is shown where the base number of responses is less than 10 during the period. % is calculated as Quantity/Base number*100

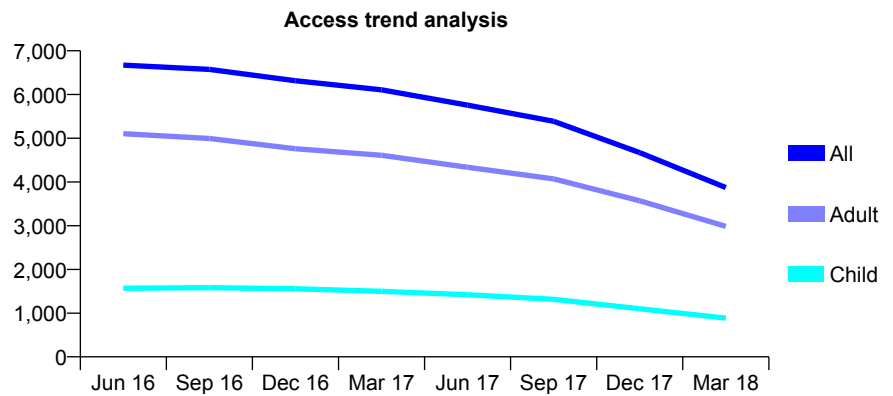
Q59 - Vital Signs At a Glance Contract Report for 127337/0001 - March 2018

Name or company name	1A Dental Practice Ltd
Contract type name	PDS Plus Contract
Purpose of contract	General
Contract start date	13/09/2010
Contract end date	31/08/2017

17/18 Contracted general activity (UDA)	8,750
Carry forward general activity (UDA)	0
17/18 Contracted orthodontic activity (UOA)	0
Carry forward orthodontic activity (UOA)	0
Baseline contract value	£108,761.05

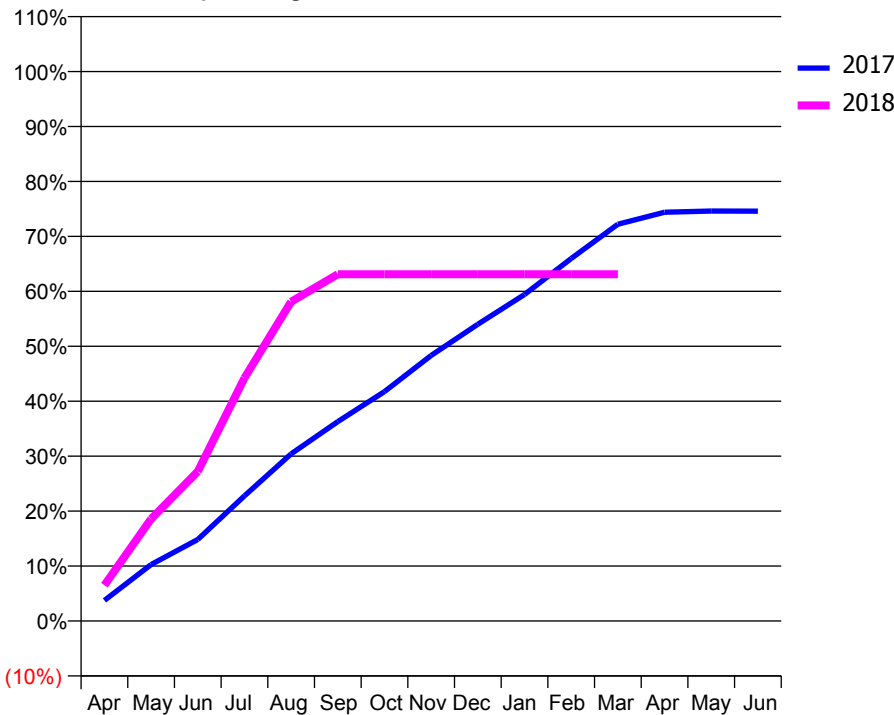
ACCESS*

Patients seen in 24 months	Total	Change since previous quarter
Quarter ending March 2017	6,108	
Quarter ending June 2017	5,756	↓
Quarter ending September 2017	5,387	↓
Quarter ending December 2017	4,672	↓
Quarter ending March 2018	3,872	↓
Variance since March 2017	(36.6%)	↓



ACTIVITY

Cumulative percentage of contracted UDA delivered 2017 & 2018



Month	Adjusted Scheduled Activity (UDA)	
	2017	2018
April	788	570
May	2,159	1,624
June	3,114	2,381
July	4,785	3,870
August	6,387	5,085
September	7,619	5,523
October	8,768	5,523
November	10,147	5,523
December	11,341	5,523
January	12,476	5,523
February	13,855	5,523
March	15,163	5,523
April	15,622	
May	15,666	
June	15,660	

QUALITY

	Quantity	Base Number	Contract	AT	Region	England
% of FP17s for the same patient ID Re-attending within 3 months - Children	44	575	7.7%	9.7%	11.6%	11.9%
% of FP17s for the same patient ID Re-attending within 3 months - Adults	325	1,918	16.9%	14.2%	15.4%	16.0%
% of FP17s for the same patient ID Re-attending between 3 & 9 months - Children	223	575	38.8%	61.1%	59.4%	58.3%
% of FP17s for the same patient ID Re-attending between 3 & 9 months - Adults	647	1,918	33.7%	52.6%	51.3%	50.3%
% of FP17s for Band 1 Urgent Courses	394	2,317	17.0%	7.2%	8.0%	9.1%
% of FP17s Relating to Free Repair or Replacements	49	2,317	2.1%	0.8%	0.8%	0.8%
% of FP17s Relating to Continuations	77	2,317	3.3%	1.1%	1.0%	1.0%
% of Patients satisfied with the dentistry they have received	11	11	100.0%	91.9%	91.7%	91.5%
% of Patients satisfied with the time they had to wait for an appointment	10	11	90.9%	86.8%	88.3%	87.9%

* This is based on patients treated on this contract for their most recent course of treatment. Figures in italics indicate the base number of FP17s or Patient Questionnaire responses are less than 100. N/A is shown where the base number of responses is less than 10 during the period. % is calculated as Quantity/Base number*100

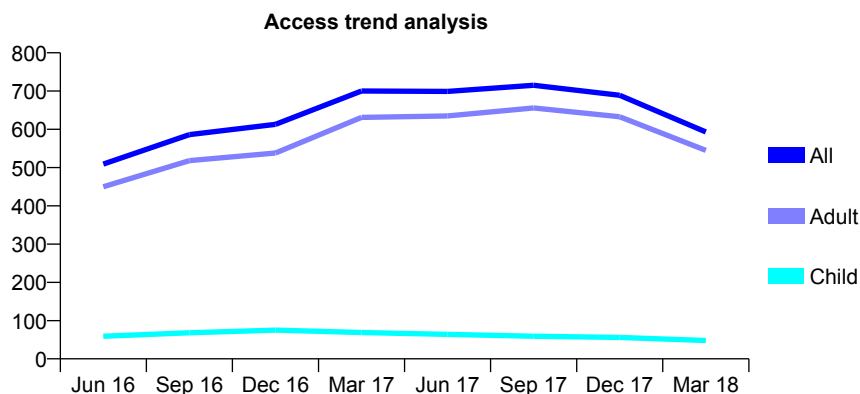
Q59 - Vital Signs At a Glance Contract Report for 127957/0007 - March 2018

Name or company name	Derbyshire Community Health Services
Contract type name	PDS Contract
Purpose of contract	General
Contract start date	01/07/2011
Contract end date	30/11/2017

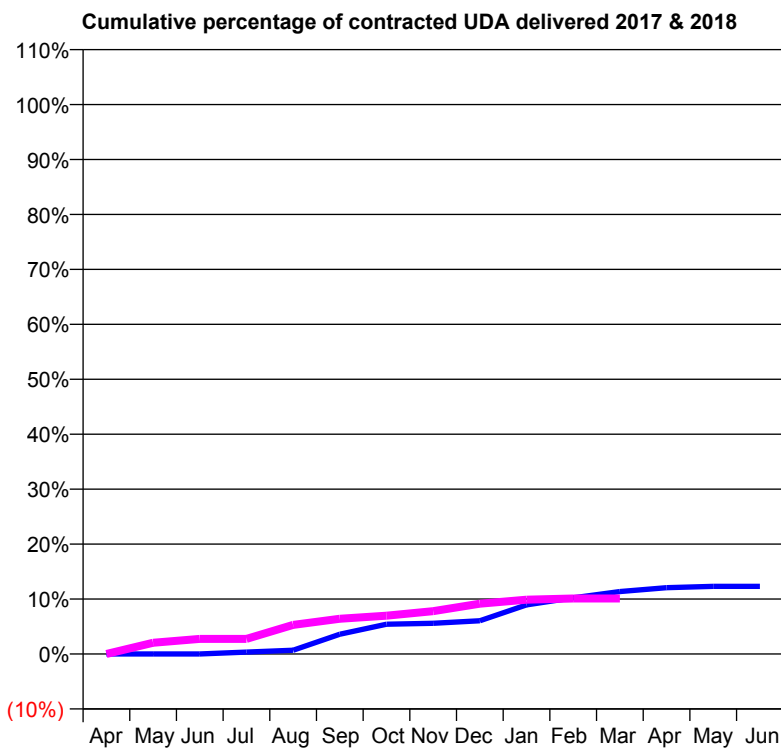
17/18 Contracted general activity (UDA)	6,751
Carry forward general activity (UDA)	0
17/18 Contracted orthodontic activity (UOA)	0
Carry forward orthodontic activity (UOA)	0
Baseline contract value	£2,256,185.84

ACCESS*

Patients seen in 24 months	Total	Change since previous quarter
Quarter ending March 2017	700	
Quarter ending June 2017	699	→
Quarter ending September 2017	715	↑
Quarter ending December 2017	689	↓
Quarter ending March 2018	593	↓
Variance since March 2017	(15.3%)	↓



ACTIVITY



Month	Adjusted Scheduled Activity (UDA)	
	2017	2018
April	0	0
May	0	139
June	0	186
July	36	186
August	70	358
September	366	433
October	550	472
November	568	527
December	613	618
January	905	668
February	1,035	683
March	1,151	683
April	1,223	
May	1,246	
June	1,246	

QUALITY

	Quantity	Base Number	Contract	AT	Region	England
% of FP17s for the same patient ID Re-attending within 3 months - Children	0	93	0.0%	9.7%	11.6%	11.9%
% of FP17s for the same patient ID Re-attending within 3 months - Adults	4	615	0.7%	14.2%	15.4%	16.0%
% of FP17s for the same patient ID Re-attending between 3 & 9 months - Children	1	93	1.1%	61.1%	59.4%	58.3%
% of FP17s for the same patient ID Re-attending between 3 & 9 months - Adults	2	615	0.3%	52.6%	51.3%	50.3%
% of FP17s for Band 1 Urgent Courses	624	627	99.5%	7.2%	8.0%	9.1%
% of FP17s Relating to Free Repair or Replacements	0	627	0.0%	0.8%	0.8%	0.8%
% of FP17s Relating to Continuations	0	627	0.0%	1.1%	1.0%	1.0%
% of Patients satisfied with the dentistry they have received	2	2	N/A	91.9%	91.7%	91.5%
% of Patients satisfied with the time they had to wait for an appointment	2	2	N/A	86.8%	88.3%	87.9%

* This is based on patients treated on this contract for their most recent course of treatment. Figures in italics indicate the base number of FP17s or Patient Questionnaire responses are less than 100. N/A is shown where the base number of responses is less than 10 during the period. % is calculated as Quantity/Base number*100

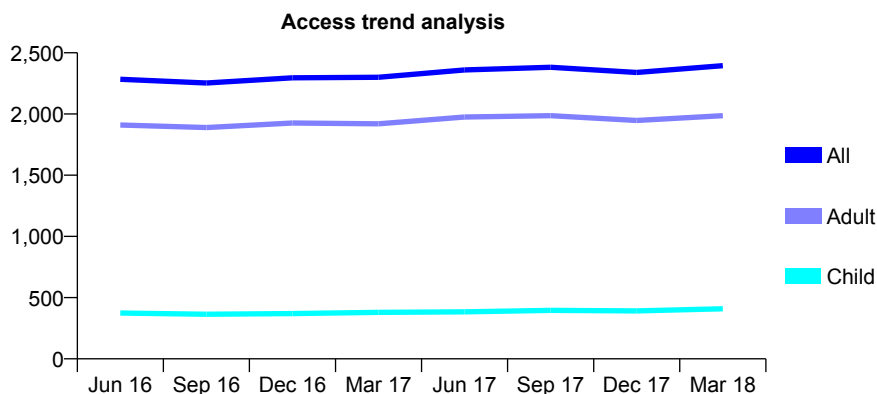
Q59 - Vital Signs At a Glance Contract Report for 129194/0001 - March 2018

Name or company name	Mr N Anand
Contract type name	GDS Contract
Purpose of contract	General
Contract start date	01/08/2013
Contract end date	

17/18 Contracted general activity (UDA)	5,459
Carry forward general activity (UDA)	-95
17/18 Contracted orthodontic activity (UOA)	0
Carry forward orthodontic activity (UOA)	0
Baseline contract value	£147,587.82

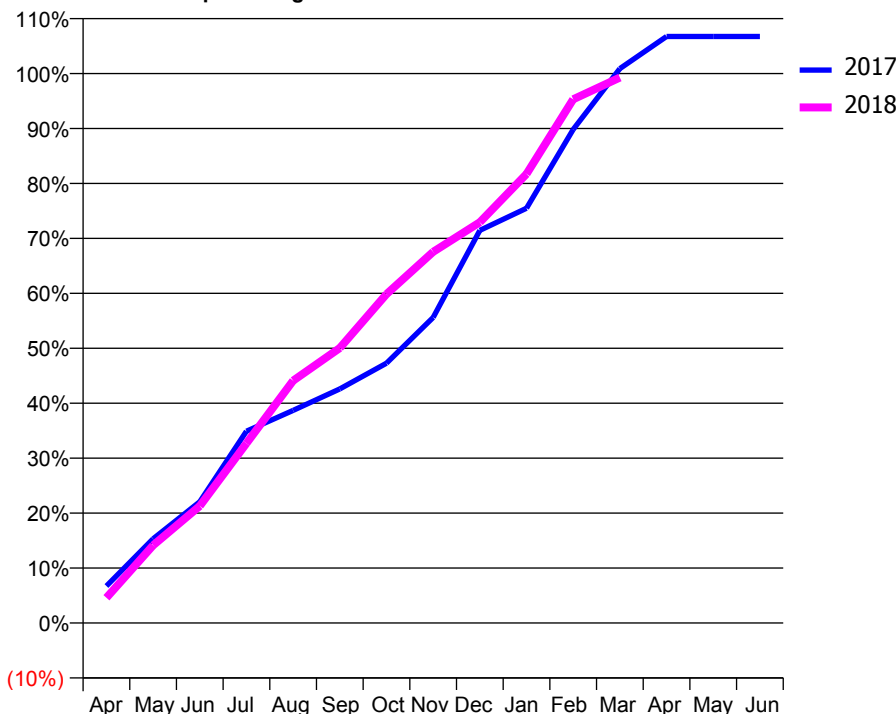
ACCESS*

Patients seen in 24 months	Total	Change since previous quarter
Quarter ending March 2017	2,300	
Quarter ending June 2017	2,360	↑
Quarter ending September 2017	2,382	→
Quarter ending December 2017	2,339	↓
Quarter ending March 2018	2,395	↑
Variance since March 2017	4.1%	↑



ACTIVITY

Cumulative percentage of contracted UDA delivered 2017 & 2018



Month	Adjusted Scheduled Activity (UDA)	
	2017	2018
April	321	251
May	729	771
June	1,050	1,163
July	1,661	1,785
August	1,841	2,408
September	2,028	2,732
October	2,250	3,267
November	2,646	3,688
December	3,400	3,982
January	3,592	4,461
February	4,275	5,203
March	4,802	5,419
April	5,079	
May	5,079	
June	5,079	

QUALITY

	Quantity	Base Number	Contract	AT	Region	England
% of FP17s for the same patient ID Re-attending within 3 months - Children	20	564	3.5%	9.7%	11.6%	11.9%
% of FP17s for the same patient ID Re-attending within 3 months - Adults	261	2,308	11.3%	14.2%	15.4%	16.0%
% of FP17s for the same patient ID Re-attending between 3 & 9 months - Children	298	564	52.8%	61.1%	59.4%	58.3%
% of FP17s for the same patient ID Re-attending between 3 & 9 months - Adults	1,046	2,308	45.3%	52.6%	51.3%	50.3%
% of FP17s for Band 1 Urgent Courses	90	2,723	3.3%	7.2%	8.0%	9.1%
% of FP17s Relating to Free Repair or Replacements	47	2,723	1.7%	0.8%	0.8%	0.8%
% of FP17s Relating to Continuations	45	2,723	1.7%	1.1%	1.0%	1.0%
% of Patients satisfied with the dentistry they have received	6	7	N/A	91.9%	91.7%	91.5%
% of Patients satisfied with the time they had to wait for an appointment	6	7	N/A	86.8%	88.3%	87.9%

* This is based on patients treated on this contract for their most recent course of treatment. Figures in italics indicate the base number of FP17s or Patient Questionnaire responses are less than 100. N/A is shown where the base number of responses is less than 10 during the period. % is calculated as Quantity/Base number*100

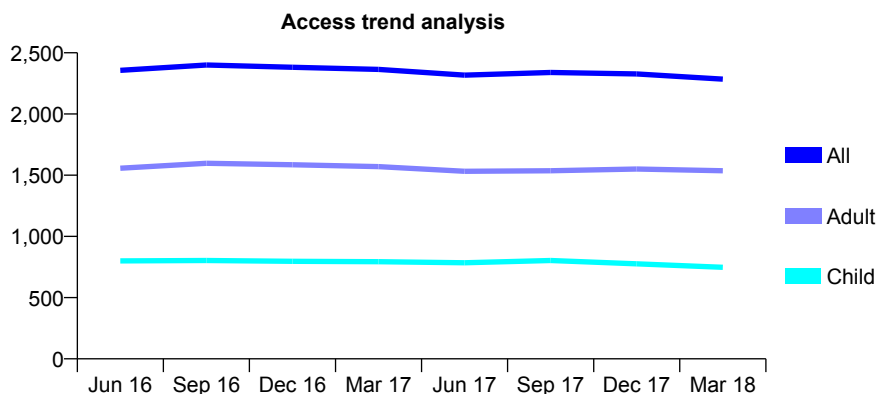
Q59 - Vital Signs At a Glance Contract Report for 129976/0001 - March 2018

Name or company name	Gorse Covert Dental Practice Ltd
Contract type name	GDS Contract
Purpose of contract	General
Contract start date	01/04/2010
Contract end date	

17/18 Contracted general activity (UDA)	3,225
Carry forward general activity (UDA)	-65
17/18 Contracted orthodontic activity (UOA)	0
Carry forward orthodontic activity (UOA)	0
Baseline contract value	£83,734.55

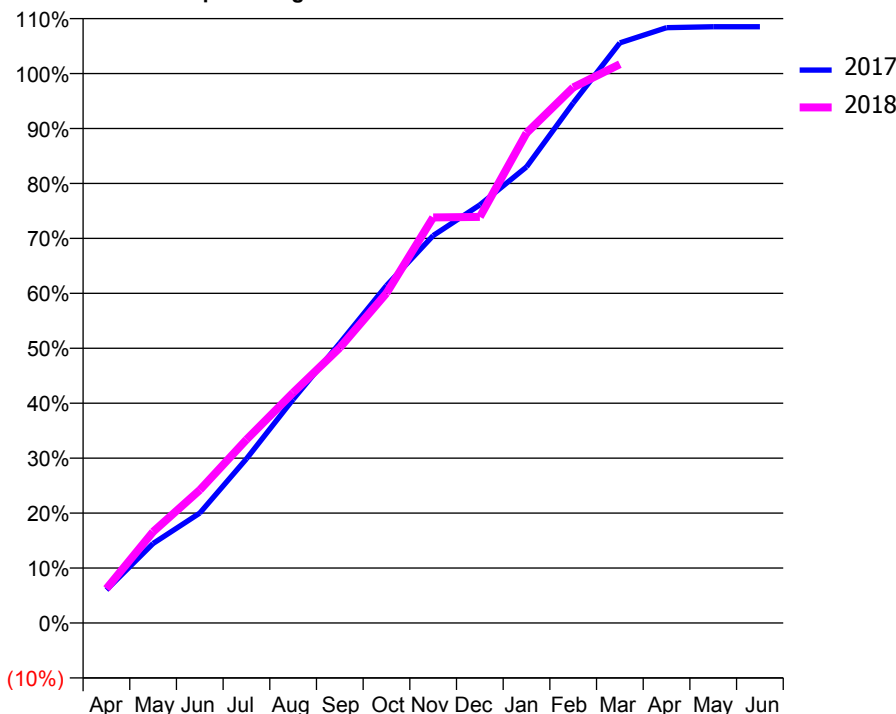
ACCESS*

Patients seen in 24 months	Total	Change since previous quarter
Quarter ending March 2017	2,364	
Quarter ending June 2017	2,317	↓
Quarter ending September 2017	2,339	→
Quarter ending December 2017	2,327	→
Quarter ending March 2018	2,285	↓
Variance since March 2017	(3.3%)	↓



ACTIVITY

Cumulative percentage of contracted UDA delivered 2017 & 2018



Month	Adjusted Scheduled Activity (UDA)	
	2017	2018
April	194	201
May	467	536
June	645	780
July	964	1,076
August	1,313	1,352
September	1,643	1,616
October	1,980	1,936
November	2,274	2,380
December	2,454	2,383
January	2,677	2,875
February	3,052	3,144
March	3,404	3,280
April	3,494	
May	3,500	
June	3,500	

QUALITY

	Quantity	Base Number	Contract	AT	Region	England
% of FP17s for the same patient ID Re-attending within 3 months - Children	84	1,240	6.8%	9.7%	11.6%	11.9%
% of FP17s for the same patient ID Re-attending within 3 months - Adults	330	2,173	15.2%	14.2%	15.4%	16.0%
% of FP17s for the same patient ID Re-attending between 3 & 9 months - Children	818	1,240	66.0%	61.1%	59.4%	58.3%
% of FP17s for the same patient ID Re-attending between 3 & 9 months - Adults	1,105	2,173	50.9%	52.6%	51.3%	50.3%
% of FP17s for Band 1 Urgent Courses	113	2,048	5.5%	7.2%	8.0%	9.1%
% of FP17s Relating to Free Repair or Replacements	6	2,048	0.3%	0.8%	0.8%	0.8%
% of FP17s Relating to Continuations	6	2,048	0.3%	1.1%	1.0%	1.0%
% of Patients satisfied with the dentistry they have received	0	0	N/A	91.9%	91.7%	91.5%
% of Patients satisfied with the time they had to wait for an appointment	0	0	N/A	86.8%	88.3%	87.9%

* This is based on patients treated on this contract for their most recent course of treatment. Figures in italics indicate the base number of FP17s or Patient Questionnaire responses are less than 100. N/A is shown where the base number of responses is less than 10 during the period. % is calculated as Quantity/Base number*100

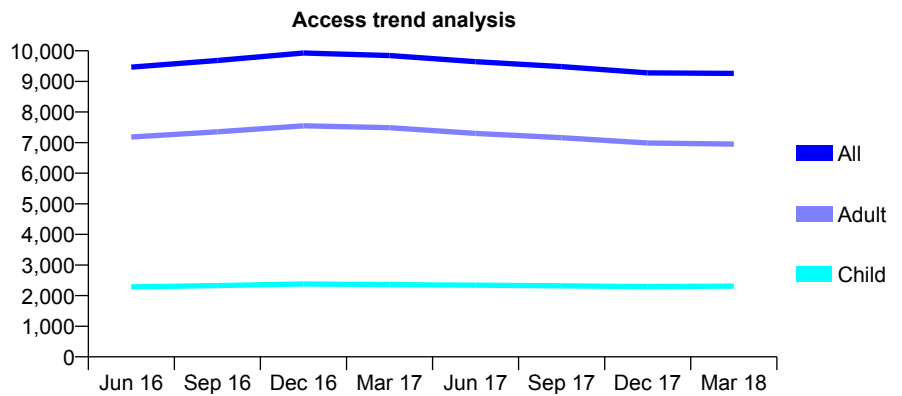
Q59 - Vital Signs At a Glance Contract Report for 131911/0001 - March 2018

Name or company name	Carholme Dental Limited
Contract type name	GDS Contract
Purpose of contract	General
Contract start date	01/02/2014
Contract end date	

17/18 Contracted general activity (UDA)	29,731
Carry forward general activity (UDA)	572
17/18 Contracted orthodontic activity (UOA)	0
Carry forward orthodontic activity (UOA)	0
Baseline contract value	£662,830.67

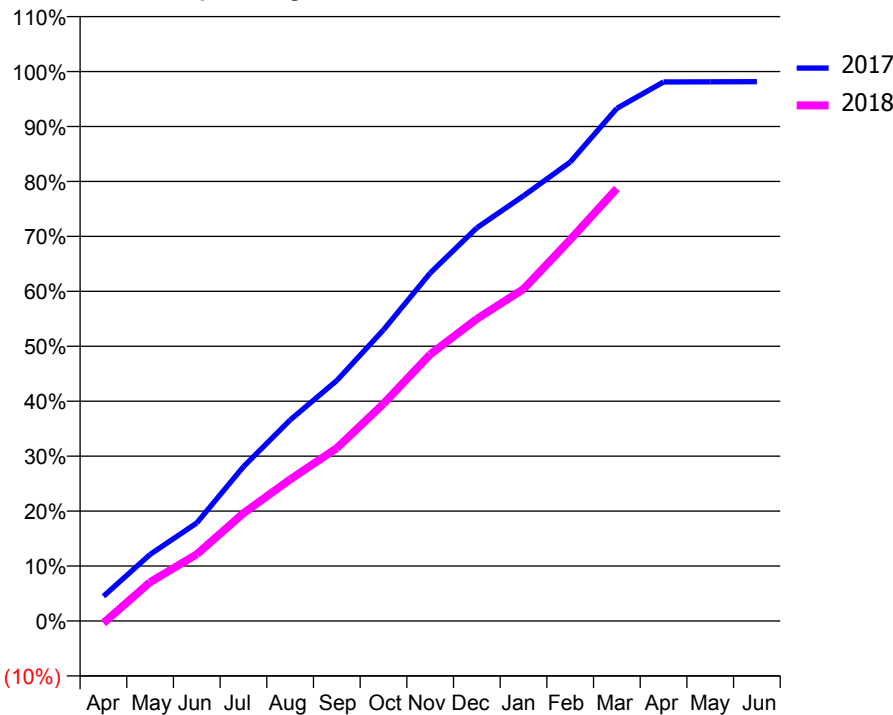
ACCESS*

Patients seen in 24 months	Total	Change since previous quarter
Quarter ending March 2017	9,846	
Quarter ending June 2017	9,643	↓
Quarter ending September 2017	9,482	↓
Quarter ending December 2017	9,279	↓
Quarter ending March 2018	9,262	→
Variance since March 2017	(5.9%)	↓



ACTIVITY

Cumulative percentage of contracted UDA delivered 2017 & 2018



Month	Adjusted Scheduled Activity (UDA)	
	2017	2018
April	1,382	-118
May	3,728	2,103
June	5,481	3,612
July	8,631	5,831
August	11,244	7,658
September	13,447	9,357
October	16,284	11,759
November	19,463	14,426
December	21,988	16,348
January	23,775	17,963
February	25,663	20,629
March	28,670	23,404
April	30,145	
May	30,156	
June	30,159	

QUALITY

	Quantity	Base Number	Contract	AT	Region	England
% of FP17s for the same patient ID Re-attending within 3 months - Children	257	3,093	8.3%	9.7%	11.6%	11.9%
% of FP17s for the same patient ID Re-attending within 3 months - Adults	1,324	9,016	14.7%	14.2%	15.4%	16.0%
% of FP17s for the same patient ID Re-attending between 3 & 9 months - Children	1,647	3,093	53.2%	61.1%	59.4%	58.3%
% of FP17s for the same patient ID Re-attending between 3 & 9 months - Adults	5,019	9,016	55.7%	52.6%	51.3%	50.3%
% of FP17s for Band 1 Urgent Courses	988	11,588	8.5%	7.2%	8.0%	9.1%
% of FP17s Relating to Free Repair or Replacements	91	11,588	0.8%	0.8%	0.8%	0.8%
% of FP17s Relating to Continuations	56	11,588	0.5%	1.1%	1.0%	1.0%
% of Patients satisfied with the dentistry they have received	13	13	100.0%	91.9%	91.7%	91.5%
% of Patients satisfied with the time they had to wait for an appointment	10	13	76.9%	86.8%	88.3%	87.9%

* This is based on patients treated on this contract for their most recent course of treatment. Figures in italics indicate the base number of FP17s or Patient Questionnaire responses are less than 100. N/A is shown where the base number of responses is less than 10 during the period. % is calculated as Quantity/Base number*100

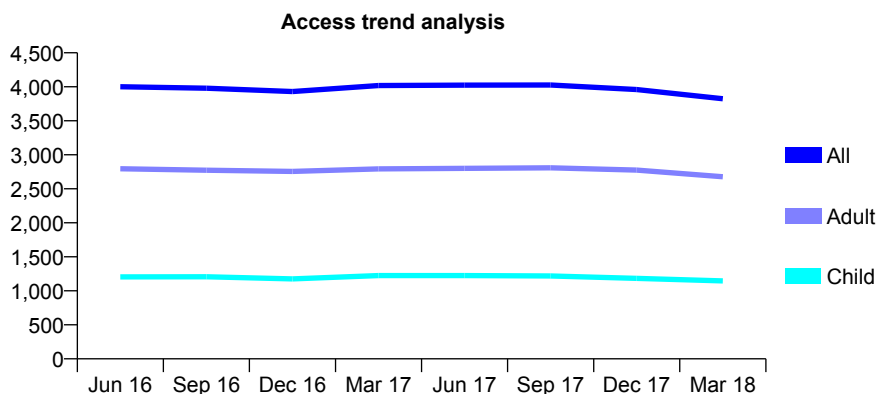
Q59 - Vital Signs At a Glance Contract Report for 134120/0001 - March 2018

Name or company name	Doncaster Road Dental Practice Ltd
Contract type name	GDS Contract
Purpose of contract	General
Contract start date	04/09/2009
Contract end date	

17/18 Contracted general activity (UDA)	13,458
Carry forward general activity (UDA)	-5
17/18 Contracted orthodontic activity (UOA)	0
Carry forward orthodontic activity (UOA)	0
Baseline contract value	£305,943.70

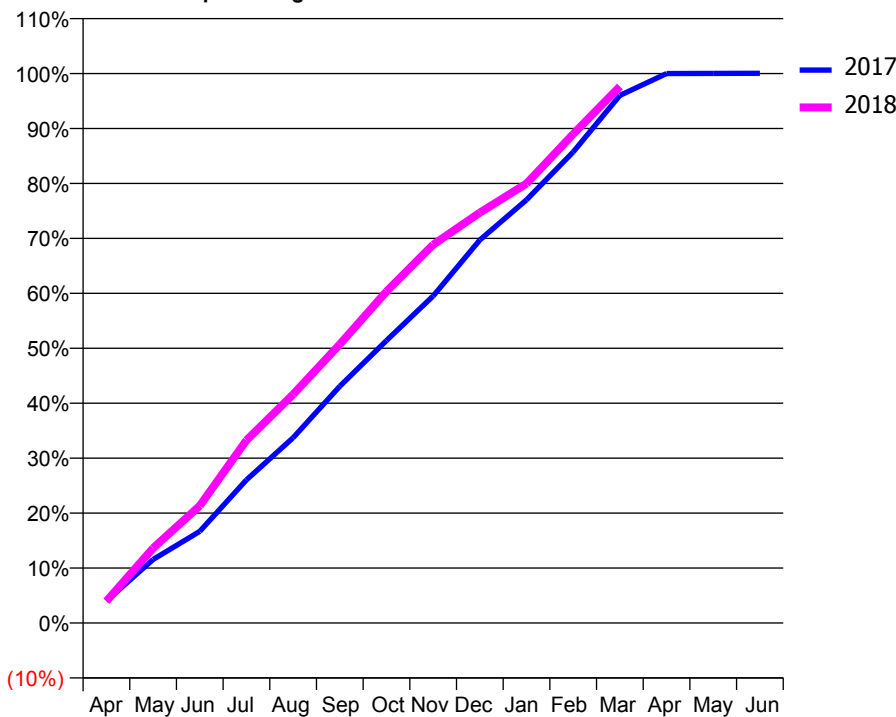
ACCESS*

Patients seen in 24 months	Total	Change since previous quarter
Quarter ending March 2017	4,018	
Quarter ending June 2017	4,025	→
Quarter ending September 2017	4,027	→
Quarter ending December 2017	3,959	↓
Quarter ending March 2018	3,824	↓
Variance since March 2017	(4.8%)	↓



ACTIVITY

Cumulative percentage of contracted UDA delivered 2017 & 2018



Month	Adjusted Scheduled Activity (UDA)	
	2017	2018
April	599	535
May	1,730	1,833
June	2,495	2,872
July	3,898	4,476
August	5,042	5,599
September	6,447	6,827
October	7,691	8,120
November	8,901	9,266
December	10,425	10,052
January	11,518	10,762
February	12,823	11,975
March	14,360	13,139
April	14,959	
May	14,961	
June	14,963	

QUALITY

	Quantity	Base Number	Contract	AT	Region	England
% of FP17s for the same patient ID Re-attending within 3 months - Children	161	1,901	8.5%	9.7%	11.6%	11.9%
% of FP17s for the same patient ID Re-attending within 3 months - Adults	710	3,953	18.0%	14.2%	15.4%	16.0%
% of FP17s for the same patient ID Re-attending between 3 & 9 months - Children	1,348	1,901	70.9%	61.1%	59.4%	58.3%
% of FP17s for the same patient ID Re-attending between 3 & 9 months - Adults	2,305	3,953	58.3%	52.6%	51.3%	50.3%
% of FP17s for Band 1 Urgent Courses	545	5,608	9.7%	7.2%	8.0%	9.1%
% of FP17s Relating to Free Repair or Replacements	10	5,608	0.2%	0.8%	0.8%	0.8%
% of FP17s Relating to Continuations	8	5,608	0.1%	1.1%	1.0%	1.0%
% of Patients satisfied with the dentistry they have received	7	7	N/A	91.9%	91.7%	91.5%
% of Patients satisfied with the time they had to wait for an appointment	7	7	N/A	86.8%	88.3%	87.9%

* This is based on patients treated on this contract for their most recent course of treatment. Figures in italics indicate the base number of FP17s or Patient Questionnaire responses are less than 100. N/A is shown where the base number of responses is less than 10 during the period. % is calculated as Quantity/Base number*100

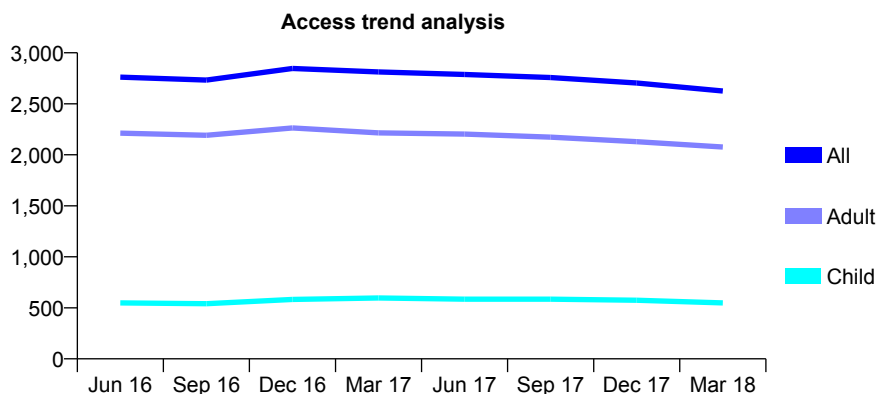
Q59 - Vital Signs At a Glance Contract Report for 136131/0001 - March 2018

Name or company name	Uppingham & Upperton Dental Practice Ltd
Contract type name	GDS Contract
Purpose of contract	General
Contract start date	07/09/2009
Contract end date	

17/18 Contracted general activity (UDA)	6,638
Carry forward general activity (UDA)	-154
17/18 Contracted orthodontic activity (UOA)	0
Carry forward orthodontic activity (UOA)	0
Baseline contract value	£172,614.93

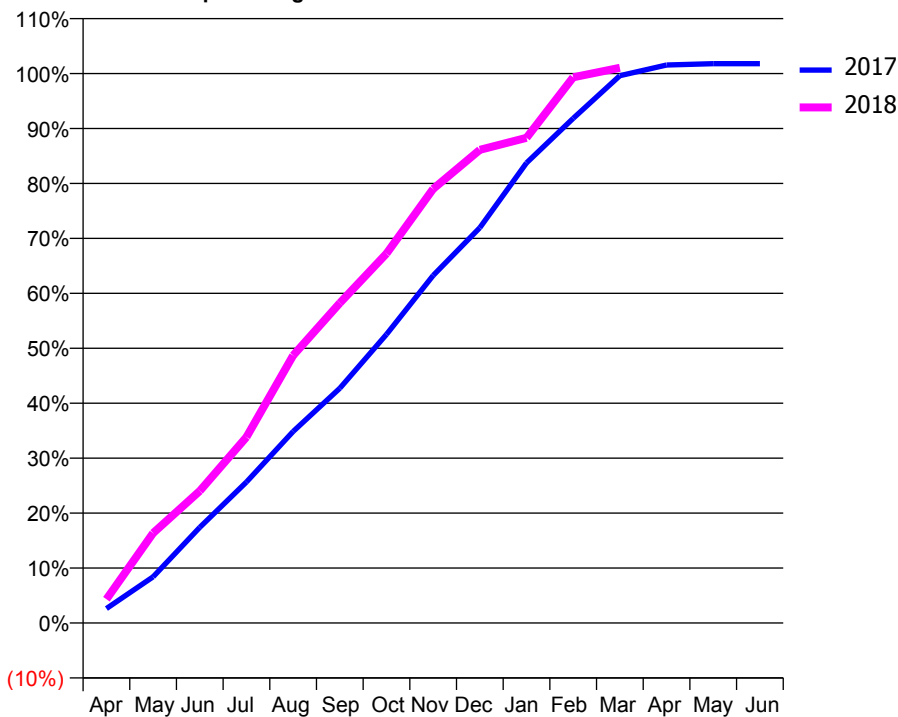
ACCESS*

Patients seen in 24 months	Total	Change since previous quarter
Quarter ending March 2017	2,812	
Quarter ending June 2017	2,788	→
Quarter ending September 2017	2,758	↓
Quarter ending December 2017	2,704	↓
Quarter ending March 2018	2,625	↓
Variance since March 2017	(6.7%)	↓



ACTIVITY

Cumulative percentage of contracted UDA delivered 2017 & 2018



Month	Adjusted Scheduled Activity (UDA)	
	2017	2018
April	227	287
May	725	1,086
June	1,505	1,595
July	2,216	2,247
August	3,012	3,232
September	3,691	3,866
October	4,537	4,462
November	5,464	5,245
December	6,213	5,716
January	7,233	5,860
February	7,933	6,592
March	8,603	6,707
April	8,771	
May	8,792	
June	8,792	

QUALITY

	Quantity	Base Number	Contract	AT	Region	England
% of FP17s for the same patient ID Re-attending within 3 months - Children	86	932	9.2%	9.7%	11.6%	11.9%
% of FP17s for the same patient ID Re-attending within 3 months - Adults	552	2,814	19.6%	14.2%	15.4%	16.0%
% of FP17s for the same patient ID Re-attending between 3 & 9 months - Children	683	932	73.3%	61.1%	59.4%	58.3%
% of FP17s for the same patient ID Re-attending between 3 & 9 months - Adults	1,820	2,814	64.7%	52.6%	51.3%	50.3%
% of FP17s for Band 1 Urgent Courses	313	3,634	8.6%	7.2%	8.0%	9.1%
% of FP17s Relating to Free Repair or Replacements	37	3,634	1.0%	0.8%	0.8%	0.8%
% of FP17s Relating to Continuations	23	3,634	0.6%	1.1%	1.0%	1.0%
% of Patients satisfied with the dentistry they have received	4	4	N/A	91.9%	91.7%	91.5%
% of Patients satisfied with the time they had to wait for an appointment	4	4	N/A	86.8%	88.3%	87.9%

* This is based on patients treated on this contract for their most recent course of treatment. Figures in italics indicate the base number of FP17s or Patient Questionnaire responses are less than 100. N/A is shown where the base number of responses is less than 10 during the period. % is calculated as Quantity/Base number*100

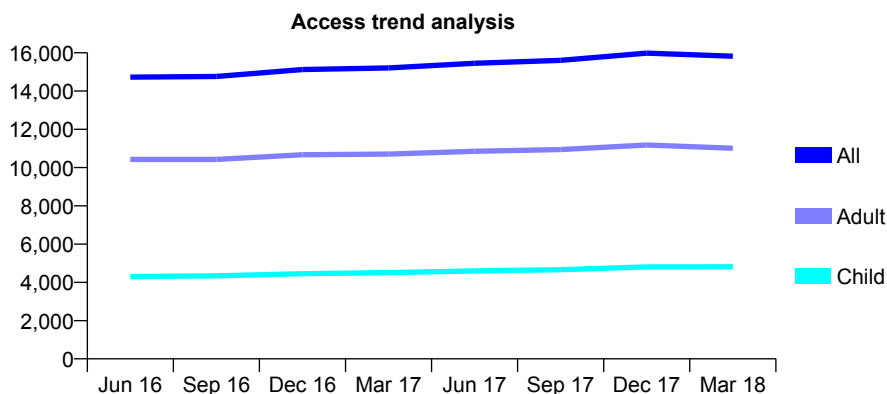
Q59 - Vital Signs At a Glance Contract Report for 137766/0001 - March 2018

Name or company name	Mr B Patel & Mr R Jansari
Contract type name	GDS Contract
Purpose of contract	General and Orthodontic
Contract start date	01/04/2010
Contract end date	

17/18 Contracted general activity (UDA)	41,661
Carry forward general activity (UDA)	0
17/18 Contracted orthodontic activity (UOA)	889
Carry forward orthodontic activity (UOA)	0
Baseline contract value	£1,297,594.50

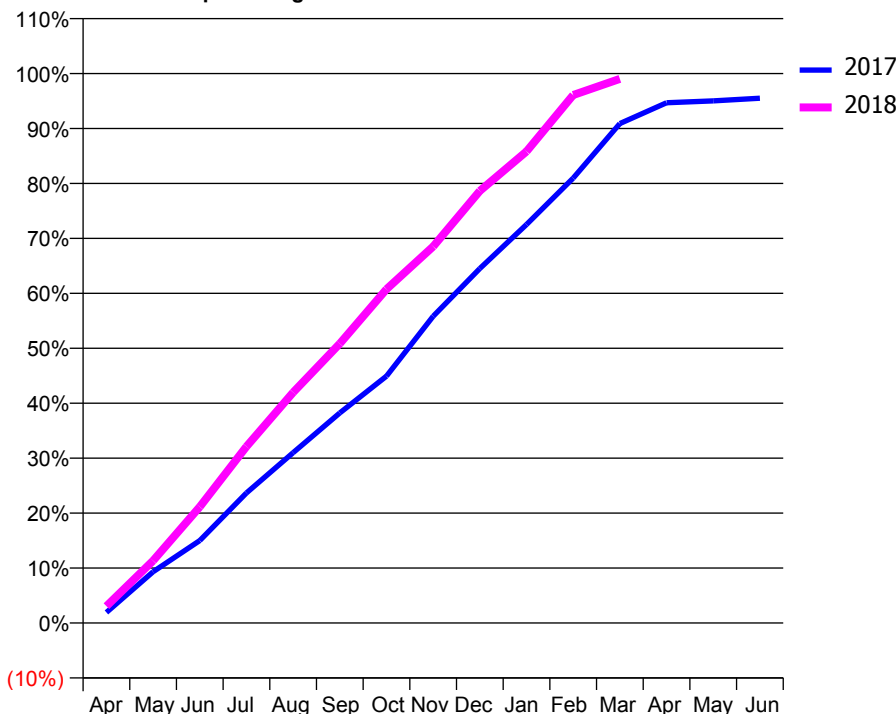
ACCESS*

Patients seen in 24 months	Total	Change since previous quarter
Quarter ending March 2017	15,212	
Quarter ending June 2017	15,452	→
Quarter ending September 2017	15,609	→
Quarter ending December 2017	15,986	↑
Quarter ending March 2018	15,820	↓
Variance since March 2017	4.0%	↑



ACTIVITY

Cumulative percentage of contracted UDA delivered 2017 & 2018



Month	Adjusted Scheduled Activity (UDA)	
	2017	2018
April	799	1,277
May	3,886	4,725
June	6,251	8,806
July	9,859	13,381
August	12,912	17,488
September	15,930	21,184
October	18,717	25,312
November	23,260	28,540
December	26,874	32,761
January	30,212	35,755
February	33,732	40,032
March	37,865	41,248
April	39,444	
May	39,585	
June	39,787	

QUALITY

	Quantity	Base Number	Contract	AT	Region	England
% of FP17s for the same patient ID Re-attending within 3 months - Children	529	5,815	9.1%	9.7%	11.6%	11.9%
% of FP17s for the same patient ID Re-attending within 3 months - Adults	2,003	13,481	14.9%	14.2%	15.4%	16.0%
% of FP17s for the same patient ID Re-attending between 3 & 9 months - Children	2,236	5,815	38.5%	61.1%	59.4%	58.3%
% of FP17s for the same patient ID Re-attending between 3 & 9 months - Adults	5,578	13,481	41.4%	52.6%	51.3%	50.3%
% of FP17s for Band 1 Urgent Courses	1,581	18,421	8.6%	7.2%	8.0%	9.1%
% of FP17s Relating to Free Repair or Replacements	122	18,421	0.7%	0.8%	0.8%	0.8%
% of FP17s Relating to Continuations	216	18,421	1.2%	1.1%	1.0%	1.0%
% of Patients satisfied with the dentistry they have received	14	15	93.3%	91.9%	91.7%	91.5%
% of Patients satisfied with the time they had to wait for an appointment	14	15	93.3%	86.8%	88.3%	87.9%

* This is based on patients treated on this contract for their most recent course of treatment. Figures in italics indicate the base number of FP17s or Patient Questionnaire responses are less than 100. N/A is shown where the base number of responses is less than 10 during the period. % is calculated as Quantity/Base number*100

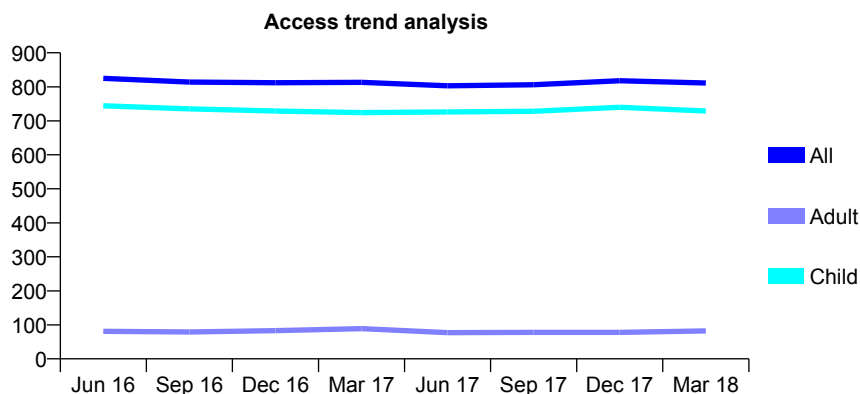
Q59 - Vital Signs At a Glance Contract Report for 137898/0001 - March 2018

Name or company name	Mr Ingram and Mrs Ingram
Contract type name	GDS Contract
Purpose of contract	General
Contract start date	01/04/2014
Contract end date	

17/18 Contracted general activity (UDA)	2,200
Carry forward general activity (UDA)	0
17/18 Contracted orthodontic activity (UOA)	0
Carry forward orthodontic activity (UOA)	0
Baseline contract value	£52,834.38

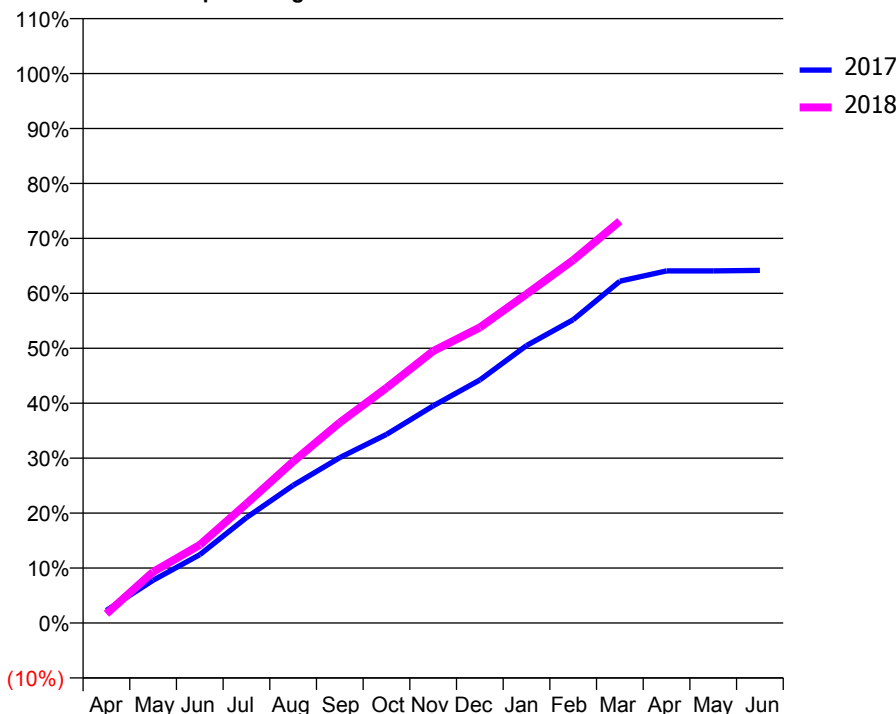
ACCESS*

Patients seen in 24 months	Total	Change since previous quarter
Quarter ending March 2017	813	
Quarter ending June 2017	803	↓
Quarter ending September 2017	806	→
Quarter ending December 2017	818	→
Quarter ending March 2018	811	→
Variance since March 2017	(0.2%)	→



ACTIVITY

Cumulative percentage of contracted UDA delivered 2017 & 2018



Month	Adjusted Scheduled Activity (UDA)	
	2017	2018
April	69	37
May	234	205
June	373	312
July	576	478
August	752	646
September	903	803
October	1,030	941
November	1,185	1,089
December	1,327	1,183
January	1,514	1,317
February	1,656	1,453
March	1,866	1,609
April	1,922	
May	1,922	
June	1,925	

QUALITY

	Quantity	Base Number	Contract	AT	Region	England
% of FP17s for the same patient ID Re-attending within 3 months - Children	109	1,313	8.3%	9.7%	11.6%	11.9%
% of FP17s for the same patient ID Re-attending within 3 months - Adults	1	27	3.7%	14.2%	15.4%	16.0%
% of FP17s for the same patient ID Re-attending between 3 & 9 months - Children	954	1,313	72.7%	61.1%	59.4%	58.3%
% of FP17s for the same patient ID Re-attending between 3 & 9 months - Adults	24	27	88.9%	52.6%	51.3%	50.3%
% of FP17s for Band 1 Urgent Courses	35	1,290	2.7%	7.2%	8.0%	9.1%
% of FP17s Relating to Free Repair or Replacements	0	1,290	0.0%	0.8%	0.8%	0.8%
% of FP17s Relating to Continuations	0	1,290	0.0%	1.1%	1.0%	1.0%
% of Patients satisfied with the dentistry they have received	0	0	N/A	91.9%	91.7%	91.5%
% of Patients satisfied with the time they had to wait for an appointment	0	0	N/A	86.8%	88.3%	87.9%

* This is based on patients treated on this contract for their most recent course of treatment. Figures in italics indicate the base number of FP17s or Patient Questionnaire responses are less than 100. N/A is shown where the base number of responses is less than 10 during the period. % is calculated as Quantity/Base number*100

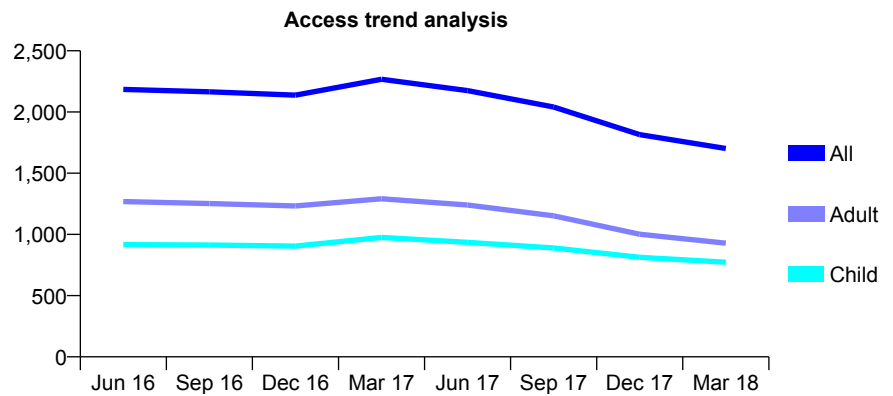
Q59 - Vital Signs At a Glance Contract Report for 139351/0001 - March 2018

Name or company name	SMILEZONE Ltd
Contract type name	GDS Contract
Purpose of contract	General
Contract start date	01/04/2007
Contract end date	

17/18 Contracted general activity (UDA)	3,727
Carry forward general activity (UDA)	92
17/18 Contracted orthodontic activity (UOA)	0
Carry forward orthodontic activity (UOA)	0
Baseline contract value	£125,886.98

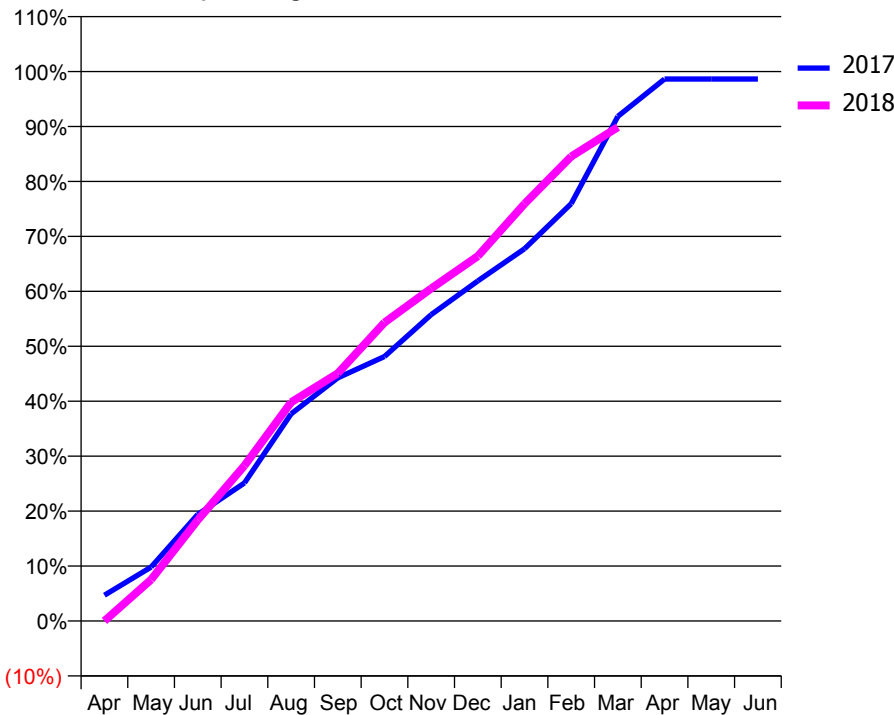
ACCESS*

Patients seen in 24 months	Total	Change since previous quarter
Quarter ending March 2017	2,267	
Quarter ending June 2017	2,175	↓
Quarter ending September 2017	2,041	↓
Quarter ending December 2017	1,815	↓
Quarter ending March 2018	1,702	↓
Variance since March 2017	(24.9%)	↓



ACTIVITY

Cumulative percentage of contracted UDA delivered 2017 & 2018



Month	Adjusted Scheduled Activity (UDA)	
	2017	2018
April	315	0
May	661	281
June	1,305	685
July	1,690	1,054
August	2,536	1,483
September	2,976	1,680
October	3,238	2,025
November	3,751	2,255
December	4,163	2,475
January	4,556	2,829
February	5,108	3,150
March	6,179	3,350
April	6,635	
May	6,635	
June	6,635	

QUALITY

	Quantity	Base Number	Contract	AT	Region	England
% of FP17s for the same patient ID Re-attending within 3 months - Children	66	794	8.3%	9.7%	11.6%	11.9%
% of FP17s for the same patient ID Re-attending within 3 months - Adults	118	947	12.5%	14.2%	15.4%	16.0%
% of FP17s for the same patient ID Re-attending between 3 & 9 months - Children	384	794	48.4%	61.1%	59.4%	58.3%
% of FP17s for the same patient ID Re-attending between 3 & 9 months - Adults	491	947	51.8%	52.6%	51.3%	50.3%
% of FP17s for Band 1 Urgent Courses	83	1,572	5.3%	7.2%	8.0%	9.1%
% of FP17s Relating to Free Repair or Replacements	2	1,572	0.1%	0.8%	0.8%	0.8%
% of FP17s Relating to Continuations	2	1,572	0.1%	1.1%	1.0%	1.0%
% of Patients satisfied with the dentistry they have received	0	0	N/A	91.9%	91.7%	91.5%
% of Patients satisfied with the time they had to wait for an appointment	0	0	N/A	86.8%	88.3%	87.9%

* This is based on patients treated on this contract for their most recent course of treatment. Figures in italics indicate the base number of FP17s or Patient Questionnaire responses are less than 100. N/A is shown where the base number of responses is less than 10 during the period. % is calculated as Quantity/Base number*100

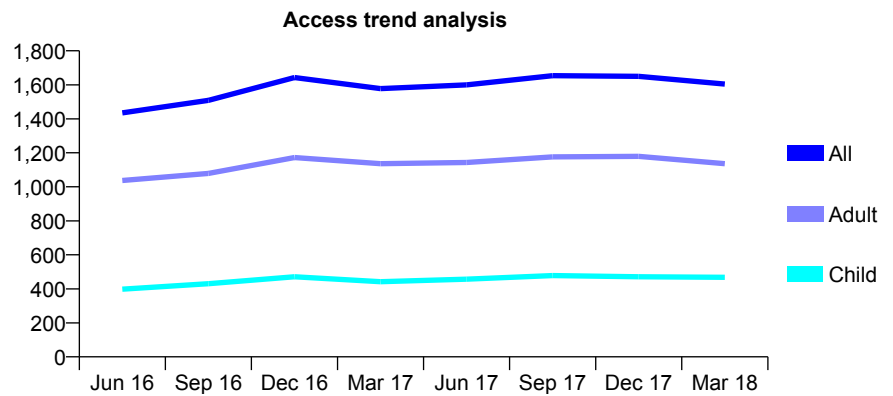
Q59 - Vital Signs At a Glance Contract Report for 139874/0002 - March 2018

Name or company name	C M Desai Limited
Contract type name	GDS Contract
Purpose of contract	General
Contract start date	01/03/2008
Contract end date	

17/18 Contracted general activity (UDA)	5,026
Carry forward general activity (UDA)	14
17/18 Contracted orthodontic activity (UOA)	0
Carry forward orthodontic activity (UOA)	0
Baseline contract value	£141,680.40

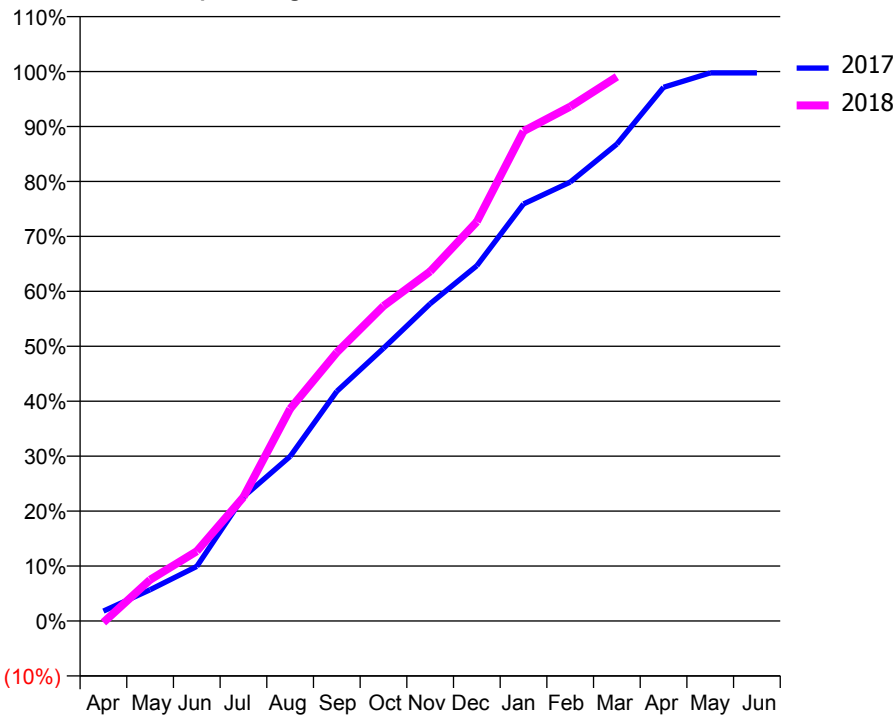
ACCESS*

Patients seen in 24 months	Total	Change since previous quarter
Quarter ending March 2017	1,578	
Quarter ending June 2017	1,600	→
Quarter ending September 2017	1,654	↑
Quarter ending December 2017	1,650	→
Quarter ending March 2018	1,604	↓
Variance since March 2017	1.6%	→



ACTIVITY

Cumulative percentage of contracted UDA delivered 2017 & 2018



Month	Adjusted Scheduled Activity (UDA)	
	2017	2018
April	99	-14
May	314	378
June	550	638
July	1,249	1,134
August	1,655	1,942
September	2,310	2,457
October	2,743	2,882
November	3,191	3,197
December	3,574	3,652
January	4,193	4,481
February	4,414	4,705
March	4,795	4,978
April	5,367	
May	5,512	
June	5,512	

QUALITY

	Quantity	Base Number	Contract	AT	Region	England
% of FP17s for the same patient ID Re-attending within 3 months - Children	57	714	8.0%	9.7%	11.6%	11.9%
% of FP17s for the same patient ID Re-attending within 3 months - Adults	234	1,659	14.1%	14.2%	15.4%	16.0%
% of FP17s for the same patient ID Re-attending between 3 & 9 months - Children	276	714	38.7%	61.1%	59.4%	58.3%
% of FP17s for the same patient ID Re-attending between 3 & 9 months - Adults	683	1,659	41.2%	52.6%	51.3%	50.3%
% of FP17s for Band 1 Urgent Courses	126	2,067	6.1%	7.2%	8.0%	9.1%
% of FP17s Relating to Free Repair or Replacements	27	2,067	1.3%	0.8%	0.8%	0.8%
% of FP17s Relating to Continuations	42	2,067	2.0%	1.1%	1.0%	1.0%
% of Patients satisfied with the dentistry they have received	1	1	N/A	91.9%	91.7%	91.5%
% of Patients satisfied with the time they had to wait for an appointment	1	1	N/A	86.8%	88.3%	87.9%

* This is based on patients treated on this contract for their most recent course of treatment. Figures in italics indicate the base number of FP17s or Patient Questionnaire responses are less than 100. N/A is shown where the base number of responses is less than 10 during the period. % is calculated as Quantity/Base number*100

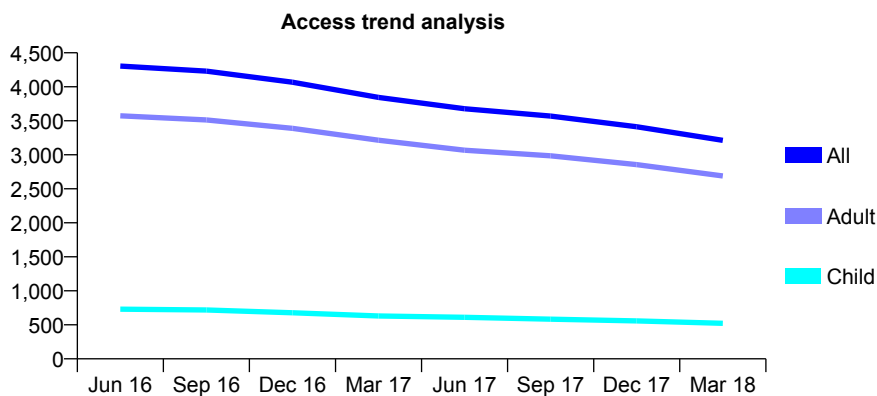
Q59 - Vital Signs At a Glance Contract Report for 142875/0001 - March 2018

Name or company name	Dr S Mathew & Dr M Cherian
Contract type name	GDS Contract
Purpose of contract	General
Contract start date	01/01/2012
Contract end date	

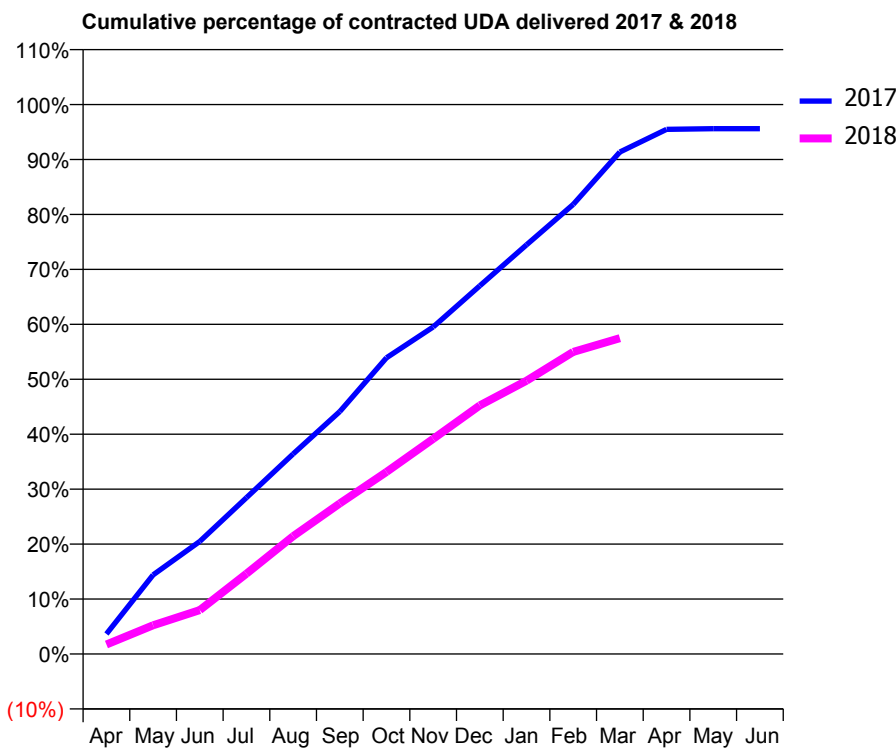
17/18 Contracted general activity (UDA)	11,224
Carry forward general activity (UDA)	0
17/18 Contracted orthodontic activity (UOA)	0
Carry forward orthodontic activity (UOA)	0
Baseline contract value	£283,463.06

ACCESS*

Patients seen in 24 months	Total	Change since previous quarter
Quarter ending March 2017	3,845	
Quarter ending June 2017	3,678	↓
Quarter ending September 2017	3,569	↓
Quarter ending December 2017	3,413	↓
Quarter ending March 2018	3,212	↓
Variance since March 2017	(16.5%)	↓



ACTIVITY



Month	Adjusted Scheduled Activity (UDA)	
	2017	2018
April	263	195
May	1,040	588
June	1,481	897
July	2,056	1,641
August	2,630	2,407
September	3,188	3,075
October	3,894	3,719
November	4,300	4,394
December	4,841	5,079
January	5,378	5,581
February	5,910	6,171
March	6,600	6,452
April	6,897	
May	6,906	
June	6,906	

QUALITY

	Quantity	Base Number	Contract	AT	Region	England
% of FP17s for the same patient ID Re-attending within 3 months - Children	20	623	3.2%	9.7%	11.6%	11.9%
% of FP17s for the same patient ID Re-attending within 3 months - Adults	232	3,205	7.2%	14.2%	15.4%	16.0%
% of FP17s for the same patient ID Re-attending between 3 & 9 months - Children	283	623	45.4%	61.1%	59.4%	58.3%
% of FP17s for the same patient ID Re-attending between 3 & 9 months - Adults	1,340	3,205	41.8%	52.6%	51.3%	50.3%
% of FP17s for Band 1 Urgent Courses	75	3,726	2.0%	7.2%	8.0%	9.1%
% of FP17s Relating to Free Repair or Replacements	16	3,726	0.4%	0.8%	0.8%	0.8%
% of FP17s Relating to Continuations	43	3,726	1.2%	1.1%	1.0%	1.0%
% of Patients satisfied with the dentistry they have received	3	4	N/A	91.9%	91.7%	91.5%
% of Patients satisfied with the time they had to wait for an appointment	2	4	N/A	86.8%	88.3%	87.9%

* This is based on patients treated on this contract for their most recent course of treatment. Figures in italics indicate the base number of FP17s or Patient Questionnaire responses are less than 100. N/A is shown where the base number of responses is less than 10 during the period. % is calculated as Quantity/Base number*100

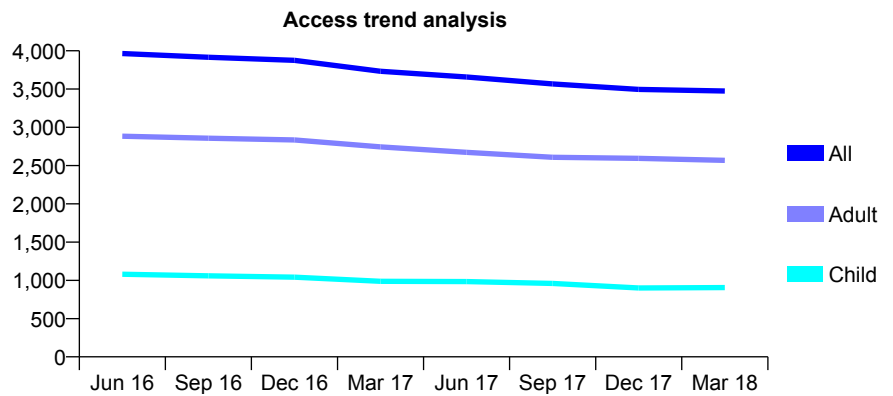
Q59 - Vital Signs At a Glance Contract Report for 143448/0001 - March 2018

Name or company name	Dr D J Duplessis & Ms Lieze Duplessis
Contract type name	GDS Contract
Purpose of contract	General and Orthodontic
Contract start date	01/04/2011
Contract end date	

17/18 Contracted general activity (UDA)	9,098
Carry forward general activity (UDA)	-579
17/18 Contracted orthodontic activity (UOA)	289
Carry forward orthodontic activity (UOA)	0
Baseline contract value	£255,455.29

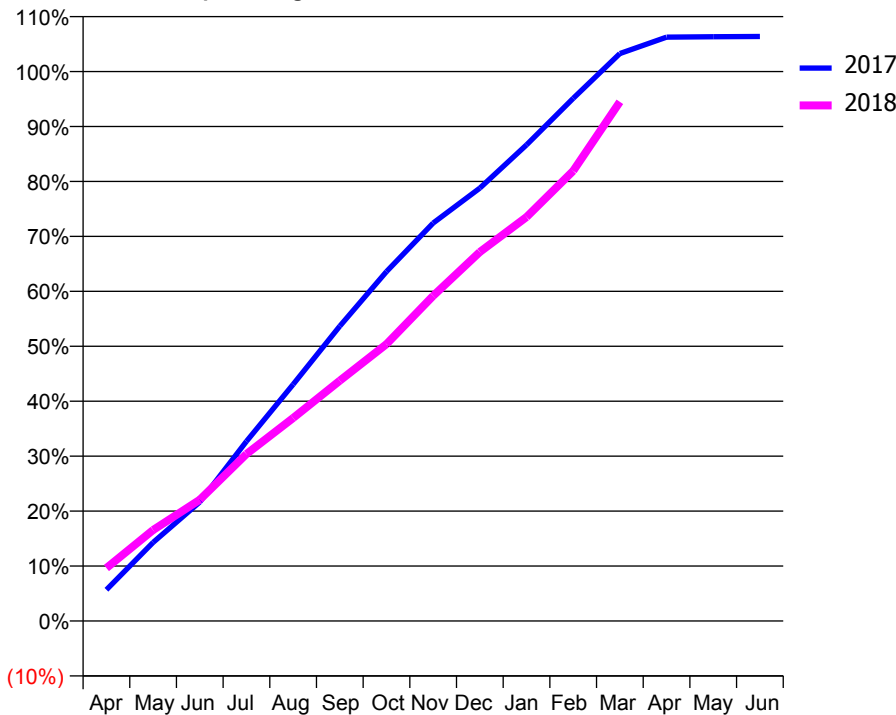
ACCESS*

Patients seen in 24 months	Total	Change since previous quarter
Quarter ending March 2017	3,733	
Quarter ending June 2017	3,657	↓
Quarter ending September 2017	3,567	↓
Quarter ending December 2017	3,495	↓
Quarter ending March 2018	3,475	→
Variance since March 2017	(6.9%)	↓



ACTIVITY

Cumulative percentage of contracted UDA delivered 2017 & 2018



Month	Adjusted Scheduled Activity (UDA)	
	2017	2018
April	519	878
May	1,302	1,506
June	1,970	2,008
July	2,975	2,766
August	3,917	3,361
September	4,882	3,979
October	5,786	4,584
November	6,590	5,384
December	7,167	6,110
January	7,882	6,688
February	8,654	7,451
March	9,396	8,595
April	9,667	
May	9,674	
June	9,677	

QUALITY

	Quantity	Base Number	Contract	AT	Region	England
% of FP17s for the same patient ID Re-attending within 3 months - Children	69	922	7.5%	9.7%	11.6%	11.9%
% of FP17s for the same patient ID Re-attending within 3 months - Adults	357	2,465	14.5%	14.2%	15.4%	16.0%
% of FP17s for the same patient ID Re-attending between 3 & 9 months - Children	266	922	28.9%	61.1%	59.4%	58.3%
% of FP17s for the same patient ID Re-attending between 3 & 9 months - Adults	605	2,465	24.5%	52.6%	51.3%	50.3%
% of FP17s for Band 1 Urgent Courses	303	3,238	9.4%	7.2%	8.0%	9.1%
% of FP17s Relating to Free Repair or Replacements	14	3,238	0.4%	0.8%	0.8%	0.8%
% of FP17s Relating to Continuations	95	3,238	2.9%	1.1%	1.0%	1.0%
% of Patients satisfied with the dentistry they have received	8	9	N/A	91.9%	91.7%	91.5%
% of Patients satisfied with the time they had to wait for an appointment	8	9	N/A	86.8%	88.3%	87.9%

* This is based on patients treated on this contract for their most recent course of treatment. Figures in italics indicate the base number of FP17s or Patient Questionnaire responses are less than 100. N/A is shown where the base number of responses is less than 10 during the period. % is calculated as Quantity/Base number*100

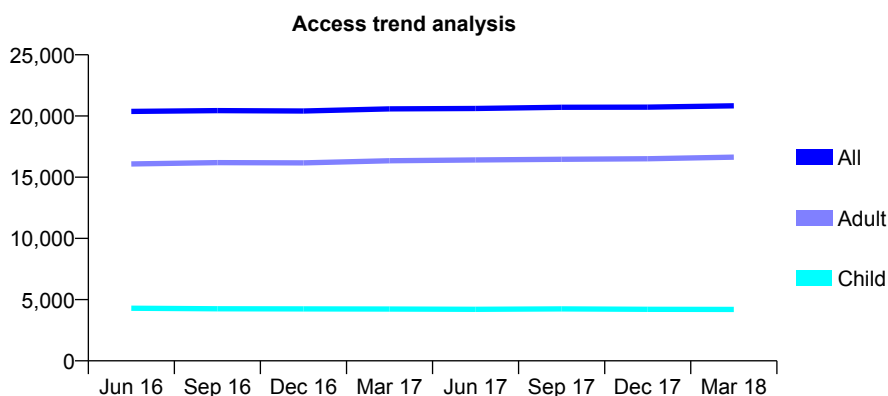
Q59 - Vital Signs At a Glance Contract Report for 144738/0001 - March 2018

Name or company name	D W Barsby, D Wolverson, S J Bates & R S
Contract type name	GDS Contract
Purpose of contract	General
Contract start date	01/08/2010
Contract end date	

17/18 Contracted general activity (UDA)	53,857
Carry forward general activity (UDA)	449
17/18 Contracted orthodontic activity (UOA)	0
Carry forward orthodontic activity (UOA)	0
Baseline contract value	£1,315,335.49

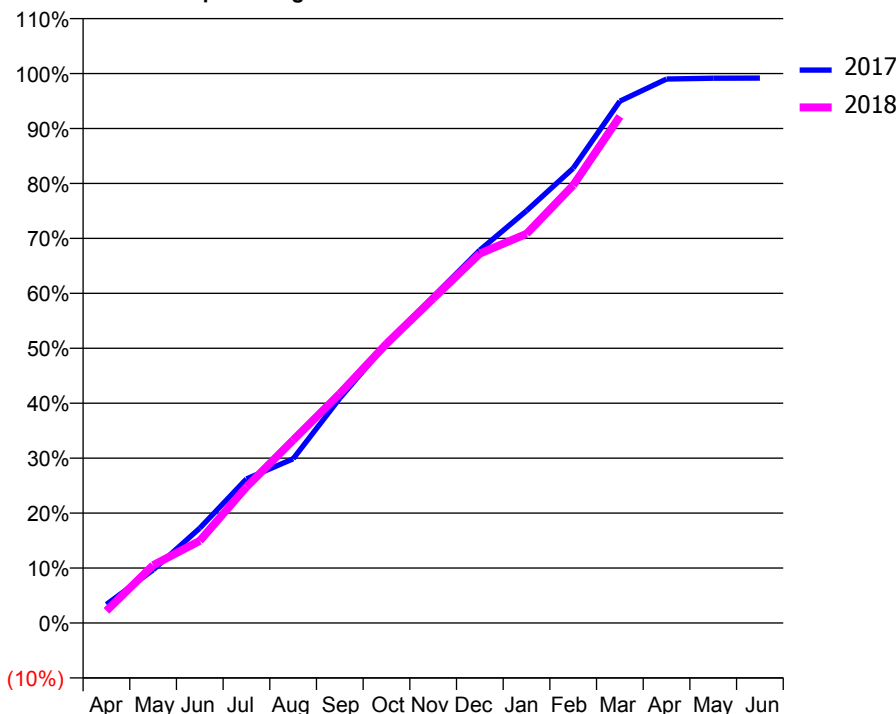
ACCESS*

Patients seen in 24 months	Total	Change since previous quarter
Quarter ending March 2017	20,579	
Quarter ending June 2017	20,619	→
Quarter ending September 2017	20,709	→
Quarter ending December 2017	20,721	→
Quarter ending March 2018	20,834	→
Variance since March 2017	1.2%	→



ACTIVITY

Cumulative percentage of contracted UDA delivered 2017 & 2018



Month	Adjusted Scheduled Activity (UDA)	
	2017	2018
April	1,818	1,193
May	5,210	5,662
June	9,298	8,057
July	14,117	13,342
August	16,099	17,924
September	22,035	22,490
October	27,373	27,374
November	31,978	31,810
December	36,544	36,214
January	40,403	38,138
February	44,576	42,906
March	51,148	49,653
April	53,321	
May	53,397	
June	53,408	

QUALITY

	Quantity	Base Number	Contract	AT	Region	England
% of FP17s for the same patient ID Re-attending within 3 months - Children	341	6,333	5.4%	9.7%	11.6%	11.9%
% of FP17s for the same patient ID Re-attending within 3 months - Adults	3,386	26,003	13.0%	14.2%	15.4%	16.0%
% of FP17s for the same patient ID Re-attending between 3 & 9 months - Children	4,232	6,333	66.8%	61.1%	59.4%	58.3%
% of FP17s for the same patient ID Re-attending between 3 & 9 months - Adults	16,674	26,003	64.1%	52.6%	51.3%	50.3%
% of FP17s for Band 1 Urgent Courses	2,552	31,079	8.2%	7.2%	8.0%	9.1%
% of FP17s Relating to Free Repair or Replacements	183	31,079	0.6%	0.8%	0.8%	0.8%
% of FP17s Relating to Continuations	410	31,079	1.3%	1.1%	1.0%	1.0%
% of Patients satisfied with the dentistry they have received	25	26	96.2%	91.9%	91.7%	91.5%
% of Patients satisfied with the time they had to wait for an appointment	25	26	96.2%	86.8%	88.3%	87.9%

* This is based on patients treated on this contract for their most recent course of treatment. Figures in italics indicate the base number of FP17s or Patient Questionnaire responses are less than 100. N/A is shown where the base number of responses is less than 10 during the period. % is calculated as Quantity/Base number*100

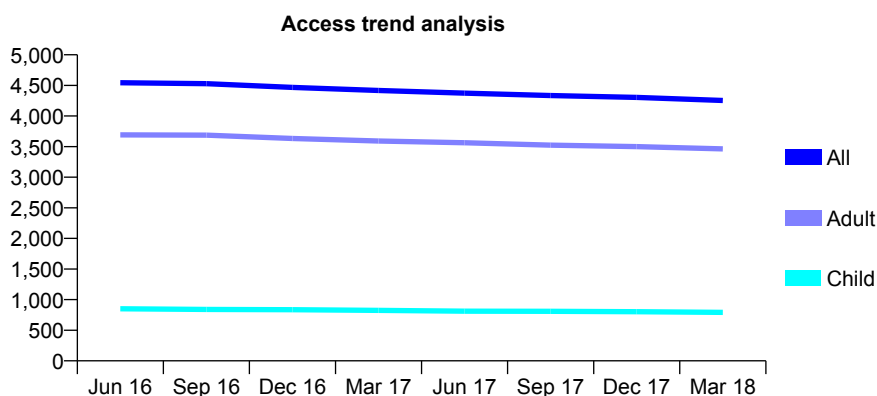
Q59 - Vital Signs At a Glance Contract Report for 144746/0001 - March 2018

Name or company name	Mr D G Norris, Miss R Dodsley, Mr A Parm:
Contract type name	GDS Contract
Purpose of contract	General and Orthodontic
Contract start date	01/04/2014
Contract end date	

17/18 Contracted general activity (UDA)	15,915
Carry forward general activity (UDA)	0
17/18 Contracted orthodontic activity (UOA)	297
Carry forward orthodontic activity (UOA)	0
Baseline contract value	£334,820.82

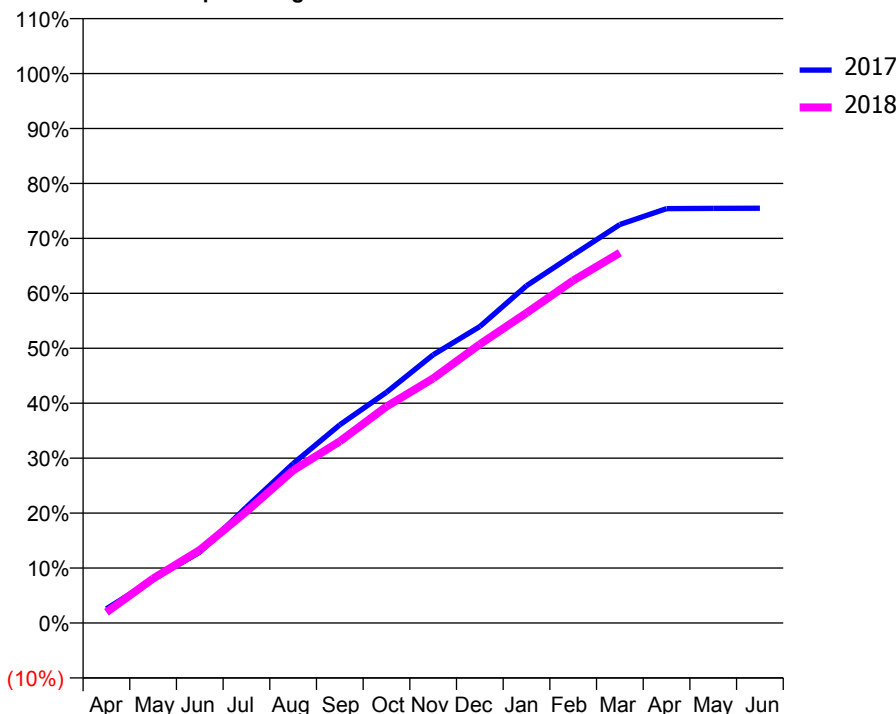
ACCESS*

Patients seen in 24 months	Total	Change since previous quarter
Quarter ending March 2017	4,417	
Quarter ending June 2017	4,374	→
Quarter ending September 2017	4,334	→
Quarter ending December 2017	4,304	→
Quarter ending March 2018	4,254	↓
Variance since March 2017	(3.7%)	↓



ACTIVITY

Cumulative percentage of contracted UDA delivered 2017 & 2018



Month	Adjusted Scheduled Activity (UDA)	
	2017	2018
April	413	312
May	1,267	1,288
June	2,052	2,114
July	3,360	3,232
August	4,618	4,421
September	5,741	5,262
October	6,682	6,272
November	7,767	7,086
December	8,589	8,072
January	9,771	8,981
February	10,660	9,922
March	11,542	10,722
April	12,000	
May	12,011	
June	12,014	

QUALITY

	Quantity	Base Number	Contract	AT	Region	England
% of FP17s for the same patient ID Re-attending within 3 months - Children	198	1,513	13.1%	9.7%	11.6%	11.9%
% of FP17s for the same patient ID Re-attending within 3 months - Adults	829	5,360	15.5%	14.2%	15.4%	16.0%
% of FP17s for the same patient ID Re-attending between 3 & 9 months - Children	1,099	1,513	72.6%	61.1%	59.4%	58.3%
% of FP17s for the same patient ID Re-attending between 3 & 9 months - Adults	2,954	5,360	55.1%	52.6%	51.3%	50.3%
% of FP17s for Band 1 Urgent Courses	182	6,602	2.8%	7.2%	8.0%	9.1%
% of FP17s Relating to Free Repair or Replacements	82	6,602	1.2%	0.8%	0.8%	0.8%
% of FP17s Relating to Continuations	238	6,602	3.6%	1.1%	1.0%	1.0%
% of Patients satisfied with the dentistry they have received	6	7	N/A	91.9%	91.7%	91.5%
% of Patients satisfied with the time they had to wait for an appointment	5	7	N/A	86.8%	88.3%	87.9%

* This is based on patients treated on this contract for their most recent course of treatment. Figures in italics indicate the base number of FP17s or Patient Questionnaire responses are less than 100. N/A is shown where the base number of responses is less than 10 during the period. % is calculated as Quantity/Base number*100

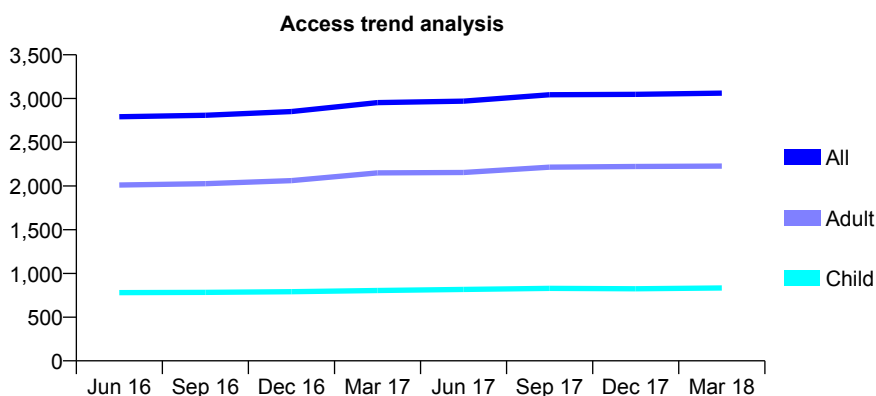
Q59 - Vital Signs At a Glance Contract Report for 147966/0002 - March 2018

Name or company name	Pure Dental Studio Ltd
Contract type name	GDS Contract
Purpose of contract	General
Contract start date	01/04/2010
Contract end date	

17/18 Contracted general activity (UDA)	6,255
Carry forward general activity (UDA)	223
17/18 Contracted orthodontic activity (UOA)	0
Carry forward orthodontic activity (UOA)	0
Baseline contract value	£189,188.54

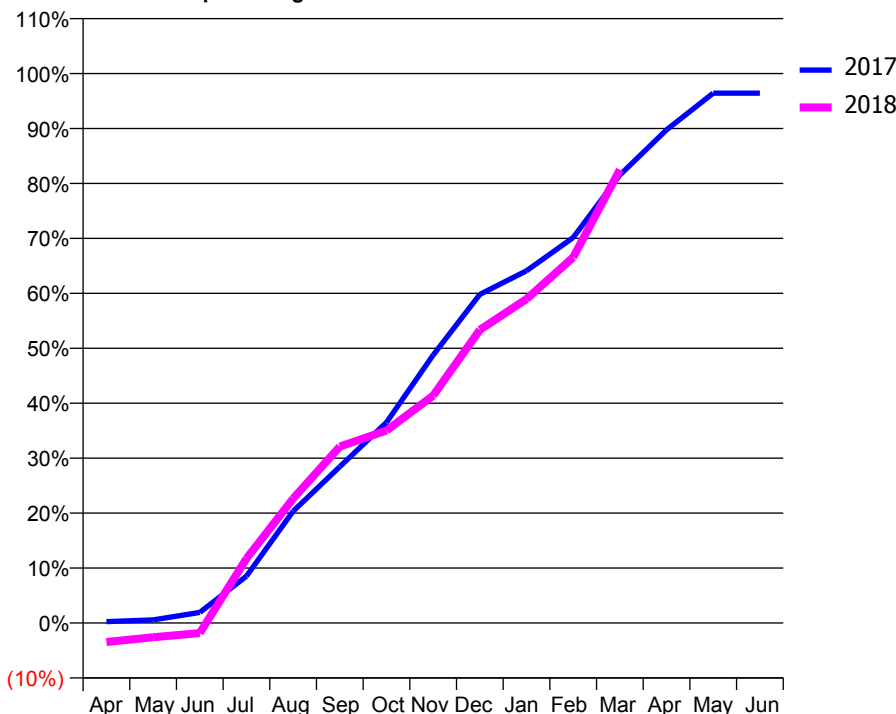
ACCESS*

Patients seen in 24 months	Total	Change since previous quarter
Quarter ending March 2017	2,954	
Quarter ending June 2017	2,970	→
Quarter ending September 2017	3,044	↑
Quarter ending December 2017	3,048	→
Quarter ending March 2018	3,062	→
Variance since March 2017	3.7%	↑



ACTIVITY

Cumulative percentage of contracted UDA delivered 2017 & 2018



Month	Adjusted Scheduled Activity (UDA)	
	2017	2018
April	16	-218
May	35	-163
June	121	-116
July	534	734
August	1,272	1,417
September	1,780	2,008
October	2,283	2,191
November	3,051	2,588
December	3,740	3,337
January	4,010	3,688
February	4,387	4,163
March	5,099	5,160
April	5,614	
May	6,032	
June	6,032	

QUALITY

	Quantity	Base Number	Contract	AT	Region	England
% of FP17s for the same patient ID Re-attending within 3 months - Children	94	1,379	6.8%	9.7%	11.6%	11.9%
% of FP17s for the same patient ID Re-attending within 3 months - Adults	362	3,222	11.2%	14.2%	15.4%	16.0%
% of FP17s for the same patient ID Re-attending between 3 & 9 months - Children	897	1,379	65.0%	61.1%	59.4%	58.3%
% of FP17s for the same patient ID Re-attending between 3 & 9 months - Adults	1,799	3,222	55.8%	52.6%	51.3%	50.3%
% of FP17s for Band 1 Urgent Courses	145	3,143	4.6%	7.2%	8.0%	9.1%
% of FP17s Relating to Free Repair or Replacements	14	3,143	0.4%	0.8%	0.8%	0.8%
% of FP17s Relating to Continuations	46	3,143	1.5%	1.1%	1.0%	1.0%
% of Patients satisfied with the dentistry they have received	5	8	N/A	91.9%	91.7%	91.5%
% of Patients satisfied with the time they had to wait for an appointment	7	8	N/A	86.8%	88.3%	87.9%

* This is based on patients treated on this contract for their most recent course of treatment. Figures in italics indicate the base number of FP17s or Patient Questionnaire responses are less than 100. N/A is shown where the base number of responses is less than 10 during the period. % is calculated as Quantity/Base number*100

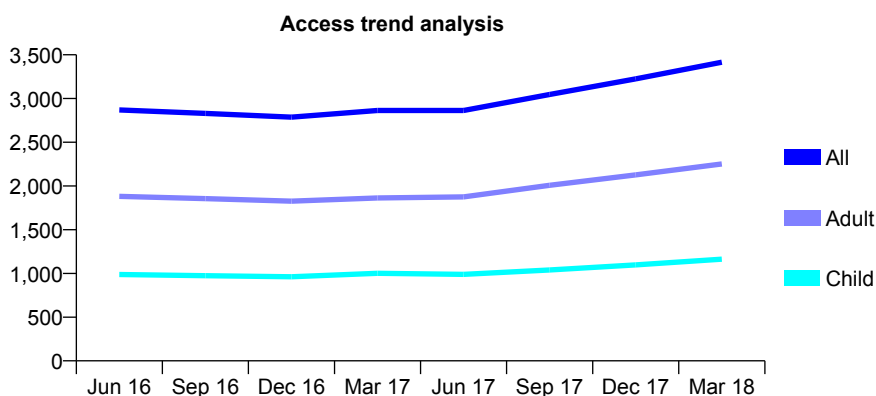
Q59 - Vital Signs At a Glance Contract Report for 149454/0001 - March 2018

Name or company name	Dental Care Clinic Limited
Contract type name	GDS Contract
Purpose of contract	General
Contract start date	01/04/2008
Contract end date	

17/18 Contracted general activity (UDA)	12,730
Carry forward general activity (UDA)	892
17/18 Contracted orthodontic activity (UOA)	0
Carry forward orthodontic activity (UOA)	0
Baseline contract value	£353,920.15

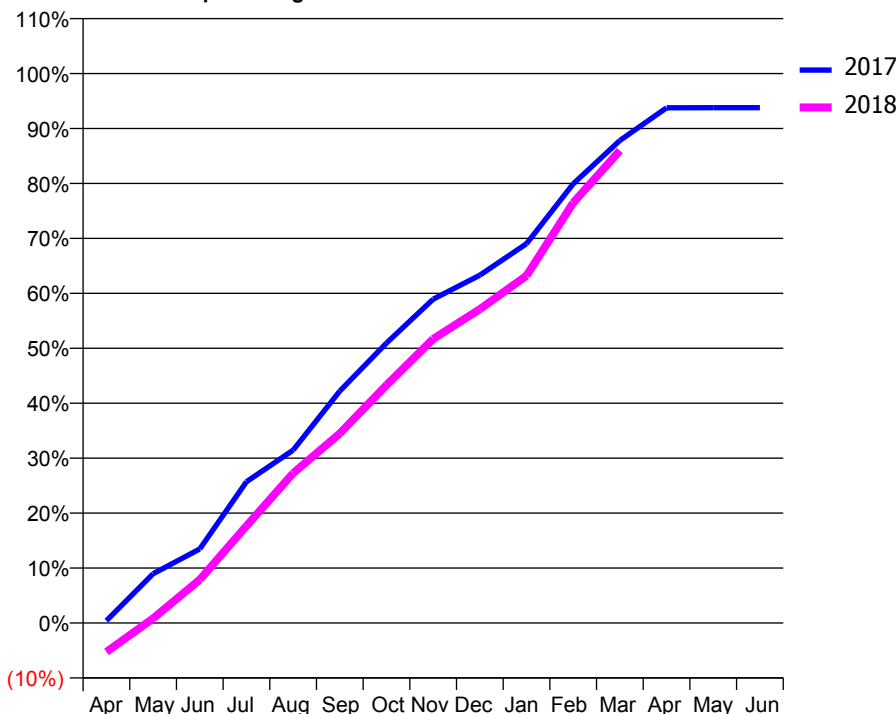
ACCESS*

Patients seen in 24 months	Total	Change since previous quarter
Quarter ending March 2017	2,864	
Quarter ending June 2017	2,864	→
Quarter ending September 2017	3,046	↑
Quarter ending December 2017	3,224	↑
Quarter ending March 2018	3,415	↑
Variance since March 2017	19.2%	↑



ACTIVITY

Cumulative percentage of contracted UDA delivered 2017 & 2018



Month	Adjusted Scheduled Activity (UDA)	
	2017	2018
April	61	-672
May	1,284	108
June	1,933	1,006
July	3,685	2,251
August	4,507	3,470
September	6,047	4,392
October	7,300	5,512
November	8,446	6,582
December	9,072	7,271
January	9,890	8,046
February	11,454	9,734
March	12,584	10,944
April	13,436	
May	13,437	
June	13,438	

QUALITY

	Quantity	Base Number	Contract	AT	Region	England
% of FP17s for the same patient ID Re-attending within 3 months - Children	131	2,011	6.5%	9.7%	11.6%	11.9%
% of FP17s for the same patient ID Re-attending within 3 months - Adults	550	3,306	16.6%	14.2%	15.4%	16.0%
% of FP17s for the same patient ID Re-attending between 3 & 9 months - Children	1,316	2,011	65.4%	61.1%	59.4%	58.3%
% of FP17s for the same patient ID Re-attending between 3 & 9 months - Adults	1,581	3,306	47.8%	52.6%	51.3%	50.3%
% of FP17s for Band 1 Urgent Courses	283	4,952	5.7%	7.2%	8.0%	9.1%
% of FP17s Relating to Free Repair or Replacements	39	4,952	0.8%	0.8%	0.8%	0.8%
% of FP17s Relating to Continuations	48	4,952	1.0%	1.1%	1.0%	1.0%
% of Patients satisfied with the dentistry they have received	1	3	N/A	91.9%	91.7%	91.5%
% of Patients satisfied with the time they had to wait for an appointment	1	3	N/A	86.8%	88.3%	87.9%

* This is based on patients treated on this contract for their most recent course of treatment. Figures in italics indicate the base number of FP17s or Patient Questionnaire responses are less than 100. N/A is shown where the base number of responses is less than 10 during the period. % is calculated as Quantity/Base number*100

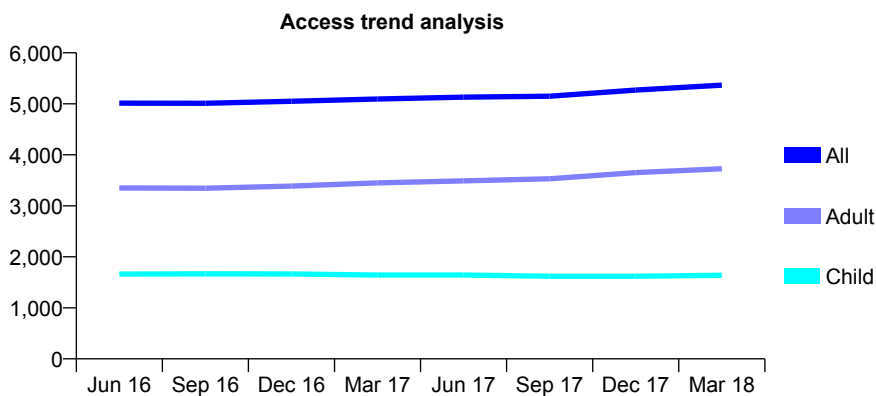
Q59 - Vital Signs At a Glance Contract Report for 151122/0001 - March 2018

Name or company name	M Hamburger & R Sadler
Contract type name	GDS Contract
Purpose of contract	General
Contract start date	01/04/2006
Contract end date	

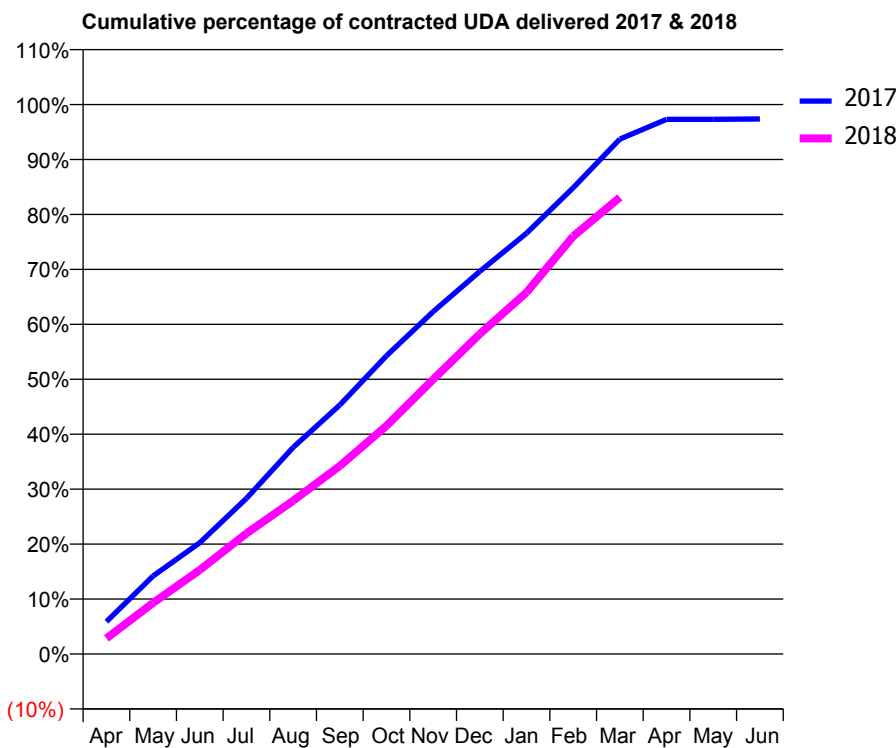
17/18 Contracted general activity (UDA)	16,975
Carry forward general activity (UDA)	0
17/18 Contracted orthodontic activity (UOA)	0
Carry forward orthodontic activity (UOA)	0
Baseline contract value	£370,587.76

ACCESS*

Patients seen in 24 months	Total	Change since previous quarter
Quarter ending March 2017	5,093	
Quarter ending June 2017	5,132	→
Quarter ending September 2017	5,150	→
Quarter ending December 2017	5,270	↑
Quarter ending March 2018	5,365	→
Variance since March 2017	5.3%	↑



ACTIVITY



Month	Adjusted Scheduled Activity (UDA)	
	2017	2018
April	785	482
May	1,898	1,578
June	2,704	2,595
July	3,782	3,725
August	5,019	4,737
September	6,051	5,811
October	7,244	7,048
November	8,317	8,483
December	9,297	9,888
January	10,223	11,168
February	11,328	12,905
March	12,510	14,105
April	12,989	
May	12,989	
June	12,998	

QUALITY

	Quantity	Base Number	Contract	AT	Region	England
% of FP17s for the same patient ID Re-attending within 3 months - Children	189	2,586	7.3%	9.7%	11.6%	11.9%
% of FP17s for the same patient ID Re-attending within 3 months - Adults	999	5,765	17.3%	14.2%	15.4%	16.0%
% of FP17s for the same patient ID Re-attending between 3 & 9 months - Children	1,626	2,586	62.9%	61.1%	59.4%	58.3%
% of FP17s for the same patient ID Re-attending between 3 & 9 months - Adults	3,112	5,765	54.0%	52.6%	51.3%	50.3%
% of FP17s for Band 1 Urgent Courses	718	7,602	9.4%	7.2%	8.0%	9.1%
% of FP17s Relating to Free Repair or Replacements	156	7,602	2.1%	0.8%	0.8%	0.8%
% of FP17s Relating to Continuations	29	7,602	0.4%	1.1%	1.0%	1.0%
% of Patients satisfied with the dentistry they have received	7	8	N/A	91.9%	91.7%	91.5%
% of Patients satisfied with the time they had to wait for an appointment	6	8	N/A	86.8%	88.3%	87.9%

* This is based on patients treated on this contract for their most recent course of treatment. Figures in italics indicate the base number of FP17s or Patient Questionnaire responses are less than 100. N/A is shown where the base number of responses is less than 10 during the period. % is calculated as Quantity/Base number*100

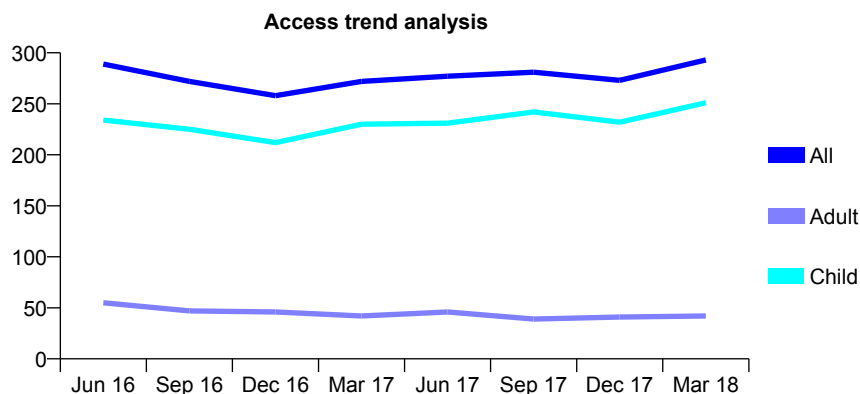
Q59 - Vital Signs At a Glance Contract Report for 151653/0001 - March 2018

Name or company name	The Forum Practice Ltd
Contract type name	GDS Contract
Purpose of contract	General and Orthodontic
Contract start date	01/10/2011
Contract end date	

17/18 Contracted general activity (UDA)	500
Carry forward general activity (UDA)	0
17/18 Contracted orthodontic activity (UOA)	1,473
Carry forward orthodontic activity (UOA)	6
Baseline contract value	£106,674.11

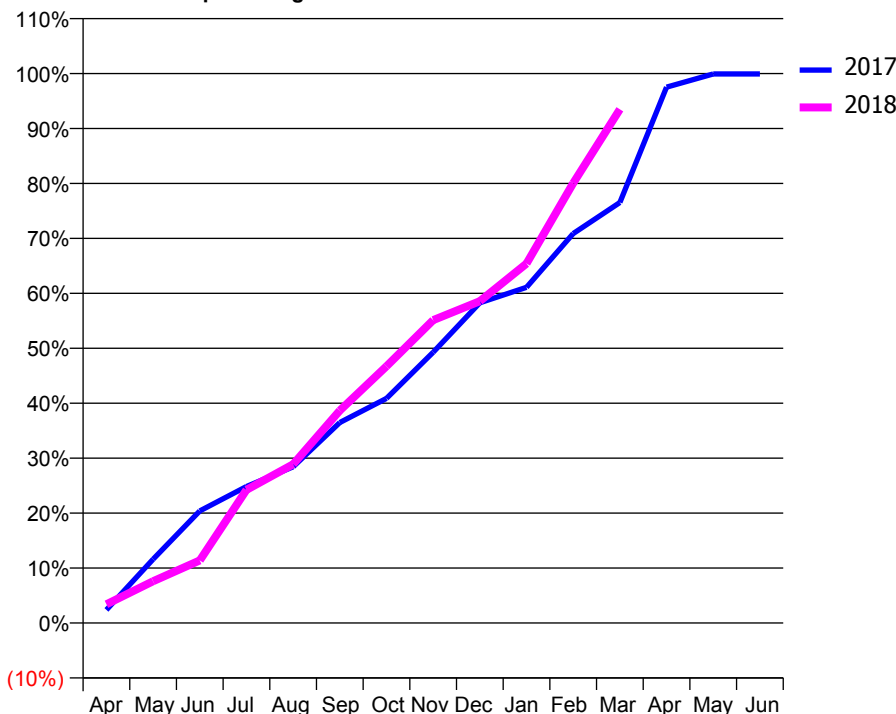
ACCESS*

Patients seen in 24 months	Total	Change since previous quarter
Quarter ending March 2017	272	
Quarter ending June 2017	277	→
Quarter ending September 2017	281	→
Quarter ending December 2017	273	↓
Quarter ending March 2018	293	↑
Variance since March 2017	7.7%	↑



ACTIVITY

Cumulative percentage of contracted UDA delivered 2017 & 2018



Month	Adjusted Scheduled Activity (UDA)	
	2017	2018
April	12	17
May	58	38
June	102	57
July	124	121
August	142	144
September	182	193
October	204	234
November	246	276
December	291	293
January	305	327
February	354	400
March	383	467
April	488	
May	500	
June	500	

QUALITY

	Quantity	Base Number	Contract	AT	Region	England
% of FP17s for the same patient ID Re-attending within 3 months - Children	33	561	5.9%	9.7%	11.6%	11.9%
% of FP17s for the same patient ID Re-attending within 3 months - Adults	1	23	4.3%	14.2%	15.4%	16.0%
% of FP17s for the same patient ID Re-attending between 3 & 9 months - Children	226	561	40.3%	61.1%	59.4%	58.3%
% of FP17s for the same patient ID Re-attending between 3 & 9 months - Adults	9	23	39.1%	52.6%	51.3%	50.3%
% of FP17s for Band 1 Urgent Courses	7	323	2.2%	7.2%	8.0%	9.1%
% of FP17s Relating to Free Repair or Replacements	0	323	0.0%	0.8%	0.8%	0.8%
% of FP17s Relating to Continuations	2	323	0.6%	1.1%	1.0%	1.0%
% of Patients satisfied with the dentistry they have received	0	0	N/A	91.9%	91.7%	91.5%
% of Patients satisfied with the time they had to wait for an appointment	0	0	N/A	86.8%	88.3%	87.9%

* This is based on patients treated on this contract for their most recent course of treatment. Figures in italics indicate the base number of FP17s or Patient Questionnaire responses are less than 100. N/A is shown where the base number of responses is less than 10 during the period. % is calculated as Quantity/Base number*100

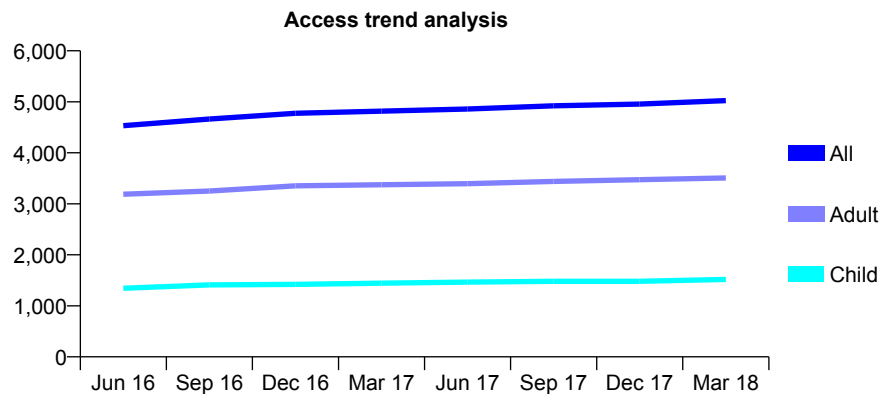
Q59 - Vital Signs At a Glance Contract Report for 153370/0001 - March 2018

Name or company name	Mrs K Attwall and Miss K Sadhra
Contract type name	GDS Contract
Purpose of contract	General and Orthodontic
Contract start date	01/04/2009
Contract end date	

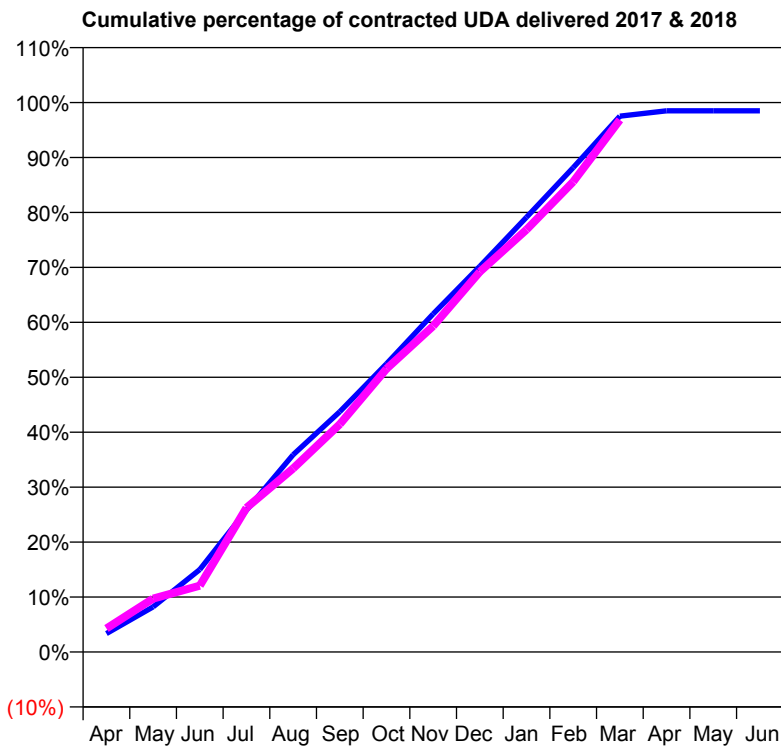
17/18 Contracted general activity (UDA)	15,375
Carry forward general activity (UDA)	219
17/18 Contracted orthodontic activity (UOA)	0
Carry forward orthodontic activity (UOA)	0
Baseline contract value	£375,776.05

ACCESS*

Patients seen in 24 months	Total	Change since previous quarter
Quarter ending March 2017	4,818	
Quarter ending June 2017	4,859	→
Quarter ending September 2017	4,921	→
Quarter ending December 2017	4,955	→
Quarter ending March 2018	5,024	→
Variance since March 2017	4.3%	↑



ACTIVITY



Month	Adjusted Scheduled Activity (UDA)	
	2017	2018
April	491	658
May	1,200	1,493
June	2,189	1,858
July	3,766	4,037
August	5,236	5,136
September	6,381	6,376
October	7,653	7,922
November	8,977	9,121
December	10,241	10,638
January	11,542	11,819
February	12,860	13,157
March	14,225	14,889
April	14,366	
May	14,366	
June	14,369	

QUALITY

	Quantity	Base Number	Contract	AT	Region	England
% of FP17s for the same patient ID Re-attending within 3 months - Children	261	2,563	10.2%	9.7%	11.6%	11.9%
% of FP17s for the same patient ID Re-attending within 3 months - Adults	819	5,669	14.4%	14.2%	15.4%	16.0%
% of FP17s for the same patient ID Re-attending between 3 & 9 months - Children	1,676	2,563	65.4%	61.1%	59.4%	58.3%
% of FP17s for the same patient ID Re-attending between 3 & 9 months - Adults	3,541	5,669	62.5%	52.6%	51.3%	50.3%
% of FP17s for Band 1 Urgent Courses	443	8,122	5.5%	7.2%	8.0%	9.1%
% of FP17s Relating to Free Repair or Replacements	81	8,122	1.0%	0.8%	0.8%	0.8%
% of FP17s Relating to Continuations	69	8,122	0.8%	1.1%	1.0%	1.0%
% of Patients satisfied with the dentistry they have received	8	9	N/A	91.9%	91.7%	91.5%
% of Patients satisfied with the time they had to wait for an appointment	8	9	N/A	86.8%	88.3%	87.9%

* This is based on patients treated on this contract for their most recent course of treatment. Figures in italics indicate the base number of FP17s or Patient Questionnaire responses are less than 100. N/A is shown where the base number of responses is less than 10 during the period. % is calculated as Quantity/Base number*100

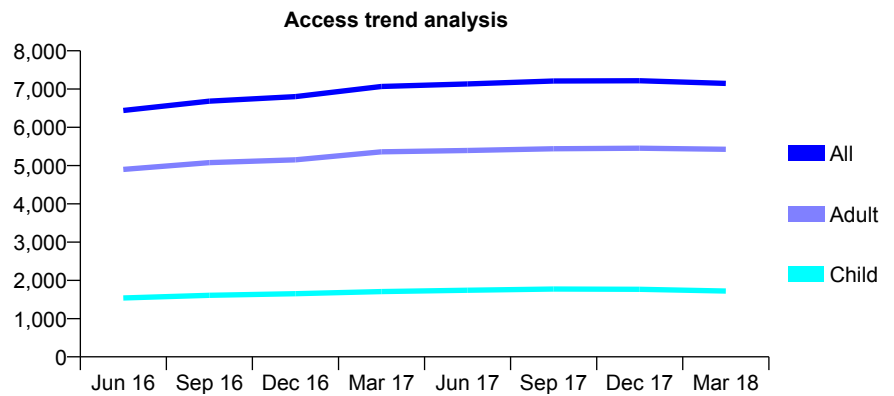
Q59 - Vital Signs At a Glance Contract Report for 153796/0002 - March 2018

Name or company name	Smile Centre (Boston) Ltd
Contract type name	GDS Contract
Purpose of contract	General
Contract start date	01/04/2013
Contract end date	

17/18 Contracted general activity (UDA)	21,200
Carry forward general activity (UDA)	567
17/18 Contracted orthodontic activity (UOA)	0
Carry forward orthodontic activity (UOA)	0
Baseline contract value	£575,766.46

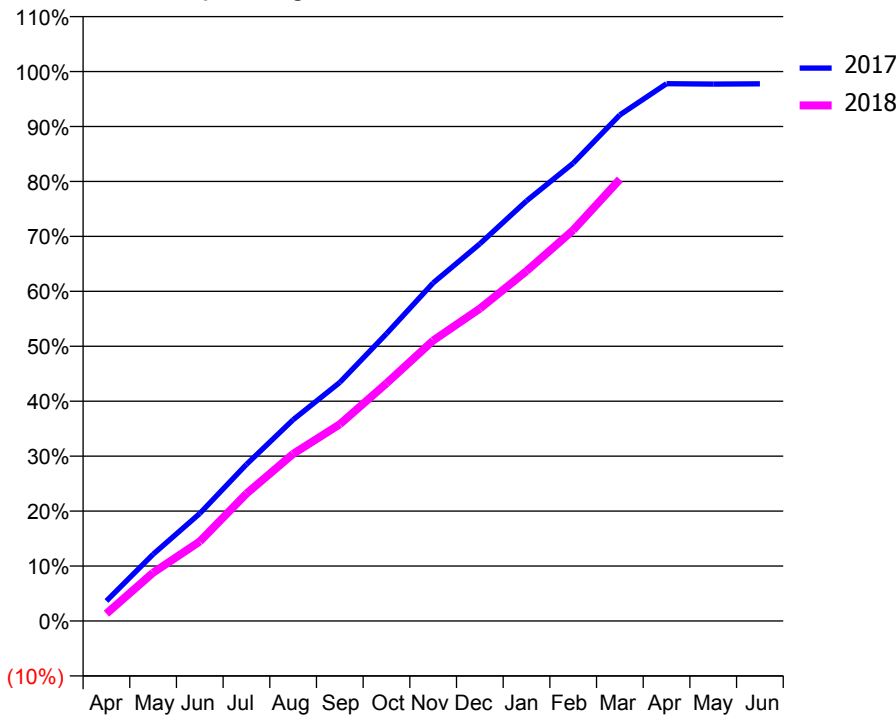
ACCESS*

Patients seen in 24 months	Total	Change since previous quarter
Quarter ending March 2017	7,066	
Quarter ending June 2017	7,135	→
Quarter ending September 2017	7,211	→
Quarter ending December 2017	7,219	→
Quarter ending March 2018	7,147	→
Variance since March 2017	1.1%	→



ACTIVITY

Cumulative percentage of contracted UDA delivered 2017 & 2018



Month	Adjusted Scheduled Activity (UDA)	
	2017	2018
April	923	285
May	3,061	1,867
June	4,933	3,066
July	7,183	4,918
August	9,230	6,446
September	10,945	7,593
October	13,177	9,172
November	15,506	10,821
December	17,294	12,052
January	19,264	13,503
February	20,997	15,082
March	23,213	17,043
April	24,642	
May	24,625	
June	24,633	

QUALITY

	Quantity	Base Number	Contract	AT	Region	England
% of FP17s for the same patient ID Re-attending within 3 months - Children	224	2,341	9.6%	9.7%	11.6%	11.9%
% of FP17s for the same patient ID Re-attending within 3 months - Adults	850	5,763	14.7%	14.2%	15.4%	16.0%
% of FP17s for the same patient ID Re-attending between 3 & 9 months - Children	1,275	2,341	54.5%	61.1%	59.4%	58.3%
% of FP17s for the same patient ID Re-attending between 3 & 9 months - Adults	2,198	5,763	38.1%	52.6%	51.3%	50.3%
% of FP17s for Band 1 Urgent Courses	1,901	7,631	24.9%	7.2%	8.0%	9.1%
% of FP17s Relating to Free Repair or Replacements	33	7,631	0.4%	0.8%	0.8%	0.8%
% of FP17s Relating to Continuations	15	7,631	0.2%	1.1%	1.0%	1.0%
% of Patients satisfied with the dentistry they have received	4	5	N/A	91.9%	91.7%	91.5%
% of Patients satisfied with the time they had to wait for an appointment	5	5	N/A	86.8%	88.3%	87.9%

* This is based on patients treated on this contract for their most recent course of treatment. Figures in italics indicate the base number of FP17s or Patient Questionnaire responses are less than 100. N/A is shown where the base number of responses is less than 10 during the period. % is calculated as Quantity/Base number*100

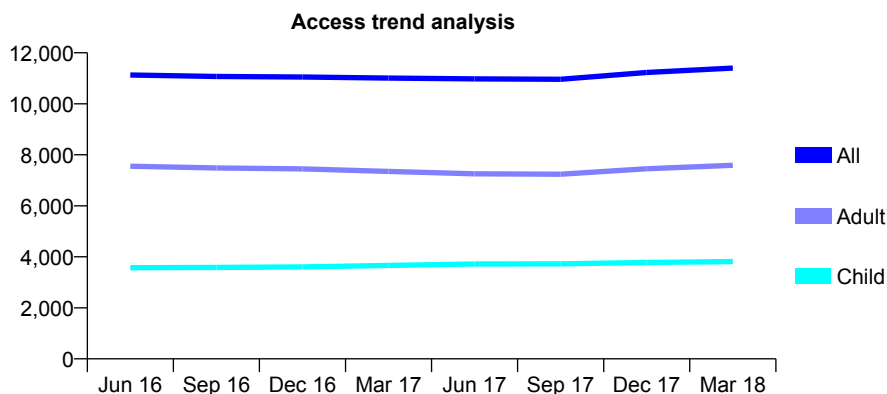
Q59 - Vital Signs At a Glance Contract Report for 153931/0001 - March 2018

Name or company name	Wong, Wallbuton, Eastwood, Ashraf & But
Contract type name	GDS Contract
Purpose of contract	General and Orthodontic
Contract start date	01/04/2006
Contract end date	

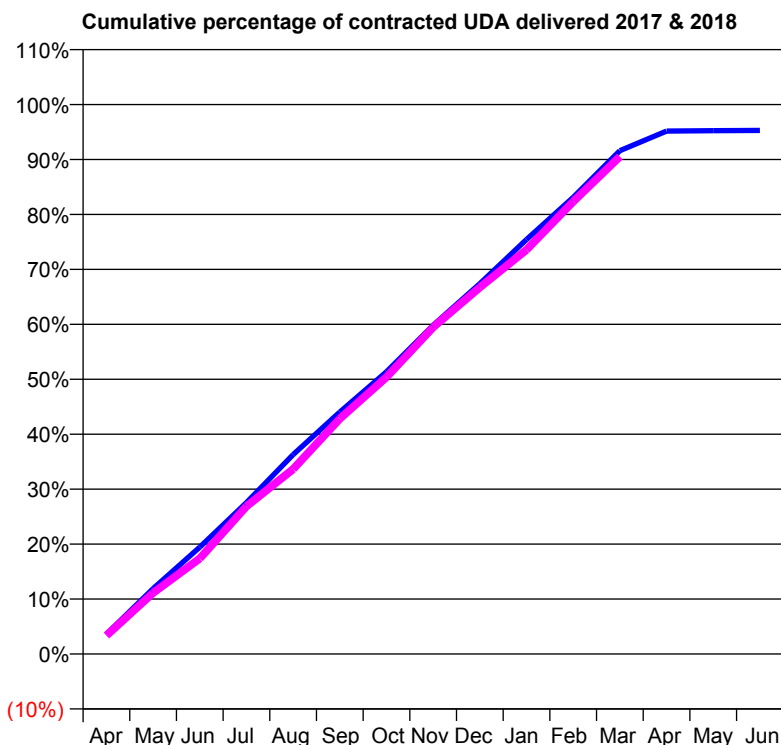
17/18 Contracted general activity (UDA)	31,000
Carry forward general activity (UDA)	0
17/18 Contracted orthodontic activity (UOA)	524
Carry forward orthodontic activity (UOA)	4
Baseline contract value	£726,306.87

ACCESS*

Patients seen in 24 months	Total	Change since previous quarter
Quarter ending March 2017	11,011	
Quarter ending June 2017	10,976	→
Quarter ending September 2017	10,963	→
Quarter ending December 2017	11,228	↑
Quarter ending March 2018	11,402	→
Variance since March 2017	3.6%	↑



ACTIVITY



Month	Adjusted Scheduled Activity (UDA)	
	2017	2018
April	1,051	1,043
May	3,454	3,452
June	5,641	5,391
July	7,988	8,330
August	10,523	10,431
September	12,770	13,276
October	14,895	15,622
November	17,351	18,433
December	19,550	20,684
January	21,877	22,803
February	24,098	25,525
March	26,563	28,065
April	27,597	
May	27,621	
June	27,633	

QUALITY

	Quantity	Base Number	Contract	AT	Region	England
% of FP17s for the same patient ID Re-attending within 3 months - Children	482	6,443	7.5%	9.7%	11.6%	11.9%
% of FP17s for the same patient ID Re-attending within 3 months - Adults	1,245	11,706	10.6%	14.2%	15.4%	16.0%
% of FP17s for the same patient ID Re-attending between 3 & 9 months - Children	4,411	6,443	68.5%	61.1%	59.4%	58.3%
% of FP17s for the same patient ID Re-attending between 3 & 9 months - Adults	7,176	11,706	61.3%	52.6%	51.3%	50.3%
% of FP17s for Band 1 Urgent Courses	819	16,096	5.1%	7.2%	8.0%	9.1%
% of FP17s Relating to Free Repair or Replacements	187	16,096	1.2%	0.8%	0.8%	0.8%
% of FP17s Relating to Continuations	154	16,096	1.0%	1.1%	1.0%	1.0%
% of Patients satisfied with the dentistry they have received	13	14	92.9%	91.9%	91.7%	91.5%
% of Patients satisfied with the time they had to wait for an appointment	13	14	92.9%	86.8%	88.3%	87.9%

* This is based on patients treated on this contract for their most recent course of treatment. Figures in italics indicate the base number of FP17s or Patient Questionnaire responses are less than 100. N/A is shown where the base number of responses is less than 10 during the period. % is calculated as Quantity/Base number*100

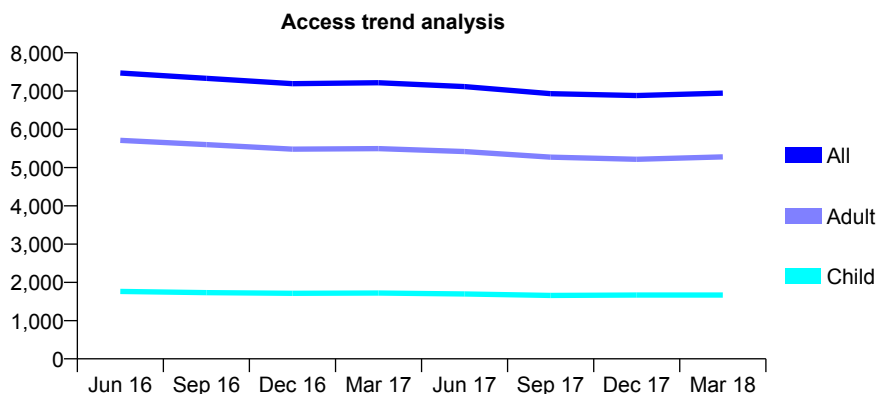
Q59 - Vital Signs At a Glance Contract Report for 156132/0001 - March 2018

Name or company name	S Lidder & S Chahal T/A Lutterworth DP
Contract type name	GDS Contract
Purpose of contract	General
Contract start date	01/08/2013
Contract end date	

17/18 Contracted general activity (UDA)	14,326
Carry forward general activity (UDA)	3,432
17/18 Contracted orthodontic activity (UOA)	0
Carry forward orthodontic activity (UOA)	0
Baseline contract value	£323,375.21

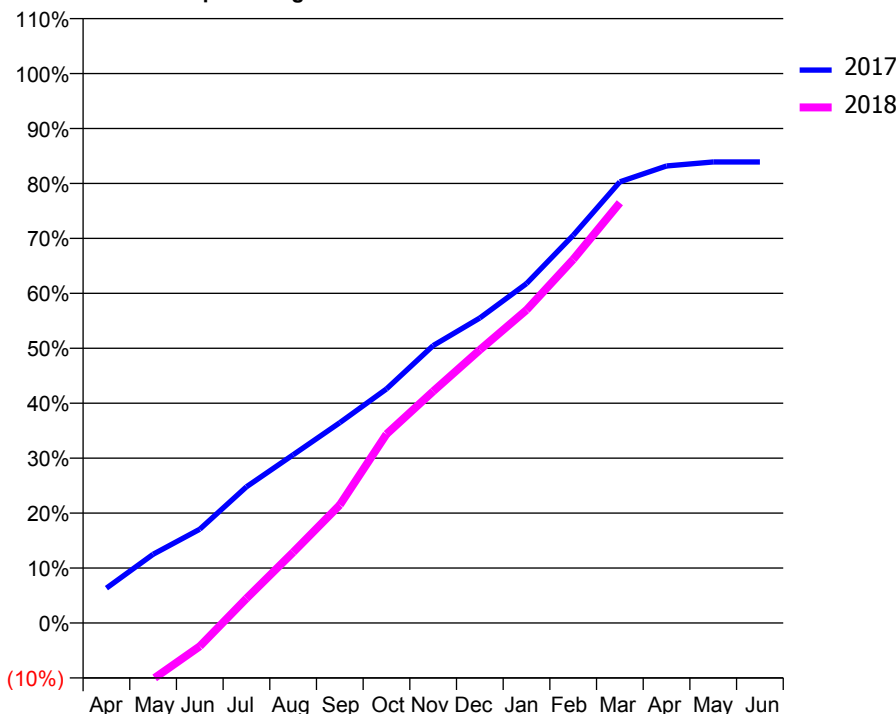
ACCESS*

Patients seen in 24 months	Total	Change since previous quarter
Quarter ending March 2017	7,216	
Quarter ending June 2017	7,116	↓
Quarter ending September 2017	6,932	↓
Quarter ending December 2017	6,883	→
Quarter ending March 2018	6,947	→
Variance since March 2017	(3.7%)	↓



ACTIVITY

Cumulative percentage of contracted UDA delivered 2017 & 2018



Month	Adjusted Scheduled Activity (UDA)	
	2017	2018
April	1,355	-2,914
May	2,669	-1,466
June	3,642	-611
July	5,285	641
August	6,527	1,845
September	7,775	3,079
October	9,087	4,923
November	10,765	6,039
December	11,839	7,123
January	13,173	8,162
February	15,049	9,478
March	17,120	10,956
April	17,740	
May	17,894	
June	17,894	

QUALITY

	Quantity	Base Number	Contract	AT	Region	England
% of FP17s for the same patient ID Re-attending within 3 months - Children	116	2,521	4.6%	9.7%	11.6%	11.9%
% of FP17s for the same patient ID Re-attending within 3 months - Adults	867	6,965	12.4%	14.2%	15.4%	16.0%
% of FP17s for the same patient ID Re-attending between 3 & 9 months - Children	1,739	2,521	69.0%	61.1%	59.4%	58.3%
% of FP17s for the same patient ID Re-attending between 3 & 9 months - Adults	3,446	6,965	49.5%	52.6%	51.3%	50.3%
% of FP17s for Band 1 Urgent Courses	436	8,505	5.1%	7.2%	8.0%	9.1%
% of FP17s Relating to Free Repair or Replacements	69	8,505	0.8%	0.8%	0.8%	0.8%
% of FP17s Relating to Continuations	17	8,505	0.2%	1.1%	1.0%	1.0%
% of Patients satisfied with the dentistry they have received	7	7	N/A	91.9%	91.7%	91.5%
% of Patients satisfied with the time they had to wait for an appointment	7	7	N/A	86.8%	88.3%	87.9%

* This is based on patients treated on this contract for their most recent course of treatment. Figures in italics indicate the base number of FP17s or Patient Questionnaire responses are less than 100. N/A is shown where the base number of responses is less than 10 during the period. % is calculated as Quantity/Base number*100

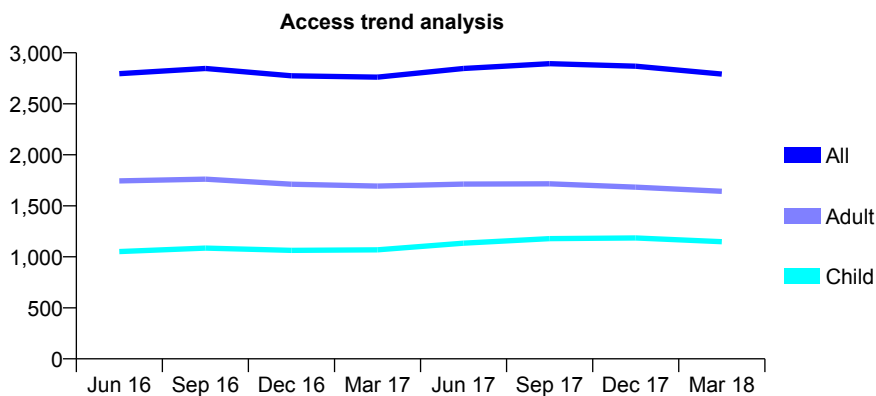
Q59 - Vital Signs At a Glance Contract Report for 157813/0001 - March 2018

Name or company name	H.S. Virdee (Home Farm) Ltd.
Contract type name	GDS Contract
Purpose of contract	General and Orthodontic
Contract start date	01/09/2009
Contract end date	

17/18 Contracted general activity (UDA)	8,251
Carry forward general activity (UDA)	-147
17/18 Contracted orthodontic activity (UOA)	125
Carry forward orthodontic activity (UOA)	0
Baseline contract value	£218,625.16

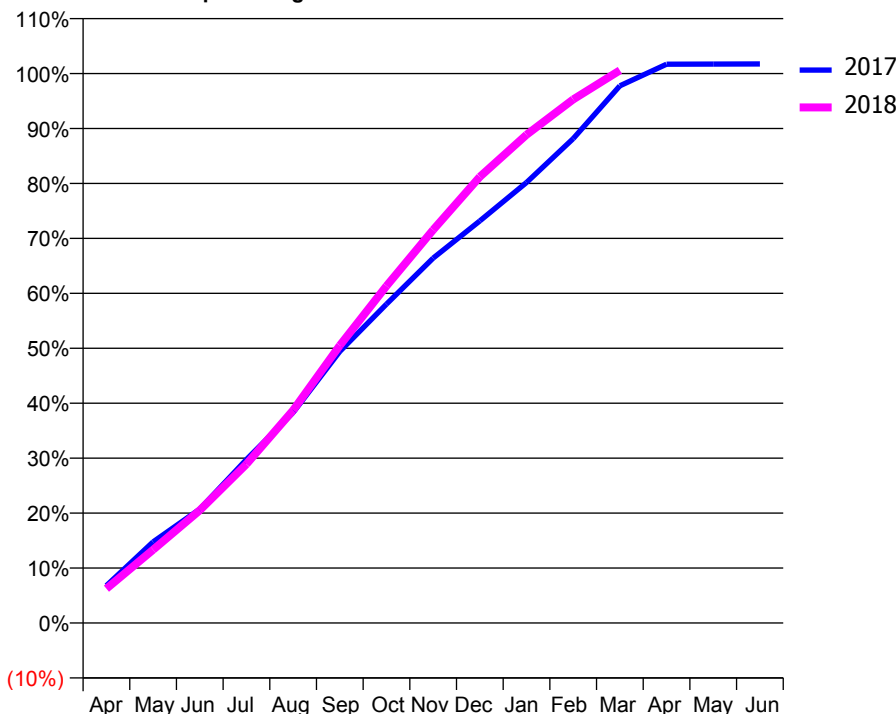
ACCESS*

Patients seen in 24 months	Total	Change since previous quarter
Quarter ending March 2017	2,761	
Quarter ending June 2017	2,847	↑
Quarter ending September 2017	2,894	→
Quarter ending December 2017	2,868	→
Quarter ending March 2018	2,792	↓
Variance since March 2017	1.1%	→



ACTIVITY

Cumulative percentage of contracted UDA delivered 2017 & 2018



Month	Adjusted Scheduled Activity (UDA)	
	2017	2018
April	572	515
May	1,241	1,101
June	1,742	1,693
July	2,501	2,387
August	3,219	3,195
September	4,152	4,168
October	4,875	5,060
November	5,578	5,904
December	6,147	6,701
January	6,734	7,330
February	7,405	7,861
March	8,212	8,298
April	8,543	
May	8,546	
June	8,548	

QUALITY

	Quantity	Base Number	Contract	AT	Region	England
% of FP17s for the same patient ID Re-attending within 3 months - Children	75	1,451	5.2%	9.7%	11.6%	11.9%
% of FP17s for the same patient ID Re-attending within 3 months - Adults	224	2,010	11.1%	14.2%	15.4%	16.0%
% of FP17s for the same patient ID Re-attending between 3 & 9 months - Children	715	1,451	49.3%	61.1%	59.4%	58.3%
% of FP17s for the same patient ID Re-attending between 3 & 9 months - Adults	889	2,010	44.2%	52.6%	51.3%	50.3%
% of FP17s for Band 1 Urgent Courses	153	2,985	5.1%	7.2%	8.0%	9.1%
% of FP17s Relating to Free Repair or Replacements	15	2,985	0.5%	0.8%	0.8%	0.8%
% of FP17s Relating to Continuations	25	2,985	0.8%	1.1%	1.0%	1.0%
% of Patients satisfied with the dentistry they have received	1	1	N/A	91.9%	91.7%	91.5%
% of Patients satisfied with the time they had to wait for an appointment	1	1	N/A	86.8%	88.3%	87.9%

* This is based on patients treated on this contract for their most recent course of treatment. Figures in italics indicate the base number of FP17s or Patient Questionnaire responses are less than 100. N/A is shown where the base number of responses is less than 10 during the period. % is calculated as Quantity/Base number*100

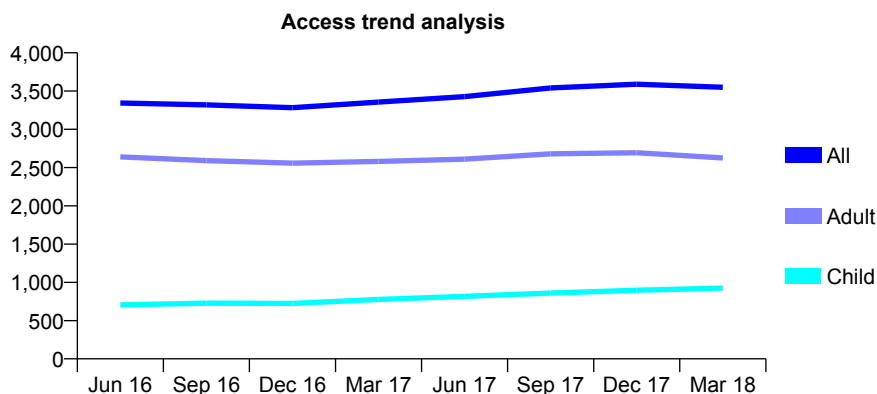
Q59 - Vital Signs At a Glance Contract Report for 159212/0001 - March 2018

Name or company name	J Ahmad, M Hallen, A Persson & A Alfreds
Contract type name	GDS Contract
Purpose of contract	General
Contract start date	05/10/2009
Contract end date	

17/18 Contracted general activity (UDA)	9,188
Carry forward general activity (UDA)	235
17/18 Contracted orthodontic activity (UOA)	0
Carry forward orthodontic activity (UOA)	0
Baseline contract value	£232,821.06

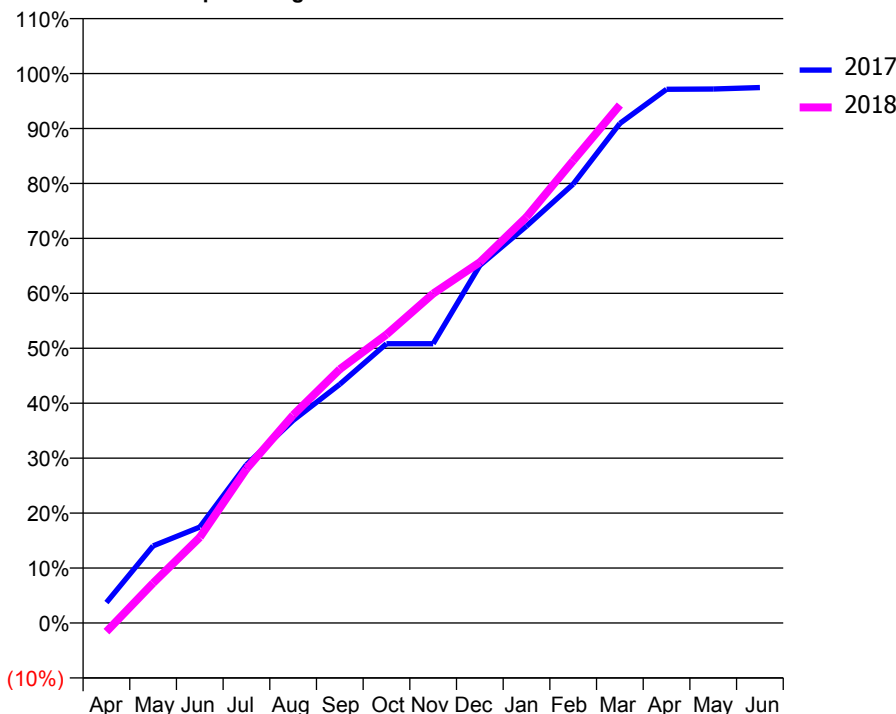
ACCESS*

Patients seen in 24 months	Total	Change since previous quarter
Quarter ending March 2017	3,356	
Quarter ending June 2017	3,427	↑
Quarter ending September 2017	3,541	↑
Quarter ending December 2017	3,590	→
Quarter ending March 2018	3,549	↓
Variance since March 2017	5.8%	↑



ACTIVITY

Cumulative percentage of contracted UDA delivered 2017 & 2018



Adjusted Scheduled Activity (UDA)

Month	2017	2018
April	343	-146
May	1,289	668
June	1,605	1,432
July	2,649	2,576
August	3,387	3,477
September	3,993	4,245
October	4,669	4,823
November	4,669	5,509
December	5,979	6,032
January	6,636	6,789
February	7,339	7,732
March	8,353	8,661
April	8,924	
May	8,929	
June	8,953	

QUALITY

	Quantity	Base Number	Contract	AT	Region	England
% of FP17s for the same patient ID Re-attending within 3 months - Children	94	1,393	6.7%	9.7%	11.6%	11.9%
% of FP17s for the same patient ID Re-attending within 3 months - Adults	450	3,855	11.7%	14.2%	15.4%	16.0%
% of FP17s for the same patient ID Re-attending between 3 & 9 months - Children	821	1,393	58.9%	61.1%	59.4%	58.3%
% of FP17s for the same patient ID Re-attending between 3 & 9 months - Adults	2,294	3,855	59.5%	52.6%	51.3%	50.3%
% of FP17s for Band 1 Urgent Courses	192	4,966	3.9%	7.2%	8.0%	9.1%
% of FP17s Relating to Free Repair or Replacements	29	4,966	0.6%	0.8%	0.8%	0.8%
% of FP17s Relating to Continuations	70	4,966	1.4%	1.1%	1.0%	1.0%
% of Patients satisfied with the dentistry they have received	7	7	N/A	91.9%	91.7%	91.5%
% of Patients satisfied with the time they had to wait for an appointment	7	7	N/A	86.8%	88.3%	87.9%

* This is based on patients treated on this contract for their most recent course of treatment. Figures in italics indicate the base number of FP17s or Patient Questionnaire responses are less than 100. N/A is shown where the base number of responses is less than 10 during the period. % is calculated as Quantity/Base number*100

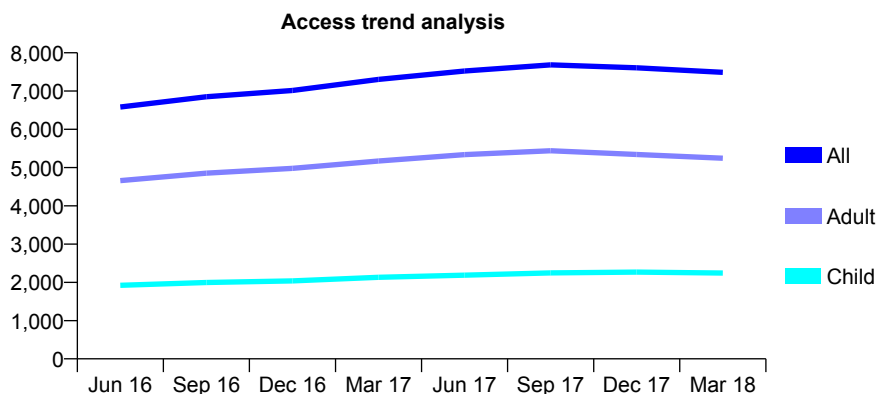
Q59 - Vital Signs At a Glance Contract Report for 160652/0001 - March 2018

Name or company name	Carillon Dental Care Limited
Contract type name	Pilot Contract
Purpose of contract	General
Contract start date	01/05/2014
Contract end date	

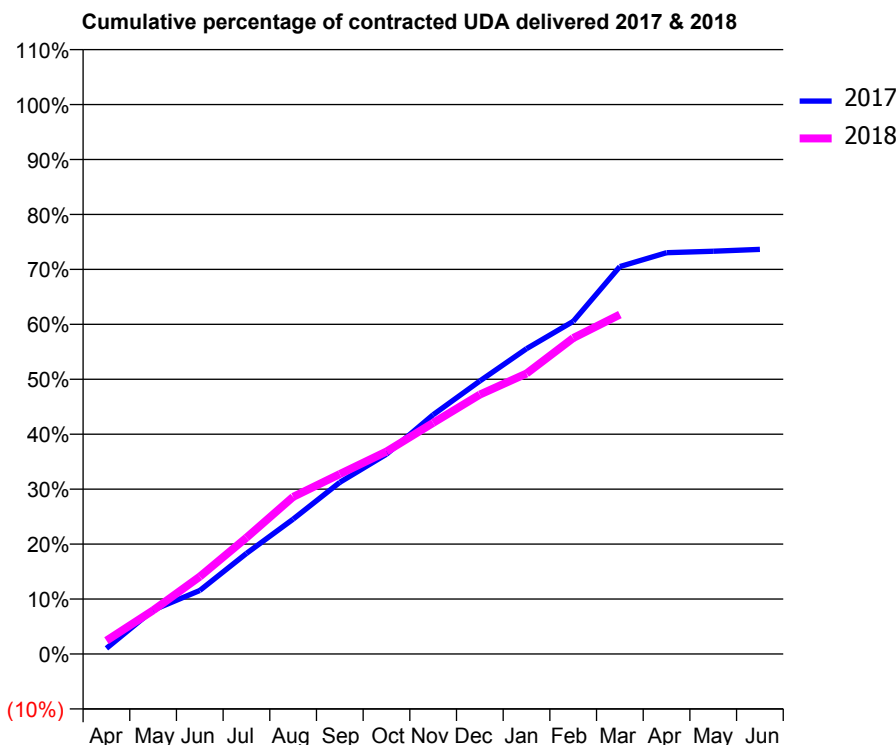
17/18 Contracted general activity (UDA)	21,417
Carry forward general activity (UDA)	0
17/18 Contracted orthodontic activity (UOA)	0
Carry forward orthodontic activity (UOA)	0
Baseline contract value	£554,893.92

ACCESS*

Patients seen in 24 months	Total	Change since previous quarter
Quarter ending March 2017	7,303	
Quarter ending June 2017	7,525	↑
Quarter ending September 2017	7,684	↑
Quarter ending December 2017	7,608	→
Quarter ending March 2018	7,488	↓
Variance since March 2017	2.5%	↑



ACTIVITY



Month	Adjusted Scheduled Activity (UDA)	
	2017	2018
April	220	520
May	1,714	1,703
June	2,474	3,018
July	3,921	4,537
August	5,257	6,122
September	6,693	7,015
October	7,788	7,894
November	9,326	9,011
December	10,642	10,112
January	11,901	10,931
February	12,965	12,316
March	15,102	13,230
April	15,639	
May	15,696	
June	15,770	

QUALITY

	Quantity	Base Number	Contract	AT	Region	England
% of FP17s for the same patient ID Re-attending within 3 months - Children	115	2,272	5.1%	9.7%	11.6%	11.9%
% of FP17s for the same patient ID Re-attending within 3 months - Adults	520	4,260	12.2%	14.2%	15.4%	16.0%
% of FP17s for the same patient ID Re-attending between 3 & 9 months - Children	845	2,272	37.2%	61.1%	59.4%	58.3%
% of FP17s for the same patient ID Re-attending between 3 & 9 months - Adults	946	4,260	22.2%	52.6%	51.3%	50.3%
% of FP17s for Band 1 Urgent Courses	366	6,054	6.0%	7.2%	8.0%	9.1%
% of FP17s Relating to Free Repair or Replacements	25	6,054	0.4%	0.8%	0.8%	0.8%
% of FP17s Relating to Continuations	52	6,054	0.9%	1.1%	1.0%	1.0%
% of Patients satisfied with the dentistry they have received	4	4	N/A	91.9%	91.7%	91.5%
% of Patients satisfied with the time they had to wait for an appointment	4	4	N/A	86.8%	88.3%	87.9%

* This is based on patients treated on this contract for their most recent course of treatment. Figures in italics indicate the base number of FP17s or Patient Questionnaire responses are less than 100. N/A is shown where the base number of responses is less than 10 during the period. % is calculated as Quantity/Base number*100

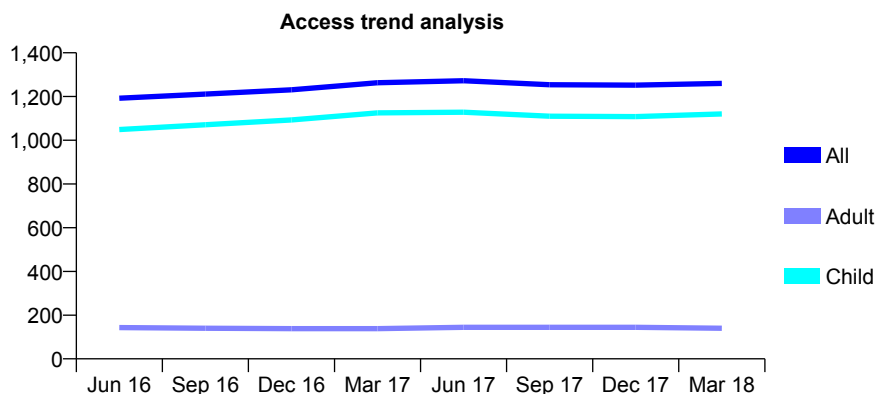
Q59 - Vital Signs At a Glance Contract Report for 161047/0001 - March 2018

Name or company name	Mr M Koria & Mrs S Moncur
Contract type name	GDS Contract
Purpose of contract	General
Contract start date	01/05/2012
Contract end date	

17/18 Contracted general activity (UDA)	2,950
Carry forward general activity (UDA)	98
17/18 Contracted orthodontic activity (UOA)	0
Carry forward orthodontic activity (UOA)	0
Baseline contract value	£68,743.24

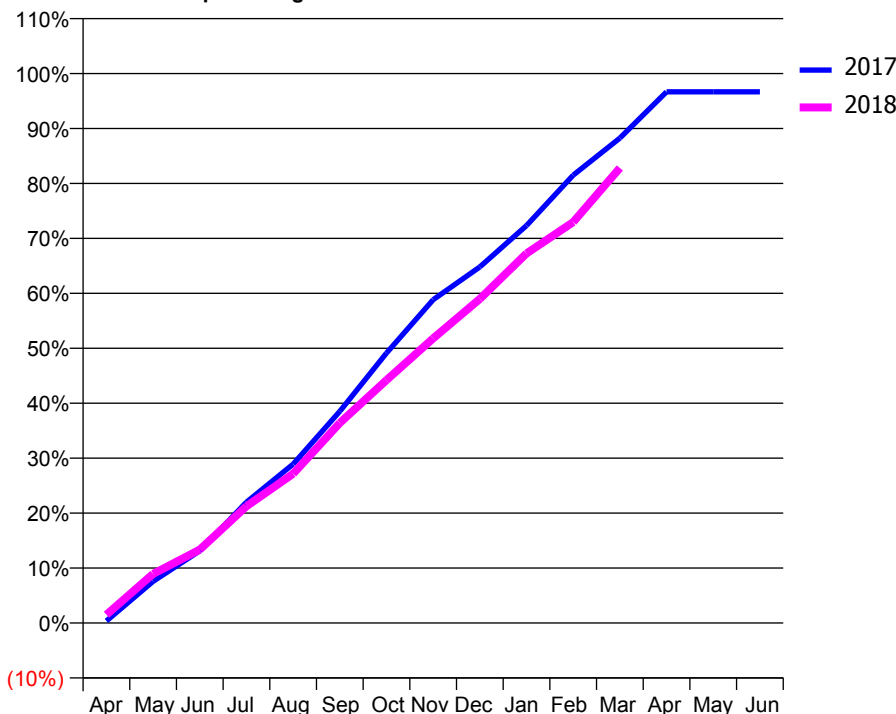
ACCESS*

Patients seen in 24 months	Total	Change since previous quarter
Quarter ending March 2017	1,263	
Quarter ending June 2017	1,272	→
Quarter ending September 2017	1,254	↓
Quarter ending December 2017	1,252	→
Quarter ending March 2018	1,260	→
Variance since March 2017	(0.2%)	→



ACTIVITY

Cumulative percentage of contracted UDA delivered 2017 & 2018



Month	Adjusted Scheduled Activity (UDA)	
	2017	2018
April	11	45
May	223	264
June	387	394
July	649	627
August	853	801
September	1,136	1,074
October	1,449	1,304
November	1,736	1,528
December	1,912	1,740
January	2,133	1,984
February	2,404	2,153
March	2,603	2,443
April	2,852	
May	2,852	
June	2,852	

QUALITY

	Quantity	Base Number	Contract	AT	Region	England
% of FP17s for the same patient ID Re-attending within 3 months - Children	131	1,847	7.1%	9.7%	11.6%	11.9%
% of FP17s for the same patient ID Re-attending within 3 months - Adults	10	68	14.7%	14.2%	15.4%	16.0%
% of FP17s for the same patient ID Re-attending between 3 & 9 months - Children	1,299	1,847	70.3%	61.1%	59.4%	58.3%
% of FP17s for the same patient ID Re-attending between 3 & 9 months - Adults	41	68	60.3%	52.6%	51.3%	50.3%
% of FP17s for Band 1 Urgent Courses	105	1,775	5.9%	7.2%	8.0%	9.1%
% of FP17s Relating to Free Repair or Replacements	0	1,775	0.0%	0.8%	0.8%	0.8%
% of FP17s Relating to Continuations	12	1,775	0.7%	1.1%	1.0%	1.0%
% of Patients satisfied with the dentistry they have received	0	0	N/A	91.9%	91.7%	91.5%
% of Patients satisfied with the time they had to wait for an appointment	0	0	N/A	86.8%	88.3%	87.9%

* This is based on patients treated on this contract for their most recent course of treatment. Figures in italics indicate the base number of FP17s or Patient Questionnaire responses are less than 100. N/A is shown where the base number of responses is less than 10 during the period. % is calculated as Quantity/Base number*100

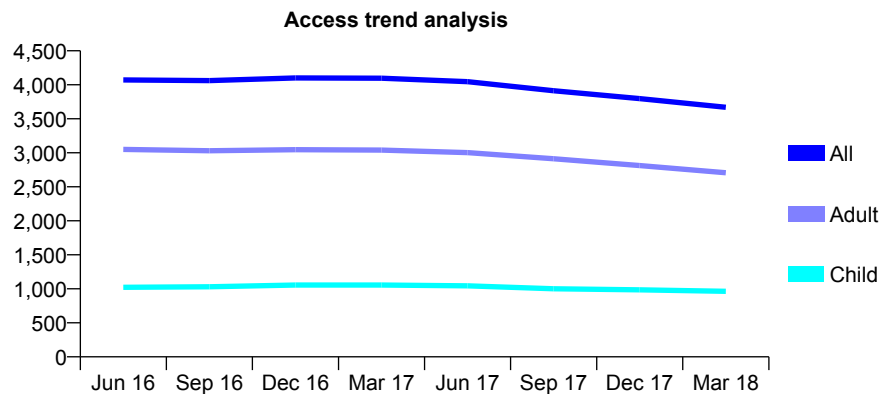
Q59 - Vital Signs At a Glance Contract Report for 161489/0001 - March 2018

Name or company name	Olive Tree Dental Practice Limited
Contract type name	GDS Contract
Purpose of contract	General
Contract start date	14/02/2012
Contract end date	

17/18 Contracted general activity (UDA)	11,510
Carry forward general activity (UDA)	-61
17/18 Contracted orthodontic activity (UOA)	0
Carry forward orthodontic activity (UOA)	0
Baseline contract value	£241,440.68

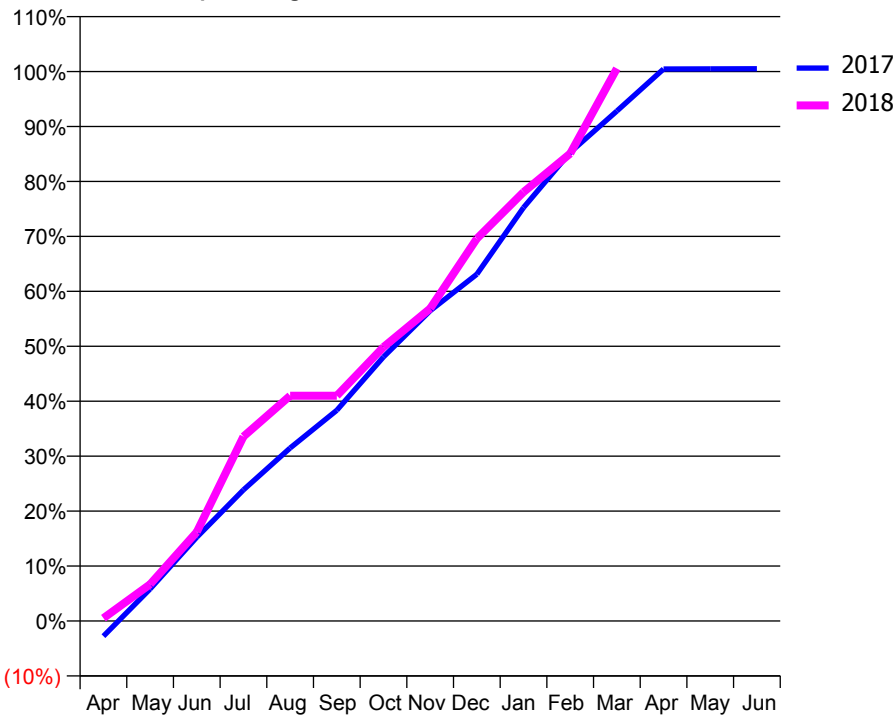
ACCESS*

Patients seen in 24 months	Total	Change since previous quarter
Quarter ending March 2017	4,097	
Quarter ending June 2017	4,046	↓
Quarter ending September 2017	3,913	↓
Quarter ending December 2017	3,798	↓
Quarter ending March 2018	3,669	↓
Variance since March 2017	(10.4%)	↓



ACTIVITY

Cumulative percentage of contracted UDA delivered 2017 & 2018



Month	Adjusted Scheduled Activity (UDA)	
	2017	2018
April	-340	61
May	714	769
June	1,871	1,866
July	2,926	3,864
August	3,861	4,720
September	4,701	4,720
October	5,892	5,739
November	6,922	6,547
December	7,736	8,010
January	9,223	8,983
February	10,456	9,791
March	11,377	11,574
April	12,314	
May	12,318	
June	12,321	

QUALITY

	Quantity	Base Number	Contract	AT	Region	England
% of FP17s for the same patient ID Re-attending within 3 months - Children	103	1,641	6.3%	9.7%	11.6%	11.9%
% of FP17s for the same patient ID Re-attending within 3 months - Adults	724	4,685	15.5%	14.2%	15.4%	16.0%
% of FP17s for the same patient ID Re-attending between 3 & 9 months - Children	1,127	1,641	68.7%	61.1%	59.4%	58.3%
% of FP17s for the same patient ID Re-attending between 3 & 9 months - Adults	3,156	4,685	67.4%	52.6%	51.3%	50.3%
% of FP17s for Band 1 Urgent Courses	303	5,881	5.2%	7.2%	8.0%	9.1%
% of FP17s Relating to Free Repair or Replacements	151	5,881	2.6%	0.8%	0.8%	0.8%
% of FP17s Relating to Continuations	63	5,881	1.1%	1.1%	1.0%	1.0%
% of Patients satisfied with the dentistry they have received	4	4	N/A	91.9%	91.7%	91.5%
% of Patients satisfied with the time they had to wait for an appointment	4	4	N/A	86.8%	88.3%	87.9%

* This is based on patients treated on this contract for their most recent course of treatment. Figures in italics indicate the base number of FP17s or Patient Questionnaire responses are less than 100. N/A is shown where the base number of responses is less than 10 during the period. % is calculated as Quantity/Base number*100

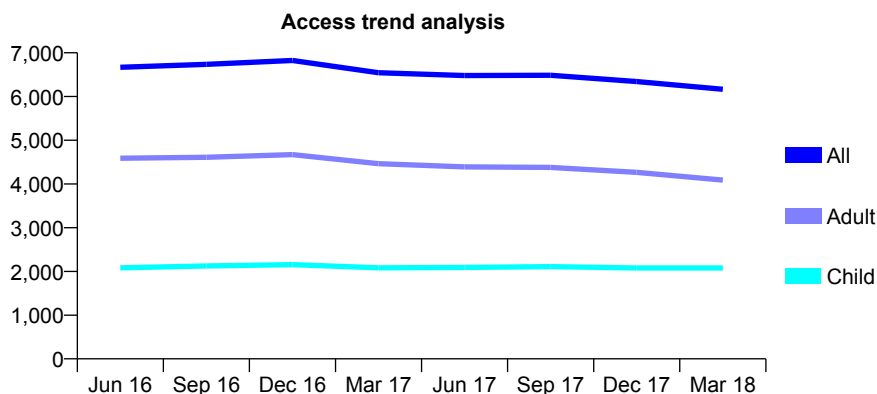
Q59 - Vital Signs At a Glance Contract Report for 162078/0001 - March 2018

Name or company name	Dr Hindocha Ltd.
Contract type name	GDS Contract
Purpose of contract	General
Contract start date	01/05/2007
Contract end date	

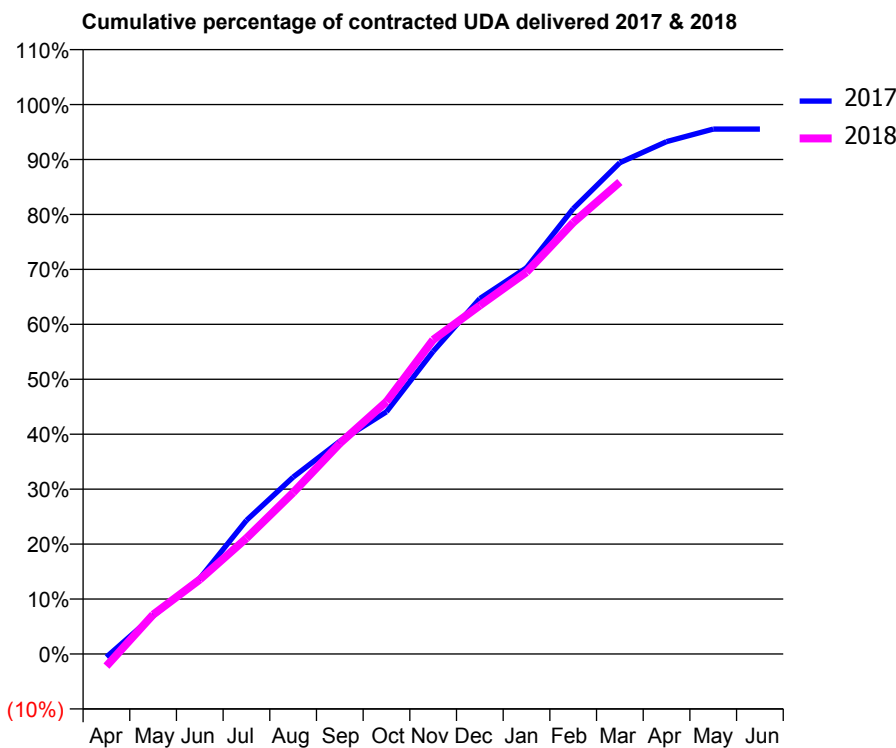
17/18 Contracted general activity (UDA)	15,789
Carry forward general activity (UDA)	707
17/18 Contracted orthodontic activity (UOA)	0
Carry forward orthodontic activity (UOA)	0
Baseline contract value	£410,947.35

ACCESS*

Patients seen in 24 months	Total	Change since previous quarter
Quarter ending March 2017	6,545	
Quarter ending June 2017	6,481	→
Quarter ending September 2017	6,486	→
Quarter ending December 2017	6,344	↓
Quarter ending March 2018	6,167	↓
Variance since March 2017	(5.8%)	↓



ACTIVITY



Month	Adjusted Scheduled Activity (UDA)	
	2017	2018
April	-91	-350
May	1,092	1,131
June	2,175	2,140
July	3,843	3,327
August	5,084	4,639
September	6,112	6,053
October	6,960	7,252
November	8,696	9,030
December	10,213	10,015
January	11,098	10,970
February	12,795	12,398
March	14,117	13,563
April	14,724	
May	15,081	
June	15,082	

QUALITY

	Quantity	Base Number	Contract	AT	Region	England
% of FP17s for the same patient ID Re-attending within 3 months - Children	153	2,091	7.3%	9.7%	11.6%	11.9%
% of FP17s for the same patient ID Re-attending within 3 months - Adults	670	4,093	16.4%	14.2%	15.4%	16.0%
% of FP17s for the same patient ID Re-attending between 3 & 9 months - Children	640	2,091	30.6%	61.1%	59.4%	58.3%
% of FP17s for the same patient ID Re-attending between 3 & 9 months - Adults	1,202	4,093	29.4%	52.6%	51.3%	50.3%
% of FP17s for Band 1 Urgent Courses	668	5,806	11.5%	7.2%	8.0%	9.1%
% of FP17s Relating to Free Repair or Replacements	34	5,806	0.6%	0.8%	0.8%	0.8%
% of FP17s Relating to Continuations	129	5,806	2.2%	1.1%	1.0%	1.0%
% of Patients satisfied with the dentistry they have received	3	3	N/A	91.9%	91.7%	91.5%
% of Patients satisfied with the time they had to wait for an appointment	3	3	N/A	86.8%	88.3%	87.9%

* This is based on patients treated on this contract for their most recent course of treatment. Figures in italics indicate the base number of FP17s or Patient Questionnaire responses are less than 100. N/A is shown where the base number of responses is less than 10 during the period. % is calculated as Quantity/Base number*100

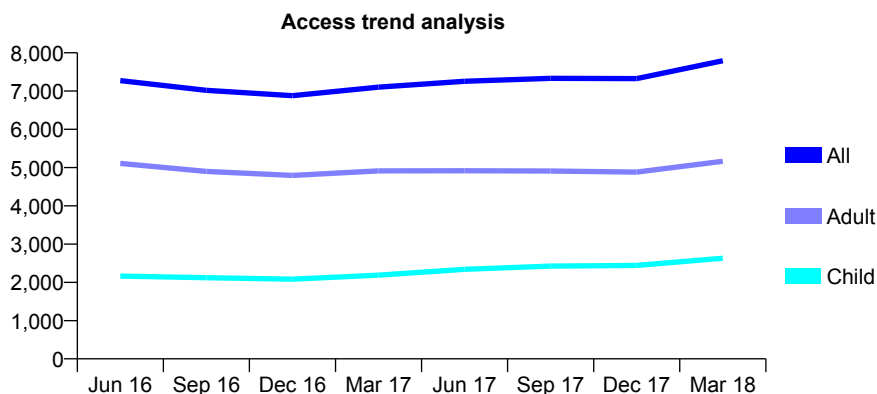
Q59 - Vital Signs At a Glance Contract Report for 162078/0002 - March 2018

Name or company name	Dr Hindocha Ltd.
Contract type name	GDS Contract
Purpose of contract	General
Contract start date	01/05/2007
Contract end date	

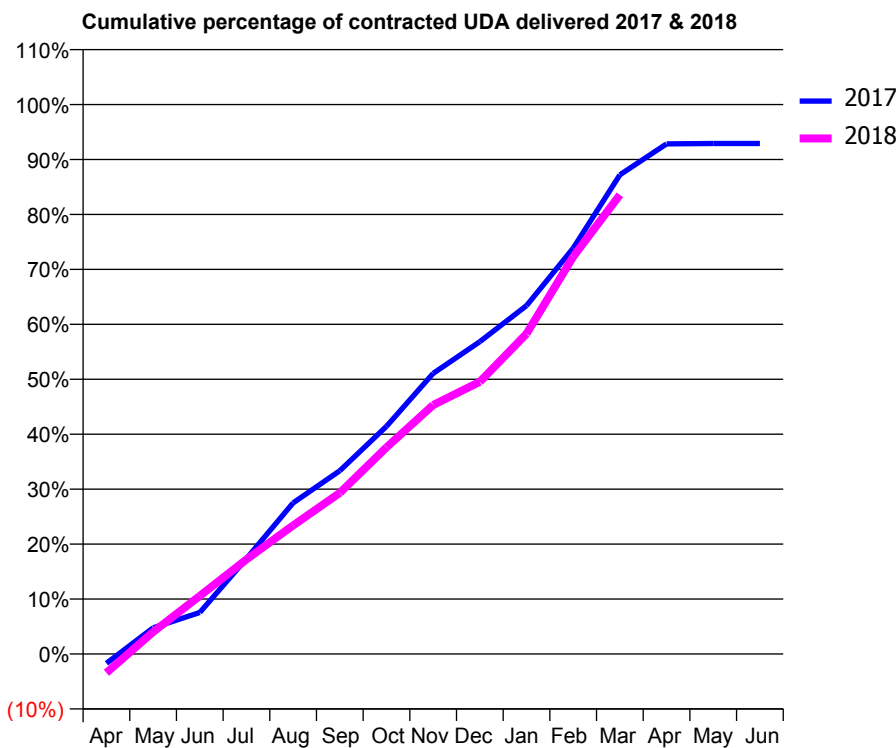
17/18 Contracted general activity (UDA)	23,226
Carry forward general activity (UDA)	1,387
17/18 Contracted orthodontic activity (UOA)	0
Carry forward orthodontic activity (UOA)	0
Baseline contract value	£597,119.34

ACCESS*

Patients seen in 24 months	Total	Change since previous quarter
Quarter ending March 2017	7,101	
Quarter ending June 2017	7,257	↑
Quarter ending September 2017	7,333	→
Quarter ending December 2017	7,324	→
Quarter ending March 2018	7,794	↑
Variance since March 2017	9.8%	↑



ACTIVITY



Month	Adjusted Scheduled Activity (UDA)	
	2017	2018
April	-337	-795
May	933	933
June	1,481	2,454
July	3,399	4,001
August	5,387	5,436
September	6,529	6,809
October	8,110	8,734
November	9,999	10,527
December	11,130	11,504
January	12,410	13,534
February	14,457	16,792
March	17,069	19,406
April	18,171	
May	18,189	
June	18,189	

QUALITY

	Quantity	Base Number	Contract	AT	Region	England
% of FP17s for the same patient ID Re-attending within 3 months - Children	250	3,019	8.3%	9.7%	11.6%	11.9%
% of FP17s for the same patient ID Re-attending within 3 months - Adults	808	5,529	14.6%	14.2%	15.4%	16.0%
% of FP17s for the same patient ID Re-attending between 3 & 9 months - Children	1,031	3,019	34.2%	61.1%	59.4%	58.3%
% of FP17s for the same patient ID Re-attending between 3 & 9 months - Adults	1,749	5,529	31.6%	52.6%	51.3%	50.3%
% of FP17s for Band 1 Urgent Courses	1,397	8,085	17.3%	7.2%	8.0%	9.1%
% of FP17s Relating to Free Repair or Replacements	47	8,085	0.6%	0.8%	0.8%	0.8%
% of FP17s Relating to Continuations	79	8,085	1.0%	1.1%	1.0%	1.0%
% of Patients satisfied with the dentistry they have received	5	6	N/A	91.9%	91.7%	91.5%
% of Patients satisfied with the time they had to wait for an appointment	5	6	N/A	86.8%	88.3%	87.9%

* This is based on patients treated on this contract for their most recent course of treatment. Figures in italics indicate the base number of FP17s or Patient Questionnaire responses are less than 100. N/A is shown where the base number of responses is less than 10 during the period. % is calculated as Quantity/Base number*100

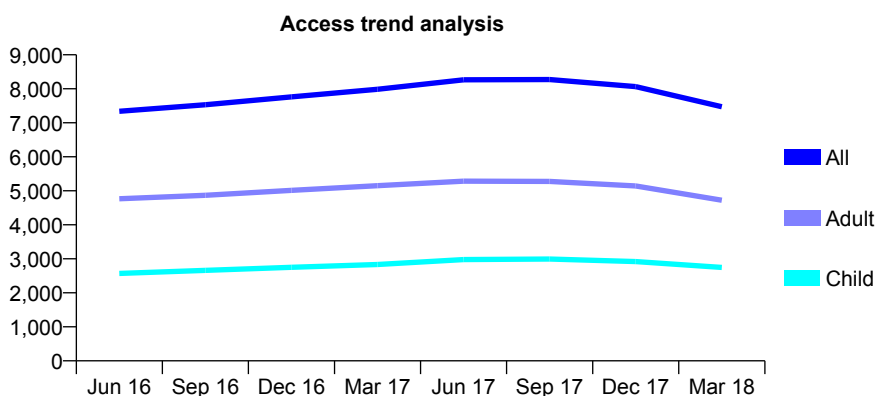
Q59 - Vital Signs At a Glance Contract Report for 162078/0003 - March 2018

Name or company name	Dr Hindocha Ltd.
Contract type name	GDS Contract
Purpose of contract	General
Contract start date	01/05/2007
Contract end date	

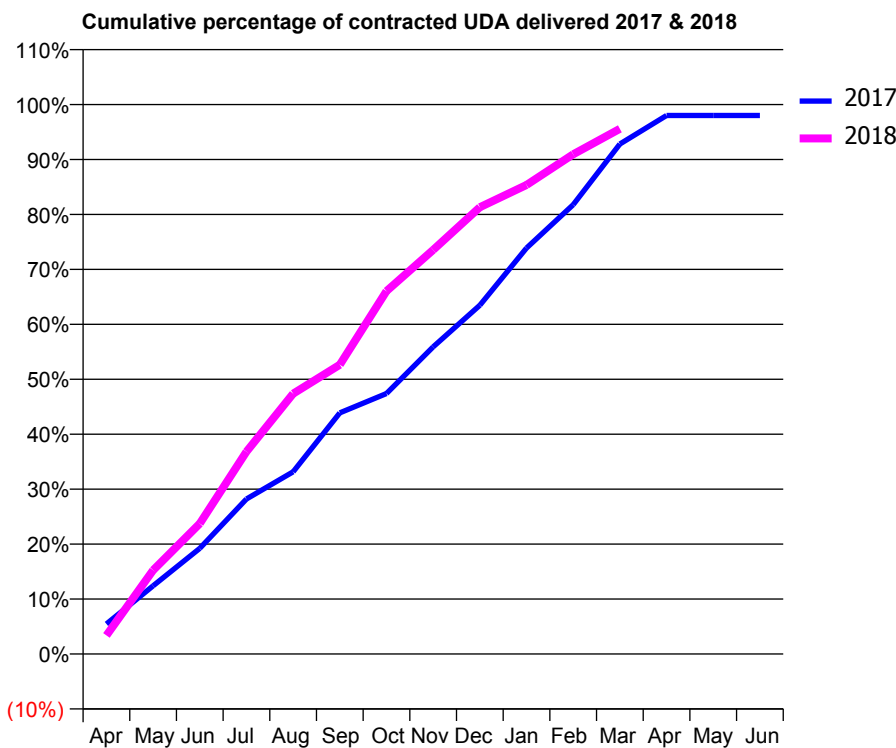
17/18 Contracted general activity (UDA)	17,811
Carry forward general activity (UDA)	-234
17/18 Contracted orthodontic activity (UOA)	0
Carry forward orthodontic activity (UOA)	0
Baseline contract value	£465,596.17

ACCESS*

Patients seen in 24 months	Total	Change since previous quarter
Quarter ending March 2017	7,987	
Quarter ending June 2017	8,266	↑
Quarter ending September 2017	8,272	→
Quarter ending December 2017	8,064	↓
Quarter ending March 2018	7,471	↓
Variance since March 2017	(6.5%)	↓



ACTIVITY



Month	Adjusted Scheduled Activity (UDA)	
	2017	2018
April	1,272	605
May	2,881	2,718
June	4,462	4,229
July	6,546	6,560
August	7,698	8,438
September	10,187	9,378
October	11,001	11,765
November	12,975	13,100
December	14,731	14,482
January	17,147	15,205
February	18,980	16,196
March	21,542	17,022
April	22,745	
May	22,745	
June	22,745	

QUALITY

	Quantity	Base Number	Contract	AT	Region	England
% of FP17s for the same patient ID Re-attending within 3 months - Children	218	2,918	7.5%	9.7%	11.6%	11.9%
% of FP17s for the same patient ID Re-attending within 3 months - Adults	1,024	4,918	20.8%	14.2%	15.4%	16.0%
% of FP17s for the same patient ID Re-attending between 3 & 9 months - Children	1,118	2,918	38.3%	61.1%	59.4%	58.3%
% of FP17s for the same patient ID Re-attending between 3 & 9 months - Adults	1,636	4,918	33.3%	52.6%	51.3%	50.3%
% of FP17s for Band 1 Urgent Courses	1,007	7,414	13.6%	7.2%	8.0%	9.1%
% of FP17s Relating to Free Repair or Replacements	196	7,414	2.6%	0.8%	0.8%	0.8%
% of FP17s Relating to Continuations	59	7,414	0.8%	1.1%	1.0%	1.0%
% of Patients satisfied with the dentistry they have received	2	2	N/A	91.9%	91.7%	91.5%
% of Patients satisfied with the time they had to wait for an appointment	2	2	N/A	86.8%	88.3%	87.9%

* This is based on patients treated on this contract for their most recent course of treatment. Figures in italics indicate the base number of FP17s or Patient Questionnaire responses are less than 100. N/A is shown where the base number of responses is less than 10 during the period. % is calculated as Quantity/Base number*100

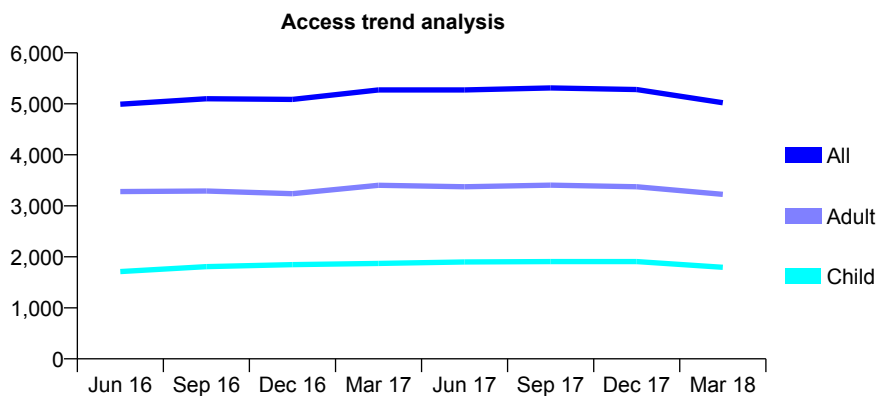
Q59 - Vital Signs At a Glance Contract Report for 162078/0004 - March 2018

Name or company name	Dr Hindocha Ltd.
Contract type name	GDS Contract
Purpose of contract	General
Contract start date	01/05/2007
Contract end date	

17/18 Contracted general activity (UDA)	11,036
Carry forward general activity (UDA)	-256
17/18 Contracted orthodontic activity (UOA)	0
Carry forward orthodontic activity (UOA)	0
Baseline contract value	£262,594.56

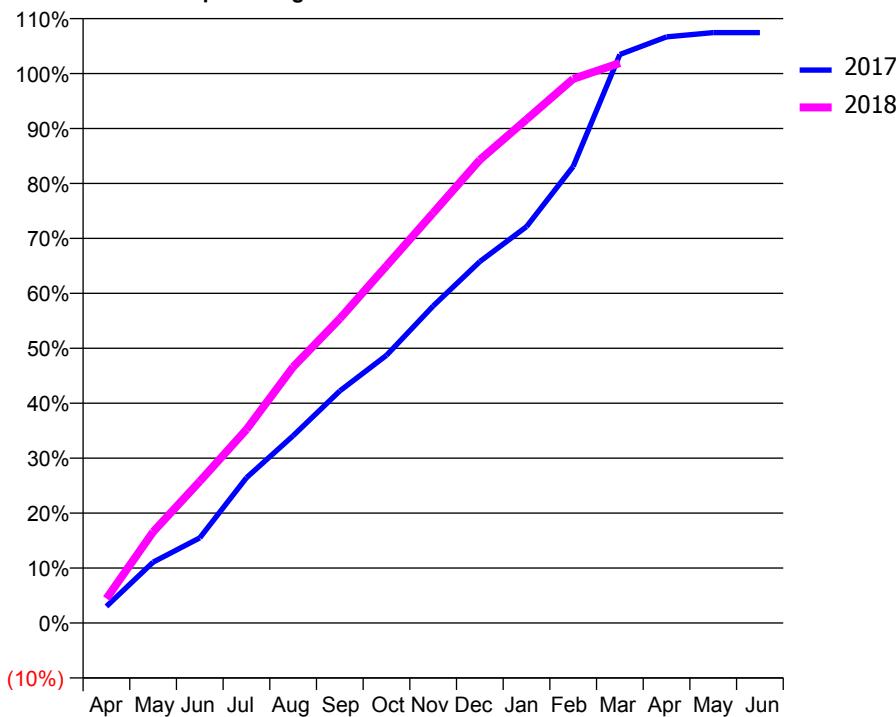
ACCESS*

Patients seen in 24 months	Total	Change since previous quarter
Quarter ending March 2017	5,273	
Quarter ending June 2017	5,272	→
Quarter ending September 2017	5,312	→
Quarter ending December 2017	5,280	→
Quarter ending March 2018	5,021	↓
Variance since March 2017	(4.8%)	↓



ACTIVITY

Cumulative percentage of contracted UDA delivered 2017 & 2018



Month	Adjusted Scheduled Activity (UDA)	
	2017	2018
April	388	492
May	1,423	1,831
June	1,989	2,846
July	3,393	3,886
August	4,376	5,144
September	5,423	6,112
October	6,253	7,172
November	7,407	8,236
December	8,443	9,302
January	9,261	10,113
February	10,664	10,929
March	13,279	11,248
April	13,691	
May	13,792	
June	13,792	

QUALITY

	Quantity	Base Number	Contract	AT	Region	England
% of FP17s for the same patient ID Re-attending within 3 months - Children	162	1,839	8.8%	9.7%	11.6%	11.9%
% of FP17s for the same patient ID Re-attending within 3 months - Adults	468	3,100	15.1%	14.2%	15.4%	16.0%
% of FP17s for the same patient ID Re-attending between 3 & 9 months - Children	585	1,839	31.8%	61.1%	59.4%	58.3%
% of FP17s for the same patient ID Re-attending between 3 & 9 months - Adults	934	3,100	30.1%	52.6%	51.3%	50.3%
% of FP17s for Band 1 Urgent Courses	656	4,710	13.9%	7.2%	8.0%	9.1%
% of FP17s Relating to Free Repair or Replacements	115	4,710	2.4%	0.8%	0.8%	0.8%
% of FP17s Relating to Continuations	101	4,710	2.1%	1.1%	1.0%	1.0%
% of Patients satisfied with the dentistry they have received	5	6	N/A	91.9%	91.7%	91.5%
% of Patients satisfied with the time they had to wait for an appointment	5	6	N/A	86.8%	88.3%	87.9%

* This is based on patients treated on this contract for their most recent course of treatment. Figures in italics indicate the base number of FP17s or Patient Questionnaire responses are less than 100. N/A is shown where the base number of responses is less than 10 during the period. % is calculated as Quantity/Base number*100

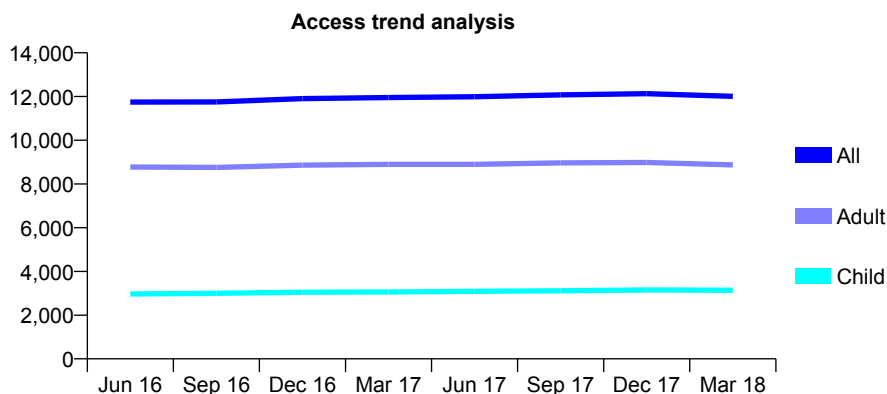
Q59 - Vital Signs At a Glance Contract Report for 164275/0001 - March 2018

Name or company name	Patel and Hanji
Contract type name	GDS Contract
Purpose of contract	General
Contract start date	01/02/2012
Contract end date	

17/18 Contracted general activity (UDA)	36,421
Carry forward general activity (UDA)	441
17/18 Contracted orthodontic activity (UOA)	0
Carry forward orthodontic activity (UOA)	0
Baseline contract value	£801,109.80

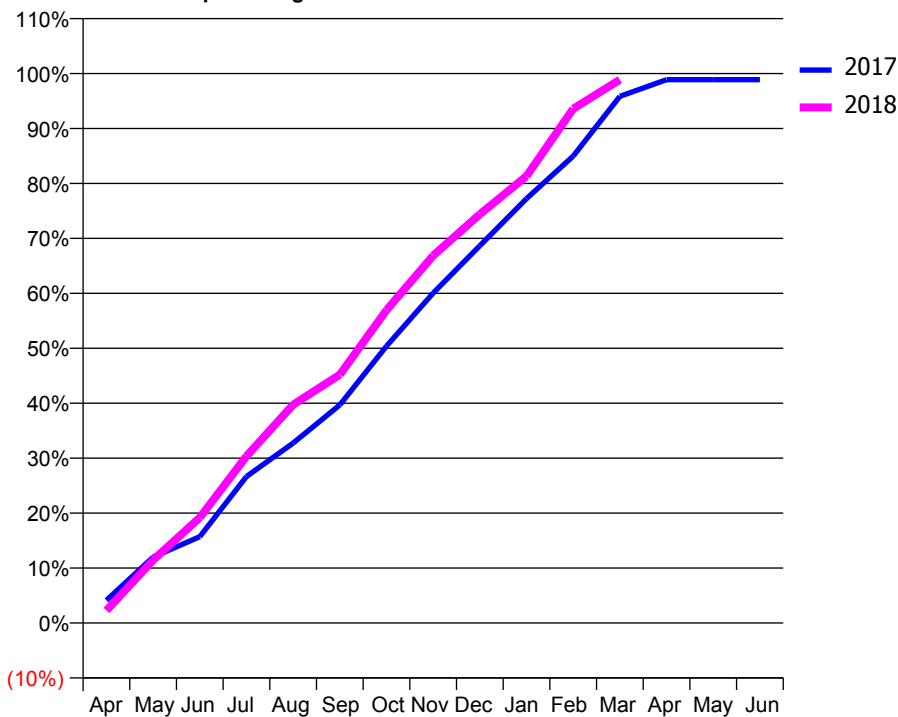
ACCESS*

Patients seen in 24 months	Total	Change since previous quarter
Quarter ending March 2017	11,954	
Quarter ending June 2017	11,989	→
Quarter ending September 2017	12,077	→
Quarter ending December 2017	12,130	→
Quarter ending March 2018	12,008	↓
Variance since March 2017	0.5%	→



ACTIVITY

Cumulative percentage of contracted UDA delivered 2017 & 2018



Month	Adjusted Scheduled Activity (UDA)	
	2017	2018
April	1,626	834
May	4,730	4,175
June	6,193	6,987
July	10,507	11,065
August	12,907	14,475
September	15,643	16,460
October	19,868	20,743
November	23,672	24,352
December	27,069	27,094
January	30,442	29,619
February	33,492	34,086
March	37,785	36,012
April	38,981	
May	38,980	
June	38,980	

QUALITY

	Quantity	Base Number	Contract	AT	Region	England
% of FP17s for the same patient ID Re-attending within 3 months - Children	413	4,696	8.8%	9.7%	11.6%	11.9%
% of FP17s for the same patient ID Re-attending within 3 months - Adults	1,814	12,389	14.6%	14.2%	15.4%	16.0%
% of FP17s for the same patient ID Re-attending between 3 & 9 months - Children	2,768	4,696	58.9%	61.1%	59.4%	58.3%
% of FP17s for the same patient ID Re-attending between 3 & 9 months - Adults	6,836	12,389	55.2%	52.6%	51.3%	50.3%
% of FP17s for Band 1 Urgent Courses	1,607	16,579	9.7%	7.2%	8.0%	9.1%
% of FP17s Relating to Free Repair or Replacements	360	16,579	2.2%	0.8%	0.8%	0.8%
% of FP17s Relating to Continuations	166	16,579	1.0%	1.1%	1.0%	1.0%
% of Patients satisfied with the dentistry they have received	18	19	94.7%	91.9%	91.7%	91.5%
% of Patients satisfied with the time they had to wait for an appointment	14	19	73.7%	86.8%	88.3%	87.9%

* This is based on patients treated on this contract for their most recent course of treatment. Figures in italics indicate the base number of FP17s or Patient Questionnaire responses are less than 100. N/A is shown where the base number of responses is less than 10 during the period. % is calculated as Quantity/Base number*100

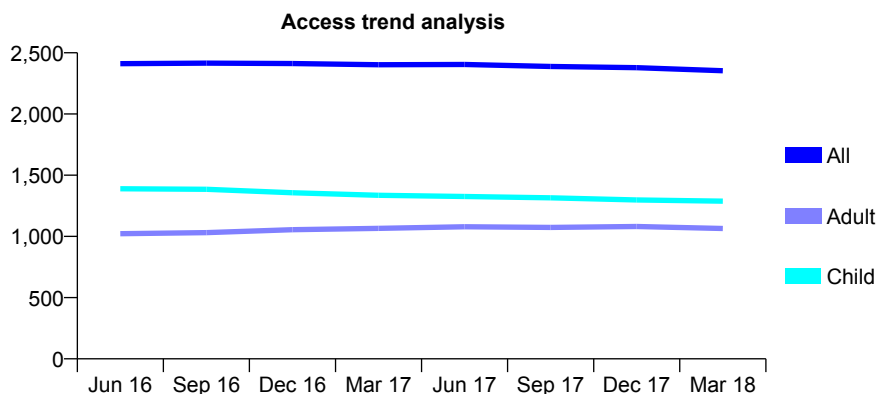
Q59 - Vital Signs At a Glance Contract Report for 166189/0001 - March 2018

Name or company name	Mr R Kidy & Ms P Sarna
Contract type name	GDS Contract
Purpose of contract	General and Orthodontic
Contract start date	01/04/2011
Contract end date	

17/18 Contracted general activity (UDA)	7,050
Carry forward general activity (UDA)	0
17/18 Contracted orthodontic activity (UOA)	4,137
Carry forward orthodontic activity (UOA)	104
Baseline contract value	£439,017.19

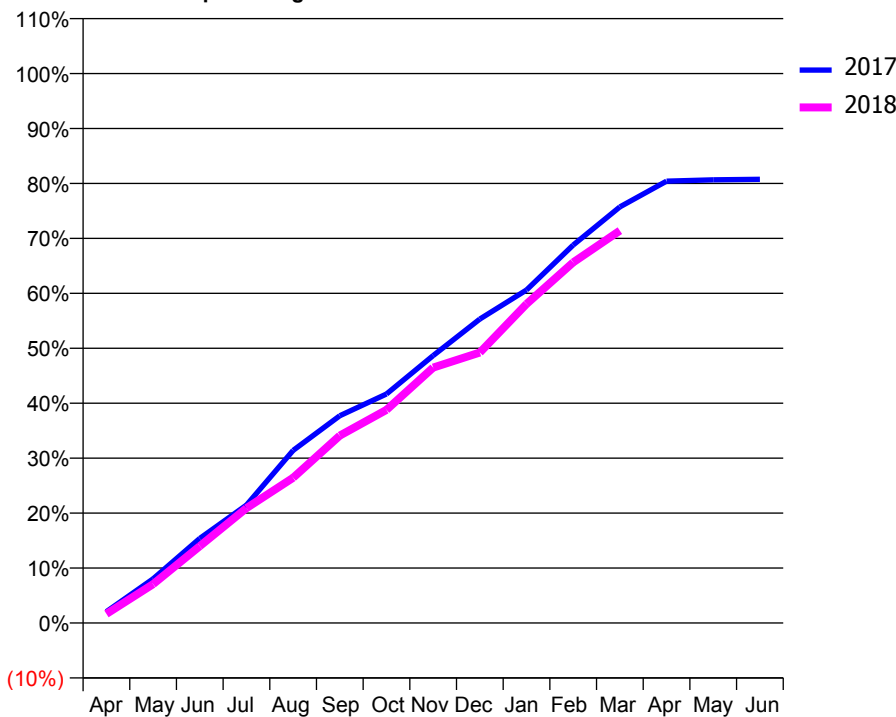
ACCESS*

Patients seen in 24 months	Total	Change since previous quarter
Quarter ending March 2017	2,402	
Quarter ending June 2017	2,405	→
Quarter ending September 2017	2,388	→
Quarter ending December 2017	2,379	→
Quarter ending March 2018	2,353	↓
Variance since March 2017	(2.0%)	↓



ACTIVITY

Cumulative percentage of contracted UDA delivered 2017 & 2018



Month	Adjusted Scheduled Activity (UDA)	
	2017	2018
April	146	117
May	567	498
June	1,085	986
July	1,513	1,474
August	2,214	1,864
September	2,659	2,405
October	2,938	2,734
November	3,430	3,277
December	3,900	3,470
January	4,272	4,093
February	4,849	4,626
March	5,338	5,034
April	5,668	
May	5,686	
June	5,692	

QUALITY

	Quantity	Base Number	Contract	AT	Region	England
% of FP17s for the same patient ID Re-attending within 3 months - Children	289	2,785	10.4%	9.7%	11.6%	11.9%
% of FP17s for the same patient ID Re-attending within 3 months - Adults	197	1,531	12.9%	14.2%	15.4%	16.0%
% of FP17s for the same patient ID Re-attending between 3 & 9 months - Children	1,555	2,785	55.8%	61.1%	59.4%	58.3%
% of FP17s for the same patient ID Re-attending between 3 & 9 months - Adults	926	1,531	60.5%	52.6%	51.3%	50.3%
% of FP17s for Band 1 Urgent Courses	144	3,445	4.2%	7.2%	8.0%	9.1%
% of FP17s Relating to Free Repair or Replacements	7	3,445	0.2%	0.8%	0.8%	0.8%
% of FP17s Relating to Continuations	7	3,445	0.2%	1.1%	1.0%	1.0%
% of Patients satisfied with the dentistry they have received	3	3	N/A	91.9%	91.7%	91.5%
% of Patients satisfied with the time they had to wait for an appointment	3	3	N/A	86.8%	88.3%	87.9%

* This is based on patients treated on this contract for their most recent course of treatment. Figures in italics indicate the base number of FP17s or Patient Questionnaire responses are less than 100. N/A is shown where the base number of responses is less than 10 during the period. % is calculated as Quantity/Base number*100

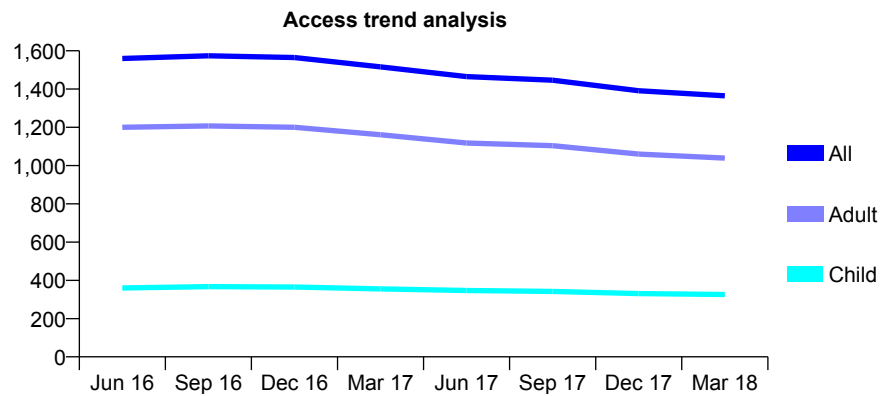
Q59 - Vital Signs At a Glance Contract Report for 166367/0001 - March 2018

Name or company name	Uppingham & Upperton Dental Practice Ltd
Contract type name	GDS Contract
Purpose of contract	General
Contract start date	07/09/2009
Contract end date	

17/18 Contracted general activity (UDA)	3,816
Carry forward general activity (UDA)	-73
17/18 Contracted orthodontic activity (UOA)	0
Carry forward orthodontic activity (UOA)	0
Baseline contract value	£90,286.27

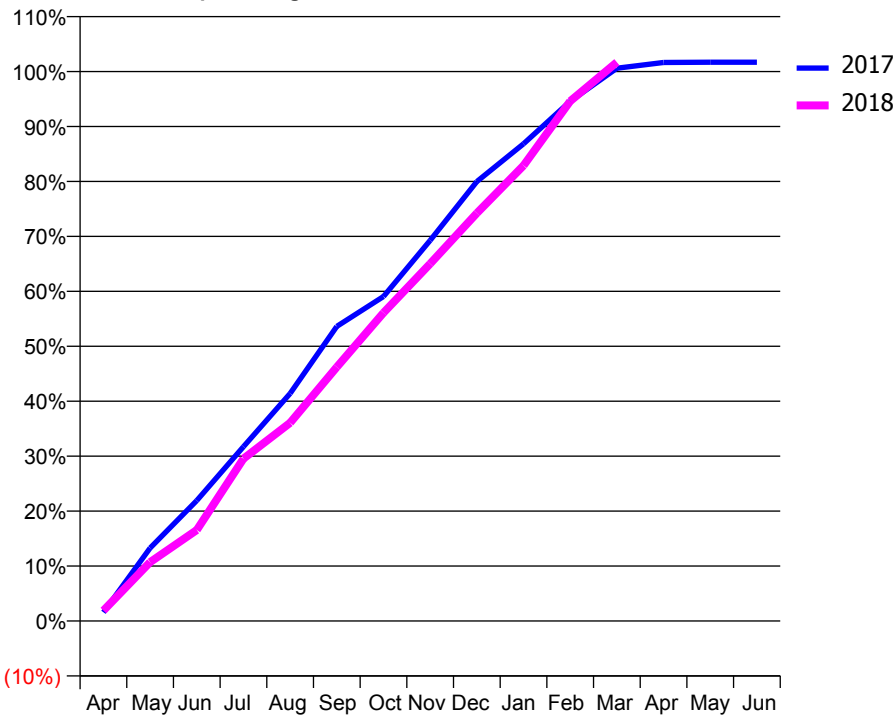
ACCESS*

Patients seen in 24 months	Total	Change since previous quarter
Quarter ending March 2017	1,516	
Quarter ending June 2017	1,465	↓
Quarter ending September 2017	1,446	↓
Quarter ending December 2017	1,391	↓
Quarter ending March 2018	1,365	↓
Variance since March 2017	(10.0%)	↓



ACTIVITY

Cumulative percentage of contracted UDA delivered 2017 & 2018



Month	Adjusted Scheduled Activity (UDA)	
	2017	2018
April	69	73
May	573	409
June	947	632
July	1,370	1,128
August	1,787	1,376
September	2,314	1,764
October	2,549	2,140
November	2,989	2,482
December	3,452	2,833
January	3,748	3,163
February	4,083	3,610
March	4,342	3,880
April	4,387	
May	4,389	
June	4,389	

QUALITY

	Quantity	Base Number	Contract	AT	Region	England
% of FP17s for the same patient ID Re-attending within 3 months - Children	47	581	8.1%	9.7%	11.6%	11.9%
% of FP17s for the same patient ID Re-attending within 3 months - Adults	315	1,698	18.6%	14.2%	15.4%	16.0%
% of FP17s for the same patient ID Re-attending between 3 & 9 months - Children	359	581	61.8%	61.1%	59.4%	58.3%
% of FP17s for the same patient ID Re-attending between 3 & 9 months - Adults	975	1,698	57.4%	52.6%	51.3%	50.3%
% of FP17s for Band 1 Urgent Courses	212	2,257	9.4%	7.2%	8.0%	9.1%
% of FP17s Relating to Free Repair or Replacements	23	2,257	1.0%	0.8%	0.8%	0.8%
% of FP17s Relating to Continuations	16	2,257	0.7%	1.1%	1.0%	1.0%
% of Patients satisfied with the dentistry they have received	1	1	N/A	91.9%	91.7%	91.5%
% of Patients satisfied with the time they had to wait for an appointment	1	1	N/A	86.8%	88.3%	87.9%

* This is based on patients treated on this contract for their most recent course of treatment. Figures in italics indicate the base number of FP17s or Patient Questionnaire responses are less than 100. N/A is shown where the base number of responses is less than 10 during the period. % is calculated as Quantity/Base number*100

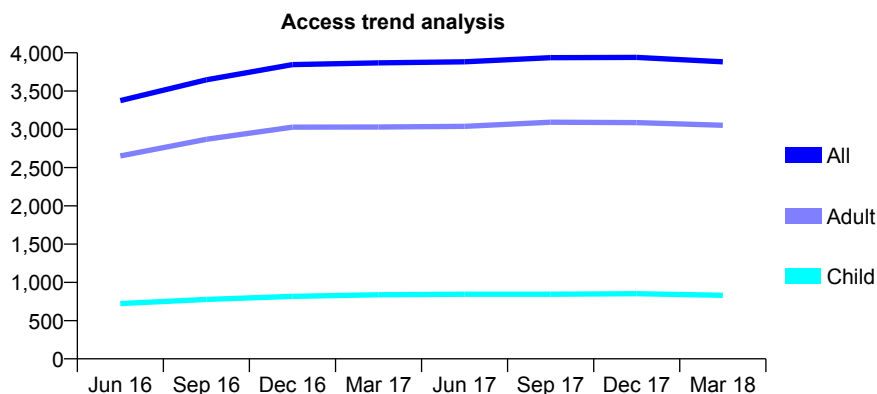
Q59 - Vital Signs At a Glance Contract Report for 168297/0001 - March 2018

Name or company name	Mr Sherer & Mr Levin
Contract type name	GDS Contract
Purpose of contract	General
Contract start date	01/10/2011
Contract end date	

17/18 Contracted general activity (UDA)	11,921
Carry forward general activity (UDA)	-19
17/18 Contracted orthodontic activity (UOA)	0
Carry forward orthodontic activity (UOA)	0
Baseline contract value	£273,350.89

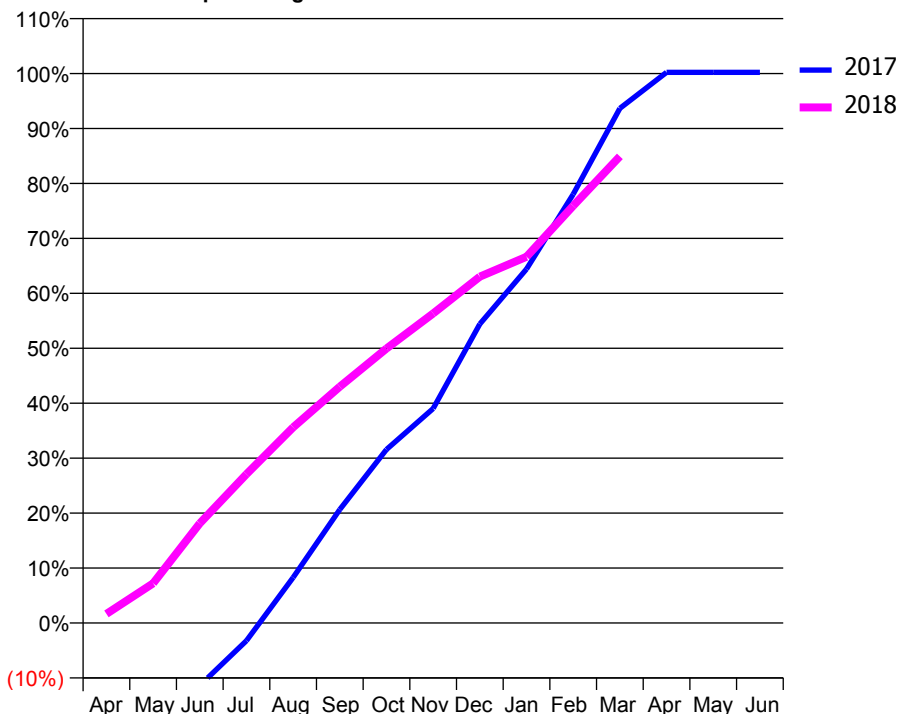
ACCESS*

Patients seen in 24 months	Total	Change since previous quarter
Quarter ending March 2017	3,868	
Quarter ending June 2017	3,882	→
Quarter ending September 2017	3,937	→
Quarter ending December 2017	3,940	→
Quarter ending March 2018	3,883	↓
Variance since March 2017	0.4%	→



ACTIVITY

Cumulative percentage of contracted UDA delivered 2017 & 2018



Month	Adjusted Scheduled Activity (UDA)	
	2017	2018
April	-1,910	198
May	-1,495	862
June	-1,050	2,163
July	-298	3,230
August	764	4,247
September	1,906	5,128
October	2,913	5,955
November	3,599	6,714
December	5,017	7,515
January	5,939	7,945
February	7,194	9,051
March	8,637	10,124
April	9,240	
May	9,240	
June	9,240	

QUALITY

	Quantity	Base Number	Contract	AT	Region	England
% of FP17s for the same patient ID Re-attending within 3 months - Children	44	1,076	4.1%	9.7%	11.6%	11.9%
% of FP17s for the same patient ID Re-attending within 3 months - Adults	578	4,131	14.0%	14.2%	15.4%	16.0%
% of FP17s for the same patient ID Re-attending between 3 & 9 months - Children	593	1,076	55.1%	61.1%	59.4%	58.3%
% of FP17s for the same patient ID Re-attending between 3 & 9 months - Adults	2,355	4,131	57.0%	52.6%	51.3%	50.3%
% of FP17s for Band 1 Urgent Courses	322	4,959	6.5%	7.2%	8.0%	9.1%
% of FP17s Relating to Free Repair or Replacements	31	4,959	0.6%	0.8%	0.8%	0.8%
% of FP17s Relating to Continuations	123	4,959	2.5%	1.1%	1.0%	1.0%
% of Patients satisfied with the dentistry they have received	2	3	N/A	91.9%	91.7%	91.5%
% of Patients satisfied with the time they had to wait for an appointment	3	3	N/A	86.8%	88.3%	87.9%

* This is based on patients treated on this contract for their most recent course of treatment. Figures in italics indicate the base number of FP17s or Patient Questionnaire responses are less than 100. N/A is shown where the base number of responses is less than 10 during the period. % is calculated as Quantity/Base number*100

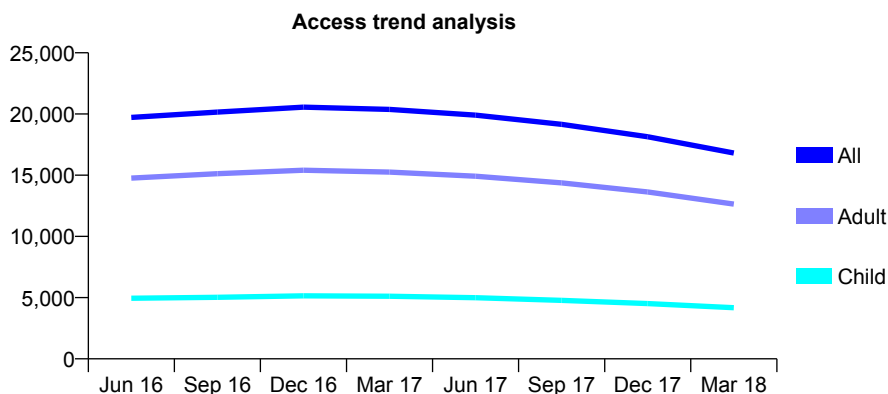
Q59 - Vital Signs At a Glance Contract Report for 169463/0002 - March 2018

Name or company name	A T Dent Ltd
Contract type name	GDS Contract
Purpose of contract	General
Contract start date	26/11/2009
Contract end date	

17/18 Contracted general activity (UDA)	60,000
Carry forward general activity (UDA)	2,492
17/18 Contracted orthodontic activity (UOA)	0
Carry forward orthodontic activity (UOA)	0
Baseline contract value	£1,337,655.65

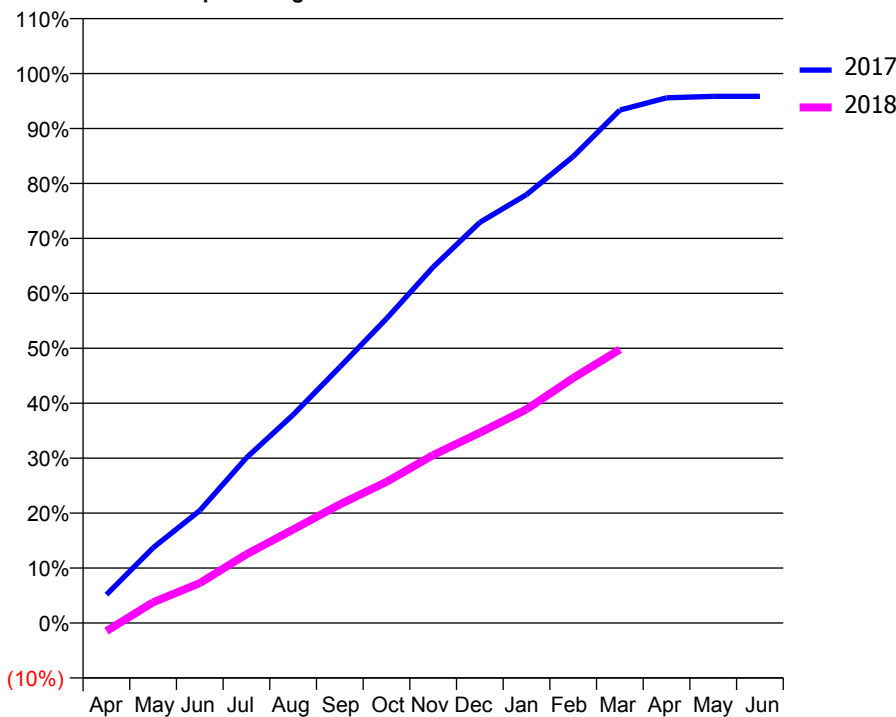
ACCESS*

Patients seen in 24 months	Total	Change since previous quarter
Quarter ending March 2017	20,377	
Quarter ending June 2017	19,912	↓
Quarter ending September 2017	19,154	↓
Quarter ending December 2017	18,148	↓
Quarter ending March 2018	16,818	↓
Variance since March 2017	(17.5%)	↓



ACTIVITY

Cumulative percentage of contracted UDA delivered 2017 & 2018



Month	Adjusted Scheduled Activity (UDA)	
	2017	2018
April	3,089	-891
May	8,225	2,270
June	12,275	4,363
July	18,045	7,501
August	22,732	10,216
September	27,947	12,957
October	33,227	15,409
November	38,862	18,343
December	43,742	20,785
January	46,778	23,326
February	50,945	26,759
March	56,013	29,867
April	57,345	
May	57,510	
June	57,508	

QUALITY

	Quantity	Base Number	Contract	AT	Region	England
% of FP17s for the same patient ID Re-attending within 3 months - Children	367	4,612	8.0%	9.7%	11.6%	11.9%
% of FP17s for the same patient ID Re-attending within 3 months - Adults	1,515	13,857	10.9%	14.2%	15.4%	16.0%
% of FP17s for the same patient ID Re-attending between 3 & 9 months - Children	2,498	4,612	54.2%	61.1%	59.4%	58.3%
% of FP17s for the same patient ID Re-attending between 3 & 9 months - Adults	8,120	13,857	58.6%	52.6%	51.3%	50.3%
% of FP17s for Band 1 Urgent Courses	1,425	17,730	8.0%	7.2%	8.0%	9.1%
% of FP17s Relating to Free Repair or Replacements	53	17,730	0.3%	0.8%	0.8%	0.8%
% of FP17s Relating to Continuations	102	17,730	0.6%	1.1%	1.0%	1.0%
% of Patients satisfied with the dentistry they have received	25	26	96.2%	91.9%	91.7%	91.5%
% of Patients satisfied with the time they had to wait for an appointment	22	26	84.6%	86.8%	88.3%	87.9%

* This is based on patients treated on this contract for their most recent course of treatment. Figures in italics indicate the base number of FP17s or Patient Questionnaire responses are less than 100. N/A is shown where the base number of responses is less than 10 during the period. % is calculated as Quantity/Base number*100

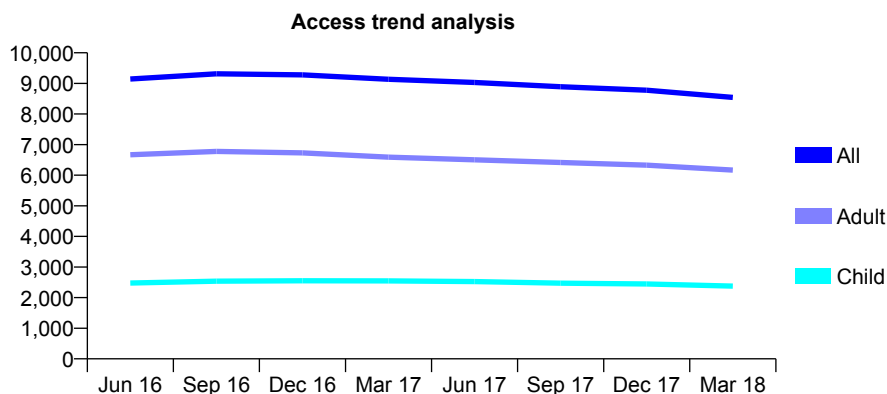
Q59 - Vital Signs At a Glance Contract Report for 169935/0001 - March 2018

Name or company name	Mr R Ghadiali & Mr R Gupta
Contract type name	GDS Contract
Purpose of contract	General
Contract start date	01/04/2014
Contract end date	

17/18 Contracted general activity (UDA)	23,925
Carry forward general activity (UDA)	16
17/18 Contracted orthodontic activity (UOA)	0
Carry forward orthodontic activity (UOA)	0
Baseline contract value	£635,075.00

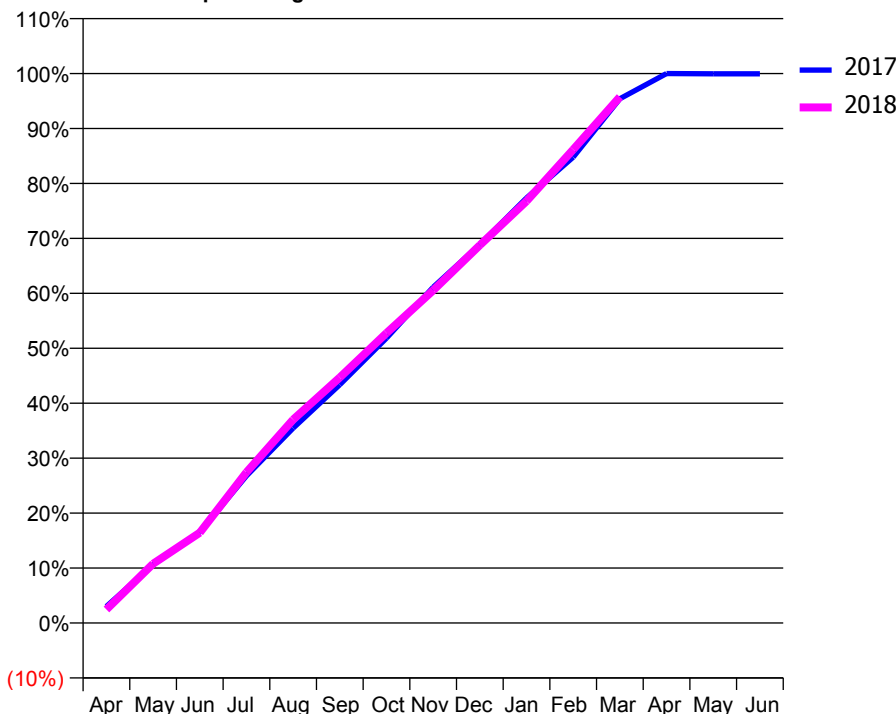
ACCESS*

Patients seen in 24 months	Total	Change since previous quarter
Quarter ending March 2017	9,136	
Quarter ending June 2017	9,030	↓
Quarter ending September 2017	8,891	↓
Quarter ending December 2017	8,777	↓
Quarter ending March 2018	8,544	↓
Variance since March 2017	(6.5%)	↓



ACTIVITY

Cumulative percentage of contracted UDA delivered 2017 & 2018



Month	Adjusted Scheduled Activity (UDA)	
	2017	2018
April	721	589
May	2,544	2,580
June	3,949	3,934
July	6,406	6,564
August	8,488	8,856
September	10,380	10,691
October	12,406	12,626
November	14,625	14,485
December	16,479	16,450
January	18,509	18,366
February	20,283	20,611
March	22,825	22,908
April	23,921	
May	23,909	
June	23,909	

QUALITY

	Quantity	Base Number	Contract	AT	Region	England
% of FP17s for the same patient ID Re-attending within 3 months - Children	343	4,159	8.2%	9.7%	11.6%	11.9%
% of FP17s for the same patient ID Re-attending within 3 months - Adults	1,083	8,978	12.1%	14.2%	15.4%	16.0%
% of FP17s for the same patient ID Re-attending between 3 & 9 months - Children	2,943	4,159	70.8%	61.1%	59.4%	58.3%
% of FP17s for the same patient ID Re-attending between 3 & 9 months - Adults	4,995	8,978	55.6%	52.6%	51.3%	50.3%
% of FP17s for Band 1 Urgent Courses	570	12,316	4.6%	7.2%	8.0%	9.1%
% of FP17s Relating to Free Repair or Replacements	138	12,316	1.1%	0.8%	0.8%	0.8%
% of FP17s Relating to Continuations	53	12,316	0.4%	1.1%	1.0%	1.0%
% of Patients satisfied with the dentistry they have received	13	13	100.0%	91.9%	91.7%	91.5%
% of Patients satisfied with the time they had to wait for an appointment	13	13	100.0%	86.8%	88.3%	87.9%

* This is based on patients treated on this contract for their most recent course of treatment. Figures in italics indicate the base number of FP17s or Patient Questionnaire responses are less than 100. N/A is shown where the base number of responses is less than 10 during the period. % is calculated as Quantity/Base number*100

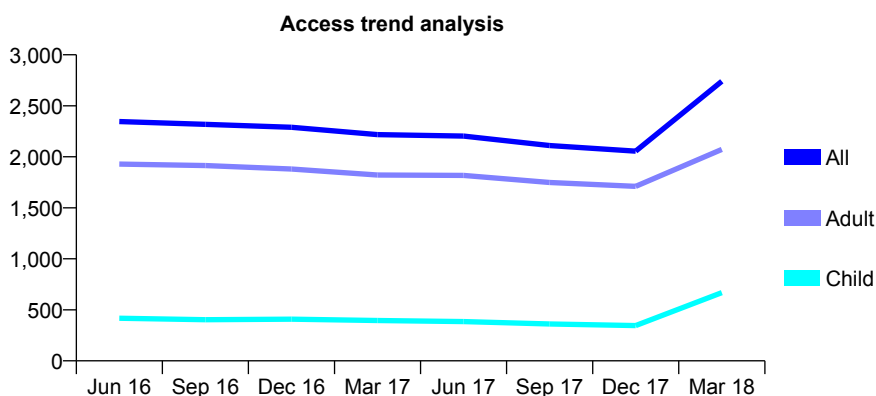
Q59 - Vital Signs At a Glance Contract Report for 171743/0001 - March 2018

Name or company name	RK Pancholi Dental Surgery Ltd
Contract type name	GDS Contract
Purpose of contract	General
Contract start date	20/10/2008
Contract end date	

17/18 Contracted general activity (UDA)	8,203
Carry forward general activity (UDA)	0
17/18 Contracted orthodontic activity (UOA)	0
Carry forward orthodontic activity (UOA)	0
Baseline contract value	£175,954.45

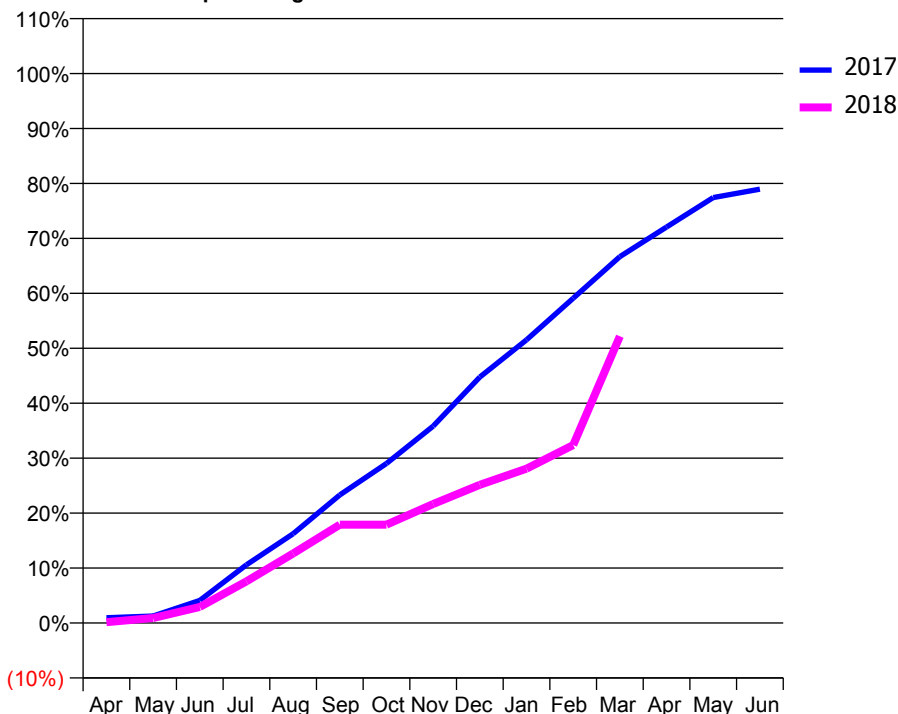
ACCESS*

Patients seen in 24 months	Total	Change since previous quarter
Quarter ending March 2017	2,218	
Quarter ending June 2017	2,203	→
Quarter ending September 2017	2,110	↓
Quarter ending December 2017	2,056	↓
Quarter ending March 2018	2,741	↑
Variance since March 2017	23.6%	↑



ACTIVITY

Cumulative percentage of contracted UDA delivered 2017 & 2018



Month	Adjusted Scheduled Activity (UDA)	
	2017	2018
April	78	13
May	104	75
June	338	240
July	870	623
August	1,332	1,039
September	1,913	1,468
October	2,382	1,468
November	2,940	1,777
December	3,672	2,063
January	4,227	2,303
February	4,849	2,656
March	5,469	4,281
April	5,910	
May	6,352	
June	6,477	

QUALITY

	Quantity	Base Number	Contract	AT	Region	England
% of FP17s for the same patient ID Re-attending within 3 months - Children	13	675	1.9%	9.7%	11.6%	11.9%
% of FP17s for the same patient ID Re-attending within 3 months - Adults	170	2,034	8.4%	14.2%	15.4%	16.0%
% of FP17s for the same patient ID Re-attending between 3 & 9 months - Children	265	675	39.3%	61.1%	59.4%	58.3%
% of FP17s for the same patient ID Re-attending between 3 & 9 months - Adults	721	2,034	35.4%	52.6%	51.3%	50.3%
% of FP17s for Band 1 Urgent Courses	65	2,254	2.9%	7.2%	8.0%	9.1%
% of FP17s Relating to Free Repair or Replacements	11	2,254	0.5%	0.8%	0.8%	0.8%
% of FP17s Relating to Continuations	43	2,254	1.9%	1.1%	1.0%	1.0%
% of Patients satisfied with the dentistry they have received	1	1	N/A	91.9%	91.7%	91.5%
% of Patients satisfied with the time they had to wait for an appointment	1	1	N/A	86.8%	88.3%	87.9%

* This is based on patients treated on this contract for their most recent course of treatment. Figures in italics indicate the base number of FP17s or Patient Questionnaire responses are less than 100. N/A is shown where the base number of responses is less than 10 during the period. % is calculated as Quantity/Base number*100

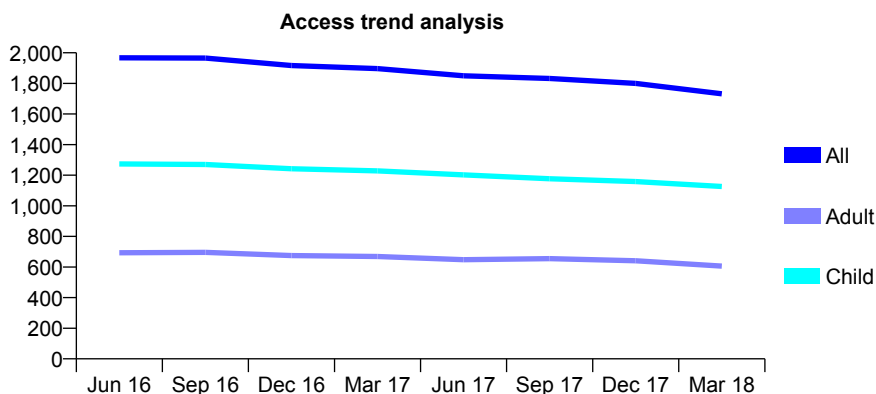
Q59 - Vital Signs At a Glance Contract Report for 171751/0001 - March 2018

Name or company name	E Gayton & K Gayton
Contract type name	GDS Contract
Purpose of contract	General and Orthodontic
Contract start date	01/11/2013
Contract end date	

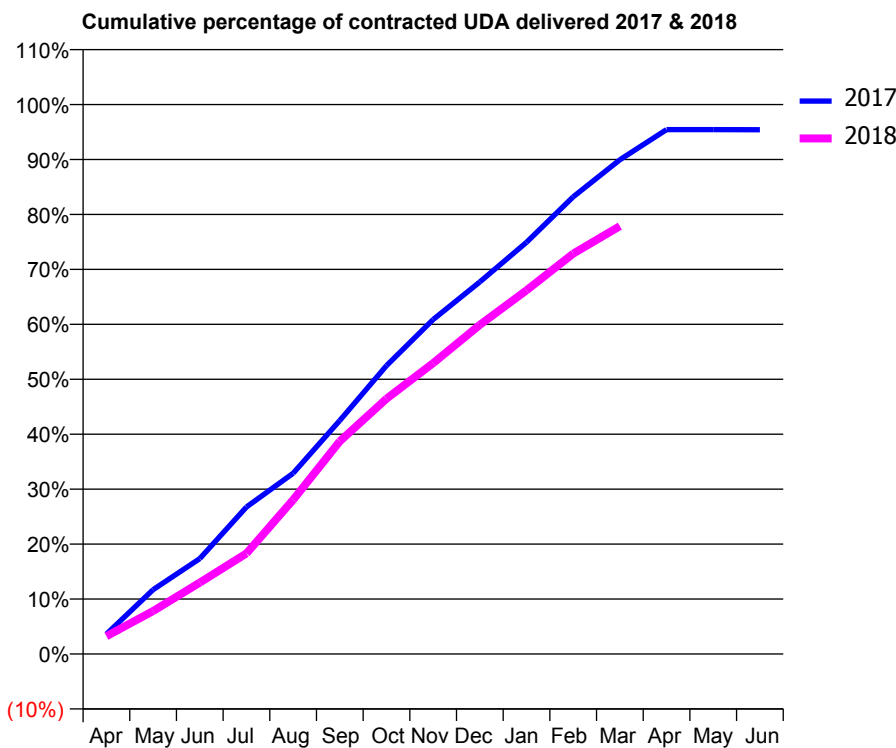
17/18 Contracted general activity (UDA)	4,850
Carry forward general activity (UDA)	0
17/18 Contracted orthodontic activity (UOA)	259
Carry forward orthodontic activity (UOA)	0
Baseline contract value	£133,250.68

ACCESS*

Patients seen in 24 months	Total	Change since previous quarter
Quarter ending March 2017	1,897	
Quarter ending June 2017	1,850	↓
Quarter ending September 2017	1,832	→
Quarter ending December 2017	1,800	↓
Quarter ending March 2018	1,732	↓
Variance since March 2017	(8.7%)	↓



ACTIVITY



Month	Adjusted Scheduled Activity (UDA)	
	2017	2018
April	175	157
May	567	379
June	843	630
July	1,297	888
August	1,595	1,361
September	2,062	1,877
October	2,545	2,253
November	2,952	2,568
December	3,284	2,906
January	3,633	3,210
February	4,035	3,534
March	4,362	3,776
April	4,628	
May	4,628	
June	4,627	

QUALITY

	Quantity	Base Number	Contract	AT	Region	England
% of FP17s for the same patient ID Re-attending within 3 months - Children	119	1,976	6.0%	9.7%	11.6%	11.9%
% of FP17s for the same patient ID Re-attending within 3 months - Adults	118	741	15.9%	14.2%	15.4%	16.0%
% of FP17s for the same patient ID Re-attending between 3 & 9 months - Children	1,558	1,976	78.8%	61.1%	59.4%	58.3%
% of FP17s for the same patient ID Re-attending between 3 & 9 months - Adults	518	741	69.9%	52.6%	51.3%	50.3%
% of FP17s for Band 1 Urgent Courses	87	2,524	3.4%	7.2%	8.0%	9.1%
% of FP17s Relating to Free Repair or Replacements	0	2,524	0.0%	0.8%	0.8%	0.8%
% of FP17s Relating to Continuations	2	2,524	0.1%	1.1%	1.0%	1.0%
% of Patients satisfied with the dentistry they have received	3	4	N/A	91.9%	91.7%	91.5%
% of Patients satisfied with the time they had to wait for an appointment	4	4	N/A	86.8%	88.3%	87.9%

* This is based on patients treated on this contract for their most recent course of treatment. Figures in italics indicate the base number of FP17s or Patient Questionnaire responses are less than 100. N/A is shown where the base number of responses is less than 10 during the period. % is calculated as Quantity/Base number*100

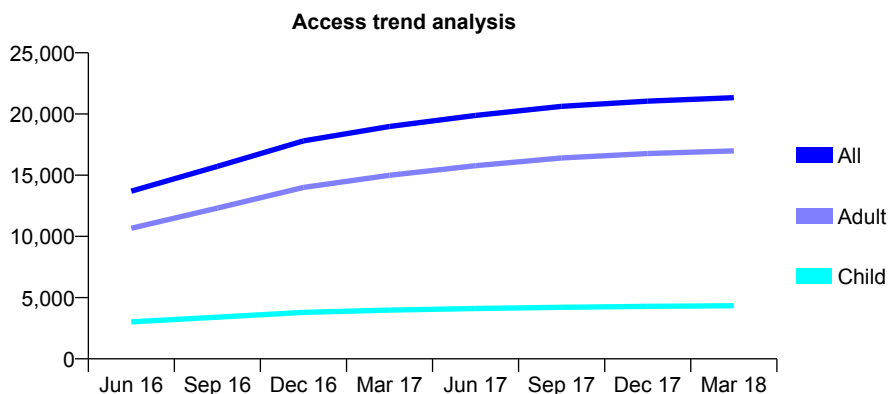
Q59 - Vital Signs At a Glance Contract Report for 175676/0002 - March 2018

Name or company name	Mr S Mehra & Mr A Khetia
Contract type name	GDS Contract
Purpose of contract	General
Contract start date	02/11/2015
Contract end date	

17/18 Contracted general activity (UDA)	58,260
Carry forward general activity (UDA)	0
17/18 Contracted orthodontic activity (UOA)	0
Carry forward orthodontic activity (UOA)	0
Baseline contract value	£1,143,519.97

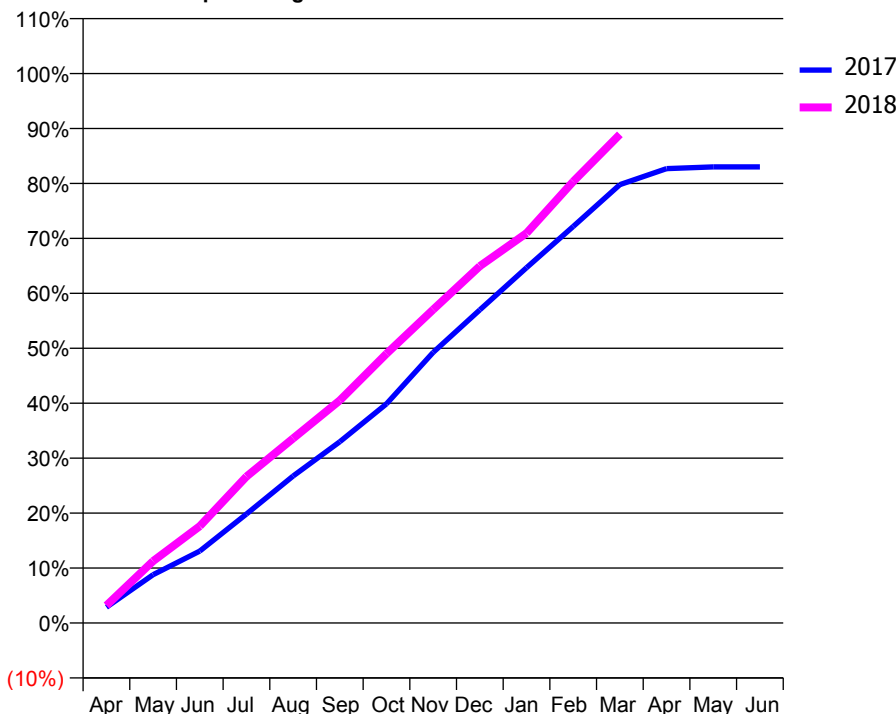
ACCESS*

Patients seen in 24 months	Total	Change since previous quarter
Quarter ending March 2017	18,981	
Quarter ending June 2017	19,888	↑
Quarter ending September 2017	20,621	↑
Quarter ending December 2017	21,047	↑
Quarter ending March 2018	21,329	→
Variance since March 2017	12.4%	↑



ACTIVITY

Cumulative percentage of contracted UDA delivered 2017 & 2018



Month	Adjusted Scheduled Activity (UDA)	
	2017	2018
April	1,672	1,862
May	5,123	6,564
June	7,626	10,273
July	11,555	15,537
August	15,593	19,573
September	19,223	23,600
October	23,232	28,554
November	28,689	33,228
December	33,201	37,837
January	37,665	41,327
February	42,036	46,810
March	46,483	51,814
April	48,171	
May	48,355	
June	48,363	

QUALITY

	Quantity	Base Number	Contract	AT	Region	England
% of FP17s for the same patient ID Re-attending within 3 months - Children	388	6,277	6.2%	9.7%	11.6%	11.9%
% of FP17s for the same patient ID Re-attending within 3 months - Adults	2,294	22,200	10.3%	14.2%	15.4%	16.0%
% of FP17s for the same patient ID Re-attending between 3 & 9 months - Children	3,654	6,277	58.2%	61.1%	59.4%	58.3%
% of FP17s for the same patient ID Re-attending between 3 & 9 months - Adults	11,996	22,200	54.0%	52.6%	51.3%	50.3%
% of FP17s for Band 1 Urgent Courses	1,802	26,893	6.7%	7.2%	8.0%	9.1%
% of FP17s Relating to Free Repair or Replacements	185	26,893	0.7%	0.8%	0.8%	0.8%
% of FP17s Relating to Continuations	48	26,893	0.2%	1.1%	1.0%	1.0%
% of Patients satisfied with the dentistry they have received	26	27	96.3%	91.9%	91.7%	91.5%
% of Patients satisfied with the time they had to wait for an appointment	21	27	77.8%	86.8%	88.3%	87.9%

* This is based on patients treated on this contract for their most recent course of treatment. Figures in italics indicate the base number of FP17s or Patient Questionnaire responses are less than 100. N/A is shown where the base number of responses is less than 10 during the period. % is calculated as Quantity/Base number*100

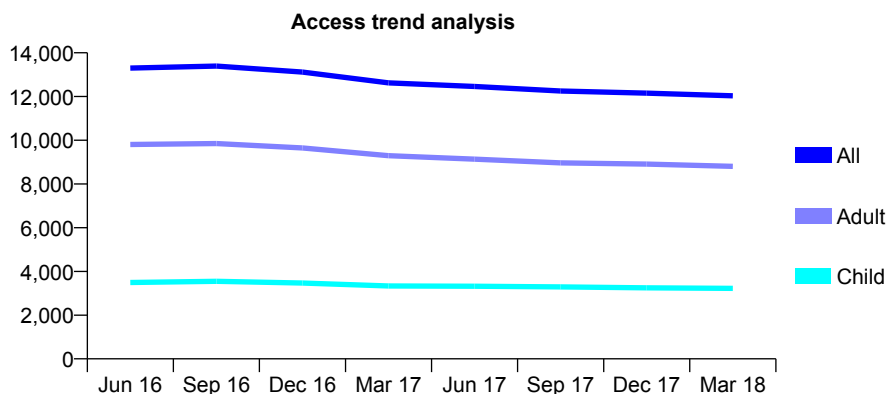
Q59 - Vital Signs At a Glance Contract Report for 176087/0001 - March 2018

Name or company name	Mr A Fenn & Mrs J Calveley (T/As BW Part
Contract type name	GDS Contract
Purpose of contract	General
Contract start date	29/08/2012
Contract end date	

17/18 Contracted general activity (UDA)	28,000
Carry forward general activity (UDA)	1,669
17/18 Contracted orthodontic activity (UOA)	0
Carry forward orthodontic activity (UOA)	0
Baseline contract value	£624,145.92

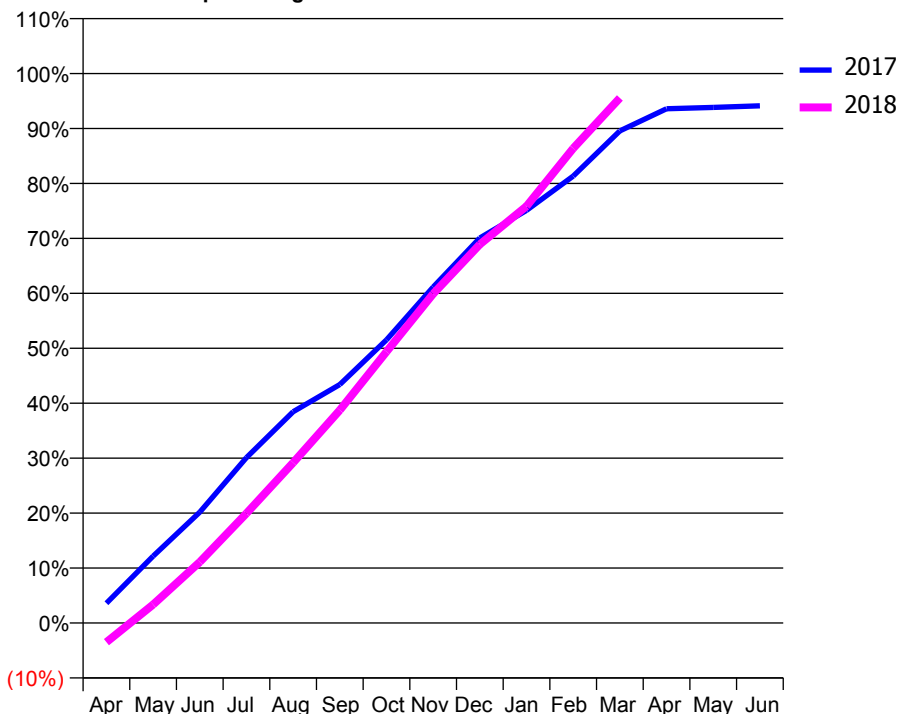
ACCESS*

Patients seen in 24 months	Total	Change since previous quarter
Quarter ending March 2017	12,624	
Quarter ending June 2017	12,458	↓
Quarter ending September 2017	12,253	↓
Quarter ending December 2017	12,155	→
Quarter ending March 2018	12,031	↓
Variance since March 2017	(4.7%)	↓



ACTIVITY

Cumulative percentage of contracted UDA delivered 2017 & 2018



Month	Adjusted Scheduled Activity (UDA)	
	2017	2018
April	1,025	-982
May	3,457	944
June	5,734	3,109
July	8,550	5,589
August	10,918	8,171
September	12,327	10,845
October	14,636	13,825
November	17,362	16,773
December	19,903	19,295
January	21,325	21,238
February	23,097	24,184
March	25,432	26,752
April	26,581	
May	26,646	
June	26,729	

QUALITY

	Quantity	Base Number	Contract	AT	Region	England
% of FP17s for the same patient ID Re-attending within 3 months - Children	203	4,255	4.8%	9.7%	11.6%	11.9%
% of FP17s for the same patient ID Re-attending within 3 months - Adults	1,506	11,685	12.9%	14.2%	15.4%	16.0%
% of FP17s for the same patient ID Re-attending between 3 & 9 months - Children	2,151	4,255	50.6%	61.1%	59.4%	58.3%
% of FP17s for the same patient ID Re-attending between 3 & 9 months - Adults	5,391	11,685	46.1%	52.6%	51.3%	50.3%
% of FP17s for Band 1 Urgent Courses	1,274	15,122	8.4%	7.2%	8.0%	9.1%
% of FP17s Relating to Free Repair or Replacements	220	15,122	1.5%	0.8%	0.8%	0.8%
% of FP17s Relating to Continuations	118	15,122	0.8%	1.1%	1.0%	1.0%
% of Patients satisfied with the dentistry they have received	25	30	83.3%	91.9%	91.7%	91.5%
% of Patients satisfied with the time they had to wait for an appointment	24	30	80.0%	86.8%	88.3%	87.9%

* This is based on patients treated on this contract for their most recent course of treatment. Figures in italics indicate the base number of FP17s or Patient Questionnaire responses are less than 100. N/A is shown where the base number of responses is less than 10 during the period. % is calculated as Quantity/Base number*100

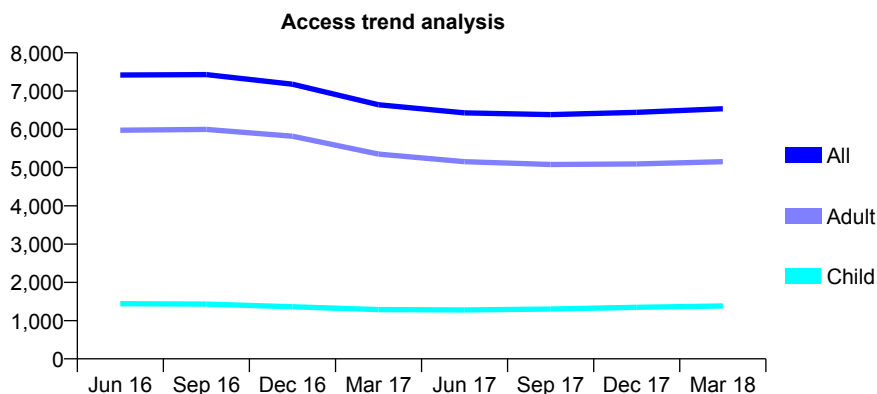
Q59 - Vital Signs At a Glance Contract Report for 176087/0002 - March 2018

Name or company name	Mr A Fenn & Mrs J Calveley (T/As BW Part
Contract type name	GDS Contract
Purpose of contract	General
Contract start date	29/08/2012
Contract end date	

17/18 Contracted general activity (UDA)	16,000
Carry forward general activity (UDA)	700
17/18 Contracted orthodontic activity (UOA)	0
Carry forward orthodontic activity (UOA)	0
Baseline contract value	£357,433.94

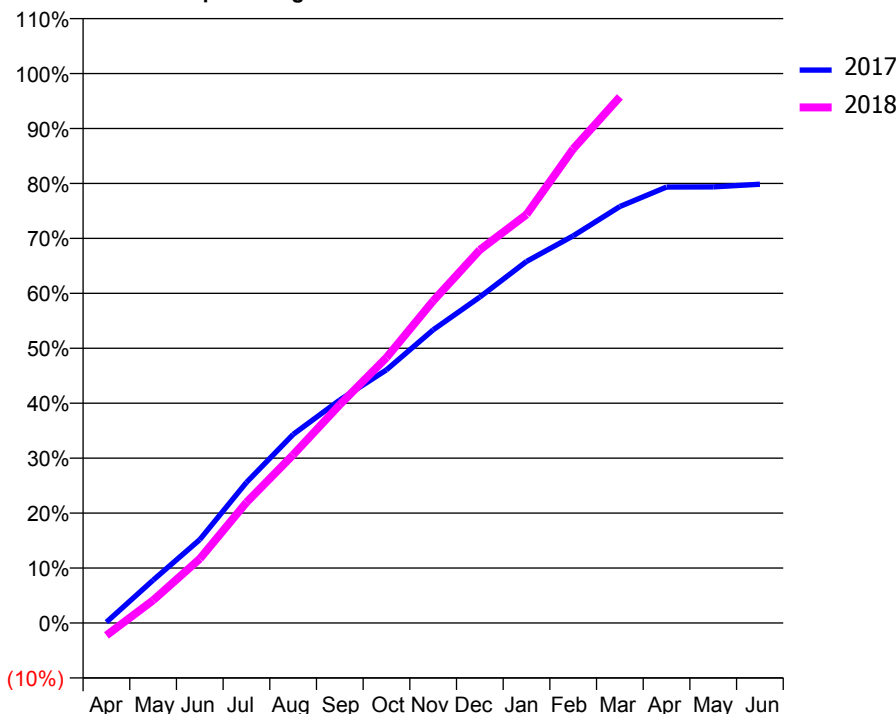
ACCESS*

Patients seen in 24 months	Total	Change since previous quarter
Quarter ending March 2017	6,642	
Quarter ending June 2017	6,431	↓
Quarter ending September 2017	6,385	→
Quarter ending December 2017	6,444	→
Quarter ending March 2018	6,537	→
Variance since March 2017	(1.6%)	↓



ACTIVITY

Cumulative percentage of contracted UDA delivered 2017 & 2018



Month	Adjusted Scheduled Activity (UDA)	
	2017	2018
April	33	-362
May	1,561	662
June	3,037	1,871
July	5,117	3,514
August	6,863	4,900
September	8,118	6,357
October	9,214	7,728
November	10,671	9,379
December	11,864	10,867
January	13,162	11,893
February	14,093	13,805
March	15,161	15,319
April	15,868	
May	15,872	
June	15,969	

QUALITY

	Quantity	Base Number	Contract	AT	Region	England
% of FP17s for the same patient ID Re-attending within 3 months - Children	86	1,771	4.9%	9.7%	11.6%	11.9%
% of FP17s for the same patient ID Re-attending within 3 months - Adults	1,050	6,922	15.2%	14.2%	15.4%	16.0%
% of FP17s for the same patient ID Re-attending between 3 & 9 months - Children	881	1,771	49.7%	61.1%	59.4%	58.3%
% of FP17s for the same patient ID Re-attending between 3 & 9 months - Adults	3,229	6,922	46.6%	52.6%	51.3%	50.3%
% of FP17s for Band 1 Urgent Courses	742	8,231	9.0%	7.2%	8.0%	9.1%
% of FP17s Relating to Free Repair or Replacements	86	8,231	1.0%	0.8%	0.8%	0.8%
% of FP17s Relating to Continuations	117	8,231	1.4%	1.1%	1.0%	1.0%
% of Patients satisfied with the dentistry they have received	19	20	95.0%	91.9%	91.7%	91.5%
% of Patients satisfied with the time they had to wait for an appointment	16	20	80.0%	86.8%	88.3%	87.9%

* This is based on patients treated on this contract for their most recent course of treatment. Figures in italics indicate the base number of FP17s or Patient Questionnaire responses are less than 100. N/A is shown where the base number of responses is less than 10 during the period. % is calculated as Quantity/Base number*100

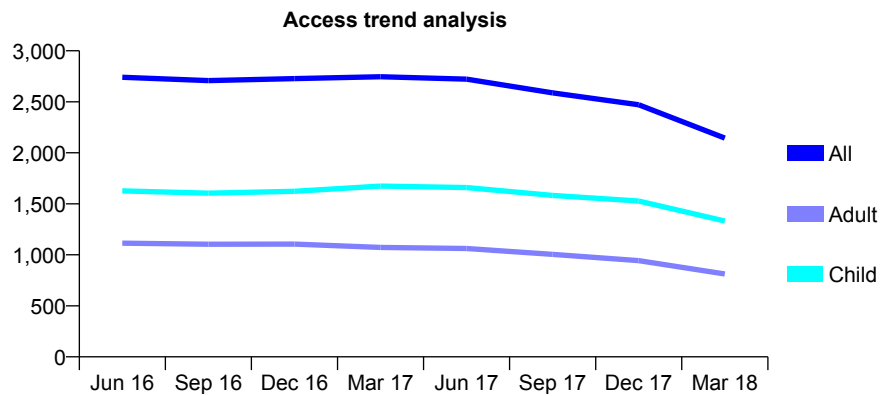
Q59 - Vital Signs At a Glance Contract Report for 176591/0001 - March 2018

Name or company name	James Cooil and Associates Limited
Contract type name	GDS Contract
Purpose of contract	General and Orthodontic
Contract start date	01/05/2010
Contract end date	

17/18 Contracted general activity (UDA)	5,056
Carry forward general activity (UDA)	-141
17/18 Contracted orthodontic activity (UOA)	609
Carry forward orthodontic activity (UOA)	0
Baseline contract value	£159,561.97

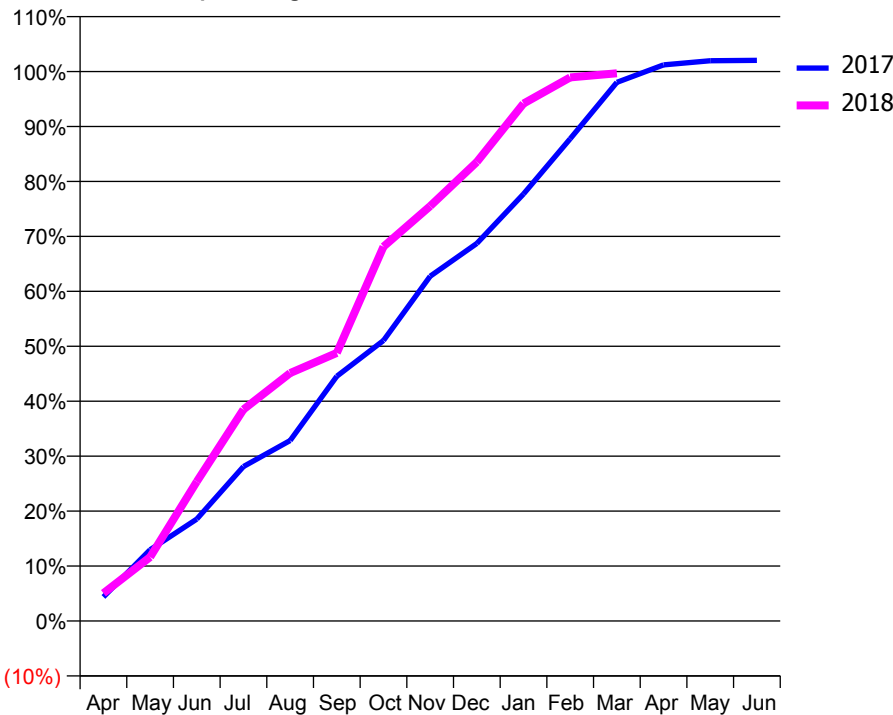
ACCESS*

Patients seen in 24 months	Total	Change since previous quarter
Quarter ending March 2017	2,746	
Quarter ending June 2017	2,722	→
Quarter ending September 2017	2,587	↓
Quarter ending December 2017	2,471	↓
Quarter ending March 2018	2,144	↓
Variance since March 2017	(21.9%)	↓



ACTIVITY

Cumulative percentage of contracted UDA delivered 2017 & 2018



Month	Adjusted Scheduled Activity (UDA)	
	2017	2018
April	309	255
May	916	589
June	1,309	1,283
July	1,983	1,946
August	2,317	2,282
September	3,142	2,467
October	3,602	3,445
November	4,428	3,818
December	4,848	4,224
January	5,484	4,761
February	6,193	5,002
March	6,917	5,040
April	7,142	
May	7,194	
June	7,200	

QUALITY

	Quantity	Base Number	Contract	AT	Region	England
% of FP17s for the same patient ID Re-attending within 3 months - Children	215	2,220	9.7%	9.7%	11.6%	11.9%
% of FP17s for the same patient ID Re-attending within 3 months - Adults	116	929	12.5%	14.2%	15.4%	16.0%
% of FP17s for the same patient ID Re-attending between 3 & 9 months - Children	1,582	2,220	71.3%	61.1%	59.4%	58.3%
% of FP17s for the same patient ID Re-attending between 3 & 9 months - Adults	580	929	62.4%	52.6%	51.3%	50.3%
% of FP17s for Band 1 Urgent Courses	164	2,902	5.7%	7.2%	8.0%	9.1%
% of FP17s Relating to Free Repair or Replacements	6	2,902	0.2%	0.8%	0.8%	0.8%
% of FP17s Relating to Continuations	5	2,902	0.2%	1.1%	1.0%	1.0%
% of Patients satisfied with the dentistry they have received	2	2	N/A	91.9%	91.7%	91.5%
% of Patients satisfied with the time they had to wait for an appointment	1	2	N/A	86.8%	88.3%	87.9%

* This is based on patients treated on this contract for their most recent course of treatment. Figures in italics indicate the base number of FP17s or Patient Questionnaire responses are less than 100. N/A is shown where the base number of responses is less than 10 during the period. % is calculated as Quantity/Base number*100

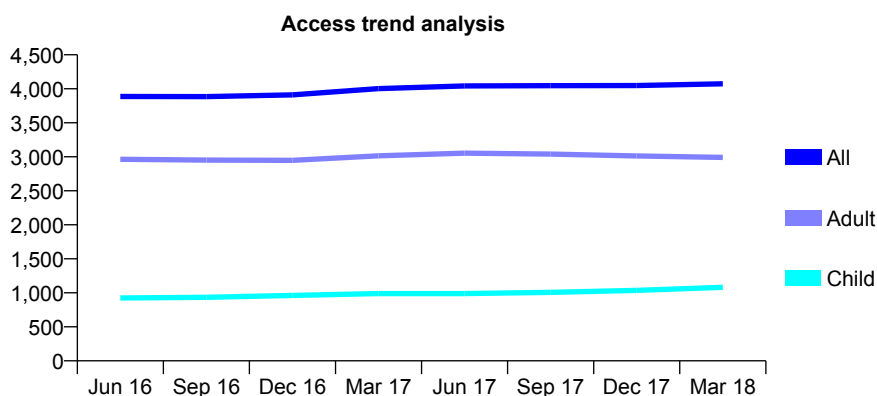
Q59 - Vital Signs At a Glance Contract Report for 178055/0001 - March 2018

Name or company name	Sloss, Sloss & Bentley
Contract type name	GDS Contract
Purpose of contract	General and Orthodontic
Contract start date	01/04/2006
Contract end date	

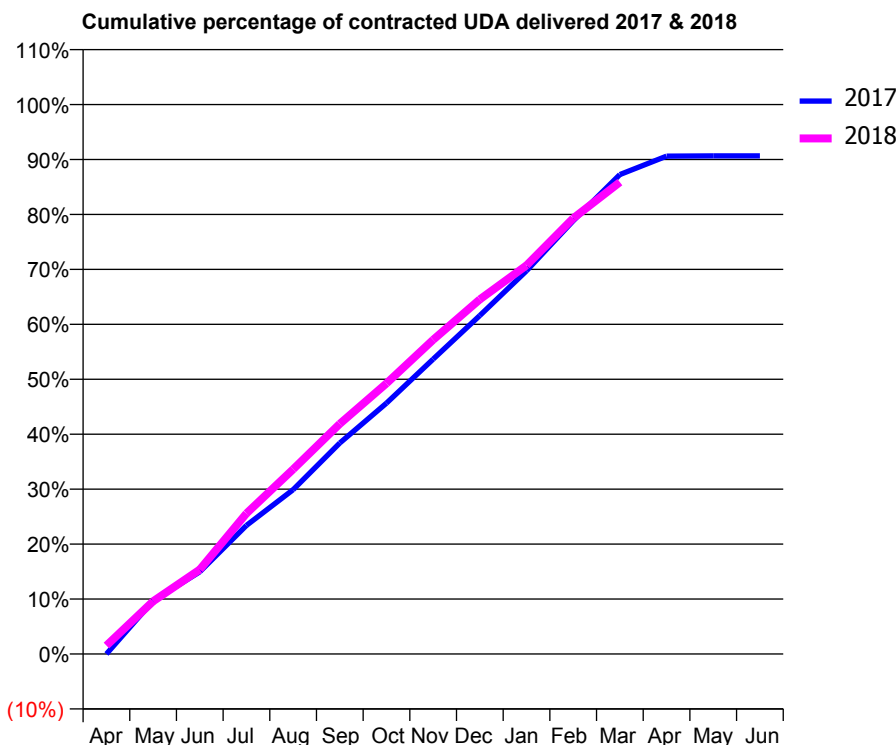
17/18 Contracted general activity (UDA)	11,800
Carry forward general activity (UDA)	200
17/18 Contracted orthodontic activity (UOA)	430
Carry forward orthodontic activity (UOA)	0
Baseline contract value	£291,928.91

ACCESS*

Patients seen in 24 months	Total	Change since previous quarter
Quarter ending March 2017	4,003	
Quarter ending June 2017	4,043	→
Quarter ending September 2017	4,047	→
Quarter ending December 2017	4,049	→
Quarter ending March 2018	4,073	→
Variance since March 2017	1.7%	→



ACTIVITY



Month	Adjusted Scheduled Activity (UDA)	
	2017	2018
April	0	183
May	1,140	1,133
June	1,765	1,815
July	2,763	3,019
August	3,529	3,969
September	4,532	4,943
October	5,388	5,812
November	6,332	6,748
December	7,268	7,616
January	8,227	8,346
February	9,302	9,357
March	10,297	10,132
April	10,692	
May	10,696	
June	10,697	

QUALITY

	Quantity	Base Number	Contract	AT	Region	England
% of FP17s for the same patient ID Re-attending within 3 months - Children	96	1,750	5.5%	9.7%	11.6%	11.9%
% of FP17s for the same patient ID Re-attending within 3 months - Adults	448	4,488	10.0%	14.2%	15.4%	16.0%
% of FP17s for the same patient ID Re-attending between 3 & 9 months - Children	1,164	1,750	66.5%	61.1%	59.4%	58.3%
% of FP17s for the same patient ID Re-attending between 3 & 9 months - Adults	2,710	4,488	60.4%	52.6%	51.3%	50.3%
% of FP17s for Band 1 Urgent Courses	227	5,974	3.8%	7.2%	8.0%	9.1%
% of FP17s Relating to Free Repair or Replacements	33	5,974	0.6%	0.8%	0.8%	0.8%
% of FP17s Relating to Continuations	74	5,974	1.2%	1.1%	1.0%	1.0%
% of Patients satisfied with the dentistry they have received	3	3	N/A	91.9%	91.7%	91.5%
% of Patients satisfied with the time they had to wait for an appointment	3	3	N/A	86.8%	88.3%	87.9%

* This is based on patients treated on this contract for their most recent course of treatment. Figures in italics indicate the base number of FP17s or Patient Questionnaire responses are less than 100. N/A is shown where the base number of responses is less than 10 during the period. % is calculated as Quantity/Base number*100

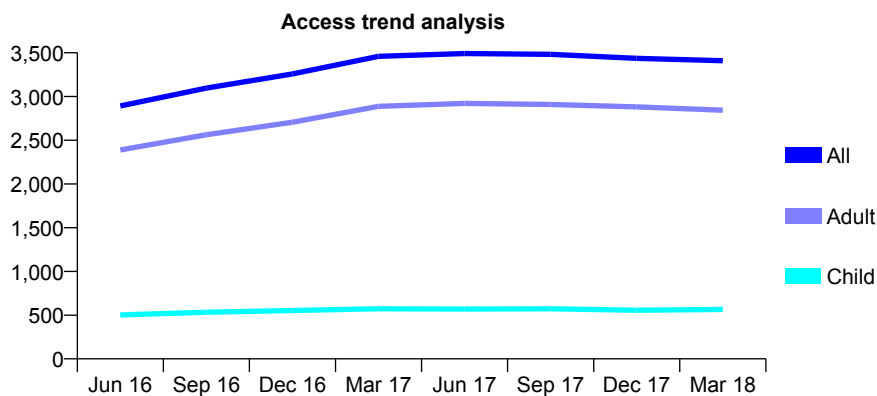
Q59 - Vital Signs At a Glance Contract Report for 181293/0001 - March 2018

Name or company name	JDRM Dental Care Ltd
Contract type name	GDS Contract
Purpose of contract	General
Contract start date	01/07/2015
Contract end date	

17/18 Contracted general activity (UDA)	9,832
Carry forward general activity (UDA)	382
17/18 Contracted orthodontic activity (UOA)	0
Carry forward orthodontic activity (UOA)	0
Baseline contract value	£223,109.72

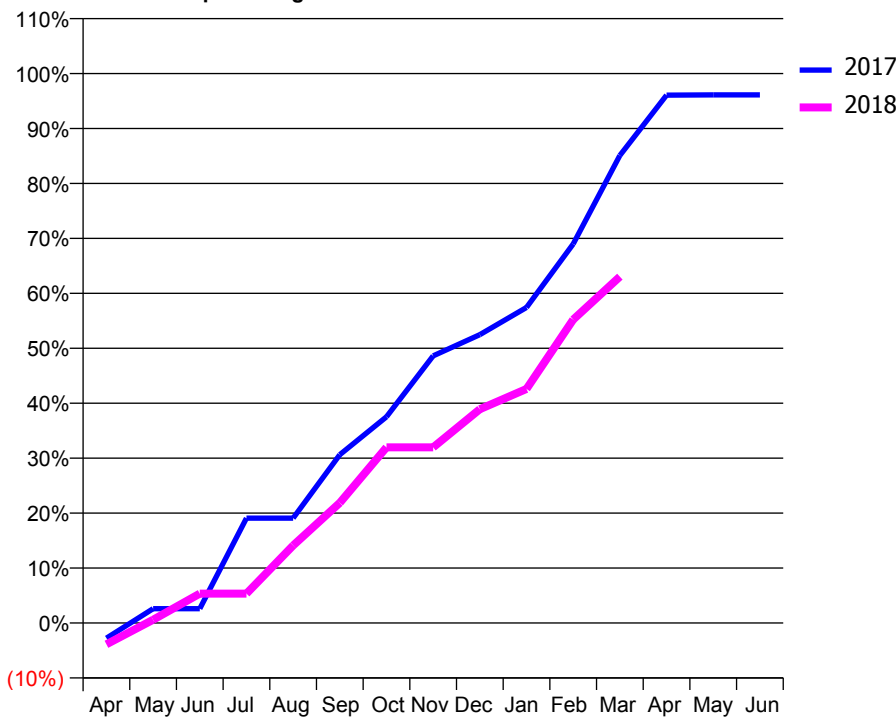
ACCESS*

Patients seen in 24 months	Total	Change since previous quarter
Quarter ending March 2017	3,460	
Quarter ending June 2017	3,491	→
Quarter ending September 2017	3,482	→
Quarter ending December 2017	3,437	↓
Quarter ending March 2018	3,409	→
Variance since March 2017	(1.5%)	↓



ACTIVITY

Cumulative percentage of contracted UDA delivered 2017 & 2018



Month	Adjusted Scheduled Activity (UDA)	
	2017	2018
April	-273	-382
May	257	58
June	257	526
July	1,876	526
August	1,876	1,388
September	3,013	2,151
October	3,690	3,144
November	4,780	3,144
December	5,159	3,825
January	5,647	4,188
February	6,781	5,428
March	8,366	6,198
April	9,445	
May	9,449	
June	9,450	

QUALITY

	Quantity	Base Number	Contract	AT	Region	England
% of FP17s for the same patient ID Re-attending within 3 months - Children	90	891	10.1%	9.7%	11.6%	11.9%
% of FP17s for the same patient ID Re-attending within 3 months - Adults	396	3,689	10.7%	14.2%	15.4%	16.0%
% of FP17s for the same patient ID Re-attending between 3 & 9 months - Children	584	891	65.5%	61.1%	59.4%	58.3%
% of FP17s for the same patient ID Re-attending between 3 & 9 months - Adults	1,822	3,689	49.4%	52.6%	51.3%	50.3%
% of FP17s for Band 1 Urgent Courses	124	3,490	3.6%	7.2%	8.0%	9.1%
% of FP17s Relating to Free Repair or Replacements	64	3,490	1.8%	0.8%	0.8%	0.8%
% of FP17s Relating to Continuations	26	3,490	0.7%	1.1%	1.0%	1.0%
% of Patients satisfied with the dentistry they have received	2	2	N/A	91.9%	91.7%	91.5%
% of Patients satisfied with the time they had to wait for an appointment	2	2	N/A	86.8%	88.3%	87.9%

* This is based on patients treated on this contract for their most recent course of treatment. Figures in italics indicate the base number of FP17s or Patient Questionnaire responses are less than 100. N/A is shown where the base number of responses is less than 10 during the period. % is calculated as Quantity/Base number*100

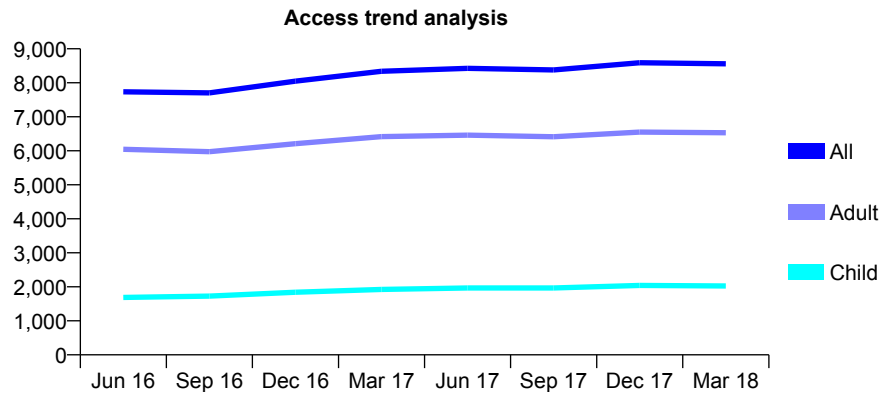
Q59 - Vital Signs At a Glance Contract Report for 183865/0002 - March 2018

Name or company name	H Amin & A Patel
Contract type name	GDS Contract
Purpose of contract	General
Contract start date	01/10/2013
Contract end date	

17/18 Contracted general activity (UDA)	19,643
Carry forward general activity (UDA)	317
17/18 Contracted orthodontic activity (UOA)	0
Carry forward orthodontic activity (UOA)	0
Baseline contract value	£422,887.90

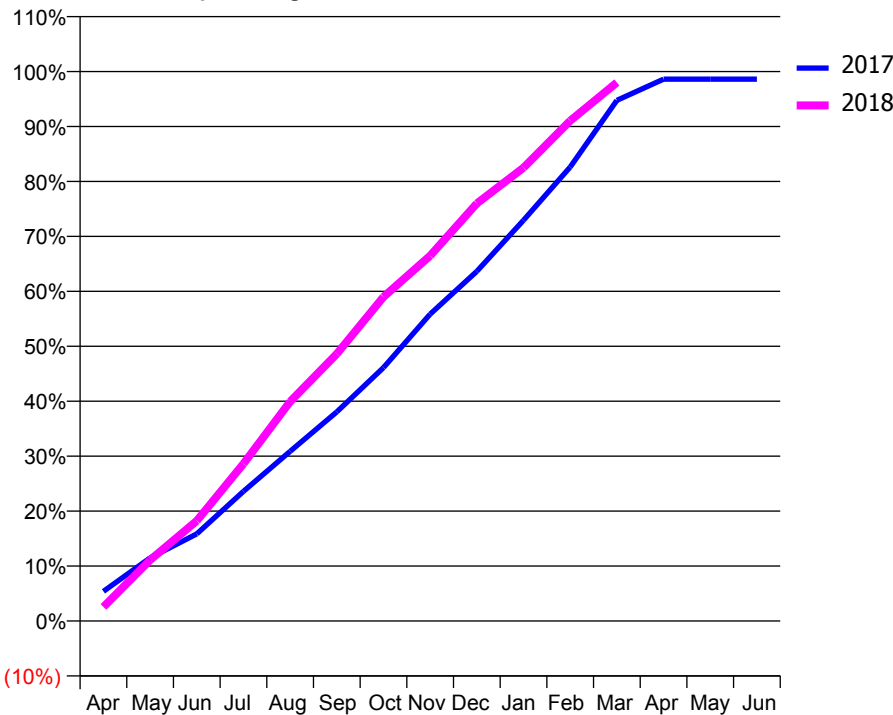
ACCESS*

Patients seen in 24 months	Total	Change since previous quarter
Quarter ending March 2017	8,341	
Quarter ending June 2017	8,426	→
Quarter ending September 2017	8,378	→
Quarter ending December 2017	8,592	↑
Quarter ending March 2018	8,557	→
Variance since March 2017	2.6%	↑



ACTIVITY

Cumulative percentage of contracted UDA delivered 2017 & 2018



Month	Adjusted Scheduled Activity (UDA)	
	2017	2018
April	1,224	503
May	2,601	2,180
June	3,592	3,582
July	5,343	5,621
August	6,992	7,845
September	8,620	9,552
October	10,441	11,584
November	12,648	13,057
December	14,410	14,925
January	16,512	16,204
February	18,706	17,882
March	21,452	19,252
April	22,329	
May	22,326	
June	22,326	

QUALITY

	Quantity	Base Number	Contract	AT	Region	England
% of FP17s for the same patient ID Re-attending within 3 months - Children	208	3,220	6.5%	9.7%	11.6%	11.9%
% of FP17s for the same patient ID Re-attending within 3 months - Adults	937	9,130	10.3%	14.2%	15.4%	16.0%
% of FP17s for the same patient ID Re-attending between 3 & 9 months - Children	2,215	3,220	68.8%	61.1%	59.4%	58.3%
% of FP17s for the same patient ID Re-attending between 3 & 9 months - Adults	5,712	9,130	62.6%	52.6%	51.3%	50.3%
% of FP17s for Band 1 Urgent Courses	566	11,124	5.1%	7.2%	8.0%	9.1%
% of FP17s Relating to Free Repair or Replacements	72	11,124	0.6%	0.8%	0.8%	0.8%
% of FP17s Relating to Continuations	51	11,124	0.5%	1.1%	1.0%	1.0%
% of Patients satisfied with the dentistry they have received	5	7	N/A	91.9%	91.7%	91.5%
% of Patients satisfied with the time they had to wait for an appointment	6	7	N/A	86.8%	88.3%	87.9%

* This is based on patients treated on this contract for their most recent course of treatment. Figures in italics indicate the base number of FP17s or Patient Questionnaire responses are less than 100. N/A is shown where the base number of responses is less than 10 during the period. % is calculated as Quantity/Base number*100

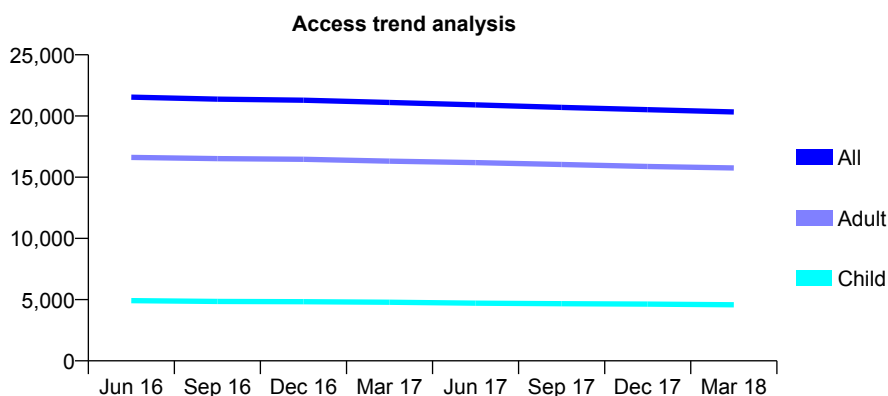
Q59 - Vital Signs At a Glance Contract Report for 187208/0001 - March 2018

Name or company name	Mr N Maxey & Mr W Welch
Contract type name	GDS Contract
Purpose of contract	General and Orthodontic
Contract start date	01/04/2006
Contract end date	

17/18 Contracted general activity (UDA)	63,070
Carry forward general activity (UDA)	148
17/18 Contracted orthodontic activity (UOA)	705
Carry forward orthodontic activity (UOA)	0
Baseline contract value	£1,549,149.27

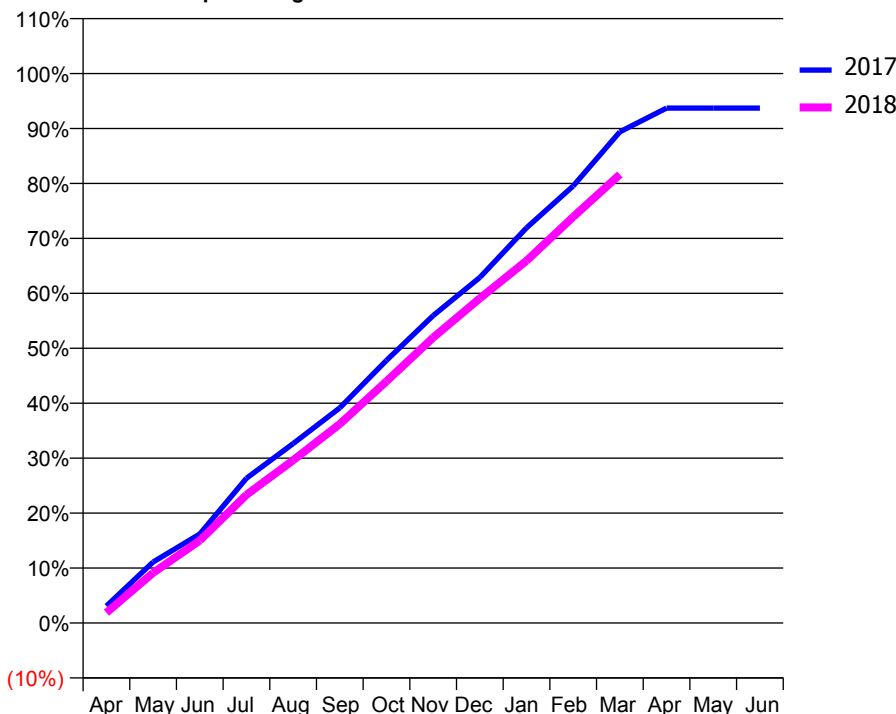
ACCESS*

Patients seen in 24 months	Total	Change since previous quarter
Quarter ending March 2017	21,106	
Quarter ending June 2017	20,910	→
Quarter ending September 2017	20,705	→
Quarter ending December 2017	20,513	→
Quarter ending March 2018	20,332	→
Variance since March 2017	(3.7%)	↓



ACTIVITY

Cumulative percentage of contracted UDA delivered 2017 & 2018



Month	Adjusted Scheduled Activity (UDA)	
	2017	2018
April	1,959	1,179
May	7,000	5,766
June	10,211	9,459
July	16,613	14,720
August	20,592	18,673
September	24,689	22,848
October	30,143	27,747
November	35,290	32,758
December	39,664	37,266
January	45,355	41,579
February	50,160	46,612
March	56,382	51,485
April	59,098	
May	59,101	
June	59,107	

QUALITY

	Quantity	Base Number	Contract	AT	Region	England
% of FP17s for the same patient ID Re-attending within 3 months - Children	508	7,125	7.1%	9.7%	11.6%	11.9%
% of FP17s for the same patient ID Re-attending within 3 months - Adults	3,583	24,265	14.8%	14.2%	15.4%	16.0%
% of FP17s for the same patient ID Re-attending between 3 & 9 months - Children	4,472	7,125	62.8%	61.1%	59.4%	58.3%
% of FP17s for the same patient ID Re-attending between 3 & 9 months - Adults	13,391	24,265	55.2%	52.6%	51.3%	50.3%
% of FP17s for Band 1 Urgent Courses	2,207	29,931	7.4%	7.2%	8.0%	9.1%
% of FP17s Relating to Free Repair or Replacements	272	29,931	0.9%	0.8%	0.8%	0.8%
% of FP17s Relating to Continuations	276	29,931	0.9%	1.1%	1.0%	1.0%
% of Patients satisfied with the dentistry they have received	34	36	94.4%	91.9%	91.7%	91.5%
% of Patients satisfied with the time they had to wait for an appointment	30	36	83.3%	86.8%	88.3%	87.9%

* This is based on patients treated on this contract for their most recent course of treatment. Figures in italics indicate the base number of FP17s or Patient Questionnaire responses are less than 100. N/A is shown where the base number of responses is less than 10 during the period. % is calculated as Quantity/Base number*100

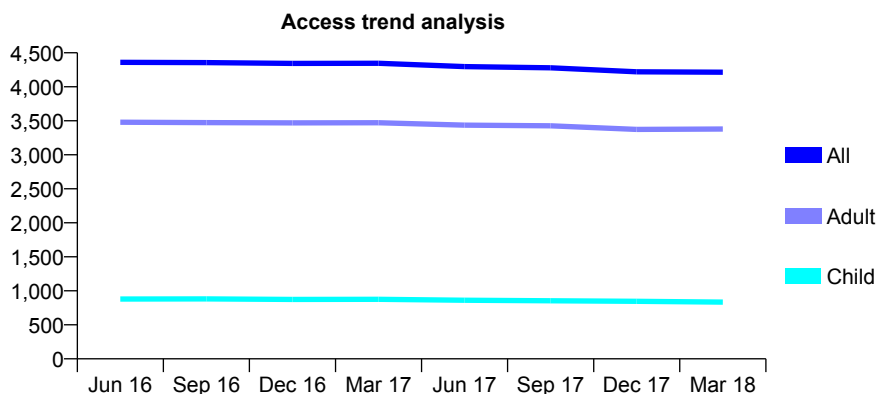
Q59 - Vital Signs At a Glance Contract Report for 187208/0002 - March 2018

Name or company name	Mr N Maxey & Mr W Welch
Contract type name	GDS Contract
Purpose of contract	General
Contract start date	01/04/2006
Contract end date	

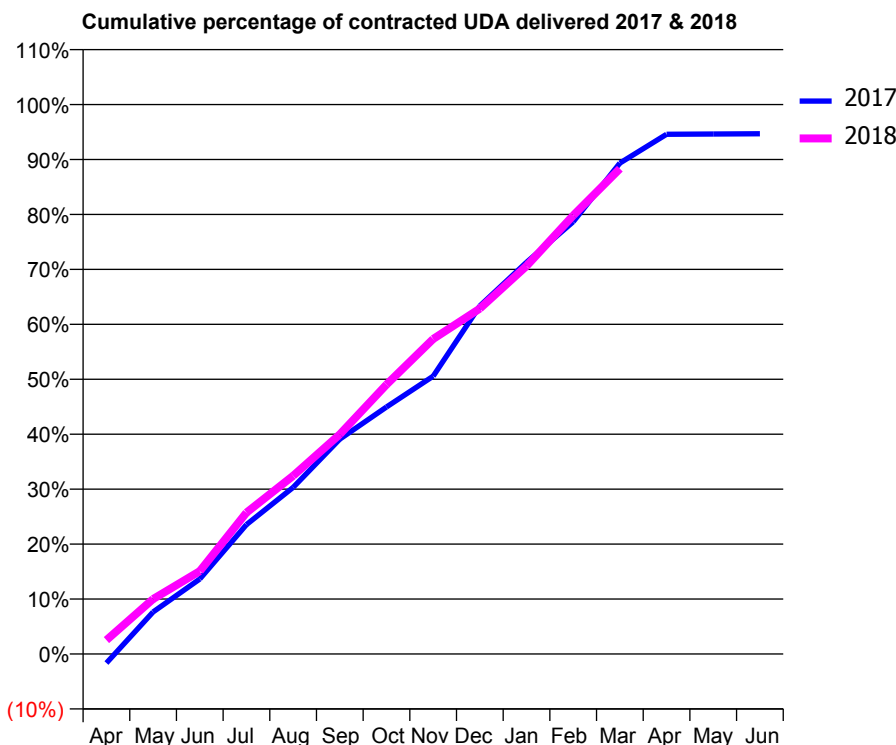
17/18 Contracted general activity (UDA)	12,165
Carry forward general activity (UDA)	0
17/18 Contracted orthodontic activity (UOA)	0
Carry forward orthodontic activity (UOA)	0
Baseline contract value	£271,202.04

ACCESS*

Patients seen in 24 months	Total	Change since previous quarter
Quarter ending March 2017	4,347	
Quarter ending June 2017	4,297	↓
Quarter ending September 2017	4,280	→
Quarter ending December 2017	4,220	↓
Quarter ending March 2018	4,215	→
Variance since March 2017	(3.0%)	↓



ACTIVITY



Month	Adjusted Scheduled Activity (UDA)	
	2017	2018
April	-201	308
May	933	1,217
June	1,662	1,835
July	2,865	3,132
August	3,690	3,945
September	4,757	4,864
October	5,468	5,963
November	6,152	6,973
December	7,706	7,648
January	8,671	8,588
February	9,569	9,709
March	10,868	10,743
April	11,506	
May	11,512	
June	11,516	

QUALITY

	Quantity	Base Number	Contract	AT	Region	England
% of FP17s for the same patient ID Re-attending within 3 months - Children	106	1,310	8.1%	9.7%	11.6%	11.9%
% of FP17s for the same patient ID Re-attending within 3 months - Adults	620	4,910	12.6%	14.2%	15.4%	16.0%
% of FP17s for the same patient ID Re-attending between 3 & 9 months - Children	886	1,310	67.6%	61.1%	59.4%	58.3%
% of FP17s for the same patient ID Re-attending between 3 & 9 months - Adults	3,066	4,910	62.4%	52.6%	51.3%	50.3%
% of FP17s for Band 1 Urgent Courses	444	5,912	7.5%	7.2%	8.0%	9.1%
% of FP17s Relating to Free Repair or Replacements	41	5,912	0.7%	0.8%	0.8%	0.8%
% of FP17s Relating to Continuations	50	5,912	0.8%	1.1%	1.0%	1.0%
% of Patients satisfied with the dentistry they have received	4	4	N/A	91.9%	91.7%	91.5%
% of Patients satisfied with the time they had to wait for an appointment	4	4	N/A	86.8%	88.3%	87.9%

* This is based on patients treated on this contract for their most recent course of treatment. Figures in italics indicate the base number of FP17s or Patient Questionnaire responses are less than 100. N/A is shown where the base number of responses is less than 10 during the period. % is calculated as Quantity/Base number*100

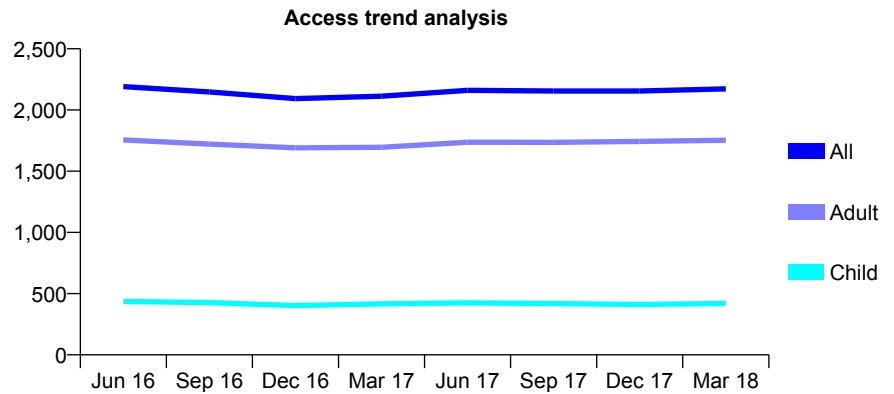
Q59 - Vital Signs At a Glance Contract Report for 187313/0002 - March 2018

Name or company name	J Ahmad, M Hallen, A Persson & A Alfreds
Contract type name	GDS Contract
Purpose of contract	General
Contract start date	01/04/2010
Contract end date	

17/18 Contracted general activity (UDA)	9,152
Carry forward general activity (UDA)	0
17/18 Contracted orthodontic activity (UOA)	0
Carry forward orthodontic activity (UOA)	0
Baseline contract value	£186,311.20

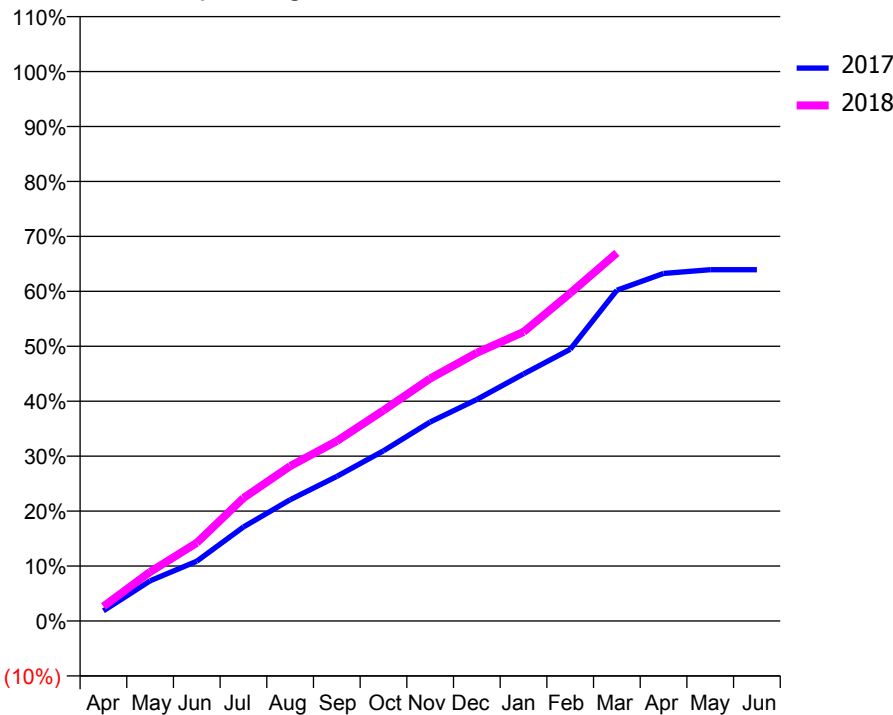
ACCESS*

Patients seen in 24 months	Total	Change since previous quarter
Quarter ending March 2017	2,113	
Quarter ending June 2017	2,161	↑
Quarter ending September 2017	2,155	→
Quarter ending December 2017	2,155	→
Quarter ending March 2018	2,173	→
Variance since March 2017	2.8%	↑



ACTIVITY

Cumulative percentage of contracted UDA delivered 2017 & 2018



Month	Adjusted Scheduled Activity (UDA)	
	2017	2018
April	169	243
May	670	819
June	996	1,303
July	1,567	2,048
August	2,020	2,579
September	2,408	2,998
October	2,835	3,508
November	3,315	4,038
December	3,690	4,468
January	4,114	4,813
February	4,524	5,461
March	5,510	6,131
April	5,789	
May	5,850	
June	5,850	

QUALITY

	Quantity	Base Number	Contract	AT	Region	England
% of FP17s for the same patient ID Re-attending within 3 months - Children	23	599	3.8%	9.7%	11.6%	11.9%
% of FP17s for the same patient ID Re-attending within 3 months - Adults	284	2,622	10.8%	14.2%	15.4%	16.0%
% of FP17s for the same patient ID Re-attending between 3 & 9 months - Children	401	599	66.9%	61.1%	59.4%	58.3%
% of FP17s for the same patient ID Re-attending between 3 & 9 months - Adults	1,724	2,622	65.8%	52.6%	51.3%	50.3%
% of FP17s for Band 1 Urgent Courses	240	3,068	7.8%	7.2%	8.0%	9.1%
% of FP17s Relating to Free Repair or Replacements	0	3,068	0.0%	0.8%	0.8%	0.8%
% of FP17s Relating to Continuations	15	3,068	0.5%	1.1%	1.0%	1.0%
% of Patients satisfied with the dentistry they have received	4	5	N/A	91.9%	91.7%	91.5%
% of Patients satisfied with the time they had to wait for an appointment	5	5	N/A	86.8%	88.3%	87.9%

* This is based on patients treated on this contract for their most recent course of treatment. Figures in italics indicate the base number of FP17s or Patient Questionnaire responses are less than 100. N/A is shown where the base number of responses is less than 10 during the period. % is calculated as Quantity/Base number*100

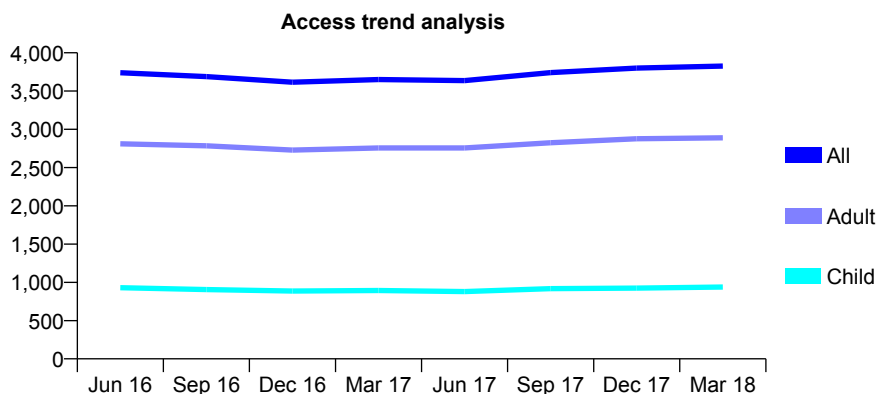
Q59 - Vital Signs At a Glance Contract Report for 188107/0001 - March 2018

Name or company name	Mr I Razaq
Contract type name	GDS Contract
Purpose of contract	General
Contract start date	15/08/2006
Contract end date	

17/18 Contracted general activity (UDA)	12,300
Carry forward general activity (UDA)	396
17/18 Contracted orthodontic activity (UOA)	0
Carry forward orthodontic activity (UOA)	0
Baseline contract value	£301,607.27

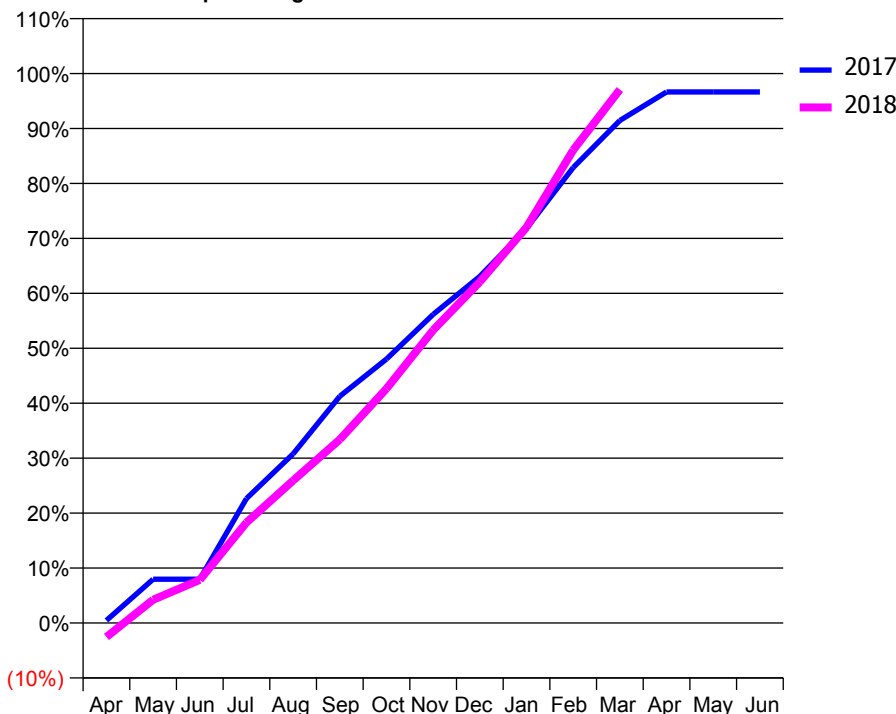
ACCESS*

Patients seen in 24 months	Total	Change since previous quarter
Quarter ending March 2017	3,651	
Quarter ending June 2017	3,636	→
Quarter ending September 2017	3,742	↑
Quarter ending December 2017	3,801	→
Quarter ending March 2018	3,827	→
Variance since March 2017	4.8%	↑



ACTIVITY

Cumulative percentage of contracted UDA delivered 2017 & 2018



Month	Adjusted Scheduled Activity (UDA)	
	2017	2018
April	55	-316
May	940	521
June	940	966
July	2,672	2,249
August	3,633	3,189
September	4,868	4,108
October	5,669	5,244
November	6,628	6,557
December	7,445	7,636
January	8,474	8,857
February	9,781	10,586
March	10,790	11,942
April	11,404	
May	11,404	
June	11,404	

QUALITY

	Quantity	Base Number	Contract	AT	Region	England
% of FP17s for the same patient ID Re-attending within 3 months - Children	124	1,593	7.8%	9.7%	11.6%	11.9%
% of FP17s for the same patient ID Re-attending within 3 months - Adults	583	4,706	12.4%	14.2%	15.4%	16.0%
% of FP17s for the same patient ID Re-attending between 3 & 9 months - Children	1,110	1,593	69.7%	61.1%	59.4%	58.3%
% of FP17s for the same patient ID Re-attending between 3 & 9 months - Adults	3,150	4,706	66.9%	52.6%	51.3%	50.3%
% of FP17s for Band 1 Urgent Courses	289	5,979	4.8%	7.2%	8.0%	9.1%
% of FP17s Relating to Free Repair or Replacements	27	5,979	0.5%	0.8%	0.8%	0.8%
% of FP17s Relating to Continuations	84	5,979	1.4%	1.1%	1.0%	1.0%
% of Patients satisfied with the dentistry they have received	6	6	N/A	91.9%	91.7%	91.5%
% of Patients satisfied with the time they had to wait for an appointment	6	6	N/A	86.8%	88.3%	87.9%

* This is based on patients treated on this contract for their most recent course of treatment. Figures in italics indicate the base number of FP17s or Patient Questionnaire responses are less than 100. N/A is shown where the base number of responses is less than 10 during the period. % is calculated as Quantity/Base number*100

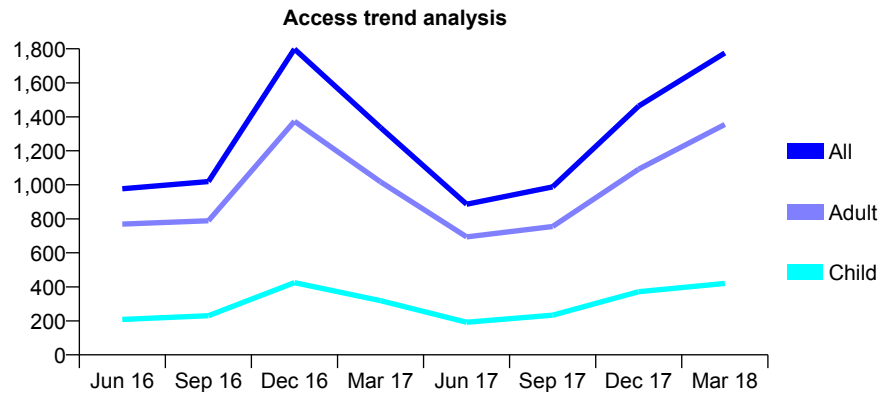
Q59 - Vital Signs At a Glance Contract Report for 188867/0001 - March 2018

Name or company name	Mr Moroney& Ms N Whitley
Contract type name	GDS Contract
Purpose of contract	General
Contract start date	01/10/2013
Contract end date	

17/18 Contracted general activity (UDA)	3,578
Carry forward general activity (UDA)	-39
17/18 Contracted orthodontic activity (UOA)	0
Carry forward orthodontic activity (UOA)	0
Baseline contract value	£82,624.12

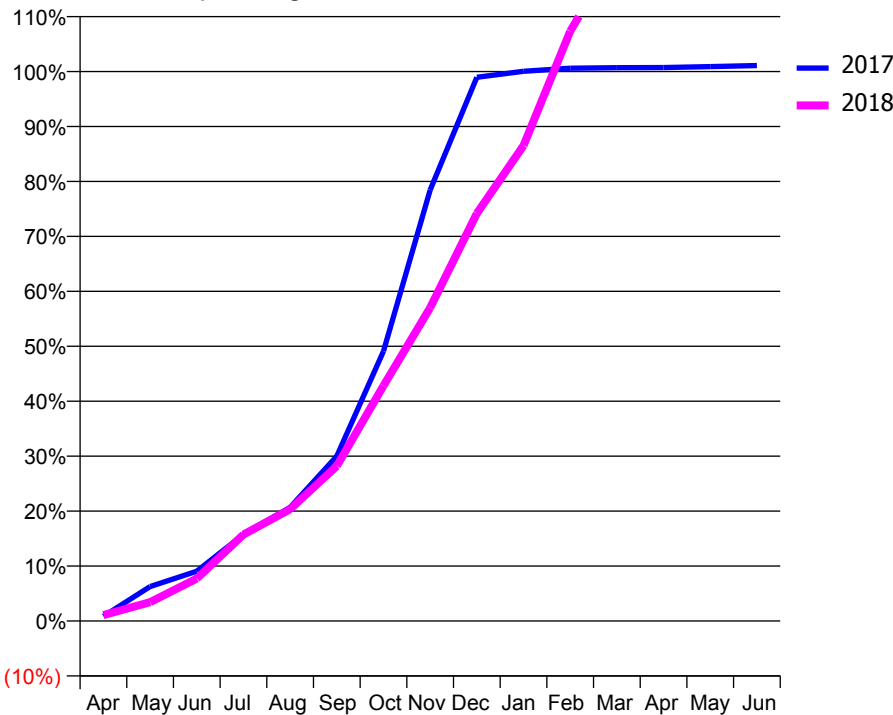
ACCESS*

Patients seen in 24 months	Total	Change since previous quarter
Quarter ending March 2017	1,337	
Quarter ending June 2017	886	↓
Quarter ending September 2017	988	↑
Quarter ending December 2017	1,463	↑
Quarter ending March 2018	1,775	↑
Variance since March 2017	32.8%	↑



ACTIVITY

Cumulative percentage of contracted UDA delivered 2017 & 2018



Month	Adjusted Scheduled Activity (UDA)	
	2017	2018
April	31	39
May	224	123
June	324	276
July	564	563
August	740	728
September	1,073	1,009
October	1,757	1,532
November	2,807	2,040
December	3,541	2,654
January	3,580	3,096
February	3,600	3,840
March	3,603	4,356
April	3,604	
May	3,610	
June	3,617	

QUALITY

	Quantity	Base Number	Contract	AT	Region	England
% of FP17s for the same patient ID Re-attending within 3 months - Children	13	474	2.7%	9.7%	11.6%	11.9%
% of FP17s for the same patient ID Re-attending within 3 months - Adults	109	1,547	7.0%	14.2%	15.4%	16.0%
% of FP17s for the same patient ID Re-attending between 3 & 9 months - Children	42	474	8.9%	61.1%	59.4%	58.3%
% of FP17s for the same patient ID Re-attending between 3 & 9 months - Adults	171	1,547	11.1%	52.6%	51.3%	50.3%
% of FP17s for Band 1 Urgent Courses	161	2,015	8.0%	7.2%	8.0%	9.1%
% of FP17s Relating to Free Repair or Replacements	9	2,015	0.4%	0.8%	0.8%	0.8%
% of FP17s Relating to Continuations	24	2,015	1.2%	1.1%	1.0%	1.0%
% of Patients satisfied with the dentistry they have received	1	1	N/A	91.9%	91.7%	91.5%
% of Patients satisfied with the time they had to wait for an appointment	1	1	N/A	86.8%	88.3%	87.9%

* This is based on patients treated on this contract for their most recent course of treatment. Figures in italics indicate the base number of FP17s or Patient Questionnaire responses are less than 100. N/A is shown where the base number of responses is less than 10 during the period. % is calculated as Quantity/Base number*100

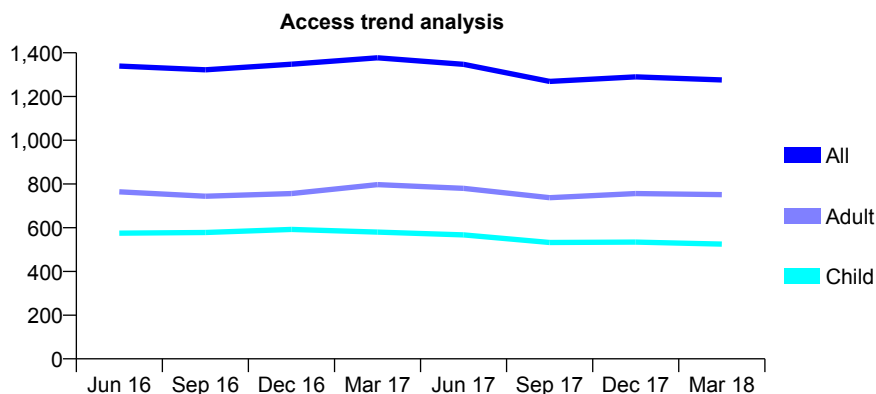
Q59 - Vital Signs At a Glance Contract Report for 189820/0001 - March 2018

Name or company name	J & P Pallipatt T/A Aesthetic Smiles
Contract type name	GDS Contract
Purpose of contract	General
Contract start date	01/12/2010
Contract end date	

17/18 Contracted general activity (UDA)	3,000
Carry forward general activity (UDA)	-26
17/18 Contracted orthodontic activity (UOA)	0
Carry forward orthodontic activity (UOA)	0
Baseline contract value	£144,646.90

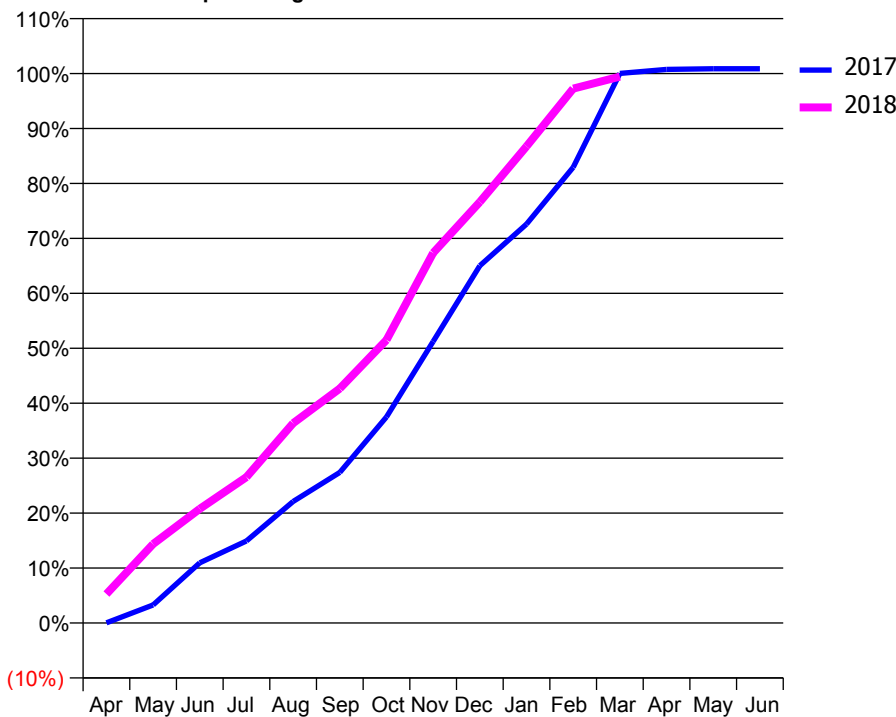
ACCESS*

Patients seen in 24 months	Total	Change since previous quarter
Quarter ending March 2017	1,377	
Quarter ending June 2017	1,347	↓
Quarter ending September 2017	1,269	↓
Quarter ending December 2017	1,290	→
Quarter ending March 2018	1,276	↓
Variance since March 2017	(7.3%)	↓



ACTIVITY

Cumulative percentage of contracted UDA delivered 2017 & 2018



Adjusted Scheduled Activity (UDA)

Month	2017	2018
April	1	158
May	99	432
June	328	624
July	448	797
August	664	1,091
September	822	1,280
October	1,125	1,545
November	1,537	2,021
December	1,950	2,299
January	2,178	2,602
February	2,488	2,917
March	3,000	2,983
April	3,022	
May	3,026	
June	3,026	

QUALITY

	Quantity	Base Number	Contract	AT	Region	England
% of FP17s for the same patient ID Re-attending within 3 months - Children	61	621	9.8%	9.7%	11.6%	11.9%
% of FP17s for the same patient ID Re-attending within 3 months - Adults	152	882	17.2%	14.2%	15.4%	16.0%
% of FP17s for the same patient ID Re-attending between 3 & 9 months - Children	276	621	44.4%	61.1%	59.4%	58.3%
% of FP17s for the same patient ID Re-attending between 3 & 9 months - Adults	390	882	44.2%	52.6%	51.3%	50.3%
% of FP17s for Band 1 Urgent Courses	214	1,494	14.3%	7.2%	8.0%	9.1%
% of FP17s Relating to Free Repair or Replacements	13	1,494	0.9%	0.8%	0.8%	0.8%
% of FP17s Relating to Continuations	2	1,494	0.1%	1.1%	1.0%	1.0%
% of Patients satisfied with the dentistry they have received	0	0	N/A	91.9%	91.7%	91.5%
% of Patients satisfied with the time they had to wait for an appointment	0	0	N/A	86.8%	88.3%	87.9%

* This is based on patients treated on this contract for their most recent course of treatment. Figures in italics indicate the base number of FP17s or Patient Questionnaire responses are less than 100. N/A is shown where the base number of responses is less than 10 during the period. % is calculated as Quantity/Base number*100

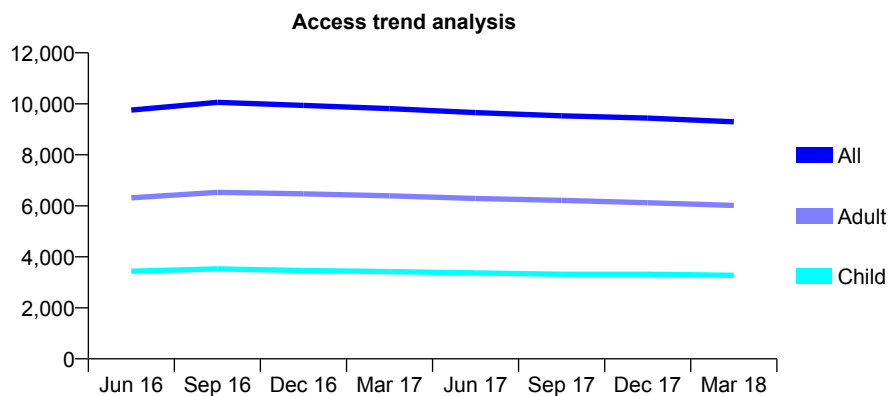
Q59 - Vital Signs At a Glance Contract Report for 189960/0001 - March 2018

Name or company name	Mr Z Kapadia & Mr N F Kapadia
Contract type name	GDS Contract
Purpose of contract	General
Contract start date	01/04/2014
Contract end date	

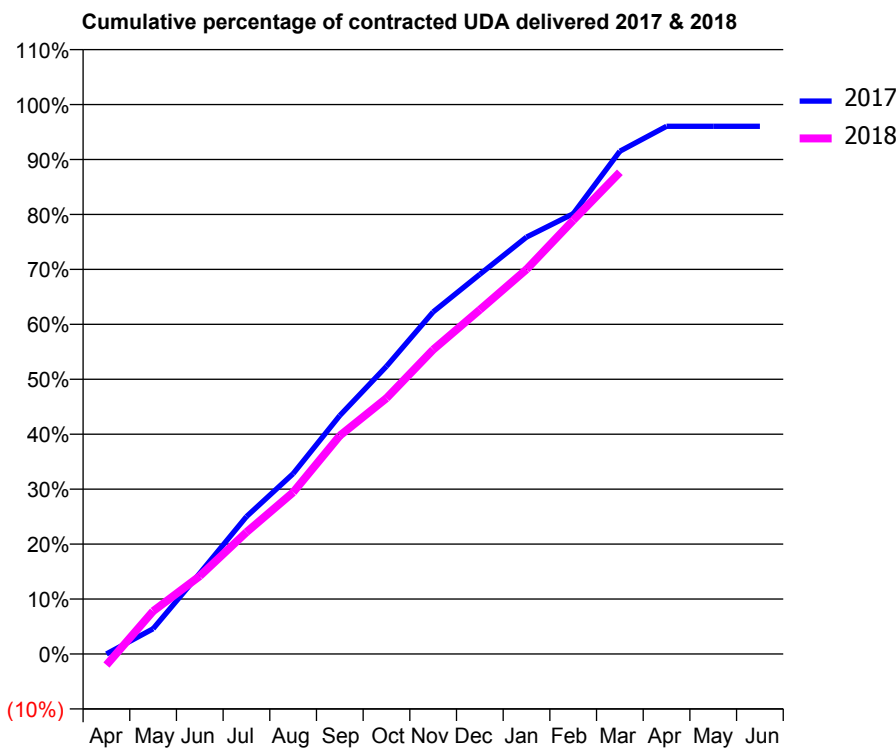
17/18 Contracted general activity (UDA)	23,121
Carry forward general activity (UDA)	993
17/18 Contracted orthodontic activity (UOA)	0
Carry forward orthodontic activity (UOA)	0
Baseline contract value	£576,110.26

ACCESS*

Patients seen in 24 months	Total	Change since previous quarter
Quarter ending March 2017	9,810	
Quarter ending June 2017	9,654	↓
Quarter ending September 2017	9,532	↓
Quarter ending December 2017	9,438	→
Quarter ending March 2018	9,296	↓
Variance since March 2017	(5.2%)	↓



ACTIVITY



Month	Adjusted Scheduled Activity (UDA)	
	2017	2018
April	-5	-467
May	1,157	1,803
June	3,688	3,279
July	6,285	5,123
August	8,247	6,804
September	10,903	9,189
October	13,150	10,766
November	15,639	12,804
December	17,361	14,482
January	19,058	16,182
February	20,124	18,251
March	22,984	20,267
April	24,128	
May	24,128	
June	24,128	

QUALITY

	Quantity	Base Number	Contract	AT	Region	England
% of FP17s for the same patient ID Re-attending within 3 months - Children	425	5,838	7.3%	9.7%	11.6%	11.9%
% of FP17s for the same patient ID Re-attending within 3 months - Adults	1,072	8,995	11.9%	14.2%	15.4%	16.0%
% of FP17s for the same patient ID Re-attending between 3 & 9 months - Children	4,365	5,838	74.8%	61.1%	59.4%	58.3%
% of FP17s for the same patient ID Re-attending between 3 & 9 months - Adults	6,018	8,995	66.9%	52.6%	51.3%	50.3%
% of FP17s for Band 1 Urgent Courses	672	13,376	5.0%	7.2%	8.0%	9.1%
% of FP17s Relating to Free Repair or Replacements	66	13,376	0.5%	0.8%	0.8%	0.8%
% of FP17s Relating to Continuations	21	13,376	0.2%	1.1%	1.0%	1.0%
% of Patients satisfied with the dentistry they have received	15	16	93.8%	91.9%	91.7%	91.5%
% of Patients satisfied with the time they had to wait for an appointment	10	16	62.5%	86.8%	88.3%	87.9%

* This is based on patients treated on this contract for their most recent course of treatment. Figures in italics indicate the base number of FP17s or Patient Questionnaire responses are less than 100. N/A is shown where the base number of responses is less than 10 during the period. % is calculated as Quantity/Base number*100

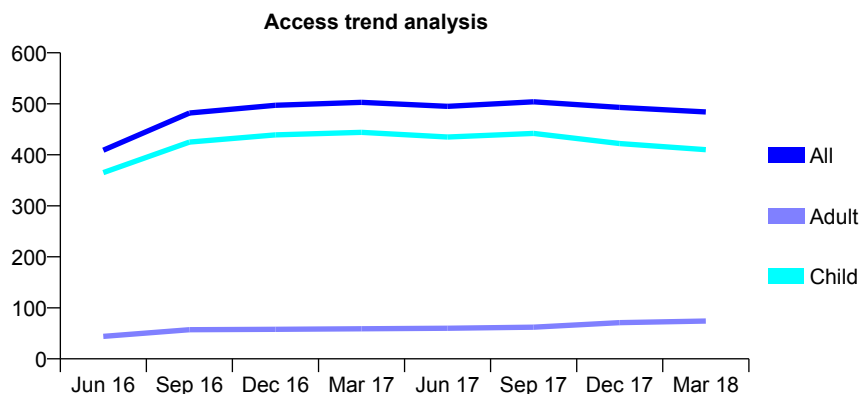
Q59 - Vital Signs At a Glance Contract Report for 191248/0001 - March 2018

Name or company name	Mr K Makwana & Mr P Patel
Contract type name	GDS Contract
Purpose of contract	General
Contract start date	01/02/2012
Contract end date	

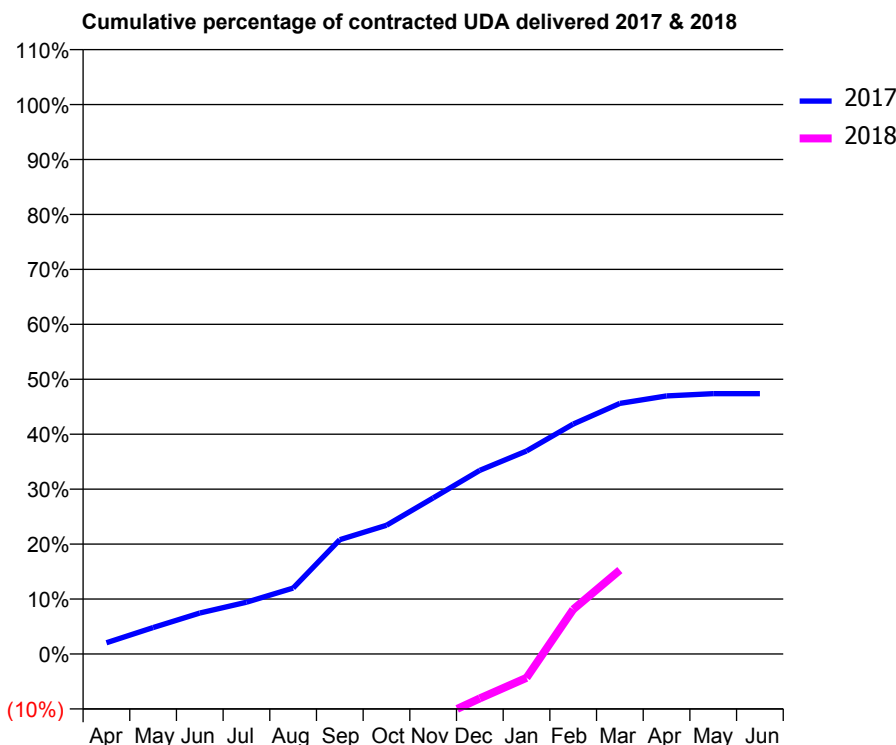
17/18 Contracted general activity (UDA)	1,000
Carry forward general activity (UDA)	600
17/18 Contracted orthodontic activity (UOA)	0
Carry forward orthodontic activity (UOA)	0
Baseline contract value	£23,100.00

ACCESS*

Patients seen in 24 months	Total	Change since previous quarter
Quarter ending March 2017	503	
Quarter ending June 2017	495	↓
Quarter ending September 2017	504	→
Quarter ending December 2017	493	↓
Quarter ending March 2018	484	↓
Variance since March 2017	(3.8%)	↓



ACTIVITY



Month	Adjusted Scheduled Activity (UDA)	
	2017	2018
April	41	-573
May	96	-495
June	149	-469
July	189	-326
August	240	-261
September	416	-185
October	469	-174
November	568	-121
December	668	-81
January	739	-44
February	837	81
March	912	153
April	940	
May	948	
June	948	

QUALITY

	Quantity	Base Number	Contract	AT	Region	England
% of FP17s for the same patient ID Re-attending within 3 months - Children	41	677	6.1%	9.7%	11.6%	11.9%
% of FP17s for the same patient ID Re-attending within 3 months - Adults	0	5	0.0%	14.2%	15.4%	16.0%
% of FP17s for the same patient ID Re-attending between 3 & 9 months - Children	469	677	69.3%	61.1%	59.4%	58.3%
% of FP17s for the same patient ID Re-attending between 3 & 9 months - Adults	3	5	60.0%	52.6%	51.3%	50.3%
% of FP17s for Band 1 Urgent Courses	21	653	3.2%	7.2%	8.0%	9.1%
% of FP17s Relating to Free Repair or Replacements	1	653	0.2%	0.8%	0.8%	0.8%
% of FP17s Relating to Continuations	0	653	0.0%	1.1%	1.0%	1.0%
% of Patients satisfied with the dentistry they have received	0	0	N/A	91.9%	91.7%	91.5%
% of Patients satisfied with the time they had to wait for an appointment	0	0	N/A	86.8%	88.3%	87.9%

* This is based on patients treated on this contract for their most recent course of treatment. Figures in italics indicate the base number of FP17s or Patient Questionnaire responses are less than 100. N/A is shown where the base number of responses is less than 10 during the period. % is calculated as Quantity/Base number*100

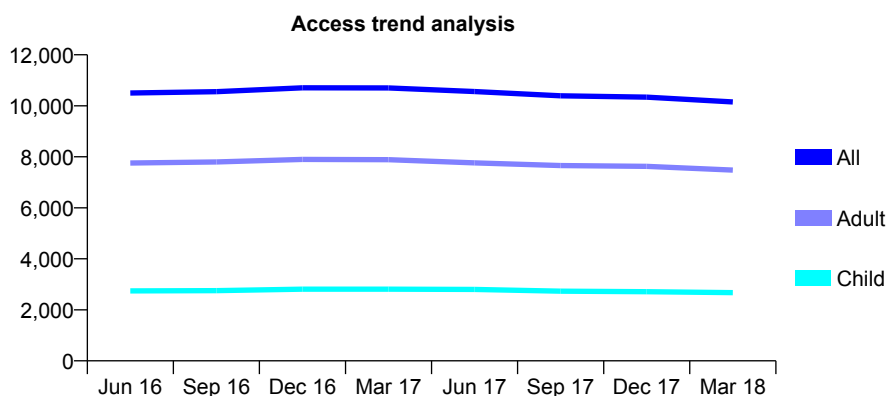
Q59 - Vital Signs At a Glance Contract Report for 191310/0001 - March 2018

Name or company name	East Midlands Community Dental Ass. Ltd.
Contract type name	GDS Contract
Purpose of contract	General
Contract start date	15/11/2006
Contract end date	

17/18 Contracted general activity (UDA)	28,504
Carry forward general activity (UDA)	43
17/18 Contracted orthodontic activity (UOA)	0
Carry forward orthodontic activity (UOA)	0
Baseline contract value	£635,469.75

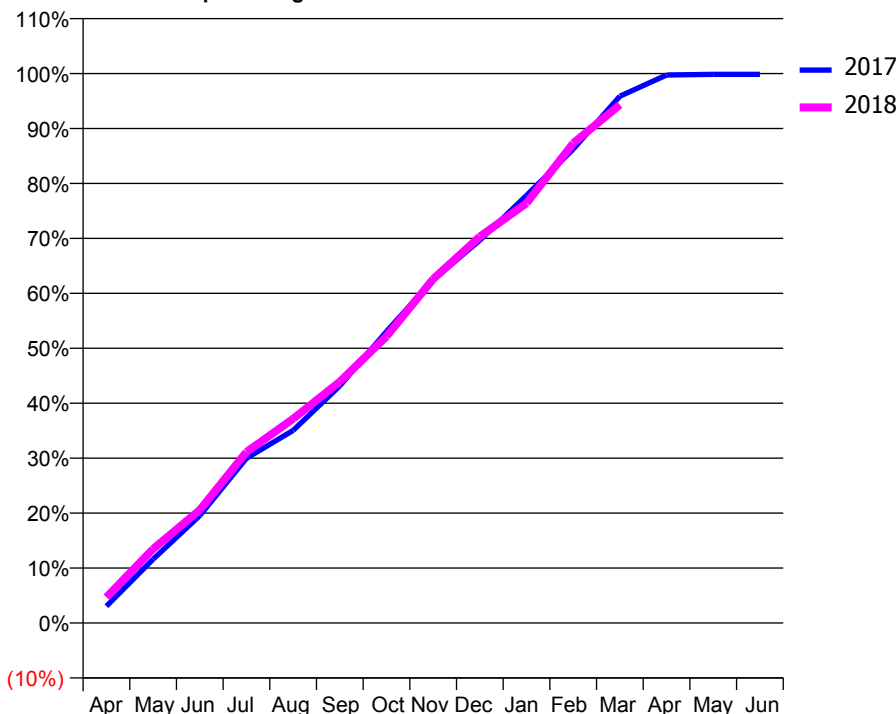
ACCESS*

Patients seen in 24 months	Total	Change since previous quarter
Quarter ending March 2017	10,699	
Quarter ending June 2017	10,562	↓
Quarter ending September 2017	10,394	↓
Quarter ending December 2017	10,339	→
Quarter ending March 2018	10,153	↓
Variance since March 2017	(5.1%)	↓



ACTIVITY

Cumulative percentage of contracted UDA delivered 2017 & 2018



Month	Adjusted Scheduled Activity (UDA)	
	2017	2018
April	875	1,341
May	3,308	3,845
June	5,570	5,859
July	8,547	8,874
August	9,994	10,593
September	12,300	12,513
October	15,125	14,871
November	17,799	17,841
December	19,855	20,044
January	22,176	21,782
February	24,582	24,886
March	27,327	26,886
April	28,428	
May	28,458	
June	28,461	

QUALITY

	Quantity	Base Number	Contract	AT	Region	England
% of FP17s for the same patient ID Re-attending within 3 months - Children	263	4,205	6.3%	9.7%	11.6%	11.9%
% of FP17s for the same patient ID Re-attending within 3 months - Adults	1,261	11,112	11.3%	14.2%	15.4%	16.0%
% of FP17s for the same patient ID Re-attending between 3 & 9 months - Children	2,820	4,205	67.1%	61.1%	59.4%	58.3%
% of FP17s for the same patient ID Re-attending between 3 & 9 months - Adults	6,754	11,112	60.8%	52.6%	51.3%	50.3%
% of FP17s for Band 1 Urgent Courses	1,204	14,774	8.1%	7.2%	8.0%	9.1%
% of FP17s Relating to Free Repair or Replacements	73	14,774	0.5%	0.8%	0.8%	0.8%
% of FP17s Relating to Continuations	52	14,774	0.4%	1.1%	1.0%	1.0%
% of Patients satisfied with the dentistry they have received	11	12	91.7%	91.9%	91.7%	91.5%
% of Patients satisfied with the time they had to wait for an appointment	9	12	75.0%	86.8%	88.3%	87.9%

* This is based on patients treated on this contract for their most recent course of treatment. Figures in italics indicate the base number of FP17s or Patient Questionnaire responses are less than 100. N/A is shown where the base number of responses is less than 10 during the period. % is calculated as Quantity/Base number*100

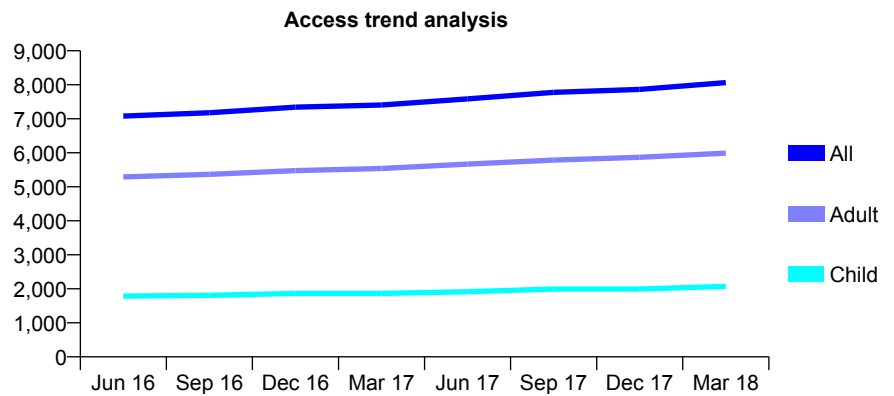
Q59 - Vital Signs At a Glance Contract Report for 191310/0004 - March 2018

Name or company name	Apex Dental Ltd
Contract type name	GDS Contract
Purpose of contract	General
Contract start date	04/04/2008
Contract end date	

17/18 Contracted general activity (UDA)	21,000
Carry forward general activity (UDA)	35
17/18 Contracted orthodontic activity (UOA)	0
Carry forward orthodontic activity (UOA)	0
Baseline contract value	£468,179.48

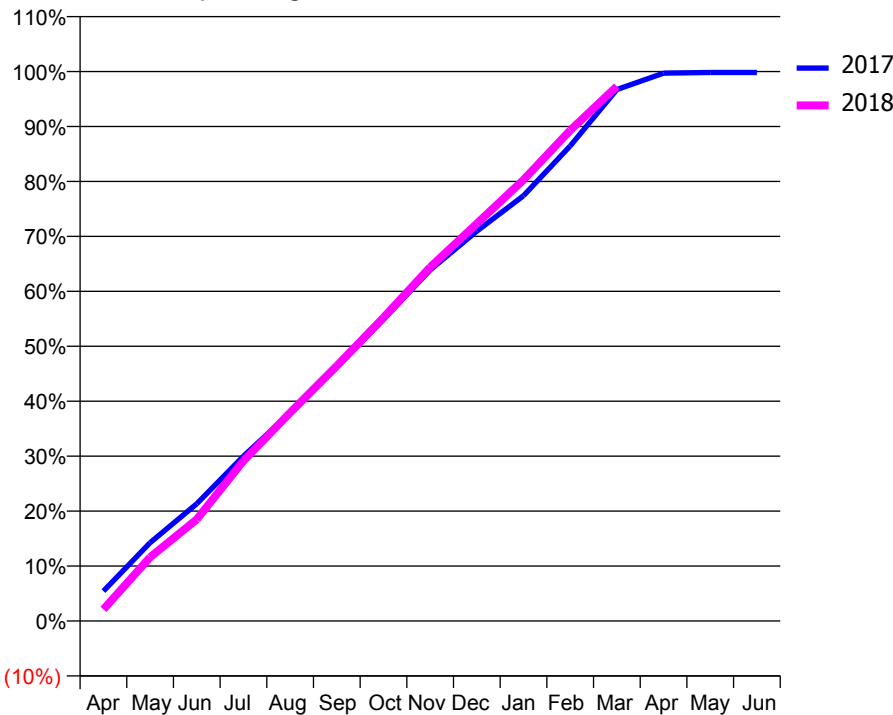
ACCESS*

Patients seen in 24 months	Total	Change since previous quarter
Quarter ending March 2017	7,406	
Quarter ending June 2017	7,586	↑
Quarter ending September 2017	7,778	↑
Quarter ending December 2017	7,865	→
Quarter ending March 2018	8,065	↑
Variance since March 2017	8.9%	↑



ACTIVITY

Cumulative percentage of contracted UDA delivered 2017 & 2018



Month	Adjusted Scheduled Activity (UDA)	
	2017	2018
April	1,145	445
May	2,992	2,438
June	4,482	3,886
July	6,304	6,121
August	7,952	7,965
September	9,707	9,753
October	11,524	11,597
November	13,416	13,525
December	14,900	15,187
January	16,252	16,859
February	18,154	18,753
March	20,309	20,432
April	20,940	
May	20,964	
June	20,965	

QUALITY

	Quantity	Base Number	Contract	AT	Region	England
% of FP17s for the same patient ID Re-attending within 3 months - Children	105	2,346	4.5%	9.7%	11.6%	11.9%
% of FP17s for the same patient ID Re-attending within 3 months - Adults	691	5,979	11.6%	14.2%	15.4%	16.0%
% of FP17s for the same patient ID Re-attending between 3 & 9 months - Children	1,094	2,346	46.6%	61.1%	59.4%	58.3%
% of FP17s for the same patient ID Re-attending between 3 & 9 months - Adults	1,984	5,979	33.2%	52.6%	51.3%	50.3%
% of FP17s for Band 1 Urgent Courses	740	8,073	9.2%	7.2%	8.0%	9.1%
% of FP17s Relating to Free Repair or Replacements	31	8,073	0.4%	0.8%	0.8%	0.8%
% of FP17s Relating to Continuations	67	8,073	0.8%	1.1%	1.0%	1.0%
% of Patients satisfied with the dentistry they have received	16	17	94.1%	91.9%	91.7%	91.5%
% of Patients satisfied with the time they had to wait for an appointment	15	17	88.2%	86.8%	88.3%	87.9%

* This is based on patients treated on this contract for their most recent course of treatment. Figures in italics indicate the base number of FP17s or Patient Questionnaire responses are less than 100. N/A is shown where the base number of responses is less than 10 during the period. % is calculated as Quantity/Base number*100

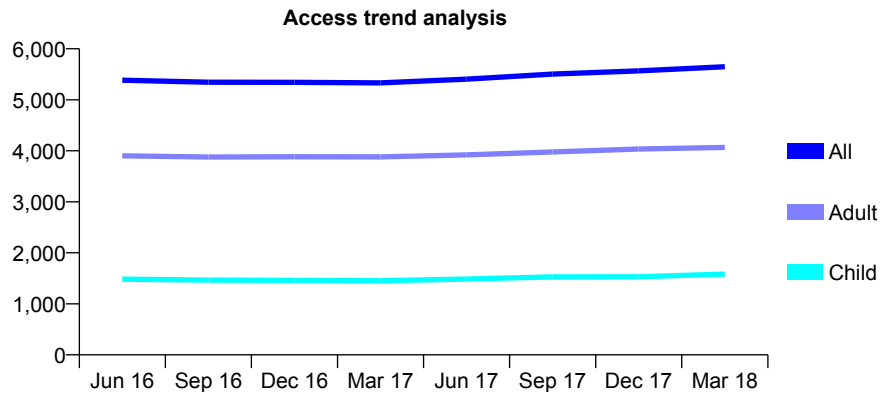
Q59 - Vital Signs At a Glance Contract Report for 191779/0001 - March 2018

Name or company name	Dr H Moti & Dr J Shah
Contract type name	GDS Contract
Purpose of contract	General
Contract start date	01/05/2008
Contract end date	

17/18 Contracted general activity (UDA)	11,711
Carry forward general activity (UDA)	254
17/18 Contracted orthodontic activity (UOA)	0
Carry forward orthodontic activity (UOA)	0
Baseline contract value	£322,576.51

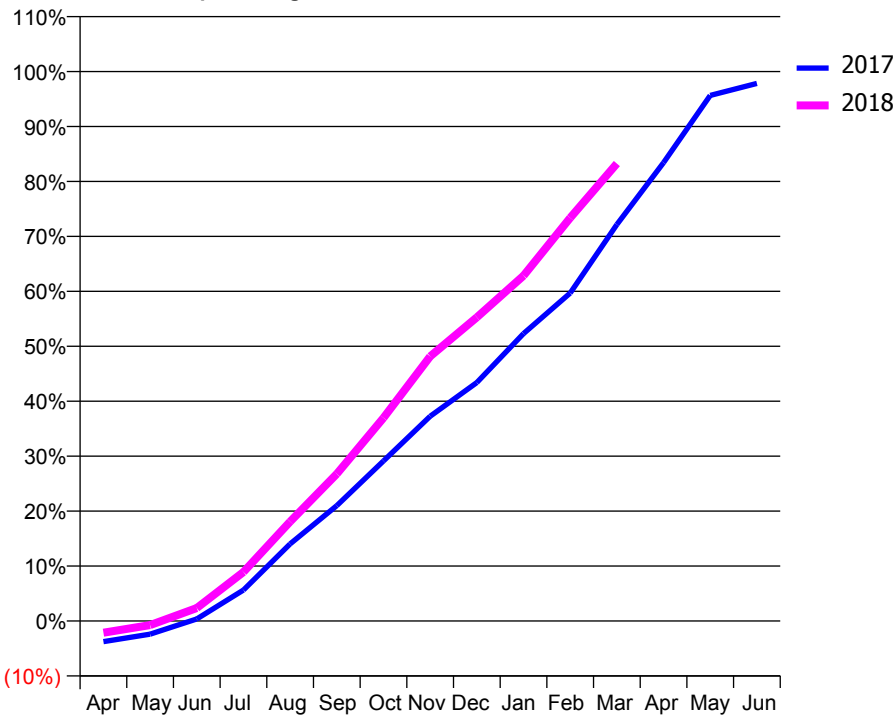
ACCESS*

Patients seen in 24 months	Total	Change since previous quarter
Quarter ending March 2017	5,332	
Quarter ending June 2017	5,404	→
Quarter ending September 2017	5,504	→
Quarter ending December 2017	5,567	→
Quarter ending March 2018	5,648	→
Variance since March 2017	5.9%	↑



ACTIVITY

Cumulative percentage of contracted UDA delivered 2017 & 2018



Month	Adjusted Scheduled Activity (UDA)	
	2017	2018
April	-443	-251
May	-283	-91
June	43	276
July	660	1,045
August	1,645	2,118
September	2,460	3,136
October	3,412	4,331
November	4,363	5,641
December	5,084	6,473
January	6,125	7,359
February	6,988	8,591
March	8,449	9,750
April	9,770	
May	11,200	
June	11,457	

QUALITY

	Quantity	Base Number	Contract	AT	Region	England
% of FP17s for the same patient ID Re-attending within 3 months - Children	160	2,478	6.5%	9.7%	11.6%	11.9%
% of FP17s for the same patient ID Re-attending within 3 months - Adults	620	5,473	11.3%	14.2%	15.4%	16.0%
% of FP17s for the same patient ID Re-attending between 3 & 9 months - Children	1,517	2,478	61.2%	61.1%	59.4%	58.3%
% of FP17s for the same patient ID Re-attending between 3 & 9 months - Adults	2,767	5,473	50.6%	52.6%	51.3%	50.3%
% of FP17s for Band 1 Urgent Courses	464	5,383	8.6%	7.2%	8.0%	9.1%
% of FP17s Relating to Free Repair or Replacements	16	5,383	0.3%	0.8%	0.8%	0.8%
% of FP17s Relating to Continuations	30	5,383	0.6%	1.1%	1.0%	1.0%
% of Patients satisfied with the dentistry they have received	2	4	N/A	91.9%	91.7%	91.5%
% of Patients satisfied with the time they had to wait for an appointment	4	4	N/A	86.8%	88.3%	87.9%

* This is based on patients treated on this contract for their most recent course of treatment. Figures in italics indicate the base number of FP17s or Patient Questionnaire responses are less than 100. N/A is shown where the base number of responses is less than 10 during the period. % is calculated as Quantity/Base number*100

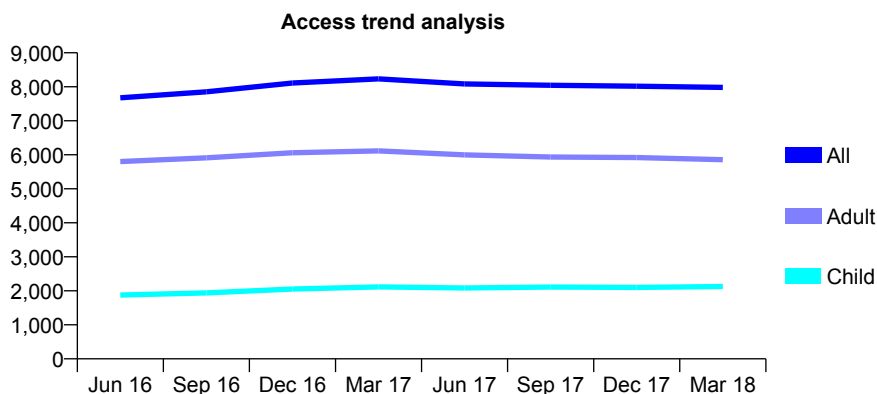
Q59 - Vital Signs At a Glance Contract Report for 193461/0001 - March 2018

Name or company name	Forest House Dental Surgery Limited
Contract type name	GDS Contract
Purpose of contract	General
Contract start date	01/10/2007
Contract end date	

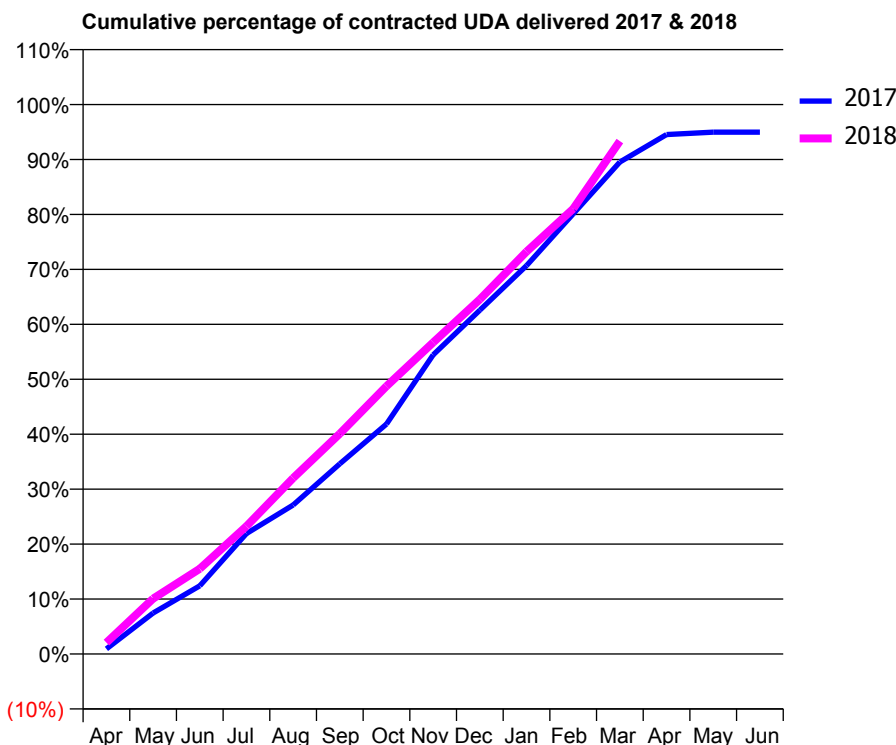
17/18 Contracted general activity (UDA)	23,341
Carry forward general activity (UDA)	0
17/18 Contracted orthodontic activity (UOA)	0
Carry forward orthodontic activity (UOA)	0
Baseline contract value	£541,932.80

ACCESS*

Patients seen in 24 months	Total	Change since previous quarter
Quarter ending March 2017	8,234	
Quarter ending June 2017	8,083	↓
Quarter ending September 2017	8,045	→
Quarter ending December 2017	8,019	→
Quarter ending March 2018	7,982	→
Variance since March 2017	(3.1%)	↓



ACTIVITY



Month	Adjusted Scheduled Activity (UDA)	
	2017	2018
April	215	483
May	1,744	2,355
June	2,898	3,623
July	5,120	5,432
August	6,330	7,473
September	8,078	9,362
October	9,768	11,378
November	12,705	13,234
December	14,603	15,066
January	16,499	17,091
February	18,692	18,911
March	20,898	21,787
April	22,062	
May	22,166	
June	22,168	

QUALITY

	Quantity	Base Number	Contract	AT	Region	England
% of FP17s for the same patient ID Re-attending within 3 months - Children	332	3,188	10.4%	9.7%	11.6%	11.9%
% of FP17s for the same patient ID Re-attending within 3 months - Adults	1,294	8,522	15.2%	14.2%	15.4%	16.0%
% of FP17s for the same patient ID Re-attending between 3 & 9 months - Children	1,888	3,188	59.2%	61.1%	59.4%	58.3%
% of FP17s for the same patient ID Re-attending between 3 & 9 months - Adults	4,696	8,522	55.1%	52.6%	51.3%	50.3%
% of FP17s for Band 1 Urgent Courses	811	11,059	7.3%	7.2%	8.0%	9.1%
% of FP17s Relating to Free Repair or Replacements	141	11,059	1.3%	0.8%	0.8%	0.8%
% of FP17s Relating to Continuations	81	11,059	0.7%	1.1%	1.0%	1.0%
% of Patients satisfied with the dentistry they have received	12	14	85.7%	91.9%	91.7%	91.5%
% of Patients satisfied with the time they had to wait for an appointment	14	14	100.0%	86.8%	88.3%	87.9%

* This is based on patients treated on this contract for their most recent course of treatment. Figures in italics indicate the base number of FP17s or Patient Questionnaire responses are less than 100. N/A is shown where the base number of responses is less than 10 during the period. % is calculated as Quantity/Base number*100

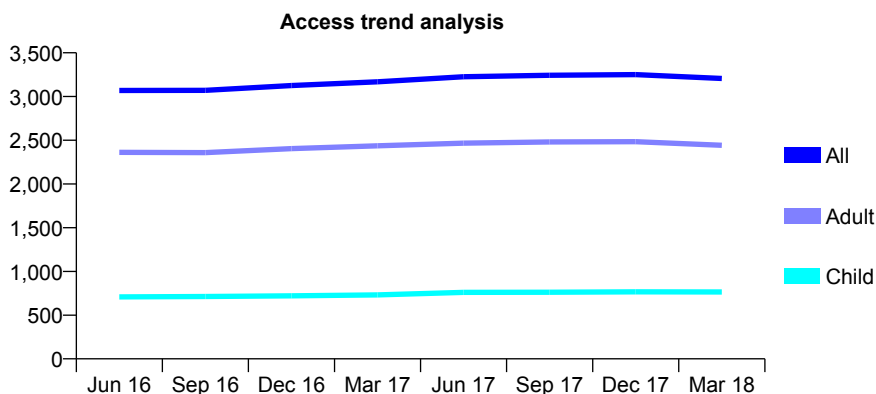
Q59 - Vital Signs At a Glance Contract Report for 193887/0001 - March 2018

Name or company name	Whetstone Dental Surgery Limited
Contract type name	GDS Contract
Purpose of contract	General
Contract start date	01/11/2007
Contract end date	

17/18 Contracted general activity (UDA)	11,270
Carry forward general activity (UDA)	-153
17/18 Contracted orthodontic activity (UOA)	0
Carry forward orthodontic activity (UOA)	0
Baseline contract value	£321,749.51

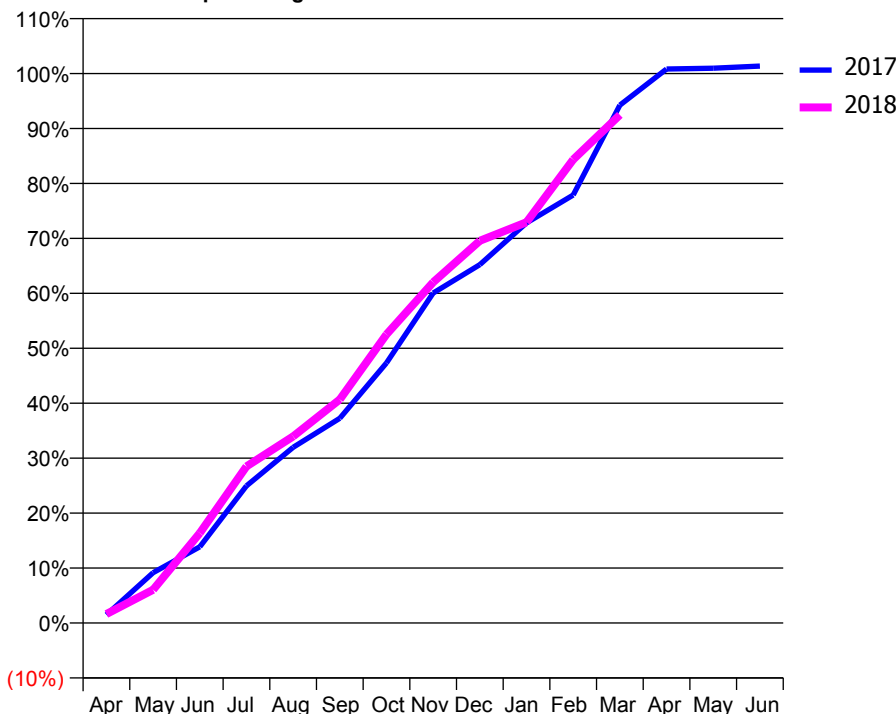
ACCESS*

Patients seen in 24 months	Total	Change since previous quarter
Quarter ending March 2017	3,168	
Quarter ending June 2017	3,227	→
Quarter ending September 2017	3,243	→
Quarter ending December 2017	3,250	→
Quarter ending March 2018	3,207	↓
Variance since March 2017	1.2%	→



ACTIVITY

Cumulative percentage of contracted UDA delivered 2017 & 2018



Month	Adjusted Scheduled Activity (UDA)	
	2017	2018
April	168	185
May	1,032	681
June	1,562	1,845
July	2,813	3,212
August	3,603	3,827
September	4,200	4,586
October	5,333	5,921
November	6,768	6,990
December	7,351	7,839
January	8,206	8,219
February	8,777	9,505
March	10,622	10,421
April	11,363	
May	11,379	
June	11,423	

QUALITY

	Quantity	Base Number	Contract	AT	Region	England
% of FP17s for the same patient ID Re-attending within 3 months - Children	50	1,337	3.7%	9.7%	11.6%	11.9%
% of FP17s for the same patient ID Re-attending within 3 months - Adults	169	3,450	4.9%	14.2%	15.4%	16.0%
% of FP17s for the same patient ID Re-attending between 3 & 9 months - Children	922	1,337	69.0%	61.1%	59.4%	58.3%
% of FP17s for the same patient ID Re-attending between 3 & 9 months - Adults	2,323	3,450	67.3%	52.6%	51.3%	50.3%
% of FP17s for Band 1 Urgent Courses	106	4,485	2.4%	7.2%	8.0%	9.1%
% of FP17s Relating to Free Repair or Replacements	1	4,485	0.0%	0.8%	0.8%	0.8%
% of FP17s Relating to Continuations	2	4,485	0.0%	1.1%	1.0%	1.0%
% of Patients satisfied with the dentistry they have received	2	2	N/A	91.9%	91.7%	91.5%
% of Patients satisfied with the time they had to wait for an appointment	2	2	N/A	86.8%	88.3%	87.9%

* This is based on patients treated on this contract for their most recent course of treatment. Figures in italics indicate the base number of FP17s or Patient Questionnaire responses are less than 100. N/A is shown where the base number of responses is less than 10 during the period. % is calculated as Quantity/Base number*100

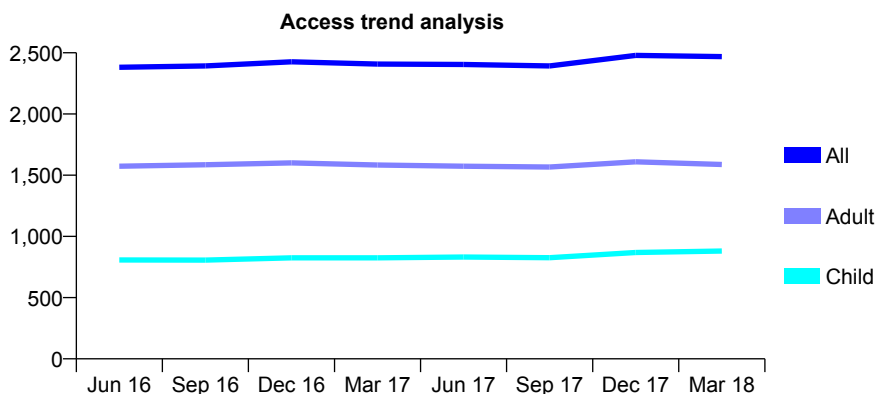
Q59 - Vital Signs At a Glance Contract Report for 194247/0001 - March 2018

Name or company name	V & Y (UK) Limited
Contract type name	GDS Contract
Purpose of contract	General
Contract start date	01/02/2012
Contract end date	

17/18 Contracted general activity (UDA)	7,355
Carry forward general activity (UDA)	274
17/18 Contracted orthodontic activity (UOA)	0
Carry forward orthodontic activity (UOA)	0
Baseline contract value	£165,527.98

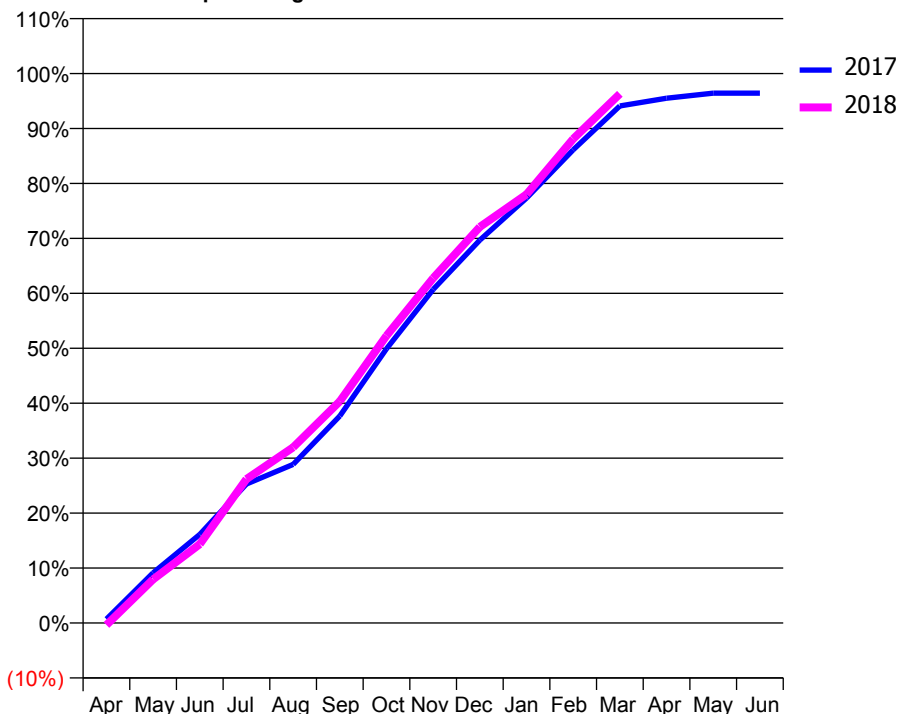
ACCESS*

Patients seen in 24 months	Total	Change since previous quarter
Quarter ending March 2017	2,408	
Quarter ending June 2017	2,405	→
Quarter ending September 2017	2,393	→
Quarter ending December 2017	2,479	↑
Quarter ending March 2018	2,469	→
Variance since March 2017	2.5%	↑



ACTIVITY

Cumulative percentage of contracted UDA delivered 2017 & 2018



Month	Adjusted Scheduled Activity (UDA)	
	2017	2018
April	54	-27
May	699	585
June	1,235	1,055
July	1,936	1,927
August	2,210	2,352
September	2,884	2,967
October	3,820	3,846
November	4,647	4,616
December	5,335	5,303
January	5,920	5,738
February	6,591	6,480
March	7,203	7,083
April	7,310	
May	7,381	
June	7,381	

QUALITY

	Quantity	Base Number	Contract	AT	Region	England
% of FP17s for the same patient ID Re-attending within 3 months - Children	46	1,062	4.3%	9.7%	11.6%	11.9%
% of FP17s for the same patient ID Re-attending within 3 months - Adults	111	1,664	6.7%	14.2%	15.4%	16.0%
% of FP17s for the same patient ID Re-attending between 3 & 9 months - Children	555	1,062	52.3%	61.1%	59.4%	58.3%
% of FP17s for the same patient ID Re-attending between 3 & 9 months - Adults	779	1,664	46.8%	52.6%	51.3%	50.3%
% of FP17s for Band 1 Urgent Courses	37	2,647	1.4%	7.2%	8.0%	9.1%
% of FP17s Relating to Free Repair or Replacements	15	2,647	0.6%	0.8%	0.8%	0.8%
% of FP17s Relating to Continuations	5	2,647	0.2%	1.1%	1.0%	1.0%
% of Patients satisfied with the dentistry they have received	2	2	N/A	91.9%	91.7%	91.5%
% of Patients satisfied with the time they had to wait for an appointment	2	2	N/A	86.8%	88.3%	87.9%

* This is based on patients treated on this contract for their most recent course of treatment. Figures in italics indicate the base number of FP17s or Patient Questionnaire responses are less than 100. N/A is shown where the base number of responses is less than 10 during the period. % is calculated as Quantity/Base number*100

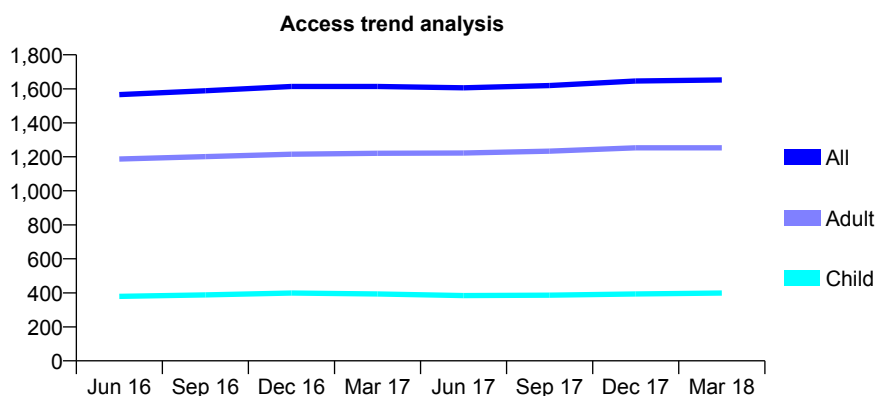
Q59 - Vital Signs At a Glance Contract Report for 194247/0002 - March 2018

Name or company name	V & Y (UK) Limited
Contract type name	GDS Contract
Purpose of contract	General
Contract start date	01/02/2012
Contract end date	

17/18 Contracted general activity (UDA)	5,543
Carry forward general activity (UDA)	200
17/18 Contracted orthodontic activity (UOA)	0
Carry forward orthodontic activity (UOA)	0
Baseline contract value	£197,300.99

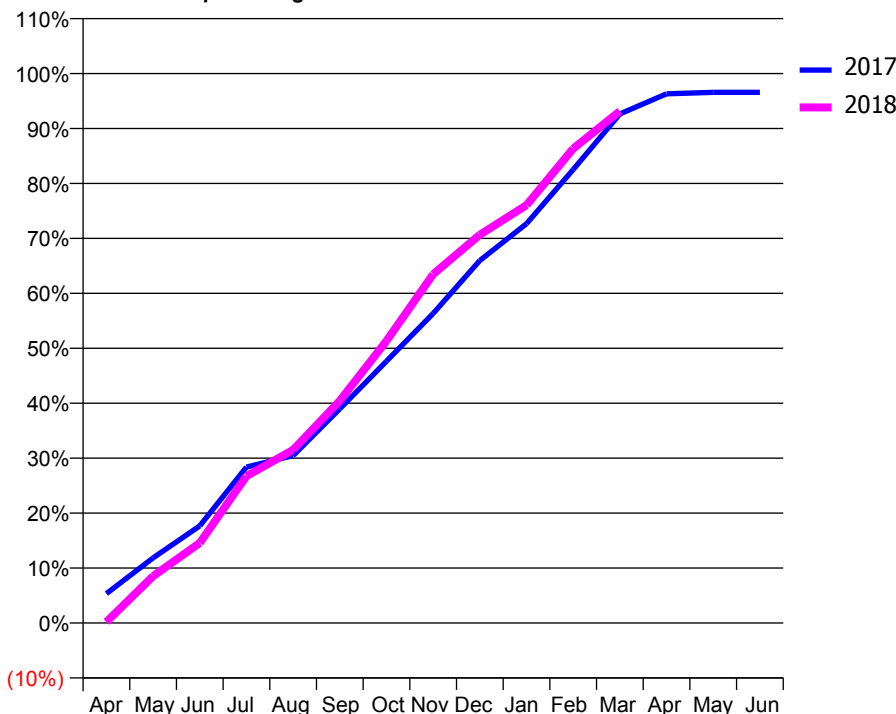
ACCESS*

Patients seen in 24 months	Total	Change since previous quarter
Quarter ending March 2017	1,614	
Quarter ending June 2017	1,606	→
Quarter ending September 2017	1,619	→
Quarter ending December 2017	1,646	→
Quarter ending March 2018	1,652	→
Variance since March 2017	2.4%	↑



ACTIVITY

Cumulative percentage of contracted UDA delivered 2017 & 2018



Month	Adjusted Scheduled Activity (UDA)	
	2017	2018
April	313	12
May	693	473
June	1,033	808
July	1,658	1,481
August	1,780	1,747
September	2,277	2,241
October	2,784	2,845
November	3,292	3,518
December	3,854	3,917
January	4,245	4,215
February	4,821	4,785
March	5,412	5,164
April	5,628	
May	5,643	
June	5,643	

QUALITY

	Quantity	Base Number	Contract	AT	Region	England
% of FP17s for the same patient ID Re-attending within 3 months - Children	16	494	3.2%	9.7%	11.6%	11.9%
% of FP17s for the same patient ID Re-attending within 3 months - Adults	105	1,507	7.0%	14.2%	15.4%	16.0%
% of FP17s for the same patient ID Re-attending between 3 & 9 months - Children	243	494	49.2%	61.1%	59.4%	58.3%
% of FP17s for the same patient ID Re-attending between 3 & 9 months - Adults	818	1,507	54.3%	52.6%	51.3%	50.3%
% of FP17s for Band 1 Urgent Courses	19	1,926	1.0%	7.2%	8.0%	9.1%
% of FP17s Relating to Free Repair or Replacements	19	1,926	1.0%	0.8%	0.8%	0.8%
% of FP17s Relating to Continuations	10	1,926	0.5%	1.1%	1.0%	1.0%
% of Patients satisfied with the dentistry they have received	2	2	N/A	91.9%	91.7%	91.5%
% of Patients satisfied with the time they had to wait for an appointment	2	2	N/A	86.8%	88.3%	87.9%

* This is based on patients treated on this contract for their most recent course of treatment. Figures in italics indicate the base number of FP17s or Patient Questionnaire responses are less than 100. N/A is shown where the base number of responses is less than 10 during the period. % is calculated as Quantity/Base number*100

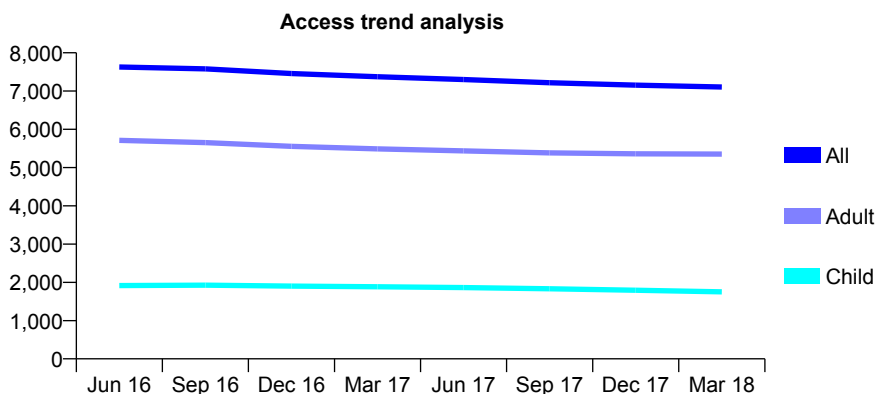
Q59 - Vital Signs At a Glance Contract Report for 194646/0001 - March 2018

Name or company name	Thurmaston Dental Practice Ltd
Contract type name	GDS Contract
Purpose of contract	General
Contract start date	01/11/2013
Contract end date	

17/18 Contracted general activity (UDA)	21,203
Carry forward general activity (UDA)	-267
17/18 Contracted orthodontic activity (UOA)	0
Carry forward orthodontic activity (UOA)	0
Baseline contract value	£519,197.00

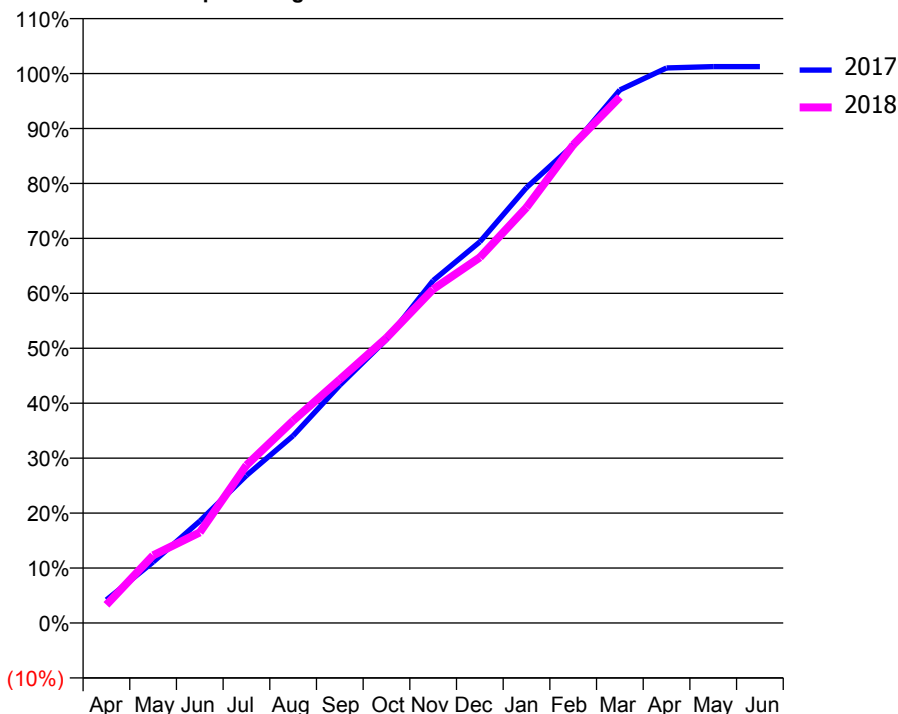
ACCESS*

Patients seen in 24 months	Total	Change since previous quarter
Quarter ending March 2017	7,375	
Quarter ending June 2017	7,301	↓
Quarter ending September 2017	7,216	↓
Quarter ending December 2017	7,156	→
Quarter ending March 2018	7,107	→
Variance since March 2017	(3.6%)	↓



ACTIVITY

Cumulative percentage of contracted UDA delivered 2017 & 2018



Month	Adjusted Scheduled Activity (UDA)	
	2017	2018
April	892	702
May	2,356	2,609
June	3,933	3,494
July	5,693	6,088
August	7,225	7,807
September	9,176	9,399
October	10,941	11,001
November	13,216	12,881
December	14,707	14,107
January	16,803	16,037
February	18,441	18,448
March	20,568	20,295
April	21,418	
May	21,470	
June	21,470	

QUALITY

	Quantity	Base Number	Contract	AT	Region	England
% of FP17s for the same patient ID Re-attending within 3 months - Children	232	2,972	7.8%	9.7%	11.6%	11.9%
% of FP17s for the same patient ID Re-attending within 3 months - Adults	1,006	7,987	12.6%	14.2%	15.4%	16.0%
% of FP17s for the same patient ID Re-attending between 3 & 9 months - Children	2,058	2,972	69.2%	61.1%	59.4%	58.3%
% of FP17s for the same patient ID Re-attending between 3 & 9 months - Adults	4,782	7,987	59.9%	52.6%	51.3%	50.3%
% of FP17s for Band 1 Urgent Courses	514	10,539	4.9%	7.2%	8.0%	9.1%
% of FP17s Relating to Free Repair or Replacements	35	10,539	0.3%	0.8%	0.8%	0.8%
% of FP17s Relating to Continuations	100	10,539	0.9%	1.1%	1.0%	1.0%
% of Patients satisfied with the dentistry they have received	10	12	83.3%	91.9%	91.7%	91.5%
% of Patients satisfied with the time they had to wait for an appointment	11	12	91.7%	86.8%	88.3%	87.9%

* This is based on patients treated on this contract for their most recent course of treatment. Figures in italics indicate the base number of FP17s or Patient Questionnaire responses are less than 100. N/A is shown where the base number of responses is less than 10 during the period. % is calculated as Quantity/Base number*100

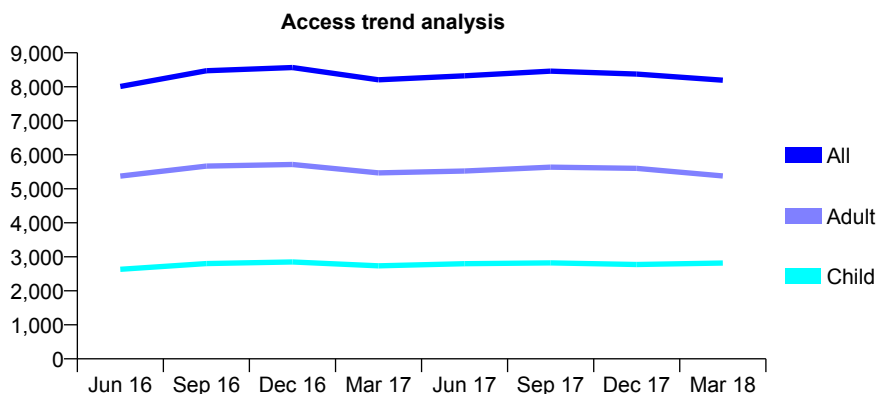
Q59 - Vital Signs At a Glance Contract Report for 195405/0001 - March 2018

Name or company name	Sigma Dental Limited
Contract type name	GDS Contract
Purpose of contract	General
Contract start date	01/11/2006
Contract end date	

17/18 Contracted general activity (UDA)	19,345
Carry forward general activity (UDA)	-110
17/18 Contracted orthodontic activity (UOA)	0
Carry forward orthodontic activity (UOA)	0
Baseline contract value	£483,859.45

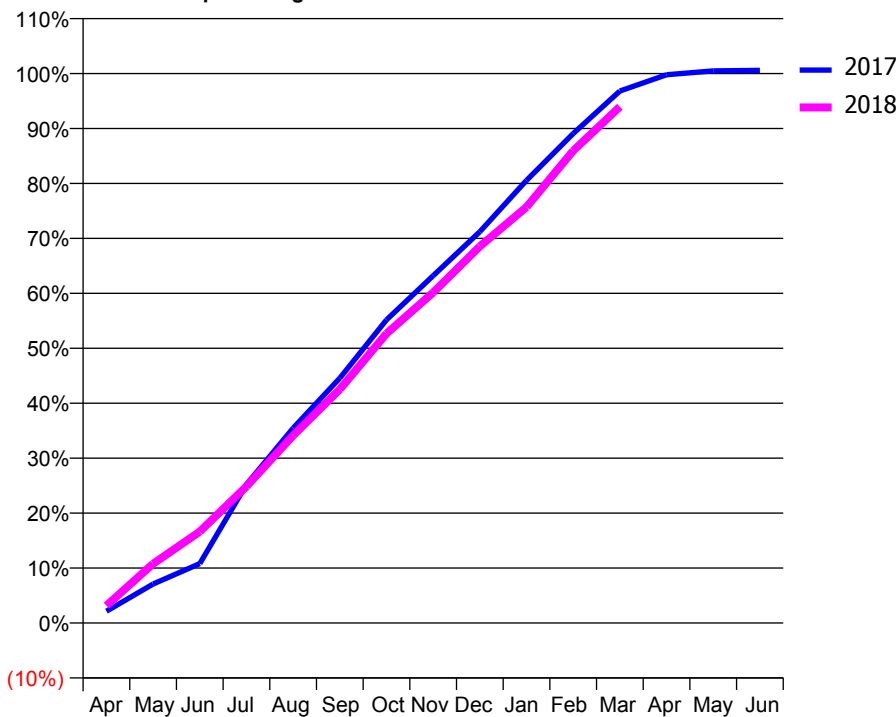
ACCESS*

Patients seen in 24 months	Total	Change since previous quarter
Quarter ending March 2017	8,205	
Quarter ending June 2017	8,322	→
Quarter ending September 2017	8,460	→
Quarter ending December 2017	8,375	↓
Quarter ending March 2018	8,196	↓
Variance since March 2017	(0.1%)	→



ACTIVITY

Cumulative percentage of contracted UDA delivered 2017 & 2018



Month	Adjusted Scheduled Activity (UDA)	
	2017	2018
April	417	614
May	1,371	2,087
June	2,094	3,219
July	4,881	4,811
August	6,859	6,603
September	8,623	8,229
October	10,671	10,190
November	12,226	11,634
December	13,776	13,260
January	15,584	14,645
February	17,230	16,627
March	18,730	18,173
April	19,301	
May	19,437	
June	19,455	

QUALITY

	Quantity	Base Number	Contract	AT	Region	England
% of FP17s for the same patient ID Re-attending within 3 months - Children	213	3,554	6.0%	9.7%	11.6%	11.9%
% of FP17s for the same patient ID Re-attending within 3 months - Adults	632	6,120	10.3%	14.2%	15.4%	16.0%
% of FP17s for the same patient ID Re-attending between 3 & 9 months - Children	1,786	3,554	50.3%	61.1%	59.4%	58.3%
% of FP17s for the same patient ID Re-attending between 3 & 9 months - Adults	2,612	6,120	42.7%	52.6%	51.3%	50.3%
% of FP17s for Band 1 Urgent Courses	489	9,270	5.3%	7.2%	8.0%	9.1%
% of FP17s Relating to Free Repair or Replacements	22	9,270	0.2%	0.8%	0.8%	0.8%
% of FP17s Relating to Continuations	116	9,270	1.3%	1.1%	1.0%	1.0%
% of Patients satisfied with the dentistry they have received	11	12	91.7%	91.9%	91.7%	91.5%
% of Patients satisfied with the time they had to wait for an appointment	9	12	75.0%	86.8%	88.3%	87.9%

* This is based on patients treated on this contract for their most recent course of treatment. Figures in italics indicate the base number of FP17s or Patient Questionnaire responses are less than 100. N/A is shown where the base number of responses is less than 10 during the period. % is calculated as Quantity/Base number*100

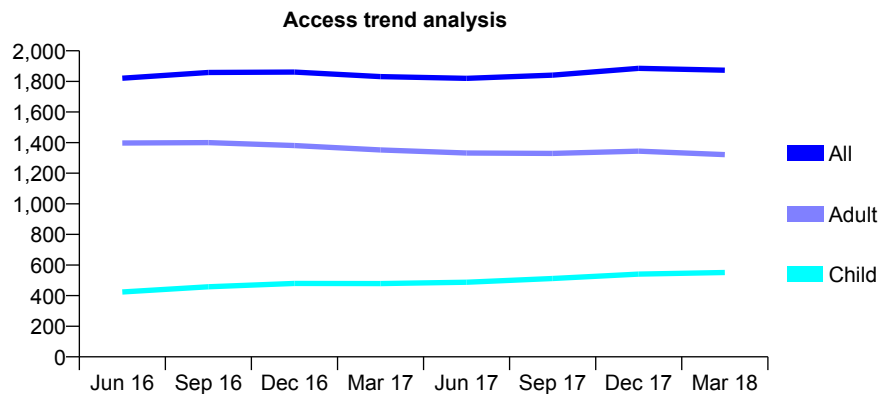
Q59 - Vital Signs At a Glance Contract Report for 198978/0001 - March 2018

Name or company name	Mr H Singh Thiara & Mrs S Kaur
Contract type name	GDS Contract
Purpose of contract	General
Contract start date	01/09/2013
Contract end date	

17/18 Contracted general activity (UDA)	7,170
Carry forward general activity (UDA)	-22
17/18 Contracted orthodontic activity (UOA)	0
Carry forward orthodontic activity (UOA)	0
Baseline contract value	£159,703.39

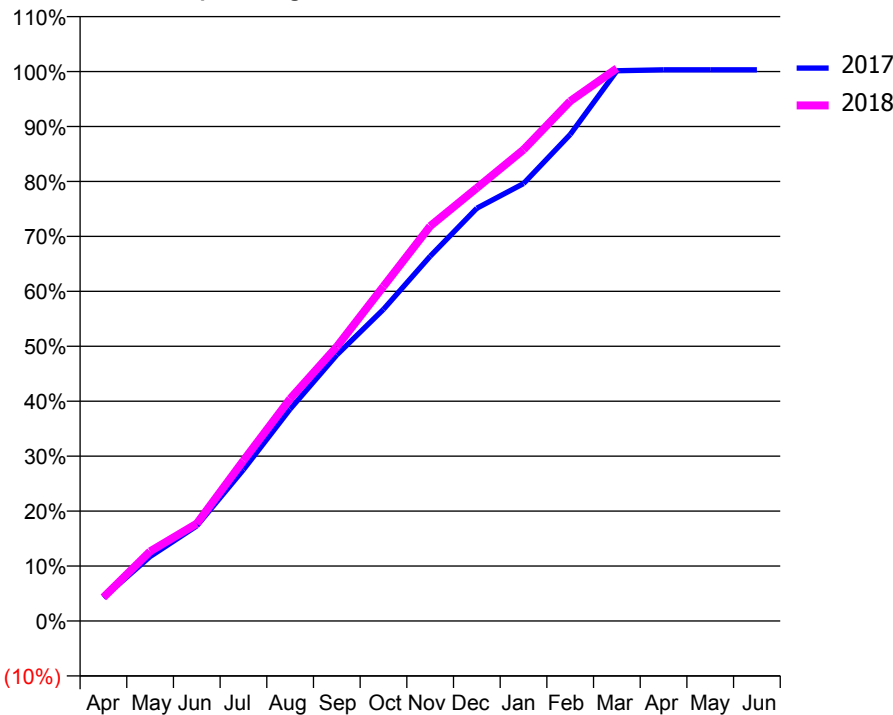
ACCESS*

Patients seen in 24 months	Total	Change since previous quarter
Quarter ending March 2017	1,831	
Quarter ending June 2017	1,820	→
Quarter ending September 2017	1,841	→
Quarter ending December 2017	1,885	↑
Quarter ending March 2018	1,873	→
Variance since March 2017	2.3%	↑



ACTIVITY

Cumulative percentage of contracted UDA delivered 2017 & 2018



Month	Adjusted Scheduled Activity (UDA)	
	2017	2018
April	306	309
May	842	910
June	1,242	1,271
July	1,976	2,094
August	2,766	2,900
September	3,472	3,580
October	4,068	4,367
November	4,759	5,152
December	5,386	5,650
January	5,707	6,149
February	6,349	6,783
March	7,180	7,211
April	7,192	
May	7,192	
June	7,192	

QUALITY

	Quantity	Base Number	Contract	AT	Region	England
% of FP17s for the same patient ID Re-attending within 3 months - Children	42	741	5.7%	9.7%	11.6%	11.9%
% of FP17s for the same patient ID Re-attending within 3 months - Adults	372	2,026	18.4%	14.2%	15.4%	16.0%
% of FP17s for the same patient ID Re-attending between 3 & 9 months - Children	399	741	53.8%	61.1%	59.4%	58.3%
% of FP17s for the same patient ID Re-attending between 3 & 9 months - Adults	1,050	2,026	51.8%	52.6%	51.3%	50.3%
% of FP17s for Band 1 Urgent Courses	230	2,760	8.3%	7.2%	8.0%	9.1%
% of FP17s Relating to Free Repair or Replacements	25	2,760	0.9%	0.8%	0.8%	0.8%
% of FP17s Relating to Continuations	70	2,760	2.5%	1.1%	1.0%	1.0%
% of Patients satisfied with the dentistry they have received	3	3	N/A	91.9%	91.7%	91.5%
% of Patients satisfied with the time they had to wait for an appointment	3	3	N/A	86.8%	88.3%	87.9%

* This is based on patients treated on this contract for their most recent course of treatment. Figures in italics indicate the base number of FP17s or Patient Questionnaire responses are less than 100. N/A is shown where the base number of responses is less than 10 during the period. % is calculated as Quantity/Base number*100

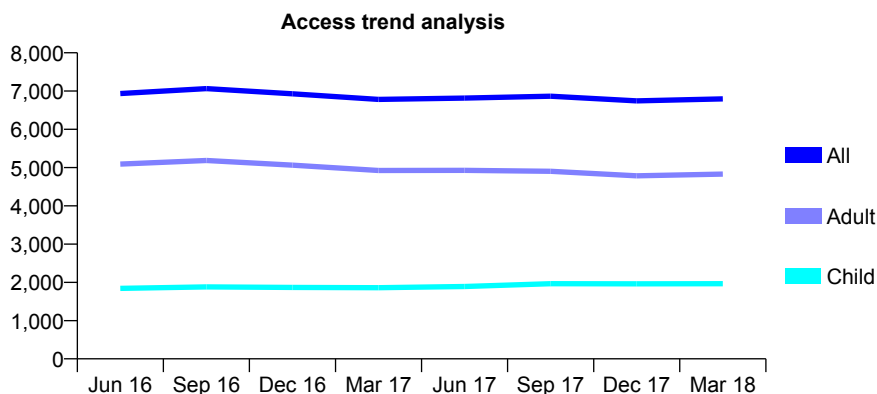
Q59 - Vital Signs At a Glance Contract Report for 199745/0001 - March 2018

Name or company name	Smile Design Centre Limited
Contract type name	GDS Contract
Purpose of contract	General
Contract start date	01/10/2009
Contract end date	

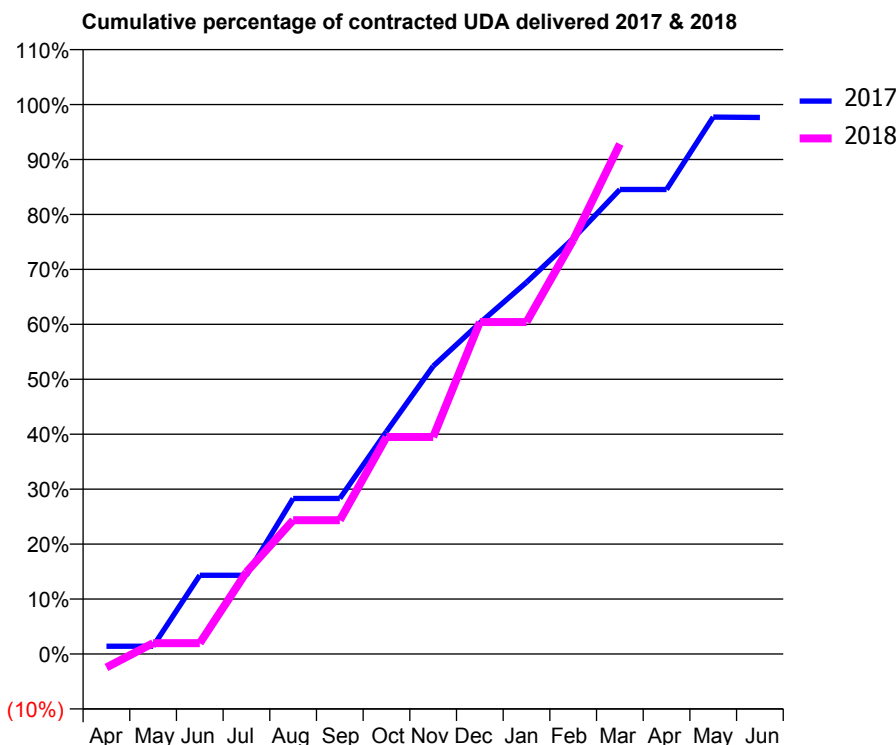
17/18 Contracted general activity (UDA)	17,092
Carry forward general activity (UDA)	421
17/18 Contracted orthodontic activity (UOA)	0
Carry forward orthodontic activity (UOA)	0
Baseline contract value	£482,921.83

ACCESS*

Patients seen in 24 months	Total	Change since previous quarter
Quarter ending March 2017	6,782	
Quarter ending June 2017	6,818	→
Quarter ending September 2017	6,865	→
Quarter ending December 2017	6,743	↓
Quarter ending March 2018	6,794	→
Variance since March 2017	0.2%	→



ACTIVITY



Month	Adjusted Scheduled Activity (UDA)	
	2017	2018
April	255	-421
May	255	339
June	2,558	339
July	2,558	2,547
August	5,053	4,162
September	5,053	4,162
October	7,224	6,749
November	9,345	6,749
December	10,748	10,328
January	12,067	10,328
February	13,494	12,876
March	15,081	15,861
April	15,081	
May	17,433	
June	17,421	

QUALITY

	Quantity	Base Number	Contract	AT	Region	England
% of FP17s for the same patient ID Re-attending within 3 months - Children	234	2,894	8.1%	9.7%	11.6%	11.9%
% of FP17s for the same patient ID Re-attending within 3 months - Adults	943	5,504	17.1%	14.2%	15.4%	16.0%
% of FP17s for the same patient ID Re-attending between 3 & 9 months - Children	1,689	2,894	58.4%	61.1%	59.4%	58.3%
% of FP17s for the same patient ID Re-attending between 3 & 9 months - Adults	1,800	5,504	32.7%	52.6%	51.3%	50.3%
% of FP17s for Band 1 Urgent Courses	1,062	7,018	15.1%	7.2%	8.0%	9.1%
% of FP17s Relating to Free Repair or Replacements	56	7,018	0.8%	0.8%	0.8%	0.8%
% of FP17s Relating to Continuations	65	7,018	0.9%	1.1%	1.0%	1.0%
% of Patients satisfied with the dentistry they have received	0	1	N/A	91.9%	91.7%	91.5%
% of Patients satisfied with the time they had to wait for an appointment	1	1	N/A	86.8%	88.3%	87.9%

* This is based on patients treated on this contract for their most recent course of treatment. Figures in italics indicate the base number of FP17s or Patient Questionnaire responses are less than 100. N/A is shown where the base number of responses is less than 10 during the period. % is calculated as Quantity/Base number*100

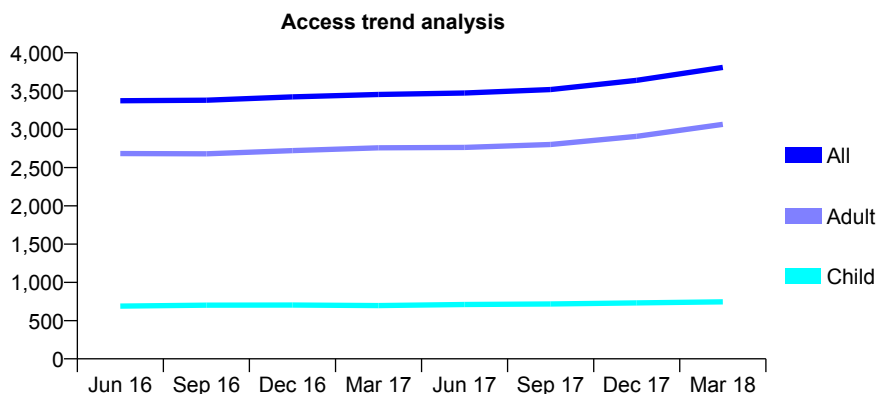
Q59 - Vital Signs At a Glance Contract Report for 199966/0001 - March 2018

Name or company name	Ditchfield Dental Ltd
Contract type name	GDS Contract
Purpose of contract	General
Contract start date	01/12/2007
Contract end date	

17/18 Contracted general activity (UDA)	11,264
Carry forward general activity (UDA)	287
17/18 Contracted orthodontic activity (UOA)	0
Carry forward orthodontic activity (UOA)	0
Baseline contract value	£386,946.62

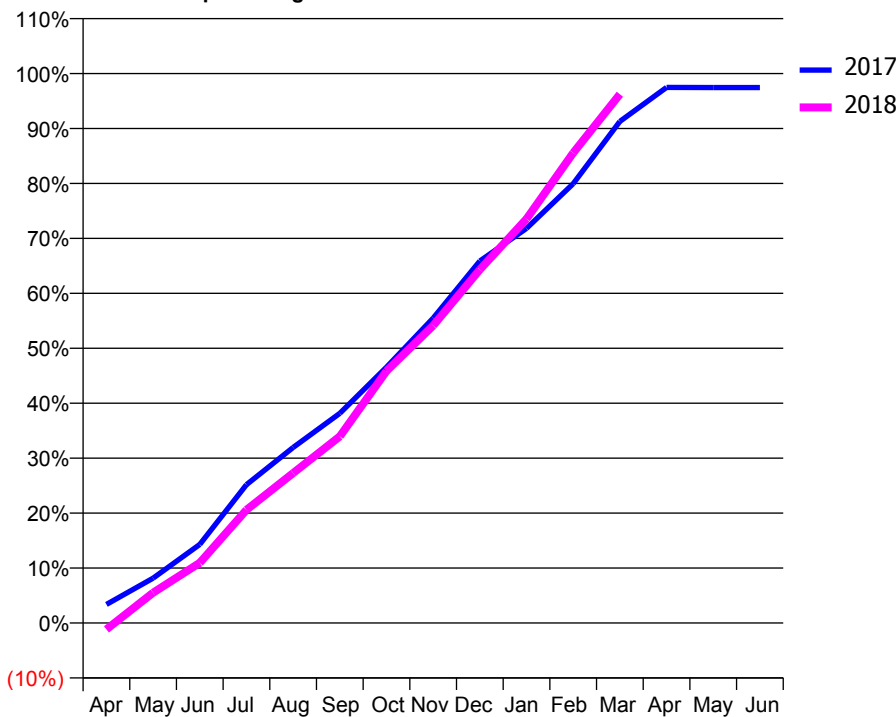
ACCESS*

Patients seen in 24 months	Total	Change since previous quarter
Quarter ending March 2017	3,455	
Quarter ending June 2017	3,475	→
Quarter ending September 2017	3,519	→
Quarter ending December 2017	3,640	↑
Quarter ending March 2018	3,810	↑
Variance since March 2017	10.3%	↑



ACTIVITY

Cumulative percentage of contracted UDA delivered 2017 & 2018



Month	Adjusted Scheduled Activity (UDA)	
	2017	2018
April	380	-132
May	920	622
June	1,610	1,235
July	2,835	2,318
August	3,598	3,073
September	4,297	3,826
October	5,243	5,165
November	6,250	6,097
December	7,419	7,246
January	8,089	8,284
February	9,005	9,635
March	10,283	10,839
April	10,978	
May	10,977	
June	10,977	

QUALITY

	Quantity	Base Number	Contract	AT	Region	England
% of FP17s for the same patient ID Re-attending within 3 months - Children	69	1,117	6.2%	9.7%	11.6%	11.9%
% of FP17s for the same patient ID Re-attending within 3 months - Adults	487	4,071	12.0%	14.2%	15.4%	16.0%
% of FP17s for the same patient ID Re-attending between 3 & 9 months - Children	693	1,117	62.0%	61.1%	59.4%	58.3%
% of FP17s for the same patient ID Re-attending between 3 & 9 months - Adults	1,669	4,071	41.0%	52.6%	51.3%	50.3%
% of FP17s for Band 1 Urgent Courses	720	4,975	14.5%	7.2%	8.0%	9.1%
% of FP17s Relating to Free Repair or Replacements	34	4,975	0.7%	0.8%	0.8%	0.8%
% of FP17s Relating to Continuations	30	4,975	0.6%	1.1%	1.0%	1.0%
% of Patients satisfied with the dentistry they have received	7	7	N/A	91.9%	91.7%	91.5%
% of Patients satisfied with the time they had to wait for an appointment	7	7	N/A	86.8%	88.3%	87.9%

* This is based on patients treated on this contract for their most recent course of treatment. Figures in italics indicate the base number of FP17s or Patient Questionnaire responses are less than 100. N/A is shown where the base number of responses is less than 10 during the period. % is calculated as Quantity/Base number*100

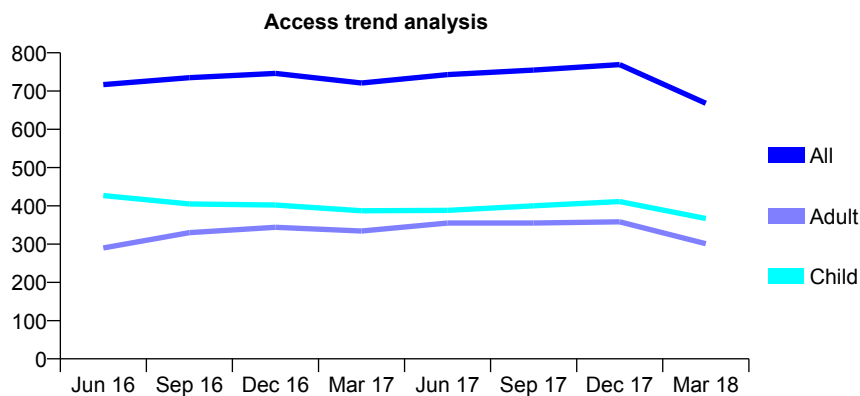
Q59 - Vital Signs At a Glance Contract Report for 208175/0002 - March 2018

Name or company name	Mr N Kilpatrick, Mr M Hamburger & R P Sa
Contract type name	GDS Contract
Purpose of contract	General
Contract start date	27/04/2011
Contract end date	

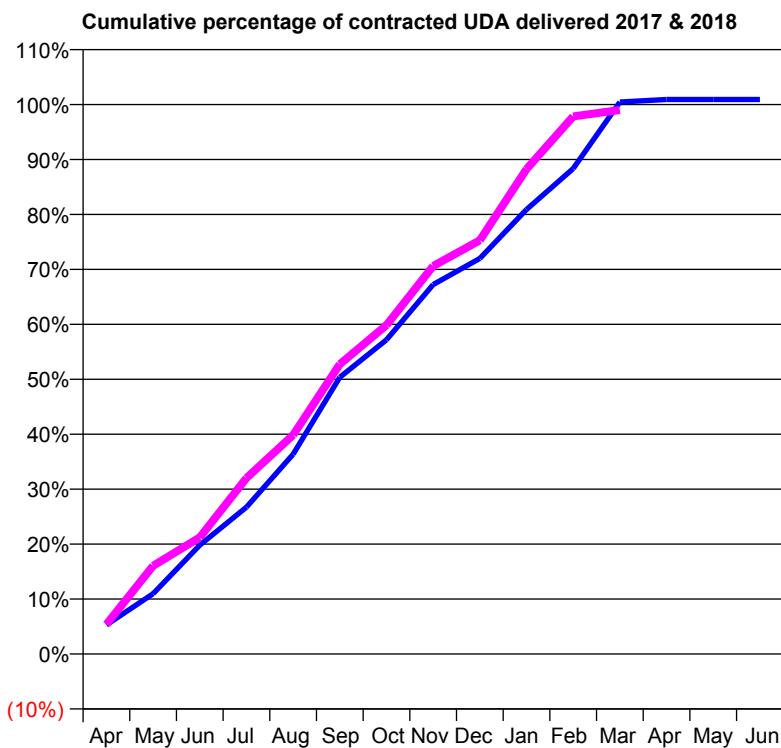
17/18 Contracted general activity (UDA)	1,325
Carry forward general activity (UDA)	-12
17/18 Contracted orthodontic activity (UOA)	0
Carry forward orthodontic activity (UOA)	0
Baseline contract value	£30,832.03

ACCESS*

Patients seen in 24 months	Total	Change since previous quarter
Quarter ending March 2017	721	
Quarter ending June 2017	743	↑
Quarter ending September 2017	755	→
Quarter ending December 2017	769	→
Quarter ending March 2018	668	↓
Variance since March 2017	(7.4%)	↓



ACTIVITY



Month	Adjusted Scheduled Activity (UDA)	
	2017	2018
April	70	71
May	146	213
June	263	281
July	354	424
August	482	528
September	667	699
October	758	793
November	891	935
December	954	998
January	1,072	1,169
February	1,171	1,296
March	1,331	1,312
April	1,337	
May	1,337	
June	1,337	

QUALITY

	Quantity	Base Number	Contract	AT	Region	England
% of FP17s for the same patient ID Re-attending within 3 months - Children	13	461	2.8%	9.7%	11.6%	11.9%
% of FP17s for the same patient ID Re-attending within 3 months - Adults	35	394	8.9%	14.2%	15.4%	16.0%
% of FP17s for the same patient ID Re-attending between 3 & 9 months - Children	112	461	24.3%	61.1%	59.4%	58.3%
% of FP17s for the same patient ID Re-attending between 3 & 9 months - Adults	114	394	28.9%	52.6%	51.3%	50.3%
% of FP17s for Band 1 Urgent Courses	74	851	8.7%	7.2%	8.0%	9.1%
% of FP17s Relating to Free Repair or Replacements	0	851	0.0%	0.8%	0.8%	0.8%
% of FP17s Relating to Continuations	6	851	0.7%	1.1%	1.0%	1.0%
% of Patients satisfied with the dentistry they have received	0	0	N/A	91.9%	91.7%	91.5%
% of Patients satisfied with the time they had to wait for an appointment	0	0	N/A	86.8%	88.3%	87.9%

* This is based on patients treated on this contract for their most recent course of treatment. Figures in italics indicate the base number of FP17s or Patient Questionnaire responses are less than 100. N/A is shown where the base number of responses is less than 10 during the period. % is calculated as Quantity/Base number*100

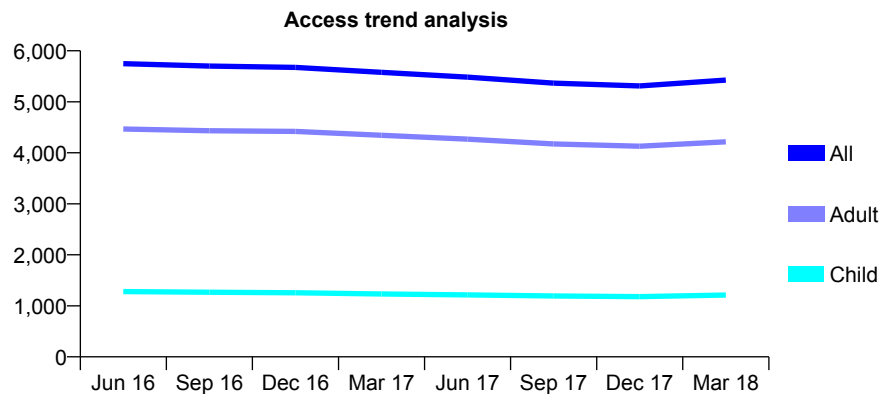
Q59 - Vital Signs At a Glance Contract Report for 220116/0001 - March 2018

Name or company name	MR GK LOO YONG KEE
Contract type name	GDS Contract
Purpose of contract	General
Contract start date	01/04/2006
Contract end date	

17/18 Contracted general activity (UDA)	16,776
Carry forward general activity (UDA)	432
17/18 Contracted orthodontic activity (UOA)	0
Carry forward orthodontic activity (UOA)	0
Baseline contract value	£463,733.02

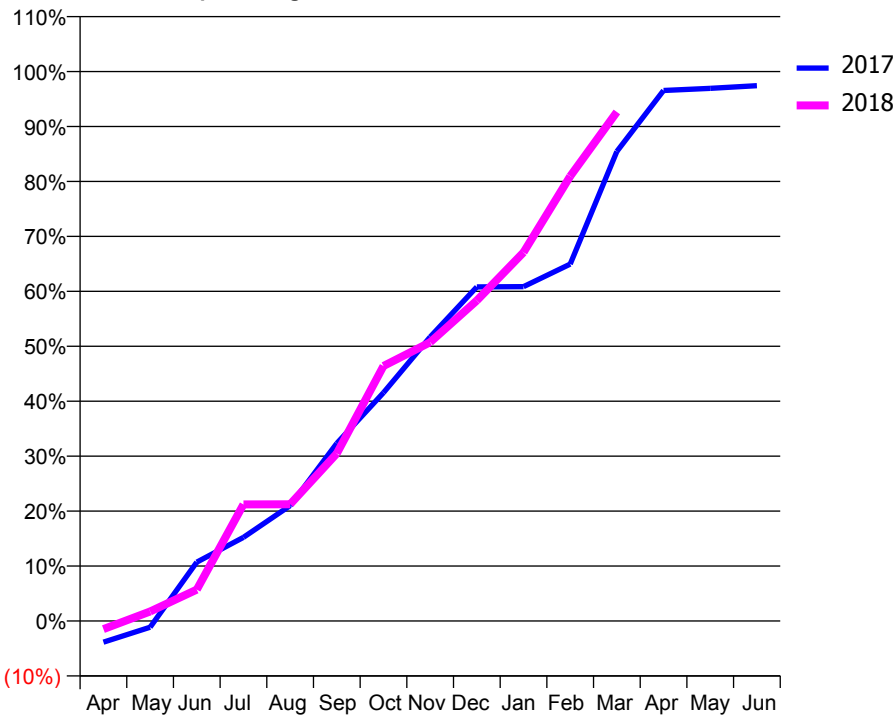
ACCESS*

Patients seen in 24 months	Total	Change since previous quarter
Quarter ending March 2017	5,578	
Quarter ending June 2017	5,483	↓
Quarter ending September 2017	5,367	↓
Quarter ending December 2017	5,310	↓
Quarter ending March 2018	5,426	↑
Variance since March 2017	(2.7%)	↓



ACTIVITY

Cumulative percentage of contracted UDA delivered 2017 & 2018



Month	Adjusted Scheduled Activity (UDA)	
	2017	2018
April	-651	-251
May	-192	290
June	1,798	957
July	2,554	3,560
August	3,522	3,563
September	5,424	5,116
October	6,972	7,787
November	8,675	8,510
December	10,201	9,787
January	10,207	11,255
February	10,895	13,580
March	14,335	15,541
April	16,196	
May	16,260	
June	16,344	

QUALITY

	Quantity	Base Number	Contract	AT	Region	England
% of FP17s for the same patient ID Re-attending within 3 months - Children	138	2,028	6.8%	9.7%	11.6%	11.9%
% of FP17s for the same patient ID Re-attending within 3 months - Adults	1,243	7,473	16.6%	14.2%	15.4%	16.0%
% of FP17s for the same patient ID Re-attending between 3 & 9 months - Children	1,357	2,028	66.9%	61.1%	59.4%	58.3%
% of FP17s for the same patient ID Re-attending between 3 & 9 months - Adults	4,864	7,473	65.1%	52.6%	51.3%	50.3%
% of FP17s for Band 1 Urgent Courses	609	8,517	7.2%	7.2%	8.0%	9.1%
% of FP17s Relating to Free Repair or Replacements	69	8,517	0.8%	0.8%	0.8%	0.8%
% of FP17s Relating to Continuations	143	8,517	1.7%	1.1%	1.0%	1.0%
% of Patients satisfied with the dentistry they have received	25	26	96.2%	91.9%	91.7%	91.5%
% of Patients satisfied with the time they had to wait for an appointment	21	26	80.8%	86.8%	88.3%	87.9%

* This is based on patients treated on this contract for their most recent course of treatment. Figures in italics indicate the base number of FP17s or Patient Questionnaire responses are less than 100. N/A is shown where the base number of responses is less than 10 during the period. % is calculated as Quantity/Base number*100

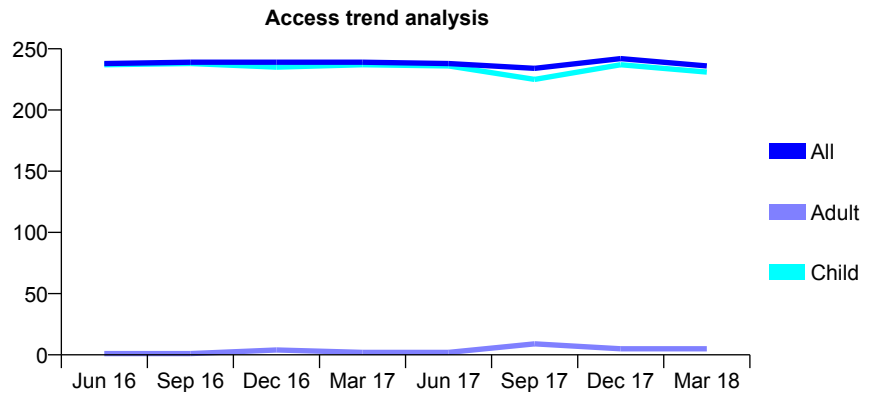
Q59 - Vital Signs At a Glance Contract Report for 220450/0001 - March 2018

Name or company name	MR JD WINSTON
Contract type name	GDS Contract
Purpose of contract	General
Contract start date	01/04/2006
Contract end date	

17/18 Contracted general activity (UDA)	508
Carry forward general activity (UDA)	0
17/18 Contracted orthodontic activity (UOA)	0
Carry forward orthodontic activity (UOA)	0
Baseline contract value	£12,316.29

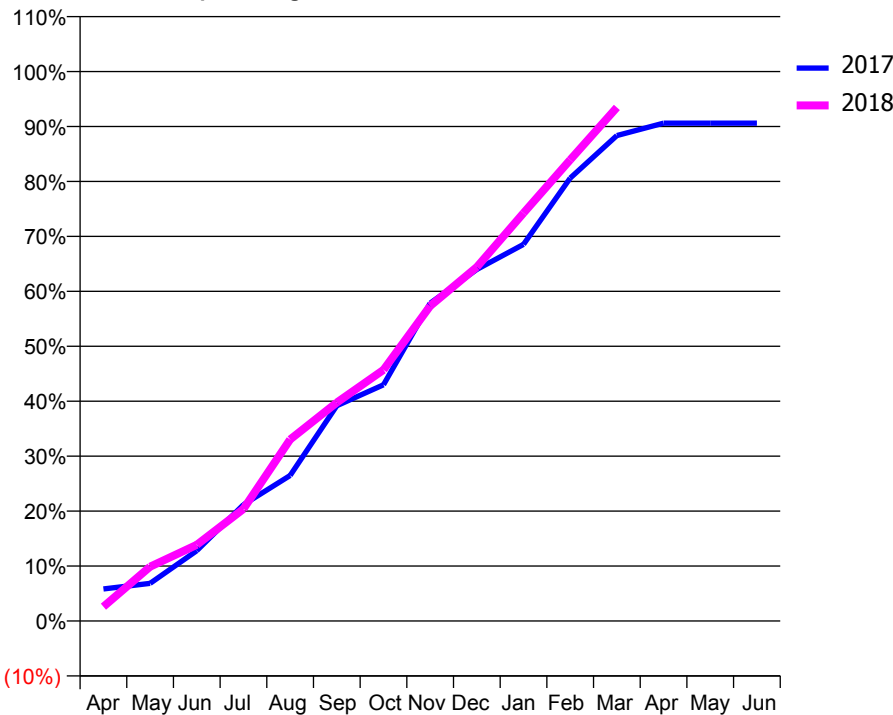
ACCESS*

Patients seen in 24 months	Total	Change since previous quarter
Quarter ending March 2017	239	
Quarter ending June 2017	238	→
Quarter ending September 2017	234	↓
Quarter ending December 2017	242	↑
Quarter ending March 2018	236	↓
Variance since March 2017	(1.3%)	↓



ACTIVITY

Cumulative percentage of contracted UDA delivered 2017 & 2018



Month	2017	2018
April	30	13
May	35	50
June	65	70
July	108	104
August	135	168
September	199	202
October	218	232
November	294	291
December	325	327
January	348	377
February	409	426
March	449	475
April	460	
May	460	
June	460	

QUALITY

	Quantity	Base Number	Contract	AT	Region	England
% of FP17s for the same patient ID Re-attending within 3 months - Children	15	377	4.0%	9.7%	11.6%	11.9%
% of FP17s for the same patient ID Re-attending within 3 months - Adults	0	0	N/A	14.2%	15.4%	16.0%
% of FP17s for the same patient ID Re-attending between 3 & 9 months - Children	288	377	76.4%	61.1%	59.4%	58.3%
% of FP17s for the same patient ID Re-attending between 3 & 9 months - Adults	0	0	N/A	52.6%	51.3%	50.3%
% of FP17s for Band 1 Urgent Courses	9	368	2.4%	7.2%	8.0%	9.1%
% of FP17s Relating to Free Repair or Replacements	0	368	0.0%	0.8%	0.8%	0.8%
% of FP17s Relating to Continuations	1	368	0.3%	1.1%	1.0%	1.0%
% of Patients satisfied with the dentistry they have received	0	0	N/A	91.9%	91.7%	91.5%
% of Patients satisfied with the time they had to wait for an appointment	0	0	N/A	86.8%	88.3%	87.9%

* This is based on patients treated on this contract for their most recent course of treatment. Figures in italics indicate the base number of FP17s or Patient Questionnaire responses are less than 100. N/A is shown where the base number of responses is less than 10 during the period. % is calculated as Quantity/Base number*100

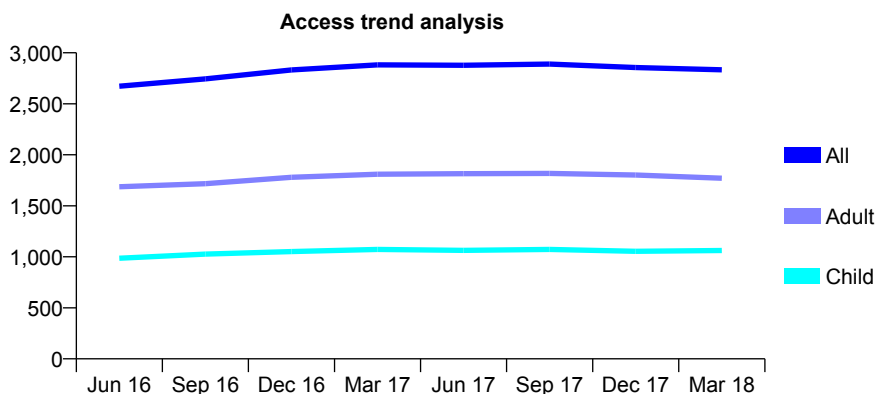
Q59 - Vital Signs At a Glance Contract Report for 229792/0001 - March 2018

Name or company name	MR JJ CLIFFE
Contract type name	GDS Contract
Purpose of contract	General and Orthodontic
Contract start date	01/04/2006
Contract end date	

17/18 Contracted general activity (UDA)	8,300
Carry forward general activity (UDA)	0
17/18 Contracted orthodontic activity (UOA)	308
Carry forward orthodontic activity (UOA)	0
Baseline contract value	£205,681.71

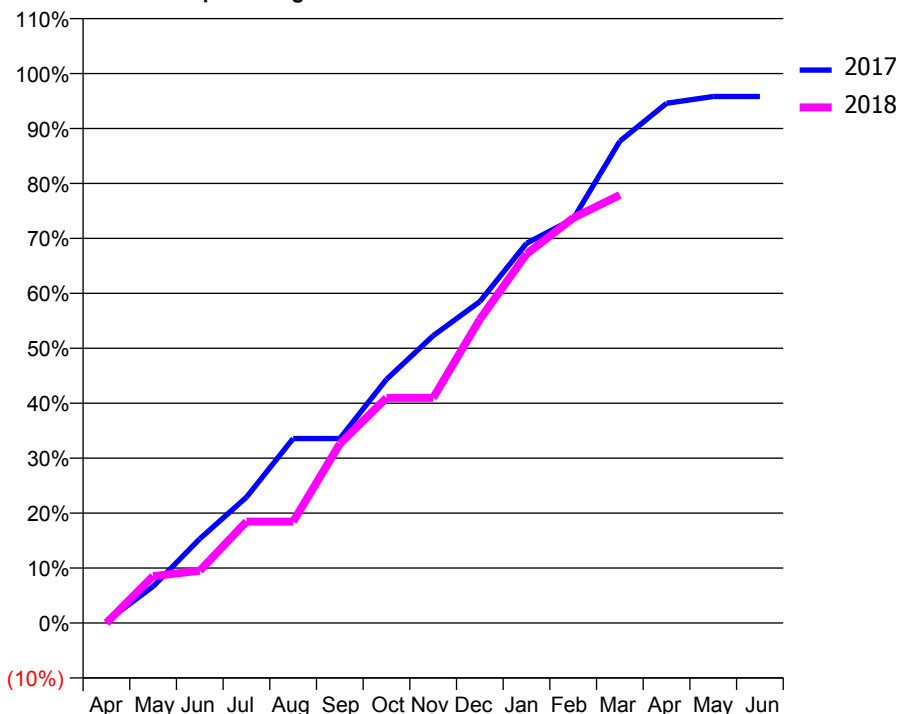
ACCESS*

Patients seen in 24 months	Total	Change since previous quarter
Quarter ending March 2017	2,882	
Quarter ending June 2017	2,878	→
Quarter ending September 2017	2,889	→
Quarter ending December 2017	2,856	↓
Quarter ending March 2018	2,833	→
Variance since March 2017	(1.7%)	↓



ACTIVITY

Cumulative percentage of contracted UDA delivered 2017 & 2018



Month	Adjusted Scheduled Activity (UDA)	
	2017	2018
April	27	0
May	553	707
June	1,272	791
July	1,901	1,531
August	2,787	1,531
September	2,787	2,707
October	3,681	3,402
November	4,340	3,402
December	4,854	4,587
January	5,735	5,575
February	6,103	6,117
March	7,277	6,464
April	7,851	
May	7,952	
June	7,952	

QUALITY

	Quantity	Base Number	Contract	AT	Region	England
% of FP17s for the same patient ID Re-attending within 3 months - Children	123	1,675	7.3%	9.7%	11.6%	11.9%
% of FP17s for the same patient ID Re-attending within 3 months - Adults	224	2,418	9.3%	14.2%	15.4%	16.0%
% of FP17s for the same patient ID Re-attending between 3 & 9 months - Children	1,104	1,675	65.9%	61.1%	59.4%	58.3%
% of FP17s for the same patient ID Re-attending between 3 & 9 months - Adults	1,598	2,418	66.1%	52.6%	51.3%	50.3%
% of FP17s for Band 1 Urgent Courses	212	3,736	5.7%	7.2%	8.0%	9.1%
% of FP17s Relating to Free Repair or Replacements	7	3,736	0.2%	0.8%	0.8%	0.8%
% of FP17s Relating to Continuations	22	3,736	0.6%	1.1%	1.0%	1.0%
% of Patients satisfied with the dentistry they have received	4	4	N/A	91.9%	91.7%	91.5%
% of Patients satisfied with the time they had to wait for an appointment	4	4	N/A	86.8%	88.3%	87.9%

* This is based on patients treated on this contract for their most recent course of treatment. Figures in italics indicate the base number of FP17s or Patient Questionnaire responses are less than 100. N/A is shown where the base number of responses is less than 10 during the period. % is calculated as Quantity/Base number*100

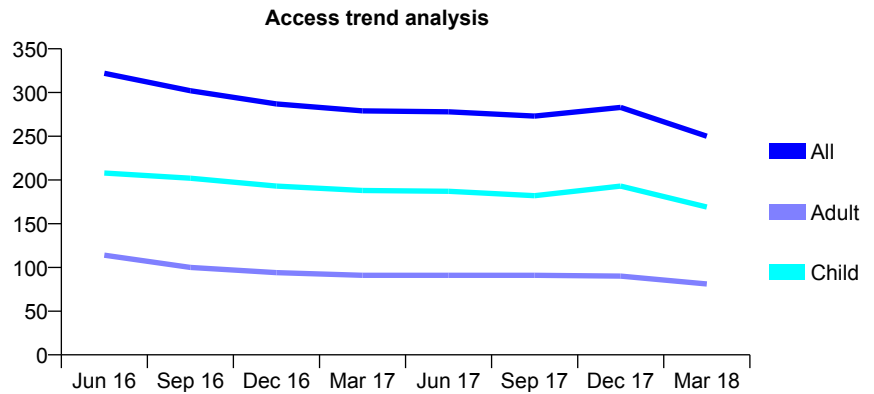
Q59 - Vital Signs At a Glance Contract Report for 232858/0001 - March 2018

Name or company name	Miss S Rennie
Contract type name	GDS Contract
Purpose of contract	General
Contract start date	01/04/2006
Contract end date	

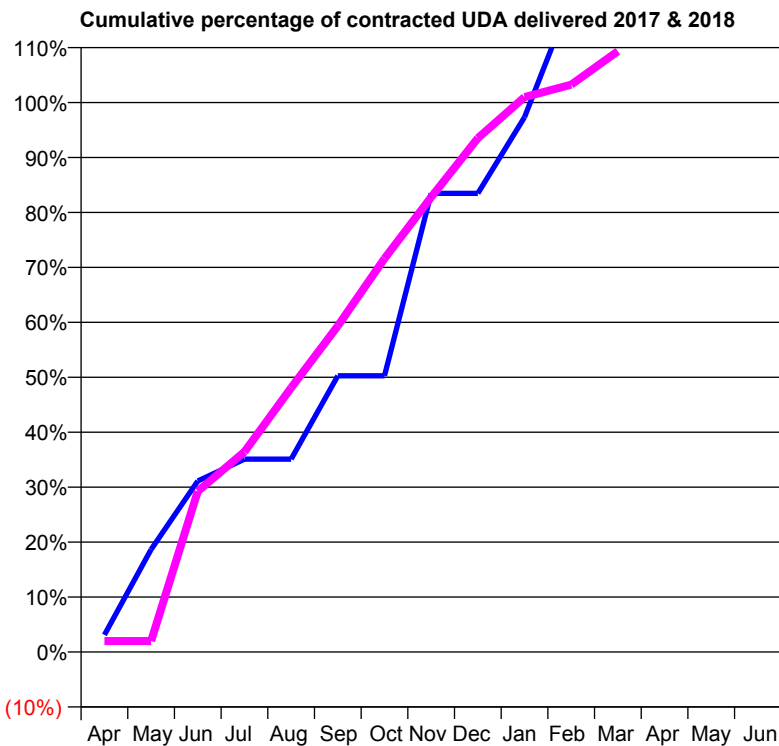
17/18 Contracted general activity (UDA)	450
Carry forward general activity (UDA)	-9
17/18 Contracted orthodontic activity (UOA)	0
Carry forward orthodontic activity (UOA)	0
Baseline contract value	£10,413.13

ACCESS*

Patients seen in 24 months	Total	Change since previous quarter
Quarter ending March 2017	279	
Quarter ending June 2017	278	→
Quarter ending September 2017	273	↓
Quarter ending December 2017	283	↑
Quarter ending March 2018	250	↓
Variance since March 2017	(10.4%)	↓



ACTIVITY



Month	Adjusted Scheduled Activity (UDA)	
	2017	2018
April	14	9
May	84	9
June	140	132
July	158	164
August	158	216
September	226	267
October	226	322
November	376	372
December	376	421
January	438	454
February	535	465
March	535	492
April	535	
May	535	
June	536	

QUALITY

	Quantity	Base Number	Contract	AT	Region	England
% of FP17s for the same patient ID Re-attending within 3 months - Children	7	235	3.0%	9.7%	11.6%	11.9%
% of FP17s for the same patient ID Re-attending within 3 months - Adults	6	63	9.5%	14.2%	15.4%	16.0%
% of FP17s for the same patient ID Re-attending between 3 & 9 months - Children	112	235	47.7%	61.1%	59.4%	58.3%
% of FP17s for the same patient ID Re-attending between 3 & 9 months - Adults	27	63	42.9%	52.6%	51.3%	50.3%
% of FP17s for Band 1 Urgent Courses	20	297	6.7%	7.2%	8.0%	9.1%
% of FP17s Relating to Free Repair or Replacements	0	297	0.0%	0.8%	0.8%	0.8%
% of FP17s Relating to Continuations	0	297	0.0%	1.1%	1.0%	1.0%
% of Patients satisfied with the dentistry they have received	1	1	N/A	91.9%	91.7%	91.5%
% of Patients satisfied with the time they had to wait for an appointment	1	1	N/A	86.8%	88.3%	87.9%

* This is based on patients treated on this contract for their most recent course of treatment. Figures in italics indicate the base number of FP17s or Patient Questionnaire responses are less than 100. N/A is shown where the base number of responses is less than 10 during the period. % is calculated as Quantity/Base number*100

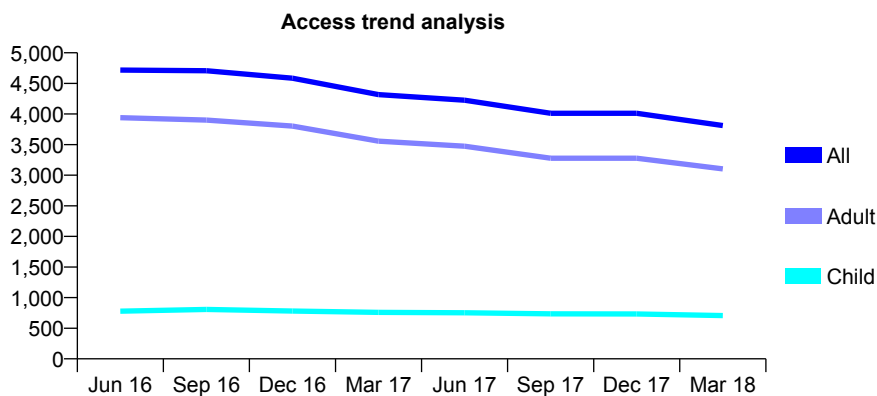
Q59 - Vital Signs At a Glance Contract Report for 237833/0004 - March 2018

Name or company name	MR MP GOKANI
Contract type name	GDS Contract
Purpose of contract	General
Contract start date	01/04/2009
Contract end date	

17/18 Contracted general activity (UDA)	7,479
Carry forward general activity (UDA)	402
17/18 Contracted orthodontic activity (UOA)	0
Carry forward orthodontic activity (UOA)	0
Baseline contract value	£210,556.29

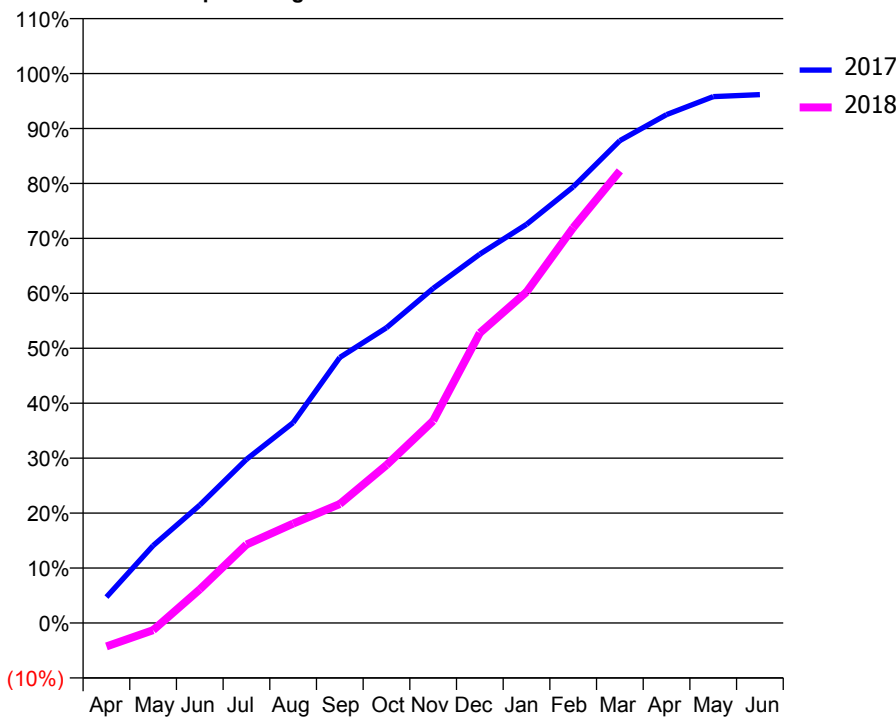
ACCESS*

Patients seen in 24 months	Total	Change since previous quarter
Quarter ending March 2017	4,317	
Quarter ending June 2017	4,226	↓
Quarter ending September 2017	4,013	↓
Quarter ending December 2017	4,011	→
Quarter ending March 2018	3,812	↓
Variance since March 2017	(11.7%)	↓



ACTIVITY

Cumulative percentage of contracted UDA delivered 2017 & 2018



Month	Adjusted Scheduled Activity (UDA)	
	2017	2018
April	494	-320
May	1,476	-99
June	2,249	459
July	3,122	1,067
August	3,820	1,353
September	5,064	1,620
October	5,631	2,149
November	6,381	2,753
December	7,035	3,948
January	7,603	4,506
February	8,317	5,381
March	9,198	6,154
April	9,695	
May	10,039	
June	10,077	

QUALITY

	Quantity	Base Number	Contract	AT	Region	England
% of FP17s for the same patient ID Re-attending within 3 months - Children	55	777	7.1%	9.7%	11.6%	11.9%
% of FP17s for the same patient ID Re-attending within 3 months - Adults	428	3,114	13.7%	14.2%	15.4%	16.0%
% of FP17s for the same patient ID Re-attending between 3 & 9 months - Children	280	777	36.0%	61.1%	59.4%	58.3%
% of FP17s for the same patient ID Re-attending between 3 & 9 months - Adults	919	3,114	29.5%	52.6%	51.3%	50.3%
% of FP17s for Band 1 Urgent Courses	484	3,465	14.0%	7.2%	8.0%	9.1%
% of FP17s Relating to Free Repair or Replacements	38	3,465	1.1%	0.8%	0.8%	0.8%
% of FP17s Relating to Continuations	21	3,465	0.6%	1.1%	1.0%	1.0%
% of Patients satisfied with the dentistry they have received	9	9	N/A	91.9%	91.7%	91.5%
% of Patients satisfied with the time they had to wait for an appointment	7	9	N/A	86.8%	88.3%	87.9%

* This is based on patients treated on this contract for their most recent course of treatment. Figures in italics indicate the base number of FP17s or Patient Questionnaire responses are less than 100. N/A is shown where the base number of responses is less than 10 during the period. % is calculated as Quantity/Base number*100

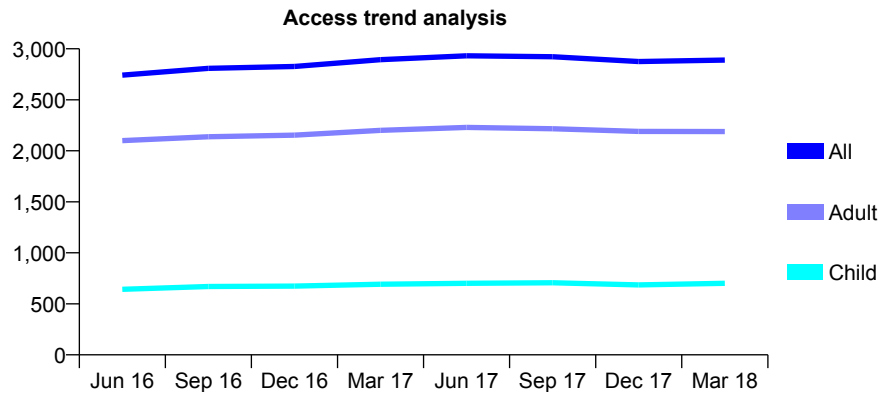
Q59 - Vital Signs At a Glance Contract Report for 244171/0005 - March 2018

Name or company name	MRS GK PALAHEY
Contract type name	GDS Contract
Purpose of contract	General
Contract start date	01/05/2014
Contract end date	

17/18 Contracted general activity (UDA)	6,887
Carry forward general activity (UDA)	-22
17/18 Contracted orthodontic activity (UOA)	0
Carry forward orthodontic activity (UOA)	0
Baseline contract value	£158,416.76

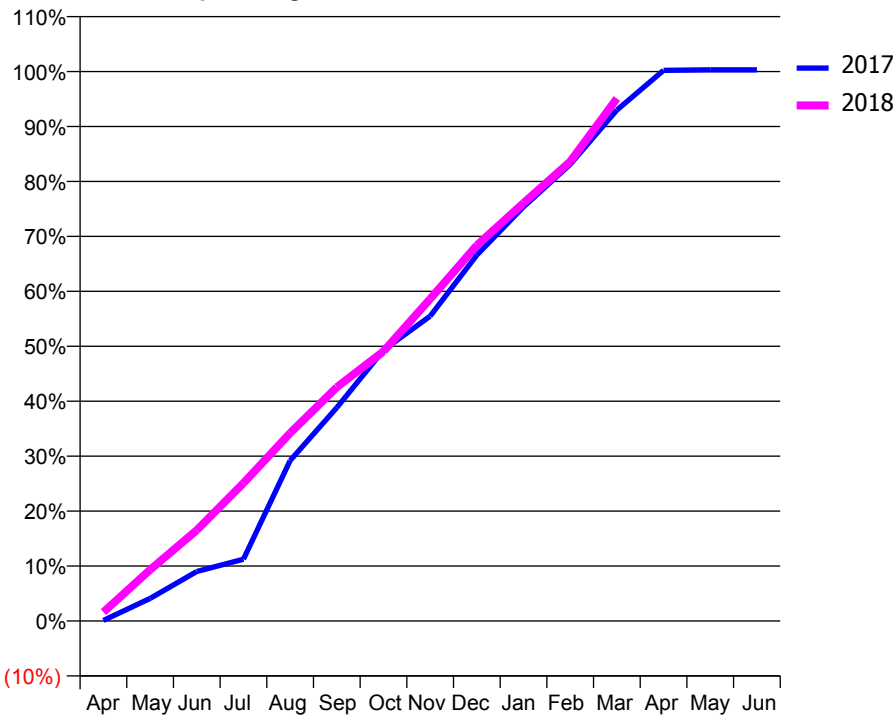
ACCESS*

Patients seen in 24 months	Total	Change since previous quarter
Quarter ending March 2017	2,893	
Quarter ending June 2017	2,931	→
Quarter ending September 2017	2,922	→
Quarter ending December 2017	2,875	↓
Quarter ending March 2018	2,890	→
Variance since March 2017	(0.1%)	→



ACTIVITY

Cumulative percentage of contracted UDA delivered 2017 & 2018



Month	Adjusted Scheduled Activity (UDA)	
	2017	2018
April	8	112
May	295	643
June	648	1,138
July	808	1,729
August	2,099	2,356
September	2,792	2,930
October	3,542	3,380
November	3,988	4,037
December	4,786	4,709
January	5,417	5,239
February	5,973	5,759
March	6,683	6,548
April	7,202	
May	7,209	
June	7,209	

QUALITY

	Quantity	Base Number	Contract	AT	Region	England
% of FP17s for the same patient ID Re-attending within 3 months - Children	46	1,058	4.3%	9.7%	11.6%	11.9%
% of FP17s for the same patient ID Re-attending within 3 months - Adults	301	3,134	9.6%	14.2%	15.4%	16.0%
% of FP17s for the same patient ID Re-attending between 3 & 9 months - Children	712	1,058	67.3%	61.1%	59.4%	58.3%
% of FP17s for the same patient ID Re-attending between 3 & 9 months - Adults	2,052	3,134	65.5%	52.6%	51.3%	50.3%
% of FP17s for Band 1 Urgent Courses	197	3,934	5.0%	7.2%	8.0%	9.1%
% of FP17s Relating to Free Repair or Replacements	16	3,934	0.4%	0.8%	0.8%	0.8%
% of FP17s Relating to Continuations	5	3,934	0.1%	1.1%	1.0%	1.0%
% of Patients satisfied with the dentistry they have received	13	13	100.0%	91.9%	91.7%	91.5%
% of Patients satisfied with the time they had to wait for an appointment	13	13	100.0%	86.8%	88.3%	87.9%

* This is based on patients treated on this contract for their most recent course of treatment. Figures in italics indicate the base number of FP17s or Patient Questionnaire responses are less than 100. N/A is shown where the base number of responses is less than 10 during the period. % is calculated as Quantity/Base number*100

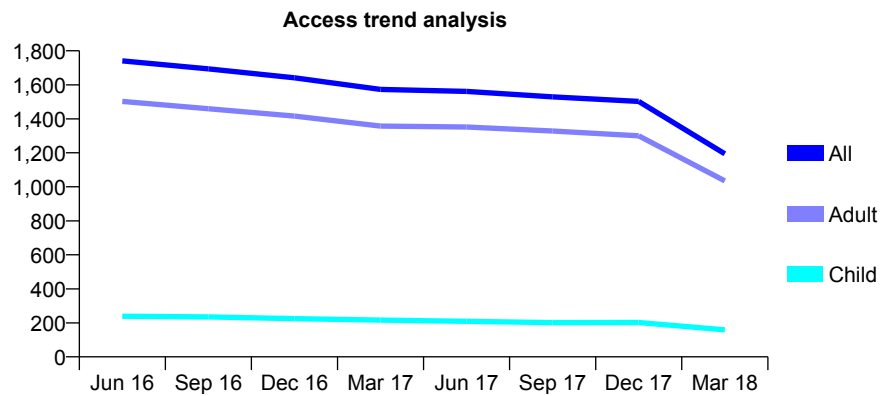
Q59 - Vital Signs At a Glance Contract Report for 245763/0001 - March 2018

Name or company name	MR JR HILL
Contract type name	GDS Contract
Purpose of contract	General
Contract start date	01/04/2006
Contract end date	06/12/2017

17/18 Contracted general activity (UDA)	3,016
Carry forward general activity (UDA)	0
17/18 Contracted orthodontic activity (UOA)	0
Carry forward orthodontic activity (UOA)	0
Baseline contract value	£67,237.06

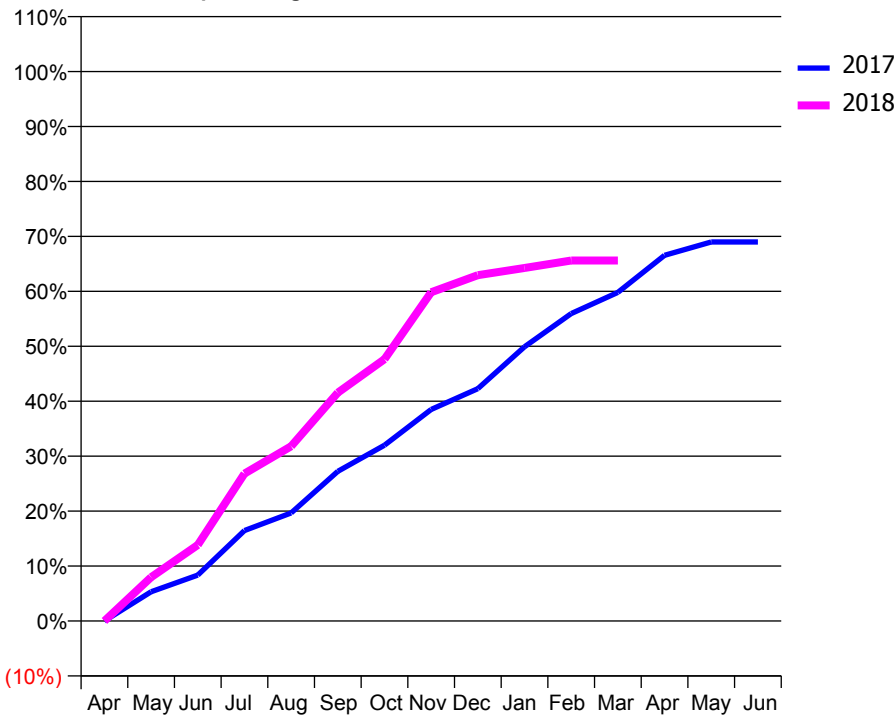
ACCESS*

Patients seen in 24 months	Total	Change since previous quarter
Quarter ending March 2017	1,573	
Quarter ending June 2017	1,561	→
Quarter ending September 2017	1,529	↓
Quarter ending December 2017	1,502	↓
Quarter ending March 2018	1,194	↓
Variance since March 2017	(24.1%)	↓



ACTIVITY

Cumulative percentage of contracted UDA delivered 2017 & 2018



Month	Adjusted Scheduled Activity (UDA)	
	2017	2018
April	0	0
May	235	240
June	369	418
July	727	809
August	868	959
September	1,203	1,253
October	1,414	1,437
November	1,701	1,805
December	1,868	1,898
January	2,204	1,938
February	2,472	1,978
March	2,642	1,978
April	2,939	
May	3,047	
June	3,047	

QUALITY

	Quantity	Base Number	Contract	AT	Region	England
% of FP17s for the same patient ID Re-attending within 3 months - Children	5	167	3.0%	9.7%	11.6%	11.9%
% of FP17s for the same patient ID Re-attending within 3 months - Adults	188	1,132	16.6%	14.2%	15.4%	16.0%
% of FP17s for the same patient ID Re-attending between 3 & 9 months - Children	24	167	14.4%	61.1%	59.4%	58.3%
% of FP17s for the same patient ID Re-attending between 3 & 9 months - Adults	235	1,132	20.8%	52.6%	51.3%	50.3%
% of FP17s for Band 1 Urgent Courses	87	1,057	8.2%	7.2%	8.0%	9.1%
% of FP17s Relating to Free Repair or Replacements	61	1,057	5.8%	0.8%	0.8%	0.8%
% of FP17s Relating to Continuations	22	1,057	2.1%	1.1%	1.0%	1.0%
% of Patients satisfied with the dentistry they have received	1	1	N/A	91.9%	91.7%	91.5%
% of Patients satisfied with the time they had to wait for an appointment	1	1	N/A	86.8%	88.3%	87.9%

* This is based on patients treated on this contract for their most recent course of treatment. Figures in italics indicate the base number of FP17s or Patient Questionnaire responses are less than 100. N/A is shown where the base number of responses is less than 10 during the period. % is calculated as Quantity/Base number*100

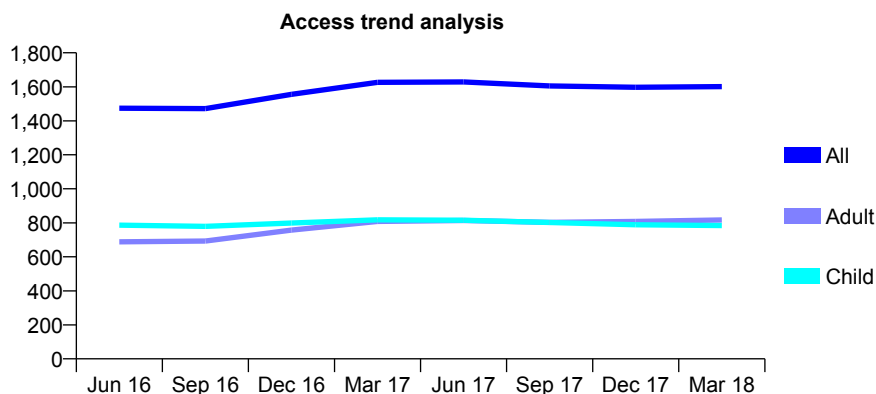
Q59 - Vital Signs At a Glance Contract Report for 257117/0001 - March 2018

Name or company name	MR NG PATEL
Contract type name	GDS Contract
Purpose of contract	General
Contract start date	01/12/2012
Contract end date	

17/18 Contracted general activity (UDA)	5,256
Carry forward general activity (UDA)	0
17/18 Contracted orthodontic activity (UOA)	0
Carry forward orthodontic activity (UOA)	0
Baseline contract value	£136,167.44

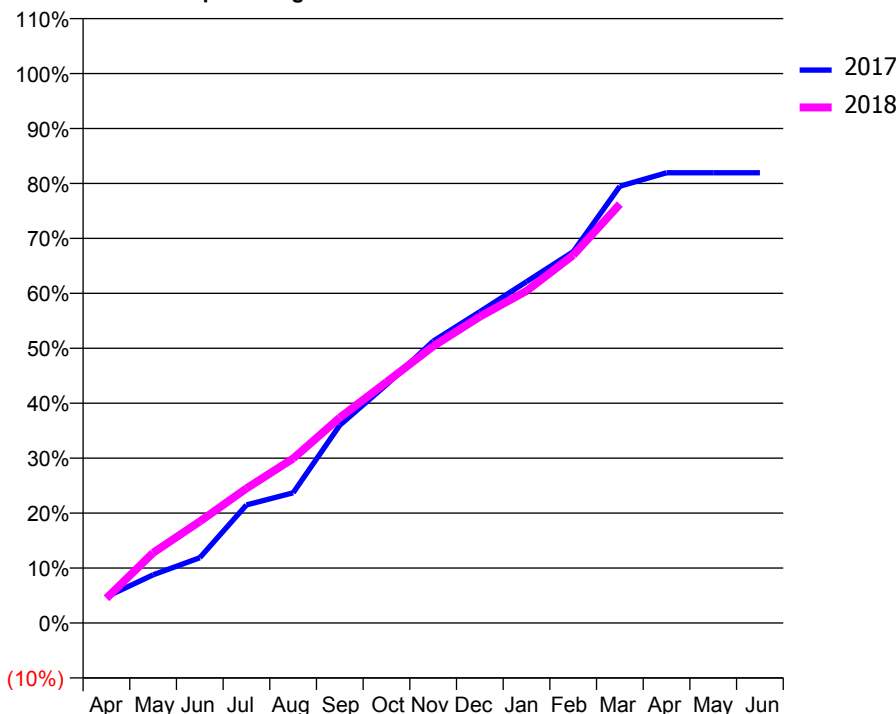
ACCESS*

Patients seen in 24 months	Total	Change since previous quarter
Quarter ending March 2017	1,626	
Quarter ending June 2017	1,629	→
Quarter ending September 2017	1,605	↓
Quarter ending December 2017	1,597	→
Quarter ending March 2018	1,601	→
Variance since March 2017	(1.5%)	↓



ACTIVITY

Cumulative percentage of contracted UDA delivered 2017 & 2018



Adjusted Scheduled Activity (UDA)

Month	2017	2018
April	299	236
May	549	672
June	743	971
July	1,344	1,288
August	1,483	1,573
September	2,252	1,965
October	2,713	2,304
November	3,209	2,648
December	3,544	2,930
January	3,886	3,177
February	4,227	3,518
March	4,973	4,006
April	5,127	
May	5,127	
June	5,127	

QUALITY

	Quantity	Base Number	Contract	AT	Region	England
% of FP17s for the same patient ID Re-attending within 3 months - Children	84	1,349	6.2%	9.7%	11.6%	11.9%
% of FP17s for the same patient ID Re-attending within 3 months - Adults	205	1,161	17.7%	14.2%	15.4%	16.0%
% of FP17s for the same patient ID Re-attending between 3 & 9 months - Children	998	1,349	74.0%	61.1%	59.4%	58.3%
% of FP17s for the same patient ID Re-attending between 3 & 9 months - Adults	715	1,161	61.6%	52.6%	51.3%	50.3%
% of FP17s for Band 1 Urgent Courses	122	2,421	5.0%	7.2%	8.0%	9.1%
% of FP17s Relating to Free Repair or Replacements	11	2,421	0.5%	0.8%	0.8%	0.8%
% of FP17s Relating to Continuations	6	2,421	0.2%	1.1%	1.0%	1.0%
% of Patients satisfied with the dentistry they have received	1	1	N/A	91.9%	91.7%	91.5%
% of Patients satisfied with the time they had to wait for an appointment	1	1	N/A	86.8%	88.3%	87.9%

* This is based on patients treated on this contract for their most recent course of treatment. Figures in italics indicate the base number of FP17s or Patient Questionnaire responses are less than 100. N/A is shown where the base number of responses is less than 10 during the period. % is calculated as Quantity/Base number*100

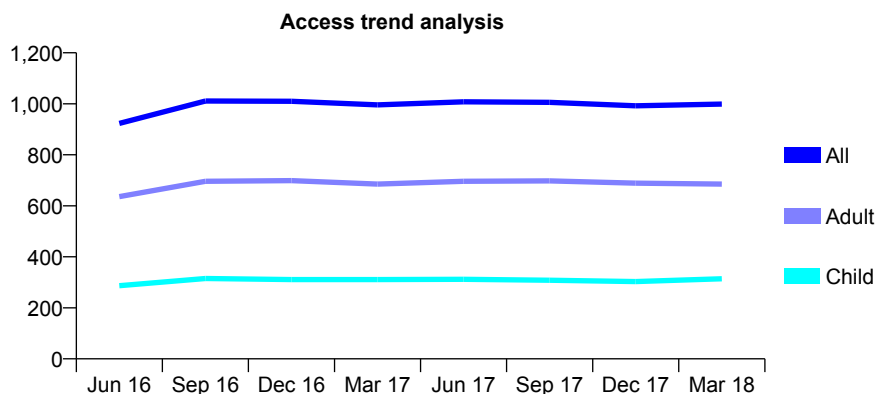
Q59 - Vital Signs At a Glance Contract Report for 264245/0003 - March 2018

Name or company name	MR P PATEL
Contract type name	GDS Contract
Purpose of contract	General
Contract start date	27/08/2014
Contract end date	

17/18 Contracted general activity (UDA)	2,480
Carry forward general activity (UDA)	-45
17/18 Contracted orthodontic activity (UOA)	0
Carry forward orthodontic activity (UOA)	0
Baseline contract value	£52,825.23

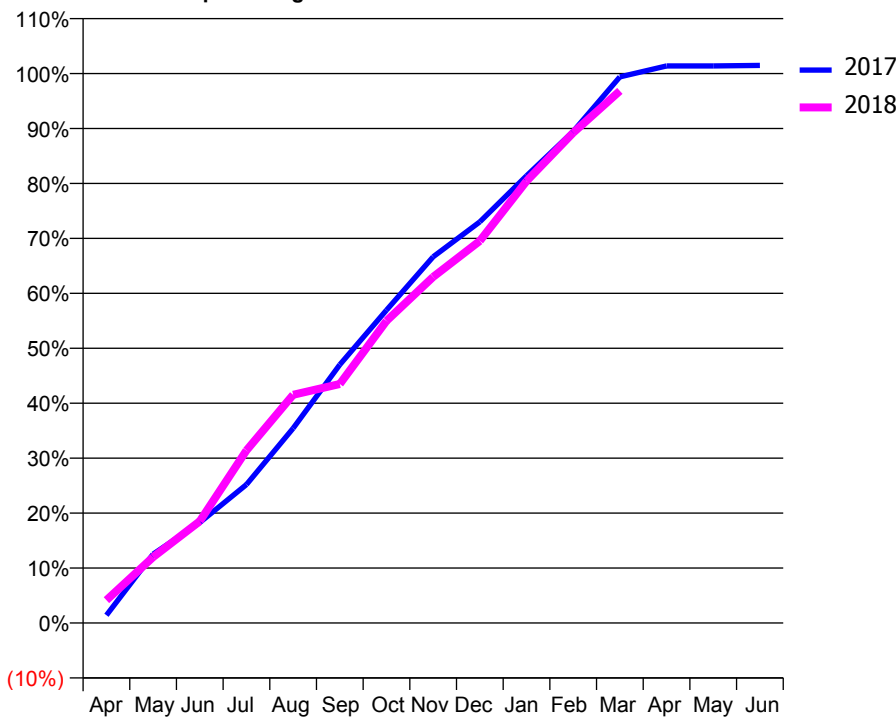
ACCESS*

Patients seen in 24 months	Total	Change since previous quarter
Quarter ending March 2017	996	
Quarter ending June 2017	1,008	→
Quarter ending September 2017	1,006	→
Quarter ending December 2017	992	↓
Quarter ending March 2018	999	→
Variance since March 2017	0.3%	→



ACTIVITY

Cumulative percentage of contracted UDA delivered 2017 & 2018



Month	Adjusted Scheduled Activity (UDA)	
	2017	2018
April	43	103
May	380	297
June	554	459
July	764	779
August	1,074	1,030
September	1,425	1,079
October	1,725	1,364
November	2,020	1,562
December	2,212	1,725
January	2,466	1,994
February	2,710	2,213
March	3,011	2,401
April	3,072	
May	3,072	
June	3,075	

QUALITY

	Quantity	Base Number	Contract	AT	Region	England
% of FP17s for the same patient ID Re-attending within 3 months - Children	25	383	6.5%	9.7%	11.6%	11.9%
% of FP17s for the same patient ID Re-attending within 3 months - Adults	161	906	17.8%	14.2%	15.4%	16.0%
% of FP17s for the same patient ID Re-attending between 3 & 9 months - Children	228	383	59.5%	61.1%	59.4%	58.3%
% of FP17s for the same patient ID Re-attending between 3 & 9 months - Adults	472	906	52.1%	52.6%	51.3%	50.3%
% of FP17s for Band 1 Urgent Courses	72	1,257	5.7%	7.2%	8.0%	9.1%
% of FP17s Relating to Free Repair or Replacements	30	1,257	2.4%	0.8%	0.8%	0.8%
% of FP17s Relating to Continuations	28	1,257	2.2%	1.1%	1.0%	1.0%
% of Patients satisfied with the dentistry they have received	1	1	N/A	91.9%	91.7%	91.5%
% of Patients satisfied with the time they had to wait for an appointment	0	1	N/A	86.8%	88.3%	87.9%

* This is based on patients treated on this contract for their most recent course of treatment. Figures in italics indicate the base number of FP17s or Patient Questionnaire responses are less than 100. N/A is shown where the base number of responses is less than 10 during the period. % is calculated as Quantity/Base number*100

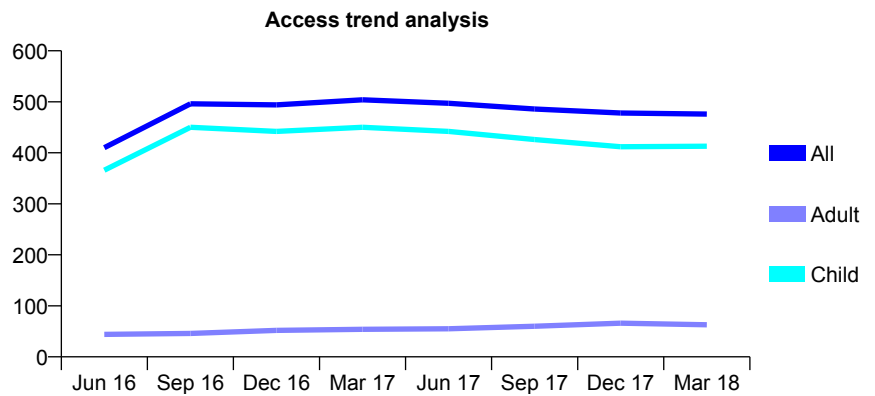
Q59 - Vital Signs At a Glance Contract Report for 299154/0001 - March 2018

Name or company name	MR C KHELA
Contract type name	GDS Contract
Purpose of contract	General
Contract start date	01/05/2011
Contract end date	

17/18 Contracted general activity (UDA)	1,430
Carry forward general activity (UDA)	0
17/18 Contracted orthodontic activity (UOA)	0
Carry forward orthodontic activity (UOA)	0
Baseline contract value	£33,803.64

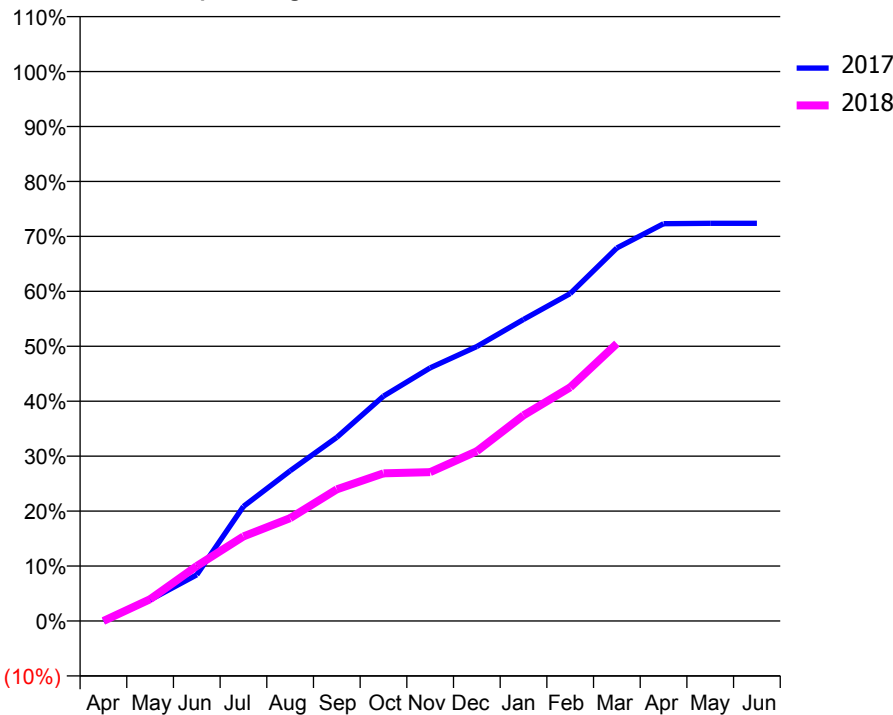
ACCESS*

Patients seen in 24 months	Total	Change since previous quarter
Quarter ending March 2017	504	
Quarter ending June 2017	497	↓
Quarter ending September 2017	486	↓
Quarter ending December 2017	478	↓
Quarter ending March 2018	476	→
Variance since March 2017	(5.6%)	↓



ACTIVITY

Cumulative percentage of contracted UDA delivered 2017 & 2018



Month	Adjusted Scheduled Activity (UDA)	
	2017	2018
April	0	0
May	55	57
June	120	143
July	298	220
August	391	268
September	478	343
October	585	384
November	659	387
December	714	442
January	785	535
February	852	608
March	971	722
April	1,034	
May	1,035	
June	1,035	

QUALITY

	Quantity	Base Number	Contract	AT	Region	England
% of FP17s for the same patient ID Re-attending within 3 months - Children	35	581	6.0%	9.7%	11.6%	11.9%
% of FP17s for the same patient ID Re-attending within 3 months - Adults	0	0	N/A	14.2%	15.4%	16.0%
% of FP17s for the same patient ID Re-attending between 3 & 9 months - Children	322	581	55.4%	61.1%	59.4%	58.3%
% of FP17s for the same patient ID Re-attending between 3 & 9 months - Adults	0	0	N/A	52.6%	51.3%	50.3%
% of FP17s for Band 1 Urgent Courses	29	539	5.4%	7.2%	8.0%	9.1%
% of FP17s Relating to Free Repair or Replacements	0	539	0.0%	0.8%	0.8%	0.8%
% of FP17s Relating to Continuations	1	539	0.2%	1.1%	1.0%	1.0%
% of Patients satisfied with the dentistry they have received	0	0	N/A	91.9%	91.7%	91.5%
% of Patients satisfied with the time they had to wait for an appointment	0	0	N/A	86.8%	88.3%	87.9%

* This is based on patients treated on this contract for their most recent course of treatment. Figures in italics indicate the base number of FP17s or Patient Questionnaire responses are less than 100. N/A is shown where the base number of responses is less than 10 during the period. % is calculated as Quantity/Base number*100

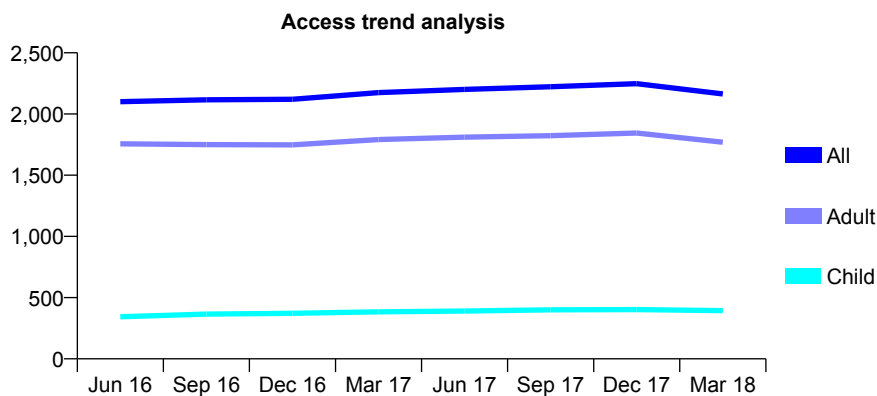
Q59 - Vital Signs At a Glance Contract Report for 306975/0001 - March 2018

Name or company name	MR NA TAYLOR
Contract type name	GDS Contract
Purpose of contract	General
Contract start date	01/04/2006
Contract end date	

17/18 Contracted general activity (UDA)	6,493
Carry forward general activity (UDA)	-92
17/18 Contracted orthodontic activity (UOA)	0
Carry forward orthodontic activity (UOA)	0
Baseline contract value	£177,304.93

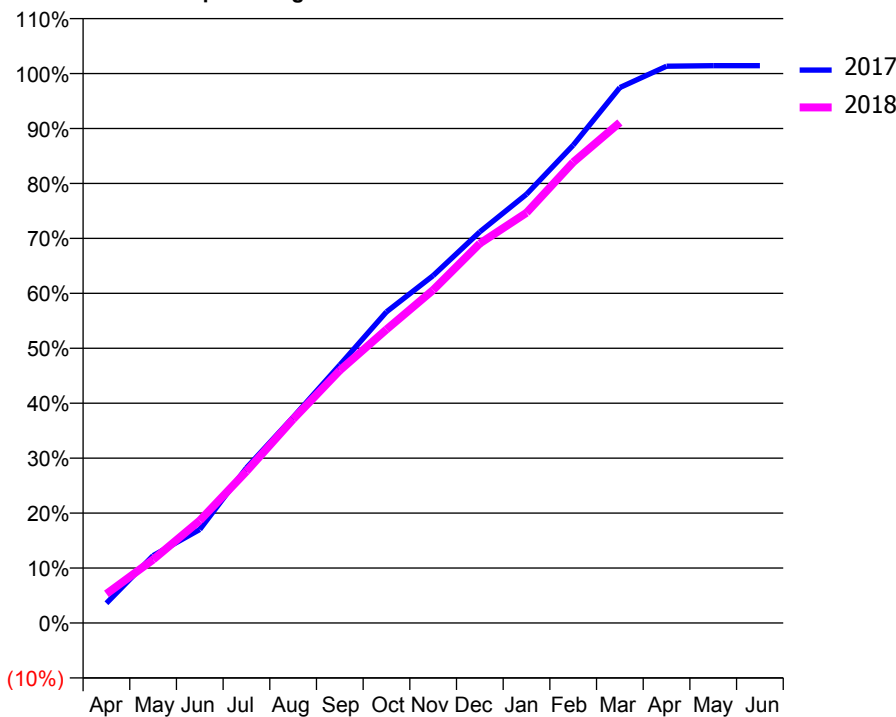
ACCESS*

Patients seen in 24 months	Total	Change since previous quarter
Quarter ending March 2017	2,175	
Quarter ending June 2017	2,201	→
Quarter ending September 2017	2,223	→
Quarter ending December 2017	2,248	→
Quarter ending March 2018	2,164	↓
Variance since March 2017	(0.5%)	→



ACTIVITY

Cumulative percentage of contracted UDA delivered 2017 & 2018



Month	Adjusted Scheduled Activity (UDA)	
	2017	2018
April	233	344
May	797	750
June	1,105	1,210
July	1,833	1,792
August	2,431	2,408
September	3,049	2,985
October	3,676	3,468
November	4,106	3,935
December	4,622	4,486
January	5,066	4,848
February	5,646	5,445
March	6,327	5,914
April	6,580	
May	6,585	
June	6,585	

QUALITY

	Quantity	Base Number	Contract	AT	Region	England
% of FP17s for the same patient ID Re-attending within 3 months - Children	45	539	8.3%	9.7%	11.6%	11.9%
% of FP17s for the same patient ID Re-attending within 3 months - Adults	430	2,562	16.8%	14.2%	15.4%	16.0%
% of FP17s for the same patient ID Re-attending between 3 & 9 months - Children	345	539	64.0%	61.1%	59.4%	58.3%
% of FP17s for the same patient ID Re-attending between 3 & 9 months - Adults	1,457	2,562	56.9%	52.6%	51.3%	50.3%
% of FP17s for Band 1 Urgent Courses	320	2,974	10.8%	7.2%	8.0%	9.1%
% of FP17s Relating to Free Repair or Replacements	30	2,974	1.0%	0.8%	0.8%	0.8%
% of FP17s Relating to Continuations	109	2,974	3.7%	1.1%	1.0%	1.0%
% of Patients satisfied with the dentistry they have received	1	1	N/A	91.9%	91.7%	91.5%
% of Patients satisfied with the time they had to wait for an appointment	1	1	N/A	86.8%	88.3%	87.9%

* This is based on patients treated on this contract for their most recent course of treatment. Figures in italics indicate the base number of FP17s or Patient Questionnaire responses are less than 100. N/A is shown where the base number of responses is less than 10 during the period. % is calculated as Quantity/Base number*100

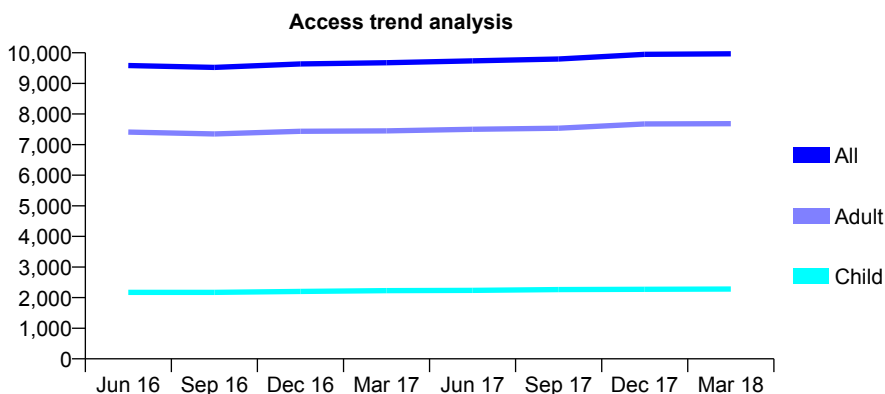
Q59 - Vital Signs At a Glance Contract Report for 320102/0001 - March 2018

Name or company name	MR MK SHAH
Contract type name	GDS Contract
Purpose of contract	General
Contract start date	01/04/2006
Contract end date	

17/18 Contracted general activity (UDA)	22,132
Carry forward general activity (UDA)	-316
17/18 Contracted orthodontic activity (UOA)	0
Carry forward orthodontic activity (UOA)	0
Baseline contract value	£527,614.59

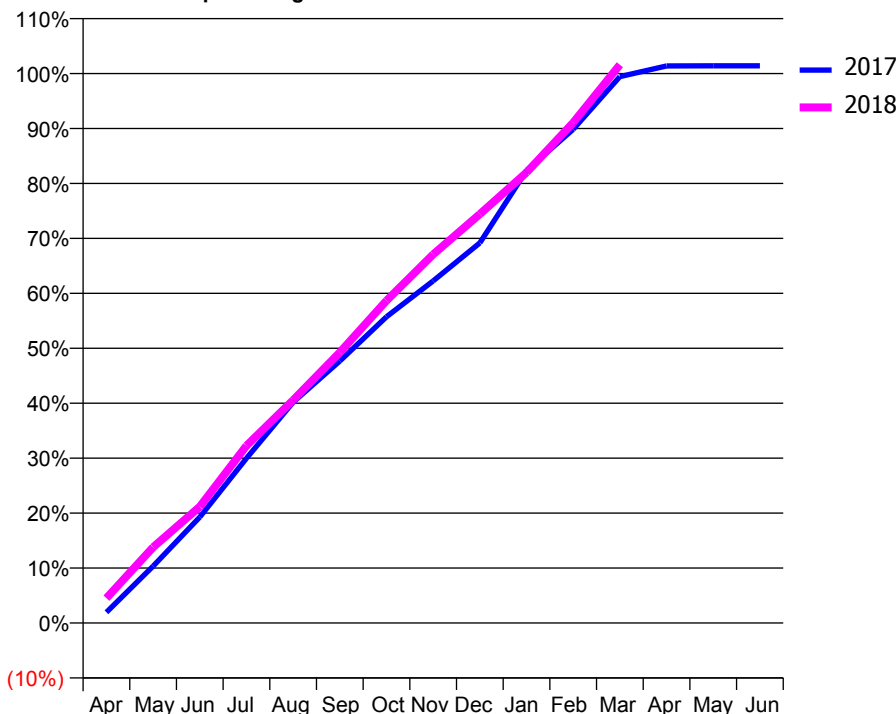
ACCESS*

Patients seen in 24 months	Total	Change since previous quarter
Quarter ending March 2017	9,675	
Quarter ending June 2017	9,738	→
Quarter ending September 2017	9,798	→
Quarter ending December 2017	9,951	→
Quarter ending March 2018	9,968	→
Variance since March 2017	3.0%	↑



ACTIVITY

Cumulative percentage of contracted UDA delivered 2017 & 2018



Month	Adjusted Scheduled Activity (UDA)	
	2017	2018
April	444	1,003
May	2,344	3,054
June	4,366	4,688
July	6,788	7,141
August	9,091	8,975
September	10,788	10,901
October	12,611	12,982
November	14,090	14,845
December	15,656	16,468
January	18,640	18,146
February	20,336	20,153
March	22,502	22,484
April	22,943	
May	22,948	
June	22,948	

QUALITY

	Quantity	Base Number	Contract	AT	Region	England
% of FP17s for the same patient ID Re-attending within 3 months - Children	200	3,273	6.1%	9.7%	11.6%	11.9%
% of FP17s for the same patient ID Re-attending within 3 months - Adults	1,300	10,628	12.2%	14.2%	15.4%	16.0%
% of FP17s for the same patient ID Re-attending between 3 & 9 months - Children	2,080	3,273	63.6%	61.1%	59.4%	58.3%
% of FP17s for the same patient ID Re-attending between 3 & 9 months - Adults	5,688	10,628	53.5%	52.6%	51.3%	50.3%
% of FP17s for Band 1 Urgent Courses	671	13,640	4.9%	7.2%	8.0%	9.1%
% of FP17s Relating to Free Repair or Replacements	107	13,640	0.8%	0.8%	0.8%	0.8%
% of FP17s Relating to Continuations	119	13,640	0.9%	1.1%	1.0%	1.0%
% of Patients satisfied with the dentistry they have received	9	10	90.0%	91.9%	91.7%	91.5%
% of Patients satisfied with the time they had to wait for an appointment	9	10	90.0%	86.8%	88.3%	87.9%

* This is based on patients treated on this contract for their most recent course of treatment. Figures in italics indicate the base number of FP17s or Patient Questionnaire responses are less than 100. N/A is shown where the base number of responses is less than 10 during the period. % is calculated as Quantity/Base number*100

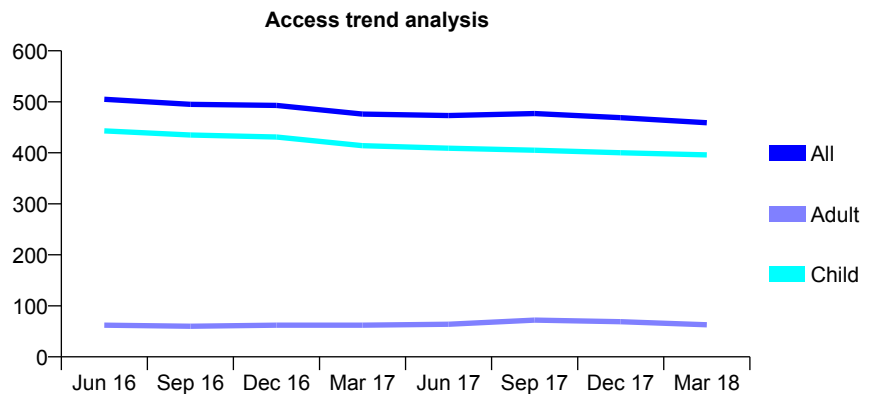
Q59 - Vital Signs At a Glance Contract Report for 324647/0001 - March 2018

Name or company name	Mr H Sehmi & Mrs Y Sehmi
Contract type name	GDS Contract
Purpose of contract	General
Contract start date	01/04/2006
Contract end date	

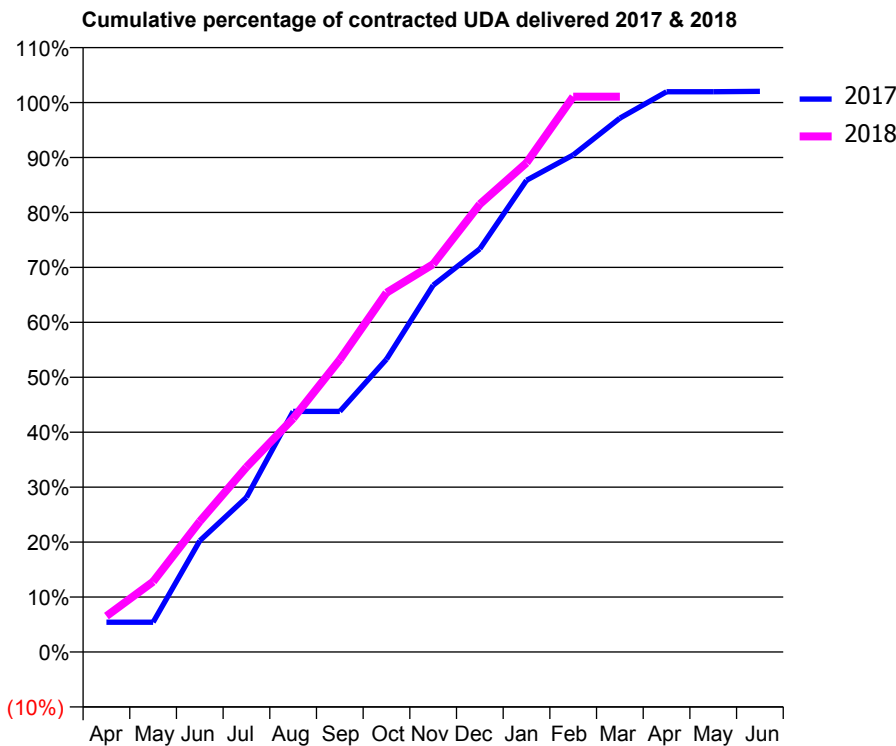
17/18 Contracted general activity (UDA)	1,329
Carry forward general activity (UDA)	-27
17/18 Contracted orthodontic activity (UOA)	0
Carry forward orthodontic activity (UOA)	0
Baseline contract value	£29,027.59

ACCESS*

Patients seen in 24 months	Total	Change since previous quarter
Quarter ending March 2017	476	
Quarter ending June 2017	473	→
Quarter ending September 2017	477	→
Quarter ending December 2017	469	↓
Quarter ending March 2018	459	↓
Variance since March 2017	(3.6%)	↓



ACTIVITY



Month	Adjusted Scheduled Activity (UDA)	
	2017	2018
April	72	87
May	72	170
June	269	316
July	374	447
August	582	565
September	582	707
October	708	869
November	887	938
December	975	1,083
January	1,141	1,183
February	1,202	1,343
March	1,291	1,343
April	1,355	
May	1,355	
June	1,356	

QUALITY

	Quantity	Base Number	Contract	AT	Region	England
% of FP17s for the same patient ID Re-attending within 3 months - Children	403	1,126	35.8%	9.7%	11.6%	11.9%
% of FP17s for the same patient ID Re-attending within 3 months - Adults	1	1	100.0%	14.2%	15.4%	16.0%
% of FP17s for the same patient ID Re-attending between 3 & 9 months - Children	579	1,126	51.4%	61.1%	59.4%	58.3%
% of FP17s for the same patient ID Re-attending between 3 & 9 months - Adults	0	1	0.0%	52.6%	51.3%	50.3%
% of FP17s for Band 1 Urgent Courses	1	1,077	0.1%	7.2%	8.0%	9.1%
% of FP17s Relating to Free Repair or Replacements	0	1,077	0.0%	0.8%	0.8%	0.8%
% of FP17s Relating to Continuations	101	1,077	9.4%	1.1%	1.0%	1.0%
% of Patients satisfied with the dentistry they have received	1	3	N/A	91.9%	91.7%	91.5%
% of Patients satisfied with the time they had to wait for an appointment	2	3	N/A	86.8%	88.3%	87.9%

* This is based on patients treated on this contract for their most recent course of treatment. Figures in italics indicate the base number of FP17s or Patient Questionnaire responses are less than 100. N/A is shown where the base number of responses is less than 10 during the period. % is calculated as Quantity/Base number*100

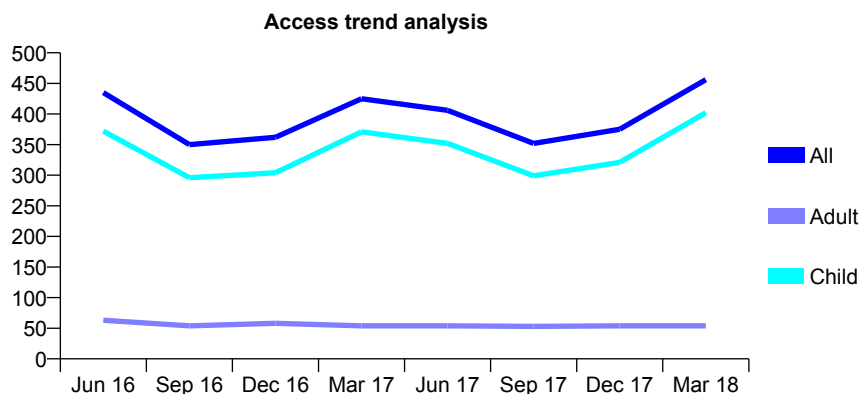
Q59 - Vital Signs At a Glance Contract Report for 326046/0001 - March 2018

Name or company name	MISS PJ HAMPTON
Contract type name	GDS Contract
Purpose of contract	General
Contract start date	01/04/2006
Contract end date	

17/18 Contracted general activity (UDA)	750
Carry forward general activity (UDA)	-15
17/18 Contracted orthodontic activity (UOA)	0
Carry forward orthodontic activity (UOA)	0
Baseline contract value	£17,886.06

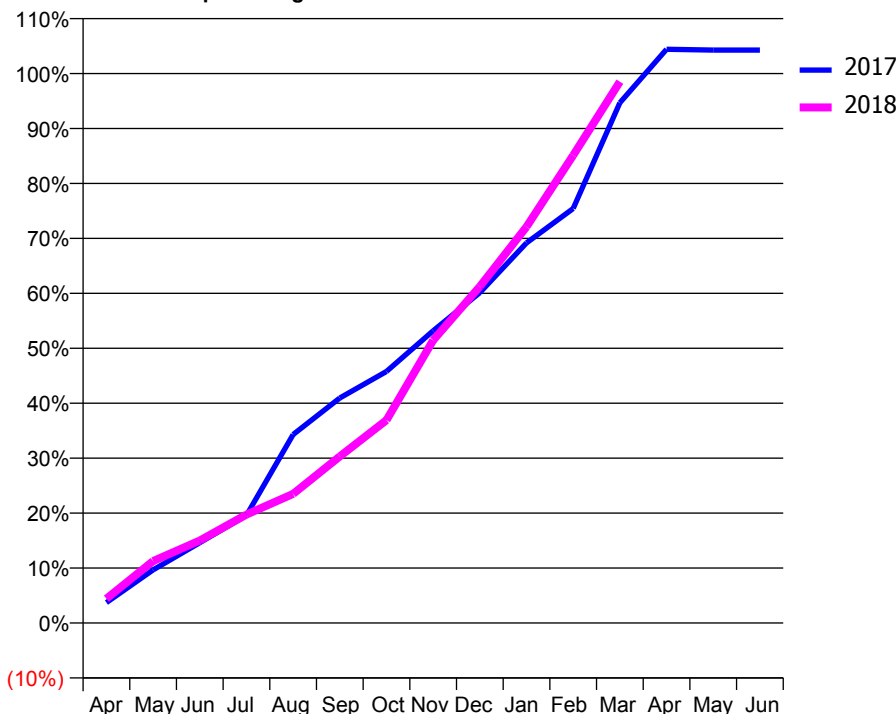
ACCESS*

Patients seen in 24 months	Total	Change since previous quarter
Quarter ending March 2017	425	
Quarter ending June 2017	406	↓
Quarter ending September 2017	352	↓
Quarter ending December 2017	375	↑
Quarter ending March 2018	456	↑
Variance since March 2017	7.3%	↑



ACTIVITY

Cumulative percentage of contracted UDA delivered 2017 & 2018



Month	Adjusted Scheduled Activity (UDA)	
	2017	2018
April	28	33
May	73	85
June	110	113
July	147	148
August	257	176
September	307	227
October	343	277
November	399	386
December	451	459
January	519	541
February	566	638
March	710	739
April	783	
May	782	
June	782	

QUALITY

	Quantity	Base Number	Contract	AT	Region	England
% of FP17s for the same patient ID Re-attending within 3 months - Children	22	562	3.9%	9.7%	11.6%	11.9%
% of FP17s for the same patient ID Re-attending within 3 months - Adults	1	39	2.6%	14.2%	15.4%	16.0%
% of FP17s for the same patient ID Re-attending between 3 & 9 months - Children	269	562	47.9%	61.1%	59.4%	58.3%
% of FP17s for the same patient ID Re-attending between 3 & 9 months - Adults	15	39	38.5%	52.6%	51.3%	50.3%
% of FP17s for Band 1 Urgent Courses	25	554	4.5%	7.2%	8.0%	9.1%
% of FP17s Relating to Free Repair or Replacements	0	554	0.0%	0.8%	0.8%	0.8%
% of FP17s Relating to Continuations	0	554	0.0%	1.1%	1.0%	1.0%
% of Patients satisfied with the dentistry they have received	0	0	N/A	91.9%	91.7%	91.5%
% of Patients satisfied with the time they had to wait for an appointment	0	0	N/A	86.8%	88.3%	87.9%

* This is based on patients treated on this contract for their most recent course of treatment. Figures in italics indicate the base number of FP17s or Patient Questionnaire responses are less than 100. N/A is shown where the base number of responses is less than 10 during the period. % is calculated as Quantity/Base number*100

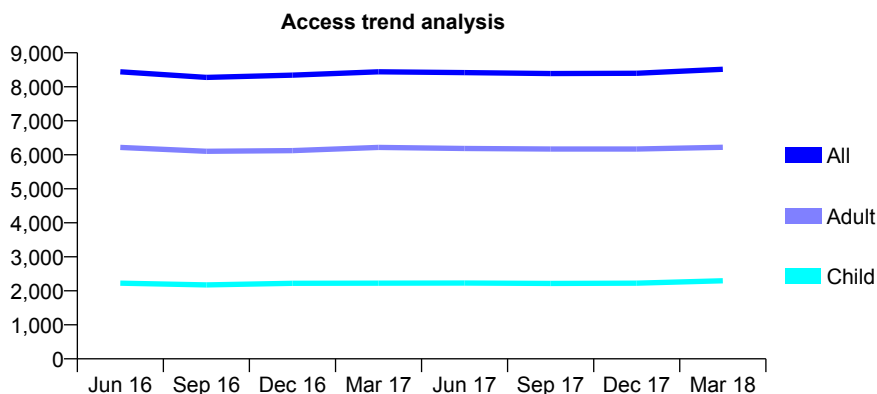
Q59 - Vital Signs At a Glance Contract Report for 332070/0001 - March 2018

Name or company name	MR S VYAS
Contract type name	GDS Contract
Purpose of contract	General
Contract start date	01/04/2006
Contract end date	

17/18 Contracted general activity (UDA)	19,509
Carry forward general activity (UDA)	225
17/18 Contracted orthodontic activity (UOA)	0
Carry forward orthodontic activity (UOA)	0
Baseline contract value	£534,893.87

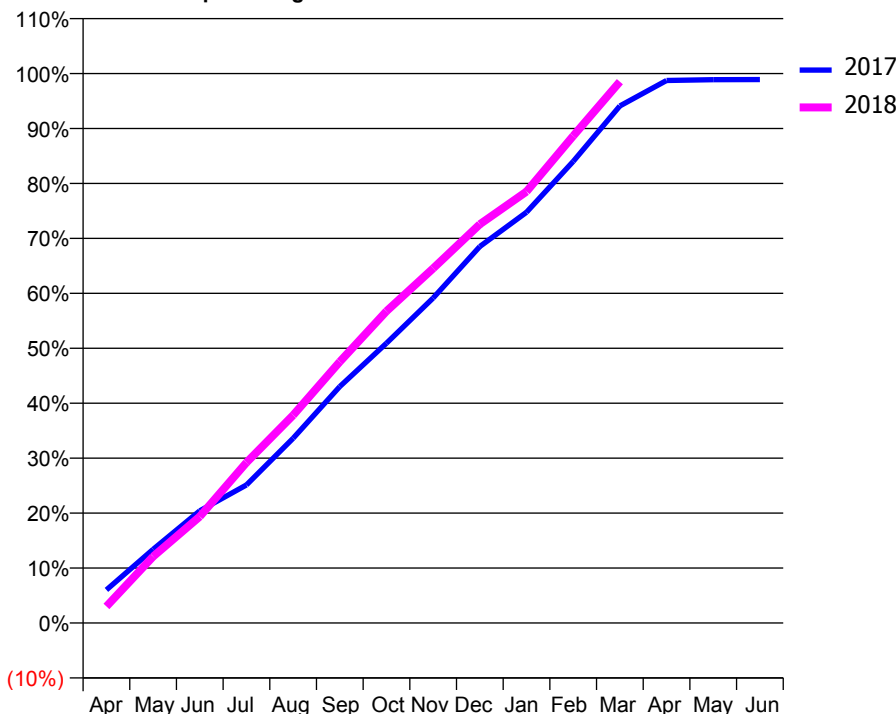
ACCESS*

Patients seen in 24 months	Total	Change since previous quarter
Quarter ending March 2017	8,442	
Quarter ending June 2017	8,416	→
Quarter ending September 2017	8,389	→
Quarter ending December 2017	8,397	→
Quarter ending March 2018	8,517	→
Variance since March 2017	0.9%	→



ACTIVITY

Cumulative percentage of contracted UDA delivered 2017 & 2018



Month	Adjusted Scheduled Activity (UDA)	
	2017	2018
April	1,235	588
May	2,751	2,359
June	4,188	3,778
July	5,156	5,696
August	6,895	7,377
September	8,826	9,276
October	10,442	11,073
November	12,131	12,590
December	14,052	14,157
January	15,333	15,319
February	17,229	17,292
March	19,299	19,221
April	20,249	
May	20,281	
June	20,284	

QUALITY

	Quantity	Base Number	Contract	AT	Region	England
% of FP17s for the same patient ID Re-attending within 3 months - Children	143	3,488	4.1%	9.7%	11.6%	11.9%
% of FP17s for the same patient ID Re-attending within 3 months - Adults	421	6,785	6.2%	14.2%	15.4%	16.0%
% of FP17s for the same patient ID Re-attending between 3 & 9 months - Children	2,364	3,488	67.8%	61.1%	59.4%	58.3%
% of FP17s for the same patient ID Re-attending between 3 & 9 months - Adults	2,323	6,785	34.2%	52.6%	51.3%	50.3%
% of FP17s for Band 1 Urgent Courses	291	9,839	3.0%	7.2%	8.0%	9.1%
% of FP17s Relating to Free Repair or Replacements	28	9,839	0.3%	0.8%	0.8%	0.8%
% of FP17s Relating to Continuations	63	9,839	0.6%	1.1%	1.0%	1.0%
% of Patients satisfied with the dentistry they have received	17	18	94.4%	91.9%	91.7%	91.5%
% of Patients satisfied with the time they had to wait for an appointment	17	18	94.4%	86.8%	88.3%	87.9%

* This is based on patients treated on this contract for their most recent course of treatment. Figures in italics indicate the base number of FP17s or Patient Questionnaire responses are less than 100. N/A is shown where the base number of responses is less than 10 during the period. % is calculated as Quantity/Base number*100

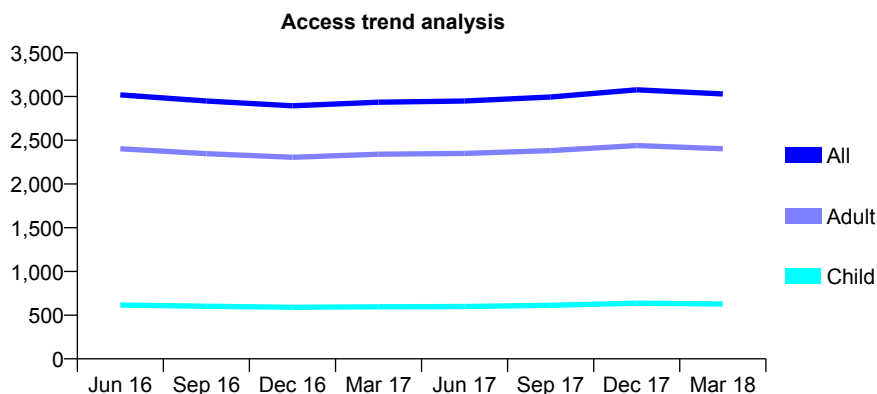
Q59 - Vital Signs At a Glance Contract Report for 335134/0001 - March 2018

Name or company name	MR PJ PATEL
Contract type name	GDS Contract
Purpose of contract	General
Contract start date	01/04/2006
Contract end date	

17/18 Contracted general activity (UDA)	11,623
Carry forward general activity (UDA)	-25
17/18 Contracted orthodontic activity (UOA)	0
Carry forward orthodontic activity (UOA)	0
Baseline contract value	£333,654.48

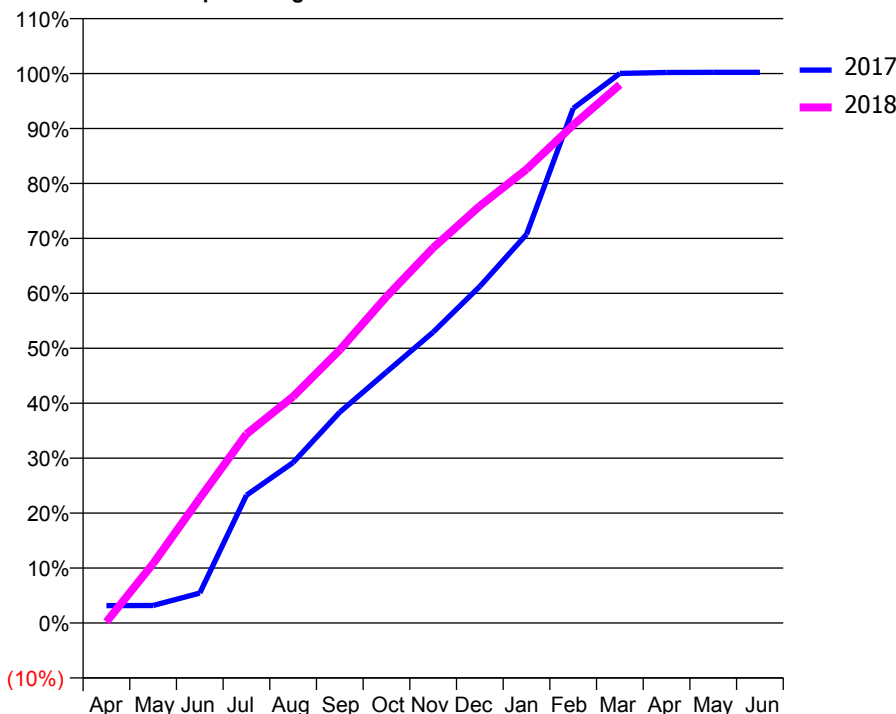
ACCESS*

Patients seen in 24 months	Total	Change since previous quarter
Quarter ending March 2017	2,935	
Quarter ending June 2017	2,948	→
Quarter ending September 2017	2,995	→
Quarter ending December 2017	3,077	↑
Quarter ending March 2018	3,029	↓
Variance since March 2017	3.2%	↑



ACTIVITY

Cumulative percentage of contracted UDA delivered 2017 & 2018



Month	Adjusted Scheduled Activity (UDA)	
	2017	2018
April	369	25
May	372	1,255
June	634	2,638
July	2,703	3,999
August	3,394	4,790
September	4,459	5,779
October	5,309	6,903
November	6,153	7,937
December	7,121	8,820
January	8,220	9,598
February	10,887	10,534
March	11,626	11,386
April	11,644	
May	11,648	
June	11,648	

QUALITY

	Quantity	Base Number	Contract	AT	Region	England
% of FP17s for the same patient ID Re-attending within 3 months - Children	50	1,120	4.5%	9.7%	11.6%	11.9%
% of FP17s for the same patient ID Re-attending within 3 months - Adults	543	4,733	11.5%	14.2%	15.4%	16.0%
% of FP17s for the same patient ID Re-attending between 3 & 9 months - Children	859	1,120	76.7%	61.1%	59.4%	58.3%
% of FP17s for the same patient ID Re-attending between 3 & 9 months - Adults	3,562	4,733	75.3%	52.6%	51.3%	50.3%
% of FP17s for Band 1 Urgent Courses	223	5,836	3.8%	7.2%	8.0%	9.1%
% of FP17s Relating to Free Repair or Replacements	13	5,836	0.2%	0.8%	0.8%	0.8%
% of FP17s Relating to Continuations	57	5,836	1.0%	1.1%	1.0%	1.0%
% of Patients satisfied with the dentistry they have received	8	8	N/A	91.9%	91.7%	91.5%
% of Patients satisfied with the time they had to wait for an appointment	8	8	N/A	86.8%	88.3%	87.9%

* This is based on patients treated on this contract for their most recent course of treatment. Figures in italics indicate the base number of FP17s or Patient Questionnaire responses are less than 100. N/A is shown where the base number of responses is less than 10 during the period. % is calculated as Quantity/Base number*100

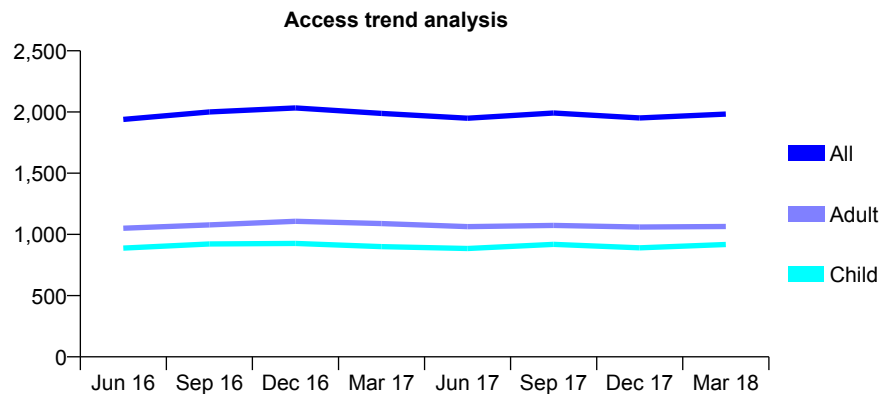
Q59 - Vital Signs At a Glance Contract Report for 342645/0001 - March 2018

Name or company name	MR AM HATHIARI
Contract type name	GDS Contract
Purpose of contract	General
Contract start date	04/02/2011
Contract end date	

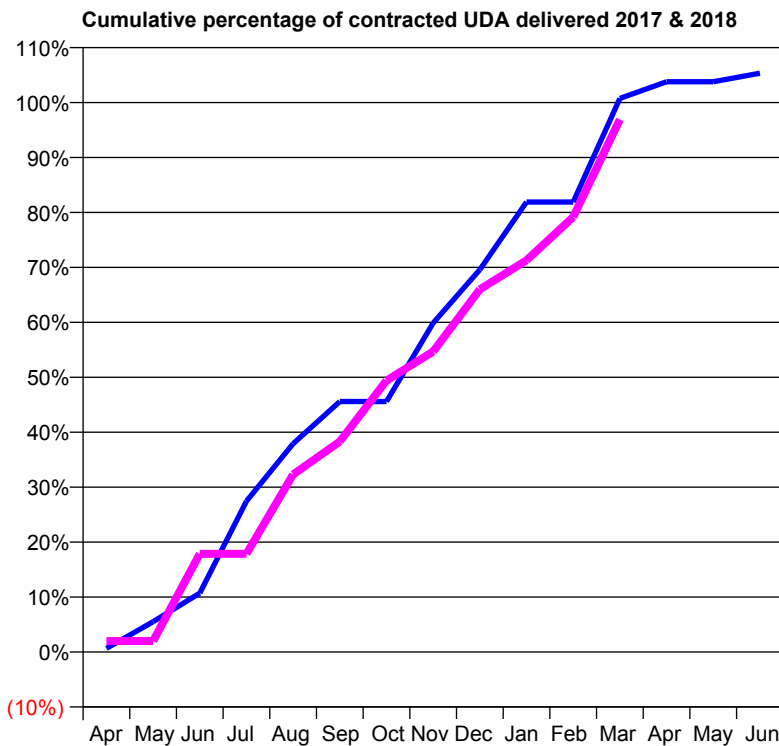
17/18 Contracted general activity (UDA)	4,311
Carry forward general activity (UDA)	-86
17/18 Contracted orthodontic activity (UOA)	0
Carry forward orthodontic activity (UOA)	0
Baseline contract value	£96,442.24

ACCESS*

Patients seen in 24 months	Total	Change since previous quarter
Quarter ending March 2017	1,989	
Quarter ending June 2017	1,949	↓
Quarter ending September 2017	1,992	↑
Quarter ending December 2017	1,951	↓
Quarter ending March 2018	1,983	→
Variance since March 2017	(0.3%)	→



ACTIVITY



Month	Adjusted Scheduled Activity (UDA)	
	2017	2018
April	29	86
May	238	86
June	462	771
July	1,184	771
August	1,635	1,393
September	1,965	1,651
October	1,965	2,130
November	2,581	2,358
December	3,000	2,845
January	3,530	3,073
February	3,530	3,413
March	4,343	4,177
April	4,474	
May	4,474	
June	4,541	

QUALITY

	Quantity	Base Number	Contract	AT	Region	England
% of FP17s for the same patient ID Re-attending within 3 months - Children	28	1,038	2.7%	9.7%	11.6%	11.9%
% of FP17s for the same patient ID Re-attending within 3 months - Adults	140	1,073	13.0%	14.2%	15.4%	16.0%
% of FP17s for the same patient ID Re-attending between 3 & 9 months - Children	461	1,038	44.4%	61.1%	59.4%	58.3%
% of FP17s for the same patient ID Re-attending between 3 & 9 months - Adults	408	1,073	38.0%	52.6%	51.3%	50.3%
% of FP17s for Band 1 Urgent Courses	32	2,003	1.6%	7.2%	8.0%	9.1%
% of FP17s Relating to Free Repair or Replacements	0	2,003	0.0%	0.8%	0.8%	0.8%
% of FP17s Relating to Continuations	1	2,003	0.0%	1.1%	1.0%	1.0%
% of Patients satisfied with the dentistry they have received	3	3	N/A	91.9%	91.7%	91.5%
% of Patients satisfied with the time they had to wait for an appointment	2	3	N/A	86.8%	88.3%	87.9%

* This is based on patients treated on this contract for their most recent course of treatment. Figures in italics indicate the base number of FP17s or Patient Questionnaire responses are less than 100. N/A is shown where the base number of responses is less than 10 during the period. % is calculated as Quantity/Base number*100

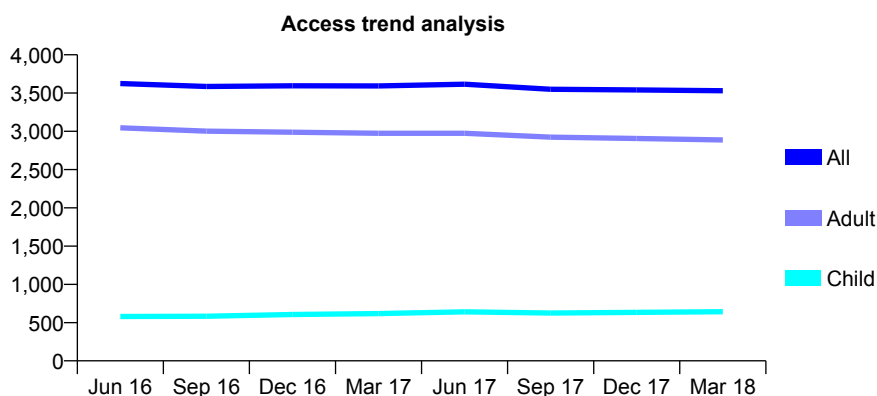
Q59 - Vital Signs At a Glance Contract Report for 363669/0003 - March 2018

Name or company name	MR TG OYEDELE
Contract type name	GDS Contract
Purpose of contract	General
Contract start date	01/02/2012
Contract end date	

17/18 Contracted general activity (UDA)	10,388
Carry forward general activity (UDA)	343
17/18 Contracted orthodontic activity (UOA)	0
Carry forward orthodontic activity (UOA)	0
Baseline contract value	£231,591.31

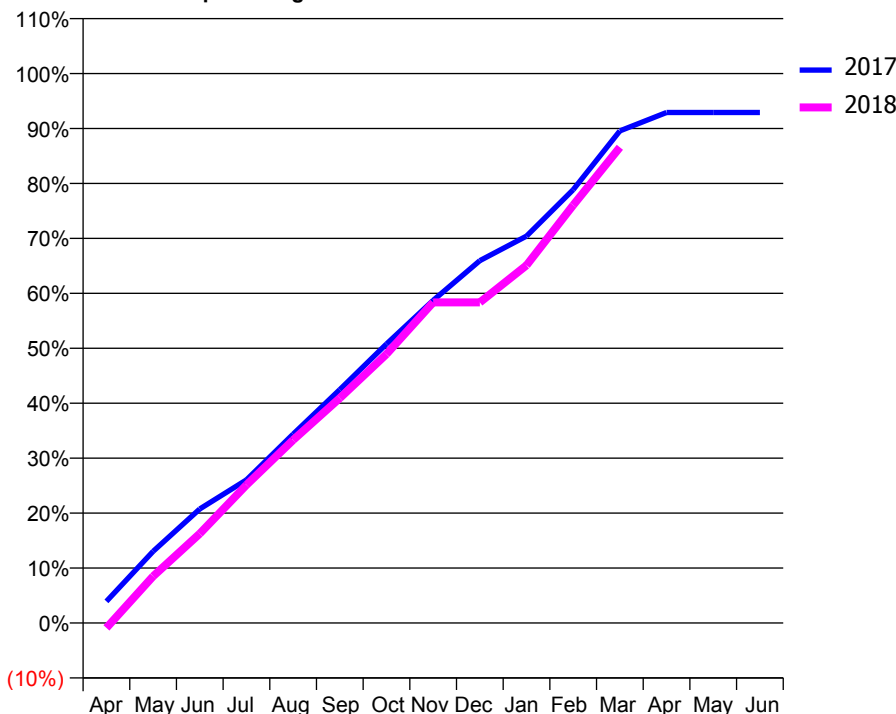
ACCESS*

Patients seen in 24 months	Total	Change since previous quarter
Quarter ending March 2017	3,593	
Quarter ending June 2017	3,616	→
Quarter ending September 2017	3,549	↓
Quarter ending December 2017	3,540	→
Quarter ending March 2018	3,530	→
Variance since March 2017	(1.8%)	↓



ACTIVITY

Cumulative percentage of contracted UDA delivered 2017 & 2018



Month	Adjusted Scheduled Activity (UDA)	
	2017	2018
April	470	-95
May	1,551	884
June	2,467	1,690
July	3,097	2,611
August	4,087	3,460
September	5,051	4,253
October	6,037	5,082
November	6,979	6,061
December	7,839	6,061
January	8,369	6,761
February	9,374	7,899
March	10,647	8,994
April	11,045	
May	11,045	
June	11,045	

QUALITY

	Quantity	Base Number	Contract	AT	Region	England
% of FP17s for the same patient ID Re-attending within 3 months - Children	26	732	3.6%	9.7%	11.6%	11.9%
% of FP17s for the same patient ID Re-attending within 3 months - Adults	245	3,615	6.8%	14.2%	15.4%	16.0%
% of FP17s for the same patient ID Re-attending between 3 & 9 months - Children	407	732	55.6%	61.1%	59.4%	58.3%
% of FP17s for the same patient ID Re-attending between 3 & 9 months - Adults	2,371	3,615	65.6%	52.6%	51.3%	50.3%
% of FP17s for Band 1 Urgent Courses	179	4,135	4.3%	7.2%	8.0%	9.1%
% of FP17s Relating to Free Repair or Replacements	28	4,135	0.7%	0.8%	0.8%	0.8%
% of FP17s Relating to Continuations	12	4,135	0.3%	1.1%	1.0%	1.0%
% of Patients satisfied with the dentistry they have received	4	5	N/A	91.9%	91.7%	91.5%
% of Patients satisfied with the time they had to wait for an appointment	5	5	N/A	86.8%	88.3%	87.9%

* This is based on patients treated on this contract for their most recent course of treatment. Figures in italics indicate the base number of FP17s or Patient Questionnaire responses are less than 100. N/A is shown where the base number of responses is less than 10 during the period. % is calculated as Quantity/Base number*100

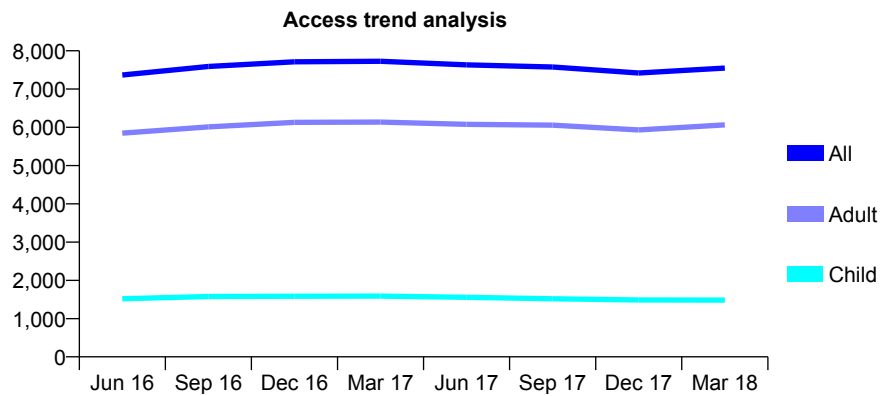
Q59 - Vital Signs At a Glance Contract Report for 363669/0004 - March 2018

Name or company name	Mr R Khan
Contract type name	GDS Contract
Purpose of contract	General
Contract start date	01/04/2013
Contract end date	

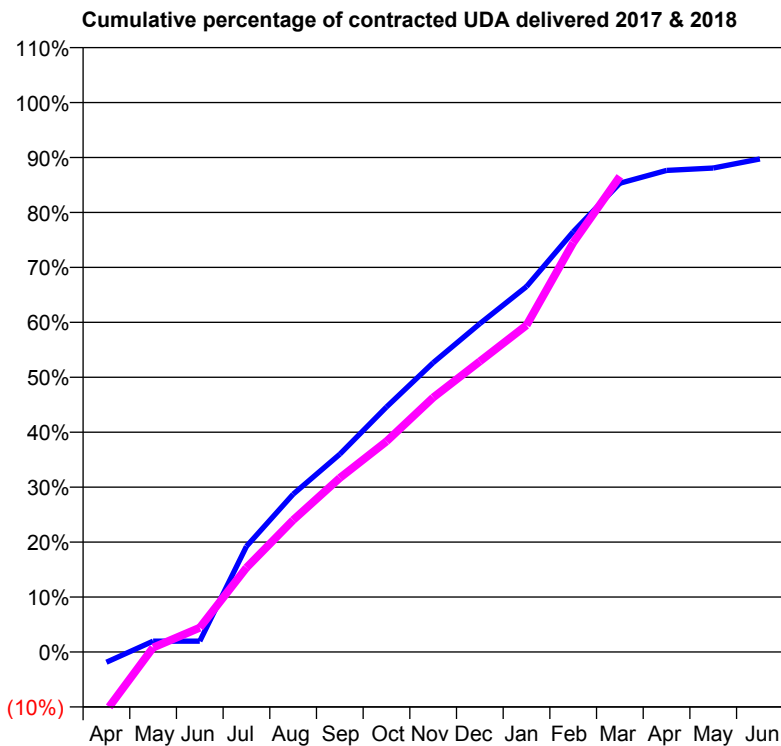
17/18 Contracted general activity (UDA)	21,650
Carry forward general activity (UDA)	2,311
17/18 Contracted orthodontic activity (UOA)	0
Carry forward orthodontic activity (UOA)	0
Baseline contract value	£590,795.79

ACCESS*

Patients seen in 24 months	Total	Change since previous quarter
Quarter ending March 2017	7,725	
Quarter ending June 2017	7,633	↓
Quarter ending September 2017	7,576	→
Quarter ending December 2017	7,419	↓
Quarter ending March 2018	7,548	→
Variance since March 2017	(2.3%)	↓



ACTIVITY



Month	2017	2018
April	-424	-2,311
May	444	177
June	444	959
July	4,330	3,325
August	6,462	5,201
September	8,102	6,859
October	10,033	8,300
November	11,844	10,027
December	13,448	11,449
January	14,963	12,875
February	17,210	16,127
March	19,194	18,739
April	19,721	
May	19,820	
June	20,189	

QUALITY

	Quantity	Base Number	Contract	AT	Region	England
% of FP17s for the same patient ID Re-attending within 3 months - Children	159	1,646	9.7%	9.7%	11.6%	11.9%
% of FP17s for the same patient ID Re-attending within 3 months - Adults	790	6,448	12.3%	14.2%	15.4%	16.0%
% of FP17s for the same patient ID Re-attending between 3 & 9 months - Children	651	1,646	39.6%	61.1%	59.4%	58.3%
% of FP17s for the same patient ID Re-attending between 3 & 9 months - Adults	2,411	6,448	37.4%	52.6%	51.3%	50.3%
% of FP17s for Band 1 Urgent Courses	1,654	7,822	21.1%	7.2%	8.0%	9.1%
% of FP17s Relating to Free Repair or Replacements	4	7,822	0.1%	0.8%	0.8%	0.8%
% of FP17s Relating to Continuations	74	7,822	0.9%	1.1%	1.0%	1.0%
% of Patients satisfied with the dentistry they have received	17	18	94.4%	91.9%	91.7%	91.5%
% of Patients satisfied with the time they had to wait for an appointment	15	18	83.3%	86.8%	88.3%	87.9%

* This is based on patients treated on this contract for their most recent course of treatment. Figures in italics indicate the base number of FP17s or Patient Questionnaire responses are less than 100. N/A is shown where the base number of responses is less than 10 during the period. % is calculated as Quantity/Base number*100

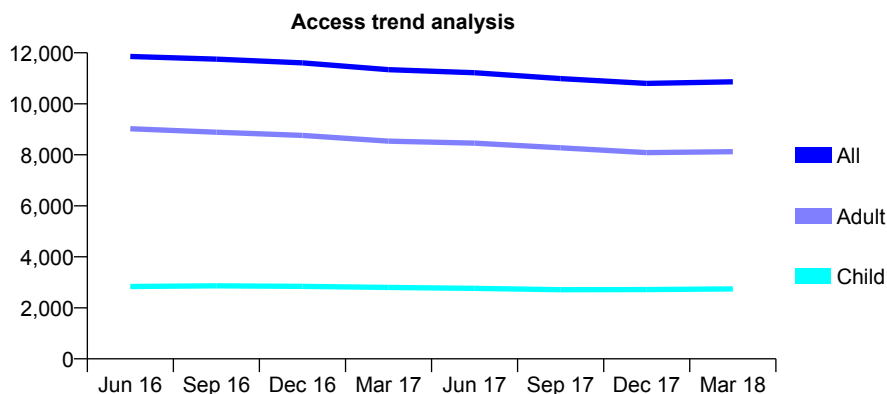
Q59 - Vital Signs At a Glance Contract Report for 366358/0001 - March 2018

Name or company name	MR A BHATT
Contract type name	GDS Contract
Purpose of contract	General
Contract start date	01/10/2010
Contract end date	

17/18 Contracted general activity (UDA)	24,900
Carry forward general activity (UDA)	234
17/18 Contracted orthodontic activity (UOA)	0
Carry forward orthodontic activity (UOA)	0
Baseline contract value	£536,453.57

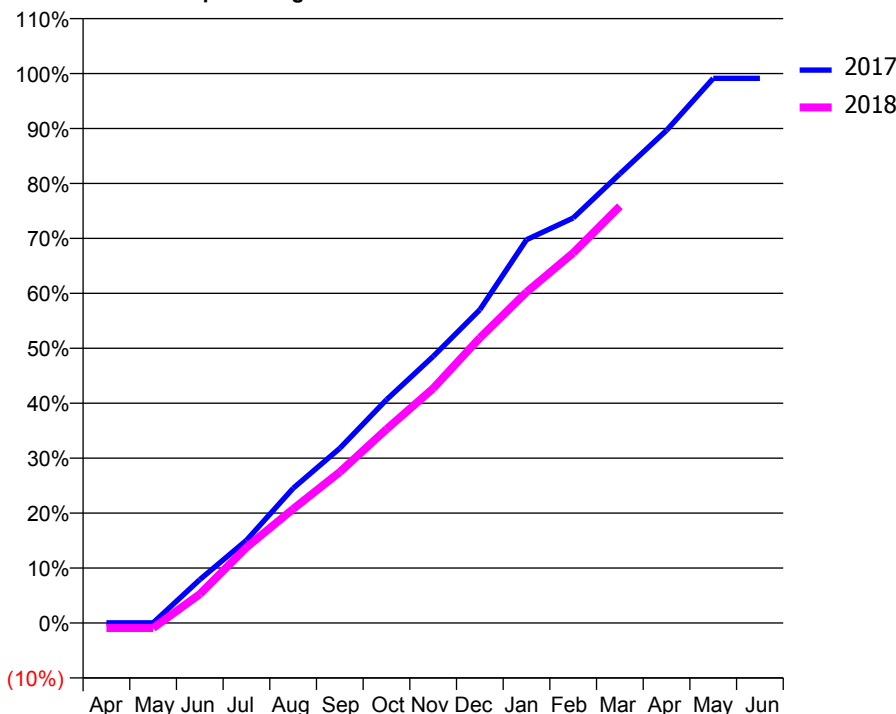
ACCESS*

Patients seen in 24 months	Total	Change since previous quarter
Quarter ending March 2017	11,340	
Quarter ending June 2017	11,218	↓
Quarter ending September 2017	10,987	↓
Quarter ending December 2017	10,799	↓
Quarter ending March 2018	10,864	→
Variance since March 2017	(4.2%)	↓



ACTIVITY

Cumulative percentage of contracted UDA delivered 2017 & 2018



Month	Adjusted Scheduled Activity (UDA)	
	2017	2018
April	11	-234
May	11	-233
June	2,086	1,310
July	3,975	3,427
August	6,475	5,171
September	8,394	6,843
October	10,729	8,783
November	12,808	10,632
December	15,053	12,924
January	18,413	14,992
February	19,460	16,771
March	21,583	18,889
April	23,666	
May	26,165	
June	26,166	

QUALITY

	Quantity	Base Number	Contract	AT	Region	England
% of FP17s for the same patient ID Re-attending within 3 months - Children	214	4,006	5.3%	9.7%	11.6%	11.9%
% of FP17s for the same patient ID Re-attending within 3 months - Adults	1,139	11,499	9.9%	14.2%	15.4%	16.0%
% of FP17s for the same patient ID Re-attending between 3 & 9 months - Children	2,595	4,006	64.8%	61.1%	59.4%	58.3%
% of FP17s for the same patient ID Re-attending between 3 & 9 months - Adults	7,363	11,499	64.0%	52.6%	51.3%	50.3%
% of FP17s for Band 1 Urgent Courses	546	11,847	4.6%	7.2%	8.0%	9.1%
% of FP17s Relating to Free Repair or Replacements	89	11,847	0.8%	0.8%	0.8%	0.8%
% of FP17s Relating to Continuations	74	11,847	0.6%	1.1%	1.0%	1.0%
% of Patients satisfied with the dentistry they have received	10	11	90.9%	91.9%	91.7%	91.5%
% of Patients satisfied with the time they had to wait for an appointment	9	11	81.8%	86.8%	88.3%	87.9%

* This is based on patients treated on this contract for their most recent course of treatment. Figures in italics indicate the base number of FP17s or Patient Questionnaire responses are less than 100. N/A is shown where the base number of responses is less than 10 during the period. % is calculated as Quantity/Base number*100

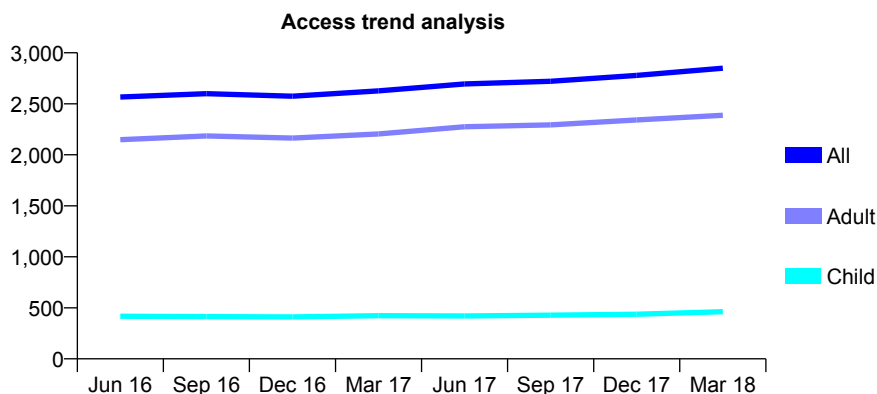
Q59 - Vital Signs At a Glance Contract Report for 367109/0004 - March 2018

Name or company name	MR R CARLISLE-GOTT
Contract type name	GDS Contract
Purpose of contract	General
Contract start date	05/06/2013
Contract end date	

17/18 Contracted general activity (UDA)	8,828
Carry forward general activity (UDA)	231
17/18 Contracted orthodontic activity (UOA)	0
Carry forward orthodontic activity (UOA)	0
Baseline contract value	£196,818.83

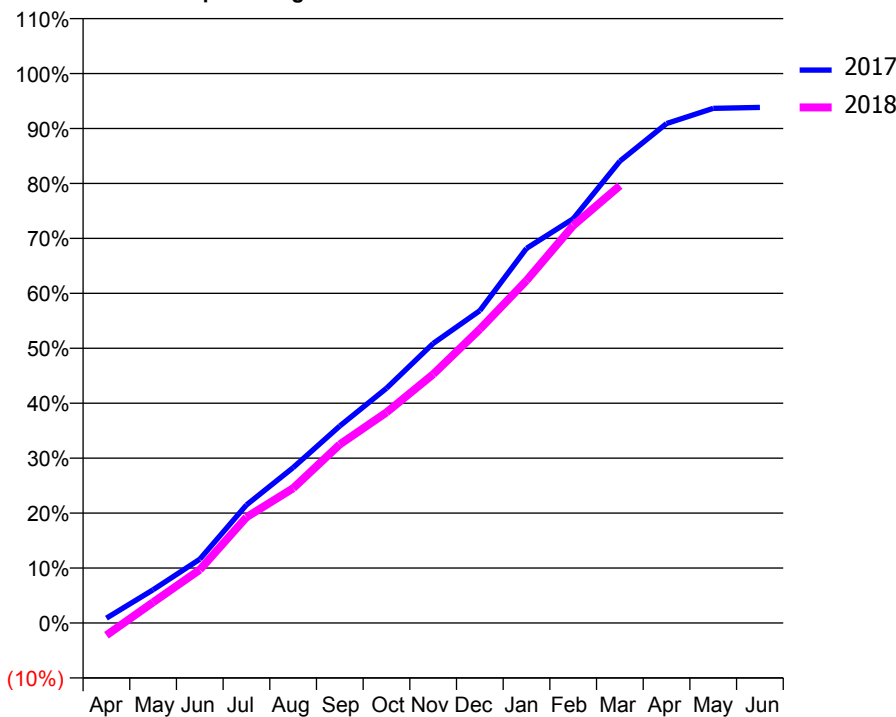
ACCESS*

Patients seen in 24 months	Total	Change since previous quarter
Quarter ending March 2017	2,627	
Quarter ending June 2017	2,695	↑
Quarter ending September 2017	2,721	→
Quarter ending December 2017	2,779	↑
Quarter ending March 2018	2,849	↑
Variance since March 2017	8.5%	↑



ACTIVITY

Cumulative percentage of contracted UDA delivered 2017 & 2018



Month	Adjusted Scheduled Activity (UDA)	
	2017	2018
April	78	-199
May	534	333
June	1,025	856
July	1,898	1,701
August	2,497	2,166
September	3,164	2,870
October	3,772	3,383
November	4,492	3,996
December	5,019	4,720
January	6,018	5,503
February	6,495	6,385
March	7,419	7,025
April	8,025	
May	8,269	
June	8,282	

QUALITY

	Quantity	Base Number	Contract	AT	Region	England
% of FP17s for the same patient ID Re-attending within 3 months - Children	23	567	4.1%	9.7%	11.6%	11.9%
% of FP17s for the same patient ID Re-attending within 3 months - Adults	430	2,880	14.9%	14.2%	15.4%	16.0%
% of FP17s for the same patient ID Re-attending between 3 & 9 months - Children	280	567	49.4%	61.1%	59.4%	58.3%
% of FP17s for the same patient ID Re-attending between 3 & 9 months - Adults	1,273	2,880	44.2%	52.6%	51.3%	50.3%
% of FP17s for Band 1 Urgent Courses	140	3,113	4.5%	7.2%	8.0%	9.1%
% of FP17s Relating to Free Repair or Replacements	69	3,113	2.2%	0.8%	0.8%	0.8%
% of FP17s Relating to Continuations	63	3,113	2.0%	1.1%	1.0%	1.0%
% of Patients satisfied with the dentistry they have received	6	6	N/A	91.9%	91.7%	91.5%
% of Patients satisfied with the time they had to wait for an appointment	6	6	N/A	86.8%	88.3%	87.9%

* This is based on patients treated on this contract for their most recent course of treatment. Figures in italics indicate the base number of FP17s or Patient Questionnaire responses are less than 100. N/A is shown where the base number of responses is less than 10 during the period. % is calculated as Quantity/Base number*100

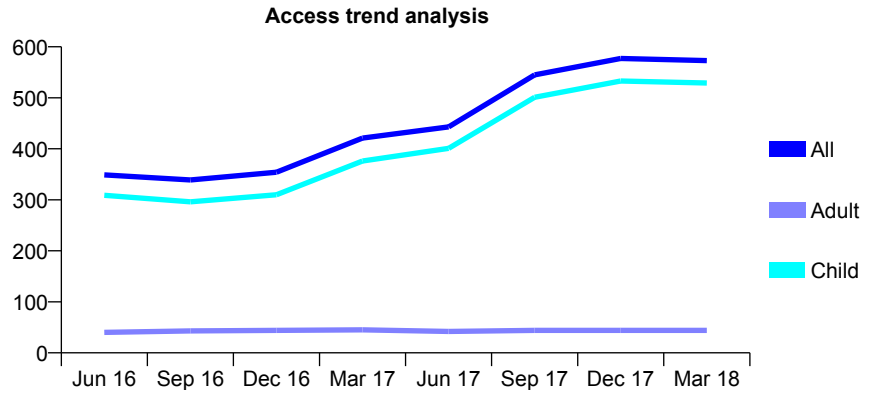
Q59 - Vital Signs At a Glance Contract Report for 563838/0002 - March 2018

Name or company name	Mr P R Mapanda & Ms T J Ramsavas
Contract type name	GDS Contract
Purpose of contract	General
Contract start date	06/02/2012
Contract end date	

17/18 Contracted general activity (UDA)	950
Carry forward general activity (UDA)	8
17/18 Contracted orthodontic activity (UOA)	0
Carry forward orthodontic activity (UOA)	0
Baseline contract value	£21,866.95

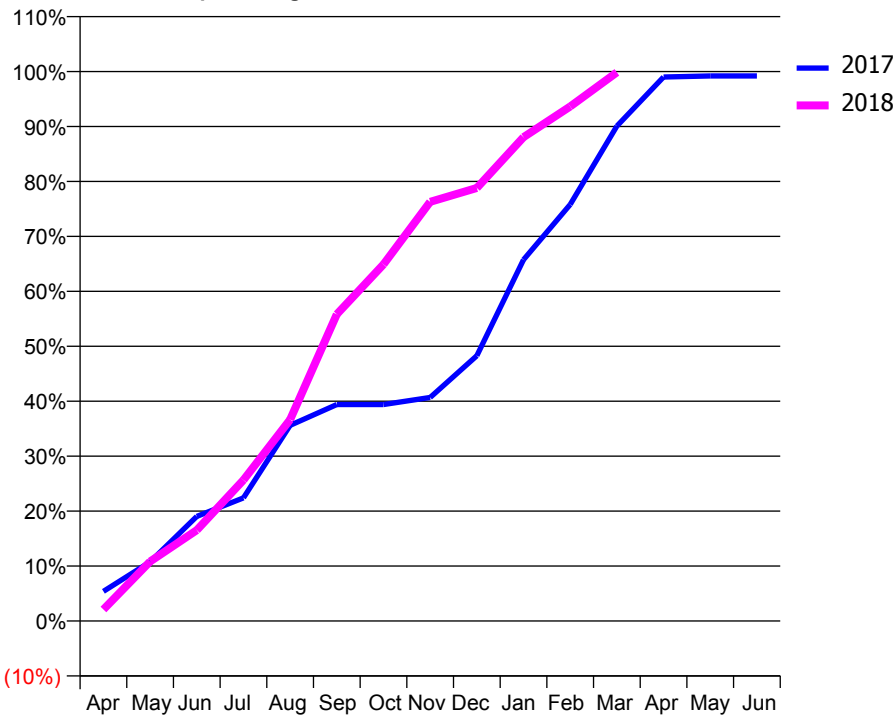
ACCESS*

Patients seen in 24 months	Total	Change since previous quarter
Quarter ending March 2017	421	
Quarter ending June 2017	443	↑
Quarter ending September 2017	545	↑
Quarter ending December 2017	577	↑
Quarter ending March 2018	573	→
Variance since March 2017	36.1%	↑



ACTIVITY

Cumulative percentage of contracted UDA delivered 2017 & 2018



Month	Adjusted Scheduled Activity (UDA)	
	2017	2018
April	51	20
May	102	103
June	181	157
July	213	244
August	338	348
September	374	530
October	374	617
November	387	725
December	459	749
January	625	836
February	720	890
March	856	949
April	940	
May	942	
June	942	

QUALITY

	Quantity	Base Number	Contract	AT	Region	England
% of FP17s for the same patient ID Re-attending within 3 months - Children	46	682	6.7%	9.7%	11.6%	11.9%
% of FP17s for the same patient ID Re-attending within 3 months - Adults	3	15	20.0%	14.2%	15.4%	16.0%
% of FP17s for the same patient ID Re-attending between 3 & 9 months - Children	303	682	44.4%	61.1%	59.4%	58.3%
% of FP17s for the same patient ID Re-attending between 3 & 9 months - Adults	7	15	46.7%	52.6%	51.3%	50.3%
% of FP17s for Band 1 Urgent Courses	13	641	2.0%	7.2%	8.0%	9.1%
% of FP17s Relating to Free Repair or Replacements	0	641	0.0%	0.8%	0.8%	0.8%
% of FP17s Relating to Continuations	6	641	0.9%	1.1%	1.0%	1.0%
% of Patients satisfied with the dentistry they have received	1	1	N/A	91.9%	91.7%	91.5%
% of Patients satisfied with the time they had to wait for an appointment	1	1	N/A	86.8%	88.3%	87.9%

* This is based on patients treated on this contract for their most recent course of treatment. Figures in italics indicate the base number of FP17s or Patient Questionnaire responses are less than 100. N/A is shown where the base number of responses is less than 10 during the period. % is calculated as Quantity/Base number*100

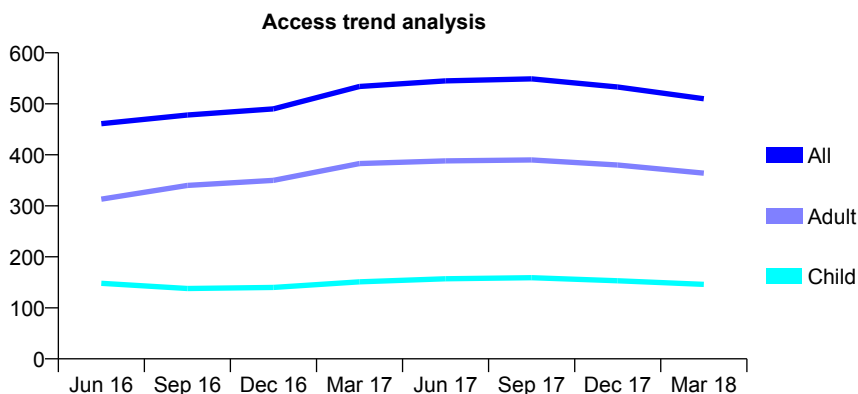
Q59 - Vital Signs At a Glance Contract Report for 566039/0004 - March 2018

Name or company name	MS AR LOCKYER
Contract type name	GDS Contract
Purpose of contract	General
Contract start date	01/04/2006
Contract end date	

17/18 Contracted general activity (UDA)	1,076
Carry forward general activity (UDA)	-25
17/18 Contracted orthodontic activity (UOA)	0
Carry forward orthodontic activity (UOA)	0
Baseline contract value	£26,330.02

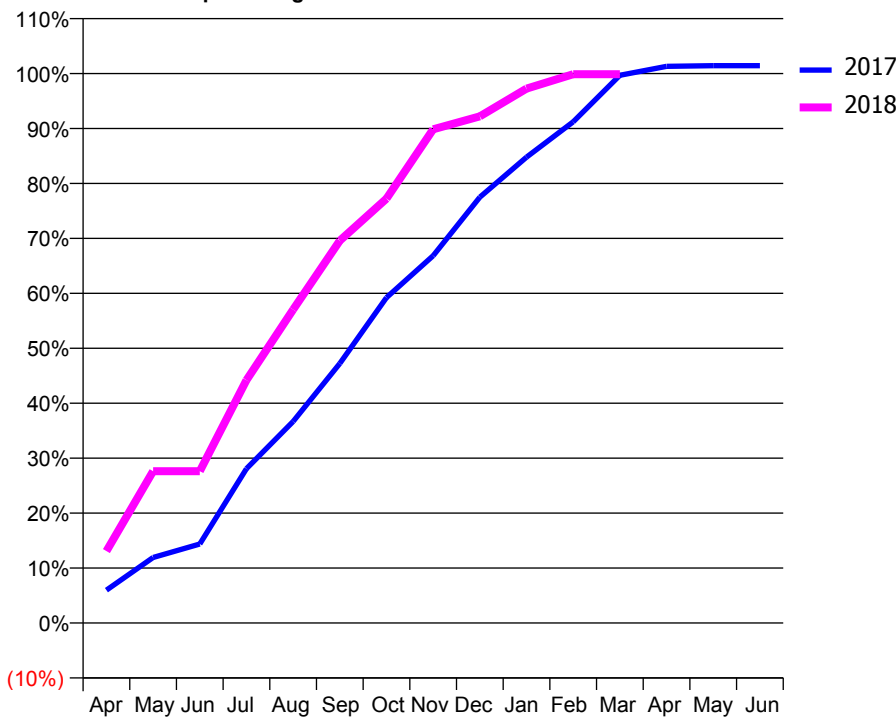
ACCESS*

Patients seen in 24 months	Total	Change since previous quarter
Quarter ending March 2017	534	
Quarter ending June 2017	545	↑
Quarter ending September 2017	549	→
Quarter ending December 2017	533	↓
Quarter ending March 2018	510	↓
Variance since March 2017	(4.5%)	↓



ACTIVITY

Cumulative percentage of contracted UDA delivered 2017 & 2018



Month	Adjusted Scheduled Activity (UDA)	
	2017	2018
April	103	141
May	206	297
June	248	297
July	485	476
August	633	614
September	815	749
October	1,022	831
November	1,154	967
December	1,337	992
January	1,463	1,046
February	1,574	1,075
March	1,720	1,075
April	1,749	
May	1,751	
June	1,751	

QUALITY

	Quantity	Base Number	Contract	AT	Region	England
% of FP17s for the same patient ID Re-attending within 3 months - Children	13	145	9.0%	9.7%	11.6%	11.9%
% of FP17s for the same patient ID Re-attending within 3 months - Adults	69	314	22.0%	14.2%	15.4%	16.0%
% of FP17s for the same patient ID Re-attending between 3 & 9 months - Children	60	145	41.4%	61.1%	59.4%	58.3%
% of FP17s for the same patient ID Re-attending between 3 & 9 months - Adults	90	314	28.7%	52.6%	51.3%	50.3%
% of FP17s for Band 1 Urgent Courses	39	445	8.8%	7.2%	8.0%	9.1%
% of FP17s Relating to Free Repair or Replacements	5	445	1.1%	0.8%	0.8%	0.8%
% of FP17s Relating to Continuations	11	445	2.5%	1.1%	1.0%	1.0%
% of Patients satisfied with the dentistry they have received	0	0	N/A	91.9%	91.7%	91.5%
% of Patients satisfied with the time they had to wait for an appointment	0	0	N/A	86.8%	88.3%	87.9%

* This is based on patients treated on this contract for their most recent course of treatment. Figures in italics indicate the base number of FP17s or Patient Questionnaire responses are less than 100. N/A is shown where the base number of responses is less than 10 during the period. % is calculated as Quantity/Base number*100

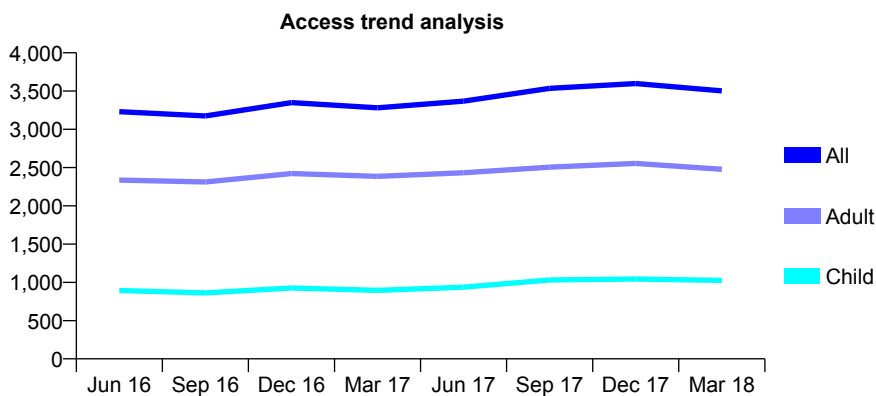
Q59 - Vital Signs At a Glance Contract Report for 570230/0002 - March 2018

Name or company name	MR RM ALLEN
Contract type name	GDS Contract
Purpose of contract	General and Orthodontic
Contract start date	01/04/2006
Contract end date	

17/18 Contracted general activity (UDA)	9,599
Carry forward general activity (UDA)	-155
17/18 Contracted orthodontic activity (UOA)	380
Carry forward orthodontic activity (UOA)	0
Baseline contract value	£276,165.46

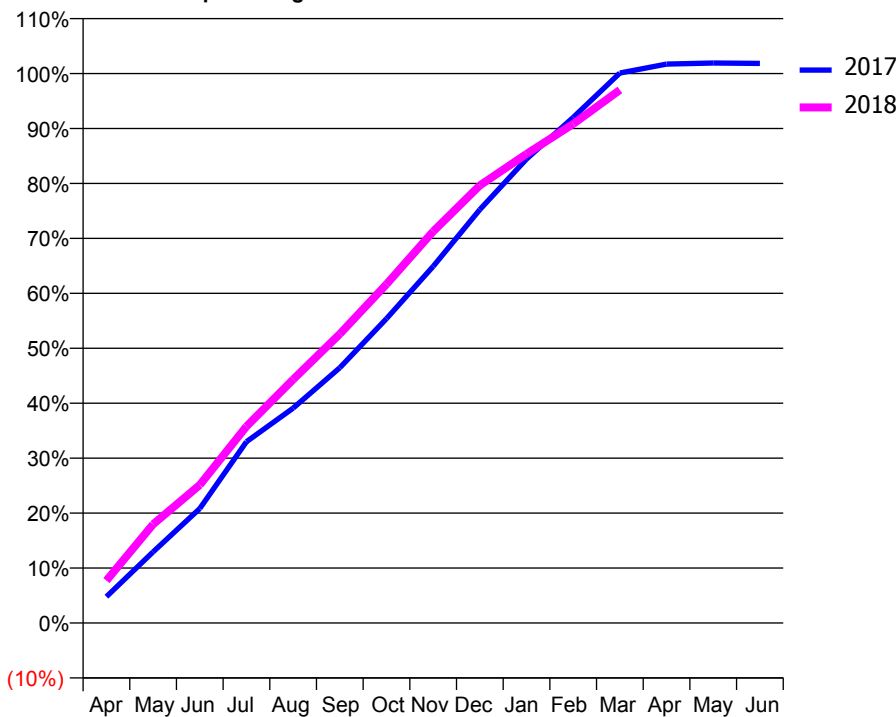
ACCESS*

Patients seen in 24 months	Total	Change since previous quarter
Quarter ending March 2017	3,281	
Quarter ending June 2017	3,369	↑
Quarter ending September 2017	3,536	↑
Quarter ending December 2017	3,599	→
Quarter ending March 2018	3,503	↓
Variance since March 2017	6.8%	↑



ACTIVITY

Cumulative percentage of contracted UDA delivered 2017 & 2018



Month	Adjusted Scheduled Activity (UDA)	
	2017	2018
April	420	741
May	1,135	1,724
June	1,827	2,413
July	2,891	3,434
August	3,428	4,255
September	4,071	5,048
October	4,855	5,918
November	5,688	6,841
December	6,595	7,644
January	7,401	8,194
February	8,064	8,717
March	8,773	9,311
April	8,915	
May	8,933	
June	8,927	

QUALITY

	Quantity	Base Number	Contract	AT	Region	England
% of FP17s for the same patient ID Re-attending within 3 months - Children	229	1,866	12.3%	9.7%	11.6%	11.9%
% of FP17s for the same patient ID Re-attending within 3 months - Adults	375	3,047	12.3%	14.2%	15.4%	16.0%
% of FP17s for the same patient ID Re-attending between 3 & 9 months - Children	1,123	1,866	60.2%	61.1%	59.4%	58.3%
% of FP17s for the same patient ID Re-attending between 3 & 9 months - Adults	1,369	3,047	44.9%	52.6%	51.3%	50.3%
% of FP17s for Band 1 Urgent Courses	418	4,790	8.7%	7.2%	8.0%	9.1%
% of FP17s Relating to Free Repair or Replacements	71	4,790	1.5%	0.8%	0.8%	0.8%
% of FP17s Relating to Continuations	0	4,790	0.0%	1.1%	1.0%	1.0%
% of Patients satisfied with the dentistry they have received	4	4	N/A	91.9%	91.7%	91.5%
% of Patients satisfied with the time they had to wait for an appointment	4	4	N/A	86.8%	88.3%	87.9%

* This is based on patients treated on this contract for their most recent course of treatment. Figures in italics indicate the base number of FP17s or Patient Questionnaire responses are less than 100. N/A is shown where the base number of responses is less than 10 during the period. % is calculated as Quantity/Base number*100

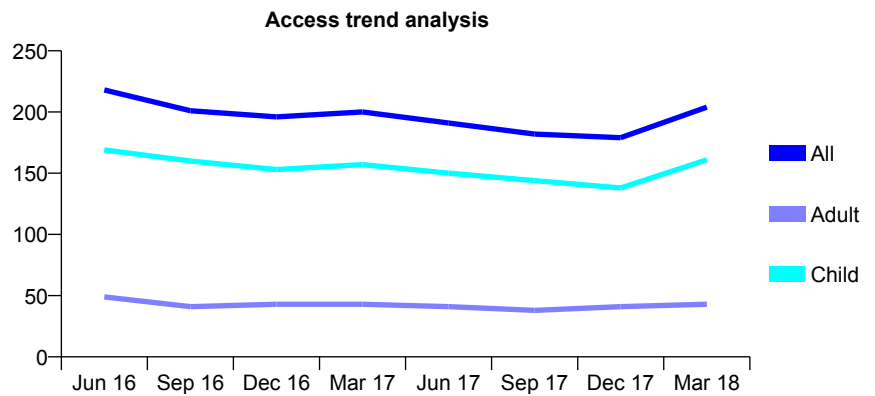
Q59 - Vital Signs At a Glance Contract Report for 572845/0001 - March 2018

Name or company name	MR PH WILLIAMS
Contract type name	GDS Contract
Purpose of contract	General
Contract start date	01/04/2006
Contract end date	

17/18 Contracted general activity (UDA)	386
Carry forward general activity (UDA)	-70
17/18 Contracted orthodontic activity (UOA)	0
Carry forward orthodontic activity (UOA)	0
Baseline contract value	£10,458.03

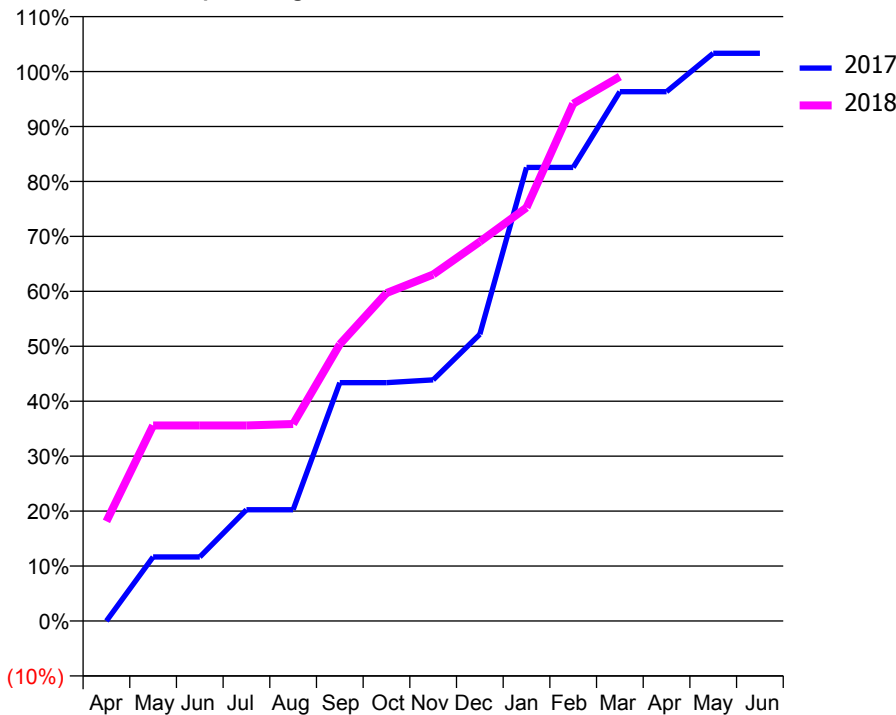
ACCESS*

Patients seen in 24 months	Total	Change since previous quarter
Quarter ending March 2017	200	
Quarter ending June 2017	191	↓
Quarter ending September 2017	182	↓
Quarter ending December 2017	179	↓
Quarter ending March 2018	204	↑
Variance since March 2017	2.0%	↑



ACTIVITY

Cumulative percentage of contracted UDA delivered 2017 & 2018



Month	Adjusted Scheduled Activity (UDA)	
	2017	2018
April	0	70
May	45	137
June	45	137
July	78	137
August	78	138
September	167	194
October	167	230
November	169	243
December	201	266
January	319	290
February	319	363
March	372	382
April	372	
May	399	
June	399	

QUALITY

	Quantity	Base Number	Contract	AT	Region	England
% of FP17s for the same patient ID Re-attending within 3 months - Children	5	230	2.2%	9.7%	11.6%	11.9%
% of FP17s for the same patient ID Re-attending within 3 months - Adults	10	60	16.7%	14.2%	15.4%	16.0%
% of FP17s for the same patient ID Re-attending between 3 & 9 months - Children	136	230	59.1%	61.1%	59.4%	58.3%
% of FP17s for the same patient ID Re-attending between 3 & 9 months - Adults	38	60	63.3%	52.6%	51.3%	50.3%
% of FP17s for Band 1 Urgent Courses	2	269	0.7%	7.2%	8.0%	9.1%
% of FP17s Relating to Free Repair or Replacements	0	269	0.0%	0.8%	0.8%	0.8%
% of FP17s Relating to Continuations	3	269	1.1%	1.1%	1.0%	1.0%
% of Patients satisfied with the dentistry they have received	0	0	N/A	91.9%	91.7%	91.5%
% of Patients satisfied with the time they had to wait for an appointment	0	0	N/A	86.8%	88.3%	87.9%

* This is based on patients treated on this contract for their most recent course of treatment. Figures in italics indicate the base number of FP17s or Patient Questionnaire responses are less than 100. N/A is shown where the base number of responses is less than 10 during the period. % is calculated as Quantity/Base number*100

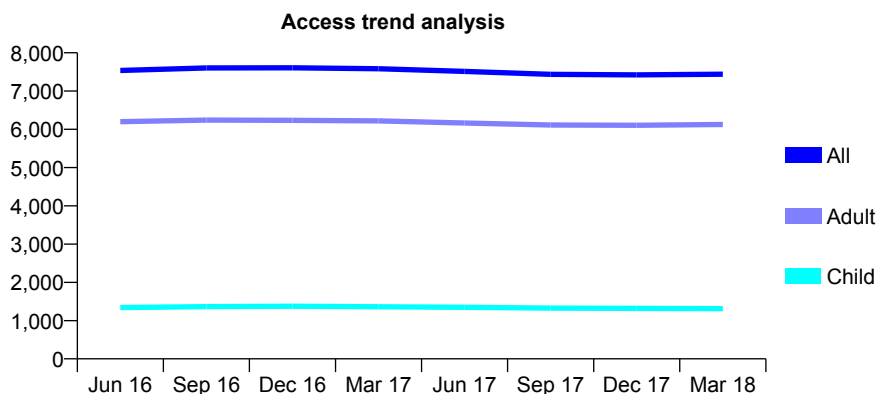
Q59 - Vital Signs At a Glance Contract Report for 573477/0001 - March 2018

Name or company name	MR TW POWELL
Contract type name	GDS Contract
Purpose of contract	General and Orthodontic
Contract start date	01/04/2006
Contract end date	

17/18 Contracted general activity (UDA)	23,922
Carry forward general activity (UDA)	0
17/18 Contracted orthodontic activity (UOA)	210
Carry forward orthodontic activity (UOA)	0
Baseline contract value	£601,399.01

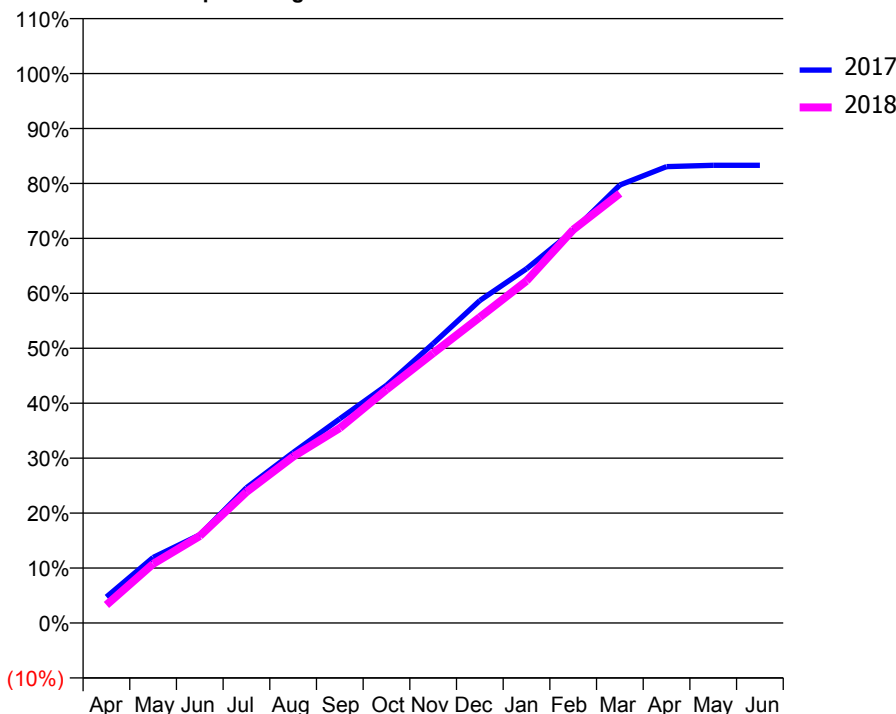
ACCESS*

Patients seen in 24 months	Total	Change since previous quarter
Quarter ending March 2017	7,582	
Quarter ending June 2017	7,513	→
Quarter ending September 2017	7,438	→
Quarter ending December 2017	7,423	→
Quarter ending March 2018	7,440	→
Variance since March 2017	(1.9%)	↓



ACTIVITY

Cumulative percentage of contracted UDA delivered 2017 & 2018



Month	Adjusted Scheduled Activity (UDA)	
	2017	2018
April	1,160	789
May	2,921	2,577
June	3,933	3,785
July	6,026	5,705
August	7,594	7,243
September	9,099	8,492
October	10,593	10,163
November	12,449	11,745
December	14,368	13,313
January	15,785	14,893
February	17,479	17,122
March	19,514	18,704
April	20,337	
May	20,395	
June	20,395	

QUALITY

	Quantity	Base Number	Contract	AT	Region	England
% of FP17s for the same patient ID Re-attending within 3 months - Children	142	1,719	8.3%	9.7%	11.6%	11.9%
% of FP17s for the same patient ID Re-attending within 3 months - Adults	2,168	8,540	25.4%	14.2%	15.4%	16.0%
% of FP17s for the same patient ID Re-attending between 3 & 9 months - Children	862	1,719	50.1%	61.1%	59.4%	58.3%
% of FP17s for the same patient ID Re-attending between 3 & 9 months - Adults	2,456	8,540	28.8%	52.6%	51.3%	50.3%
% of FP17s for Band 1 Urgent Courses	928	9,822	9.4%	7.2%	8.0%	9.1%
% of FP17s Relating to Free Repair or Replacements	501	9,822	5.1%	0.8%	0.8%	0.8%
% of FP17s Relating to Continuations	364	9,822	3.7%	1.1%	1.0%	1.0%
% of Patients satisfied with the dentistry they have received	17	19	89.5%	91.9%	91.7%	91.5%
% of Patients satisfied with the time they had to wait for an appointment	18	19	94.7%	86.8%	88.3%	87.9%

* This is based on patients treated on this contract for their most recent course of treatment. Figures in italics indicate the base number of FP17s or Patient Questionnaire responses are less than 100. N/A is shown where the base number of responses is less than 10 during the period. % is calculated as Quantity/Base number*100

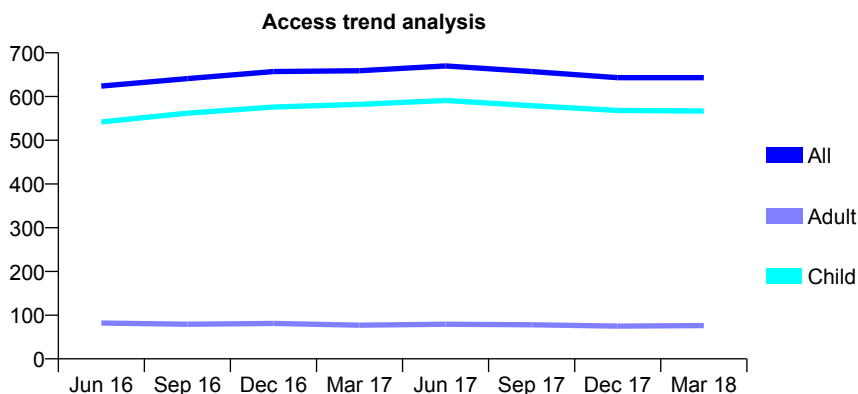
Q59 - Vital Signs At a Glance Contract Report for 575763/0001 - March 2018

Name or company name	MR GF CLARK
Contract type name	GDS Contract
Purpose of contract	General
Contract start date	01/04/2006
Contract end date	

17/18 Contracted general activity (UDA)	1,300
Carry forward general activity (UDA)	-26
17/18 Contracted orthodontic activity (UOA)	0
Carry forward orthodontic activity (UOA)	0
Baseline contract value	£29,885.68

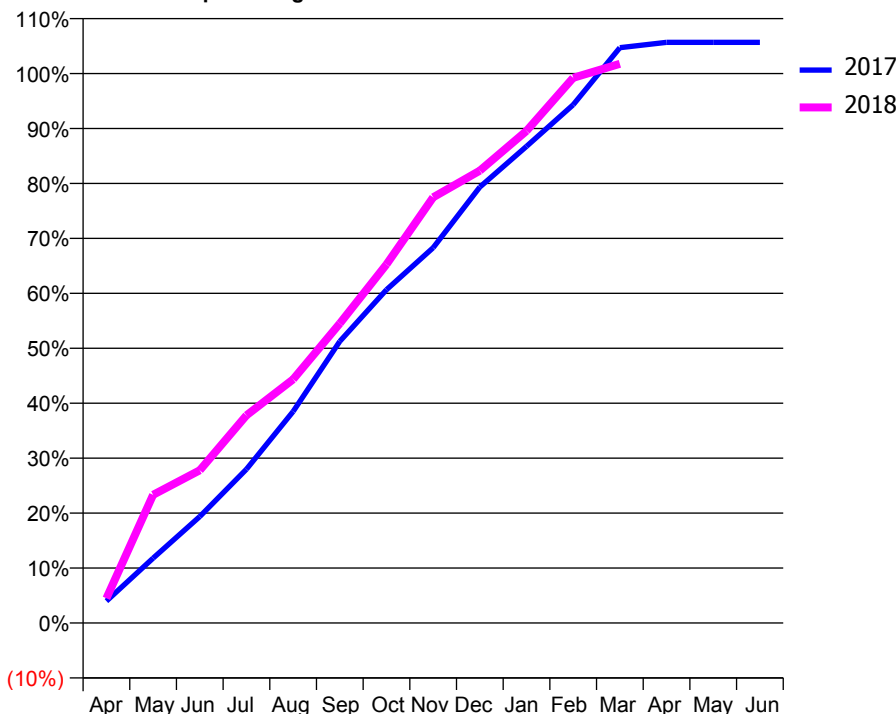
ACCESS*

Patients seen in 24 months	Total	Change since previous quarter
Quarter ending March 2017	659	
Quarter ending June 2017	670	→
Quarter ending September 2017	657	↓
Quarter ending December 2017	643	↓
Quarter ending March 2018	643	→
Variance since March 2017	(2.4%)	↓



ACTIVITY

Cumulative percentage of contracted UDA delivered 2017 & 2018



Month	Adjusted Scheduled Activity (UDA)	
	2017	2018
April	52	59
May	153	303
June	252	361
July	364	491
August	501	577
September	666	709
October	789	849
November	888	1,007
December	1,031	1,070
January	1,128	1,164
February	1,226	1,290
March	1,361	1,323
April	1,374	
May	1,374	
June	1,374	

QUALITY

	Quantity	Base Number	Contract	AT	Region	England
% of FP17s for the same patient ID Re-attending within 3 months - Children	49	897	5.5%	9.7%	11.6%	11.9%
% of FP17s for the same patient ID Re-attending within 3 months - Adults	2	36	5.6%	14.2%	15.4%	16.0%
% of FP17s for the same patient ID Re-attending between 3 & 9 months - Children	611	897	68.1%	61.1%	59.4%	58.3%
% of FP17s for the same patient ID Re-attending between 3 & 9 months - Adults	25	36	69.4%	52.6%	51.3%	50.3%
% of FP17s for Band 1 Urgent Courses	35	927	3.8%	7.2%	8.0%	9.1%
% of FP17s Relating to Free Repair or Replacements	0	927	0.0%	0.8%	0.8%	0.8%
% of FP17s Relating to Continuations	0	927	0.0%	1.1%	1.0%	1.0%
% of Patients satisfied with the dentistry they have received	0	0	N/A	91.9%	91.7%	91.5%
% of Patients satisfied with the time they had to wait for an appointment	0	0	N/A	86.8%	88.3%	87.9%

* This is based on patients treated on this contract for their most recent course of treatment. Figures in italics indicate the base number of FP17s or Patient Questionnaire responses are less than 100. N/A is shown where the base number of responses is less than 10 during the period. % is calculated as Quantity/Base number*100

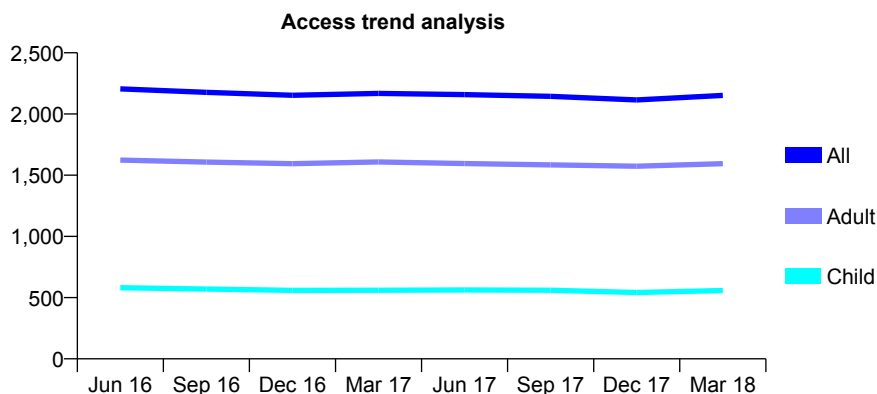
Q59 - Vital Signs At a Glance Contract Report for 620521/0001 - March 2018

Name or company name	MR RJ LAMBERT
Contract type name	GDS Contract
Purpose of contract	General
Contract start date	01/04/2006
Contract end date	

17/18 Contracted general activity (UDA)	5,900
Carry forward general activity (UDA)	-24
17/18 Contracted orthodontic activity (UOA)	0
Carry forward orthodontic activity (UOA)	0
Baseline contract value	£128,030.17

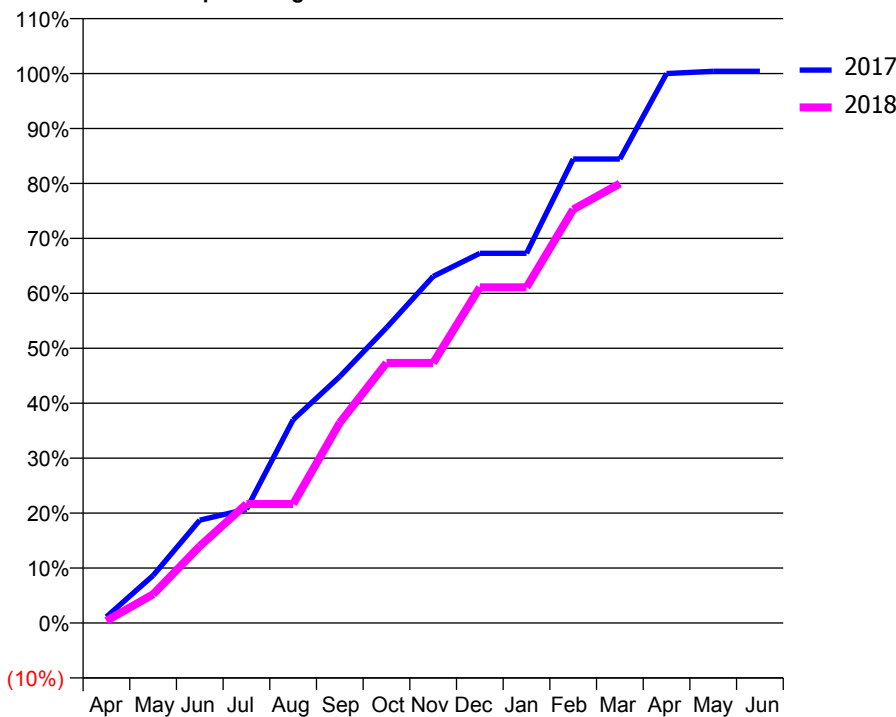
ACCESS*

Patients seen in 24 months	Total	Change since previous quarter
Quarter ending March 2017	2,168	
Quarter ending June 2017	2,158	→
Quarter ending September 2017	2,144	→
Quarter ending December 2017	2,115	↓
Quarter ending March 2018	2,152	→
Variance since March 2017	(0.7%)	→



ACTIVITY

Cumulative percentage of contracted UDA delivered 2017 & 2018



Month	Adjusted Scheduled Activity (UDA)	
	2017	2018
April	67	24
May	511	309
June	1,105	826
July	1,221	1,277
August	2,183	1,277
September	2,647	2,152
October	3,170	2,793
November	3,721	2,793
December	3,970	3,604
January	3,970	3,604
February	4,982	4,441
March	4,982	4,719
April	5,900	
May	5,924	
June	5,924	

QUALITY

	Quantity	Base Number	Contract	AT	Region	England
% of FP17s for the same patient ID Re-attending within 3 months - Children	55	1,121	4.9%	9.7%	11.6%	11.9%
% of FP17s for the same patient ID Re-attending within 3 months - Adults	270	2,537	10.6%	14.2%	15.4%	16.0%
% of FP17s for the same patient ID Re-attending between 3 & 9 months - Children	865	1,121	77.2%	61.1%	59.4%	58.3%
% of FP17s for the same patient ID Re-attending between 3 & 9 months - Adults	1,593	2,537	62.8%	52.6%	51.3%	50.3%
% of FP17s for Band 1 Urgent Courses	114	3,085	3.7%	7.2%	8.0%	9.1%
% of FP17s Relating to Free Repair or Replacements	16	3,085	0.5%	0.8%	0.8%	0.8%
% of FP17s Relating to Continuations	3	3,085	0.1%	1.1%	1.0%	1.0%
% of Patients satisfied with the dentistry they have received	8	8	N/A	91.9%	91.7%	91.5%
% of Patients satisfied with the time they had to wait for an appointment	8	8	N/A	86.8%	88.3%	87.9%

* This is based on patients treated on this contract for their most recent course of treatment. Figures in italics indicate the base number of FP17s or Patient Questionnaire responses are less than 100. N/A is shown where the base number of responses is less than 10 during the period. % is calculated as Quantity/Base number*100

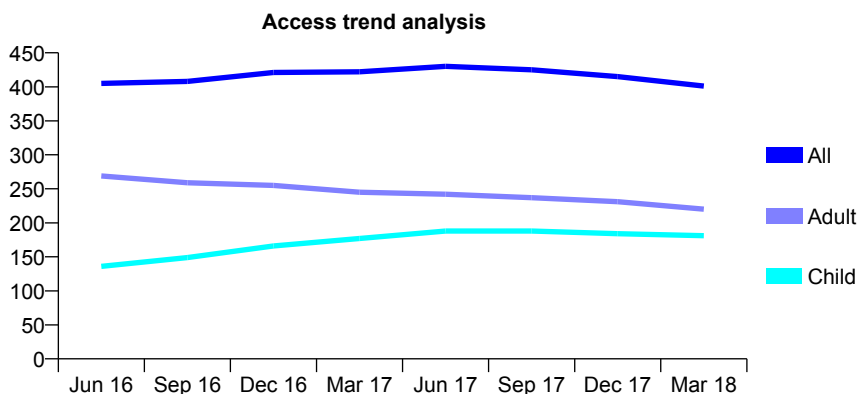
Q59 - Vital Signs At a Glance Contract Report for 628360/0002 - March 2018

Name or company name	MR R JETHWA
Contract type name	GDS Contract
Purpose of contract	General
Contract start date	03/03/2009
Contract end date	

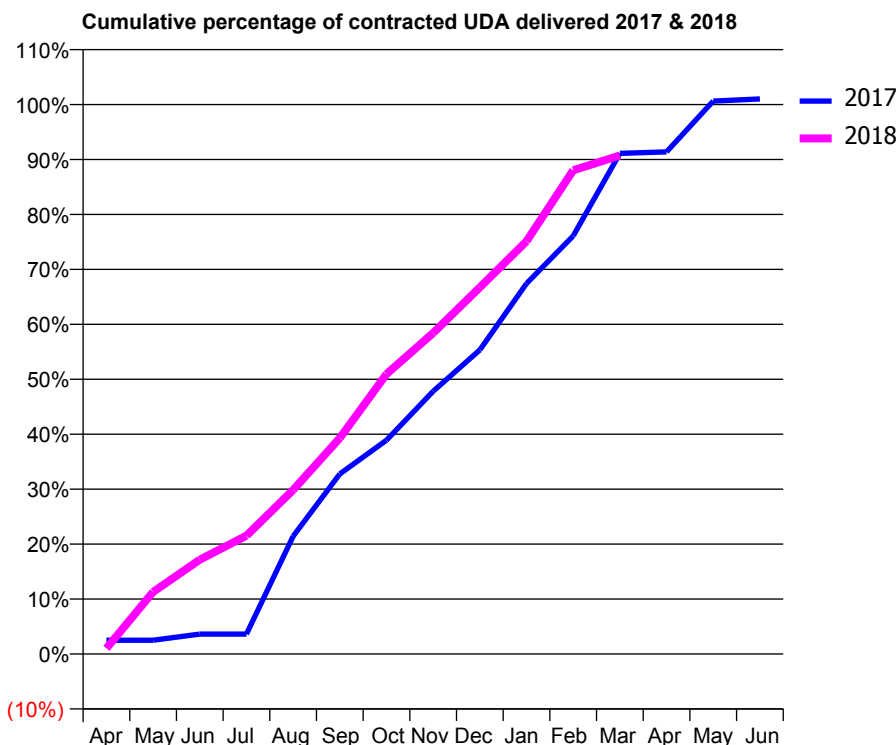
17/18 Contracted general activity (UDA)	1,072
Carry forward general activity (UDA)	-11
17/18 Contracted orthodontic activity (UOA)	0
Carry forward orthodontic activity (UOA)	0
Baseline contract value	£22,072.60

ACCESS*

Patients seen in 24 months	Total	Change since previous quarter
Quarter ending March 2017	422	
Quarter ending June 2017	430	→
Quarter ending September 2017	425	↓
Quarter ending December 2017	415	↓
Quarter ending March 2018	401	↓
Variance since March 2017	(5.0%)	↓



ACTIVITY



Month	Adjusted Scheduled Activity (UDA)	
	2017	2018
April	27	11
May	27	121
June	39	184
July	39	231
August	230	320
September	351	421
October	417	546
November	513	626
December	593	715
January	723	805
February	816	944
March	977	973
April	980	
May	1,079	
June	1,083	

QUALITY

	Quantity	Base Number	Contract	AT	Region	England
% of FP17s for the same patient ID Re-attending within 3 months - Children	25	252	9.9%	9.7%	11.6%	11.9%
% of FP17s for the same patient ID Re-attending within 3 months - Adults	33	260	12.7%	14.2%	15.4%	16.0%
% of FP17s for the same patient ID Re-attending between 3 & 9 months - Children	142	252	56.3%	61.1%	59.4%	58.3%
% of FP17s for the same patient ID Re-attending between 3 & 9 months - Adults	155	260	59.6%	52.6%	51.3%	50.3%
% of FP17s for Band 1 Urgent Courses	3	463	0.6%	7.2%	8.0%	9.1%
% of FP17s Relating to Free Repair or Replacements	10	463	2.2%	0.8%	0.8%	0.8%
% of FP17s Relating to Continuations	0	463	0.0%	1.1%	1.0%	1.0%
% of Patients satisfied with the dentistry they have received	0	0	N/A	91.9%	91.7%	91.5%
% of Patients satisfied with the time they had to wait for an appointment	0	0	N/A	86.8%	88.3%	87.9%

* This is based on patients treated on this contract for their most recent course of treatment. Figures in italics indicate the base number of FP17s or Patient Questionnaire responses are less than 100. N/A is shown where the base number of responses is less than 10 during the period. % is calculated as Quantity/Base number*100

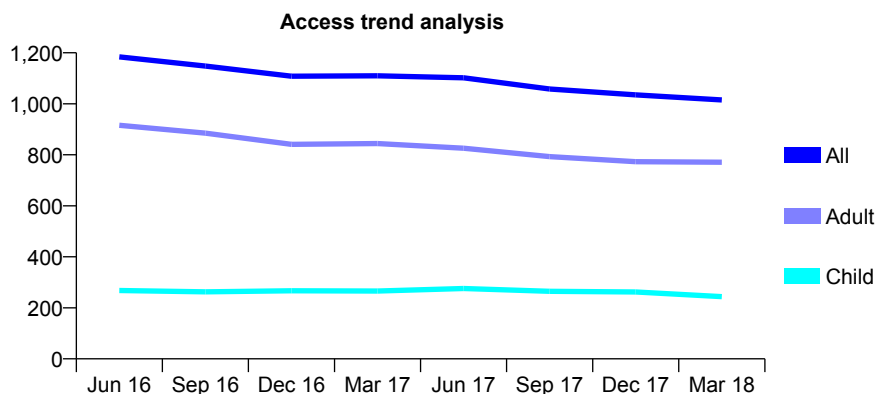
Q59 - Vital Signs At a Glance Contract Report for 628751/0002 - March 2018

Name or company name	MR JS SIAN
Contract type name	GDS Contract
Purpose of contract	General
Contract start date	02/06/2009
Contract end date	

17/18 Contracted general activity (UDA)	2,609
Carry forward general activity (UDA)	-42
17/18 Contracted orthodontic activity (UOA)	0
Carry forward orthodontic activity (UOA)	0
Baseline contract value	£65,498.80

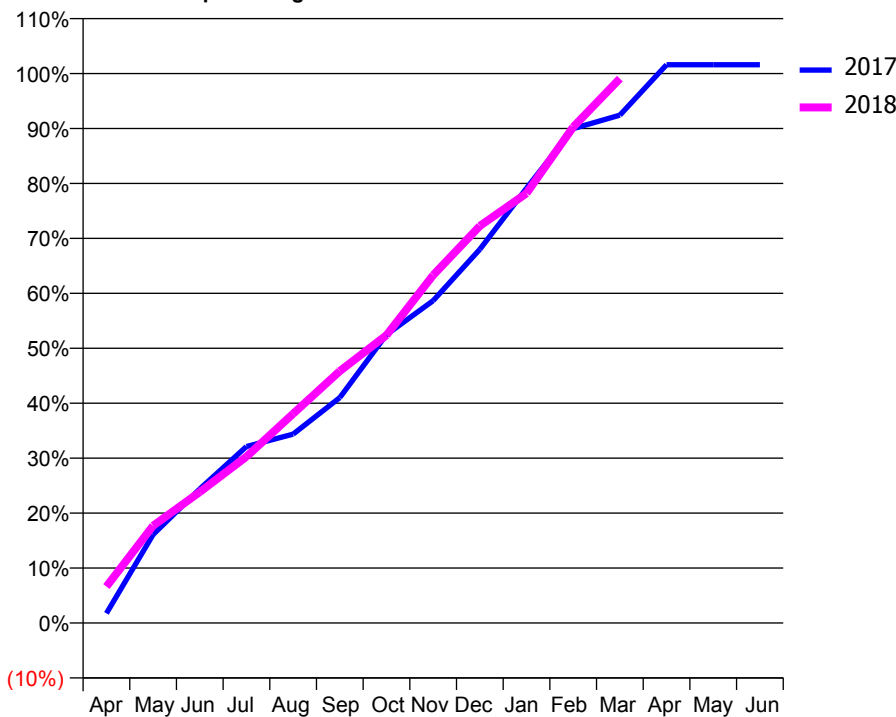
ACCESS*

Patients seen in 24 months	Total	Change since previous quarter
Quarter ending March 2017	1,110	
Quarter ending June 2017	1,102	→
Quarter ending September 2017	1,058	↓
Quarter ending December 2017	1,035	↓
Quarter ending March 2018	1,015	↓
Variance since March 2017	(8.6%)	↓



ACTIVITY

Cumulative percentage of contracted UDA delivered 2017 & 2018



Adjusted Scheduled Activity (UDA)

Month	2017	2018
April	46	173
May	420	462
June	637	622
July	838	790
August	897	993
September	1,070	1,197
October	1,369	1,367
November	1,531	1,652
December	1,774	1,885
January	2,064	2,040
February	2,347	2,355
March	2,411	2,585
April	2,651	
May	2,651	
June	2,651	

QUALITY

	Quantity	Base Number	Contract	AT	Region	England
% of FP17s for the same patient ID Re-attending within 3 months - Children	7	259	2.7%	9.7%	11.6%	11.9%
% of FP17s for the same patient ID Re-attending within 3 months - Adults	52	818	6.4%	14.2%	15.4%	16.0%
% of FP17s for the same patient ID Re-attending between 3 & 9 months - Children	121	259	46.7%	61.1%	59.4%	58.3%
% of FP17s for the same patient ID Re-attending between 3 & 9 months - Adults	311	818	38.0%	52.6%	51.3%	50.3%
% of FP17s for Band 1 Urgent Courses	34	1,025	3.3%	7.2%	8.0%	9.1%
% of FP17s Relating to Free Repair or Replacements	0	1,025	0.0%	0.8%	0.8%	0.8%
% of FP17s Relating to Continuations	7	1,025	0.7%	1.1%	1.0%	1.0%
% of Patients satisfied with the dentistry they have received	6	6	N/A	91.9%	91.7%	91.5%
% of Patients satisfied with the time they had to wait for an appointment	5	6	N/A	86.8%	88.3%	87.9%

* This is based on patients treated on this contract for their most recent course of treatment. Figures in italics indicate the base number of FP17s or Patient Questionnaire responses are less than 100. N/A is shown where the base number of responses is less than 10 during the period. % is calculated as Quantity/Base number*100

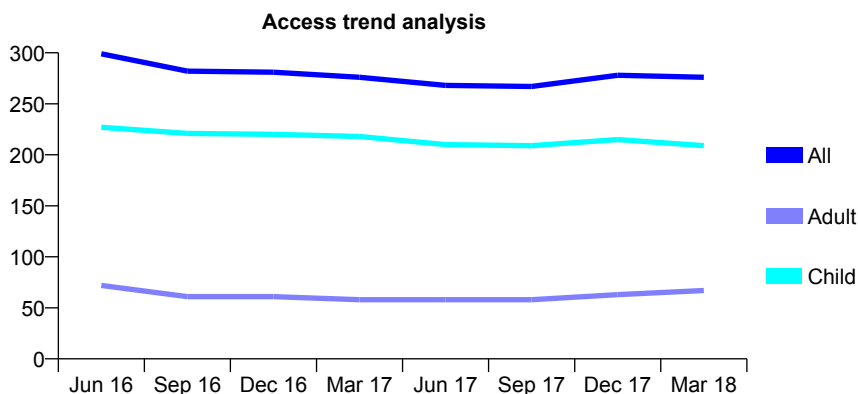
Q59 - Vital Signs At a Glance Contract Report for 630772/0001 - March 2018

Name or company name	C Storry, M Hamburger & R Sadler
Contract type name	GDS Contract
Purpose of contract	General
Contract start date	01/04/2006
Contract end date	

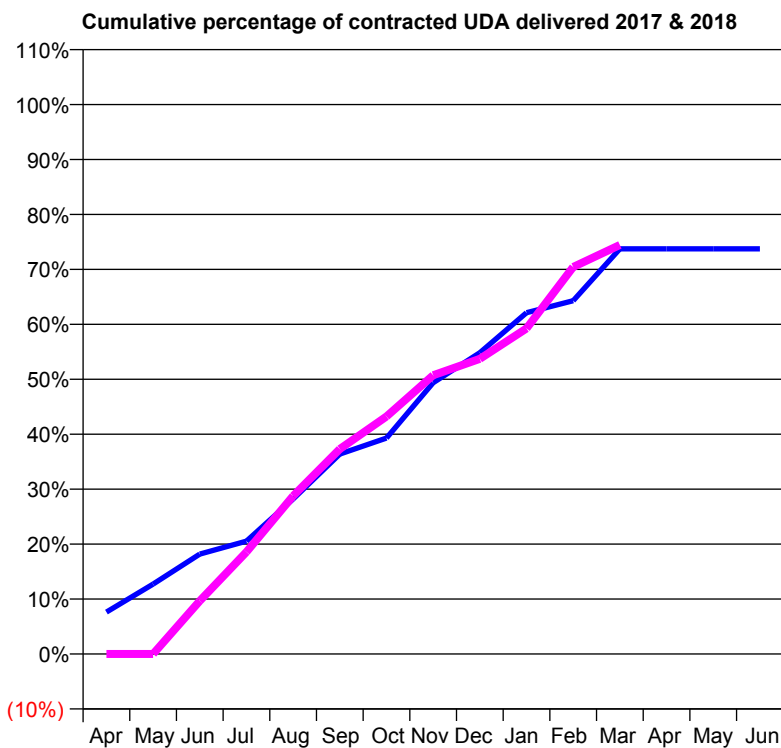
17/18 Contracted general activity (UDA)	550
Carry forward general activity (UDA)	0
17/18 Contracted orthodontic activity (UOA)	0
Carry forward orthodontic activity (UOA)	0
Baseline contract value	£12,269.54

ACCESS*

Patients seen in 24 months	Total	Change since previous quarter
Quarter ending March 2017	276	
Quarter ending June 2017	268	↓
Quarter ending September 2017	267	→
Quarter ending December 2017	278	↑
Quarter ending March 2018	276	→
Variance since March 2017	0.0%	→



ACTIVITY



Month	Adjusted Scheduled Activity (UDA)	
	2017	2018
April	42	0
May	70	0
June	100	53
July	113	102
August	155	158
September	200	205
October	216	238
November	272	279
December	302	295
January	342	326
February	354	387
March	406	409
April	406	
May	406	
June	406	

QUALITY

	Quantity	Base Number	Contract	AT	Region	England
% of FP17s for the same patient ID Re-attending within 3 months - Children	13	292	4.5%	9.7%	11.6%	11.9%
% of FP17s for the same patient ID Re-attending within 3 months - Adults	3	53	5.7%	14.2%	15.4%	16.0%
% of FP17s for the same patient ID Re-attending between 3 & 9 months - Children	152	292	52.1%	61.1%	59.4%	58.3%
% of FP17s for the same patient ID Re-attending between 3 & 9 months - Adults	23	53	43.4%	52.6%	51.3%	50.3%
% of FP17s for Band 1 Urgent Courses	11	345	3.2%	7.2%	8.0%	9.1%
% of FP17s Relating to Free Repair or Replacements	0	345	0.0%	0.8%	0.8%	0.8%
% of FP17s Relating to Continuations	0	345	0.0%	1.1%	1.0%	1.0%
% of Patients satisfied with the dentistry they have received	0	0	N/A	91.9%	91.7%	91.5%
% of Patients satisfied with the time they had to wait for an appointment	0	0	N/A	86.8%	88.3%	87.9%

* This is based on patients treated on this contract for their most recent course of treatment. Figures in italics indicate the base number of FP17s or Patient Questionnaire responses are less than 100. N/A is shown where the base number of responses is less than 10 during the period. % is calculated as Quantity/Base number*100

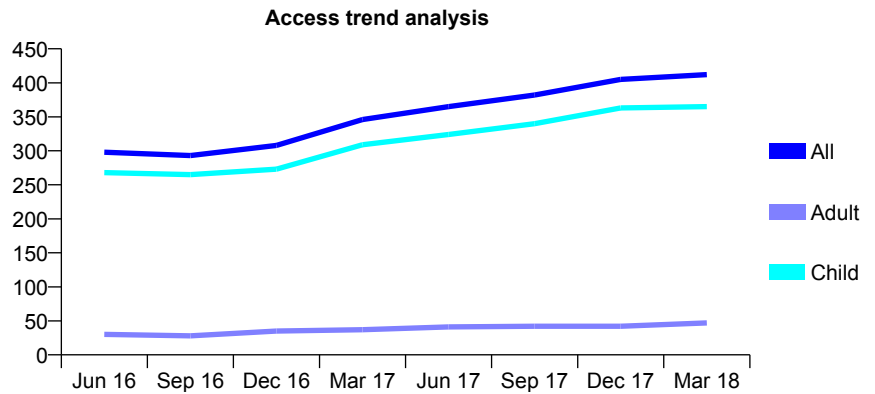
Q59 - Vital Signs At a Glance Contract Report for 651761/0001 - March 2018

Name or company name	Mr S Kotecha and Mrs L Kotecha
Contract type name	GDS Contract
Purpose of contract	General
Contract start date	01/04/2006
Contract end date	

17/18 Contracted general activity (UDA)	796
Carry forward general activity (UDA)	-16
17/18 Contracted orthodontic activity (UOA)	0
Carry forward orthodontic activity (UOA)	0
Baseline contract value	£19,940.85

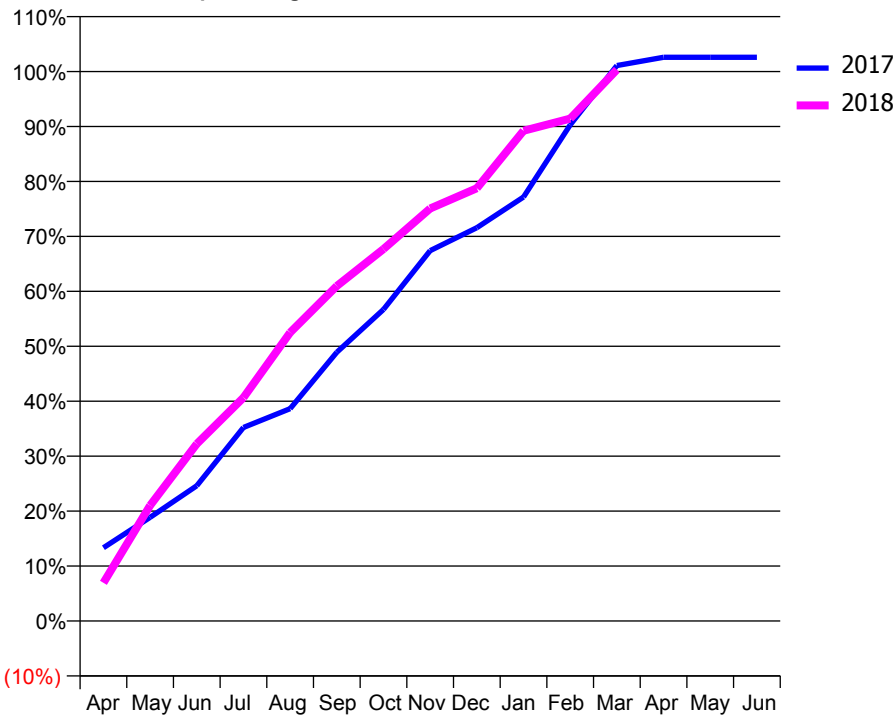
ACCESS*

Patients seen in 24 months	Total	Change since previous quarter
Quarter ending March 2017	346	
Quarter ending June 2017	365	↑
Quarter ending September 2017	382	↑
Quarter ending December 2017	405	↑
Quarter ending March 2018	412	→
Variance since March 2017	19.1%	↑



ACTIVITY

Cumulative percentage of contracted UDA delivered 2017 & 2018



Month	Adjusted Scheduled Activity (UDA)	
	2017	2018
April	106	55
May	150	167
June	196	257
July	280	324
August	308	418
September	389	485
October	451	539
November	537	598
December	570	627
January	614	710
February	719	728
March	805	799
April	817	
May	817	
June	817	

QUALITY

	Quantity	Base Number	Contract	AT	Region	England
% of FP17s for the same patient ID Re-attending within 3 months - Children	38	595	6.4%	9.7%	11.6%	11.9%
% of FP17s for the same patient ID Re-attending within 3 months - Adults	3	29	10.3%	14.2%	15.4%	16.0%
% of FP17s for the same patient ID Re-attending between 3 & 9 months - Children	398	595	66.9%	61.1%	59.4%	58.3%
% of FP17s for the same patient ID Re-attending between 3 & 9 months - Adults	21	29	72.4%	52.6%	51.3%	50.3%
% of FP17s for Band 1 Urgent Courses	23	613	3.8%	7.2%	8.0%	9.1%
% of FP17s Relating to Free Repair or Replacements	0	613	0.0%	0.8%	0.8%	0.8%
% of FP17s Relating to Continuations	0	613	0.0%	1.1%	1.0%	1.0%
% of Patients satisfied with the dentistry they have received	0	0	N/A	91.9%	91.7%	91.5%
% of Patients satisfied with the time they had to wait for an appointment	0	0	N/A	86.8%	88.3%	87.9%

* This is based on patients treated on this contract for their most recent course of treatment. Figures in italics indicate the base number of FP17s or Patient Questionnaire responses are less than 100. N/A is shown where the base number of responses is less than 10 during the period. % is calculated as Quantity/Base number*100

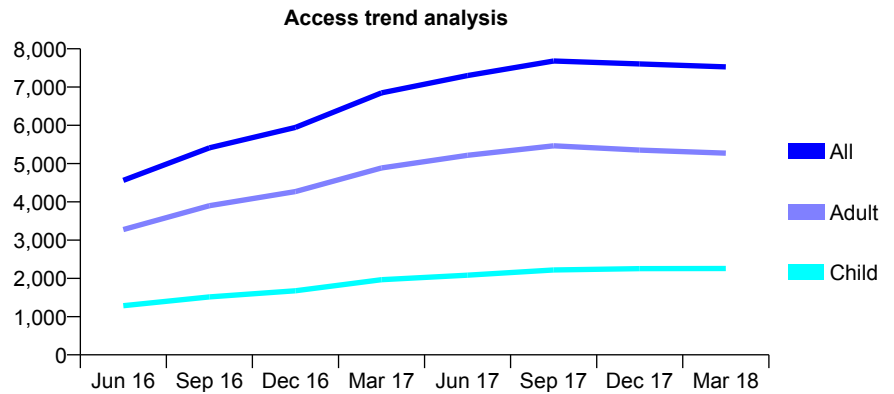
Q59 - Vital Signs At a Glance Contract Report for 654353/0002 - March 2018

Name or company name	MR S CHANDARANA
Contract type name	GDS Contract
Purpose of contract	General
Contract start date	01/10/2015
Contract end date	

17/18 Contracted general activity (UDA)	24,983
Carry forward general activity (UDA)	0
17/18 Contracted orthodontic activity (UOA)	0
Carry forward orthodontic activity (UOA)	0
Baseline contract value	£597,346.16

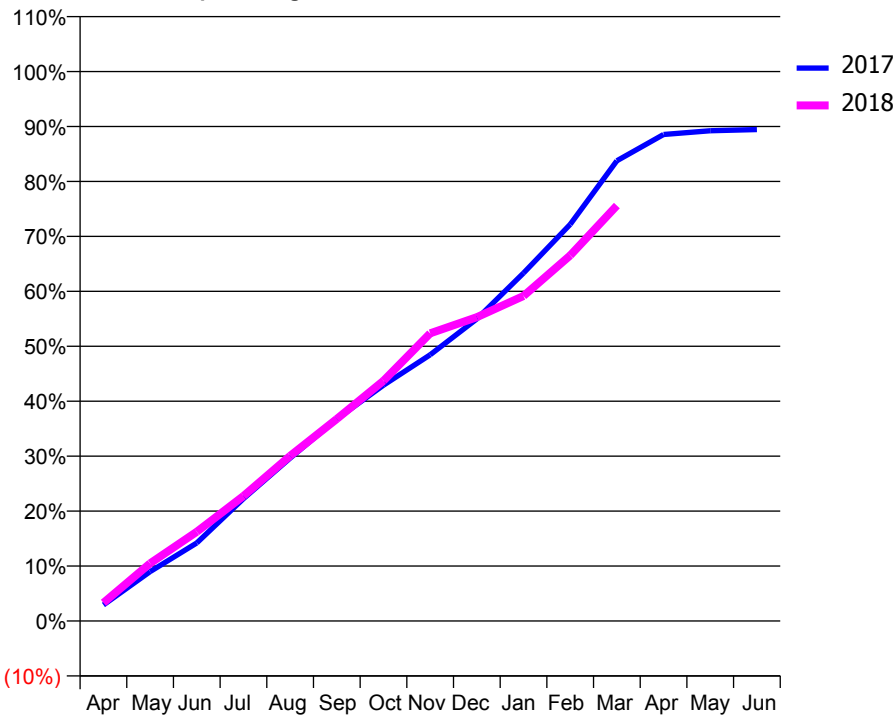
ACCESS*

Patients seen in 24 months	Total	Change since previous quarter
Quarter ending March 2017	6,849	
Quarter ending June 2017	7,302	↑
Quarter ending September 2017	7,682	↑
Quarter ending December 2017	7,606	→
Quarter ending March 2018	7,528	↓
Variance since March 2017	9.9%	↑



ACTIVITY

Cumulative percentage of contracted UDA delivered 2017 & 2018



Month	Adjusted Scheduled Activity (UDA)	
	2017	2018
April	729	830
May	2,248	2,623
June	3,550	4,058
July	5,561	5,684
August	7,406	7,506
September	9,183	9,190
October	10,719	10,919
November	12,103	13,083
December	13,732	13,811
January	15,819	14,778
February	18,032	16,618
March	20,925	18,887
April	22,118	
May	22,288	
June	22,345	

QUALITY

	Quantity	Base Number	Contract	AT	Region	England
% of FP17s for the same patient ID Re-attending within 3 months - Children	214	2,725	7.9%	9.7%	11.6%	11.9%
% of FP17s for the same patient ID Re-attending within 3 months - Adults	711	6,096	11.7%	14.2%	15.4%	16.0%
% of FP17s for the same patient ID Re-attending between 3 & 9 months - Children	1,218	2,725	44.7%	61.1%	59.4%	58.3%
% of FP17s for the same patient ID Re-attending between 3 & 9 months - Adults	2,613	6,096	42.9%	52.6%	51.3%	50.3%
% of FP17s for Band 1 Urgent Courses	617	8,322	7.4%	7.2%	8.0%	9.1%
% of FP17s Relating to Free Repair or Replacements	23	8,322	0.3%	0.8%	0.8%	0.8%
% of FP17s Relating to Continuations	93	8,322	1.1%	1.1%	1.0%	1.0%
% of Patients satisfied with the dentistry they have received	9	10	90.0%	91.9%	91.7%	91.5%
% of Patients satisfied with the time they had to wait for an appointment	8	10	80.0%	86.8%	88.3%	87.9%

* This is based on patients treated on this contract for their most recent course of treatment. Figures in italics indicate the base number of FP17s or Patient Questionnaire responses are less than 100. N/A is shown where the base number of responses is less than 10 during the period. % is calculated as Quantity/Base number*100

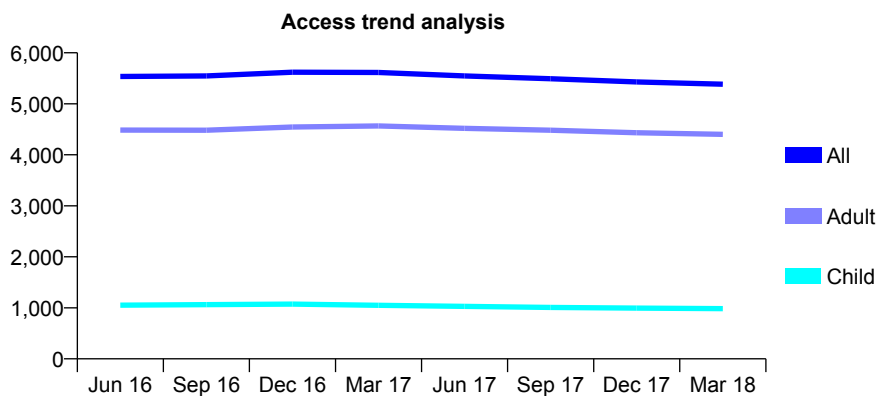
Q59 - Vital Signs At a Glance Contract Report for 678414/0001 - March 2018

Name or company name	MR RN HARTZENBERG
Contract type name	GDS Contract
Purpose of contract	General
Contract start date	01/04/2006
Contract end date	

17/18 Contracted general activity (UDA)	20,000
Carry forward general activity (UDA)	-41
17/18 Contracted orthodontic activity (UOA)	0
Carry forward orthodontic activity (UOA)	0
Baseline contract value	£541,973.66

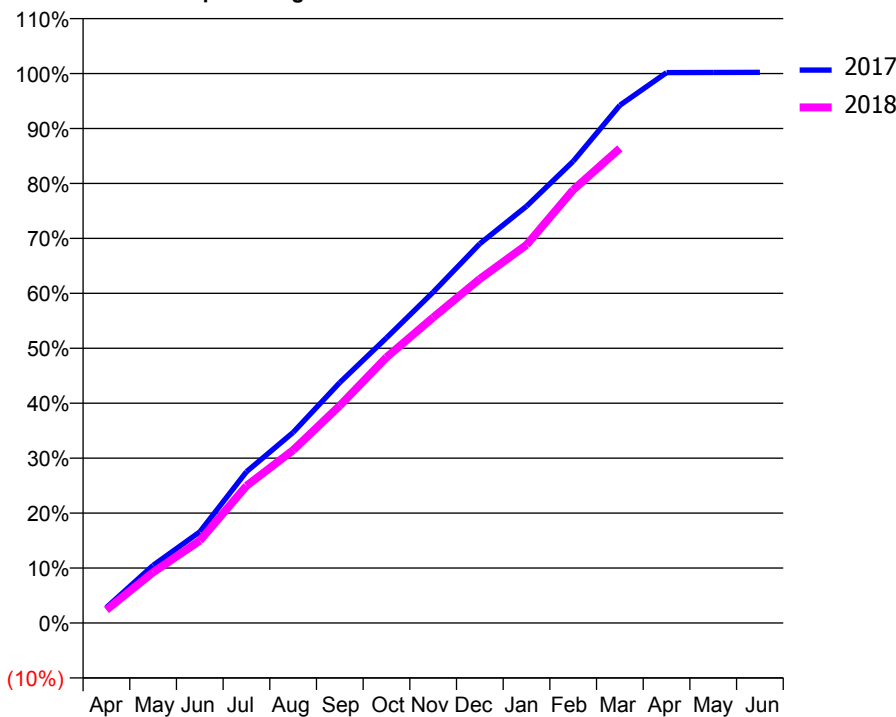
ACCESS*

Patients seen in 24 months	Total	Change since previous quarter
Quarter ending March 2017	5,614	
Quarter ending June 2017	5,547	↓
Quarter ending September 2017	5,491	↓
Quarter ending December 2017	5,429	↓
Quarter ending March 2018	5,384	→
Variance since March 2017	(4.1%)	↓



ACTIVITY

Cumulative percentage of contracted UDA delivered 2017 & 2018



QUALITY

	Quantity	Base Number	Contract	AT	Region	England
% of FP17s for the same patient ID Re-attending within 3 months - Children	152	1,599	9.5%	9.7%	11.6%	11.9%
% of FP17s for the same patient ID Re-attending within 3 months - Adults	1,519	7,324	20.7%	14.2%	15.4%	16.0%
% of FP17s for the same patient ID Re-attending between 3 & 9 months - Children	1,051	1,599	65.7%	61.1%	59.4%	58.3%
% of FP17s for the same patient ID Re-attending between 3 & 9 months - Adults	4,267	7,324	58.3%	52.6%	51.3%	50.3%
% of FP17s for Band 1 Urgent Courses	938	8,575	10.9%	7.2%	8.0%	9.1%
% of FP17s Relating to Free Repair or Replacements	79	8,575	0.9%	0.8%	0.8%	0.8%
% of FP17s Relating to Continuations	346	8,575	4.0%	1.1%	1.0%	1.0%
% of Patients satisfied with the dentistry they have received	11	11	100.0%	91.9%	91.7%	91.5%
% of Patients satisfied with the time they had to wait for an appointment	10	11	90.9%	86.8%	88.3%	87.9%

* This is based on patients treated on this contract for their most recent course of treatment. Figures in italics indicate the base number of FP17s or Patient Questionnaire responses are less than 100. N/A is shown where the base number of responses is less than 10 during the period. % is calculated as Quantity/Base number*100

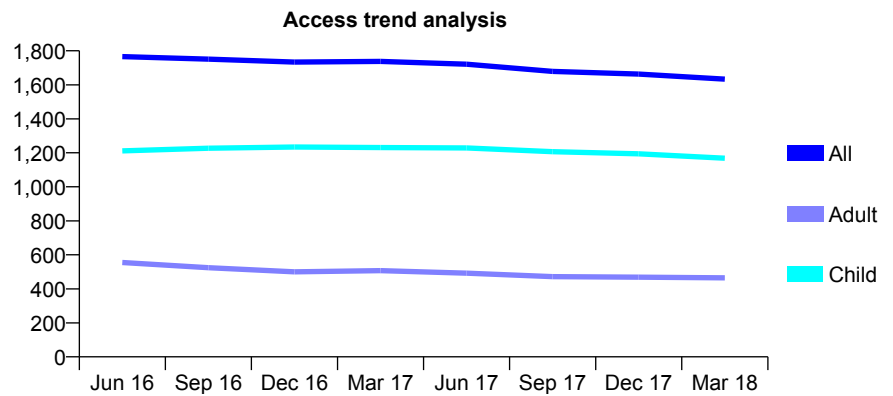
Q59 - Vital Signs At a Glance Contract Report for 684619/0003 - March 2018

Name or company name	MR A CHAMPANERI
Contract type name	GDS Contract
Purpose of contract	General
Contract start date	01/04/2009
Contract end date	

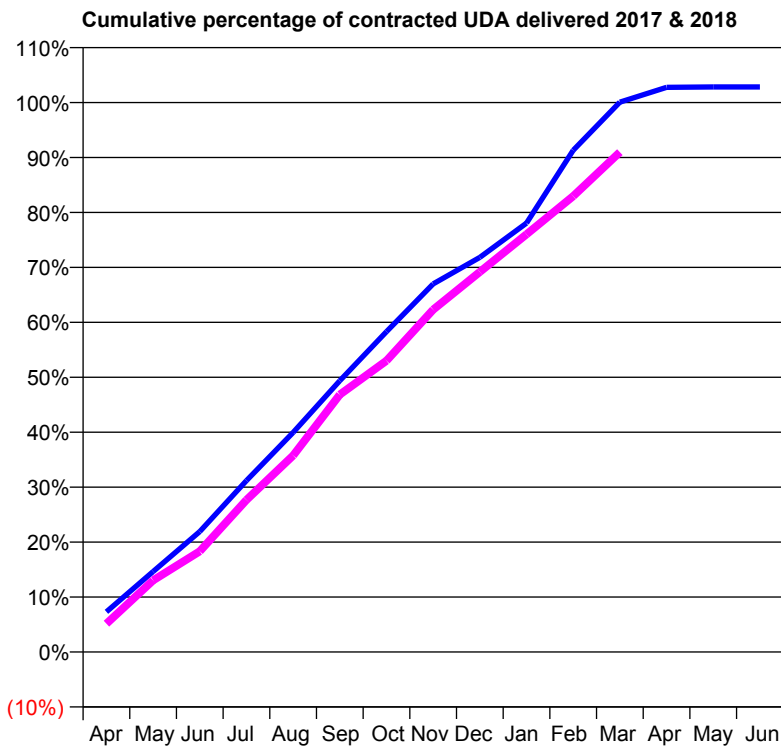
17/18 Contracted general activity (UDA)	3,000
Carry forward general activity (UDA)	-60
17/18 Contracted orthodontic activity (UOA)	0
Carry forward orthodontic activity (UOA)	0
Baseline contract value	£68,774.16

ACCESS*

Patients seen in 24 months	Total	Change since previous quarter
Quarter ending March 2017	1,738	
Quarter ending June 2017	1,721	→
Quarter ending September 2017	1,679	↓
Quarter ending December 2017	1,663	→
Quarter ending March 2018	1,633	↓
Variance since March 2017	(6.0%)	↓



ACTIVITY



Month	Adjusted Scheduled Activity (UDA)	
	2017	2018
April	220	154
May	440	391
June	658	550
July	936	830
August	1,199	1,073
September	1,481	1,405
October	1,749	1,591
November	2,010	1,869
December	2,155	2,075
January	2,342	2,280
February	2,739	2,489
March	3,002	2,729
April	3,083	
May	3,085	
June	3,085	

QUALITY

	Quantity	Base Number	Contract	AT	Region	England
% of FP17s for the same patient ID Re-attending within 3 months - Children	109	1,729	6.3%	9.7%	11.6%	11.9%
% of FP17s for the same patient ID Re-attending within 3 months - Adults	110	510	21.6%	14.2%	15.4%	16.0%
% of FP17s for the same patient ID Re-attending between 3 & 9 months - Children	1,249	1,729	72.2%	61.1%	59.4%	58.3%
% of FP17s for the same patient ID Re-attending between 3 & 9 months - Adults	230	510	45.1%	52.6%	51.3%	50.3%
% of FP17s for Band 1 Urgent Courses	63	1,589	4.0%	7.2%	8.0%	9.1%
% of FP17s Relating to Free Repair or Replacements	0	1,589	0.0%	0.8%	0.8%	0.8%
% of FP17s Relating to Continuations	3	1,589	0.2%	1.1%	1.0%	1.0%
% of Patients satisfied with the dentistry they have received	0	0	N/A	91.9%	91.7%	91.5%
% of Patients satisfied with the time they had to wait for an appointment	0	0	N/A	86.8%	88.3%	87.9%

* This is based on patients treated on this contract for their most recent course of treatment. Figures in italics indicate the base number of FP17s or Patient Questionnaire responses are less than 100. N/A is shown where the base number of responses is less than 10 during the period. % is calculated as Quantity/Base number*100

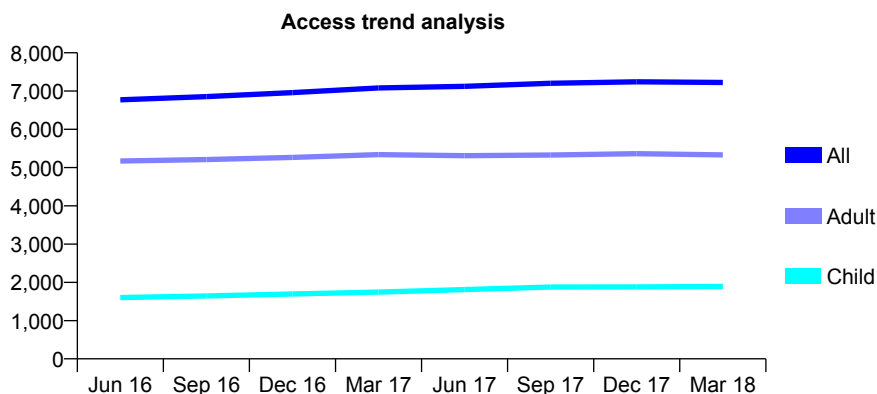
Q59 - Vital Signs At a Glance Contract Report for 690732/0001 - March 2018

Name or company name	MR B PARMAR
Contract type name	GDS Contract
Purpose of contract	General
Contract start date	01/02/2014
Contract end date	

17/18 Contracted general activity (UDA)	18,170
Carry forward general activity (UDA)	-299
17/18 Contracted orthodontic activity (UOA)	0
Carry forward orthodontic activity (UOA)	0
Baseline contract value	£399,528.03

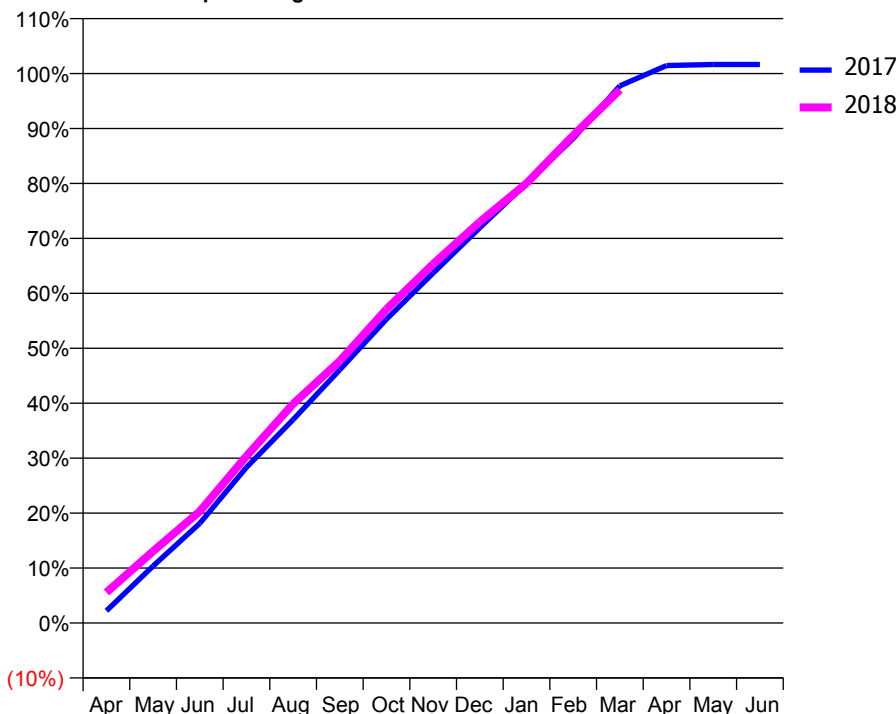
ACCESS*

Patients seen in 24 months	Total	Change since previous quarter
Quarter ending March 2017	7,082	
Quarter ending June 2017	7,122	→
Quarter ending September 2017	7,205	→
Quarter ending December 2017	7,241	→
Quarter ending March 2018	7,223	→
Variance since March 2017	2.0%	→



ACTIVITY

Cumulative percentage of contracted UDA delivered 2017 & 2018



Month	Adjusted Scheduled Activity (UDA)	
	2017	2018
April	404	1,011
May	1,886	2,374
June	3,297	3,692
July	5,149	5,519
August	6,728	7,248
September	8,377	8,669
October	10,048	10,379
November	11,570	11,872
December	13,072	13,267
January	14,540	14,540
February	16,021	16,123
March	17,765	17,629
April	18,433	
May	18,468	
June	18,469	

QUALITY

	Quantity	Base Number	Contract	AT	Region	England
% of FP17s for the same patient ID Re-attending within 3 months - Children	100	2,216	4.5%	9.7%	11.6%	11.9%
% of FP17s for the same patient ID Re-attending within 3 months - Adults	475	5,911	8.0%	14.2%	15.4%	16.0%
% of FP17s for the same patient ID Re-attending between 3 & 9 months - Children	880	2,216	39.7%	61.1%	59.4%	58.3%
% of FP17s for the same patient ID Re-attending between 3 & 9 months - Adults	2,204	5,911	37.3%	52.6%	51.3%	50.3%
% of FP17s for Band 1 Urgent Courses	324	7,817	4.1%	7.2%	8.0%	9.1%
% of FP17s Relating to Free Repair or Replacements	89	7,817	1.1%	0.8%	0.8%	0.8%
% of FP17s Relating to Continuations	65	7,817	0.8%	1.1%	1.0%	1.0%
% of Patients satisfied with the dentistry they have received	7	7	N/A	91.9%	91.7%	91.5%
% of Patients satisfied with the time they had to wait for an appointment	6	7	N/A	86.8%	88.3%	87.9%

* This is based on patients treated on this contract for their most recent course of treatment. Figures in italics indicate the base number of FP17s or Patient Questionnaire responses are less than 100. N/A is shown where the base number of responses is less than 10 during the period. % is calculated as Quantity/Base number*100

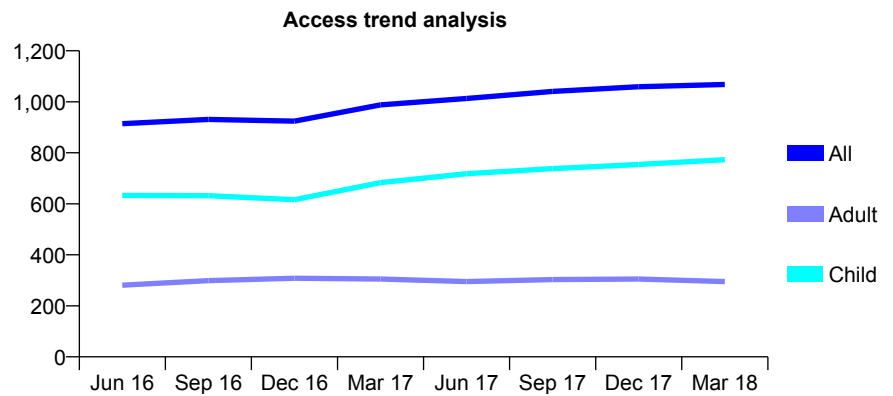
Q59 - Vital Signs At a Glance Contract Report for 690899/0001 - March 2018

Name or company name	MR A MOOSAJEE
Contract type name	GDS Contract
Purpose of contract	General
Contract start date	03/09/2014
Contract end date	

17/18 Contracted general activity (UDA)	2,819
Carry forward general activity (UDA)	0
17/18 Contracted orthodontic activity (UOA)	0
Carry forward orthodontic activity (UOA)	0
Baseline contract value	£61,376.70

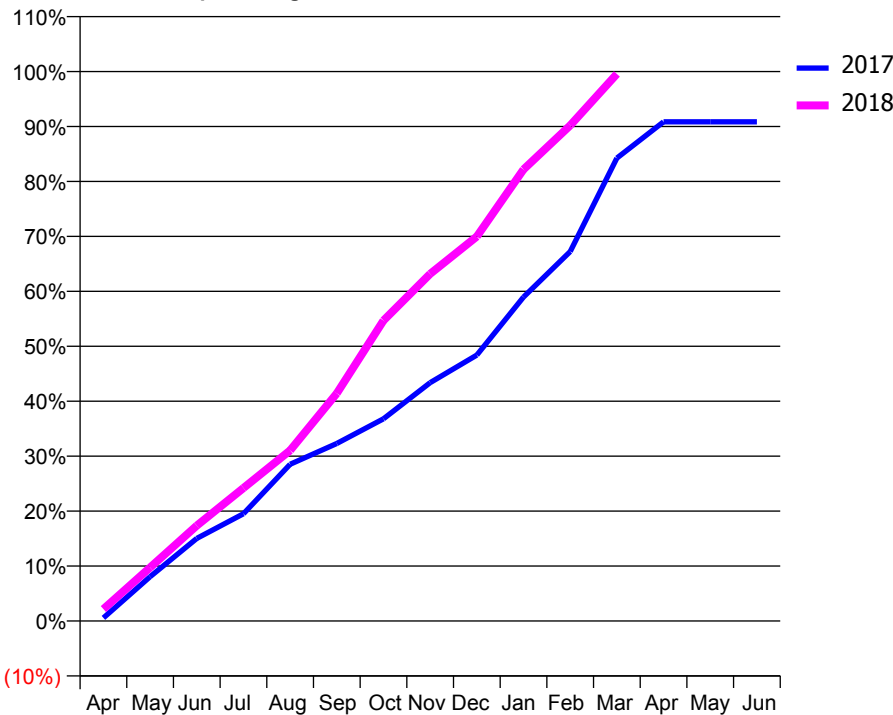
ACCESS*

Patients seen in 24 months	Total	Change since previous quarter
Quarter ending March 2017	988	
Quarter ending June 2017	1,013	↑
Quarter ending September 2017	1,041	↑
Quarter ending December 2017	1,059	→
Quarter ending March 2018	1,068	→
Variance since March 2017	8.1%	↑



ACTIVITY

Cumulative percentage of contracted UDA delivered 2017 & 2018



Month	Adjusted Scheduled Activity (UDA)	
	2017	2018
April	16	61
May	228	275
June	424	490
July	550	683
August	804	876
September	911	1,168
October	1,037	1,542
November	1,223	1,781
December	1,365	1,973
January	1,662	2,317
February	1,895	2,542
March	2,375	2,807
April	2,561	
May	2,561	
June	2,561	

QUALITY

	Quantity	Base Number	Contract	AT	Region	England
% of FP17s for the same patient ID Re-attending within 3 months - Children	123	1,236	10.0%	9.7%	11.6%	11.9%
% of FP17s for the same patient ID Re-attending within 3 months - Adults	74	355	20.8%	14.2%	15.4%	16.0%
% of FP17s for the same patient ID Re-attending between 3 & 9 months - Children	628	1,236	50.8%	61.1%	59.4%	58.3%
% of FP17s for the same patient ID Re-attending between 3 & 9 months - Adults	166	355	46.8%	52.6%	51.3%	50.3%
% of FP17s for Band 1 Urgent Courses	64	1,490	4.3%	7.2%	8.0%	9.1%
% of FP17s Relating to Free Repair or Replacements	0	1,490	0.0%	0.8%	0.8%	0.8%
% of FP17s Relating to Continuations	0	1,490	0.0%	1.1%	1.0%	1.0%
% of Patients satisfied with the dentistry they have received	0	1	N/A	91.9%	91.7%	91.5%
% of Patients satisfied with the time they had to wait for an appointment	0	1	N/A	86.8%	88.3%	87.9%

* This is based on patients treated on this contract for their most recent course of treatment. Figures in italics indicate the base number of FP17s or Patient Questionnaire responses are less than 100. N/A is shown where the base number of responses is less than 10 during the period. % is calculated as Quantity/Base number*100

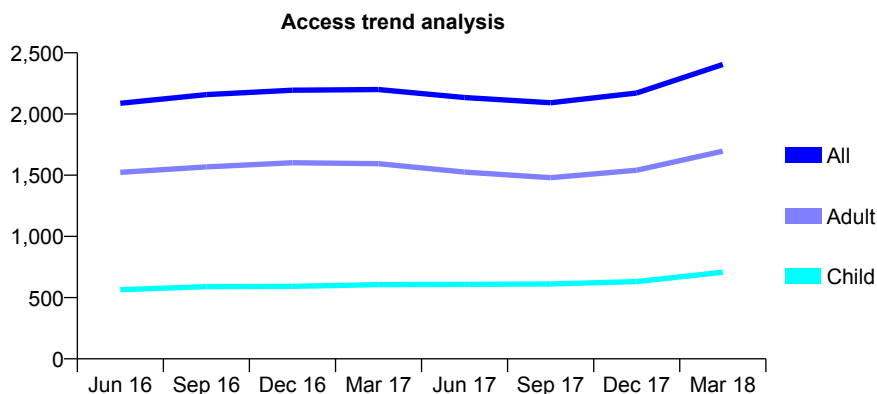
Q59 - Vital Signs At a Glance Contract Report for 704997/0001 - March 2018

Name or company name	Mr M Hamburger and Mrs R P Sadler
Contract type name	GDS Contract
Purpose of contract	General and Orthodontic
Contract start date	29/08/2011
Contract end date	

17/18 Contracted general activity (UDA)	5,896
Carry forward general activity (UDA)	107
17/18 Contracted orthodontic activity (UOA)	0
Carry forward orthodontic activity (UOA)	0
Baseline contract value	£116,198.72

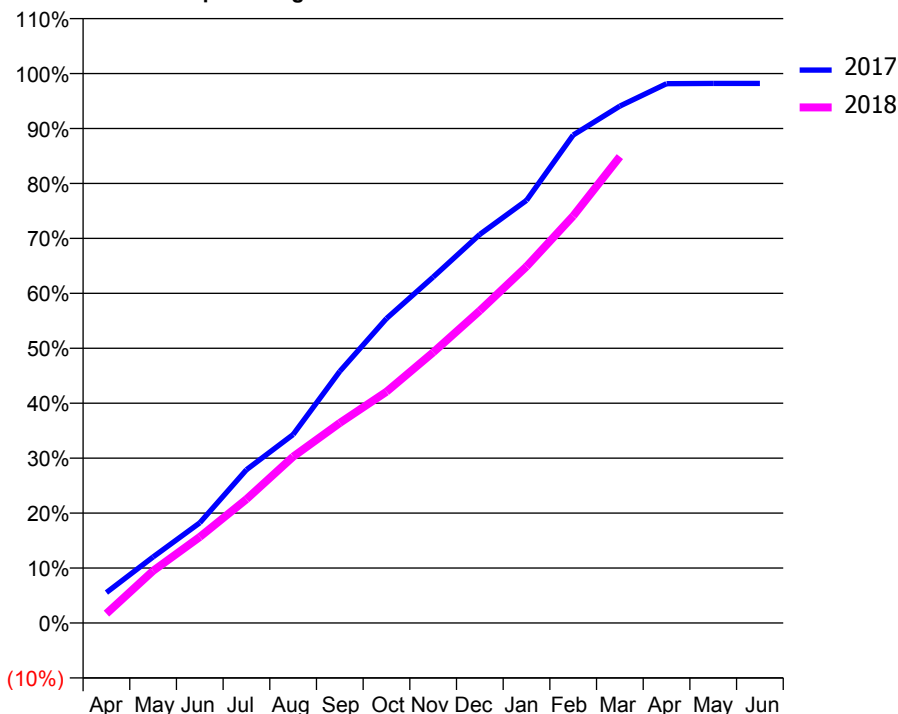
ACCESS*

Patients seen in 24 months	Total	Change since previous quarter
Quarter ending March 2017	2,200	
Quarter ending June 2017	2,134	↓
Quarter ending September 2017	2,092	↓
Quarter ending December 2017	2,172	↑
Quarter ending March 2018	2,405	↑
Variance since March 2017	9.3%	↑



ACTIVITY

Cumulative percentage of contracted UDA delivered 2017 & 2018



Month	Adjusted Scheduled Activity (UDA)	
	2017	2018
April	326	101
May	708	560
June	1,075	923
July	1,644	1,328
August	2,022	1,785
September	2,700	2,146
October	3,267	2,482
November	3,712	2,904
December	4,169	3,351
January	4,534	3,825
February	5,236	4,367
March	5,546	5,004
April	5,787	
May	5,789	
June	5,789	

QUALITY

	Quantity	Base Number	Contract	AT	Region	England
% of FP17s for the same patient ID Re-attending within 3 months - Children	104	1,071	9.7%	9.7%	11.6%	11.9%
% of FP17s for the same patient ID Re-attending within 3 months - Adults	283	2,412	11.7%	14.2%	15.4%	16.0%
% of FP17s for the same patient ID Re-attending between 3 & 9 months - Children	538	1,071	50.2%	61.1%	59.4%	58.3%
% of FP17s for the same patient ID Re-attending between 3 & 9 months - Adults	1,208	2,412	50.1%	52.6%	51.3%	50.3%
% of FP17s for Band 1 Urgent Courses	279	3,321	8.4%	7.2%	8.0%	9.1%
% of FP17s Relating to Free Repair or Replacements	25	3,321	0.8%	0.8%	0.8%	0.8%
% of FP17s Relating to Continuations	7	3,321	0.2%	1.1%	1.0%	1.0%
% of Patients satisfied with the dentistry they have received	1	1	N/A	91.9%	91.7%	91.5%
% of Patients satisfied with the time they had to wait for an appointment	1	1	N/A	86.8%	88.3%	87.9%

* This is based on patients treated on this contract for their most recent course of treatment. Figures in italics indicate the base number of FP17s or Patient Questionnaire responses are less than 100. N/A is shown where the base number of responses is less than 10 during the period. % is calculated as Quantity/Base number*100

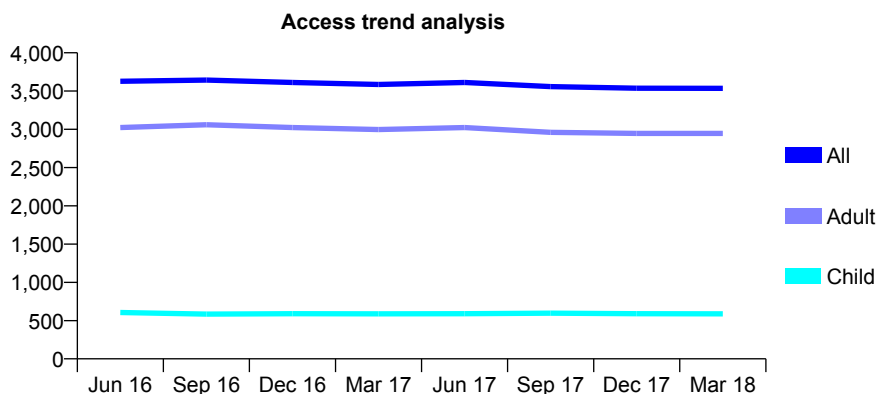
Q59 - Vital Signs At a Glance Contract Report for 724521/0001 - March 2018

Name or company name	MR PM BALDOCK
Contract type name	GDS Contract
Purpose of contract	General
Contract start date	01/04/2006
Contract end date	

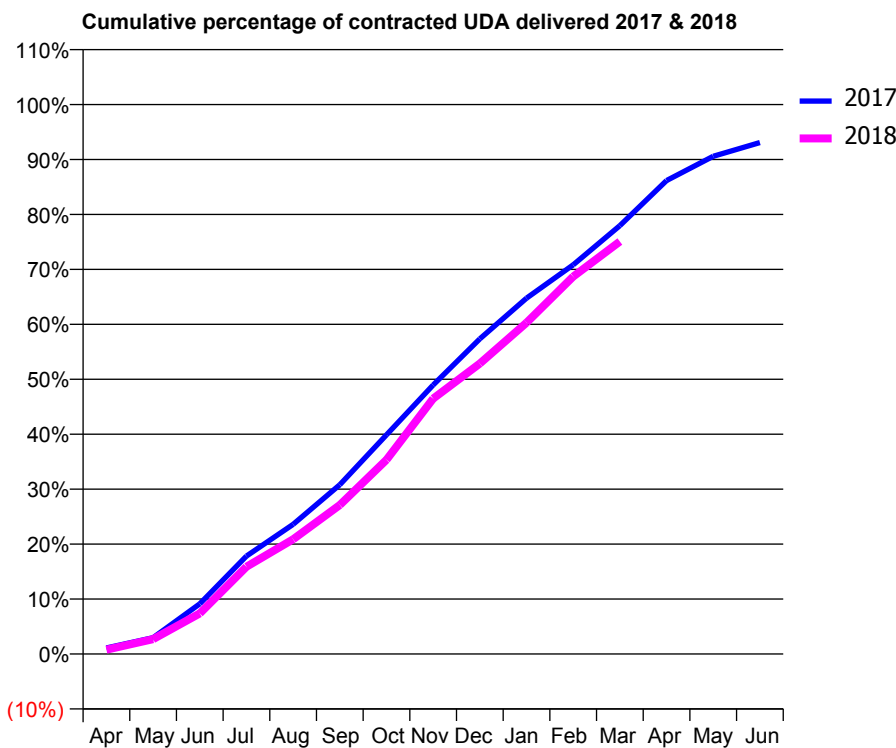
17/18 Contracted general activity (UDA)	9,620
Carry forward general activity (UDA)	0
17/18 Contracted orthodontic activity (UOA)	0
Carry forward orthodontic activity (UOA)	0
Baseline contract value	£214,470.79

ACCESS*

Patients seen in 24 months	Total	Change since previous quarter
Quarter ending March 2017	3,586	
Quarter ending June 2017	3,613	→
Quarter ending September 2017	3,558	↓
Quarter ending December 2017	3,537	→
Quarter ending March 2018	3,535	→
Variance since March 2017	(1.4%)	↓



ACTIVITY



Month	Adjusted Scheduled Activity (UDA)	
	2017	2018
April	107	75
May	286	259
June	880	711
July	1,714	1,528
August	2,269	2,008
September	2,963	2,609
October	3,838	3,400
November	4,710	4,471
December	5,519	5,086
January	6,230	5,801
February	6,814	6,609
March	7,499	7,223
April	8,289	
May	8,712	
June	8,955	

QUALITY

	Quantity	Base Number	Contract	AT	Region	England
% of FP17s for the same patient ID Re-attending within 3 months - Children	40	956	4.2%	9.7%	11.6%	11.9%
% of FP17s for the same patient ID Re-attending within 3 months - Adults	594	4,741	12.5%	14.2%	15.4%	16.0%
% of FP17s for the same patient ID Re-attending between 3 & 9 months - Children	692	956	72.4%	61.1%	59.4%	58.3%
% of FP17s for the same patient ID Re-attending between 3 & 9 months - Adults	3,183	4,741	67.1%	52.6%	51.3%	50.3%
% of FP17s for Band 1 Urgent Courses	336	4,797	7.0%	7.2%	8.0%	9.1%
% of FP17s Relating to Free Repair or Replacements	33	4,797	0.7%	0.8%	0.8%	0.8%
% of FP17s Relating to Continuations	77	4,797	1.6%	1.1%	1.0%	1.0%
% of Patients satisfied with the dentistry they have received	14	14	100.0%	91.9%	91.7%	91.5%
% of Patients satisfied with the time they had to wait for an appointment	13	14	92.9%	86.8%	88.3%	87.9%

* This is based on patients treated on this contract for their most recent course of treatment. Figures in italics indicate the base number of FP17s or Patient Questionnaire responses are less than 100. N/A is shown where the base number of responses is less than 10 during the period. % is calculated as Quantity/Base number*100

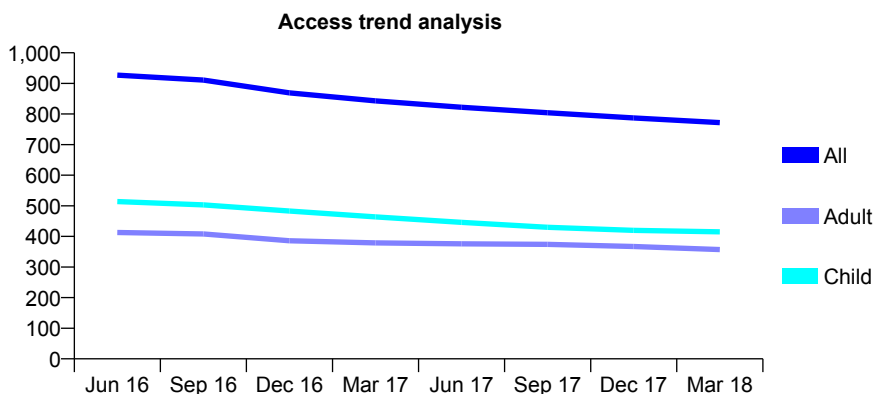
Q59 - Vital Signs At a Glance Contract Report for 736414/0001 - March 2018

Name or company name	MR P PATEL
Contract type name	GDS Contract
Purpose of contract	General
Contract start date	01/04/2006
Contract end date	

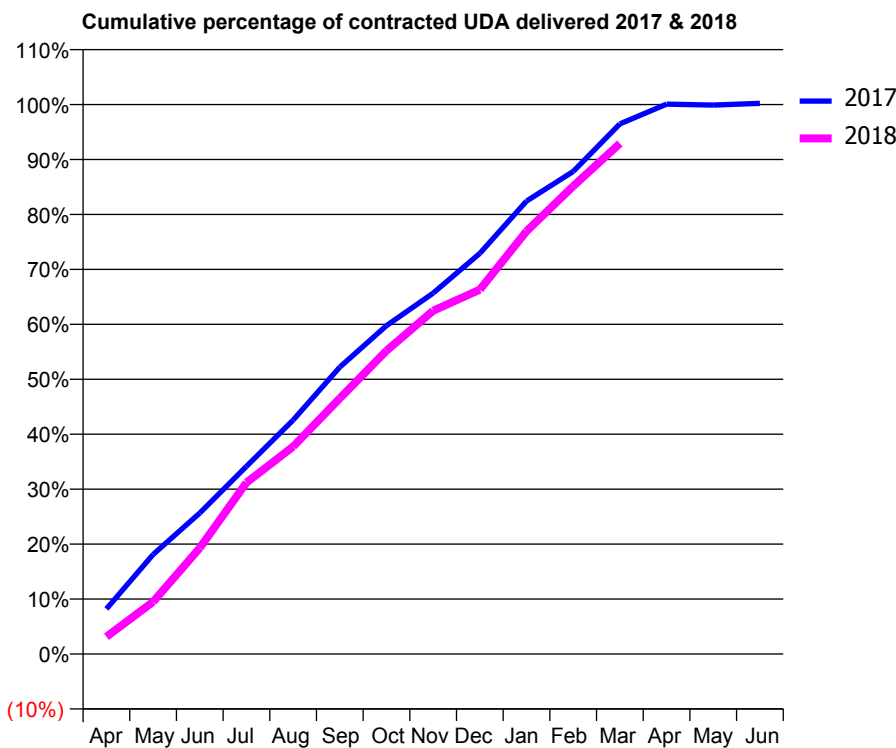
17/18 Contracted general activity (UDA)	1,900
Carry forward general activity (UDA)	-4
17/18 Contracted orthodontic activity (UOA)	0
Carry forward orthodontic activity (UOA)	0
Baseline contract value	£43,634.87

ACCESS*

Patients seen in 24 months	Total	Change since previous quarter
Quarter ending March 2017	843	
Quarter ending June 2017	822	↓
Quarter ending September 2017	804	↓
Quarter ending December 2017	787	↓
Quarter ending March 2018	772	↓
Variance since March 2017	(8.4%)	↓



ACTIVITY



Month	Adjusted Scheduled Activity (UDA)	
	2017	2018
April	156	60
May	344	180
June	488	367
July	649	593
August	809	717
September	992	884
October	1,135	1,049
November	1,248	1,187
December	1,385	1,260
January	1,566	1,462
February	1,668	1,618
March	1,833	1,765
April	1,901	
May	1,898	
June	1,904	

QUALITY

	Quantity	Base Number	Contract	AT	Region	England
% of FP17s for the same patient ID Re-attending within 3 months - Children	35	640	5.5%	9.7%	11.6%	11.9%
% of FP17s for the same patient ID Re-attending within 3 months - Adults	77	425	18.1%	14.2%	15.4%	16.0%
% of FP17s for the same patient ID Re-attending between 3 & 9 months - Children	390	640	60.9%	61.1%	59.4%	58.3%
% of FP17s for the same patient ID Re-attending between 3 & 9 months - Adults	169	425	39.8%	52.6%	51.3%	50.3%
% of FP17s for Band 1 Urgent Courses	74	1,023	7.2%	7.2%	8.0%	9.1%
% of FP17s Relating to Free Repair or Replacements	0	1,023	0.0%	0.8%	0.8%	0.8%
% of FP17s Relating to Continuations	5	1,023	0.5%	1.1%	1.0%	1.0%
% of Patients satisfied with the dentistry they have received	2	2	N/A	91.9%	91.7%	91.5%
% of Patients satisfied with the time they had to wait for an appointment	2	2	N/A	86.8%	88.3%	87.9%

* This is based on patients treated on this contract for their most recent course of treatment. Figures in italics indicate the base number of FP17s or Patient Questionnaire responses are less than 100. N/A is shown where the base number of responses is less than 10 during the period. % is calculated as Quantity/Base number*100

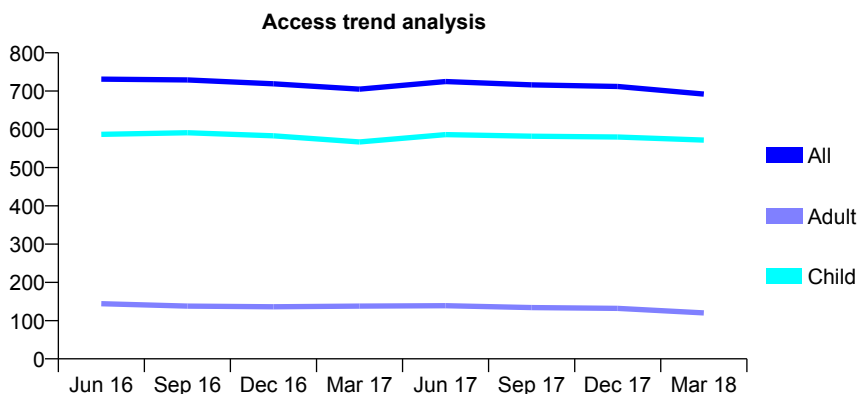
Q59 - Vital Signs At a Glance Contract Report for 746444/0001 - March 2018

Name or company name	MISS ES BUTTERS
Contract type name	GDS Contract
Purpose of contract	General
Contract start date	01/04/2006
Contract end date	

17/18 Contracted general activity (UDA)	1,500
Carry forward general activity (UDA)	0
17/18 Contracted orthodontic activity (UOA)	0
Carry forward orthodontic activity (UOA)	0
Baseline contract value	£30,721.11

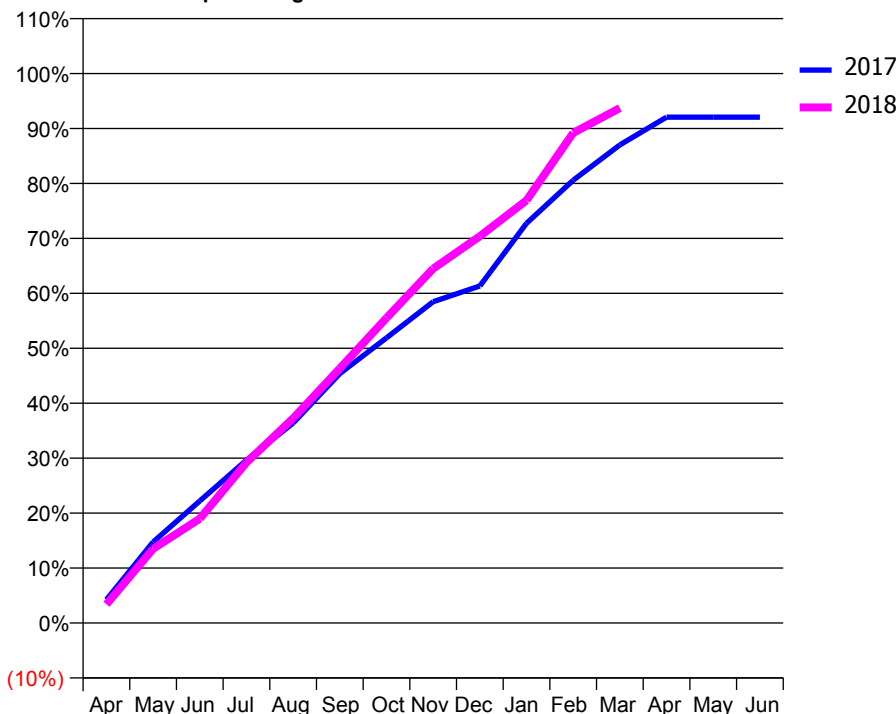
ACCESS*

Patients seen in 24 months	Total	Change since previous quarter
Quarter ending March 2017	705	
Quarter ending June 2017	725	↑
Quarter ending September 2017	716	↓
Quarter ending December 2017	712	→
Quarter ending March 2018	692	↓
Variance since March 2017	(1.8%)	↓



ACTIVITY

Cumulative percentage of contracted UDA delivered 2017 & 2018



Month	Adjusted Scheduled Activity (UDA)	
	2017	2018
April	64	51
May	221	203
June	333	285
July	445	438
August	546	559
September	681	695
October	779	833
November	877	967
December	920	1,056
January	1,091	1,154
February	1,209	1,338
March	1,305	1,406
April	1,381	
May	1,381	
June	1,381	

QUALITY

	Quantity	Base Number	Contract	AT	Region	England
% of FP17s for the same patient ID Re-attending within 3 months - Children	66	1,019	6.5%	9.7%	11.6%	11.9%
% of FP17s for the same patient ID Re-attending within 3 months - Adults	19	103	18.4%	14.2%	15.4%	16.0%
% of FP17s for the same patient ID Re-attending between 3 & 9 months - Children	723	1,019	71.0%	61.1%	59.4%	58.3%
% of FP17s for the same patient ID Re-attending between 3 & 9 months - Adults	66	103	64.1%	52.6%	51.3%	50.3%
% of FP17s for Band 1 Urgent Courses	38	1,080	3.5%	7.2%	8.0%	9.1%
% of FP17s Relating to Free Repair or Replacements	0	1,080	0.0%	0.8%	0.8%	0.8%
% of FP17s Relating to Continuations	1	1,080	0.1%	1.1%	1.0%	1.0%
% of Patients satisfied with the dentistry they have received	0	0	N/A	91.9%	91.7%	91.5%
% of Patients satisfied with the time they had to wait for an appointment	0	0	N/A	86.8%	88.3%	87.9%

* This is based on patients treated on this contract for their most recent course of treatment. Figures in italics indicate the base number of FP17s or Patient Questionnaire responses are less than 100. N/A is shown where the base number of responses is less than 10 during the period. % is calculated as Quantity/Base number*100

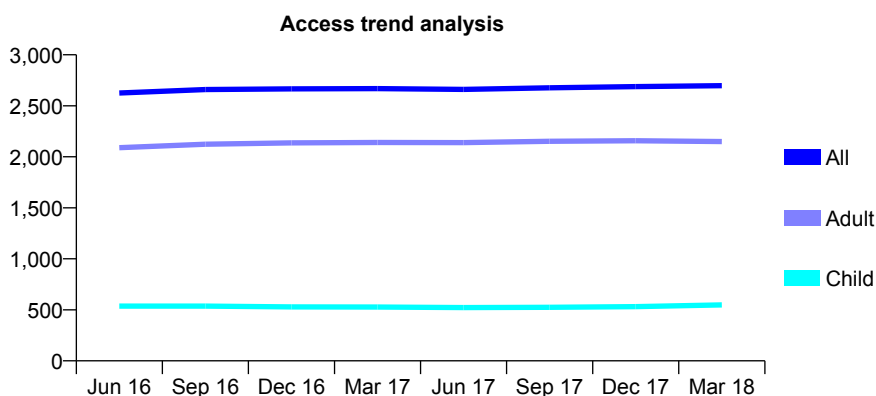
Q59 - Vital Signs At a Glance Contract Report for 749567/0001 - March 2018

Name or company name	MR M PATEL
Contract type name	GDS Contract
Purpose of contract	General
Contract start date	01/04/2006
Contract end date	

17/18 Contracted general activity (UDA)	8,017
Carry forward general activity (UDA)	-145
17/18 Contracted orthodontic activity (UOA)	0
Carry forward orthodontic activity (UOA)	0
Baseline contract value	£202,952.74

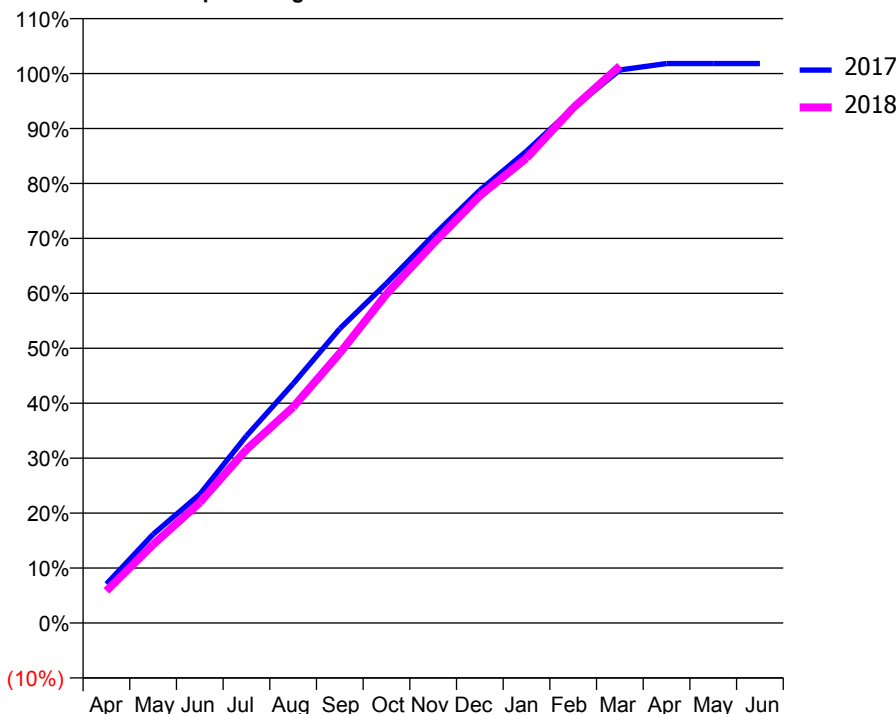
ACCESS*

Patients seen in 24 months	Total	Change since previous quarter
Quarter ending March 2017	2,668	
Quarter ending June 2017	2,661	→
Quarter ending September 2017	2,677	→
Quarter ending December 2017	2,688	→
Quarter ending March 2018	2,698	→
Variance since March 2017	1.1%	→



ACTIVITY

Cumulative percentage of contracted UDA delivered 2017 & 2018



Month	Adjusted Scheduled Activity (UDA)	
	2017	2018
April	568	469
May	1,294	1,145
June	1,878	1,757
July	2,731	2,532
August	3,491	3,151
September	4,295	3,939
October	4,957	4,800
November	5,653	5,534
December	6,314	6,235
January	6,883	6,782
February	7,516	7,516
March	8,068	8,127
April	8,162	
May	8,162	
June	8,162	

QUALITY

	Quantity	Base Number	Contract	AT	Region	England
% of FP17s for the same patient ID Re-attending within 3 months - Children	145	1,261	11.5%	9.7%	11.6%	11.9%
% of FP17s for the same patient ID Re-attending within 3 months - Adults	524	4,218	12.4%	14.2%	15.4%	16.0%
% of FP17s for the same patient ID Re-attending between 3 & 9 months - Children	936	1,261	74.2%	61.1%	59.4%	58.3%
% of FP17s for the same patient ID Re-attending between 3 & 9 months - Adults	3,193	4,218	75.7%	52.6%	51.3%	50.3%
% of FP17s for Band 1 Urgent Courses	157	5,420	2.9%	7.2%	8.0%	9.1%
% of FP17s Relating to Free Repair or Replacements	6	5,420	0.1%	0.8%	0.8%	0.8%
% of FP17s Relating to Continuations	28	5,420	0.5%	1.1%	1.0%	1.0%
% of Patients satisfied with the dentistry they have received	5	5	N/A	91.9%	91.7%	91.5%
% of Patients satisfied with the time they had to wait for an appointment	4	5	N/A	86.8%	88.3%	87.9%

* This is based on patients treated on this contract for their most recent course of treatment. Figures in italics indicate the base number of FP17s or Patient Questionnaire responses are less than 100. N/A is shown where the base number of responses is less than 10 during the period. % is calculated as Quantity/Base number*100

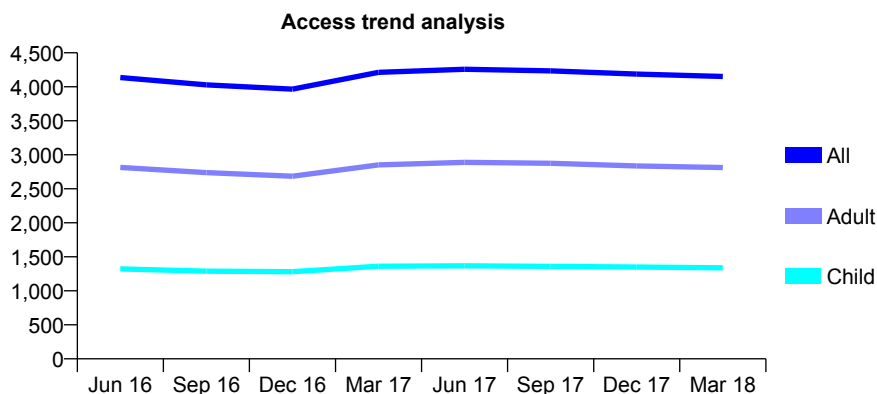
Q59 - Vital Signs At a Glance Contract Report for 750115/0001 - March 2018

Name or company name	MR H CHOTAI
Contract type name	GDS Contract
Purpose of contract	General
Contract start date	01/04/2006
Contract end date	

17/18 Contracted general activity (UDA)	9,039
Carry forward general activity (UDA)	-44
17/18 Contracted orthodontic activity (UOA)	0
Carry forward orthodontic activity (UOA)	0
Baseline contract value	£208,341.32

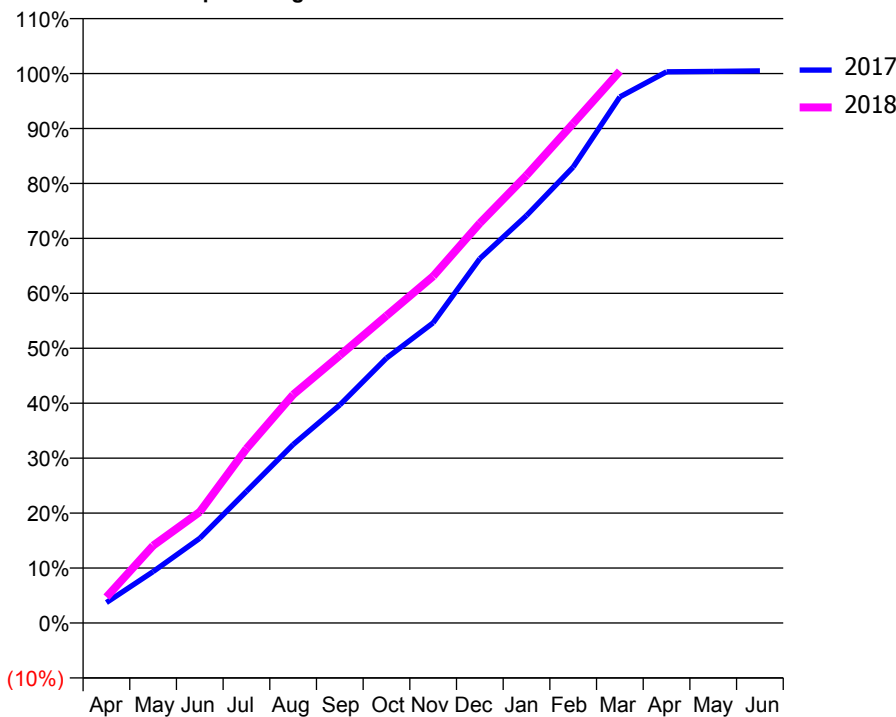
ACCESS*

Patients seen in 24 months	Total	Change since previous quarter
Quarter ending March 2017	4,212	
Quarter ending June 2017	4,257	→
Quarter ending September 2017	4,234	→
Quarter ending December 2017	4,187	↓
Quarter ending March 2018	4,152	→
Variance since March 2017	(1.4%)	↓



ACTIVITY

Cumulative percentage of contracted UDA delivered 2017 & 2018



Month	Adjusted Scheduled Activity (UDA)	
	2017	2018
April	336	427
May	845	1,274
June	1,393	1,829
July	2,167	2,868
August	2,936	3,757
September	3,587	4,401
October	4,357	5,054
November	4,938	5,704
December	5,993	6,576
January	6,701	7,365
February	7,500	8,218
March	8,654	9,078
April	9,066	
May	9,074	
June	9,083	

QUALITY

	Quantity	Base Number	Contract	AT	Region	England
% of FP17s for the same patient ID Re-attending within 3 months - Children	199	2,429	8.2%	9.7%	11.6%	11.9%
% of FP17s for the same patient ID Re-attending within 3 months - Adults	468	4,244	11.0%	14.2%	15.4%	16.0%
% of FP17s for the same patient ID Re-attending between 3 & 9 months - Children	1,663	2,429	68.5%	61.1%	59.4%	58.3%
% of FP17s for the same patient ID Re-attending between 3 & 9 months - Adults	2,557	4,244	60.2%	52.6%	51.3%	50.3%
% of FP17s for Band 1 Urgent Courses	288	5,434	5.3%	7.2%	8.0%	9.1%
% of FP17s Relating to Free Repair or Replacements	24	5,434	0.4%	0.8%	0.8%	0.8%
% of FP17s Relating to Continuations	41	5,434	0.8%	1.1%	1.0%	1.0%
% of Patients satisfied with the dentistry they have received	6	6	N/A	91.9%	91.7%	91.5%
% of Patients satisfied with the time they had to wait for an appointment	4	6	N/A	86.8%	88.3%	87.9%

* This is based on patients treated on this contract for their most recent course of treatment. Figures in italics indicate the base number of FP17s or Patient Questionnaire responses are less than 100. N/A is shown where the base number of responses is less than 10 during the period. % is calculated as Quantity/Base number*100

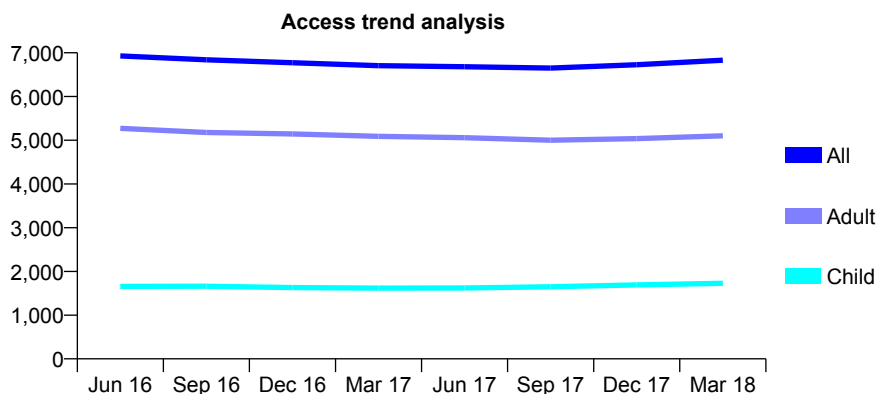
Q59 - Vital Signs At a Glance Contract Report for 751146/0001 - March 2018

Name or company name	MR MB VADHER
Contract type name	GDS Contract
Purpose of contract	General
Contract start date	01/04/2006
Contract end date	

17/18 Contracted general activity (UDA)	17,749
Carry forward general activity (UDA)	-265
17/18 Contracted orthodontic activity (UOA)	0
Carry forward orthodontic activity (UOA)	0
Baseline contract value	£451,449.22

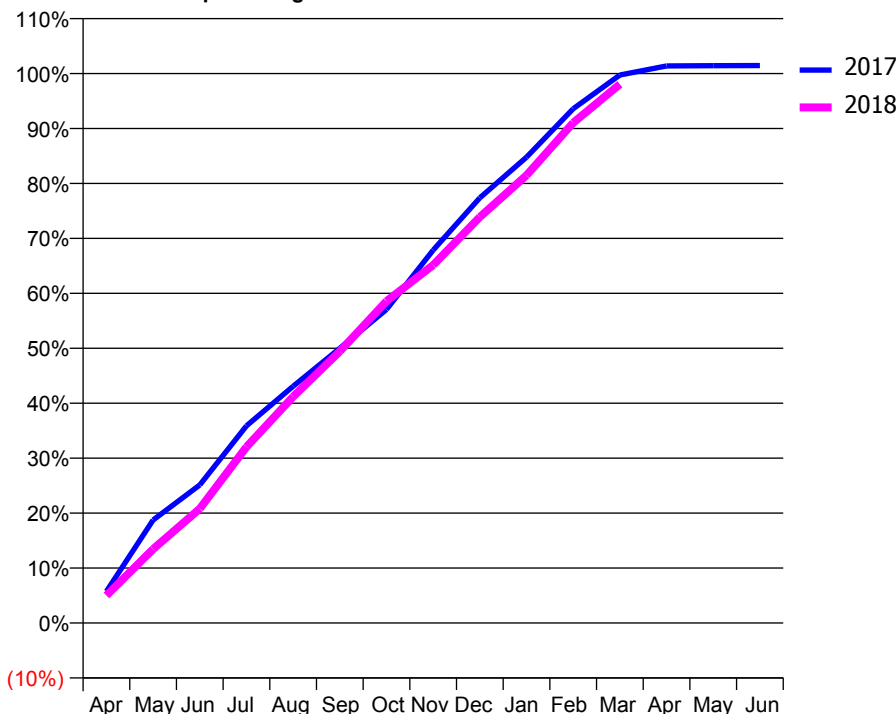
ACCESS*

Patients seen in 24 months	Total	Change since previous quarter
Quarter ending March 2017	6,706	
Quarter ending June 2017	6,680	→
Quarter ending September 2017	6,652	→
Quarter ending December 2017	6,728	→
Quarter ending March 2018	6,830	→
Variance since March 2017	1.8%	→



ACTIVITY

Cumulative percentage of contracted UDA delivered 2017 & 2018



Month	Adjusted Scheduled Activity (UDA)	
	2017	2018
April	1,050	891
May	3,421	2,389
June	4,584	3,694
July	6,549	5,688
August	7,862	7,310
September	9,124	8,774
October	10,415	10,394
November	12,384	11,562
December	14,119	13,111
January	15,470	14,459
February	17,079	16,158
March	18,201	17,404
April	18,502	
May	18,508	
June	18,514	

QUALITY

	Quantity	Base Number	Contract	AT	Region	England
% of FP17s for the same patient ID Re-attending within 3 months - Children	65	2,662	2.4%	9.7%	11.6%	11.9%
% of FP17s for the same patient ID Re-attending within 3 months - Adults	362	5,800	6.2%	14.2%	15.4%	16.0%
% of FP17s for the same patient ID Re-attending between 3 & 9 months - Children	1,704	2,662	64.0%	61.1%	59.4%	58.3%
% of FP17s for the same patient ID Re-attending between 3 & 9 months - Adults	1,678	5,800	28.9%	52.6%	51.3%	50.3%
% of FP17s for Band 1 Urgent Courses	87	8,291	1.0%	7.2%	8.0%	9.1%
% of FP17s Relating to Free Repair or Replacements	22	8,291	0.3%	0.8%	0.8%	0.8%
% of FP17s Relating to Continuations	28	8,291	0.3%	1.1%	1.0%	1.0%
% of Patients satisfied with the dentistry they have received	7	7	N/A	91.9%	91.7%	91.5%
% of Patients satisfied with the time they had to wait for an appointment	7	7	N/A	86.8%	88.3%	87.9%

* This is based on patients treated on this contract for their most recent course of treatment. Figures in italics indicate the base number of FP17s or Patient Questionnaire responses are less than 100. N/A is shown where the base number of responses is less than 10 during the period. % is calculated as Quantity/Base number*100

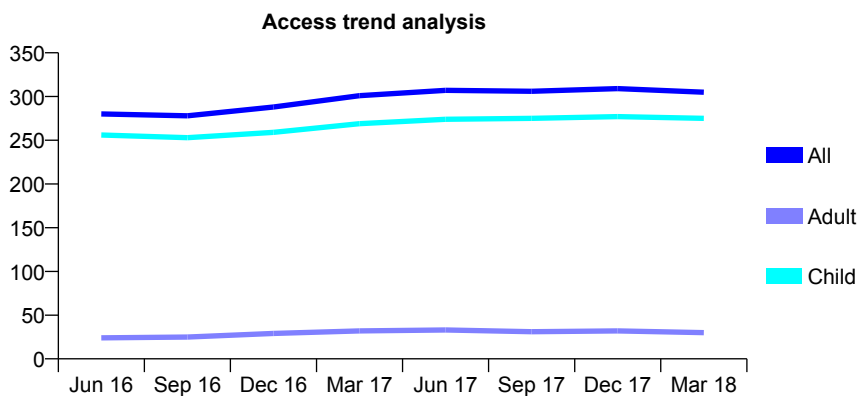
Q59 - Vital Signs At a Glance Contract Report for 752231/0001 - March 2018

Name or company name	Dr R Janjua and Dr H Mehboob
Contract type name	GDS Contract
Purpose of contract	General
Contract start date	01/04/2006
Contract end date	

17/18 Contracted general activity (UDA)	530
Carry forward general activity (UDA)	-3
17/18 Contracted orthodontic activity (UOA)	0
Carry forward orthodontic activity (UOA)	0
Baseline contract value	£11,428.88

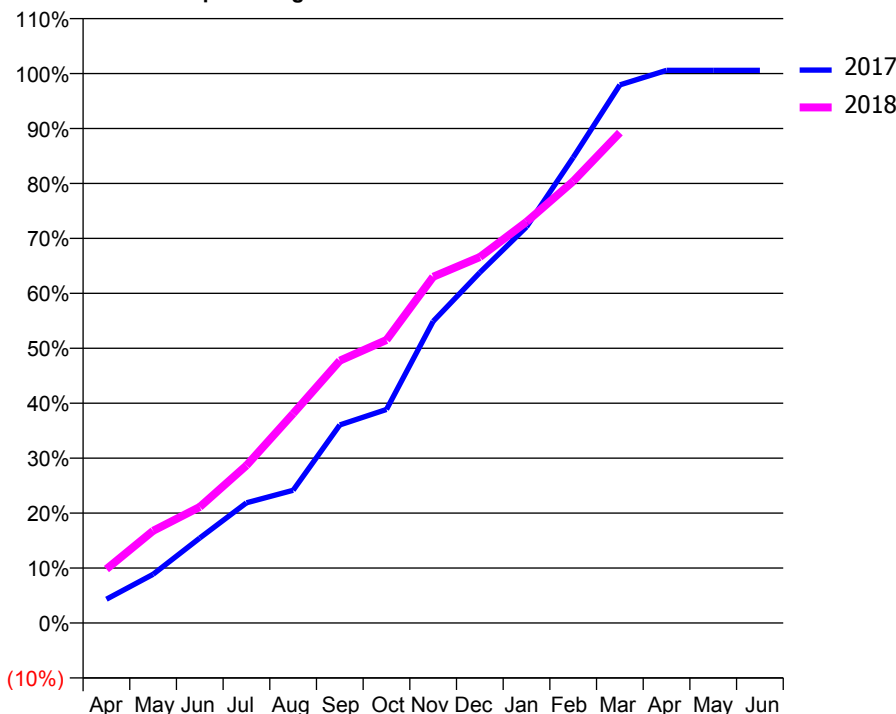
ACCESS*

Patients seen in 24 months	Total	Change since previous quarter
Quarter ending March 2017	301	
Quarter ending June 2017	307	→
Quarter ending September 2017	306	→
Quarter ending December 2017	309	→
Quarter ending March 2018	305	↓
Variance since March 2017	1.3%	→



ACTIVITY

Cumulative percentage of contracted UDA delivered 2017 & 2018



Month	Adjusted Scheduled Activity (UDA)	
	2017	2018
April	23	52
May	47	89
June	82	112
July	116	152
August	128	202
September	191	253
October	206	273
November	291	334
December	338	353
January	382	387
February	449	426
March	519	473
April	533	
May	533	
June	533	

QUALITY

	Quantity	Base Number	Contract	AT	Region	England
% of FP17s for the same patient ID Re-attending within 3 months - Children	26	405	6.4%	9.7%	11.6%	11.9%
% of FP17s for the same patient ID Re-attending within 3 months - Adults	0	2	0.0%	14.2%	15.4%	16.0%
% of FP17s for the same patient ID Re-attending between 3 & 9 months - Children	225	405	55.6%	61.1%	59.4%	58.3%
% of FP17s for the same patient ID Re-attending between 3 & 9 months - Adults	2	2	100.0%	52.6%	51.3%	50.3%
% of FP17s for Band 1 Urgent Courses	0	395	0.0%	7.2%	8.0%	9.1%
% of FP17s Relating to Free Repair or Replacements	0	395	0.0%	0.8%	0.8%	0.8%
% of FP17s Relating to Continuations	0	395	0.0%	1.1%	1.0%	1.0%
% of Patients satisfied with the dentistry they have received	0	0	N/A	91.9%	91.7%	91.5%
% of Patients satisfied with the time they had to wait for an appointment	0	0	N/A	86.8%	88.3%	87.9%

* This is based on patients treated on this contract for their most recent course of treatment. Figures in italics indicate the base number of FP17s or Patient Questionnaire responses are less than 100. N/A is shown where the base number of responses is less than 10 during the period. % is calculated as Quantity/Base number*100

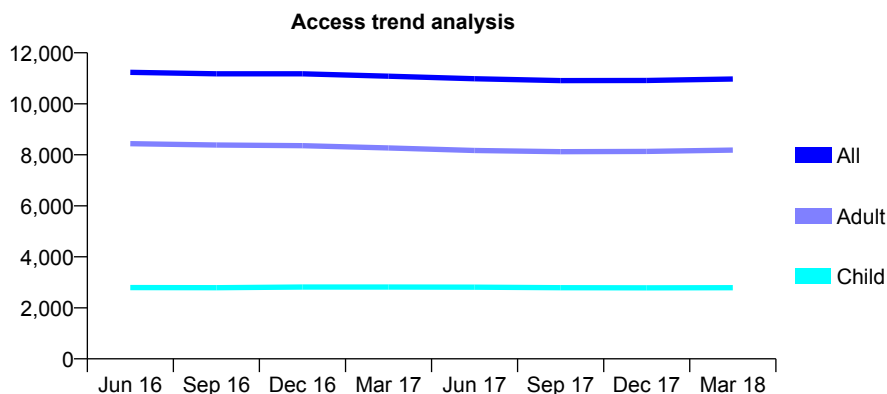
Q59 - Vital Signs At a Glance Contract Report for 763438/0001 - March 2018

Name or company name	MR M SALEEM
Contract type name	GDS Contract
Purpose of contract	General
Contract start date	01/04/2006
Contract end date	

17/18 Contracted general activity (UDA)	34,153
Carry forward general activity (UDA)	0
17/18 Contracted orthodontic activity (UOA)	0
Carry forward orthodontic activity (UOA)	0
Baseline contract value	£761,406.68

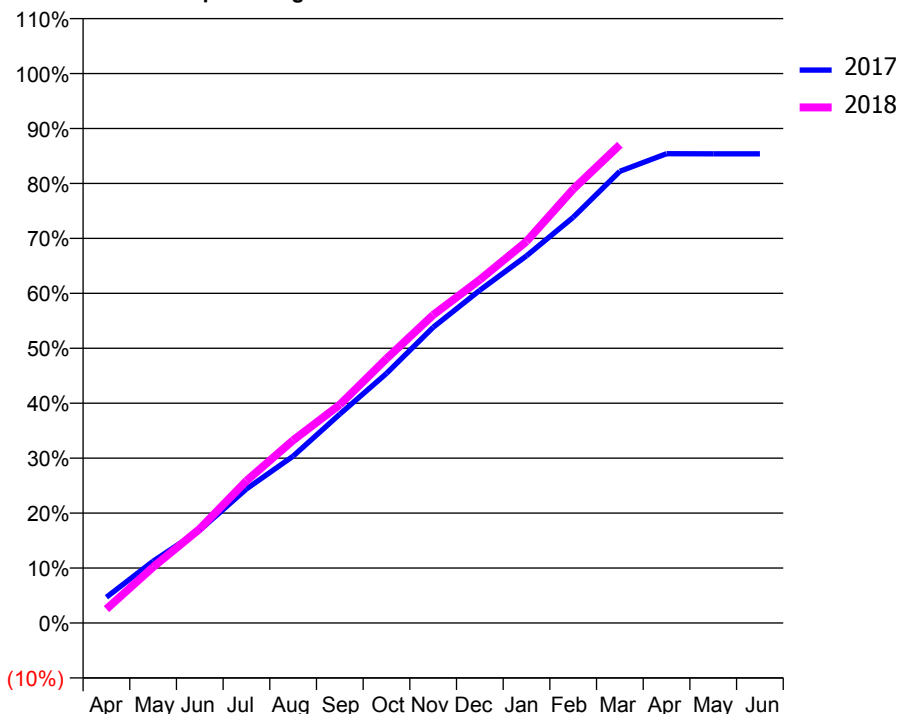
ACCESS*

Patients seen in 24 months	Total	Change since previous quarter
Quarter ending March 2017	11,084	
Quarter ending June 2017	10,981	→
Quarter ending September 2017	10,912	→
Quarter ending December 2017	10,917	→
Quarter ending March 2018	10,975	→
Variance since March 2017	(1.0%)	→



ACTIVITY

Cumulative percentage of contracted UDA delivered 2017 & 2018



Month	Adjusted Scheduled Activity (UDA)	
	2017	2018
April	1,603	869
May	3,844	3,480
June	5,773	5,858
July	8,333	8,841
August	10,374	11,360
September	12,983	13,571
October	15,512	16,432
November	18,375	19,151
December	20,679	21,338
January	22,818	23,713
February	25,215	26,961
March	28,076	29,721
April	29,165	
May	29,164	
June	29,164	

QUALITY

	Quantity	Base Number	Contract	AT	Region	England
% of FP17s for the same patient ID Re-attending within 3 months - Children	218	4,242	5.1%	9.7%	11.6%	11.9%
% of FP17s for the same patient ID Re-attending within 3 months - Adults	1,817	13,475	13.5%	14.2%	15.4%	16.0%
% of FP17s for the same patient ID Re-attending between 3 & 9 months - Children	2,663	4,242	62.8%	61.1%	59.4%	58.3%
% of FP17s for the same patient ID Re-attending between 3 & 9 months - Adults	8,439	13,475	62.6%	52.6%	51.3%	50.3%
% of FP17s for Band 1 Urgent Courses	992	17,184	5.8%	7.2%	8.0%	9.1%
% of FP17s Relating to Free Repair or Replacements	260	17,184	1.5%	0.8%	0.8%	0.8%
% of FP17s Relating to Continuations	216	17,184	1.3%	1.1%	1.0%	1.0%
% of Patients satisfied with the dentistry they have received	25	28	89.3%	91.9%	91.7%	91.5%
% of Patients satisfied with the time they had to wait for an appointment	24	28	85.7%	86.8%	88.3%	87.9%

* This is based on patients treated on this contract for their most recent course of treatment. Figures in italics indicate the base number of FP17s or Patient Questionnaire responses are less than 100. N/A is shown where the base number of responses is less than 10 during the period. % is calculated as Quantity/Base number*100

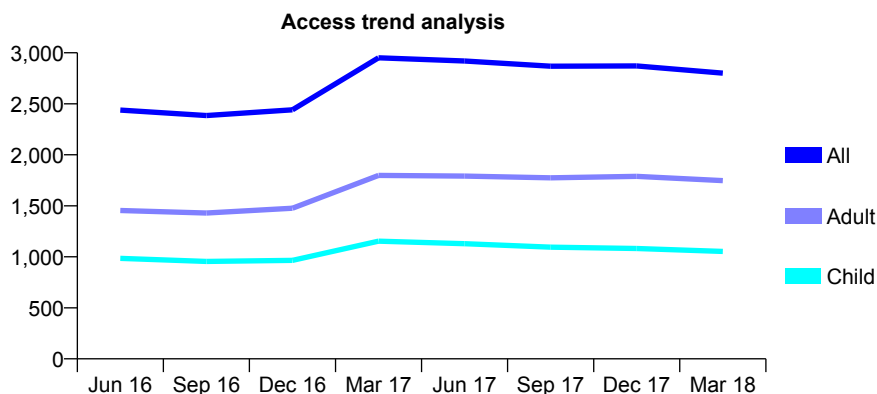
Q59 - Vital Signs At a Glance Contract Report for 764817/0001 - March 2018

Name or company name	MISS A GOHIL
Contract type name	GDS Contract
Purpose of contract	General
Contract start date	01/09/2008
Contract end date	

17/18 Contracted general activity (UDA)	8,985
Carry forward general activity (UDA)	0
17/18 Contracted orthodontic activity (UOA)	0
Carry forward orthodontic activity (UOA)	0
Baseline contract value	£192,945.98

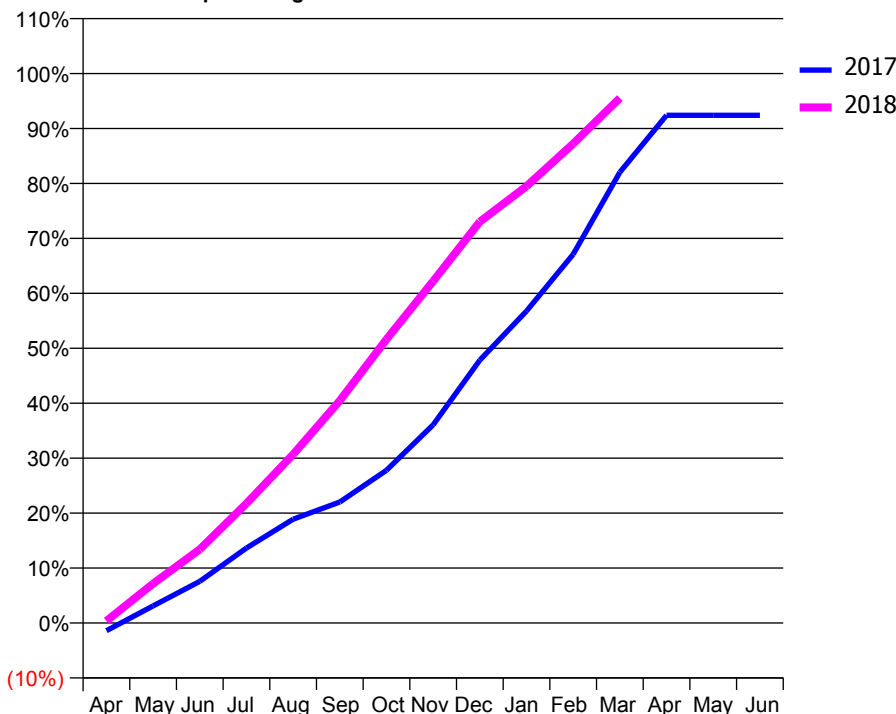
ACCESS*

Patients seen in 24 months	Total	Change since previous quarter
Quarter ending March 2017	2,951	
Quarter ending June 2017	2,920	↓
Quarter ending September 2017	2,869	↓
Quarter ending December 2017	2,871	→
Quarter ending March 2018	2,800	↓
Variance since March 2017	(5.1%)	↓



ACTIVITY

Cumulative percentage of contracted UDA delivered 2017 & 2018



Month	Adjusted Scheduled Activity (UDA)	
	2017	2018
April	-156	34
May	342	645
June	832	1,206
July	1,500	1,955
August	2,074	2,756
September	2,420	3,635
October	3,054	4,639
November	3,963	5,590
December	5,255	6,561
January	6,237	7,142
February	7,372	7,838
March	9,010	8,584
April	10,149	
May	10,151	
June	10,151	

QUALITY

	Quantity	Base Number	Contract	AT	Region	England
% of FP17s for the same patient ID Re-attending within 3 months - Children	125	1,567	8.0%	9.7%	11.6%	11.9%
% of FP17s for the same patient ID Re-attending within 3 months - Adults	414	2,324	17.8%	14.2%	15.4%	16.0%
% of FP17s for the same patient ID Re-attending between 3 & 9 months - Children	895	1,567	57.1%	61.1%	59.4%	58.3%
% of FP17s for the same patient ID Re-attending between 3 & 9 months - Adults	1,134	2,324	48.8%	52.6%	51.3%	50.3%
% of FP17s for Band 1 Urgent Courses	238	3,608	6.6%	7.2%	8.0%	9.1%
% of FP17s Relating to Free Repair or Replacements	20	3,608	0.6%	0.8%	0.8%	0.8%
% of FP17s Relating to Continuations	16	3,608	0.4%	1.1%	1.0%	1.0%
% of Patients satisfied with the dentistry they have received	4	4	N/A	91.9%	91.7%	91.5%
% of Patients satisfied with the time they had to wait for an appointment	3	4	N/A	86.8%	88.3%	87.9%

* This is based on patients treated on this contract for their most recent course of treatment. Figures in italics indicate the base number of FP17s or Patient Questionnaire responses are less than 100. N/A is shown where the base number of responses is less than 10 during the period. % is calculated as Quantity/Base number*100

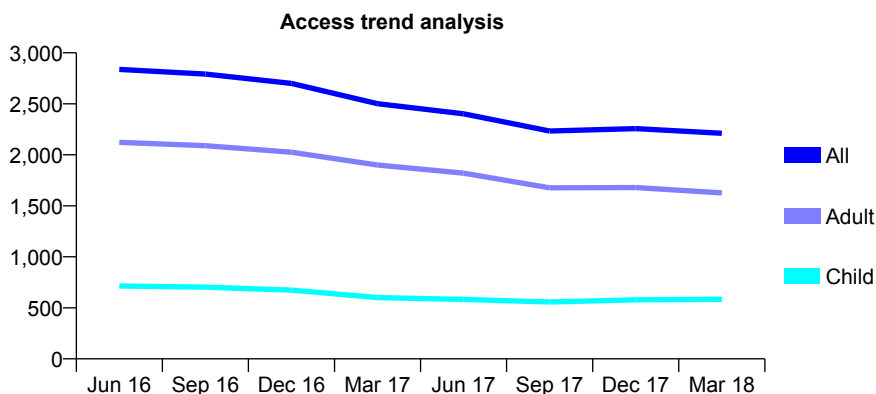
Q59 - Vital Signs At a Glance Contract Report for 766275/0001 - March 2018

Name or company name	MR CV MARU
Contract type name	GDS Contract
Purpose of contract	General
Contract start date	01/04/2006
Contract end date	

17/18 Contracted general activity (UDA)	5,414
Carry forward general activity (UDA)	0
17/18 Contracted orthodontic activity (UOA)	0
Carry forward orthodontic activity (UOA)	0
Baseline contract value	£151,261.73

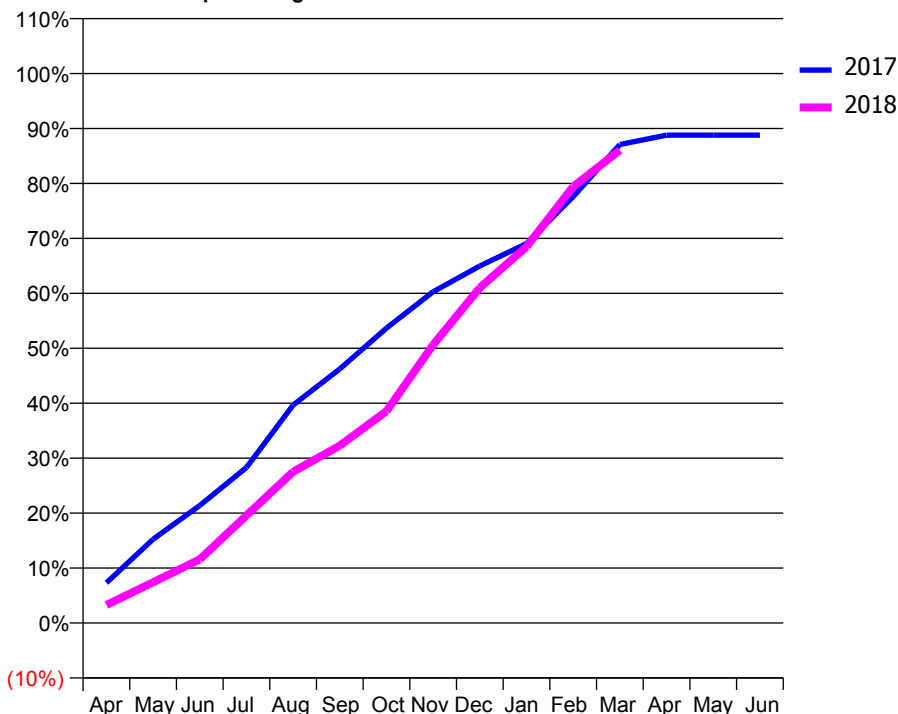
ACCESS*

Patients seen in 24 months	Total	Change since previous quarter
Quarter ending March 2017	2,501	
Quarter ending June 2017	2,402	↓
Quarter ending September 2017	2,233	↓
Quarter ending December 2017	2,257	→
Quarter ending March 2018	2,211	↓
Variance since March 2017	(11.6%)	↓



ACTIVITY

Cumulative percentage of contracted UDA delivered 2017 & 2018



Month	Adjusted Scheduled Activity (UDA)	
	2017	2018
April	396	177
May	826	402
June	1,158	628
July	1,533	1,059
August	2,148	1,490
September	2,503	1,748
October	2,905	2,087
November	3,264	2,742
December	3,518	3,303
January	3,738	3,706
February	4,201	4,299
March	4,714	4,658
April	4,807	
May	4,807	
June	4,807	

QUALITY

	Quantity	Base Number	Contract	AT	Region	England
% of FP17s for the same patient ID Re-attending within 3 months - Children	45	884	5.1%	9.7%	11.6%	11.9%
% of FP17s for the same patient ID Re-attending within 3 months - Adults	300	2,501	12.0%	14.2%	15.4%	16.0%
% of FP17s for the same patient ID Re-attending between 3 & 9 months - Children	476	884	53.8%	61.1%	59.4%	58.3%
% of FP17s for the same patient ID Re-attending between 3 & 9 months - Adults	1,417	2,501	56.7%	52.6%	51.3%	50.3%
% of FP17s for Band 1 Urgent Courses	192	2,641	7.3%	7.2%	8.0%	9.1%
% of FP17s Relating to Free Repair or Replacements	8	2,641	0.3%	0.8%	0.8%	0.8%
% of FP17s Relating to Continuations	15	2,641	0.6%	1.1%	1.0%	1.0%
% of Patients satisfied with the dentistry they have received	1	1	N/A	91.9%	91.7%	91.5%
% of Patients satisfied with the time they had to wait for an appointment	1	1	N/A	86.8%	88.3%	87.9%

* This is based on patients treated on this contract for their most recent course of treatment. Figures in italics indicate the base number of FP17s or Patient Questionnaire responses are less than 100. N/A is shown where the base number of responses is less than 10 during the period. % is calculated as Quantity/Base number*100

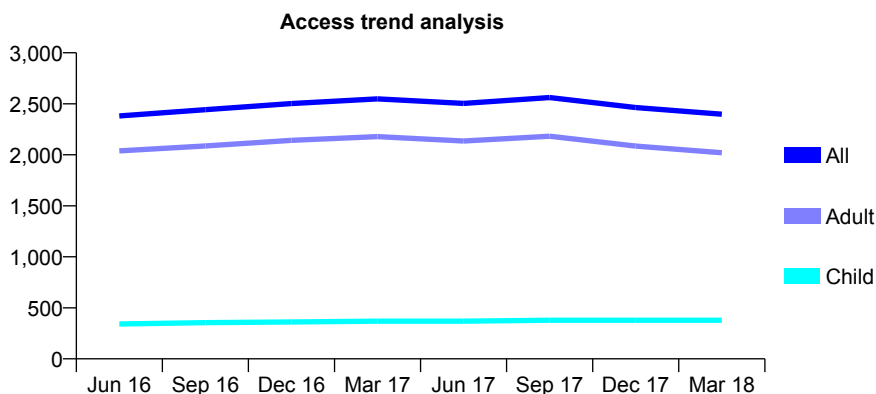
Q59 - Vital Signs At a Glance Contract Report for 774677/0001 - March 2018

Name or company name	Mrs C Patel
Contract type name	GDS Contract
Purpose of contract	General
Contract start date	01/04/2006
Contract end date	

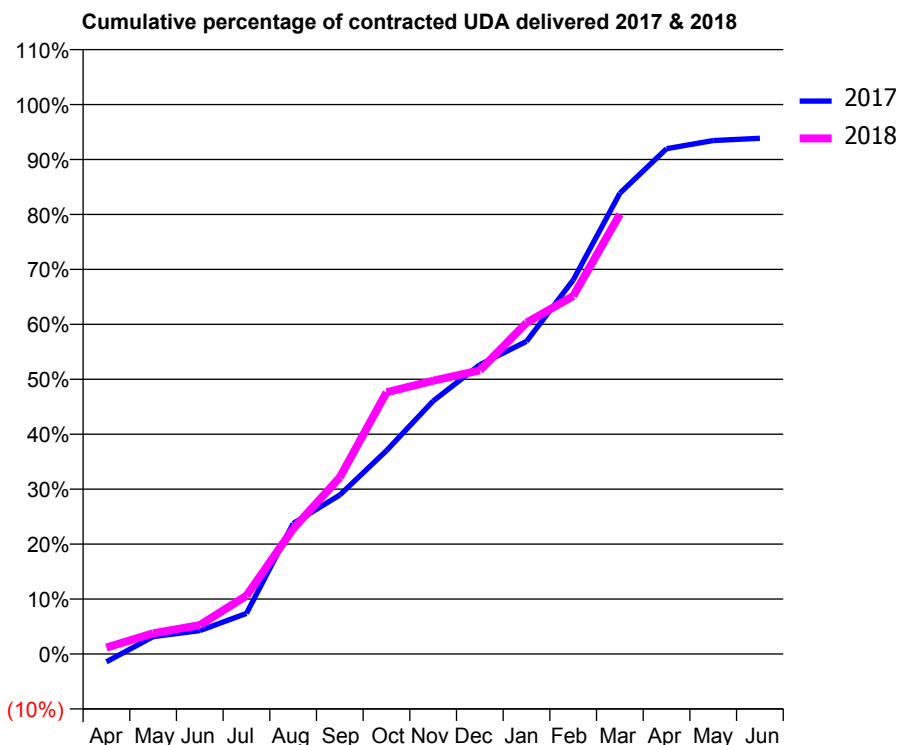
17/18 Contracted general activity (UDA)	7,072
Carry forward general activity (UDA)	0
17/18 Contracted orthodontic activity (UOA)	0
Carry forward orthodontic activity (UOA)	0
Baseline contract value	£127,029.29

ACCESS*

Patients seen in 24 months	Total	Change since previous quarter
Quarter ending March 2017	2,548	
Quarter ending June 2017	2,504	↓
Quarter ending September 2017	2,562	↑
Quarter ending December 2017	2,464	↓
Quarter ending March 2018	2,398	↓
Variance since March 2017	(5.9%)	↓



ACTIVITY



Month	Adjusted Scheduled Activity (UDA)	
	2017	2018
April	-102	83
May	225	268
June	301	371
July	523	751
August	1,680	1,612
September	2,047	2,272
October	2,618	3,368
November	3,256	3,518
December	3,723	3,651
January	4,024	4,263
February	4,814	4,608
March	5,930	5,659
April	6,504	
May	6,608	
June	6,637	

QUALITY

	Quantity	Base Number	Contract	AT	Region	England
% of FP17s for the same patient ID Re-attending within 3 months - Children	32	498	6.4%	9.7%	11.6%	11.9%
% of FP17s for the same patient ID Re-attending within 3 months - Adults	261	1,970	13.2%	14.2%	15.4%	16.0%
% of FP17s for the same patient ID Re-attending between 3 & 9 months - Children	234	498	47.0%	61.1%	59.4%	58.3%
% of FP17s for the same patient ID Re-attending between 3 & 9 months - Adults	826	1,970	41.9%	52.6%	51.3%	50.3%
% of FP17s for Band 1 Urgent Courses	346	2,198	15.7%	7.2%	8.0%	9.1%
% of FP17s Relating to Free Repair or Replacements	14	2,198	0.6%	0.8%	0.8%	0.8%
% of FP17s Relating to Continuations	0	2,198	0.0%	1.1%	1.0%	1.0%
% of Patients satisfied with the dentistry they have received	25	29	86.2%	91.9%	91.7%	91.5%
% of Patients satisfied with the time they had to wait for an appointment	26	29	89.7%	86.8%	88.3%	87.9%

* This is based on patients treated on this contract for their most recent course of treatment. Figures in italics indicate the base number of FP17s or Patient Questionnaire responses are less than 100. N/A is shown where the base number of responses is less than 10 during the period. % is calculated as Quantity/Base number*100

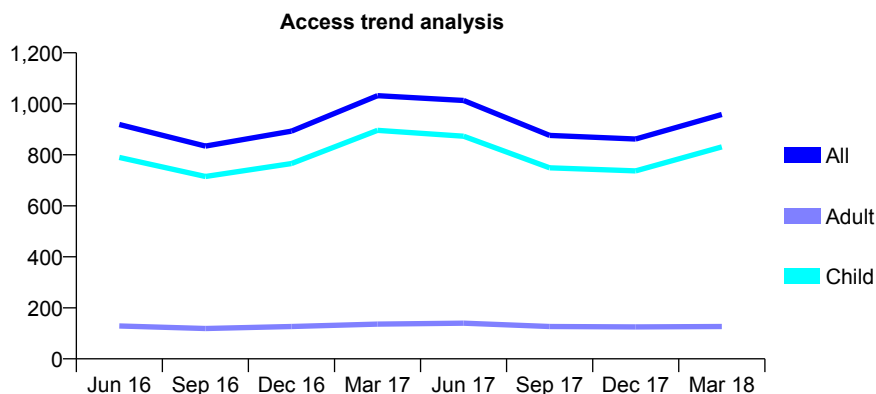
Q59 - Vital Signs At a Glance Contract Report for 787930/0001 - March 2018

Name or company name	MISS G DENTITH
Contract type name	GDS Contract
Purpose of contract	General
Contract start date	02/08/2013
Contract end date	

17/18 Contracted general activity (UDA)	2,400
Carry forward general activity (UDA)	0
17/18 Contracted orthodontic activity (UOA)	0
Carry forward orthodontic activity (UOA)	0
Baseline contract value	£87,833.77

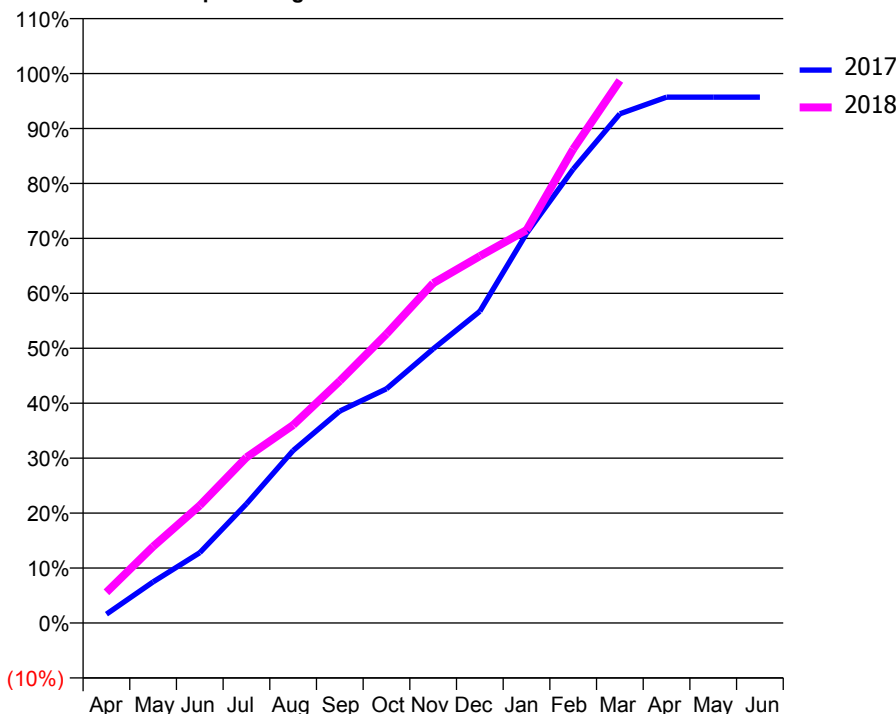
ACCESS*

Patients seen in 24 months	Total	Change since previous quarter
Quarter ending March 2017	1,032	
Quarter ending June 2017	1,013	↓
Quarter ending September 2017	876	↓
Quarter ending December 2017	862	↓
Quarter ending March 2018	958	↑
Variance since March 2017	(7.2%)	↓



ACTIVITY

Cumulative percentage of contracted UDA delivered 2017 & 2018



Month	Adjusted Scheduled Activity (UDA)	
	2017	2018
April	39	134
May	180	334
June	307	513
July	521	723
August	753	864
September	926	1,058
October	1,023	1,262
November	1,197	1,484
December	1,361	1,602
January	1,701	1,716
February	1,982	2,070
March	2,224	2,369
April	2,297	
May	2,297	
June	2,297	

QUALITY

	Quantity	Base Number	Contract	AT	Region	England
% of FP17s for the same patient ID Re-attending within 3 months - Children	69	1,239	5.6%	9.7%	11.6%	11.9%
% of FP17s for the same patient ID Re-attending within 3 months - Adults	7	87	8.0%	14.2%	15.4%	16.0%
% of FP17s for the same patient ID Re-attending between 3 & 9 months - Children	762	1,239	61.5%	61.1%	59.4%	58.3%
% of FP17s for the same patient ID Re-attending between 3 & 9 months - Adults	57	87	65.5%	52.6%	51.3%	50.3%
% of FP17s for Band 1 Urgent Courses	52	1,278	4.1%	7.2%	8.0%	9.1%
% of FP17s Relating to Free Repair or Replacements	0	1,278	0.0%	0.8%	0.8%	0.8%
% of FP17s Relating to Continuations	0	1,278	0.0%	1.1%	1.0%	1.0%
% of Patients satisfied with the dentistry they have received	2	3	N/A	91.9%	91.7%	91.5%
% of Patients satisfied with the time they had to wait for an appointment	3	3	N/A	86.8%	88.3%	87.9%

* This is based on patients treated on this contract for their most recent course of treatment. Figures in italics indicate the base number of FP17s or Patient Questionnaire responses are less than 100. N/A is shown where the base number of responses is less than 10 during the period. % is calculated as Quantity/Base number*100

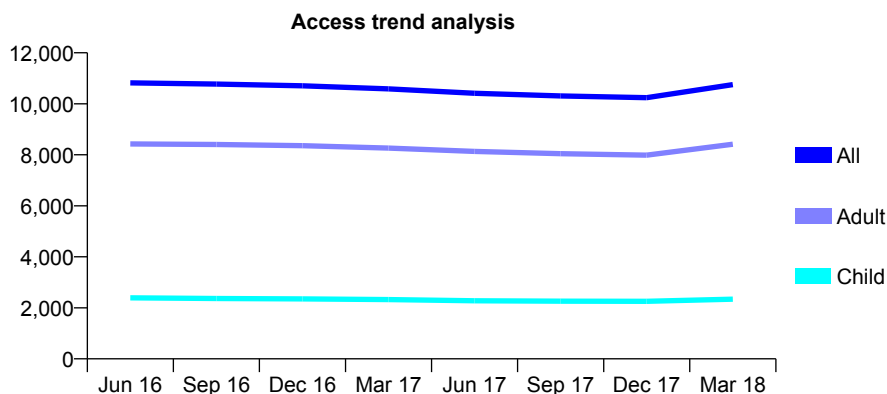
Q59 - Vital Signs At a Glance Contract Report for 796964/0002 - March 2018

Name or company name	MR A SMITH
Contract type name	GDS Contract
Purpose of contract	General and Orthodontic
Contract start date	01/08/2014
Contract end date	

17/18 Contracted general activity (UDA)	33,500
Carry forward general activity (UDA)	860
17/18 Contracted orthodontic activity (UOA)	707
Carry forward orthodontic activity (UOA)	10
Baseline contract value	£945,450.81

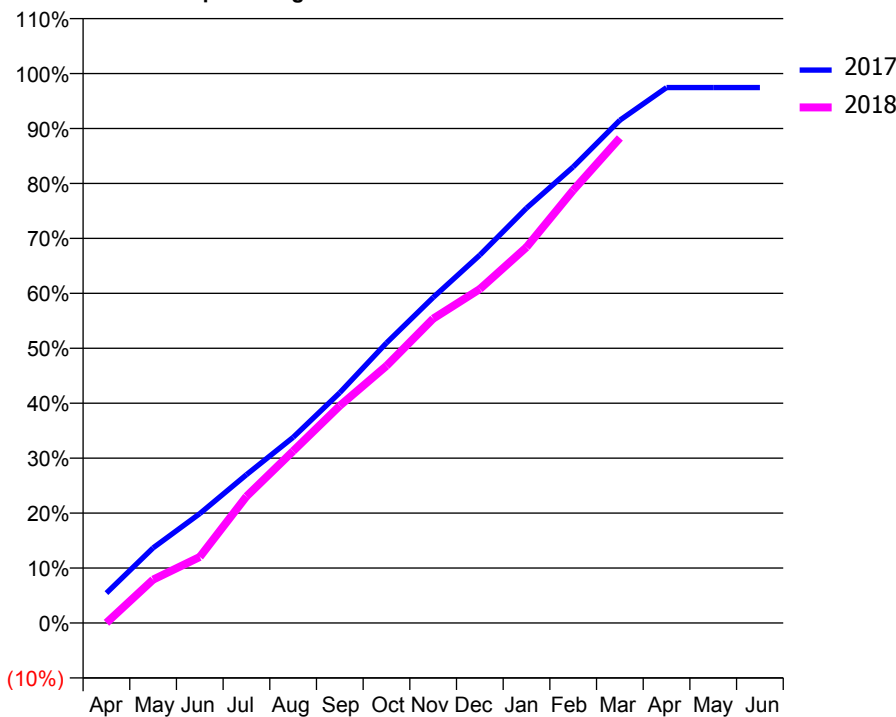
ACCESS*

Patients seen in 24 months	Total	Change since previous quarter
Quarter ending March 2017	10,587	
Quarter ending June 2017	10,412	↓
Quarter ending September 2017	10,310	→
Quarter ending December 2017	10,243	→
Quarter ending March 2018	10,754	↑
Variance since March 2017	1.6%	→



ACTIVITY

Cumulative percentage of contracted UDA delivered 2017 & 2018



Month	Adjusted Scheduled Activity (UDA)	
	2017	2018
April	1,821	13
May	4,582	2,646
June	6,668	4,032
July	9,043	7,719
August	11,317	10,485
September	14,042	13,247
October	17,075	15,677
November	19,850	18,554
December	22,436	20,357
January	25,298	22,914
February	27,805	26,385
March	30,650	29,572
April	32,641	
May	32,644	
June	32,640	

QUALITY

	Quantity	Base Number	Contract	AT	Region	England
% of FP17s for the same patient ID Re-attending within 3 months - Children	270	3,961	6.8%	9.7%	11.6%	11.9%
% of FP17s for the same patient ID Re-attending within 3 months - Adults	2,535	14,530	17.4%	14.2%	15.4%	16.0%
% of FP17s for the same patient ID Re-attending between 3 & 9 months - Children	2,759	3,961	69.7%	61.1%	59.4%	58.3%
% of FP17s for the same patient ID Re-attending between 3 & 9 months - Adults	9,183	14,530	63.2%	52.6%	51.3%	50.3%
% of FP17s for Band 1 Urgent Courses	1,170	17,481	6.7%	7.2%	8.0%	9.1%
% of FP17s Relating to Free Repair or Replacements	486	17,481	2.8%	0.8%	0.8%	0.8%
% of FP17s Relating to Continuations	326	17,481	1.9%	1.1%	1.0%	1.0%
% of Patients satisfied with the dentistry they have received	12	14	85.7%	91.9%	91.7%	91.5%
% of Patients satisfied with the time they had to wait for an appointment	13	14	92.9%	86.8%	88.3%	87.9%

* This is based on patients treated on this contract for their most recent course of treatment. Figures in italics indicate the base number of FP17s or Patient Questionnaire responses are less than 100. N/A is shown where the base number of responses is less than 10 during the period. % is calculated as Quantity/Base number*100

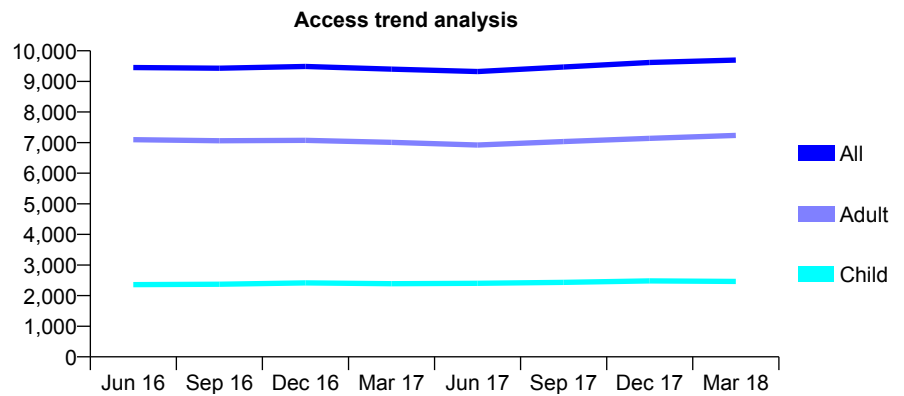
Q59 - Vital Signs At a Glance Contract Report for 810886/0001 - March 2018

Name or company name	J Wanstall, E Coyle, N Banton & R Bryant
Contract type name	GDS Contract
Purpose of contract	General
Contract start date	01/04/2006
Contract end date	

17/18 Contracted general activity (UDA)	25,717
Carry forward general activity (UDA)	333
17/18 Contracted orthodontic activity (UOA)	0
Carry forward orthodontic activity (UOA)	0
Baseline contract value	£563,214.10

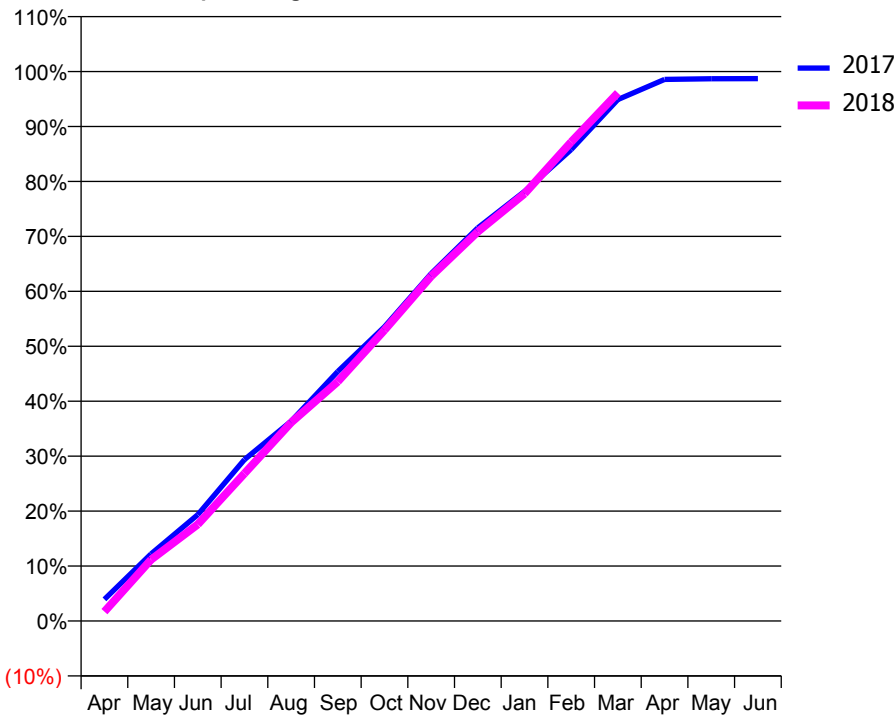
ACCESS*

Patients seen in 24 months	Total	Change since previous quarter
Quarter ending March 2017	9,400	
Quarter ending June 2017	9,324	→
Quarter ending September 2017	9,469	→
Quarter ending December 2017	9,620	→
Quarter ending March 2018	9,697	→
Variance since March 2017	3.2%	↑



ACTIVITY

Cumulative percentage of contracted UDA delivered 2017 & 2018



Month	Adjusted Scheduled Activity (UDA)	
	2017	2018
April	1,013	443
May	3,142	2,875
June	4,976	4,523
July	7,554	6,908
August	9,354	9,290
September	11,680	11,203
October	13,770	13,617
November	16,261	16,134
December	18,400	18,217
January	20,101	20,000
February	22,063	22,417
March	24,402	24,717
April	25,346	
May	25,375	
June	25,384	

QUALITY

	Quantity	Base Number	Contract	AT	Region	England
% of FP17s for the same patient ID Re-attending within 3 months - Children	273	3,820	7.1%	9.7%	11.6%	11.9%
% of FP17s for the same patient ID Re-attending within 3 months - Adults	1,309	10,563	12.4%	14.2%	15.4%	16.0%
% of FP17s for the same patient ID Re-attending between 3 & 9 months - Children	2,496	3,820	65.3%	61.1%	59.4%	58.3%
% of FP17s for the same patient ID Re-attending between 3 & 9 months - Adults	6,352	10,563	60.1%	52.6%	51.3%	50.3%
% of FP17s for Band 1 Urgent Courses	765	13,088	5.8%	7.2%	8.0%	9.1%
% of FP17s Relating to Free Repair or Replacements	111	13,088	0.8%	0.8%	0.8%	0.8%
% of FP17s Relating to Continuations	120	13,088	0.9%	1.1%	1.0%	1.0%
% of Patients satisfied with the dentistry they have received	9	10	90.0%	91.9%	91.7%	91.5%
% of Patients satisfied with the time they had to wait for an appointment	10	10	100.0%	86.8%	88.3%	87.9%

* This is based on patients treated on this contract for their most recent course of treatment. Figures in italics indicate the base number of FP17s or Patient Questionnaire responses are less than 100. N/A is shown where the base number of responses is less than 10 during the period. % is calculated as Quantity/Base number*100

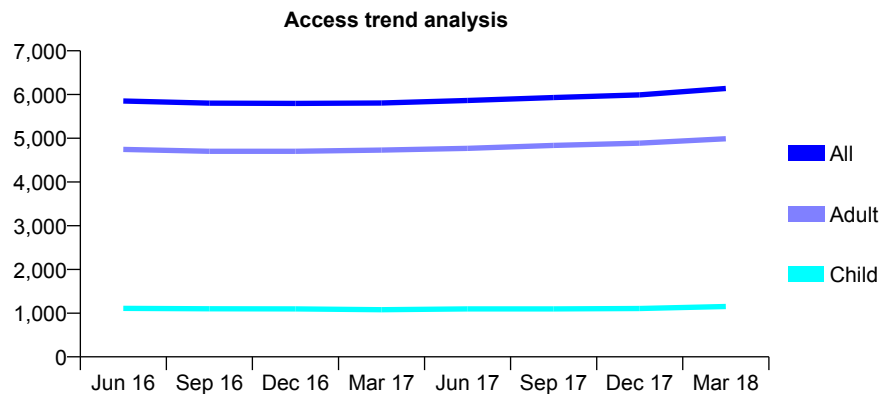
Q59 - Vital Signs At a Glance Contract Report for 812692/0001 - March 2018

Name or company name	MR RD KIDY
Contract type name	GDS Contract
Purpose of contract	General and Orthodontic
Contract start date	01/04/2006
Contract end date	

17/18 Contracted general activity (UDA)	18,737
Carry forward general activity (UDA)	0
17/18 Contracted orthodontic activity (UOA)	467
Carry forward orthodontic activity (UOA)	14
Baseline contract value	£414,407.77

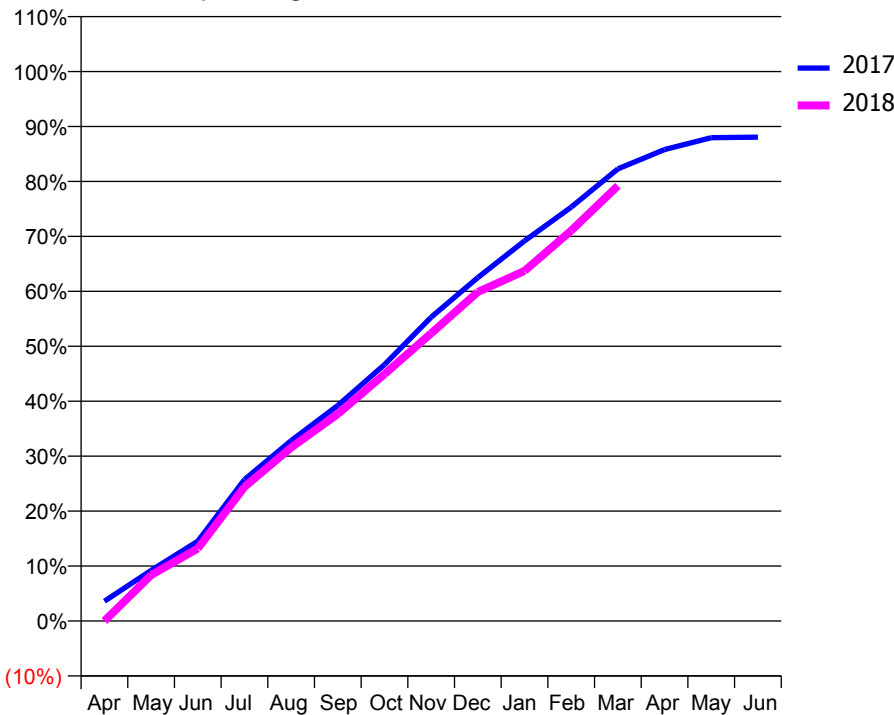
ACCESS*

Patients seen in 24 months	Total	Change since previous quarter
Quarter ending March 2017	5,806	
Quarter ending June 2017	5,865	→
Quarter ending September 2017	5,932	→
Quarter ending December 2017	5,993	→
Quarter ending March 2018	6,137	↑
Variance since March 2017	5.7%	↑



ACTIVITY

Cumulative percentage of contracted UDA delivered 2017 & 2018



Month	Adjusted Scheduled Activity (UDA)	
	2017	2018
April	676	0
May	1,726	1,565
June	2,723	2,473
July	4,824	4,573
August	6,148	5,912
September	7,352	7,061
October	8,742	8,417
November	10,360	9,809
December	11,712	11,218
January	12,959	11,936
February	14,112	13,309
March	15,416	14,837
April	16,076	
May	16,478	
June	16,498	

QUALITY

	Quantity	Base Number	Contract	AT	Region	England
% of FP17s for the same patient ID Re-attending within 3 months - Children	143	1,908	7.5%	9.7%	11.6%	11.9%
% of FP17s for the same patient ID Re-attending within 3 months - Adults	828	7,535	11.0%	14.2%	15.4%	16.0%
% of FP17s for the same patient ID Re-attending between 3 & 9 months - Children	1,182	1,908	61.9%	61.1%	59.4%	58.3%
% of FP17s for the same patient ID Re-attending between 3 & 9 months - Adults	4,527	7,535	60.1%	52.6%	51.3%	50.3%
% of FP17s for Band 1 Urgent Courses	567	8,859	6.4%	7.2%	8.0%	9.1%
% of FP17s Relating to Free Repair or Replacements	74	8,859	0.8%	0.8%	0.8%	0.8%
% of FP17s Relating to Continuations	26	8,859	0.3%	1.1%	1.0%	1.0%
% of Patients satisfied with the dentistry they have received	12	12	100.0%	91.9%	91.7%	91.5%
% of Patients satisfied with the time they had to wait for an appointment	9	12	75.0%	86.8%	88.3%	87.9%

* This is based on patients treated on this contract for their most recent course of treatment. Figures in italics indicate the base number of FP17s or Patient Questionnaire responses are less than 100. N/A is shown where the base number of responses is less than 10 during the period. % is calculated as Quantity/Base number*100

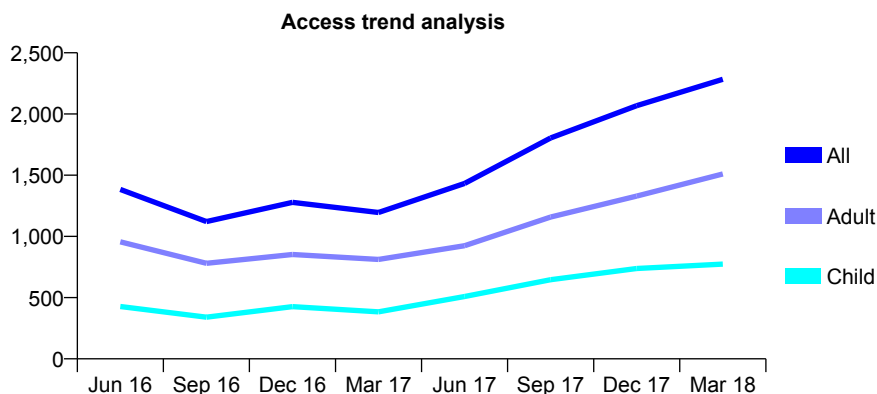
Q59 - Vital Signs At a Glance Contract Report for 812811/0001 - March 2018

Name or company name	MRS S KAUR
Contract type name	GDS Contract
Purpose of contract	General
Contract start date	01/04/2006
Contract end date	

17/18 Contracted general activity (UDA)	7,982
Carry forward general activity (UDA)	-136
17/18 Contracted orthodontic activity (UOA)	0
Carry forward orthodontic activity (UOA)	0
Baseline contract value	£192,276.40

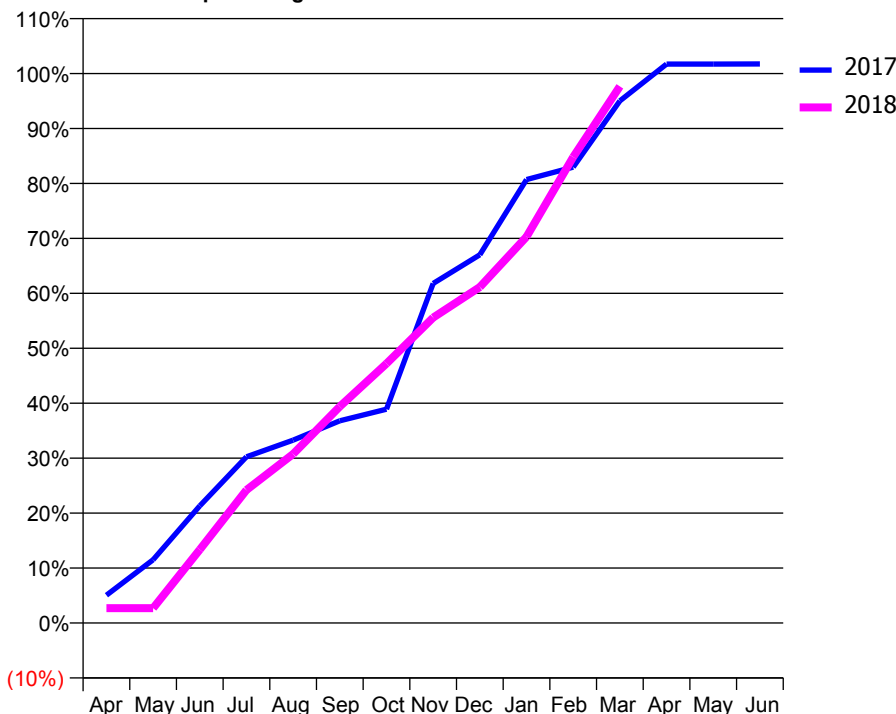
ACCESS*

Patients seen in 24 months	Total	Change since previous quarter
Quarter ending March 2017	1,196	
Quarter ending June 2017	1,433	↑
Quarter ending September 2017	1,805	↑
Quarter ending December 2017	2,068	↑
Quarter ending March 2018	2,284	↑
Variance since March 2017	91.0%	↑



ACTIVITY

Cumulative percentage of contracted UDA delivered 2017 & 2018



Adjusted Scheduled Activity (UDA)

Month	2017	2018
April	192	216
May	436	216
June	808	1,067
July	1,146	1,931
August	1,260	2,454
September	1,394	3,145
October	1,474	3,769
November	2,340	4,437
December	2,539	4,879
January	3,057	5,611
February	3,142	6,769
March	3,599	7,795
April	3,853	
May	3,853	
June	3,854	

QUALITY

	Quantity	Base Number	Contract	AT	Region	England
% of FP17s for the same patient ID Re-attending within 3 months - Children	129	1,383	9.3%	9.7%	11.6%	11.9%
% of FP17s for the same patient ID Re-attending within 3 months - Adults	377	2,290	16.5%	14.2%	15.4%	16.0%
% of FP17s for the same patient ID Re-attending between 3 & 9 months - Children	621	1,383	44.9%	61.1%	59.4%	58.3%
% of FP17s for the same patient ID Re-attending between 3 & 9 months - Adults	673	2,290	29.4%	52.6%	51.3%	50.3%
% of FP17s for Band 1 Urgent Courses	411	3,531	11.6%	7.2%	8.0%	9.1%
% of FP17s Relating to Free Repair or Replacements	13	3,531	0.4%	0.8%	0.8%	0.8%
% of FP17s Relating to Continuations	10	3,531	0.3%	1.1%	1.0%	1.0%
% of Patients satisfied with the dentistry they have received	3	3	N/A	91.9%	91.7%	91.5%
% of Patients satisfied with the time they had to wait for an appointment	2	3	N/A	86.8%	88.3%	87.9%

* This is based on patients treated on this contract for their most recent course of treatment. Figures in italics indicate the base number of FP17s or Patient Questionnaire responses are less than 100. N/A is shown where the base number of responses is less than 10 during the period. % is calculated as Quantity/Base number*100

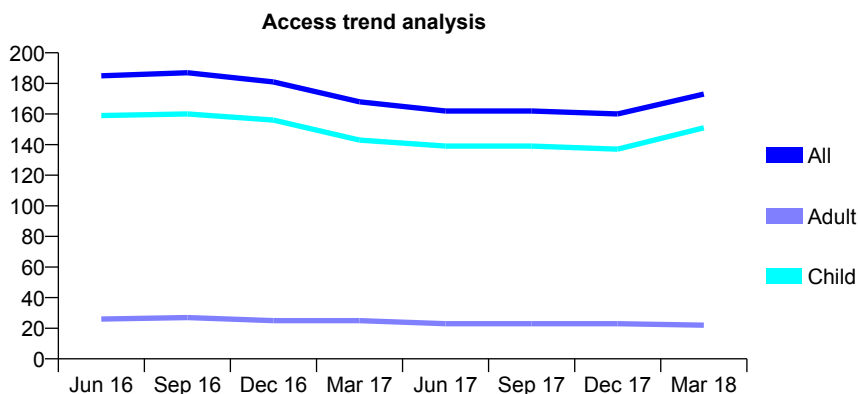
Q59 - Vital Signs At a Glance Contract Report for 813907/0001 - March 2018

Name or company name	Dr R Janjua & Dr H Mehboob
Contract type name	GDS Contract
Purpose of contract	General
Contract start date	01/04/2006
Contract end date	

17/18 Contracted general activity (UDA)	400
Carry forward general activity (UDA)	1
17/18 Contracted orthodontic activity (UOA)	0
Carry forward orthodontic activity (UOA)	0
Baseline contract value	£9,147.02

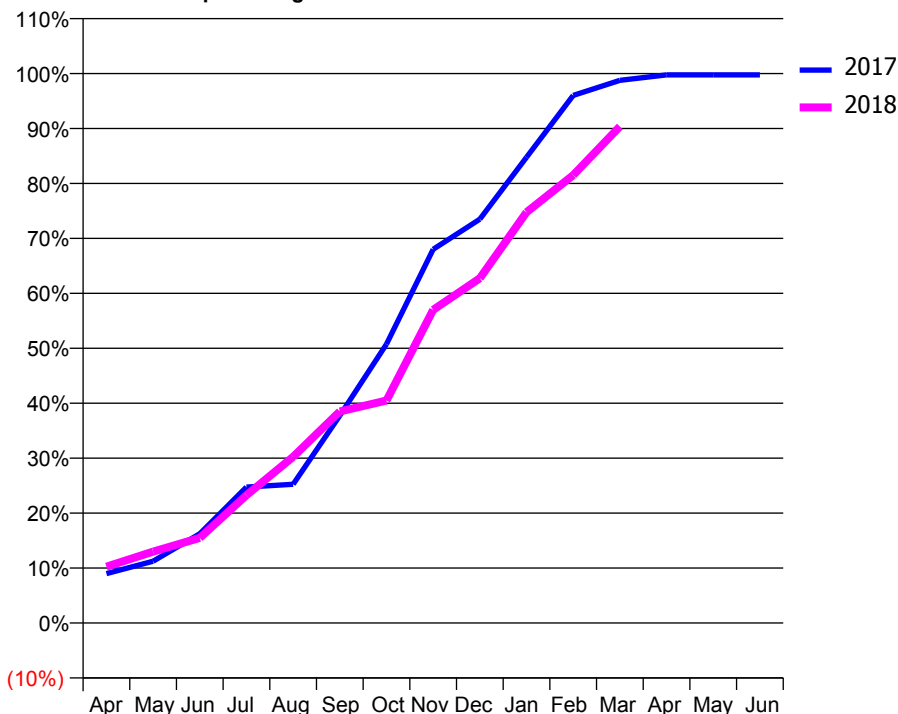
ACCESS*

Patients seen in 24 months	Total	Change since previous quarter
Quarter ending March 2017	168	
Quarter ending June 2017	162	↓
Quarter ending September 2017	162	→
Quarter ending December 2017	160	↓
Quarter ending March 2018	173	↑
Variance since March 2017	3.0%	↑



ACTIVITY

Cumulative percentage of contracted UDA delivered 2017 & 2018



Month	Adjusted Scheduled Activity (UDA)	
	2017	2018
April	36	41
May	45	52
June	65	62
July	99	93
August	101	121
September	151	154
October	203	162
November	272	228
December	294	251
January	339	299
February	384	326
March	395	361
April	399	
May	399	
June	399	

QUALITY

	Quantity	Base Number	Contract	AT	Region	England
% of FP17s for the same patient ID Re-attending within 3 months - Children	10	240	4.2%	9.7%	11.6%	11.9%
% of FP17s for the same patient ID Re-attending within 3 months - Adults	0	2	0.0%	14.2%	15.4%	16.0%
% of FP17s for the same patient ID Re-attending between 3 & 9 months - Children	145	240	60.4%	61.1%	59.4%	58.3%
% of FP17s for the same patient ID Re-attending between 3 & 9 months - Adults	2	2	100.0%	52.6%	51.3%	50.3%
% of FP17s for Band 1 Urgent Courses	2	237	0.8%	7.2%	8.0%	9.1%
% of FP17s Relating to Free Repair or Replacements	0	237	0.0%	0.8%	0.8%	0.8%
% of FP17s Relating to Continuations	0	237	0.0%	1.1%	1.0%	1.0%
% of Patients satisfied with the dentistry they have received	0	0	N/A	91.9%	91.7%	91.5%
% of Patients satisfied with the time they had to wait for an appointment	0	0	N/A	86.8%	88.3%	87.9%

* This is based on patients treated on this contract for their most recent course of treatment. Figures in italics indicate the base number of FP17s or Patient Questionnaire responses are less than 100. N/A is shown where the base number of responses is less than 10 during the period. % is calculated as Quantity/Base number*100

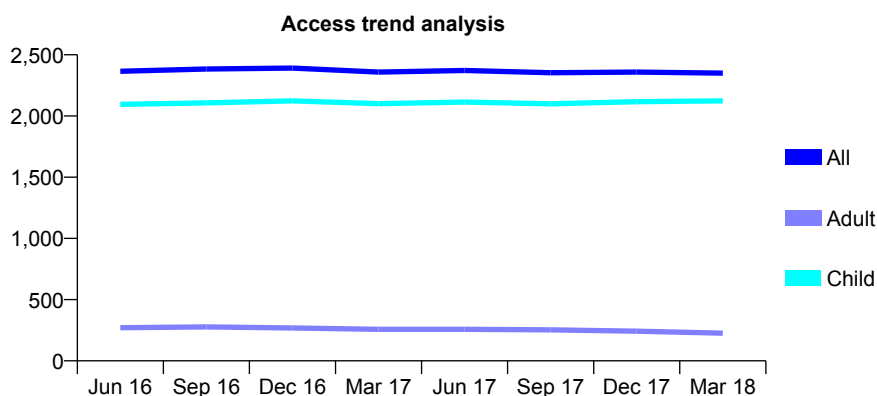
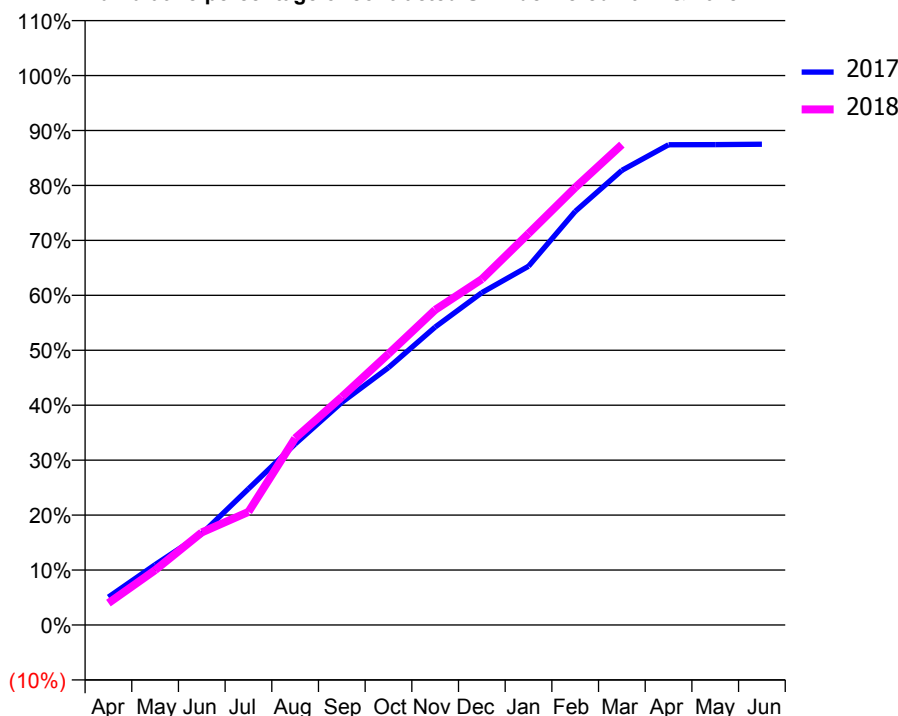
Q59 - Vital Signs At a Glance Contract Report for 820873/0001 - March 2018

Name or company name	MR ST KACZMARCZYK
Contract type name	GDS Contract
Purpose of contract	General
Contract start date	01/04/2006
Contract end date	

17/18 Contracted general activity (UDA)	5,000
Carry forward general activity (UDA)	0
17/18 Contracted orthodontic activity (UOA)	0
Carry forward orthodontic activity (UOA)	0
Baseline contract value	£104,266.47

ACCESS*

Patients seen in 24 months	Total	Change since previous quarter
Quarter ending March 2017	2,359	
Quarter ending June 2017	2,372	→
Quarter ending September 2017	2,353	→
Quarter ending December 2017	2,359	→
Quarter ending March 2018	2,350	→
Variance since March 2017	(0.4%)	→


ACTIVITY
Cumulative percentage of contracted UDA delivered 2017 & 2018


Month	Adjusted Scheduled Activity (UDA)	
	2017	2018
April	254	199
May	549	500
June	831	842
July	1,239	1,029
August	1,647	1,699
September	2,026	2,075
October	2,343	2,467
November	2,712	2,867
December	3,024	3,147
January	3,264	3,562
February	3,763	3,981
March	4,137	4,372
April	4,369	
May	4,371	
June	4,374	

QUALITY

	Quantity	Base Number	Contract	AT	Region	England
% of FP17s for the same patient ID Re-attending within 3 months - Children	222	3,771	5.9%	9.7%	11.6%	11.9%
% of FP17s for the same patient ID Re-attending within 3 months - Adults	0	0	N/A	14.2%	15.4%	16.0%
% of FP17s for the same patient ID Re-attending between 3 & 9 months - Children	2,743	3,771	72.7%	61.1%	59.4%	58.3%
% of FP17s for the same patient ID Re-attending between 3 & 9 months - Adults	0	0	N/A	52.6%	51.3%	50.3%
% of FP17s for Band 1 Urgent Courses	144	3,589	4.0%	7.2%	8.0%	9.1%
% of FP17s Relating to Free Repair or Replacements	1	3,589	0.0%	0.8%	0.8%	0.8%
% of FP17s Relating to Continuations	0	3,589	0.0%	1.1%	1.0%	1.0%
% of Patients satisfied with the dentistry they have received	2	2	N/A	91.9%	91.7%	91.5%
% of Patients satisfied with the time they had to wait for an appointment	1	2	N/A	86.8%	88.3%	87.9%

* This is based on patients treated on this contract for their most recent course of treatment. Figures in italics indicate the base number of FP17s or Patient Questionnaire responses are less than 100. N/A is shown where the base number of responses is less than 10 during the period. % is calculated as Quantity/Base number*100

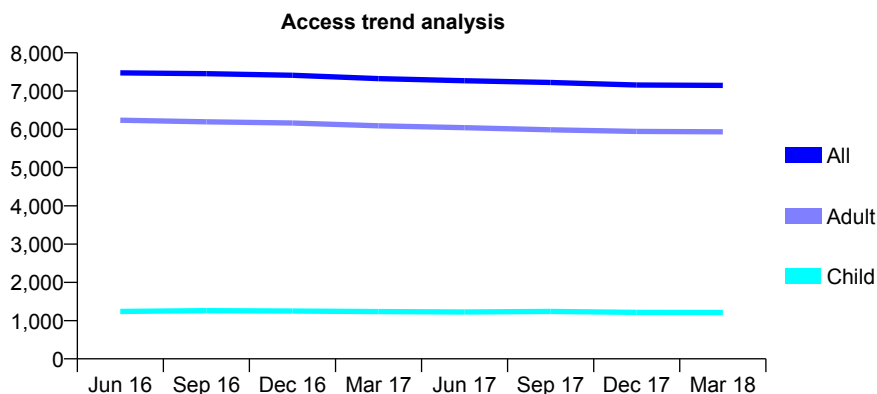
Q59 - Vital Signs At a Glance Contract Report for 840386/0002 - March 2018

Name or company name	MR AW GEMMELL
Contract type name	GDS Contract
Purpose of contract	General and Orthodontic
Contract start date	01/08/2009
Contract end date	

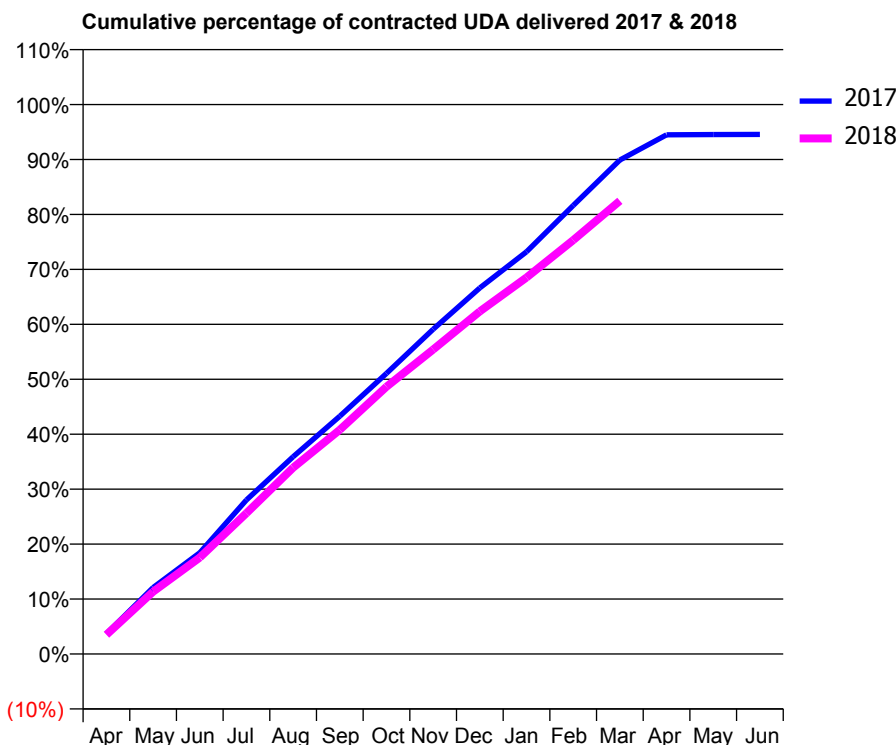
17/18 Contracted general activity (UDA)	21,500
Carry forward general activity (UDA)	0
17/18 Contracted orthodontic activity (UOA)	660
Carry forward orthodontic activity (UOA)	3
Baseline contract value	£523,578.52

ACCESS*

Patients seen in 24 months	Total	Change since previous quarter
Quarter ending March 2017	7,327	
Quarter ending June 2017	7,269	→
Quarter ending September 2017	7,226	→
Quarter ending December 2017	7,158	→
Quarter ending March 2018	7,147	→
Variance since March 2017	(2.5%)	↓



ACTIVITY



Month	Adjusted Scheduled Activity (UDA)	
	2017	2018
April	756	755
May	2,479	2,437
June	3,777	3,777
July	5,748	5,510
August	7,358	7,291
September	8,871	8,775
October	10,470	10,459
November	12,115	11,915
December	13,657	13,405
January	15,007	14,729
February	16,732	16,194
March	18,429	17,732
April	19,367	
May	19,377	
June	19,384	

QUALITY

	Quantity	Base Number	Contract	AT	Region	England
% of FP17s for the same patient ID Re-attending within 3 months - Children	142	2,110	6.7%	9.7%	11.6%	11.9%
% of FP17s for the same patient ID Re-attending within 3 months - Adults	1,244	9,494	13.1%	14.2%	15.4%	16.0%
% of FP17s for the same patient ID Re-attending between 3 & 9 months - Children	1,562	2,110	74.0%	61.1%	59.4%	58.3%
% of FP17s for the same patient ID Re-attending between 3 & 9 months - Adults	5,901	9,494	62.2%	52.6%	51.3%	50.3%
% of FP17s for Band 1 Urgent Courses	313	10,226	3.1%	7.2%	8.0%	9.1%
% of FP17s Relating to Free Repair or Replacements	148	10,226	1.4%	0.8%	0.8%	0.8%
% of FP17s Relating to Continuations	237	10,226	2.3%	1.1%	1.0%	1.0%
% of Patients satisfied with the dentistry they have received	13	16	81.3%	91.9%	91.7%	91.5%
% of Patients satisfied with the time they had to wait for an appointment	13	16	81.3%	86.8%	88.3%	87.9%

* This is based on patients treated on this contract for their most recent course of treatment. Figures in italics indicate the base number of FP17s or Patient Questionnaire responses are less than 100. N/A is shown where the base number of responses is less than 10 during the period. % is calculated as Quantity/Base number*100

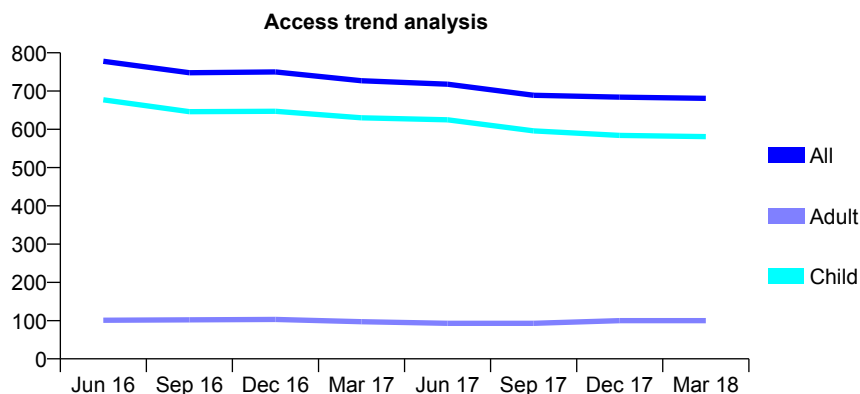
Q59 - Vital Signs At a Glance Contract Report for 867861/0001 - March 2018

Name or company name	MR DM AUNIANU
Contract type name	GDS Contract
Purpose of contract	General
Contract start date	01/05/2014
Contract end date	

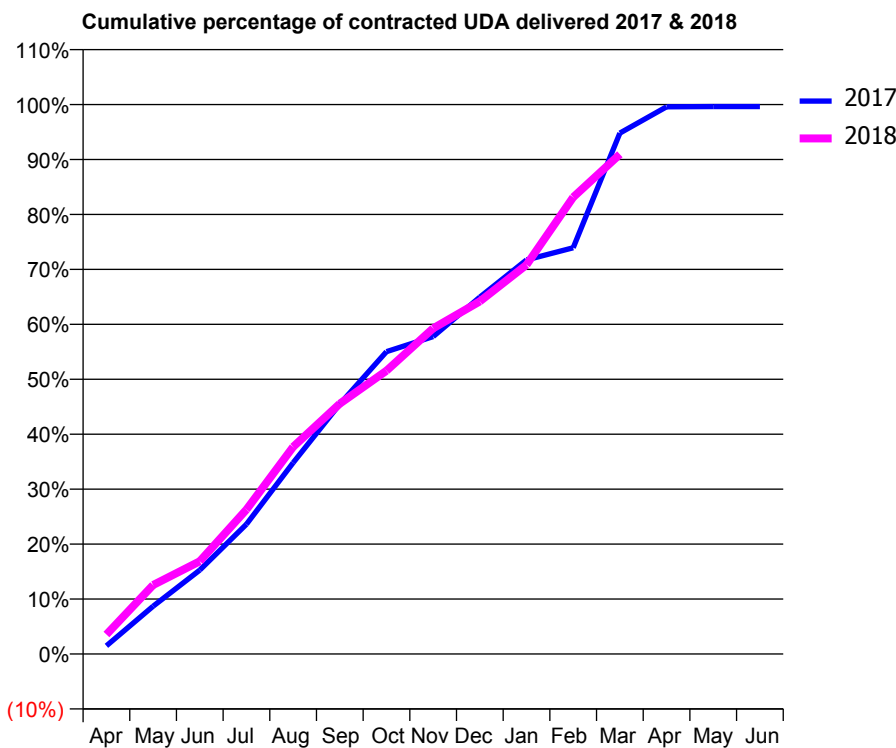
17/18 Contracted general activity (UDA)	2,219
Carry forward general activity (UDA)	8
17/18 Contracted orthodontic activity (UOA)	0
Carry forward orthodontic activity (UOA)	0
Baseline contract value	£59,900.34

ACCESS*

Patients seen in 24 months	Total	Change since previous quarter
Quarter ending March 2017	727	
Quarter ending June 2017	718	↓
Quarter ending September 2017	689	↓
Quarter ending December 2017	684	→
Quarter ending March 2018	681	→
Variance since March 2017	(6.3%)	↓



ACTIVITY



Month	Adjusted Scheduled Activity (UDA)	
	2017	2018
April	33	79
May	193	278
June	339	374
July	524	584
August	773	837
September	1,010	1,011
October	1,221	1,144
November	1,282	1,315
December	1,441	1,424
January	1,592	1,571
February	1,641	1,844
March	2,104	2,018
April	2,210	
May	2,211	
June	2,211	

QUALITY

	Quantity	Base Number	Contract	AT	Region	England
% of FP17s for the same patient ID Re-attending within 3 months - Children	84	984	8.5%	9.7%	11.6%	11.9%
% of FP17s for the same patient ID Re-attending within 3 months - Adults	3	58	5.2%	14.2%	15.4%	16.0%
% of FP17s for the same patient ID Re-attending between 3 & 9 months - Children	676	984	68.7%	61.1%	59.4%	58.3%
% of FP17s for the same patient ID Re-attending between 3 & 9 months - Adults	43	58	74.1%	52.6%	51.3%	50.3%
% of FP17s for Band 1 Urgent Courses	16	993	1.6%	7.2%	8.0%	9.1%
% of FP17s Relating to Free Repair or Replacements	0	993	0.0%	0.8%	0.8%	0.8%
% of FP17s Relating to Continuations	18	993	1.8%	1.1%	1.0%	1.0%
% of Patients satisfied with the dentistry they have received	1	1	N/A	91.9%	91.7%	91.5%
% of Patients satisfied with the time they had to wait for an appointment	0	1	N/A	86.8%	88.3%	87.9%

* This is based on patients treated on this contract for their most recent course of treatment. Figures in italics indicate the base number of FP17s or Patient Questionnaire responses are less than 100. N/A is shown where the base number of responses is less than 10 during the period. % is calculated as Quantity/Base number*100

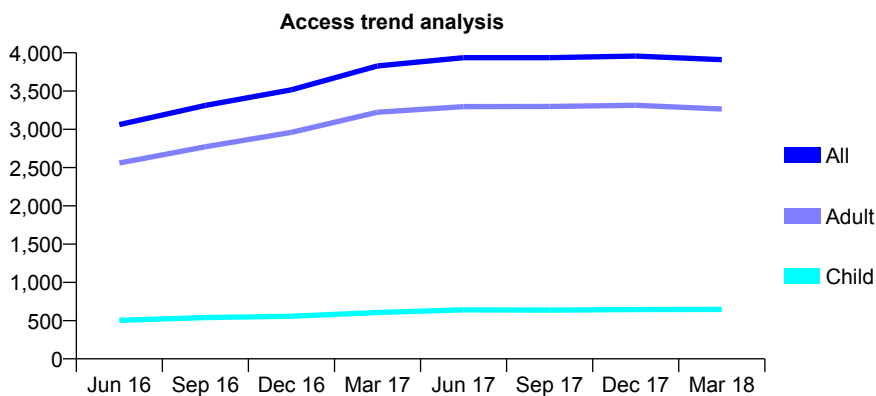
Q59 - Vital Signs At a Glance Contract Report for 877530/0001 - March 2018

Name or company name	MR S RAO PORUMAMILLA
Contract type name	GDS Contract
Purpose of contract	General
Contract start date	01/05/2015
Contract end date	

17/18 Contracted general activity (UDA)	10,054
Carry forward general activity (UDA)	0
17/18 Contracted orthodontic activity (UOA)	0
Carry forward orthodontic activity (UOA)	0
Baseline contract value	£200,418.25

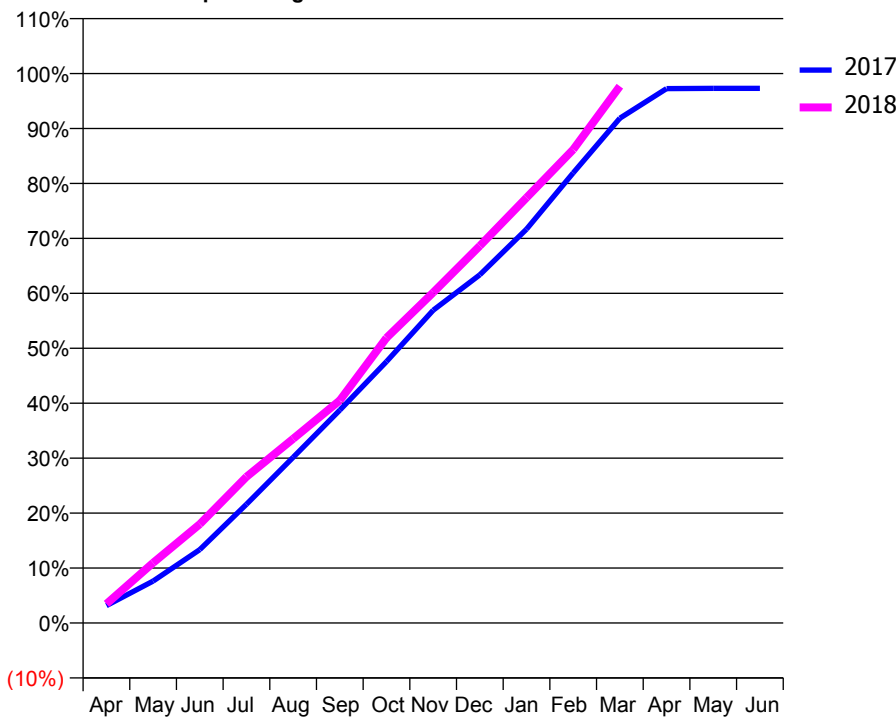
ACCESS*

Patients seen in 24 months	Total	Change since previous quarter
Quarter ending March 2017	3,828	
Quarter ending June 2017	3,937	↑
Quarter ending September 2017	3,936	→
Quarter ending December 2017	3,958	→
Quarter ending March 2018	3,911	↓
Variance since March 2017	2.2%	↑



ACTIVITY

Cumulative percentage of contracted UDA delivered 2017 & 2018



Month	Adjusted Scheduled Activity (UDA)	
	2017	2018
April	319	350
May	768	1,100
June	1,344	1,810
July	2,172	2,674
August	3,032	3,370
September	3,895	4,073
October	4,784	5,217
November	5,723	6,047
December	6,371	6,901
January	7,206	7,782
February	8,235	8,664
March	9,237	9,821
April	9,778	
May	9,783	
June	9,782	

QUALITY

	Quantity	Base Number	Contract	AT	Region	England
% of FP17s for the same patient ID Re-attending within 3 months - Children	55	879	6.3%	9.7%	11.6%	11.9%
% of FP17s for the same patient ID Re-attending within 3 months - Adults	497	4,594	10.8%	14.2%	15.4%	16.0%
% of FP17s for the same patient ID Re-attending between 3 & 9 months - Children	527	879	60.0%	61.1%	59.4%	58.3%
% of FP17s for the same patient ID Re-attending between 3 & 9 months - Adults	2,893	4,594	63.0%	52.6%	51.3%	50.3%
% of FP17s for Band 1 Urgent Courses	406	5,197	7.8%	7.2%	8.0%	9.1%
% of FP17s Relating to Free Repair or Replacements	21	5,197	0.4%	0.8%	0.8%	0.8%
% of FP17s Relating to Continuations	9	5,197	0.2%	1.1%	1.0%	1.0%
% of Patients satisfied with the dentistry they have received	7	7	N/A	91.9%	91.7%	91.5%
% of Patients satisfied with the time they had to wait for an appointment	7	7	N/A	86.8%	88.3%	87.9%

* This is based on patients treated on this contract for their most recent course of treatment. Figures in italics indicate the base number of FP17s or Patient Questionnaire responses are less than 100. N/A is shown where the base number of responses is less than 10 during the period. % is calculated as Quantity/Base number*100

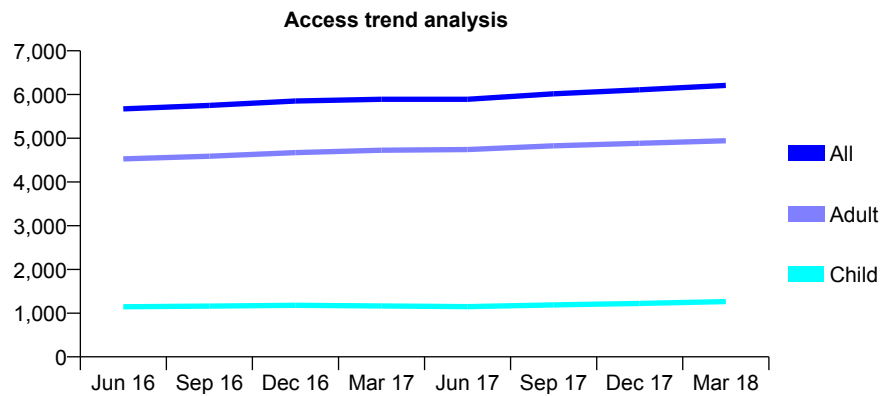
Q59 - Vital Signs At a Glance Contract Report for 884286/0001 - March 2018

Name or company name	MISS R MANDALIA
Contract type name	GDS Contract
Purpose of contract	General
Contract start date	01/04/2008
Contract end date	

17/18 Contracted general activity (UDA)	17,732
Carry forward general activity (UDA)	-42
17/18 Contracted orthodontic activity (UOA)	0
Carry forward orthodontic activity (UOA)	0
Baseline contract value	£428,572.36

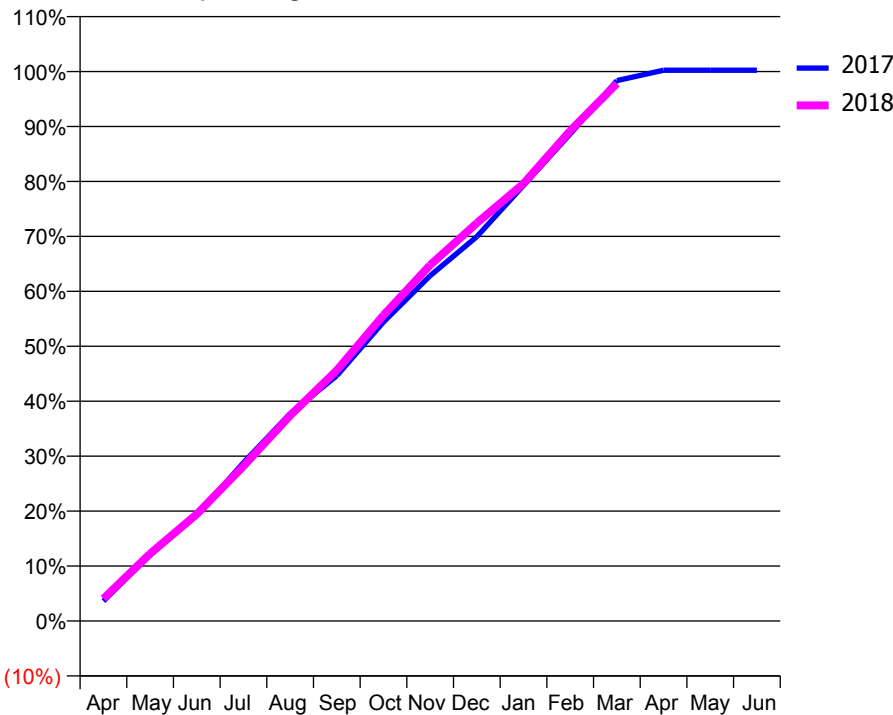
ACCESS*

Patients seen in 24 months	Total	Change since previous quarter
Quarter ending March 2017	5,892	
Quarter ending June 2017	5,890	→
Quarter ending September 2017	6,015	↑
Quarter ending December 2017	6,107	→
Quarter ending March 2018	6,207	→
Variance since March 2017	5.3%	↑



ACTIVITY

Cumulative percentage of contracted UDA delivered 2017 & 2018



Month	Adjusted Scheduled Activity (UDA)	
	2017	2018
April	645	722
May	2,132	2,174
June	3,416	3,450
July	5,109	4,998
August	6,693	6,628
September	7,913	8,090
October	9,650	9,868
November	11,144	11,485
December	12,405	12,841
January	14,058	14,114
February	15,717	15,819
March	17,440	17,345
April	17,774	
May	17,774	
June	17,774	

QUALITY

	Quantity	Base Number	Contract	AT	Region	England
% of FP17s for the same patient ID Re-attending within 3 months - Children	143	2,184	6.5%	9.7%	11.6%	11.9%
% of FP17s for the same patient ID Re-attending within 3 months - Adults	985	7,962	12.4%	14.2%	15.4%	16.0%
% of FP17s for the same patient ID Re-attending between 3 & 9 months - Children	1,522	2,184	69.7%	61.1%	59.4%	58.3%
% of FP17s for the same patient ID Re-attending between 3 & 9 months - Adults	4,973	7,962	62.5%	52.6%	51.3%	50.3%
% of FP17s for Band 1 Urgent Courses	634	9,925	6.4%	7.2%	8.0%	9.1%
% of FP17s Relating to Free Repair or Replacements	68	9,925	0.7%	0.8%	0.8%	0.8%
% of FP17s Relating to Continuations	95	9,925	1.0%	1.1%	1.0%	1.0%
% of Patients satisfied with the dentistry they have received	7	9	N/A	91.9%	91.7%	91.5%
% of Patients satisfied with the time they had to wait for an appointment	6	9	N/A	86.8%	88.3%	87.9%

* This is based on patients treated on this contract for their most recent course of treatment. Figures in italics indicate the base number of FP17s or Patient Questionnaire responses are less than 100. N/A is shown where the base number of responses is less than 10 during the period. % is calculated as Quantity/Base number*100

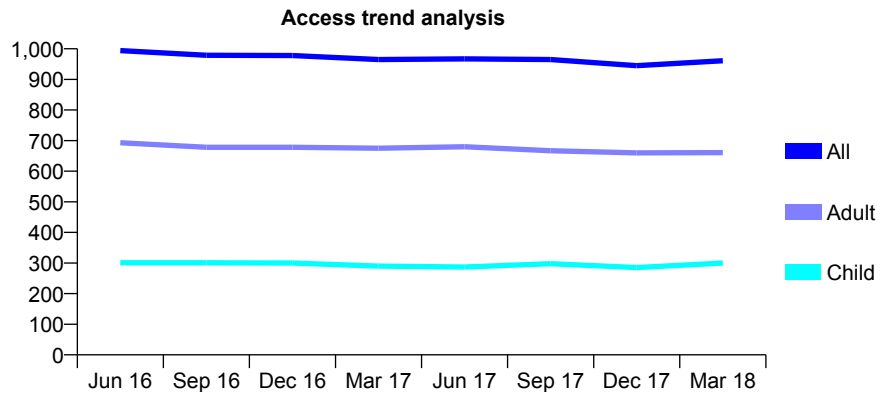
Q59 - Vital Signs At a Glance Contract Report for 888761/0001 - March 2018

Name or company name	MR JF HAWKINS
Contract type name	GDS Contract
Purpose of contract	General and Orthodontic
Contract start date	01/04/2006
Contract end date	

17/18 Contracted general activity (UDA)	2,400
Carry forward general activity (UDA)	0
17/18 Contracted orthodontic activity (UOA)	214
Carry forward orthodontic activity (UOA)	23
Baseline contract value	£66,707.77

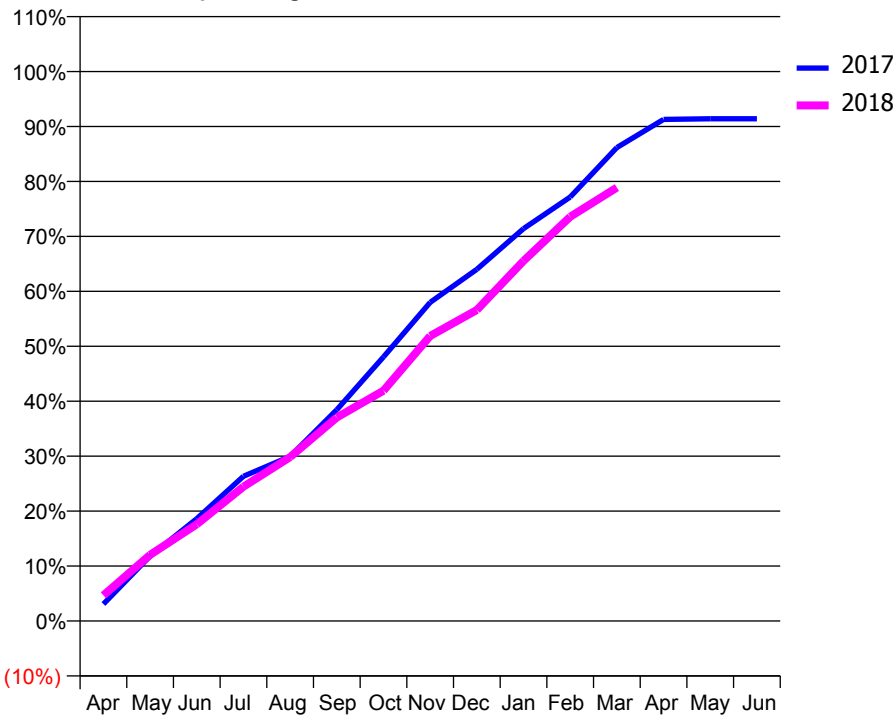
ACCESS*

Patients seen in 24 months	Total	Change since previous quarter
Quarter ending March 2017	965	
Quarter ending June 2017	967	→
Quarter ending September 2017	965	→
Quarter ending December 2017	945	↓
Quarter ending March 2018	961	→
Variance since March 2017	(0.4%)	→



ACTIVITY

Cumulative percentage of contracted UDA delivered 2017 & 2018



Month	Adjusted Scheduled Activity (UDA)	
	2017	2018
April	74	112
May	284	289
June	447	423
July	632	587
August	719	716
September	923	889
October	1,153	1,006
November	1,392	1,245
December	1,536	1,358
January	1,714	1,573
February	1,852	1,766
March	2,068	1,893
April	2,191	
May	2,194	
June	2,194	

QUALITY

	Quantity	Base Number	Contract	AT	Region	England
% of FP17s for the same patient ID Re-attending within 3 months - Children	22	424	5.2%	9.7%	11.6%	11.9%
% of FP17s for the same patient ID Re-attending within 3 months - Adults	95	965	9.8%	14.2%	15.4%	16.0%
% of FP17s for the same patient ID Re-attending between 3 & 9 months - Children	255	424	60.1%	61.1%	59.4%	58.3%
% of FP17s for the same patient ID Re-attending between 3 & 9 months - Adults	648	965	67.2%	52.6%	51.3%	50.3%
% of FP17s for Band 1 Urgent Courses	30	1,300	2.3%	7.2%	8.0%	9.1%
% of FP17s Relating to Free Repair or Replacements	2	1,300	0.2%	0.8%	0.8%	0.8%
% of FP17s Relating to Continuations	17	1,300	1.3%	1.1%	1.0%	1.0%
% of Patients satisfied with the dentistry they have received	2	3	N/A	91.9%	91.7%	91.5%
% of Patients satisfied with the time they had to wait for an appointment	2	3	N/A	86.8%	88.3%	87.9%

* This is based on patients treated on this contract for their most recent course of treatment. Figures in italics indicate the base number of FP17s or Patient Questionnaire responses are less than 100. N/A is shown where the base number of responses is less than 10 during the period. % is calculated as Quantity/Base number*100

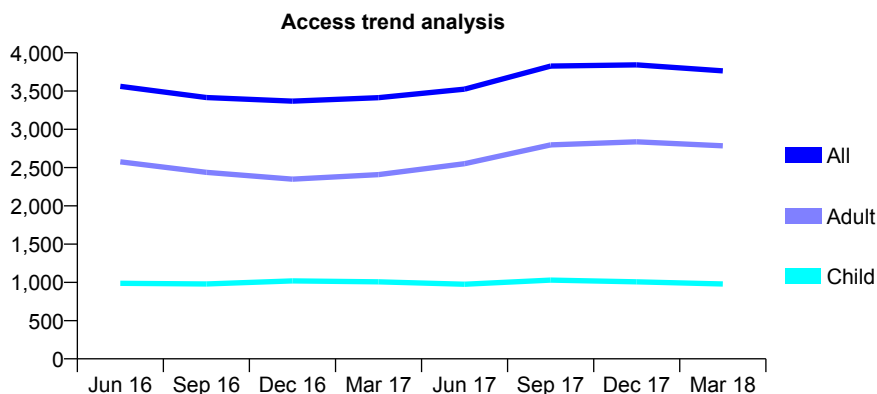
Q59 - Vital Signs At a Glance Contract Report for 906018/0001 - March 2018

Name or company name	MR P MARTIN
Contract type name	GDS Contract
Purpose of contract	General
Contract start date	01/04/2006
Contract end date	

17/18 Contracted general activity (UDA)	13,550
Carry forward general activity (UDA)	0
17/18 Contracted orthodontic activity (UOA)	0
Carry forward orthodontic activity (UOA)	0
Baseline contract value	£274,172.89

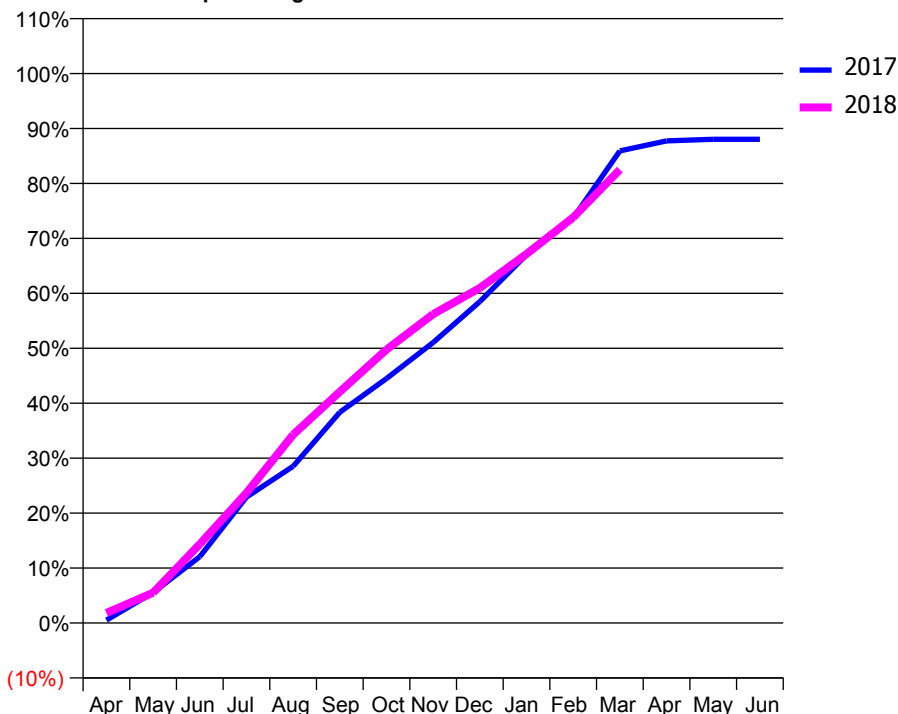
ACCESS*

Patients seen in 24 months	Total	Change since previous quarter
Quarter ending March 2017	3,414	
Quarter ending June 2017	3,525	↑
Quarter ending September 2017	3,826	↑
Quarter ending December 2017	3,843	→
Quarter ending March 2018	3,764	↓
Variance since March 2017	10.3%	↑



ACTIVITY

Cumulative percentage of contracted UDA delivered 2017 & 2018



Month	Adjusted Scheduled Activity (UDA)	
	2017	2018
April	57	249
May	614	747
June	1,334	1,943
July	2,533	3,206
August	3,152	4,644
September	4,239	5,705
October	4,916	6,743
November	5,640	7,617
December	6,465	8,260
January	7,404	9,100
February	8,145	10,001
March	9,495	11,181
April	9,696	
May	9,727	
June	9,728	

QUALITY

	Quantity	Base Number	Contract	AT	Region	England
% of FP17s for the same patient ID Re-attending within 3 months - Children	85	1,267	6.7%	9.7%	11.6%	11.9%
% of FP17s for the same patient ID Re-attending within 3 months - Adults	535	3,751	14.3%	14.2%	15.4%	16.0%
% of FP17s for the same patient ID Re-attending between 3 & 9 months - Children	672	1,267	53.0%	61.1%	59.4%	58.3%
% of FP17s for the same patient ID Re-attending between 3 & 9 months - Adults	1,532	3,751	40.8%	52.6%	51.3%	50.3%
% of FP17s for Band 1 Urgent Courses	306	4,915	6.2%	7.2%	8.0%	9.1%
% of FP17s Relating to Free Repair or Replacements	57	4,915	1.2%	0.8%	0.8%	0.8%
% of FP17s Relating to Continuations	41	4,915	0.8%	1.1%	1.0%	1.0%
% of Patients satisfied with the dentistry they have received	41	43	95.3%	91.9%	91.7%	91.5%
% of Patients satisfied with the time they had to wait for an appointment	41	43	95.3%	86.8%	88.3%	87.9%

* This is based on patients treated on this contract for their most recent course of treatment. Figures in italics indicate the base number of FP17s or Patient Questionnaire responses are less than 100. N/A is shown where the base number of responses is less than 10 during the period. % is calculated as Quantity/Base number*100

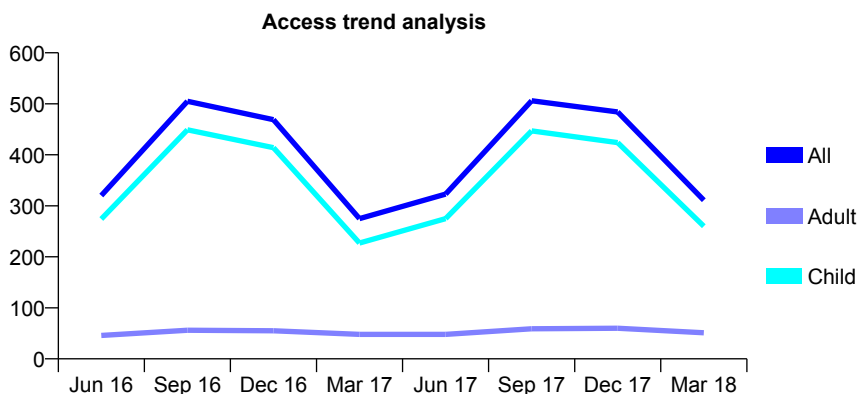
Q59 - Vital Signs At a Glance Contract Report for 906794/0001 - March 2018

Name or company name	Mr R W Bows and Miss N Morjaria
Contract type name	GDS Contract
Purpose of contract	General
Contract start date	01/04/2006
Contract end date	

17/18 Contracted general activity (UDA)	750
Carry forward general activity (UDA)	4
17/18 Contracted orthodontic activity (UOA)	0
Carry forward orthodontic activity (UOA)	0
Baseline contract value	£19,011.72

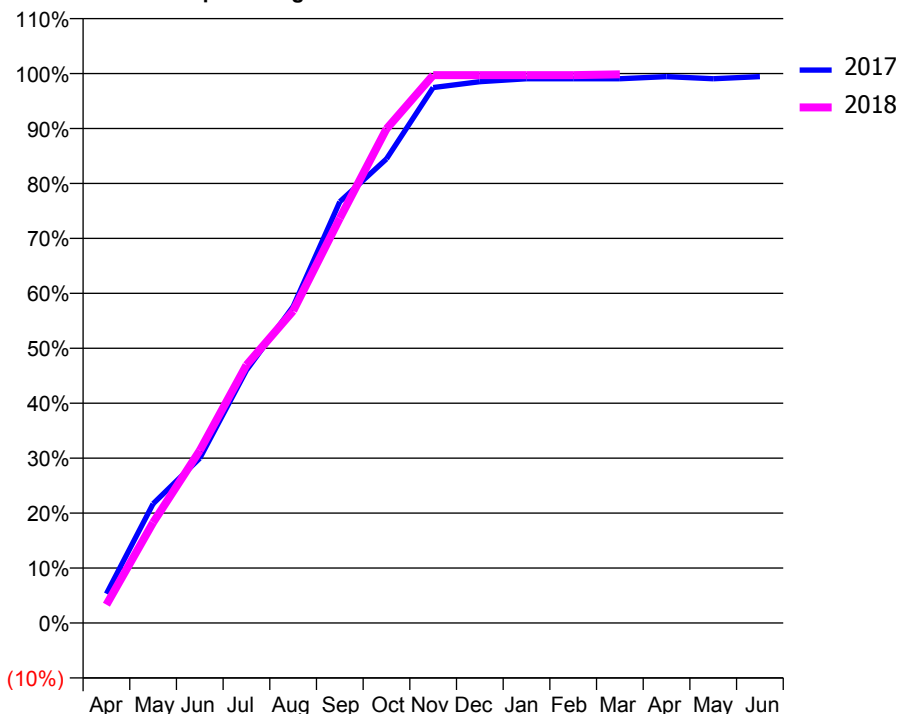
ACCESS*

Patients seen in 24 months	Total	Change since previous quarter
Quarter ending March 2017	275	
Quarter ending June 2017	323	↑
Quarter ending September 2017	506	↑
Quarter ending December 2017	484	↓
Quarter ending March 2018	311	↓
Variance since March 2017	13.1%	↑



ACTIVITY

Cumulative percentage of contracted UDA delivered 2017 & 2018



Adjusted Scheduled Activity (UDA)

Month	2017	2018
April	40	25
May	163	137
June	225	235
July	345	352
August	432	426
September	575	552
October	633	674
November	731	748
December	739	748
January	743	748
February	743	748
March	743	749
April	746	
May	743	
June	746	

QUALITY

	Quantity	Base Number	Contract	AT	Region	England
% of FP17s for the same patient ID Re-attending within 3 months - Children	15	534	2.8%	9.7%	11.6%	11.9%
% of FP17s for the same patient ID Re-attending within 3 months - Adults	1	38	2.6%	14.2%	15.4%	16.0%
% of FP17s for the same patient ID Re-attending between 3 & 9 months - Children	162	534	30.3%	61.1%	59.4%	58.3%
% of FP17s for the same patient ID Re-attending between 3 & 9 months - Adults	10	38	26.3%	52.6%	51.3%	50.3%
% of FP17s for Band 1 Urgent Courses	25	568	4.4%	7.2%	8.0%	9.1%
% of FP17s Relating to Free Repair or Replacements	0	568	0.0%	0.8%	0.8%	0.8%
% of FP17s Relating to Continuations	0	568	0.0%	1.1%	1.0%	1.0%
% of Patients satisfied with the dentistry they have received	1	1	N/A	91.9%	91.7%	91.5%
% of Patients satisfied with the time they had to wait for an appointment	1	1	N/A	86.8%	88.3%	87.9%

* This is based on patients treated on this contract for their most recent course of treatment. Figures in italics indicate the base number of FP17s or Patient Questionnaire responses are less than 100. N/A is shown where the base number of responses is less than 10 during the period. % is calculated as Quantity/Base number*100

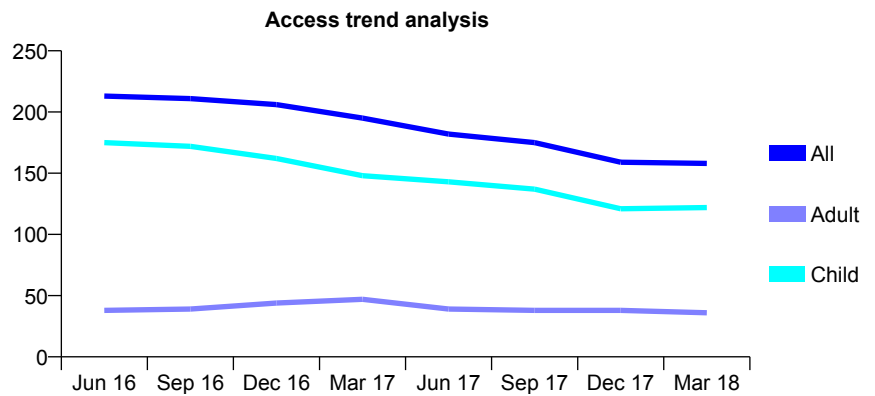
Q59 - Vital Signs At a Glance Contract Report for 911666/0001 - March 2018

Name or company name	MR LT FITZPATRICK
Contract type name	GDS Contract
Purpose of contract	General
Contract start date	01/04/2006
Contract end date	

17/18 Contracted general activity (UDA)	260
Carry forward general activity (UDA)	-5
17/18 Contracted orthodontic activity (UOA)	0
Carry forward orthodontic activity (UOA)	0
Baseline contract value	£5,922.56

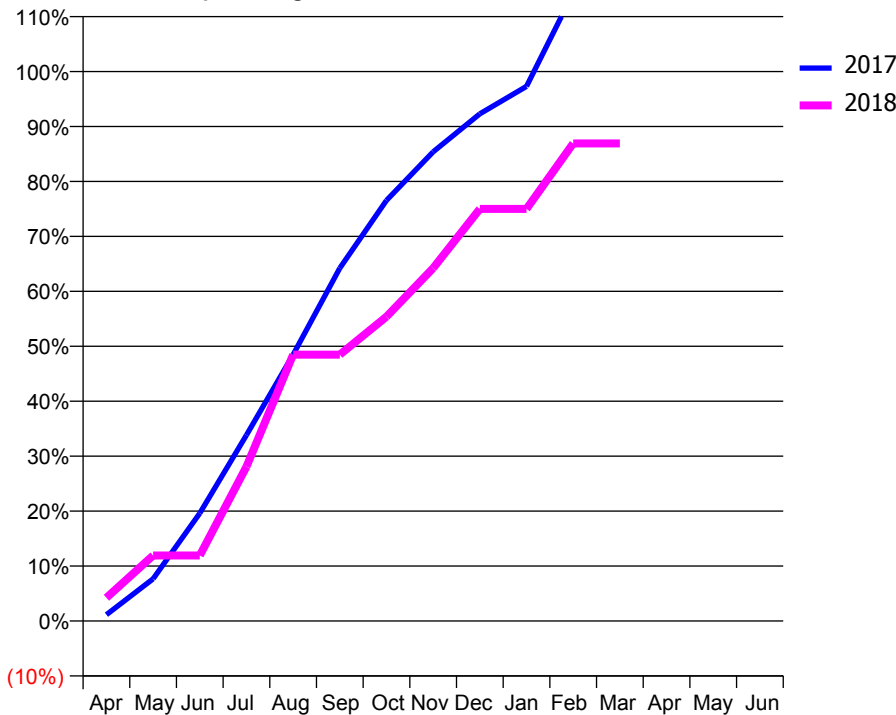
ACCESS*

Patients seen in 24 months	Total	Change since previous quarter
Quarter ending March 2017	195	
Quarter ending June 2017	182	↓
Quarter ending September 2017	175	↓
Quarter ending December 2017	159	↓
Quarter ending March 2018	158	→
Variance since March 2017	(19.0%)	↓



ACTIVITY

Cumulative percentage of contracted UDA delivered 2017 & 2018



Month	Adjusted Scheduled Activity (UDA)	
	2017	2018
April	3	11
May	20	31
June	51	31
July	88	73
August	126	126
September	167	126
October	199	144
November	222	167
December	240	195
January	253	195
February	297	226
March	313	226
April	326	
May	332	
June	332	

QUALITY

	Quantity	Base Number	Contract	AT	Region	England
% of FP17s for the same patient ID Re-attending within 3 months - Children	1	167	0.6%	9.7%	11.6%	11.9%
% of FP17s for the same patient ID Re-attending within 3 months - Adults	0	0	N/A	14.2%	15.4%	16.0%
% of FP17s for the same patient ID Re-attending between 3 & 9 months - Children	128	167	76.6%	61.1%	59.4%	58.3%
% of FP17s for the same patient ID Re-attending between 3 & 9 months - Adults	0	0	N/A	52.6%	51.3%	50.3%
% of FP17s for Band 1 Urgent Courses	0	152	0.0%	7.2%	8.0%	9.1%
% of FP17s Relating to Free Repair or Replacements	0	152	0.0%	0.8%	0.8%	0.8%
% of FP17s Relating to Continuations	0	152	0.0%	1.1%	1.0%	1.0%
% of Patients satisfied with the dentistry they have received	0	0	N/A	91.9%	91.7%	91.5%
% of Patients satisfied with the time they had to wait for an appointment	0	0	N/A	86.8%	88.3%	87.9%

* This is based on patients treated on this contract for their most recent course of treatment. Figures in italics indicate the base number of FP17s or Patient Questionnaire responses are less than 100. N/A is shown where the base number of responses is less than 10 during the period. % is calculated as Quantity/Base number*100

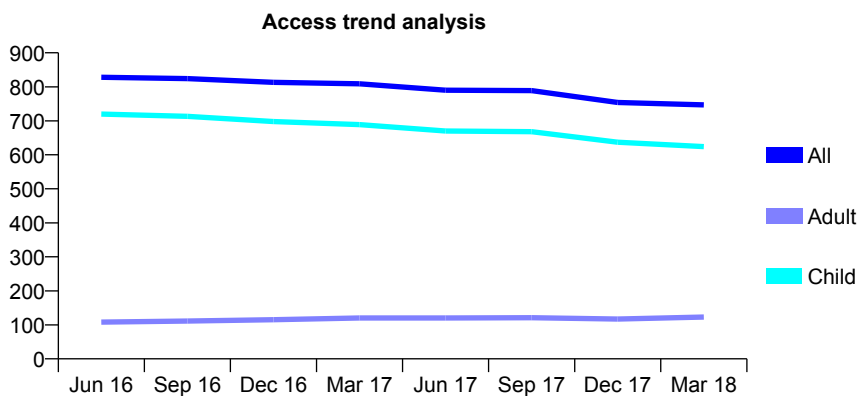
Q59 - Vital Signs At a Glance Contract Report for 914975/0001 - March 2018

Name or company name	MR CR SUTTON
Contract type name	GDS Contract
Purpose of contract	General and Orthodontic
Contract start date	01/04/2006
Contract end date	

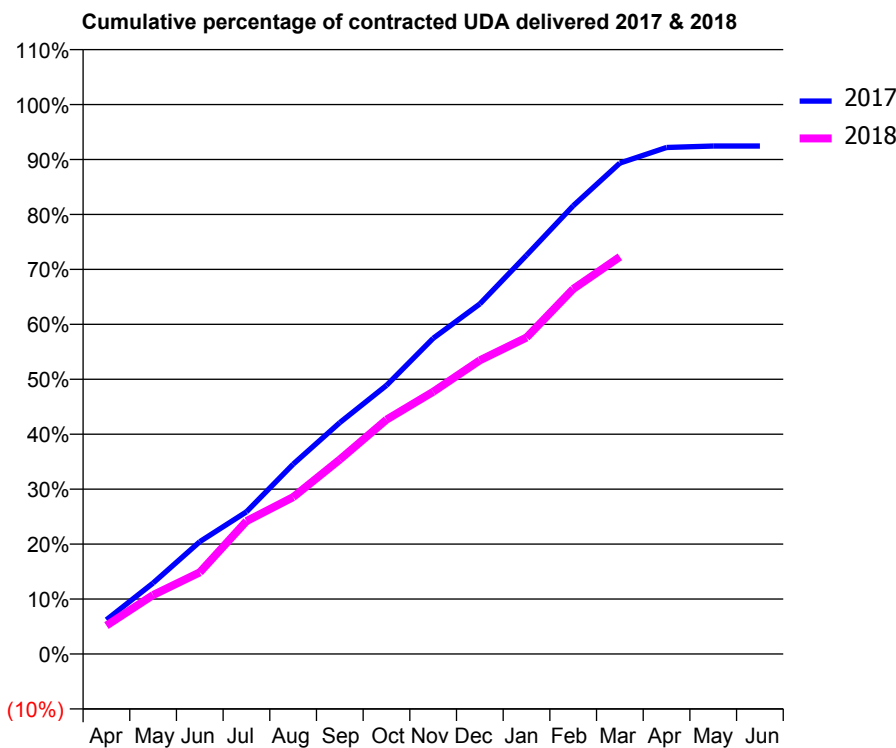
17/18 Contracted general activity (UDA)	1,700
Carry forward general activity (UDA)	0
17/18 Contracted orthodontic activity (UOA)	1,346
Carry forward orthodontic activity (UOA)	26
Baseline contract value	£134,790.02

ACCESS*

Patients seen in 24 months	Total	Change since previous quarter
Quarter ending March 2017	809	
Quarter ending June 2017	790	↓
Quarter ending September 2017	789	→
Quarter ending December 2017	754	↓
Quarter ending March 2018	747	→
Variance since March 2017	(7.7%)	↓



ACTIVITY



Month	Adjusted Scheduled Activity (UDA)	
	2017	2018
April	112	88
May	233	182
June	368	253
July	466	411
August	622	485
September	758	602
October	880	725
November	1,034	811
December	1,147	909
January	1,306	979
February	1,468	1,129
March	1,608	1,229
April	1,659	
May	1,664	
June	1,664	

QUALITY

	Quantity	Base Number	Contract	AT	Region	England
% of FP17s for the same patient ID Re-attending within 3 months - Children	107	1,251	8.6%	9.7%	11.6%	11.9%
% of FP17s for the same patient ID Re-attending within 3 months - Adults	0	7	0.0%	14.2%	15.4%	16.0%
% of FP17s for the same patient ID Re-attending between 3 & 9 months - Children	765	1,251	61.2%	61.1%	59.4%	58.3%
% of FP17s for the same patient ID Re-attending between 3 & 9 months - Adults	0	7	0.0%	52.6%	51.3%	50.3%
% of FP17s for Band 1 Urgent Courses	24	954	2.5%	7.2%	8.0%	9.1%
% of FP17s Relating to Free Repair or Replacements	0	954	0.0%	0.8%	0.8%	0.8%
% of FP17s Relating to Continuations	0	954	0.0%	1.1%	1.0%	1.0%
% of Patients satisfied with the dentistry they have received	1	1	N/A	91.9%	91.7%	91.5%
% of Patients satisfied with the time they had to wait for an appointment	1	1	N/A	86.8%	88.3%	87.9%

* This is based on patients treated on this contract for their most recent course of treatment. Figures in italics indicate the base number of FP17s or Patient Questionnaire responses are less than 100. N/A is shown where the base number of responses is less than 10 during the period. % is calculated as Quantity/Base number*100

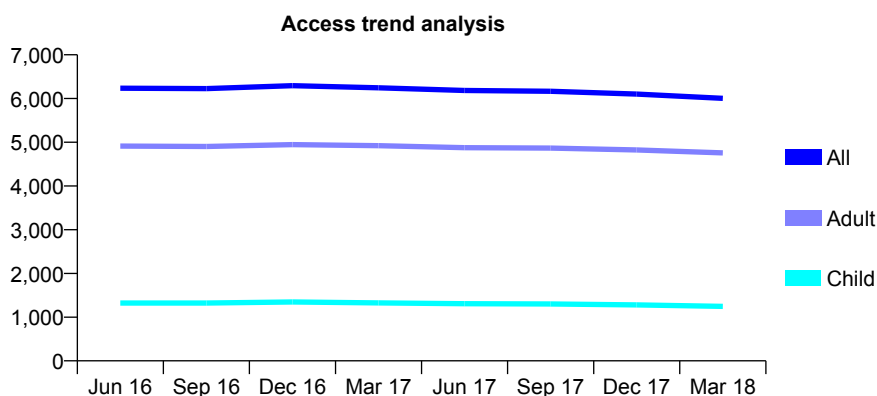
Q59 - Vital Signs At a Glance Contract Report for 917753/0001 - March 2018

Name or company name	MISS LM JAMIESON
Contract type name	GDS Contract
Purpose of contract	General
Contract start date	01/04/2006
Contract end date	

17/18 Contracted general activity (UDA)	18,000
Carry forward general activity (UDA)	-279
17/18 Contracted orthodontic activity (UOA)	0
Carry forward orthodontic activity (UOA)	0
Baseline contract value	£438,874.91

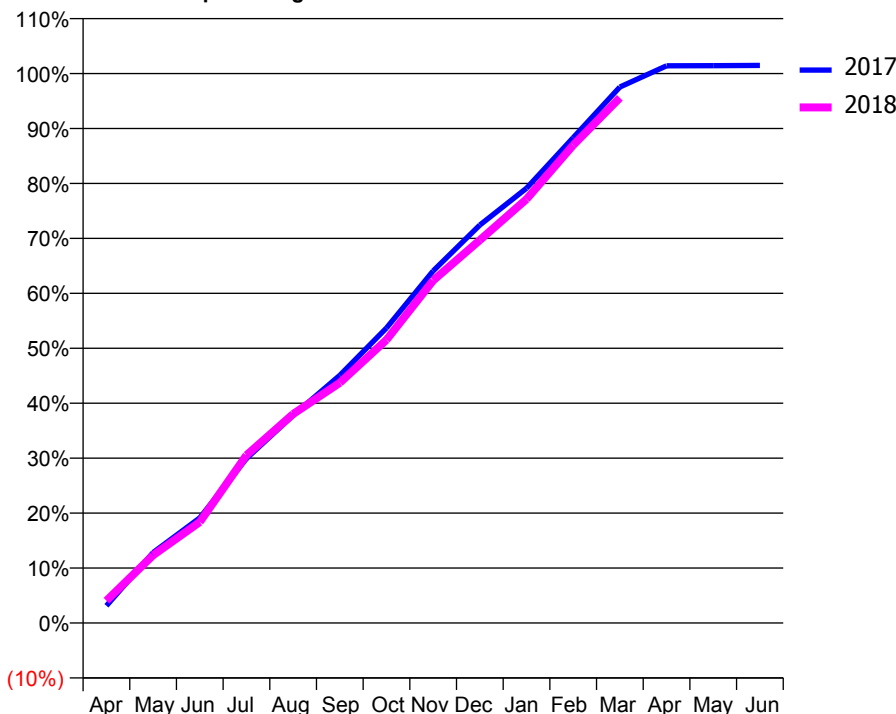
ACCESS*

Patients seen in 24 months	Total	Change since previous quarter
Quarter ending March 2017	6,245	
Quarter ending June 2017	6,185	→
Quarter ending September 2017	6,166	→
Quarter ending December 2017	6,103	↓
Quarter ending March 2018	6,005	↓
Variance since March 2017	(3.8%)	↓



ACTIVITY

Cumulative percentage of contracted UDA delivered 2017 & 2018



Month	Adjusted Scheduled Activity (UDA)	
	2017	2018
April	598	734
May	2,439	2,219
June	3,637	3,307
July	5,688	5,497
August	7,181	6,846
September	8,564	7,868
October	10,200	9,278
November	12,176	11,221
December	13,763	12,541
January	15,034	13,885
February	16,780	15,653
March	18,533	17,205
April	19,266	
May	19,272	
June	19,279	

QUALITY

	Quantity	Base Number	Contract	AT	Region	England
% of FP17s for the same patient ID Re-attending within 3 months - Children	97	1,817	5.3%	9.7%	11.6%	11.9%
% of FP17s for the same patient ID Re-attending within 3 months - Adults	698	6,857	10.2%	14.2%	15.4%	16.0%
% of FP17s for the same patient ID Re-attending between 3 & 9 months - Children	1,125	1,817	61.9%	61.1%	59.4%	58.3%
% of FP17s for the same patient ID Re-attending between 3 & 9 months - Adults	4,616	6,857	67.3%	52.6%	51.3%	50.3%
% of FP17s for Band 1 Urgent Courses	398	8,329	4.8%	7.2%	8.0%	9.1%
% of FP17s Relating to Free Repair or Replacements	29	8,329	0.3%	0.8%	0.8%	0.8%
% of FP17s Relating to Continuations	26	8,329	0.3%	1.1%	1.0%	1.0%
% of Patients satisfied with the dentistry they have received	9	9	N/A	91.9%	91.7%	91.5%
% of Patients satisfied with the time they had to wait for an appointment	6	9	N/A	86.8%	88.3%	87.9%

* This is based on patients treated on this contract for their most recent course of treatment. Figures in italics indicate the base number of FP17s or Patient Questionnaire responses are less than 100. N/A is shown where the base number of responses is less than 10 during the period. % is calculated as Quantity/Base number*100

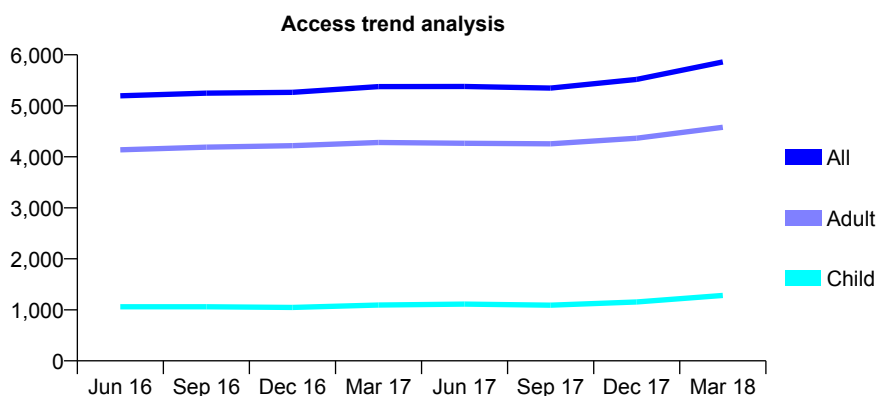
Q59 - Vital Signs At a Glance Contract Report for 917753/0002 - March 2018

Name or company name	MISS LM JAMIESON
Contract type name	GDS Contract
Purpose of contract	General
Contract start date	29/08/2006
Contract end date	

17/18 Contracted general activity (UDA)	18,000
Carry forward general activity (UDA)	-357
17/18 Contracted orthodontic activity (UOA)	0
Carry forward orthodontic activity (UOA)	0
Baseline contract value	£438,874.91

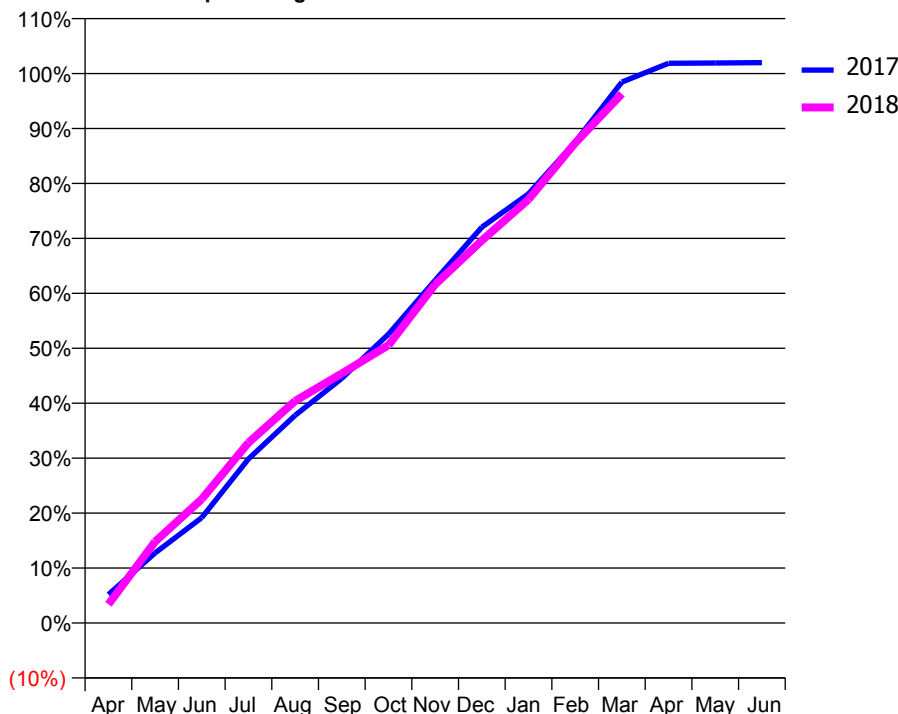
ACCESS*

Patients seen in 24 months	Total	Change since previous quarter
Quarter ending March 2017	5,376	
Quarter ending June 2017	5,378	→
Quarter ending September 2017	5,347	→
Quarter ending December 2017	5,518	↑
Quarter ending March 2018	5,861	↑
Variance since March 2017	9.0%	↑



ACTIVITY

Cumulative percentage of contracted UDA delivered 2017 & 2018



Month	Adjusted Scheduled Activity (UDA)	
	2017	2018
April	933	612
May	2,297	2,666
June	3,451	4,061
July	5,376	5,907
August	6,803	7,274
September	8,012	8,173
October	9,461	9,101
November	11,227	11,090
December	12,967	12,529
January	14,060	13,876
February	15,756	15,721
March	17,719	17,335
April	18,337	
May	18,346	
June	18,357	

QUALITY

	Quantity	Base Number	Contract	AT	Region	England
% of FP17s for the same patient ID Re-attending within 3 months - Children	187	2,018	9.3%	9.7%	11.6%	11.9%
% of FP17s for the same patient ID Re-attending within 3 months - Adults	559	6,708	8.3%	14.2%	15.4%	16.0%
% of FP17s for the same patient ID Re-attending between 3 & 9 months - Children	1,297	2,018	64.3%	61.1%	59.4%	58.3%
% of FP17s for the same patient ID Re-attending between 3 & 9 months - Adults	4,639	6,708	69.2%	52.6%	51.3%	50.3%
% of FP17s for Band 1 Urgent Courses	328	8,499	3.9%	7.2%	8.0%	9.1%
% of FP17s Relating to Free Repair or Replacements	25	8,499	0.3%	0.8%	0.8%	0.8%
% of FP17s Relating to Continuations	41	8,499	0.5%	1.1%	1.0%	1.0%
% of Patients satisfied with the dentistry they have received	15	16	93.8%	91.9%	91.7%	91.5%
% of Patients satisfied with the time they had to wait for an appointment	14	16	87.5%	86.8%	88.3%	87.9%

* This is based on patients treated on this contract for their most recent course of treatment. Figures in italics indicate the base number of FP17s or Patient Questionnaire responses are less than 100. N/A is shown where the base number of responses is less than 10 during the period. % is calculated as Quantity/Base number*100

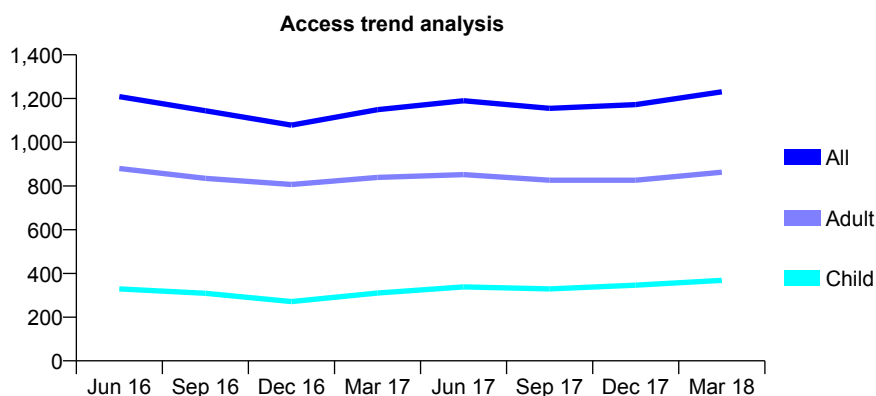
Q59 - Vital Signs At a Glance Contract Report for 919632/0001 - March 2018

Name or company name	MRS D SOLANKI
Contract type name	GDS Contract
Purpose of contract	General
Contract start date	01/04/2006
Contract end date	

17/18 Contracted general activity (UDA)	3,046
Carry forward general activity (UDA)	-17
17/18 Contracted orthodontic activity (UOA)	0
Carry forward orthodontic activity (UOA)	0
Baseline contract value	£54,028.27

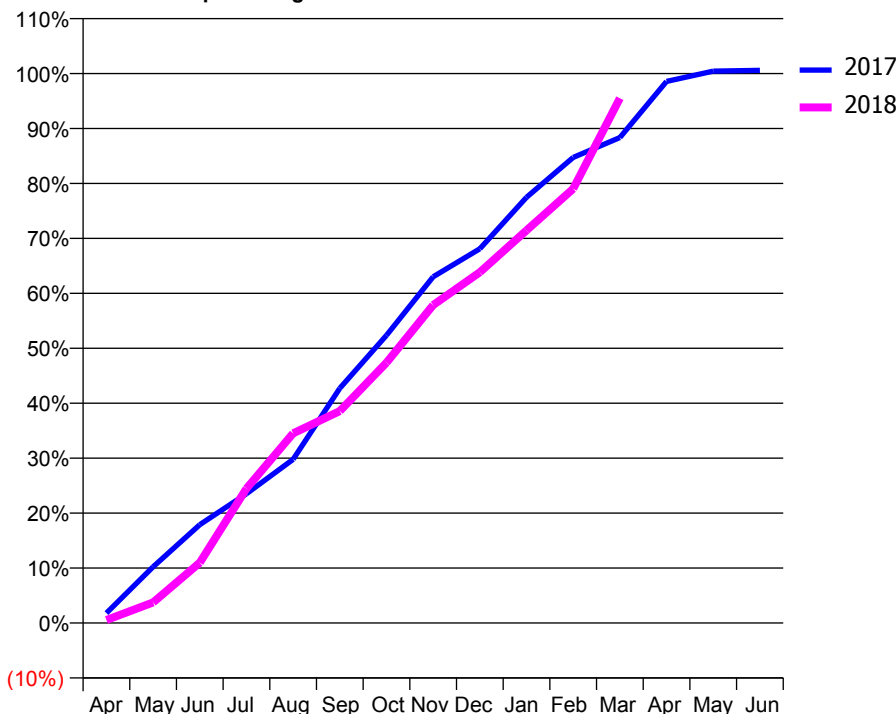
ACCESS*

Patients seen in 24 months	Total	Change since previous quarter
Quarter ending March 2017	1,149	
Quarter ending June 2017	1,190	↑
Quarter ending September 2017	1,155	↓
Quarter ending December 2017	1,172	→
Quarter ending March 2018	1,231	↑
Variance since March 2017	7.1%	↑



ACTIVITY

Cumulative percentage of contracted UDA delivered 2017 & 2018



Month	Adjusted Scheduled Activity (UDA)	
	2017	2018
April	55	17
May	311	114
June	545	334
July	717	745
August	907	1,052
September	1,301	1,175
October	1,595	1,443
November	1,919	1,762
December	2,074	1,945
January	2,360	2,177
February	2,581	2,407
March	2,691	2,909
April	3,002	
May	3,059	
June	3,063	

QUALITY

	Quantity	Base Number	Contract	AT	Region	England
% of FP17s for the same patient ID Re-attending within 3 months - Children	43	575	7.5%	9.7%	11.6%	11.9%
% of FP17s for the same patient ID Re-attending within 3 months - Adults	101	1,274	7.9%	14.2%	15.4%	16.0%
% of FP17s for the same patient ID Re-attending between 3 & 9 months - Children	179	575	31.1%	61.1%	59.4%	58.3%
% of FP17s for the same patient ID Re-attending between 3 & 9 months - Adults	527	1,274	41.4%	52.6%	51.3%	50.3%
% of FP17s for Band 1 Urgent Courses	143	1,631	8.8%	7.2%	8.0%	9.1%
% of FP17s Relating to Free Repair or Replacements	10	1,631	0.6%	0.8%	0.8%	0.8%
% of FP17s Relating to Continuations	3	1,631	0.2%	1.1%	1.0%	1.0%
% of Patients satisfied with the dentistry they have received	0	0	N/A	91.9%	91.7%	91.5%
% of Patients satisfied with the time they had to wait for an appointment	0	0	N/A	86.8%	88.3%	87.9%

* This is based on patients treated on this contract for their most recent course of treatment. Figures in italics indicate the base number of FP17s or Patient Questionnaire responses are less than 100. N/A is shown where the base number of responses is less than 10 during the period. % is calculated as Quantity/Base number*100

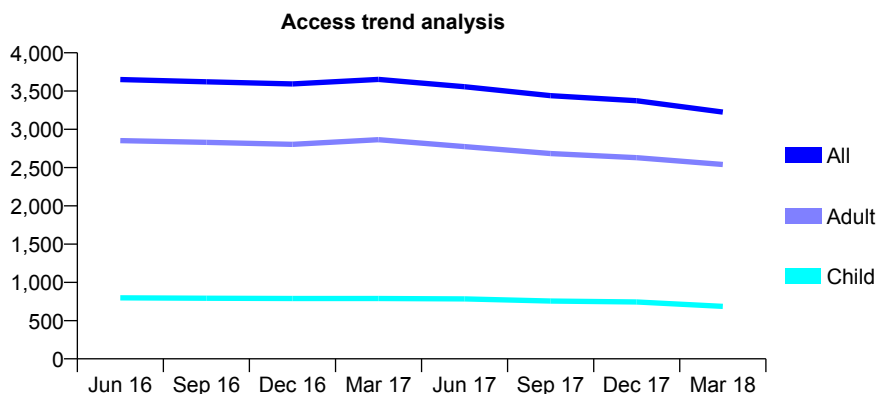
Q59 - Vital Signs At a Glance Contract Report for 919845/0001 - March 2018

Name or company name	MISS H BURNIKELL
Contract type name	GDS Contract
Purpose of contract	General
Contract start date	01/04/2006
Contract end date	

17/18 Contracted general activity (UDA)	8,630
Carry forward general activity (UDA)	236
17/18 Contracted orthodontic activity (UOA)	0
Carry forward orthodontic activity (UOA)	0
Baseline contract value	£228,095.18

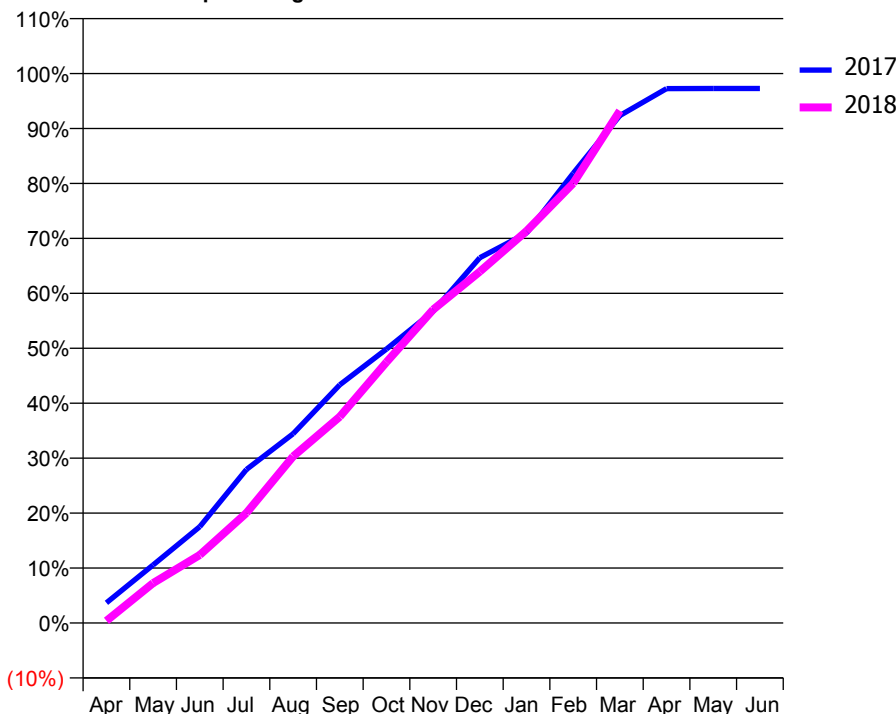
ACCESS*

Patients seen in 24 months	Total	Change since previous quarter
Quarter ending March 2017	3,653	
Quarter ending June 2017	3,556	↓
Quarter ending September 2017	3,439	↓
Quarter ending December 2017	3,373	↓
Quarter ending March 2018	3,225	↓
Variance since March 2017	(11.7%)	↓



ACTIVITY

Cumulative percentage of contracted UDA delivered 2017 & 2018



Month	Adjusted Scheduled Activity (UDA)	
	2017	2018
April	317	34
May	912	628
June	1,513	1,070
July	2,411	1,730
August	2,972	2,616
September	3,742	3,241
October	4,302	4,098
November	4,895	4,923
December	5,737	5,518
January	6,122	6,156
February	7,064	6,906
March	7,970	8,044
April	8,392	
May	8,394	
June	8,394	

QUALITY

	Quantity	Base Number	Contract	AT	Region	England
% of FP17s for the same patient ID Re-attending within 3 months - Children	246	1,127	21.8%	9.7%	11.6%	11.9%
% of FP17s for the same patient ID Re-attending within 3 months - Adults	860	3,999	21.5%	14.2%	15.4%	16.0%
% of FP17s for the same patient ID Re-attending between 3 & 9 months - Children	558	1,127	49.5%	61.1%	59.4%	58.3%
% of FP17s for the same patient ID Re-attending between 3 & 9 months - Adults	2,253	3,999	56.3%	52.6%	51.3%	50.3%
% of FP17s for Band 1 Urgent Courses	241	4,879	4.9%	7.2%	8.0%	9.1%
% of FP17s Relating to Free Repair or Replacements	37	4,879	0.8%	0.8%	0.8%	0.8%
% of FP17s Relating to Continuations	56	4,879	1.1%	1.1%	1.0%	1.0%
% of Patients satisfied with the dentistry they have received	1	2	N/A	91.9%	91.7%	91.5%
% of Patients satisfied with the time they had to wait for an appointment	2	2	N/A	86.8%	88.3%	87.9%

* This is based on patients treated on this contract for their most recent course of treatment. Figures in italics indicate the base number of FP17s or Patient Questionnaire responses are less than 100. N/A is shown where the base number of responses is less than 10 during the period. % is calculated as Quantity/Base number*100

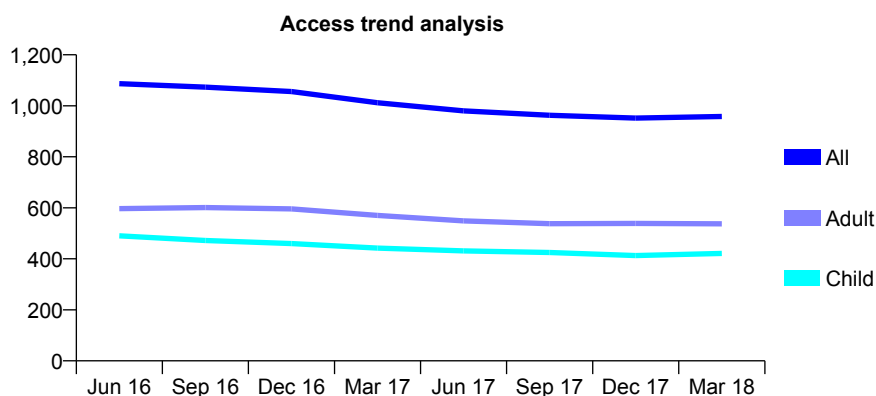
Q59 - Vital Signs At a Glance Contract Report for 925322/0001 - March 2018

Name or company name	MRS F OSMAN
Contract type name	GDS Contract
Purpose of contract	General
Contract start date	01/04/2006
Contract end date	

17/18 Contracted general activity (UDA)	2,723
Carry forward general activity (UDA)	21
17/18 Contracted orthodontic activity (UOA)	0
Carry forward orthodontic activity (UOA)	0
Baseline contract value	£70,273.95

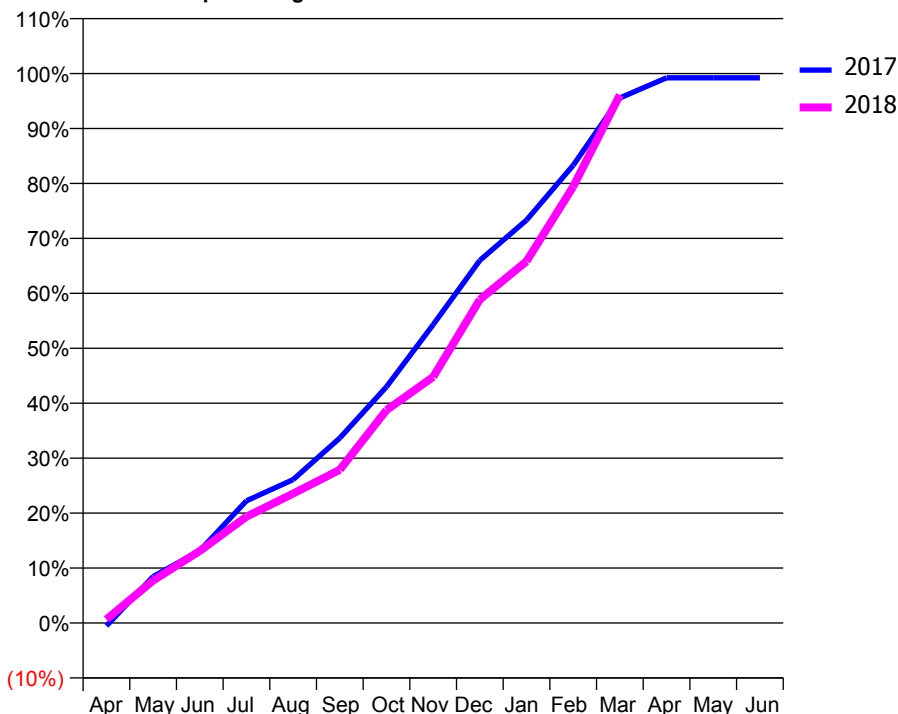
ACCESS*

Patients seen in 24 months	Total	Change since previous quarter
Quarter ending March 2017	1,012	
Quarter ending June 2017	980	↓
Quarter ending September 2017	963	↓
Quarter ending December 2017	952	↓
Quarter ending March 2018	958	→
Variance since March 2017	(5.3%)	↓



ACTIVITY

Cumulative percentage of contracted UDA delivered 2017 & 2018



Month	Adjusted Scheduled Activity (UDA)	
	2017	2018
April	-15	18
May	230	211
June	359	357
July	606	527
August	711	641
September	917	760
October	1,171	1,055
November	1,478	1,220
December	1,797	1,603
January	1,997	1,792
February	2,268	2,162
March	2,602	2,617
April	2,702	
May	2,702	
June	2,702	

QUALITY

	Quantity	Base Number	Contract	AT	Region	England
% of FP17s for the same patient ID Re-attending within 3 months - Children	24	560	4.3%	9.7%	11.6%	11.9%
% of FP17s for the same patient ID Re-attending within 3 months - Adults	87	774	11.2%	14.2%	15.4%	16.0%
% of FP17s for the same patient ID Re-attending between 3 & 9 months - Children	289	560	51.6%	61.1%	59.4%	58.3%
% of FP17s for the same patient ID Re-attending between 3 & 9 months - Adults	445	774	57.5%	52.6%	51.3%	50.3%
% of FP17s for Band 1 Urgent Courses	40	1,296	3.1%	7.2%	8.0%	9.1%
% of FP17s Relating to Free Repair or Replacements	2	1,296	0.2%	0.8%	0.8%	0.8%
% of FP17s Relating to Continuations	1	1,296	0.1%	1.1%	1.0%	1.0%
% of Patients satisfied with the dentistry they have received	1	1	N/A	91.9%	91.7%	91.5%
% of Patients satisfied with the time they had to wait for an appointment	0	1	N/A	86.8%	88.3%	87.9%

* This is based on patients treated on this contract for their most recent course of treatment. Figures in italics indicate the base number of FP17s or Patient Questionnaire responses are less than 100. N/A is shown where the base number of responses is less than 10 during the period. % is calculated as Quantity/Base number*100

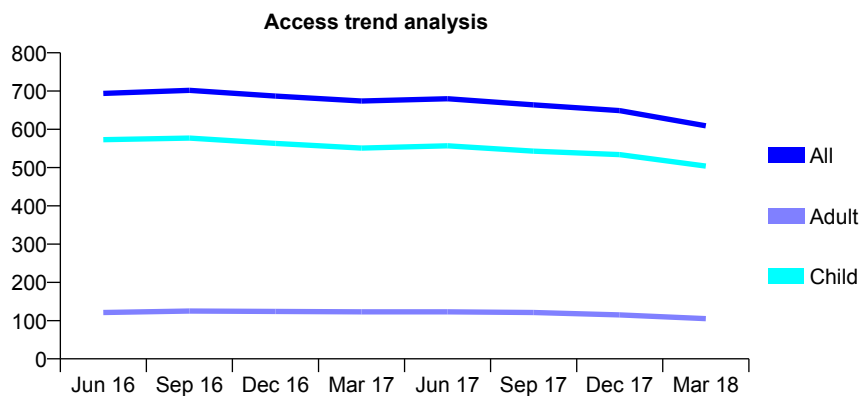
Q59 - Vital Signs At a Glance Contract Report for 927244/0001 - March 2018

Name or company name	MR TE VISSER
Contract type name	GDS Contract
Purpose of contract	General
Contract start date	01/04/2006
Contract end date	

17/18 Contracted general activity (UDA)	1,300
Carry forward general activity (UDA)	0
17/18 Contracted orthodontic activity (UOA)	0
Carry forward orthodontic activity (UOA)	0
Baseline contract value	£28,982.88

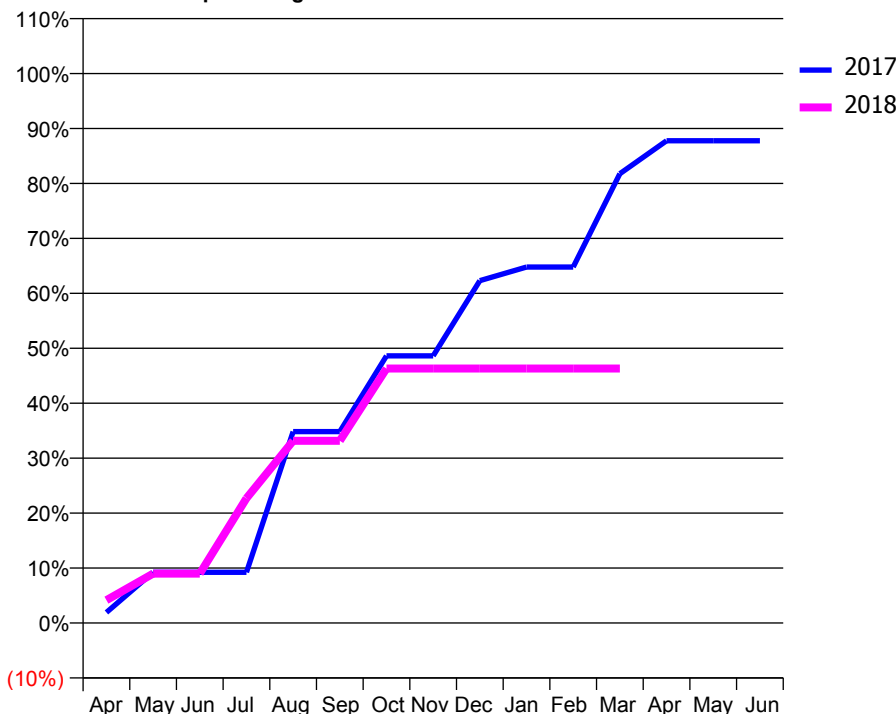
ACCESS*

Patients seen in 24 months	Total	Change since previous quarter
Quarter ending March 2017	674	
Quarter ending June 2017	680	→
Quarter ending September 2017	664	↓
Quarter ending December 2017	649	↓
Quarter ending March 2018	609	↓
Variance since March 2017	(9.6%)	↓



ACTIVITY

Cumulative percentage of contracted UDA delivered 2017 & 2018



Month	Adjusted Scheduled Activity (UDA)	
	2017	2018
April	25	54
May	120	117
June	120	117
July	120	295
August	453	431
September	453	431
October	632	602
November	632	602
December	810	602
January	842	602
February	842	602
March	1,063	602
April	1,141	
May	1,141	
June	1,141	

QUALITY

	Quantity	Base Number	Contract	AT	Region	England
% of FP17s for the same patient ID Re-attending within 3 months - Children	28	549	5.1%	9.7%	11.6%	11.9%
% of FP17s for the same patient ID Re-attending within 3 months - Adults	1	38	2.6%	14.2%	15.4%	16.0%
% of FP17s for the same patient ID Re-attending between 3 & 9 months - Children	381	549	69.4%	61.1%	59.4%	58.3%
% of FP17s for the same patient ID Re-attending between 3 & 9 months - Adults	30	38	78.9%	52.6%	51.3%	50.3%
% of FP17s for Band 1 Urgent Courses	0	523	0.0%	7.2%	8.0%	9.1%
% of FP17s Relating to Free Repair or Replacements	0	523	0.0%	0.8%	0.8%	0.8%
% of FP17s Relating to Continuations	7	523	1.3%	1.1%	1.0%	1.0%
% of Patients satisfied with the dentistry they have received	0	0	N/A	91.9%	91.7%	91.5%
% of Patients satisfied with the time they had to wait for an appointment	0	0	N/A	86.8%	88.3%	87.9%

* This is based on patients treated on this contract for their most recent course of treatment. Figures in italics indicate the base number of FP17s or Patient Questionnaire responses are less than 100. N/A is shown where the base number of responses is less than 10 during the period. % is calculated as Quantity/Base number*100

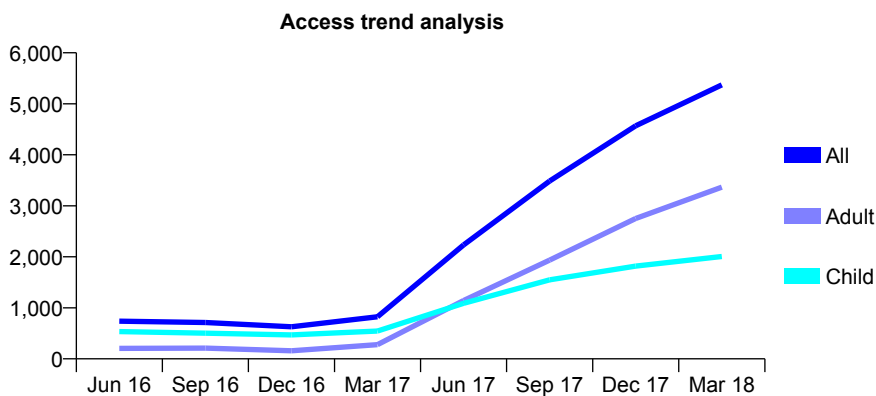
Q59 - Vital Signs At a Glance Contract Report for 929328/0001 - March 2018

Name or company name	MR VH PEART
Contract type name	GDS Contract
Purpose of contract	General and Orthodontic
Contract start date	01/04/2006
Contract end date	

17/18 Contracted general activity (UDA)	18,638
Carry forward general activity (UDA)	-61
17/18 Contracted orthodontic activity (UOA)	31
Carry forward orthodontic activity (UOA)	0
Baseline contract value	£458,244.27

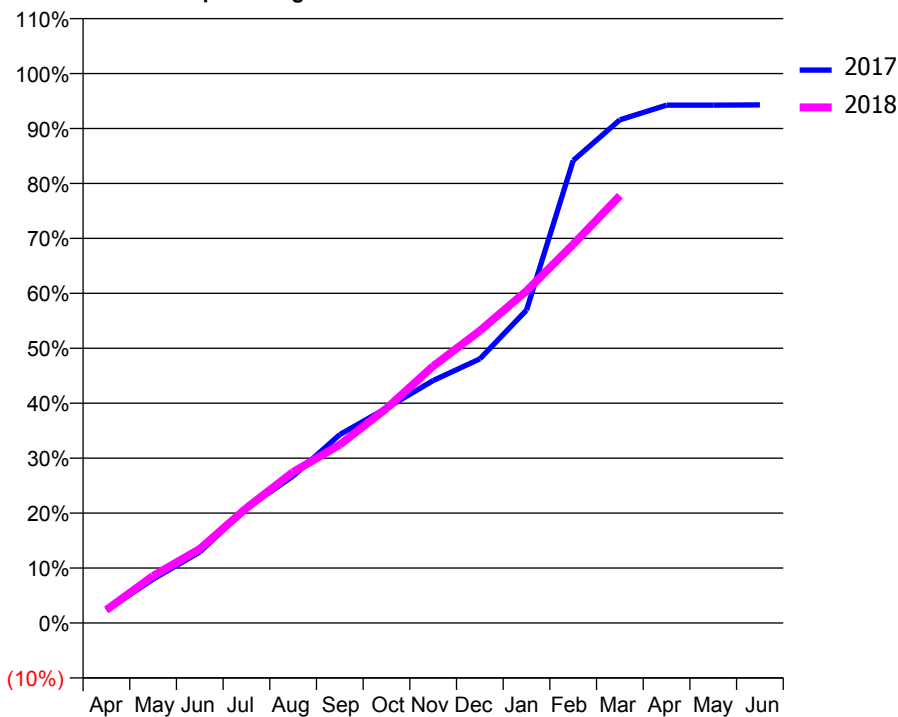
ACCESS*

Patients seen in 24 months	Total	Change since previous quarter
Quarter ending March 2017	825	
Quarter ending June 2017	2,235	↑
Quarter ending September 2017	3,485	↑
Quarter ending December 2017	4,569	↑
Quarter ending March 2018	5,372	↑
Variance since March 2017	551.2%	↑



ACTIVITY

Cumulative percentage of contracted UDA delivered 2017 & 2018



Adjusted Scheduled Activity (UDA)

Month	2017	2018
April	41	446
May	142	1,598
June	229	2,513
July	370	3,903
August	475	5,123
September	609	6,052
October	694	7,281
November	783	8,715
December	853	9,910
January	1,011	11,265
February	1,494	12,841
March	1,625	14,495
April	1,673	
May	1,673	
June	1,674	

QUALITY

	Quantity	Base Number	Contract	AT	Region	England
% of FP17s for the same patient ID Re-attending within 3 months - Children	285	3,534	8.1%	9.7%	11.6%	11.9%
% of FP17s for the same patient ID Re-attending within 3 months - Adults	569	4,883	11.7%	14.2%	15.4%	16.0%
% of FP17s for the same patient ID Re-attending between 3 & 9 months - Children	1,495	3,534	42.3%	61.1%	59.4%	58.3%
% of FP17s for the same patient ID Re-attending between 3 & 9 months - Adults	884	4,883	18.1%	52.6%	51.3%	50.3%
% of FP17s for Band 1 Urgent Courses	515	8,376	6.1%	7.2%	8.0%	9.1%
% of FP17s Relating to Free Repair or Replacements	46	8,376	0.5%	0.8%	0.8%	0.8%
% of FP17s Relating to Continuations	30	8,376	0.4%	1.1%	1.0%	1.0%
% of Patients satisfied with the dentistry they have received	1	1	N/A	91.9%	91.7%	91.5%
% of Patients satisfied with the time they had to wait for an appointment	1	1	N/A	86.8%	88.3%	87.9%

* This is based on patients treated on this contract for their most recent course of treatment. Figures in italics indicate the base number of FP17s or Patient Questionnaire responses are less than 100. N/A is shown where the base number of responses is less than 10 during the period. % is calculated as Quantity/Base number*100

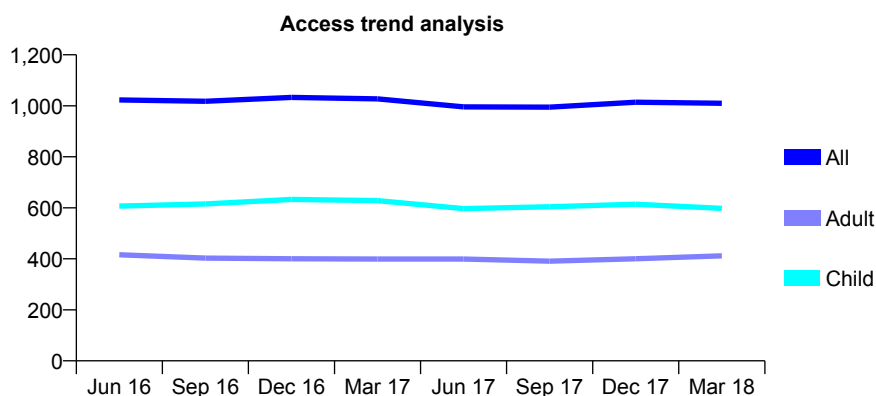
Q59 - Vital Signs At a Glance Contract Report for 931756/0001 - March 2018

Name or company name	MR RD CASEY
Contract type name	GDS Contract
Purpose of contract	General
Contract start date	01/04/2006
Contract end date	

17/18 Contracted general activity (UDA)	3,968
Carry forward general activity (UDA)	0
17/18 Contracted orthodontic activity (UOA)	0
Carry forward orthodontic activity (UOA)	0
Baseline contract value	£107,622.38

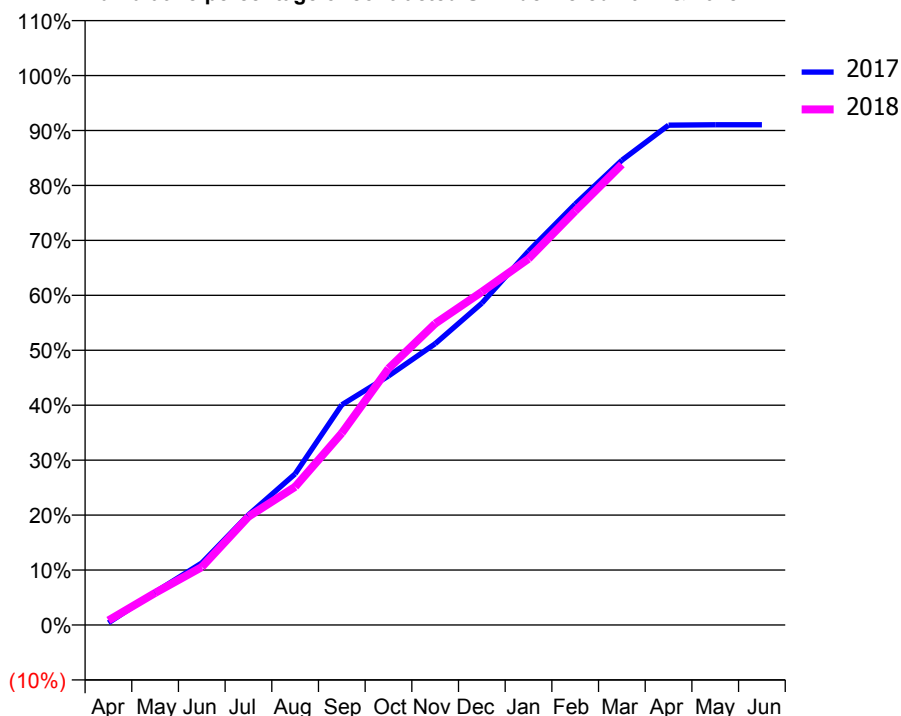
ACCESS*

Patients seen in 24 months	Total	Change since previous quarter
Quarter ending March 2017	1,027	
Quarter ending June 2017	996	↓
Quarter ending September 2017	995	→
Quarter ending December 2017	1,014	→
Quarter ending March 2018	1,010	→
Variance since March 2017	(1.7%)	↓



ACTIVITY

Cumulative percentage of contracted UDA delivered 2017 & 2018



Adjusted Scheduled Activity (UDA)

Month	2017	2018
April	16	33
May	238	231
June	448	418
July	796	782
August	1,091	998
September	1,591	1,386
October	1,798	1,852
November	2,032	2,176
December	2,324	2,406
January	2,700	2,645
February	3,039	2,989
March	3,356	3,325
April	3,610	
May	3,613	
June	3,613	

QUALITY

	Quantity	Base Number	Contract	AT	Region	England
% of FP17s for the same patient ID Re-attending within 3 months - Children	61	934	6.5%	9.7%	11.6%	11.9%
% of FP17s for the same patient ID Re-attending within 3 months - Adults	155	617	25.1%	14.2%	15.4%	16.0%
% of FP17s for the same patient ID Re-attending between 3 & 9 months - Children	578	934	61.9%	61.1%	59.4%	58.3%
% of FP17s for the same patient ID Re-attending between 3 & 9 months - Adults	309	617	50.1%	52.6%	51.3%	50.3%
% of FP17s for Band 1 Urgent Courses	30	1,479	2.0%	7.2%	8.0%	9.1%
% of FP17s Relating to Free Repair or Replacements	0	1,479	0.0%	0.8%	0.8%	0.8%
% of FP17s Relating to Continuations	1	1,479	0.1%	1.1%	1.0%	1.0%
% of Patients satisfied with the dentistry they have received	0	0	N/A	91.9%	91.7%	91.5%
% of Patients satisfied with the time they had to wait for an appointment	0	0	N/A	86.8%	88.3%	87.9%

* This is based on patients treated on this contract for their most recent course of treatment. Figures in italics indicate the base number of FP17s or Patient Questionnaire responses are less than 100. N/A is shown where the base number of responses is less than 10 during the period. % is calculated as Quantity/Base number*100

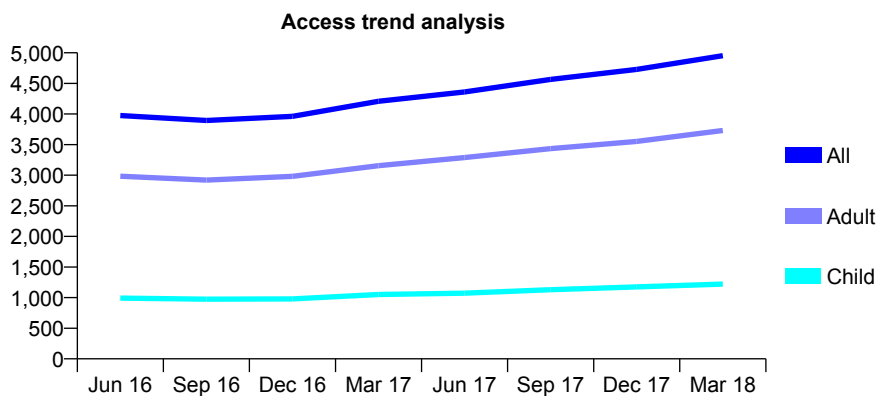
Q59 - Vital Signs At a Glance Contract Report for 939838/0003 - March 2018

Name or company name	MISS Z ISHAK
Contract type name	GDS Contract
Purpose of contract	General
Contract start date	01/04/2008
Contract end date	

17/18 Contracted general activity (UDA)	15,328
Carry forward general activity (UDA)	0
17/18 Contracted orthodontic activity (UOA)	0
Carry forward orthodontic activity (UOA)	0
Baseline contract value	£336,044.97

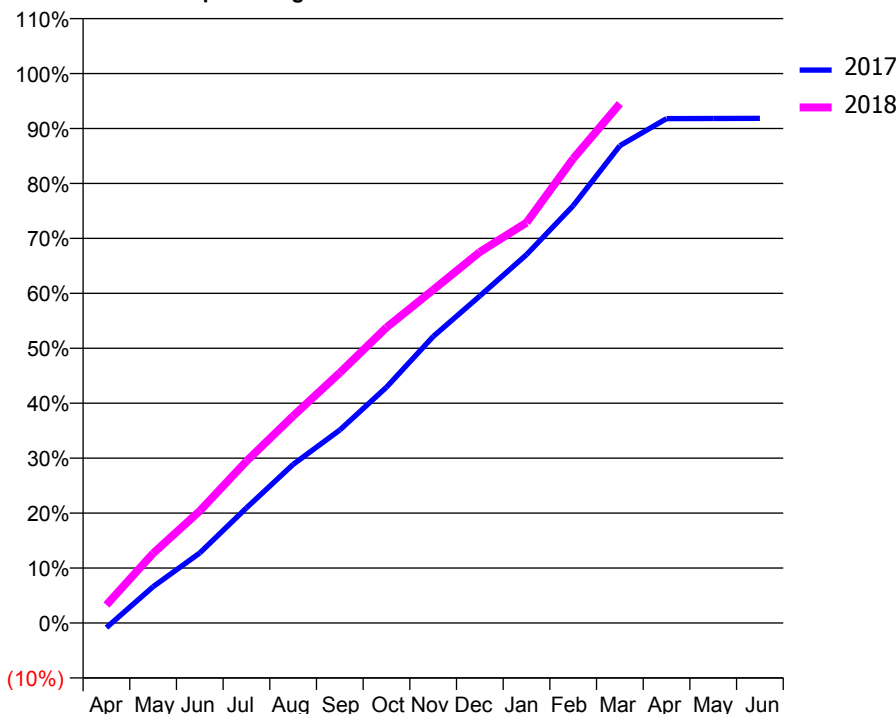
ACCESS*

Patients seen in 24 months	Total	Change since previous quarter
Quarter ending March 2017	4,207	
Quarter ending June 2017	4,361	↑
Quarter ending September 2017	4,565	↑
Quarter ending December 2017	4,728	↑
Quarter ending March 2018	4,953	↑
Variance since March 2017	17.7%	↑



ACTIVITY

Cumulative percentage of contracted UDA delivered 2017 & 2018



Month	Adjusted Scheduled Activity (UDA)	
	2017	2018
April	-132	504
May	1,014	1,944
June	1,956	3,125
July	3,213	4,512
August	4,423	5,774
September	5,383	6,980
October	6,577	8,245
November	7,992	9,293
December	9,124	10,351
January	10,274	11,168
February	11,641	12,952
March	13,314	14,486
April	14,069	
May	14,074	
June	14,078	

QUALITY

	Quantity	Base Number	Contract	AT	Region	England
% of FP17s for the same patient ID Re-attending within 3 months - Children	140	1,938	7.2%	9.7%	11.6%	11.9%
% of FP17s for the same patient ID Re-attending within 3 months - Adults	595	4,967	12.0%	14.2%	15.4%	16.0%
% of FP17s for the same patient ID Re-attending between 3 & 9 months - Children	1,264	1,938	65.2%	61.1%	59.4%	58.3%
% of FP17s for the same patient ID Re-attending between 3 & 9 months - Adults	2,448	4,967	49.3%	52.6%	51.3%	50.3%
% of FP17s for Band 1 Urgent Courses	373	6,646	5.6%	7.2%	8.0%	9.1%
% of FP17s Relating to Free Repair or Replacements	12	6,646	0.2%	0.8%	0.8%	0.8%
% of FP17s Relating to Continuations	78	6,646	1.2%	1.1%	1.0%	1.0%
% of Patients satisfied with the dentistry they have received	6	7	N/A	91.9%	91.7%	91.5%
% of Patients satisfied with the time they had to wait for an appointment	7	7	N/A	86.8%	88.3%	87.9%

* This is based on patients treated on this contract for their most recent course of treatment. Figures in italics indicate the base number of FP17s or Patient Questionnaire responses are less than 100. N/A is shown where the base number of responses is less than 10 during the period. % is calculated as Quantity/Base number*100

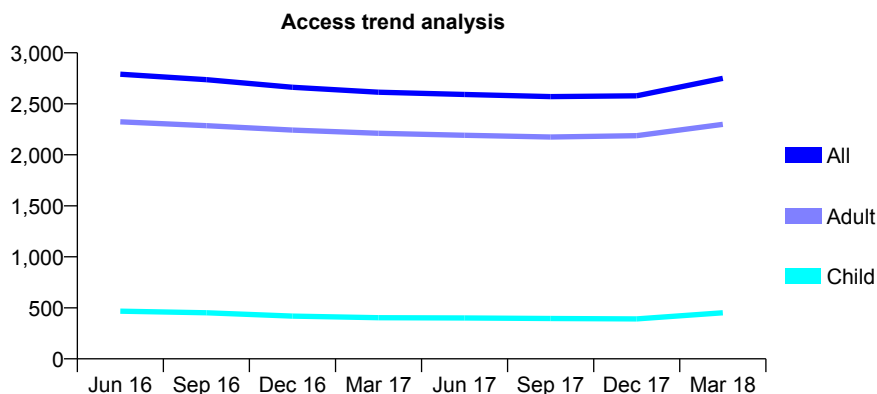
Q59 - Vital Signs At a Glance Contract Report for 939838/0008 - March 2018

Name or company name	MISS Z ISHAK
Contract type name	GDS Contract
Purpose of contract	General
Contract start date	01/02/2013
Contract end date	

17/18 Contracted general activity (UDA)	10,144
Carry forward general activity (UDA)	0
17/18 Contracted orthodontic activity (UOA)	0
Carry forward orthodontic activity (UOA)	0
Baseline contract value	£271,819.09

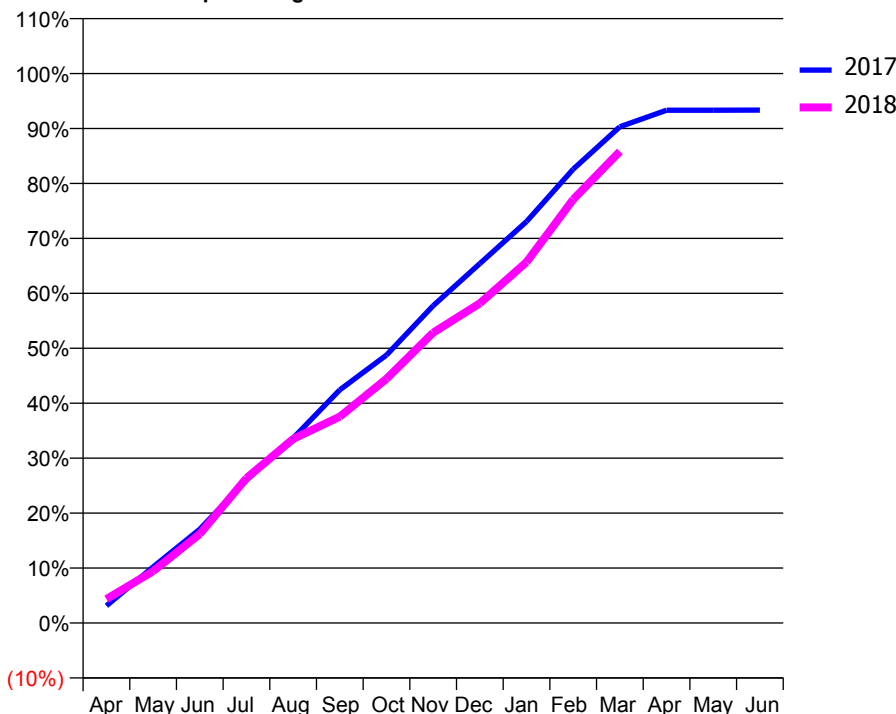
ACCESS*

Patients seen in 24 months	Total	Change since previous quarter
Quarter ending March 2017	2,614	
Quarter ending June 2017	2,592	→
Quarter ending September 2017	2,570	→
Quarter ending December 2017	2,579	→
Quarter ending March 2018	2,750	↑
Variance since March 2017	5.2%	↑



ACTIVITY

Cumulative percentage of contracted UDA delivered 2017 & 2018



Month	Adjusted Scheduled Activity (UDA)	
	2017	2018
April	320	443
May	1,035	956
June	1,731	1,642
July	2,637	2,675
August	3,414	3,399
September	4,304	3,810
October	4,946	4,510
November	5,857	5,360
December	6,635	5,902
January	7,410	6,662
February	8,379	7,819
March	9,161	8,706
April	9,465	
May	9,465	
June	9,468	

QUALITY

	Quantity	Base Number	Contract	AT	Region	England
% of FP17s for the same patient ID Re-attending within 3 months - Children	30	881	3.4%	9.7%	11.6%	11.9%
% of FP17s for the same patient ID Re-attending within 3 months - Adults	293	3,536	8.3%	14.2%	15.4%	16.0%
% of FP17s for the same patient ID Re-attending between 3 & 9 months - Children	660	881	74.9%	61.1%	59.4%	58.3%
% of FP17s for the same patient ID Re-attending between 3 & 9 months - Adults	2,546	3,536	72.0%	52.6%	51.3%	50.3%
% of FP17s for Band 1 Urgent Courses	25	4,312	0.6%	7.2%	8.0%	9.1%
% of FP17s Relating to Free Repair or Replacements	58	4,312	1.3%	0.8%	0.8%	0.8%
% of FP17s Relating to Continuations	96	4,312	2.2%	1.1%	1.0%	1.0%
% of Patients satisfied with the dentistry they have received	7	8	N/A	91.9%	91.7%	91.5%
% of Patients satisfied with the time they had to wait for an appointment	8	8	N/A	86.8%	88.3%	87.9%

* This is based on patients treated on this contract for their most recent course of treatment. Figures in italics indicate the base number of FP17s or Patient Questionnaire responses are less than 100. N/A is shown where the base number of responses is less than 10 during the period. % is calculated as Quantity/Base number*100

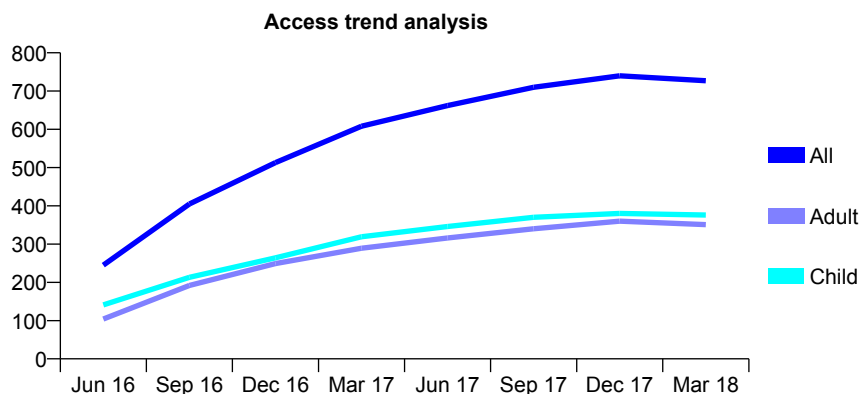
Q59 - Vital Signs At a Glance Contract Report for 962198/0001 - March 2018

Name or company name	MRS S HINDOCHA
Contract type name	GDS Contract
Purpose of contract	General
Contract start date	06/02/2016
Contract end date	

17/18 Contracted general activity (UDA)	2,502
Carry forward general activity (UDA)	-21
17/18 Contracted orthodontic activity (UOA)	0
Carry forward orthodontic activity (UOA)	0
Baseline contract value	£55,328.21

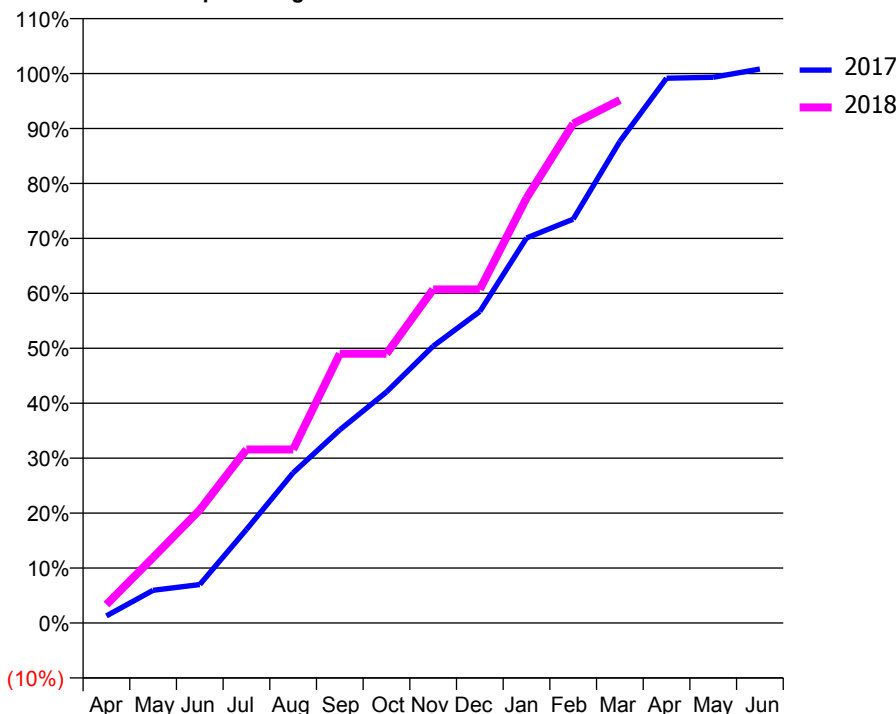
ACCESS*

Patients seen in 24 months	Total	Change since previous quarter
Quarter ending March 2017	608	
Quarter ending June 2017	662	↑
Quarter ending September 2017	710	↑
Quarter ending December 2017	740	↑
Quarter ending March 2018	727	↓
Variance since March 2017	19.6%	↑



ACTIVITY

Cumulative percentage of contracted UDA delivered 2017 & 2018



Month	Adjusted Scheduled Activity (UDA)	
	2017	2018
April	32	84
May	149	299
June	175	515
July	426	790
August	684	790
September	879	1,226
October	1,052	1,226
November	1,261	1,519
December	1,418	1,519
January	1,753	1,935
February	1,839	2,274
March	2,193	2,381
April	2,481	
May	2,485	
June	2,523	

QUALITY

	Quantity	Base Number	Contract	AT	Region	England
% of FP17s for the same patient ID Re-attending within 3 months - Children	50	592	8.4%	9.7%	11.6%	11.9%
% of FP17s for the same patient ID Re-attending within 3 months - Adults	100	457	21.9%	14.2%	15.4%	16.0%
% of FP17s for the same patient ID Re-attending between 3 & 9 months - Children	342	592	57.8%	61.1%	59.4%	58.3%
% of FP17s for the same patient ID Re-attending between 3 & 9 months - Adults	219	457	47.9%	52.6%	51.3%	50.3%
% of FP17s for Band 1 Urgent Courses	77	935	8.2%	7.2%	8.0%	9.1%
% of FP17s Relating to Free Repair or Replacements	0	935	0.0%	0.8%	0.8%	0.8%
% of FP17s Relating to Continuations	0	935	0.0%	1.1%	1.0%	1.0%
% of Patients satisfied with the dentistry they have received	2	2	N/A	91.9%	91.7%	91.5%
% of Patients satisfied with the time they had to wait for an appointment	2	2	N/A	86.8%	88.3%	87.9%

* This is based on patients treated on this contract for their most recent course of treatment. Figures in italics indicate the base number of FP17s or Patient Questionnaire responses are less than 100. N/A is shown where the base number of responses is less than 10 during the period. % is calculated as Quantity/Base number*100

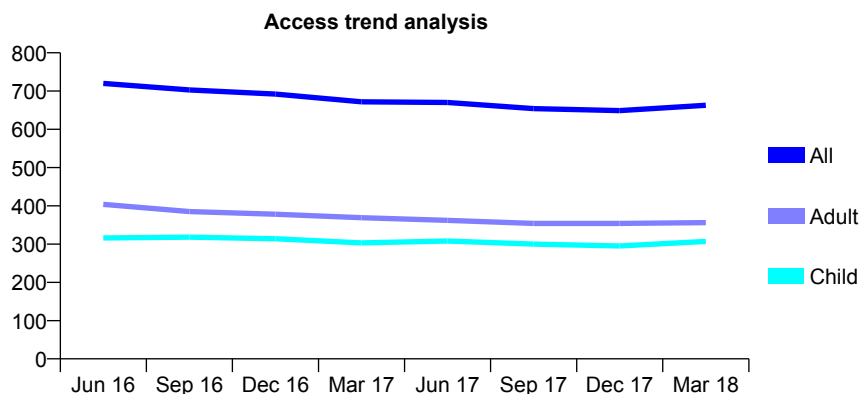
Q59 - Vital Signs At a Glance Contract Report for 967432/0001 - March 2018

Name or company name	Mr S Patel
Contract type name	GDS Contract
Purpose of contract	General
Contract start date	01/12/2007
Contract end date	

17/18 Contracted general activity (UDA)	3,344
Carry forward general activity (UDA)	0
17/18 Contracted orthodontic activity (UOA)	0
Carry forward orthodontic activity (UOA)	0
Baseline contract value	£62,684.61

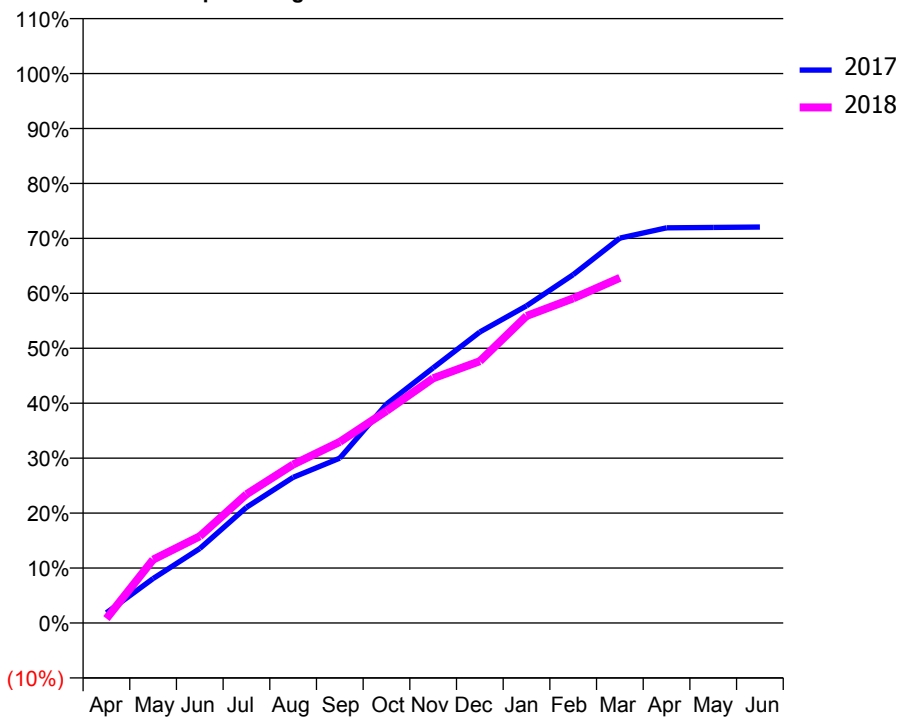
ACCESS*

Patients seen in 24 months	Total	Change since previous quarter
Quarter ending March 2017	672	
Quarter ending June 2017	670	→
Quarter ending September 2017	654	↓
Quarter ending December 2017	649	→
Quarter ending March 2018	663	↑
Variance since March 2017	(1.3%)	↓



ACTIVITY

Cumulative percentage of contracted UDA delivered 2017 & 2018



Month	Adjusted Scheduled Activity (UDA)	
	2017	2018
April	62	27
May	271	386
June	453	528
July	704	783
August	886	965
September	1,004	1,102
October	1,332	1,291
November	1,552	1,489
December	1,771	1,593
January	1,930	1,869
February	2,120	1,975
March	2,342	2,100
April	2,405	
May	2,407	
June	2,410	

QUALITY

	Quantity	Base Number	Contract	AT	Region	England
% of FP17s for the same patient ID Re-attending within 3 months - Children	54	528	10.2%	9.7%	11.6%	11.9%
% of FP17s for the same patient ID Re-attending within 3 months - Adults	56	425	13.2%	14.2%	15.4%	16.0%
% of FP17s for the same patient ID Re-attending between 3 & 9 months - Children	341	528	64.6%	61.1%	59.4%	58.3%
% of FP17s for the same patient ID Re-attending between 3 & 9 months - Adults	269	425	63.3%	52.6%	51.3%	50.3%
% of FP17s for Band 1 Urgent Courses	27	920	2.9%	7.2%	8.0%	9.1%
% of FP17s Relating to Free Repair or Replacements	2	920	0.2%	0.8%	0.8%	0.8%
% of FP17s Relating to Continuations	15	920	1.6%	1.1%	1.0%	1.0%
% of Patients satisfied with the dentistry they have received	1	1	N/A	91.9%	91.7%	91.5%
% of Patients satisfied with the time they had to wait for an appointment	1	1	N/A	86.8%	88.3%	87.9%

* This is based on patients treated on this contract for their most recent course of treatment. Figures in italics indicate the base number of FP17s or Patient Questionnaire responses are less than 100. N/A is shown where the base number of responses is less than 10 during the period. % is calculated as Quantity/Base number*100

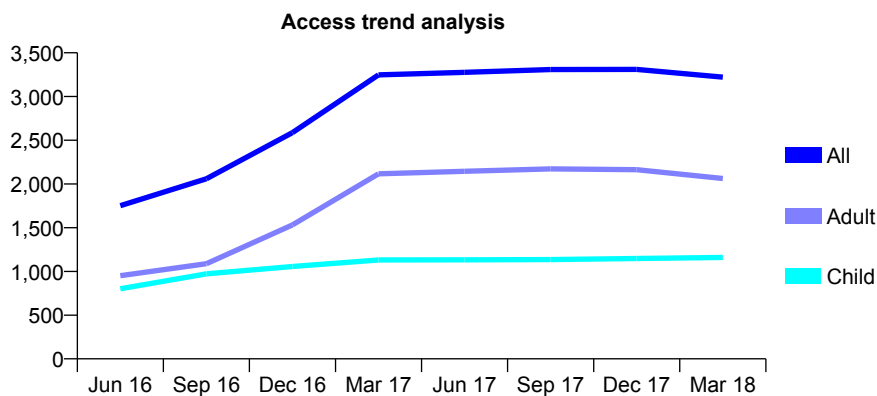
Q59 - Vital Signs At a Glance Contract Report for 995584/0001 - March 2018

Name or company name	Mr B Khaseria & Mrs M K Dhariwal
Contract type name	GDS Contract
Purpose of contract	General
Contract start date	01/01/2016
Contract end date	

17/18 Contracted general activity (UDA)	5,032
Carry forward general activity (UDA)	333
17/18 Contracted orthodontic activity (UOA)	0
Carry forward orthodontic activity (UOA)	0
Baseline contract value	£128,305.09

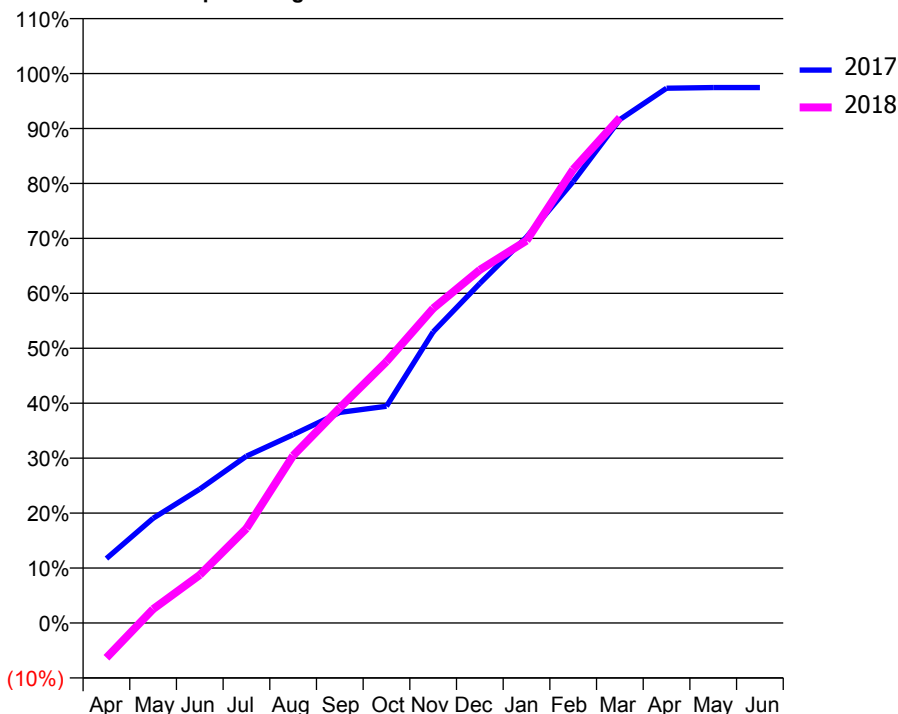
ACCESS*

Patients seen in 24 months	Total	Change since previous quarter
Quarter ending March 2017	3,247	
Quarter ending June 2017	3,277	→
Quarter ending September 2017	3,309	→
Quarter ending December 2017	3,310	→
Quarter ending March 2018	3,222	↓
Variance since March 2017	(0.8%)	→



ACTIVITY

Cumulative percentage of contracted UDA delivered 2017 & 2018



Month	Adjusted Scheduled Activity (UDA)	
	2017	2018
April	1,530	-319
May	2,483	127
June	3,177	440
July	3,959	867
August	4,466	1,533
September	4,995	1,971
October	5,139	2,395
November	6,904	2,882
December	8,054	3,234
January	9,154	3,501
February	10,469	4,154
March	11,940	4,627
April	12,683	
May	12,699	
June	12,699	

QUALITY

	Quantity	Base Number	Contract	AT	Region	England
% of FP17s for the same patient ID Re-attending within 3 months - Children	57	1,587	3.6%	9.7%	11.6%	11.9%
% of FP17s for the same patient ID Re-attending within 3 months - Adults	121	1,170	10.3%	14.2%	15.4%	16.0%
% of FP17s for the same patient ID Re-attending between 3 & 9 months - Children	1,102	1,587	69.4%	61.1%	59.4%	58.3%
% of FP17s for the same patient ID Re-attending between 3 & 9 months - Adults	675	1,170	57.7%	52.6%	51.3%	50.3%
% of FP17s for Band 1 Urgent Courses	82	2,509	3.3%	7.2%	8.0%	9.1%
% of FP17s Relating to Free Repair or Replacements	4	2,509	0.2%	0.8%	0.8%	0.8%
% of FP17s Relating to Continuations	0	2,509	0.0%	1.1%	1.0%	1.0%
% of Patients satisfied with the dentistry they have received	4	4	N/A	91.9%	91.7%	91.5%
% of Patients satisfied with the time they had to wait for an appointment	4	4	N/A	86.8%	88.3%	87.9%

* This is based on patients treated on this contract for their most recent course of treatment. Figures in italics indicate the base number of FP17s or Patient Questionnaire responses are less than 100. N/A is shown where the base number of responses is less than 10 during the period. % is calculated as Quantity/Base number*100

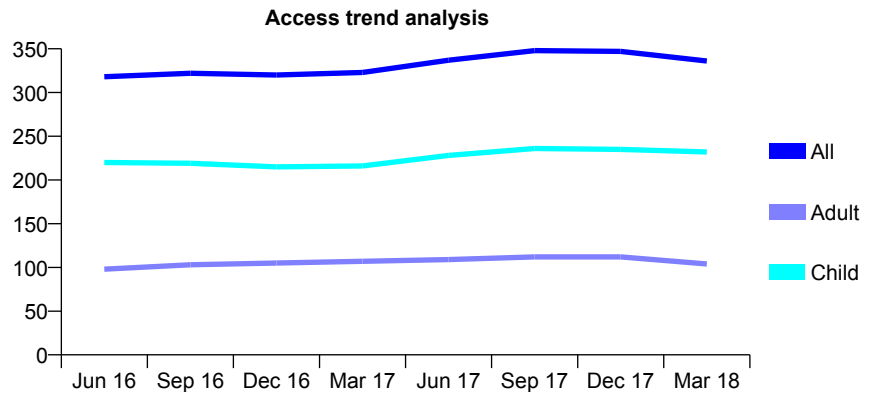
Q59 - Vital Signs At a Glance Contract Report for 998133/0001 - March 2018

Name or company name	Lechki, Desai, Shah & Thakor (T/A Queens)
Contract type name	GDS Contract
Purpose of contract	General
Contract start date	01/04/2006
Contract end date	

17/18 Contracted general activity (UDA)	800
Carry forward general activity (UDA)	0
17/18 Contracted orthodontic activity (UOA)	0
Carry forward orthodontic activity (UOA)	0
Baseline contract value	£17,331.05

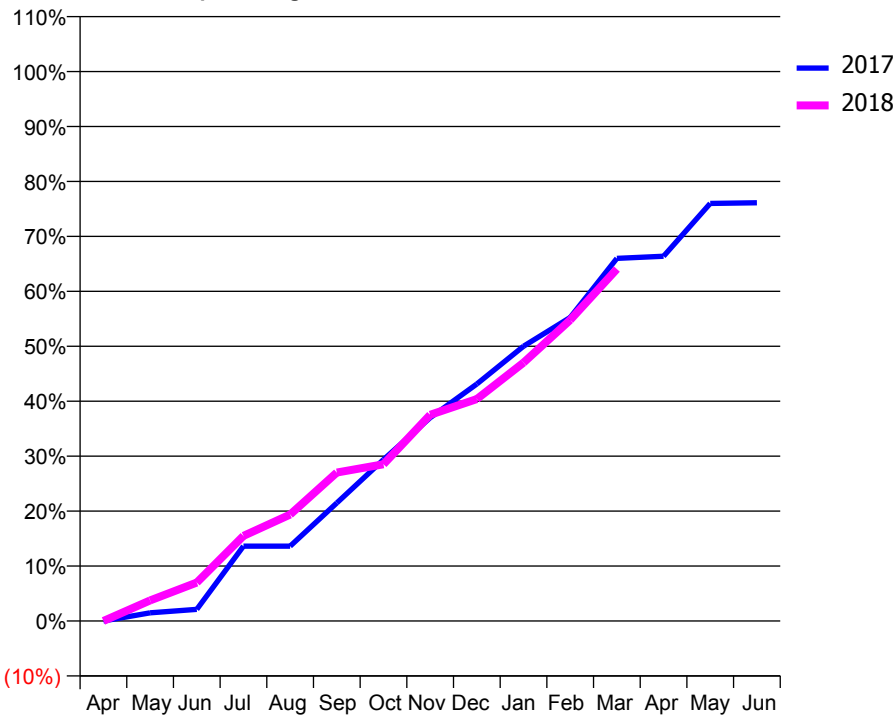
ACCESS*

Patients seen in 24 months	Total	Change since previous quarter
Quarter ending March 2017	323	
Quarter ending June 2017	337	↑
Quarter ending September 2017	348	↑
Quarter ending December 2017	347	→
Quarter ending March 2018	336	↓
Variance since March 2017	4.0%	↑



ACTIVITY

Cumulative percentage of contracted UDA delivered 2017 & 2018



Month	Adjusted Scheduled Activity (UDA)	
	2017	2018
April	0	0
May	12	30
June	17	56
July	109	124
August	109	155
September	172	216
October	235	228
November	296	300
December	345	323
January	400	376
February	442	438
March	528	512
April	531	
May	608	
June	609	

QUALITY

	Quantity	Base Number	Contract	AT	Region	England
% of FP17s for the same patient ID Re-attending within 3 months - Children	9	296	3.0%	9.7%	11.6%	11.9%
% of FP17s for the same patient ID Re-attending within 3 months - Adults	4	71	5.6%	14.2%	15.4%	16.0%
% of FP17s for the same patient ID Re-attending between 3 & 9 months - Children	146	296	49.3%	61.1%	59.4%	58.3%
% of FP17s for the same patient ID Re-attending between 3 & 9 months - Adults	25	71	35.2%	52.6%	51.3%	50.3%
% of FP17s for Band 1 Urgent Courses	2	319	0.6%	7.2%	8.0%	9.1%
% of FP17s Relating to Free Repair or Replacements	0	319	0.0%	0.8%	0.8%	0.8%
% of FP17s Relating to Continuations	0	319	0.0%	1.1%	1.0%	1.0%
% of Patients satisfied with the dentistry they have received	1	1	N/A	91.9%	91.7%	91.5%
% of Patients satisfied with the time they had to wait for an appointment	1	1	N/A	86.8%	88.3%	87.9%

* This is based on patients treated on this contract for their most recent course of treatment. Figures in italics indicate the base number of FP17s or Patient Questionnaire responses are less than 100. N/A is shown where the base number of responses is less than 10 during the period. % is calculated as Quantity/Base number*100

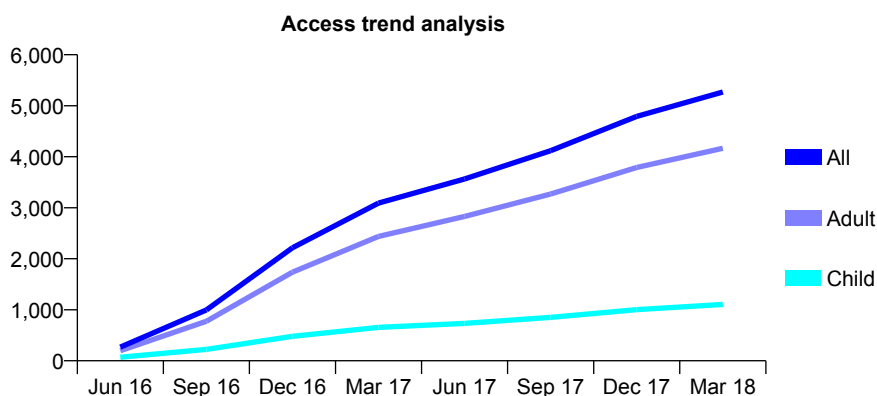
Q60 - Vital Signs At a Glance Contract Report for 100034/0000 - March 2018

Name or company name	Whitecross Dental Care Limited
Contract type name	GDS Contract
Purpose of contract	General
Contract start date	01/04/2016
Contract end date	

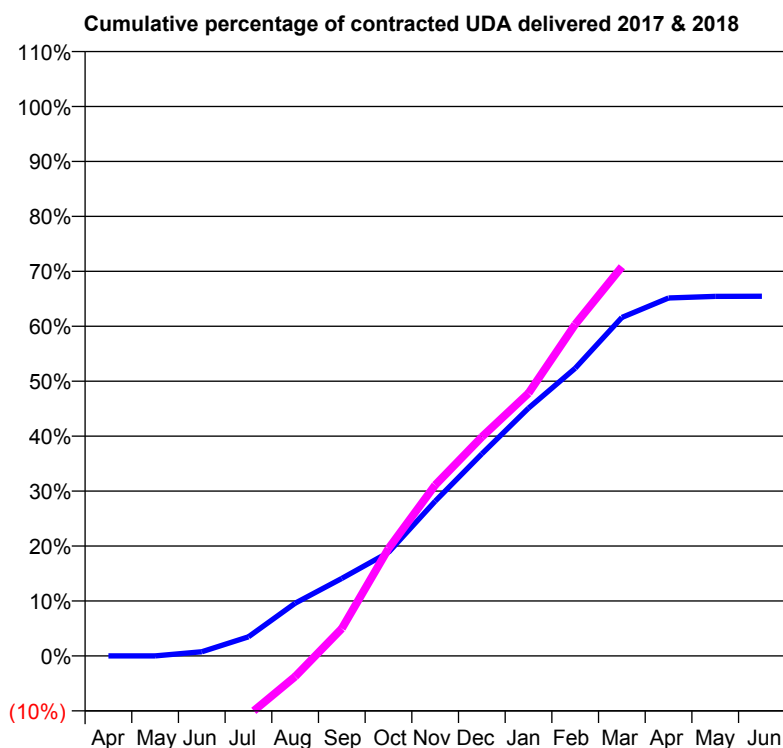
17/18 Contracted general activity (UDA)	16,000
Carry forward general activity (UDA)	5,525
17/18 Contracted orthodontic activity (UOA)	0
Carry forward orthodontic activity (UOA)	0
Baseline contract value	£397,451.56

ACCESS*

Patients seen in 24 months	Total	Change since previous quarter
Quarter ending March 2017	3,092	
Quarter ending June 2017	3,564	↑
Quarter ending September 2017	4,119	↑
Quarter ending December 2017	4,792	↑
Quarter ending March 2018	5,269	↑
Variance since March 2017	70.4%	↑



ACTIVITY



Month	Adjusted Scheduled Activity (UDA)	
	2017	2018
April	0	-5,045
May	0	-3,875
June	121	-2,925
July	557	-1,735
August	1,534	-604
September	2,257	799
October	3,014	3,127
November	4,508	4,977
December	5,884	6,379
January	7,216	7,650
February	8,379	9,654
March	9,855	11,330
April	10,424	
May	10,471	
June	10,475	

QUALITY

	Quantity	Base Number	Contract	AT	Region	England
% of FP17s for the same patient ID Re-attending within 3 months - Children	83	1,550	5.4%	10.1%	11.6%	11.9%
% of FP17s for the same patient ID Re-attending within 3 months - Adults	835	5,770	14.5%	13.5%	15.4%	16.0%
% of FP17s for the same patient ID Re-attending between 3 & 9 months - Children	677	1,550	43.7%	59.8%	59.4%	58.3%
% of FP17s for the same patient ID Re-attending between 3 & 9 months - Adults	2,376	5,770	41.2%	54.2%	51.3%	50.3%
% of FP17s for Band 1 Urgent Courses	390	7,086	5.5%	7.2%	8.0%	9.1%
% of FP17s Relating to Free Repair or Replacements	78	7,086	1.1%	0.9%	0.8%	0.8%
% of FP17s Relating to Continuations	159	7,086	2.2%	1.2%	1.0%	1.0%
% of Patients satisfied with the dentistry they have received	6	8	N/A	91.0%	91.7%	91.5%
% of Patients satisfied with the time they had to wait for an appointment	8	8	N/A	89.4%	88.3%	87.9%

* This is based on patients treated on this contract for their most recent course of treatment. Figures in italics indicate the base number of FP17s or Patient Questionnaire responses are less than 100. N/A is shown where the base number of responses is less than 10 during the period. % is calculated as Quantity/Base number*100

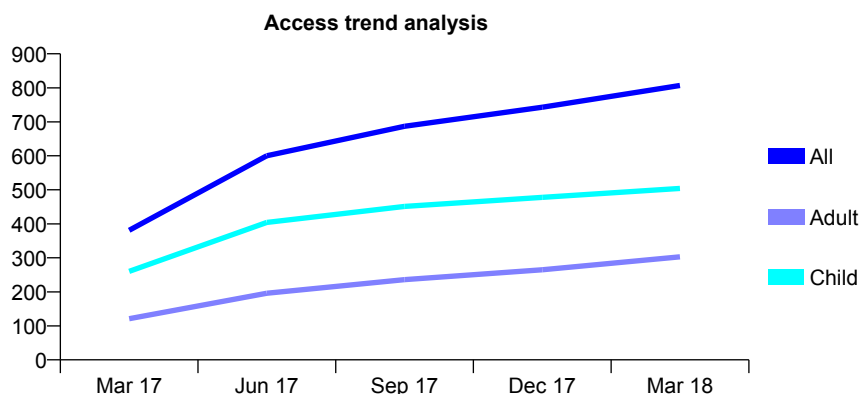
Q60 - Vital Signs At a Glance Contract Report for 100233/0000 - March 2018

Name or company name	Willow Street Dental Practice
Contract type name	GDS Contract
Purpose of contract	General
Contract start date	01/12/2016
Contract end date	

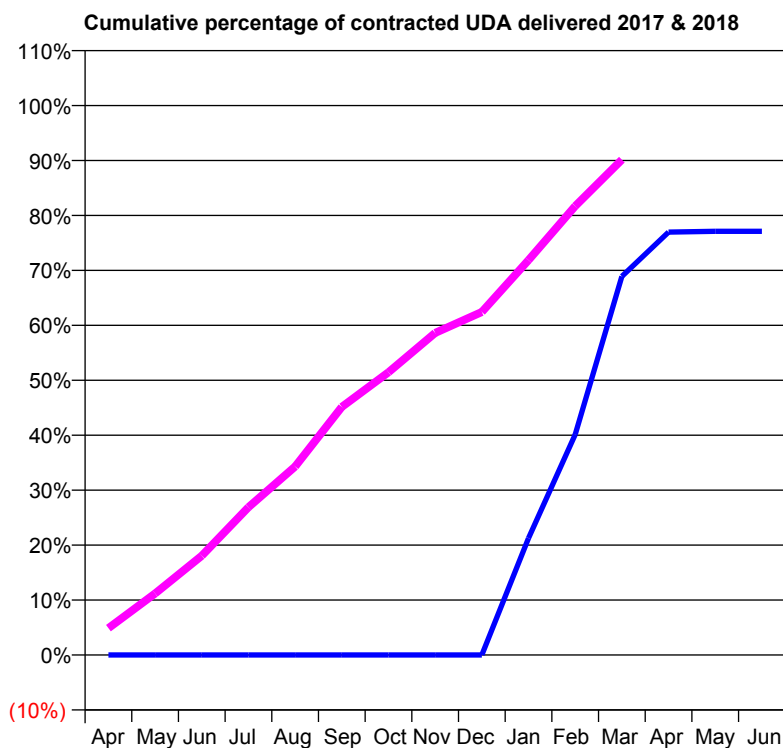
17/18 Contracted general activity (UDA)	2,110
Carry forward general activity (UDA)	0
17/18 Contracted orthodontic activity (UOA)	0
Carry forward orthodontic activity (UOA)	0
Baseline contract value	£54,739.67

ACCESS*

Patients seen in 24 months	Total	Change since previous quarter
Quarter ending March 2017	381	
Quarter ending June 2017	600	↑
Quarter ending September 2017	687	↑
Quarter ending December 2017	743	↑
Quarter ending March 2018	807	↑
Variance since March 2017	111.8%	↑



ACTIVITY



Month	Adjusted Scheduled Activity (UDA)	
	2017	2018
April	0	103
May	0	236
June	0	381
July	0	567
August	0	724
September	0	952
October	0	1,086
November	0	1,237
December	0	1,317
January	150	1,517
February	282	1,724
March	484	1,902
April	541	
May	542	
June	542	

QUALITY

	Quantity	Base Number	Contract	AT	Region	England
% of FP17s for the same patient ID Re-attending within 3 months - Children	113	1,060	10.7%	10.1%	11.6%	11.9%
% of FP17s for the same patient ID Re-attending within 3 months - Adults	44	413	10.7%	13.5%	15.4%	16.0%
% of FP17s for the same patient ID Re-attending between 3 & 9 months - Children	572	1,060	54.0%	59.8%	59.4%	58.3%
% of FP17s for the same patient ID Re-attending between 3 & 9 months - Adults	176	413	42.6%	54.2%	51.3%	50.3%
% of FP17s for Band 1 Urgent Courses	75	1,428	5.3%	7.2%	8.0%	9.1%
% of FP17s Relating to Free Repair or Replacements	0	1,428	0.0%	0.9%	0.8%	0.8%
% of FP17s Relating to Continuations	0	1,428	0.0%	1.2%	1.0%	1.0%
% of Patients satisfied with the dentistry they have received	1	1	N/A	91.0%	91.7%	91.5%
% of Patients satisfied with the time they had to wait for an appointment	1	1	N/A	89.4%	88.3%	87.9%

* This is based on patients treated on this contract for their most recent course of treatment. Figures in italics indicate the base number of FP17s or Patient Questionnaire responses are less than 100. N/A is shown where the base number of responses is less than 10 during the period. % is calculated as Quantity/Base number*100

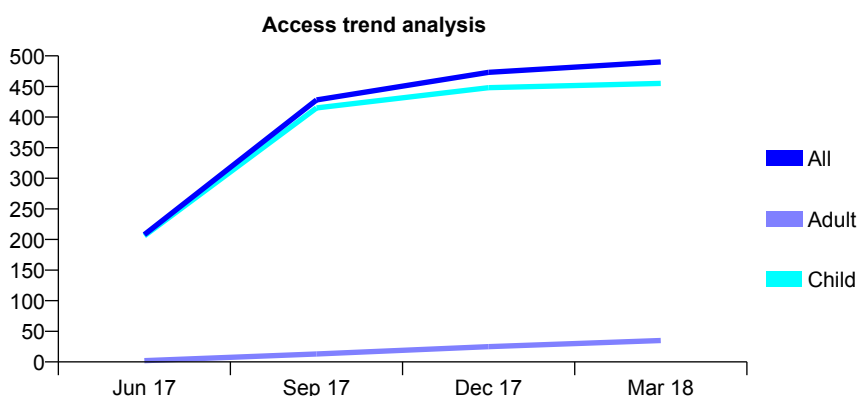
Q60 - Vital Signs At a Glance Contract Report for 100324/0000 - March 2018

Name or company name	Hughes & Owen Dental Care
Contract type name	GDS Contract
Purpose of contract	General
Contract start date	01/04/2017
Contract end date	

17/18 Contracted general activity (UDA)	1,450
Carry forward general activity (UDA)	0
17/18 Contracted orthodontic activity (UOA)	0
Carry forward orthodontic activity (UOA)	0
Baseline contract value	£29,544.01

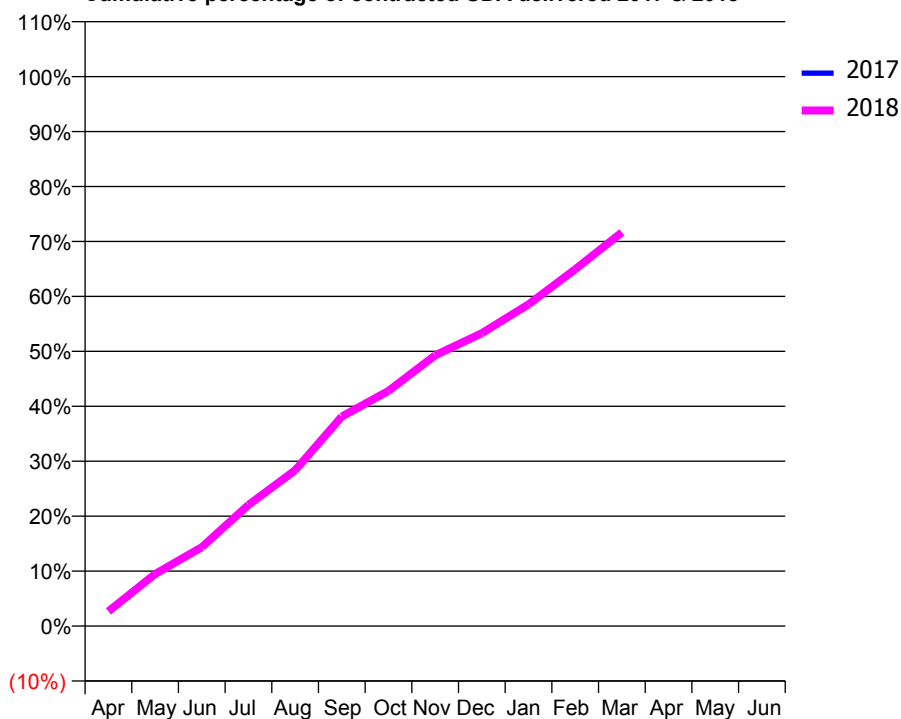
ACCESS*

Patients seen in 24 months	Total	Change since previous quarter
Quarter ending March 2017	0	
Quarter ending June 2017	208	↑
Quarter ending September 2017	428	↑
Quarter ending December 2017	473	↑
Quarter ending March 2018	490	↑
Variance since March 2017	N/A	



ACTIVITY

Cumulative percentage of contracted UDA delivered 2017 & 2018



Adjusted Scheduled Activity (UDA)

Month	2017	2018
April	0	39
May	0	137
June	0	208
July	0	320
August	0	411
September	0	553
October	0	621
November	0	714
December	0	773
January	0	849
February	0	941
March	0	1,039
April	0	
May	0	
June	0	

QUALITY

	Quantity	Base Number	Contract	AT	Region	England
% of FP17s for the same patient ID Re-attending within 3 months - Children	52	873	6.0%	10.1%	11.6%	11.9%
% of FP17s for the same patient ID Re-attending within 3 months - Adults	0	0	N/A	13.5%	15.4%	16.0%
% of FP17s for the same patient ID Re-attending between 3 & 9 months - Children	285	873	32.6%	59.8%	59.4%	58.3%
% of FP17s for the same patient ID Re-attending between 3 & 9 months - Adults	0	0	N/A	54.2%	51.3%	50.3%
% of FP17s for Band 1 Urgent Courses	30	873	3.4%	7.2%	8.0%	9.1%
% of FP17s Relating to Free Repair or Replacements	0	873	0.0%	0.9%	0.8%	0.8%
% of FP17s Relating to Continuations	0	873	0.0%	1.2%	1.0%	1.0%
% of Patients satisfied with the dentistry they have received	0	0	N/A	91.0%	91.7%	91.5%
% of Patients satisfied with the time they had to wait for an appointment	0	0	N/A	89.4%	88.3%	87.9%

* This is based on patients treated on this contract for their most recent course of treatment. Figures in italics indicate the base number of FP17s or Patient Questionnaire responses are less than 100. N/A is shown where the base number of responses is less than 10 during the period. % is calculated as Quantity/Base number*100

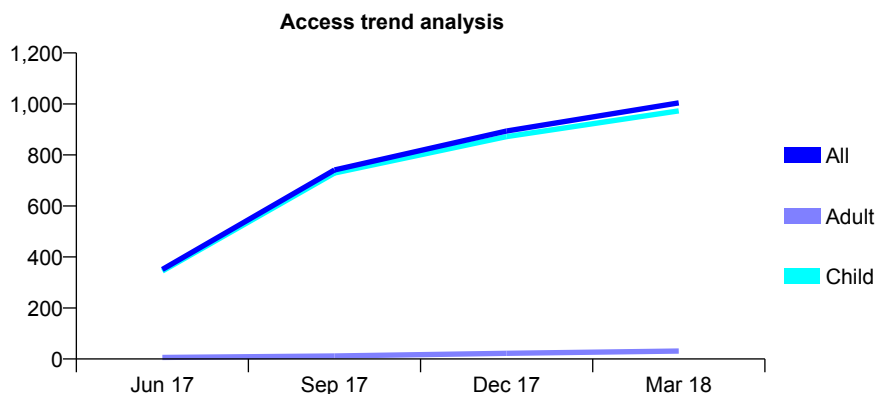
Q60 - Vital Signs At a Glance Contract Report for 100346/0000 - March 2018

Name or company name	Burton Family Dental Practice
Contract type name	GDS Contract
Purpose of contract	General
Contract start date	01/04/2017
Contract end date	

17/18 Contracted general activity (UDA)	2,400
Carry forward general activity (UDA)	0
17/18 Contracted orthodontic activity (UOA)	0
Carry forward orthodontic activity (UOA)	0
Baseline contract value	£51,154.92

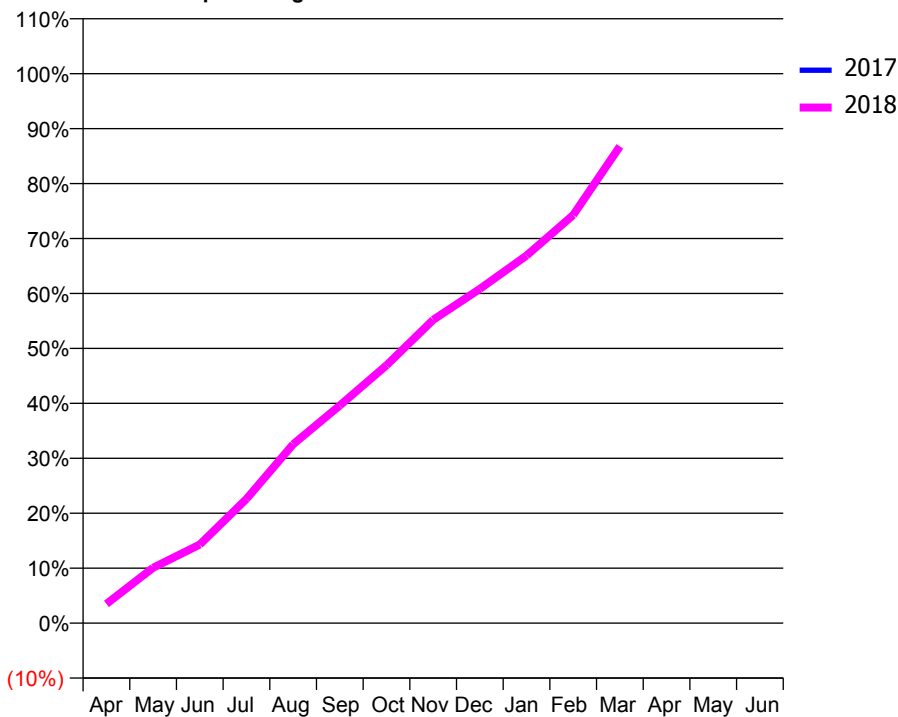
ACCESS*

Patients seen in 24 months	Total	Change since previous quarter
Quarter ending March 2017	0	
Quarter ending June 2017	351	↑
Quarter ending September 2017	741	↑
Quarter ending December 2017	894	↑
Quarter ending March 2018	1,004	↑
Variance since March 2017	N/A	



ACTIVITY

Cumulative percentage of contracted UDA delivered 2017 & 2018



Month	Adjusted Scheduled Activity (UDA)	
	2017	2018
April	0	84
May	0	242
June	0	343
July	0	542
August	0	781
September	0	951
October	0	1,126
November	0	1,324
December	0	1,460
January	0	1,605
February	0	1,783
March	0	2,082
April	0	
May	0	
June	0	

QUALITY

	Quantity	Base Number	Contract	AT	Region	England
% of FP17s for the same patient ID Re-attending within 3 months - Children	67	1,642	4.1%	10.1%	11.6%	11.9%
% of FP17s for the same patient ID Re-attending within 3 months - Adults	0	0	N/A	13.5%	15.4%	16.0%
% of FP17s for the same patient ID Re-attending between 3 & 9 months - Children	514	1,642	31.3%	59.8%	59.4%	58.3%
% of FP17s for the same patient ID Re-attending between 3 & 9 months - Adults	0	0	N/A	54.2%	51.3%	50.3%
% of FP17s for Band 1 Urgent Courses	42	1,642	2.6%	7.2%	8.0%	9.1%
% of FP17s Relating to Free Repair or Replacements	0	1,642	0.0%	0.9%	0.8%	0.8%
% of FP17s Relating to Continuations	0	1,642	0.0%	1.2%	1.0%	1.0%
% of Patients satisfied with the dentistry they have received	2	2	N/A	91.0%	91.7%	91.5%
% of Patients satisfied with the time they had to wait for an appointment	2	2	N/A	89.4%	88.3%	87.9%

* This is based on patients treated on this contract for their most recent course of treatment. Figures in italics indicate the base number of FP17s or Patient Questionnaire responses are less than 100. N/A is shown where the base number of responses is less than 10 during the period. % is calculated as Quantity/Base number*100

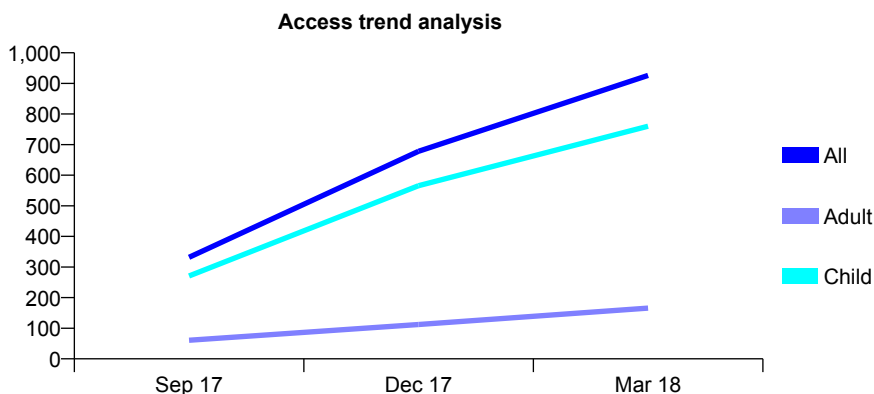
Q60 - Vital Signs At a Glance Contract Report for 100486/0000 - March 2018

Name or company name	New Park House Dental Centre
Contract type name	GDS Contract
Purpose of contract	General and Orthodontic
Contract start date	01/08/2017
Contract end date	

17/18 Contracted general activity (UDA)	3,019
Carry forward general activity (UDA)	0
17/18 Contracted orthodontic activity (UOA)	559
Carry forward orthodontic activity (UOA)	0
Baseline contract value	£120,251.42

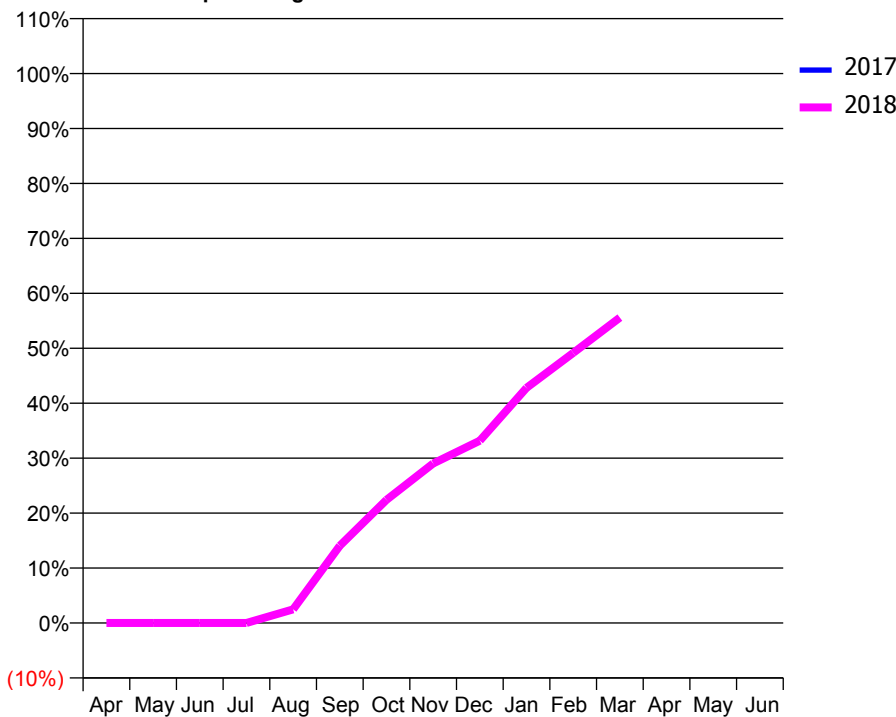
ACCESS*

Patients seen in 24 months	Total	Change since previous quarter
Quarter ending March 2017	0	
Quarter ending June 2017	0	
Quarter ending September 2017	332	↑
Quarter ending December 2017	678	↑
Quarter ending March 2018	926	↑
Variance since March 2017	N/A	



ACTIVITY

Cumulative percentage of contracted UDA delivered 2017 & 2018



Month	Adjusted Scheduled Activity (UDA)	
	2017	2018
April	0	0
May	0	0
June	0	0
July	0	0
August	0	75
September	0	424
October	0	676
November	0	876
December	0	1,002
January	0	1,292
February	0	1,484
March	0	1,678
April	0	
May	0	
June	0	

QUALITY

	Quantity	Base Number	Contract	AT	Region	England
% of FP17s for the same patient ID Re-attending within 3 months - Children	64	963	6.6%	10.1%	11.6%	11.9%
% of FP17s for the same patient ID Re-attending within 3 months - Adults	9	161	5.6%	13.5%	15.4%	16.0%
% of FP17s for the same patient ID Re-attending between 3 & 9 months - Children	90	963	9.3%	59.8%	59.4%	58.3%
% of FP17s for the same patient ID Re-attending between 3 & 9 months - Adults	9	161	5.6%	54.2%	51.3%	50.3%
% of FP17s for Band 1 Urgent Courses	35	1,083	3.2%	7.2%	8.0%	9.1%
% of FP17s Relating to Free Repair or Replacements	0	1,083	0.0%	0.9%	0.8%	0.8%
% of FP17s Relating to Continuations	0	1,083	0.0%	1.2%	1.0%	1.0%
% of Patients satisfied with the dentistry they have received	2	2	N/A	91.0%	91.7%	91.5%
% of Patients satisfied with the time they had to wait for an appointment	2	2	N/A	89.4%	88.3%	87.9%

* This is based on patients treated on this contract for their most recent course of treatment. Figures in italics indicate the base number of FP17s or Patient Questionnaire responses are less than 100. N/A is shown where the base number of responses is less than 10 during the period. % is calculated as Quantity/Base number*100

Q60 - Vital Signs At a Glance Contract Report for 100574/0000 - March 2018


Name or company name	Primecare Oral
Contract type name	GDS Contract
Purpose of contract	General
Contract start date	01/01/2018
Contract end date	

17/18 Contracted general activity (UDA)	5,750
Carry forward general activity (UDA)	0
17/18 Contracted orthodontic activity (UOA)	0
Carry forward orthodontic activity (UOA)	0
Baseline contract value	£146,050.00

ACCESS*

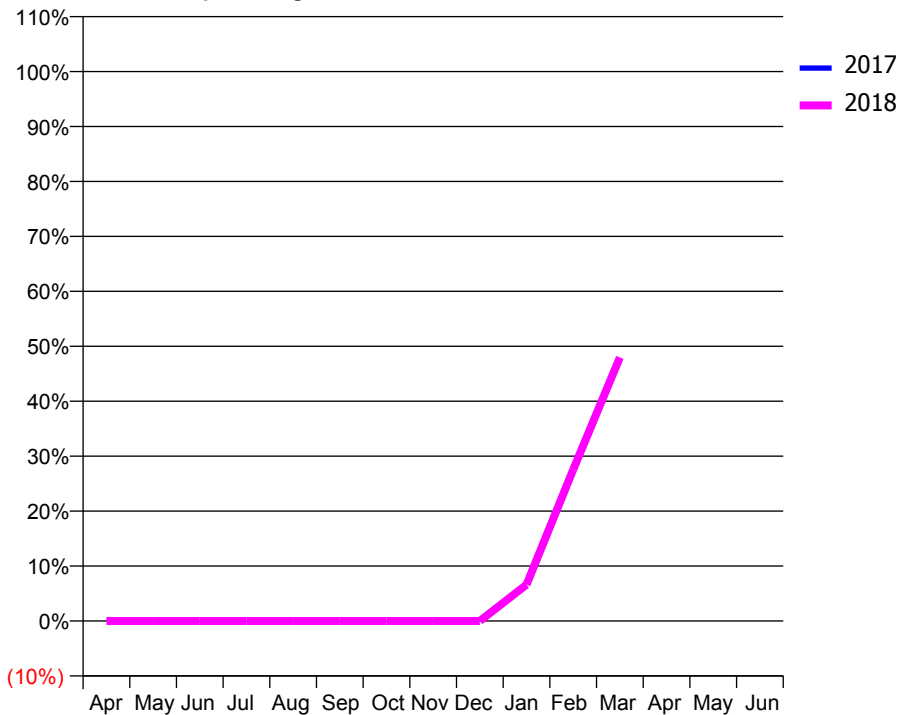
Patients seen in 24 months	Total	Change since previous quarter
Quarter ending March 2017	0	
Quarter ending June 2017	0	
Quarter ending September 2017	0	
Quarter ending December 2017	0	
Quarter ending March 2018	1,359	
Variance since March 2017	N/A	

Access trend analysis



ACTIVITY

Cumulative percentage of contracted UDA delivered 2017 & 2018



Month	Adjusted Scheduled Activity (UDA)	
	2017	2018
April	0	0
May	0	0
June	0	0
July	0	0
August	0	0
September	0	0
October	0	0
November	0	0
December	0	0
January	0	380
February	0	1,585
March	0	2,757
April	0	
May	0	
June	0	

QUALITY

	Quantity	Base Number	Contract	AT	Region	England
% of FP17s for the same patient ID Re-attending within 3 months - Children	8	382	2.1%	10.1%	11.6%	11.9%
% of FP17s for the same patient ID Re-attending within 3 months - Adults	36	988	3.6%	13.5%	15.4%	16.0%
% of FP17s for the same patient ID Re-attending between 3 & 9 months - Children	0	382	0.0%	59.8%	59.4%	58.3%
% of FP17s for the same patient ID Re-attending between 3 & 9 months - Adults	0	988	0.0%	54.2%	51.3%	50.3%
% of FP17s for Band 1 Urgent Courses	122	1,370	8.9%	7.2%	8.0%	9.1%
% of FP17s Relating to Free Repair or Replacements	6	1,370	0.4%	0.9%	0.8%	0.8%
% of FP17s Relating to Continuations	0	1,370	0.0%	1.2%	1.0%	1.0%
% of Patients satisfied with the dentistry they have received	0	1	N/A	91.0%	91.7%	91.5%
% of Patients satisfied with the time they had to wait for an appointment	1	1	N/A	89.4%	88.3%	87.9%

* This is based on patients treated on this contract for their most recent course of treatment. Figures in italics indicate the base number of FP17s or Patient Questionnaire responses are less than 100. N/A is shown where the base number of responses is less than 10 during the period. % is calculated as Quantity/Base number*100

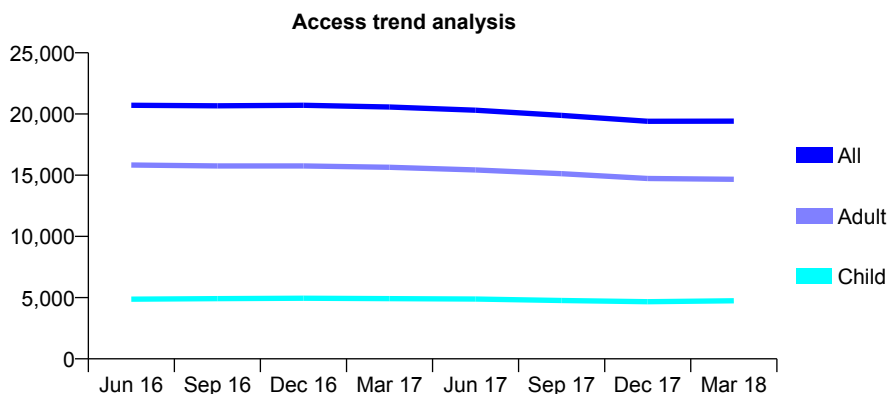
Q60 - Vital Signs At a Glance Contract Report for 101281/0063 - March 2018

Name or company name	OASIS DENTAL CARE LTD
Contract type name	GDS Contract
Purpose of contract	General and Orthodontic
Contract start date	01/04/2006
Contract end date	

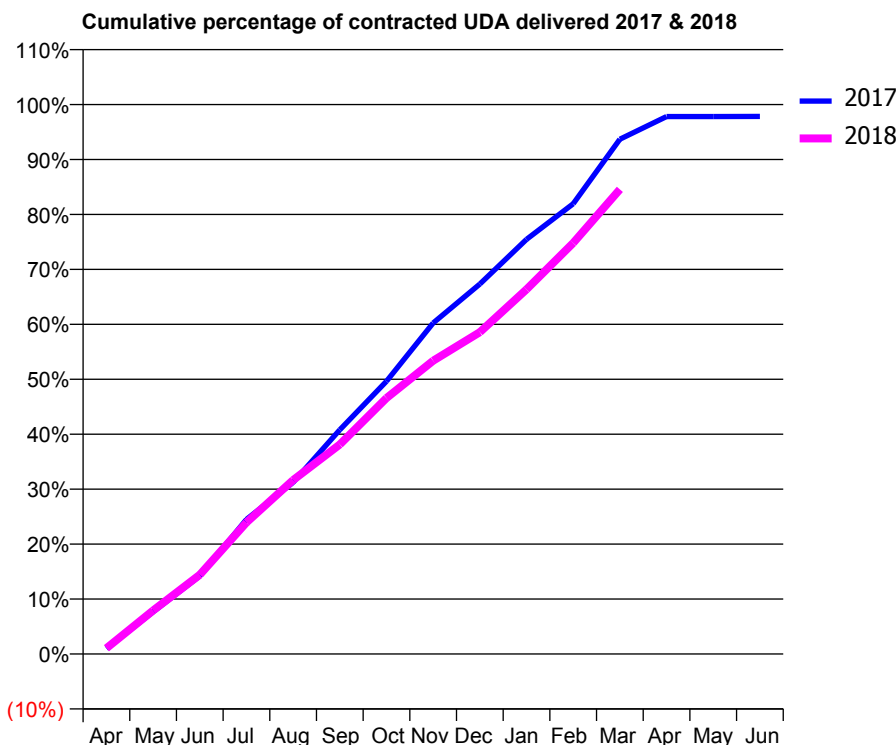
17/18 Contracted general activity (UDA)	67,013
Carry forward general activity (UDA)	1,446
17/18 Contracted orthodontic activity (UOA)	648
Carry forward orthodontic activity (UOA)	-8
Baseline contract value	£1,711,617.07

ACCESS*

Patients seen in 24 months	Total	Change since previous quarter
Quarter ending March 2017	20,570	
Quarter ending June 2017	20,313	↓
Quarter ending September 2017	19,884	↓
Quarter ending December 2017	19,407	↓
Quarter ending March 2018	19,416	→
Variance since March 2017	(5.6%)	↓



ACTIVITY



Month	Adjusted Scheduled Activity (UDA)	
	2017	2018
April	669	705
May	5,140	5,314
June	9,525	9,670
July	16,421	16,044
August	20,942	21,211
September	27,339	25,561
October	33,256	31,221
November	40,370	35,772
December	45,119	39,247
January	50,564	44,467
February	54,906	50,128
March	62,775	56,659
April	65,539	
May	65,546	
June	65,567	

QUALITY

	Quantity	Base Number	Contract	AT	Region	England
% of FP17s for the same patient ID Re-attending within 3 months - Children	397	7,156	5.5%	10.1%	11.6%	11.9%
% of FP17s for the same patient ID Re-attending within 3 months - Adults	3,221	22,369	14.4%	13.5%	15.4%	16.0%
% of FP17s for the same patient ID Re-attending between 3 & 9 months - Children	4,829	7,156	67.5%	59.8%	59.4%	58.3%
% of FP17s for the same patient ID Re-attending between 3 & 9 months - Adults	14,461	22,369	64.6%	54.2%	51.3%	50.3%
% of FP17s for Band 1 Urgent Courses	2,006	28,328	7.1%	7.2%	8.0%	9.1%
% of FP17s Relating to Free Repair or Replacements	461	28,328	1.6%	0.9%	0.8%	0.8%
% of FP17s Relating to Continuations	168	28,328	0.6%	1.2%	1.0%	1.0%
% of Patients satisfied with the dentistry they have received	19	24	79.2%	91.0%	91.7%	91.5%
% of Patients satisfied with the time they had to wait for an appointment	21	24	87.5%	89.4%	88.3%	87.9%

* This is based on patients treated on this contract for their most recent course of treatment. Figures in italics indicate the base number of FP17s or Patient Questionnaire responses are less than 100. N/A is shown where the base number of responses is less than 10 during the period. % is calculated as Quantity/Base number*100

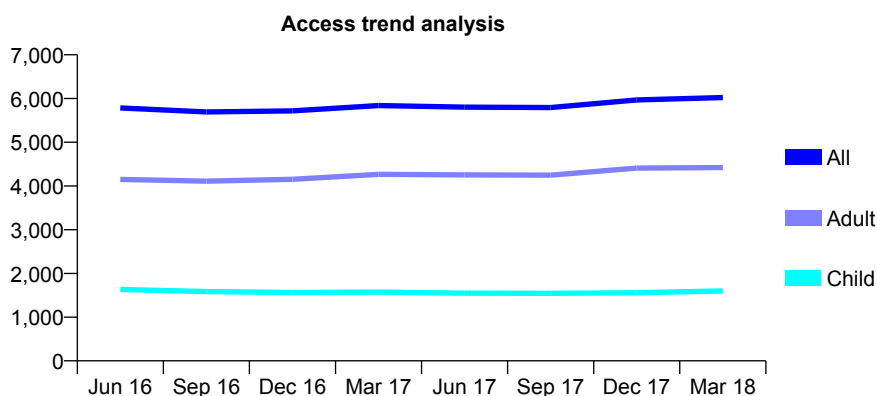
Q60 - Vital Signs At a Glance Contract Report for 101281/0071 - March 2018

Name or company name	OASIS DENTAL CARE LTD
Contract type name	GDS Contract
Purpose of contract	General
Contract start date	01/04/2006
Contract end date	

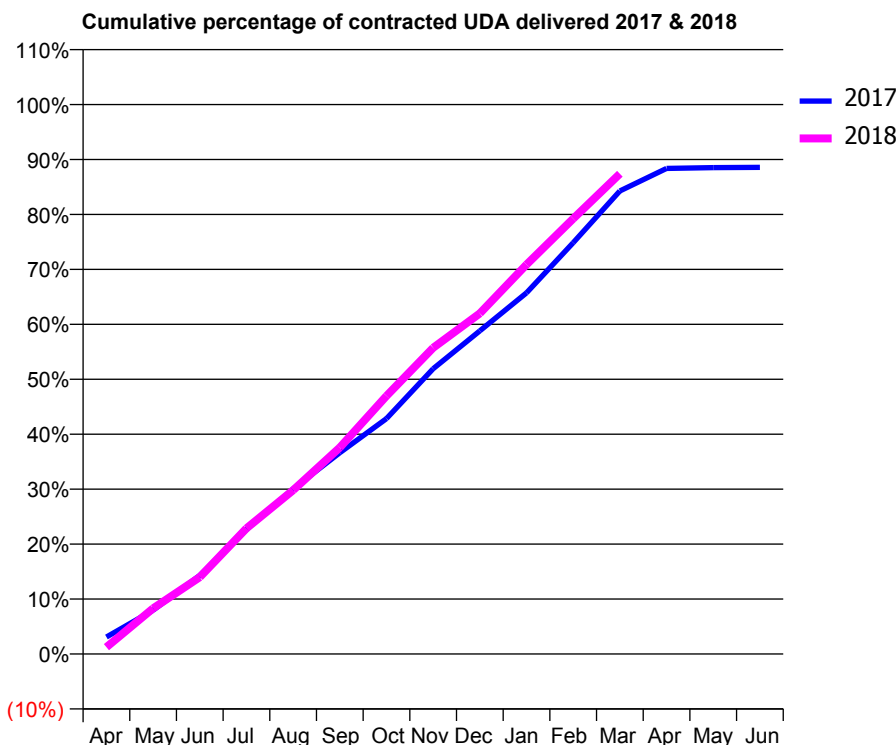
17/18 Contracted general activity (UDA)	19,322
Carry forward general activity (UDA)	0
17/18 Contracted orthodontic activity (UOA)	0
Carry forward orthodontic activity (UOA)	0
Baseline contract value	£404,691.32

ACCESS*

Patients seen in 24 months	Total	Change since previous quarter
Quarter ending March 2017	5,839	
Quarter ending June 2017	5,802	→
Quarter ending September 2017	5,793	→
Quarter ending December 2017	5,967	↑
Quarter ending March 2018	6,021	→
Variance since March 2017	3.1%	↑



ACTIVITY



Month	Adjusted Scheduled Activity (UDA)	
	2017	2018
April	596	239
May	1,543	1,608
June	2,764	2,705
July	4,380	4,419
August	5,806	5,761
September	7,077	7,259
October	8,278	9,077
November	10,030	10,767
December	11,364	11,979
January	12,699	13,695
February	14,465	15,307
March	16,284	16,888
April	17,076	
May	17,101	
June	17,112	

QUALITY

	Quantity	Base Number	Contract	AT	Region	England
% of FP17s for the same patient ID Re-attending within 3 months - Children	163	2,217	7.4%	10.1%	11.6%	11.9%
% of FP17s for the same patient ID Re-attending within 3 months - Adults	1,384	6,494	21.3%	13.5%	15.4%	16.0%
% of FP17s for the same patient ID Re-attending between 3 & 9 months - Children	1,185	2,217	53.5%	59.8%	59.4%	58.3%
% of FP17s for the same patient ID Re-attending between 3 & 9 months - Adults	3,107	6,494	47.8%	54.2%	51.3%	50.3%
% of FP17s for Band 1 Urgent Courses	795	8,179	9.7%	7.2%	8.0%	9.1%
% of FP17s Relating to Free Repair or Replacements	181	8,179	2.2%	0.9%	0.8%	0.8%
% of FP17s Relating to Continuations	342	8,179	4.2%	1.2%	1.0%	1.0%
% of Patients satisfied with the dentistry they have received	7	8	N/A	91.0%	91.7%	91.5%
% of Patients satisfied with the time they had to wait for an appointment	7	8	N/A	89.4%	88.3%	87.9%

* This is based on patients treated on this contract for their most recent course of treatment. Figures in italics indicate the base number of FP17s or Patient Questionnaire responses are less than 100. N/A is shown where the base number of responses is less than 10 during the period. % is calculated as Quantity/Base number*100

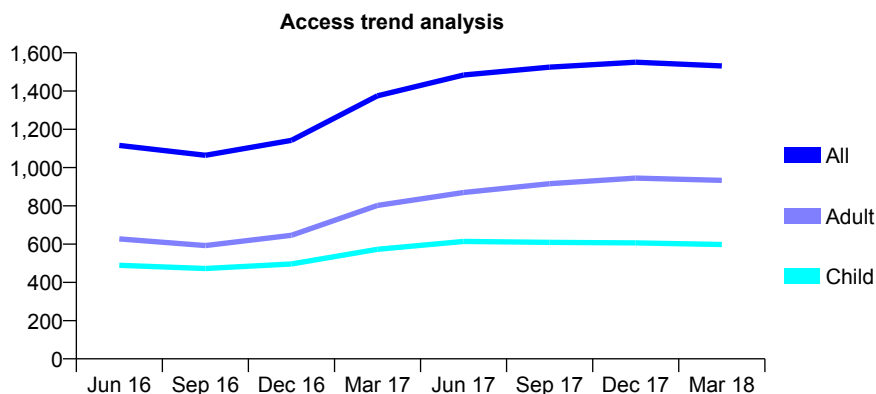
Q60 - Vital Signs At a Glance Contract Report for 101281/0097 - March 2018

Name or company name	OASIS DENTAL CARE LTD
Contract type name	GDS Contract
Purpose of contract	General
Contract start date	01/04/2006
Contract end date	

17/18 Contracted general activity (UDA)	4,956
Carry forward general activity (UDA)	0
17/18 Contracted orthodontic activity (UOA)	0
Carry forward orthodontic activity (UOA)	0
Baseline contract value	£116,927.79

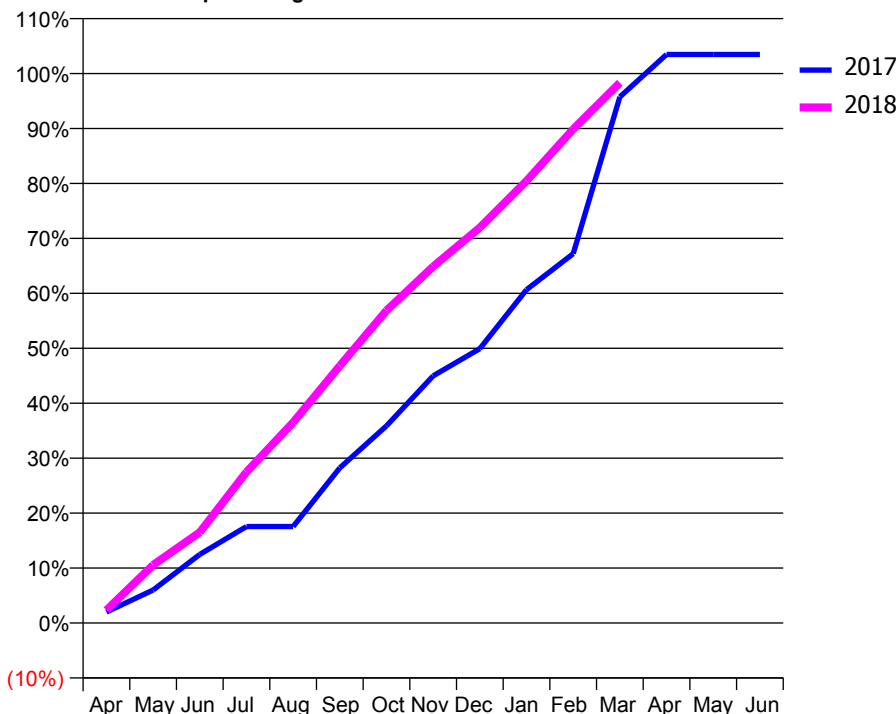
ACCESS*

Patients seen in 24 months	Total	Change since previous quarter
Quarter ending March 2017	1,375	
Quarter ending June 2017	1,484	↑
Quarter ending September 2017	1,525	↑
Quarter ending December 2017	1,551	→
Quarter ending March 2018	1,531	↓
Variance since March 2017	11.3%	↑



ACTIVITY

Cumulative percentage of contracted UDA delivered 2017 & 2018



Month	Adjusted Scheduled Activity (UDA)	
	2017	2018
April	81	117
May	240	524
June	499	819
July	703	1,363
August	703	1,810
September	1,130	2,320
October	1,436	2,819
November	1,800	3,215
December	1,998	3,567
January	2,427	3,987
February	2,690	4,454
March	3,831	4,873
April	4,141	
May	4,141	
June	4,141	

QUALITY

	Quantity	Base Number	Contract	AT	Region	England
% of FP17s for the same patient ID Re-attending within 3 months - Children	61	998	6.1%	10.1%	11.6%	11.9%
% of FP17s for the same patient ID Re-attending within 3 months - Adults	120	1,255	9.6%	13.5%	15.4%	16.0%
% of FP17s for the same patient ID Re-attending between 3 & 9 months - Children	633	998	63.4%	59.8%	59.4%	58.3%
% of FP17s for the same patient ID Re-attending between 3 & 9 months - Adults	725	1,255	57.8%	54.2%	51.3%	50.3%
% of FP17s for Band 1 Urgent Courses	111	2,130	5.2%	7.2%	8.0%	9.1%
% of FP17s Relating to Free Repair or Replacements	9	2,130	0.4%	0.9%	0.8%	0.8%
% of FP17s Relating to Continuations	3	2,130	0.1%	1.2%	1.0%	1.0%
% of Patients satisfied with the dentistry they have received	3	3	N/A	91.0%	91.7%	91.5%
% of Patients satisfied with the time they had to wait for an appointment	3	3	N/A	89.4%	88.3%	87.9%

* This is based on patients treated on this contract for their most recent course of treatment. Figures in italics indicate the base number of FP17s or Patient Questionnaire responses are less than 100. N/A is shown where the base number of responses is less than 10 during the period. % is calculated as Quantity/Base number*100

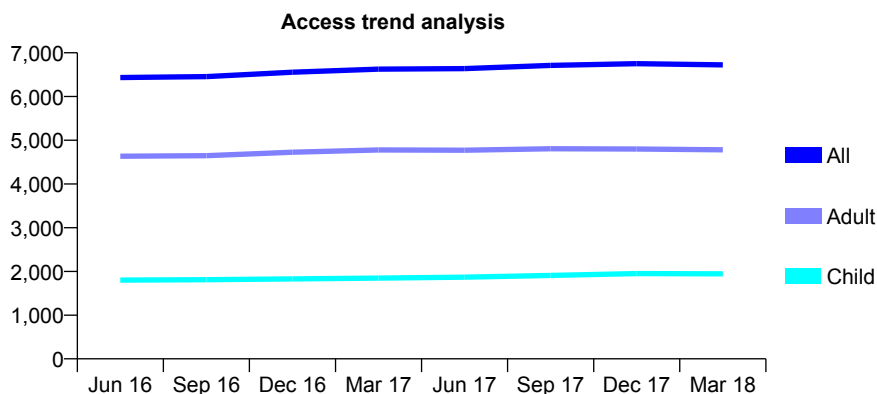
Q60 - Vital Signs At a Glance Contract Report for 101281/0127 - March 2018

Name or company name	OASIS DENTAL CARE LTD
Contract type name	GDS Contract
Purpose of contract	General and Orthodontic
Contract start date	01/04/2006
Contract end date	

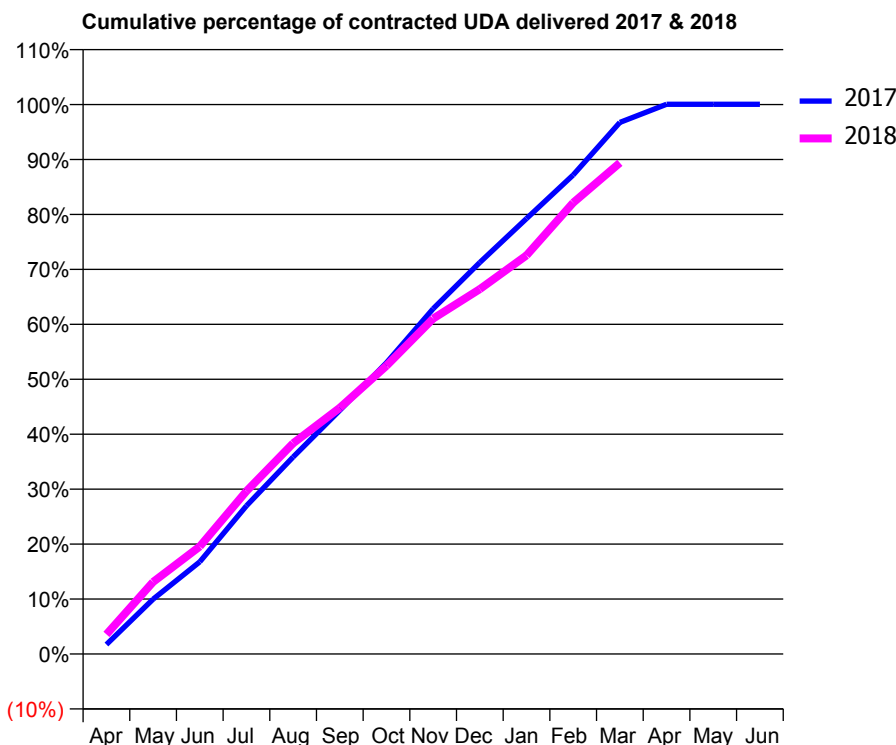
17/18 Contracted general activity (UDA)	19,147
Carry forward general activity (UDA)	-9
17/18 Contracted orthodontic activity (UOA)	0
Carry forward orthodontic activity (UOA)	0
Baseline contract value	£431,481.66

ACCESS*

Patients seen in 24 months	Total	Change since previous quarter
Quarter ending March 2017	6,625	
Quarter ending June 2017	6,640	→
Quarter ending September 2017	6,713	→
Quarter ending December 2017	6,751	→
Quarter ending March 2018	6,725	→
Variance since March 2017	1.5%	→



ACTIVITY



Month	Adjusted Scheduled Activity (UDA)	
	2017	2018
April	334	686
May	1,910	2,512
June	3,214	3,749
July	5,162	5,674
August	6,866	7,343
September	8,493	8,581
October	10,148	10,045
November	12,033	11,690
December	13,646	12,715
January	15,174	13,889
February	16,691	15,723
March	18,523	17,113
April	19,153	
May	19,156	
June	19,156	

QUALITY

	Quantity	Base Number	Contract	AT	Region	England
% of FP17s for the same patient ID Re-attending within 3 months - Children	242	2,722	8.9%	10.1%	11.6%	11.9%
% of FP17s for the same patient ID Re-attending within 3 months - Adults	1,235	6,260	19.7%	13.5%	15.4%	16.0%
% of FP17s for the same patient ID Re-attending between 3 & 9 months - Children	1,467	2,722	53.9%	59.8%	59.4%	58.3%
% of FP17s for the same patient ID Re-attending between 3 & 9 months - Adults	2,921	6,260	46.7%	54.2%	51.3%	50.3%
% of FP17s for Band 1 Urgent Courses	706	8,669	8.1%	7.2%	8.0%	9.1%
% of FP17s Relating to Free Repair or Replacements	207	8,669	2.4%	0.9%	0.8%	0.8%
% of FP17s Relating to Continuations	277	8,669	3.2%	1.2%	1.0%	1.0%
% of Patients satisfied with the dentistry they have received	10	12	83.3%	91.0%	91.7%	91.5%
% of Patients satisfied with the time they had to wait for an appointment	12	12	100.0%	89.4%	88.3%	87.9%

* This is based on patients treated on this contract for their most recent course of treatment. Figures in italics indicate the base number of FP17s or Patient Questionnaire responses are less than 100. N/A is shown where the base number of responses is less than 10 during the period. % is calculated as Quantity/Base number*100

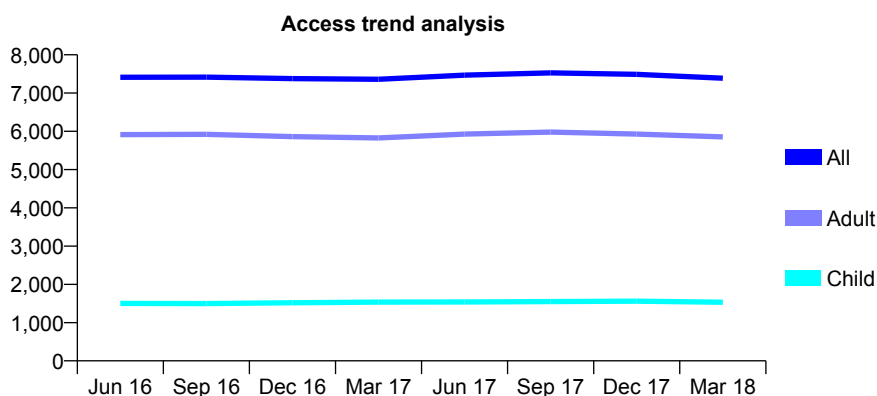
Q60 - Vital Signs At a Glance Contract Report for 101338/0007 - March 2018

Name or company name	Whitecross Dental Care Limited
Contract type name	GDS Contract
Purpose of contract	General
Contract start date	01/04/2006
Contract end date	

17/18 Contracted general activity (UDA)	24,220
Carry forward general activity (UDA)	0
17/18 Contracted orthodontic activity (UOA)	0
Carry forward orthodontic activity (UOA)	0
Baseline contract value	£594,236.75

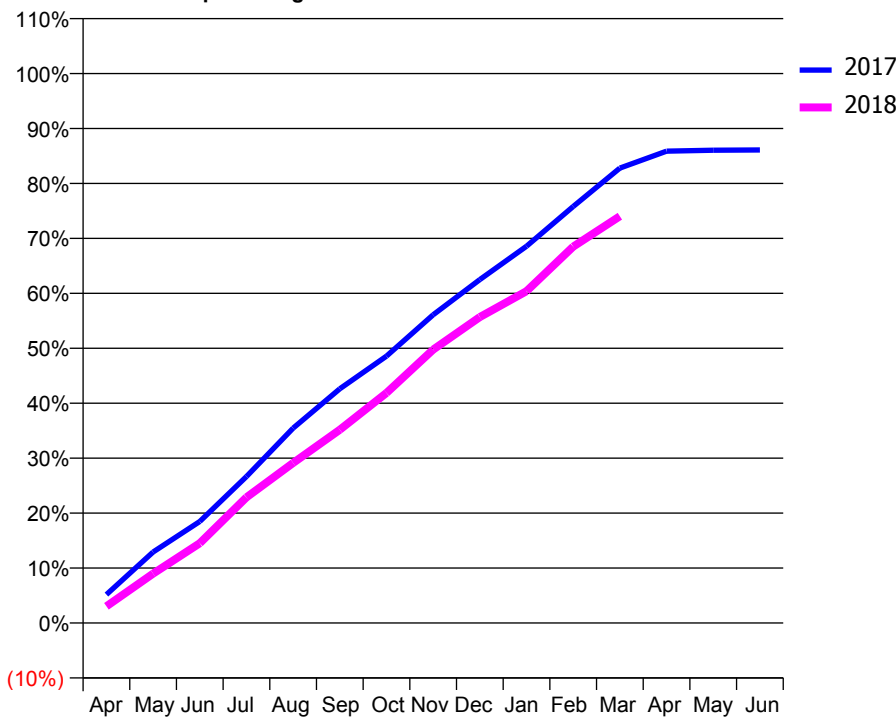
ACCESS*

Patients seen in 24 months	Total	Change since previous quarter
Quarter ending March 2017	7,362	
Quarter ending June 2017	7,468	→
Quarter ending September 2017	7,528	→
Quarter ending December 2017	7,489	→
Quarter ending March 2018	7,389	↓
Variance since March 2017	0.4%	→



ACTIVITY

Cumulative percentage of contracted UDA delivered 2017 & 2018



Month	Adjusted Scheduled Activity (UDA)	
	2017	2018
April	1,255	740
May	3,129	2,176
June	4,477	3,519
July	6,454	5,537
August	8,592	7,056
September	10,325	8,521
October	11,766	10,142
November	13,584	12,054
December	15,138	13,488
January	16,608	14,624
February	18,359	16,589
March	20,048	17,928
April	20,797	
May	20,841	
June	20,852	

QUALITY

	Quantity	Base Number	Contract	AT	Region	England
% of FP17s for the same patient ID Re-attending within 3 months - Children	72	1,884	3.8%	10.1%	11.6%	11.9%
% of FP17s for the same patient ID Re-attending within 3 months - Adults	632	6,726	9.4%	13.5%	15.4%	16.0%
% of FP17s for the same patient ID Re-attending between 3 & 9 months - Children	1,018	1,884	54.0%	59.8%	59.4%	58.3%
% of FP17s for the same patient ID Re-attending between 3 & 9 months - Adults	3,445	6,726	51.2%	54.2%	51.3%	50.3%
% of FP17s for Band 1 Urgent Courses	190	8,259	2.3%	7.2%	8.0%	9.1%
% of FP17s Relating to Free Repair or Replacements	50	8,259	0.6%	0.9%	0.8%	0.8%
% of FP17s Relating to Continuations	161	8,259	1.9%	1.2%	1.0%	1.0%
% of Patients satisfied with the dentistry they have received	12	16	75.0%	91.0%	91.7%	91.5%
% of Patients satisfied with the time they had to wait for an appointment	12	16	75.0%	89.4%	88.3%	87.9%

* This is based on patients treated on this contract for their most recent course of treatment. Figures in italics indicate the base number of FP17s or Patient Questionnaire responses are less than 100. N/A is shown where the base number of responses is less than 10 during the period. % is calculated as Quantity/Base number*100

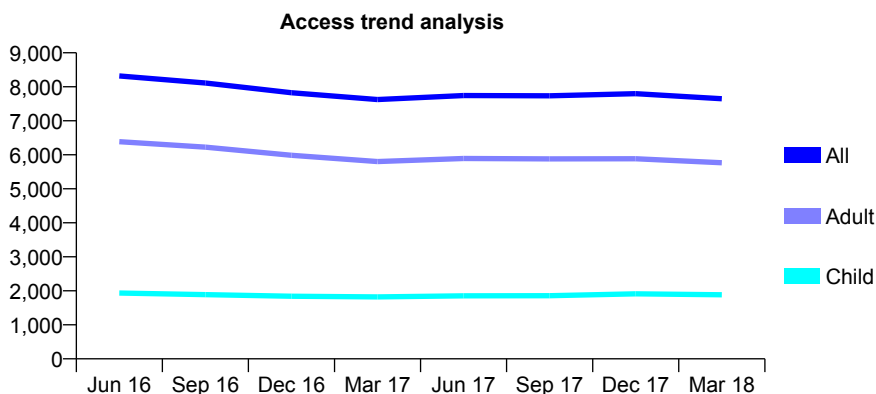
Q60 - Vital Signs At a Glance Contract Report for 101338/0010 - March 2018

Name or company name	Whitecross Dental Care Limited
Contract type name	GDS Contract
Purpose of contract	General
Contract start date	01/04/2006
Contract end date	

17/18 Contracted general activity (UDA)	24,000
Carry forward general activity (UDA)	0
17/18 Contracted orthodontic activity (UOA)	0
Carry forward orthodontic activity (UOA)	0
Baseline contract value	£662,832.22

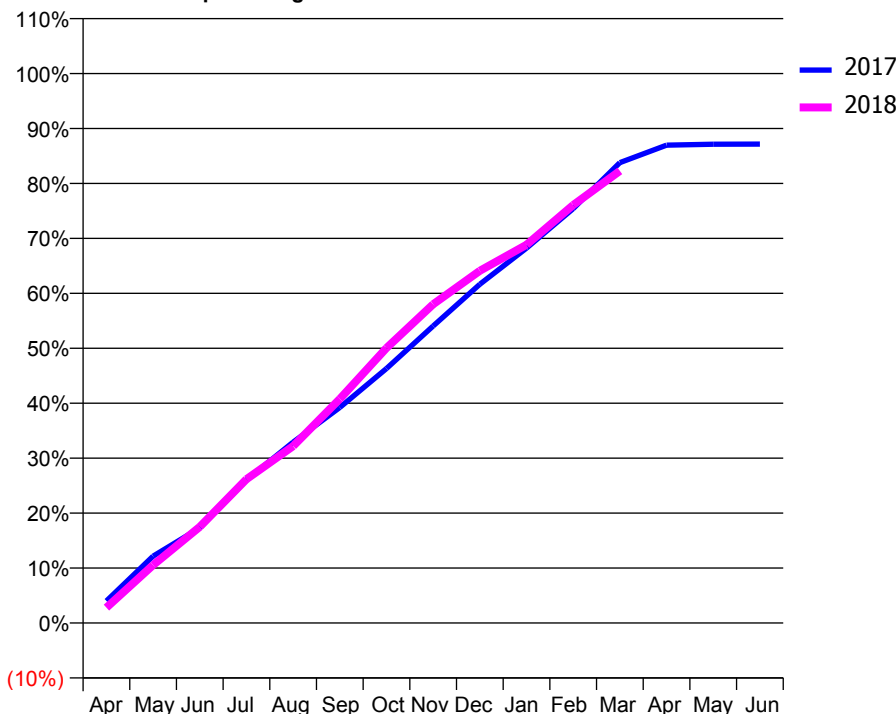
ACCESS*

Patients seen in 24 months	Total	Change since previous quarter
Quarter ending March 2017	7,624	
Quarter ending June 2017	7,744	→
Quarter ending September 2017	7,737	→
Quarter ending December 2017	7,799	→
Quarter ending March 2018	7,650	↓
Variance since March 2017	0.3%	→



ACTIVITY

Cumulative percentage of contracted UDA delivered 2017 & 2018



Month	Adjusted Scheduled Activity (UDA)	
	2017	2018
April	1,004	672
May	3,045	2,531
June	4,327	4,203
July	6,515	6,278
August	8,229	7,723
September	9,809	9,785
October	11,577	12,013
November	13,513	13,924
December	15,412	15,384
January	17,058	16,518
February	18,855	18,254
March	20,945	19,744
April	21,740	
May	21,784	
June	21,786	

QUALITY

	Quantity	Base Number	Contract	AT	Region	England
% of FP17s for the same patient ID Re-attending within 3 months - Children	145	2,267	6.4%	10.1%	11.6%	11.9%
% of FP17s for the same patient ID Re-attending within 3 months - Adults	979	7,531	13.0%	13.5%	15.4%	16.0%
% of FP17s for the same patient ID Re-attending between 3 & 9 months - Children	893	2,267	39.4%	59.8%	59.4%	58.3%
% of FP17s for the same patient ID Re-attending between 3 & 9 months - Adults	3,520	7,531	46.7%	54.2%	51.3%	50.3%
% of FP17s for Band 1 Urgent Courses	718	9,426	7.6%	7.2%	8.0%	9.1%
% of FP17s Relating to Free Repair or Replacements	64	9,426	0.7%	0.9%	0.8%	0.8%
% of FP17s Relating to Continuations	131	9,426	1.4%	1.2%	1.0%	1.0%
% of Patients satisfied with the dentistry they have received	11	15	73.3%	91.0%	91.7%	91.5%
% of Patients satisfied with the time they had to wait for an appointment	10	15	66.7%	89.4%	88.3%	87.9%

* This is based on patients treated on this contract for their most recent course of treatment. Figures in italics indicate the base number of FP17s or Patient Questionnaire responses are less than 100. N/A is shown where the base number of responses is less than 10 during the period. % is calculated as Quantity/Base number*100

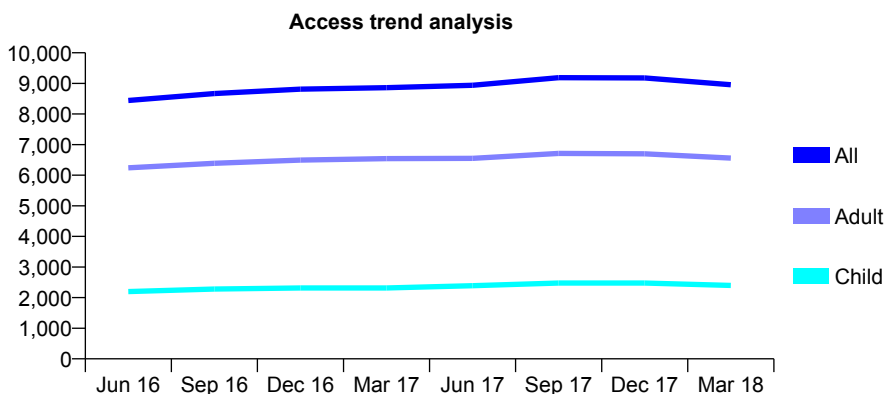
Q60 - Vital Signs At a Glance Contract Report for 101338/0011 - March 2018

Name or company name	Whitecross Dental Care Limited
Contract type name	Pilot Contract
Purpose of contract	General
Contract start date	01/04/2006
Contract end date	

17/18 Contracted general activity (UDA)	27,000
Carry forward general activity (UDA)	0
17/18 Contracted orthodontic activity (UOA)	0
Carry forward orthodontic activity (UOA)	0
Baseline contract value	£744,384.33

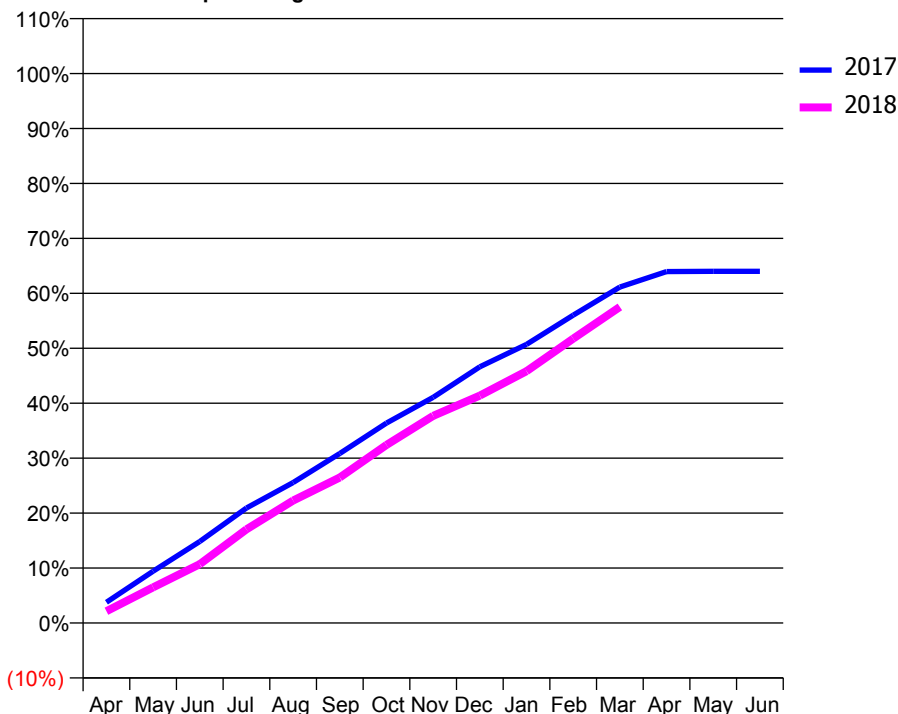
ACCESS*

Patients seen in 24 months	Total	Change since previous quarter
Quarter ending March 2017	8,860	
Quarter ending June 2017	8,940	→
Quarter ending September 2017	9,188	↑
Quarter ending December 2017	9,177	→
Quarter ending March 2018	8,956	↓
Variance since March 2017	1.1%	→



ACTIVITY

Cumulative percentage of contracted UDA delivered 2017 & 2018



Month	Adjusted Scheduled Activity (UDA)	
	2017	2018
April	1,021	580
May	2,549	1,750
June	4,005	2,892
July	5,649	4,603
August	6,902	6,019
September	8,329	7,149
October	9,825	8,753
November	11,089	10,175
December	12,587	11,173
January	13,689	12,376
February	15,122	13,975
March	16,508	15,529
April	17,265	
May	17,282	
June	17,280	

QUALITY

	Quantity	Base Number	Contract	AT	Region	England
% of FP17s for the same patient ID Re-attending within 3 months - Children	61	2,187	2.8%	10.1%	11.6%	11.9%
% of FP17s for the same patient ID Re-attending within 3 months - Adults	316	5,283	6.0%	13.5%	15.4%	16.0%
% of FP17s for the same patient ID Re-attending between 3 & 9 months - Children	384	2,187	17.6%	59.8%	59.4%	58.3%
% of FP17s for the same patient ID Re-attending between 3 & 9 months - Adults	818	5,283	15.5%	54.2%	51.3%	50.3%
% of FP17s for Band 1 Urgent Courses	458	7,210	6.4%	7.2%	8.0%	9.1%
% of FP17s Relating to Free Repair or Replacements	3	7,210	0.0%	0.9%	0.8%	0.8%
% of FP17s Relating to Continuations	34	7,210	0.5%	1.2%	1.0%	1.0%
% of Patients satisfied with the dentistry they have received	1	6	N/A	91.0%	91.7%	91.5%
% of Patients satisfied with the time they had to wait for an appointment	3	6	N/A	89.4%	88.3%	87.9%

* This is based on patients treated on this contract for their most recent course of treatment. Figures in italics indicate the base number of FP17s or Patient Questionnaire responses are less than 100. N/A is shown where the base number of responses is less than 10 during the period. % is calculated as Quantity/Base number*100

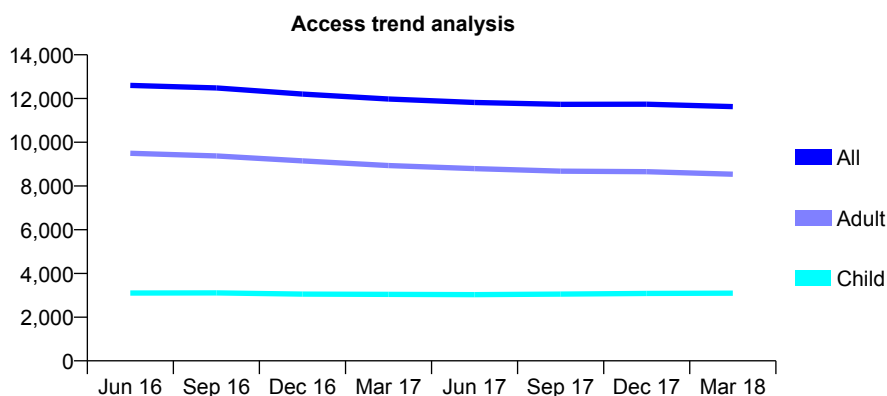
Q60 - Vital Signs At a Glance Contract Report for 101338/0014 - March 2018

Name or company name	Whitecross Dental Care Limited
Contract type name	GDS Contract
Purpose of contract	General
Contract start date	01/04/2006
Contract end date	

17/18 Contracted general activity (UDA)	27,302
Carry forward general activity (UDA)	0
17/18 Contracted orthodontic activity (UOA)	0
Carry forward orthodontic activity (UOA)	0
Baseline contract value	£741,359.70

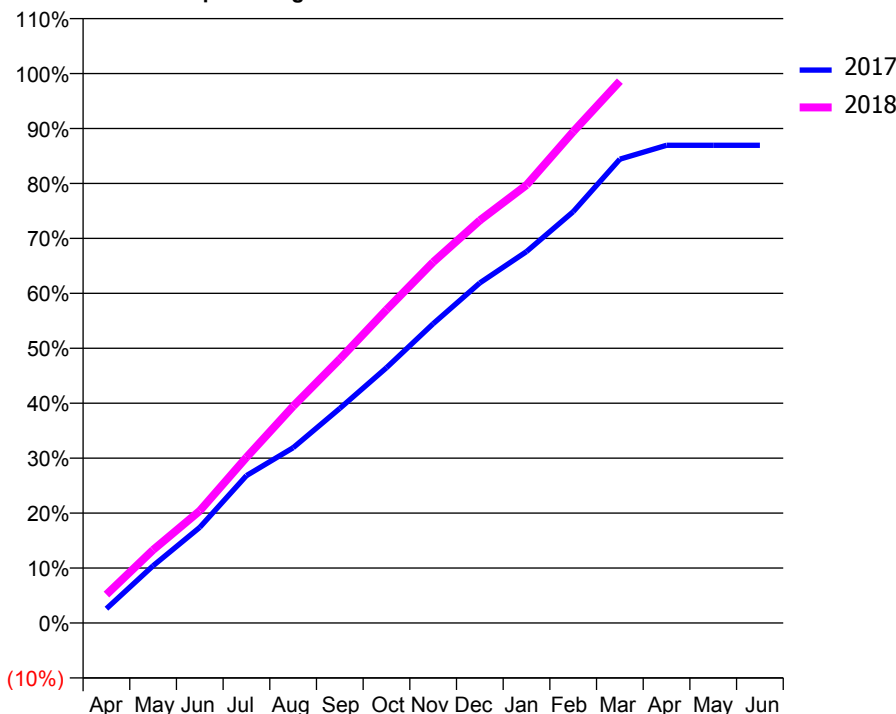
ACCESS*

Patients seen in 24 months	Total	Change since previous quarter
Quarter ending March 2017	11,976	
Quarter ending June 2017	11,820	↓
Quarter ending September 2017	11,736	→
Quarter ending December 2017	11,738	→
Quarter ending March 2018	11,628	→
Variance since March 2017	(2.9%)	↓



ACTIVITY

Cumulative percentage of contracted UDA delivered 2017 & 2018



Month	Adjusted Scheduled Activity (UDA)	
	2017	2018
April	792	1,416
May	3,156	3,631
June	5,278	5,576
July	8,130	8,232
August	9,664	10,767
September	11,832	13,118
October	14,076	15,564
November	16,506	17,934
December	18,757	20,005
January	20,486	21,761
February	22,684	24,410
March	25,578	26,922
April	26,341	
May	26,343	
June	26,343	

QUALITY

	Quantity	Base Number	Contract	AT	Region	England
% of FP17s for the same patient ID Re-attending within 3 months - Children	246	3,828	6.4%	10.1%	11.6%	11.9%
% of FP17s for the same patient ID Re-attending within 3 months - Adults	1,332	9,843	13.5%	13.5%	15.4%	16.0%
% of FP17s for the same patient ID Re-attending between 3 & 9 months - Children	1,686	3,828	44.0%	59.8%	59.4%	58.3%
% of FP17s for the same patient ID Re-attending between 3 & 9 months - Adults	3,955	9,843	40.2%	54.2%	51.3%	50.3%
% of FP17s for Band 1 Urgent Courses	910	13,324	6.8%	7.2%	8.0%	9.1%
% of FP17s Relating to Free Repair or Replacements	70	13,324	0.5%	0.9%	0.8%	0.8%
% of FP17s Relating to Continuations	177	13,324	1.3%	1.2%	1.0%	1.0%
% of Patients satisfied with the dentistry they have received	24	24	100.0%	91.0%	91.7%	91.5%
% of Patients satisfied with the time they had to wait for an appointment	20	24	83.3%	89.4%	88.3%	87.9%

* This is based on patients treated on this contract for their most recent course of treatment. Figures in italics indicate the base number of FP17s or Patient Questionnaire responses are less than 100. N/A is shown where the base number of responses is less than 10 during the period. % is calculated as Quantity/Base number*100

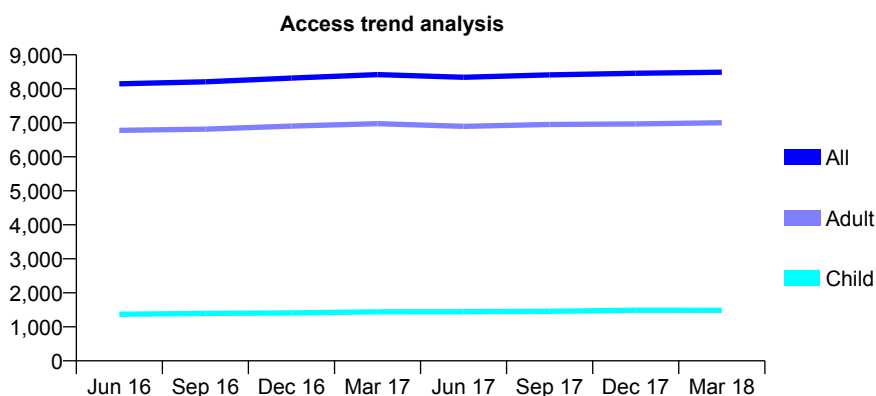
Q60 - Vital Signs At a Glance Contract Report for 101338/0016 - March 2018

Name or company name	Whitecross Dental Care Limited
Contract type name	GDS Contract
Purpose of contract	General
Contract start date	01/04/2006
Contract end date	

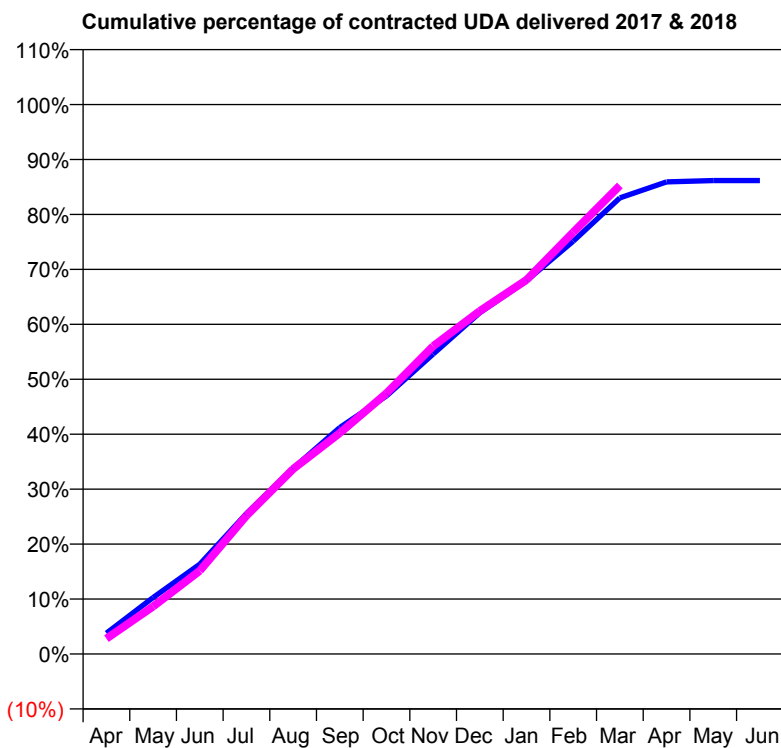
17/18 Contracted general activity (UDA)	24,000
Carry forward general activity (UDA)	0
17/18 Contracted orthodontic activity (UOA)	0
Carry forward orthodontic activity (UOA)	0
Baseline contract value	£671,264.51

ACCESS*

Patients seen in 24 months	Total	Change since previous quarter
Quarter ending March 2017	8,417	
Quarter ending June 2017	8,339	→
Quarter ending September 2017	8,408	→
Quarter ending December 2017	8,456	→
Quarter ending March 2018	8,487	→
Variance since March 2017	0.8%	→



ACTIVITY



Month	Adjusted Scheduled Activity (UDA)	
	2017	2018
April	992	673
May	2,682	2,074
June	4,265	3,636
July	6,669	6,044
August	8,824	8,079
September	10,757	9,653
October	12,255	11,389
November	14,242	13,443
December	16,207	14,982
January	17,726	16,340
February	19,598	18,420
March	21,656	20,462
April	22,420	
May	22,480	
June	22,480	

QUALITY

	Quantity	Base Number	Contract	AT	Region	England
% of FP17s for the same patient ID Re-attending within 3 months - Children	120	2,058	5.8%	10.1%	11.6%	11.9%
% of FP17s for the same patient ID Re-attending within 3 months - Adults	1,015	9,092	11.2%	13.5%	15.4%	16.0%
% of FP17s for the same patient ID Re-attending between 3 & 9 months - Children	1,143	2,058	55.5%	59.8%	59.4%	58.3%
% of FP17s for the same patient ID Re-attending between 3 & 9 months - Adults	4,340	9,092	47.7%	54.2%	51.3%	50.3%
% of FP17s for Band 1 Urgent Courses	587	10,746	5.5%	7.2%	8.0%	9.1%
% of FP17s Relating to Free Repair or Replacements	103	10,746	1.0%	0.9%	0.8%	0.8%
% of FP17s Relating to Continuations	203	10,746	1.9%	1.2%	1.0%	1.0%
% of Patients satisfied with the dentistry they have received	13	13	100.0%	91.0%	91.7%	91.5%
% of Patients satisfied with the time they had to wait for an appointment	11	13	84.6%	89.4%	88.3%	87.9%

* This is based on patients treated on this contract for their most recent course of treatment. Figures in italics indicate the base number of FP17s or Patient Questionnaire responses are less than 100. N/A is shown where the base number of responses is less than 10 during the period. % is calculated as Quantity/Base number*100

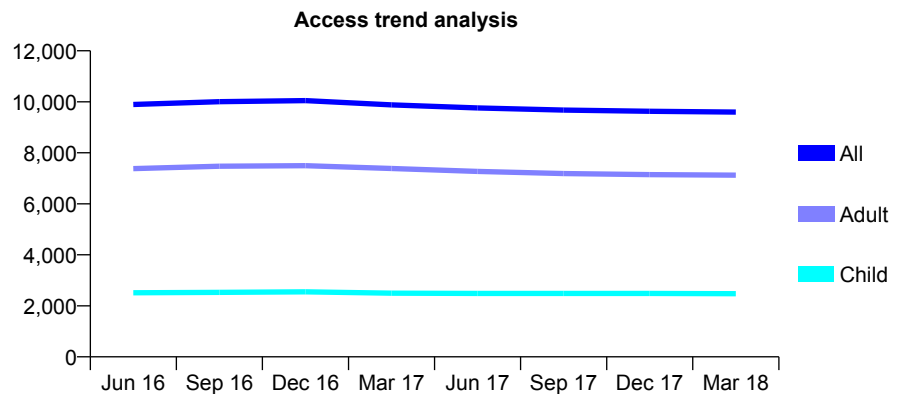
Q60 - Vital Signs At a Glance Contract Report for 101338/0020 - March 2018

Name or company name	Whitecross Dental Care Limited
Contract type name	GDS Contract
Purpose of contract	General
Contract start date	01/04/2006
Contract end date	

17/18 Contracted general activity (UDA)	31,250
Carry forward general activity (UDA)	0
17/18 Contracted orthodontic activity (UOA)	0
Carry forward orthodontic activity (UOA)	0
Baseline contract value	£863,062.78

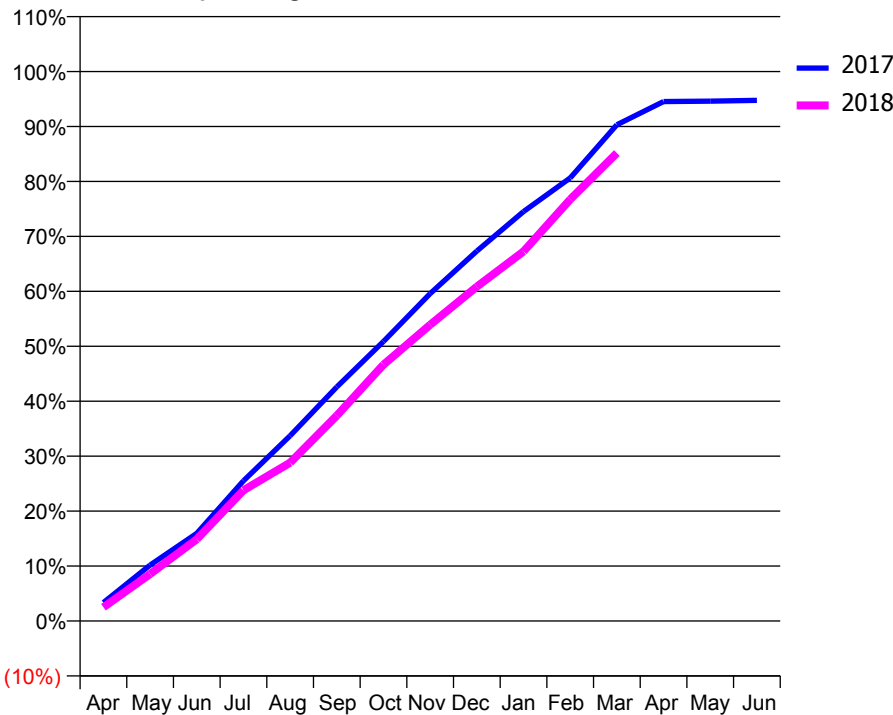
ACCESS*

Patients seen in 24 months	Total	Change since previous quarter
Quarter ending March 2017	9,881	
Quarter ending June 2017	9,759	↓
Quarter ending September 2017	9,676	→
Quarter ending December 2017	9,631	→
Quarter ending March 2018	9,599	→
Variance since March 2017	(2.9%)	↓



ACTIVITY

Cumulative percentage of contracted UDA delivered 2017 & 2018



Month	Adjusted Scheduled Activity (UDA)	
	2017	2018
April	1,052	786
May	3,179	2,673
June	4,984	4,651
July	7,976	7,434
August	10,540	9,008
September	13,315	11,682
October	15,899	14,577
November	18,623	16,848
December	21,038	19,017
January	23,284	21,018
February	25,200	23,974
March	28,225	26,617
April	29,542	
May	29,567	
June	29,613	

QUALITY

	Quantity	Base Number	Contract	AT	Region	England
% of FP17s for the same patient ID Re-attending within 3 months - Children	233	3,328	7.0%	10.1%	11.6%	11.9%
% of FP17s for the same patient ID Re-attending within 3 months - Adults	1,243	9,137	13.6%	13.5%	15.4%	16.0%
% of FP17s for the same patient ID Re-attending between 3 & 9 months - Children	1,767	3,328	53.1%	59.8%	59.4%	58.3%
% of FP17s for the same patient ID Re-attending between 3 & 9 months - Adults	4,491	9,137	49.2%	54.2%	51.3%	50.3%
% of FP17s for Band 1 Urgent Courses	985	12,020	8.2%	7.2%	8.0%	9.1%
% of FP17s Relating to Free Repair or Replacements	74	12,020	0.6%	0.9%	0.8%	0.8%
% of FP17s Relating to Continuations	188	12,020	1.6%	1.2%	1.0%	1.0%
% of Patients satisfied with the dentistry they have received	18	18	100.0%	91.0%	91.7%	91.5%
% of Patients satisfied with the time they had to wait for an appointment	16	18	88.9%	89.4%	88.3%	87.9%

* This is based on patients treated on this contract for their most recent course of treatment. Figures in italics indicate the base number of FP17s or Patient Questionnaire responses are less than 100. N/A is shown where the base number of responses is less than 10 during the period. % is calculated as Quantity/Base number*100

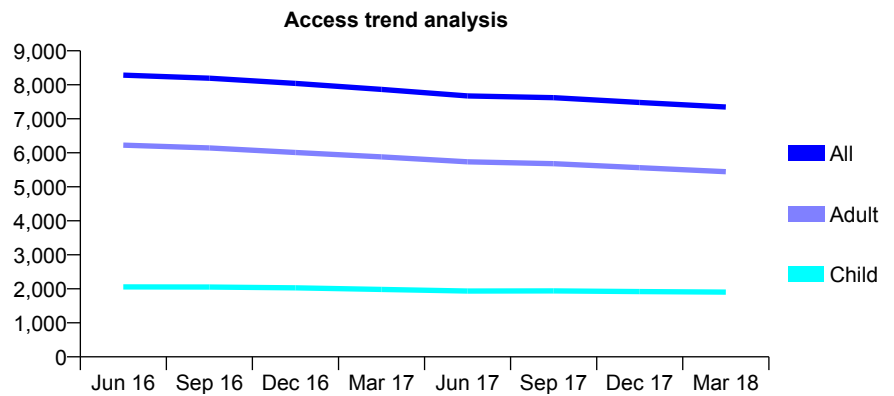
Q60 - Vital Signs At a Glance Contract Report for 101338/0021 - March 2018

Name or company name	Whitecross Dental Care Limited
Contract type name	GDS Contract
Purpose of contract	General
Contract start date	01/04/2006
Contract end date	

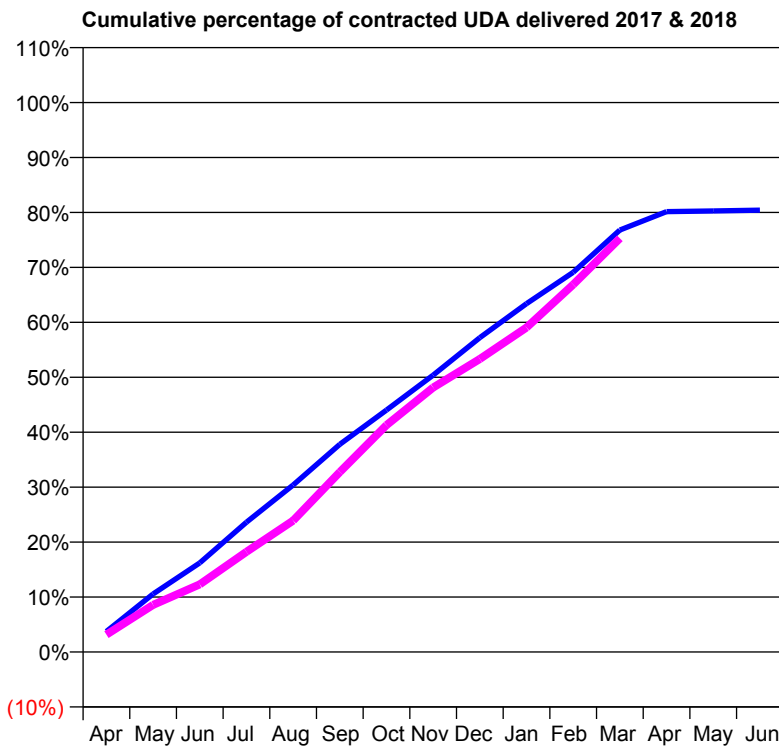
17/18 Contracted general activity (UDA)	25,000
Carry forward general activity (UDA)	0
17/18 Contracted orthodontic activity (UOA)	0
Carry forward orthodontic activity (UOA)	0
Baseline contract value	£690,450.23

ACCESS*

Patients seen in 24 months	Total	Change since previous quarter
Quarter ending March 2017	7,866	
Quarter ending June 2017	7,672	↓
Quarter ending September 2017	7,621	→
Quarter ending December 2017	7,479	↓
Quarter ending March 2018	7,348	↓
Variance since March 2017	(6.6%)	↓



ACTIVITY



Month	Adjusted Scheduled Activity (UDA)	
	2017	2018
April	940	792
May	2,643	2,142
June	4,054	3,077
July	5,908	4,558
August	7,597	5,978
September	9,447	8,190
October	11,007	10,324
November	12,598	12,034
December	14,304	13,330
January	15,848	14,766
February	17,275	16,716
March	19,198	18,823
April	20,035	
May	20,065	
June	20,101	

QUALITY

	Quantity	Base Number	Contract	AT	Region	England
% of FP17s for the same patient ID Re-attending within 3 months - Children	100	2,319	4.3%	10.1%	11.6%	11.9%
% of FP17s for the same patient ID Re-attending within 3 months - Adults	800	6,623	12.1%	13.5%	15.4%	16.0%
% of FP17s for the same patient ID Re-attending between 3 & 9 months - Children	1,140	2,319	49.2%	59.8%	59.4%	58.3%
% of FP17s for the same patient ID Re-attending between 3 & 9 months - Adults	2,876	6,623	43.4%	54.2%	51.3%	50.3%
% of FP17s for Band 1 Urgent Courses	648	8,564	7.6%	7.2%	8.0%	9.1%
% of FP17s Relating to Free Repair or Replacements	39	8,564	0.5%	0.9%	0.8%	0.8%
% of FP17s Relating to Continuations	107	8,564	1.2%	1.2%	1.0%	1.0%
% of Patients satisfied with the dentistry they have received	8	10	80.0%	91.0%	91.7%	91.5%
% of Patients satisfied with the time they had to wait for an appointment	10	10	100.0%	89.4%	88.3%	87.9%

* This is based on patients treated on this contract for their most recent course of treatment. Figures in italics indicate the base number of FP17s or Patient Questionnaire responses are less than 100. N/A is shown where the base number of responses is less than 10 during the period. % is calculated as Quantity/Base number*100

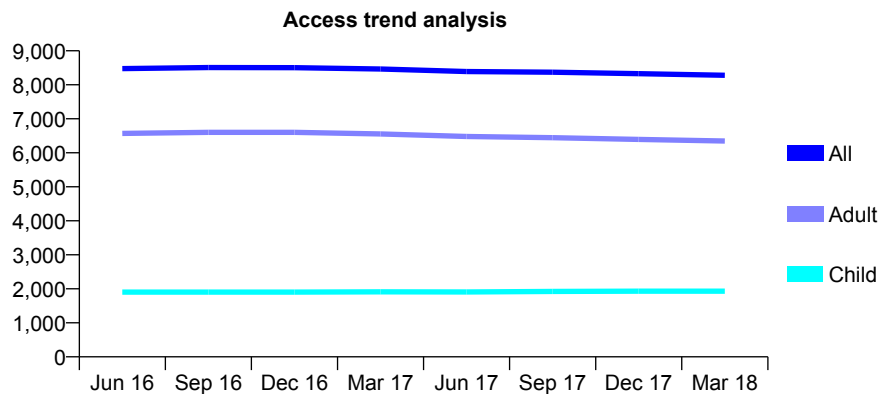
Q60 - Vital Signs At a Glance Contract Report for 101338/0033 - March 2018

Name or company name	Whitecross Dental Care Limited
Contract type name	GDS Contract
Purpose of contract	General
Contract start date	01/04/2006
Contract end date	

17/18 Contracted general activity (UDA)	20,788
Carry forward general activity (UDA)	0
17/18 Contracted orthodontic activity (UOA)	0
Carry forward orthodontic activity (UOA)	0
Baseline contract value	£576,996.10

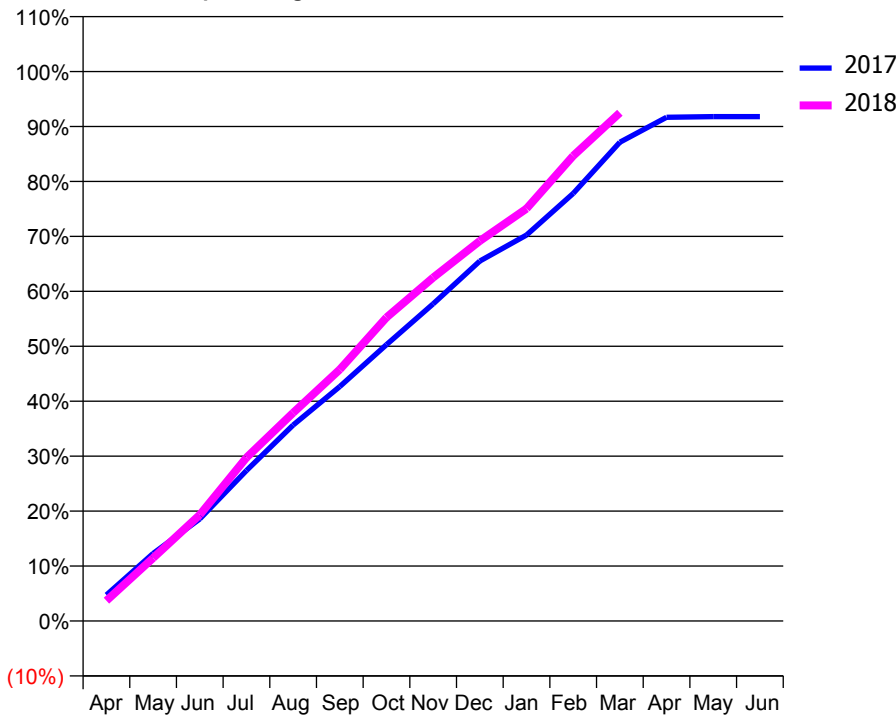
ACCESS*

Patients seen in 24 months	Total	Change since previous quarter
Quarter ending March 2017	8,466	
Quarter ending June 2017	8,389	→
Quarter ending September 2017	8,370	→
Quarter ending December 2017	8,326	→
Quarter ending March 2018	8,282	→
Variance since March 2017	(2.2%)	↓



ACTIVITY

Cumulative percentage of contracted UDA delivered 2017 & 2018



Month	Adjusted Scheduled Activity (UDA)	
	2017	2018
April	1,131	768
May	2,922	2,384
June	4,419	4,020
July	6,514	6,181
August	8,481	7,879
September	10,149	9,519
October	11,964	11,486
November	13,729	12,993
December	15,582	14,382
January	16,706	15,601
February	18,508	17,601
March	20,725	19,227
April	21,808	
May	21,832	
June	21,835	

QUALITY

	Quantity	Base Number	Contract	AT	Region	England
% of FP17s for the same patient ID Re-attending within 3 months - Children	100	2,486	4.0%	10.1%	11.6%	11.9%
% of FP17s for the same patient ID Re-attending within 3 months - Adults	791	7,590	10.4%	13.5%	15.4%	16.0%
% of FP17s for the same patient ID Re-attending between 3 & 9 months - Children	1,376	2,486	55.3%	59.8%	59.4%	58.3%
% of FP17s for the same patient ID Re-attending between 3 & 9 months - Adults	3,416	7,590	45.0%	54.2%	51.3%	50.3%
% of FP17s for Band 1 Urgent Courses	516	9,688	5.3%	7.2%	8.0%	9.1%
% of FP17s Relating to Free Repair or Replacements	32	9,688	0.3%	0.9%	0.8%	0.8%
% of FP17s Relating to Continuations	132	9,688	1.4%	1.2%	1.0%	1.0%
% of Patients satisfied with the dentistry they have received	14	18	77.8%	91.0%	91.7%	91.5%
% of Patients satisfied with the time they had to wait for an appointment	16	18	88.9%	89.4%	88.3%	87.9%

* This is based on patients treated on this contract for their most recent course of treatment. Figures in italics indicate the base number of FP17s or Patient Questionnaire responses are less than 100. N/A is shown where the base number of responses is less than 10 during the period. % is calculated as Quantity/Base number*100

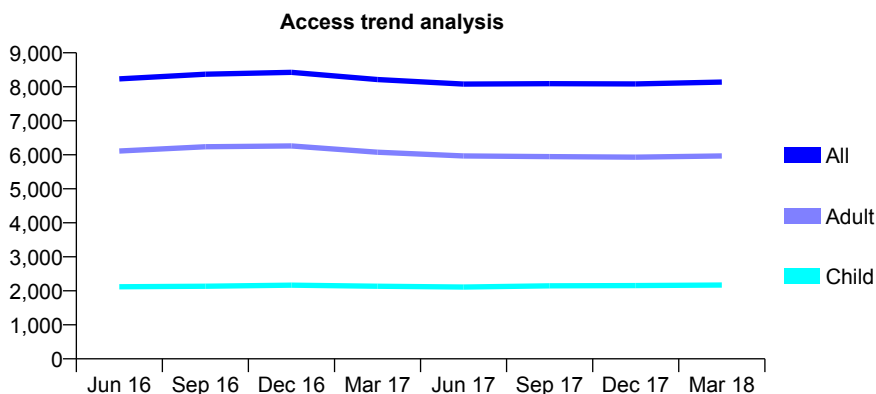
Q60 - Vital Signs At a Glance Contract Report for 101362/0010 - March 2018

Name or company name	Rodericks Dental Limited
Contract type name	GDS Contract
Purpose of contract	General
Contract start date	01/09/2008
Contract end date	

17/18 Contracted general activity (UDA)	20,810
Carry forward general activity (UDA)	566
17/18 Contracted orthodontic activity (UOA)	0
Carry forward orthodontic activity (UOA)	0
Baseline contract value	£479,339.58

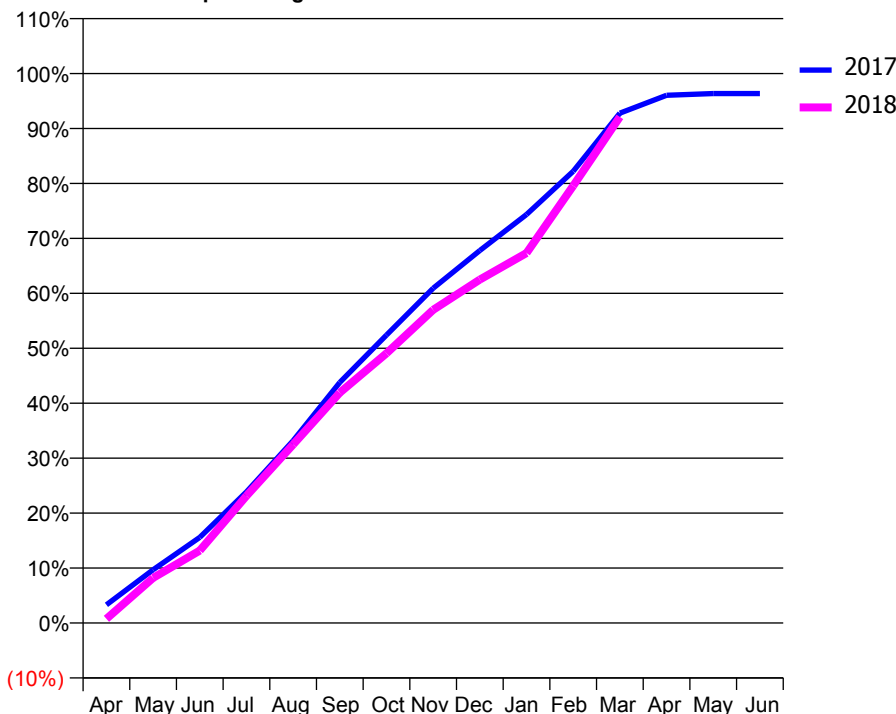
ACCESS*

Patients seen in 24 months	Total	Change since previous quarter
Quarter ending March 2017	8,214	
Quarter ending June 2017	8,079	↓
Quarter ending September 2017	8,093	→
Quarter ending December 2017	8,085	→
Quarter ending March 2018	8,139	→
Variance since March 2017	(0.9%)	→



ACTIVITY

Cumulative percentage of contracted UDA delivered 2017 & 2018



Month	Adjusted Scheduled Activity (UDA)	
	2017	2018
April	790	161
May	2,306	1,710
June	3,704	2,743
July	5,673	4,814
August	7,887	6,760
September	10,408	8,723
October	12,451	10,213
November	14,478	11,861
December	16,109	13,007
January	17,664	14,012
February	19,534	16,555
March	22,047	19,169
April	22,819	
May	22,897	
June	22,895	

QUALITY

	Quantity	Base Number	Contract	AT	Region	England
% of FP17s for the same patient ID Re-attending within 3 months - Children	169	2,876	5.9%	10.1%	11.6%	11.9%
% of FP17s for the same patient ID Re-attending within 3 months - Adults	1,283	8,079	15.9%	13.5%	15.4%	16.0%
% of FP17s for the same patient ID Re-attending between 3 & 9 months - Children	1,795	2,876	62.4%	59.8%	59.4%	58.3%
% of FP17s for the same patient ID Re-attending between 3 & 9 months - Adults	4,625	8,079	57.2%	54.2%	51.3%	50.3%
% of FP17s for Band 1 Urgent Courses	1,108	9,791	11.3%	7.2%	8.0%	9.1%
% of FP17s Relating to Free Repair or Replacements	147	9,791	1.5%	0.9%	0.8%	0.8%
% of FP17s Relating to Continuations	56	9,791	0.6%	1.2%	1.0%	1.0%
% of Patients satisfied with the dentistry they have received	13	13	100.0%	91.0%	91.7%	91.5%
% of Patients satisfied with the time they had to wait for an appointment	13	13	100.0%	89.4%	88.3%	87.9%

* This is based on patients treated on this contract for their most recent course of treatment. Figures in italics indicate the base number of FP17s or Patient Questionnaire responses are less than 100. N/A is shown where the base number of responses is less than 10 during the period. % is calculated as Quantity/Base number*100

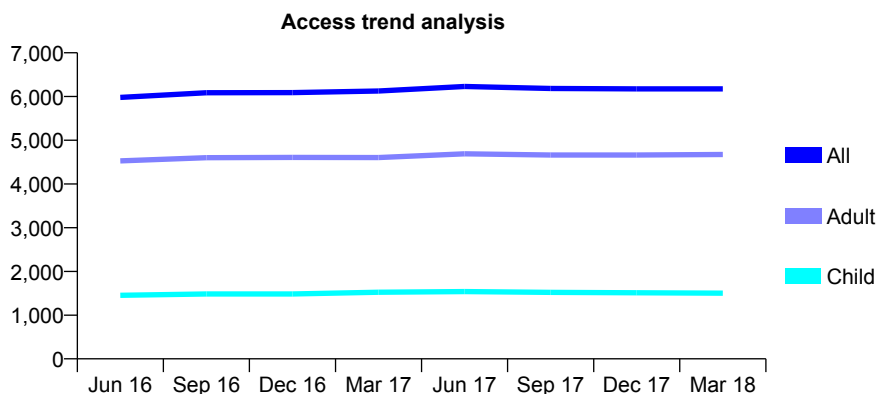
Q60 - Vital Signs At a Glance Contract Report for 101362/0012 - March 2018

Name or company name	Rodericks Dental Limited
Contract type name	GDS Contract
Purpose of contract	General
Contract start date	01/11/2008
Contract end date	

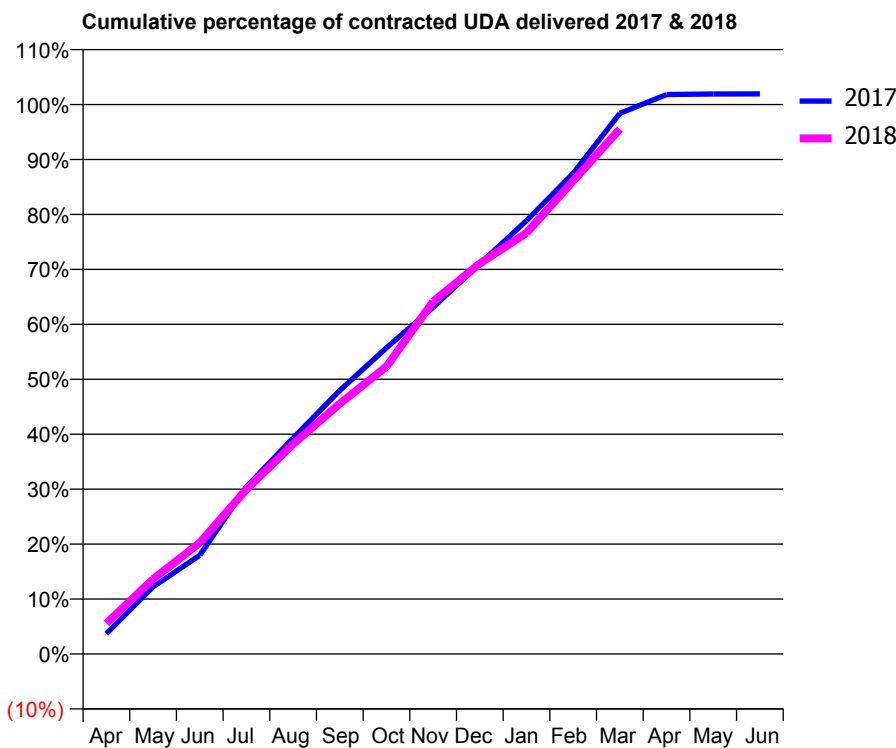
17/18 Contracted general activity (UDA)	16,586
Carry forward general activity (UDA)	-322
17/18 Contracted orthodontic activity (UOA)	0
Carry forward orthodontic activity (UOA)	0
Baseline contract value	£382,143.85

ACCESS*

Patients seen in 24 months	Total	Change since previous quarter
Quarter ending March 2017	6,127	
Quarter ending June 2017	6,229	→
Quarter ending September 2017	6,183	→
Quarter ending December 2017	6,175	→
Quarter ending March 2018	6,176	→
Variance since March 2017	0.8%	→



ACTIVITY



Month	Adjusted Scheduled Activity (UDA)	
	2017	2018
April	614	924
May	2,029	2,258
June	2,982	3,357
July	5,049	4,970
August	6,519	6,338
September	7,955	7,558
October	9,242	8,675
November	10,465	10,640
December	11,777	11,788
January	13,080	12,707
February	14,507	14,278
March	16,320	15,848
April	16,885	
May	16,904	
June	16,908	

QUALITY

	Quantity	Base Number	Contract	AT	Region	England
% of FP17s for the same patient ID Re-attending within 3 months - Children	108	1,875	5.8%	10.1%	11.6%	11.9%
% of FP17s for the same patient ID Re-attending within 3 months - Adults	873	6,130	14.2%	13.5%	15.4%	16.0%
% of FP17s for the same patient ID Re-attending between 3 & 9 months - Children	964	1,875	51.4%	59.8%	59.4%	58.3%
% of FP17s for the same patient ID Re-attending between 3 & 9 months - Adults	3,168	6,130	51.7%	54.2%	51.3%	50.3%
% of FP17s for Band 1 Urgent Courses	707	7,731	9.1%	7.2%	8.0%	9.1%
% of FP17s Relating to Free Repair or Replacements	109	7,731	1.4%	0.9%	0.8%	0.8%
% of FP17s Relating to Continuations	18	7,731	0.2%	1.2%	1.0%	1.0%
% of Patients satisfied with the dentistry they have received	5	6	N/A	91.0%	91.7%	91.5%
% of Patients satisfied with the time they had to wait for an appointment	4	6	N/A	89.4%	88.3%	87.9%

* This is based on patients treated on this contract for their most recent course of treatment. Figures in italics indicate the base number of FP17s or Patient Questionnaire responses are less than 100. N/A is shown where the base number of responses is less than 10 during the period. % is calculated as Quantity/Base number*100

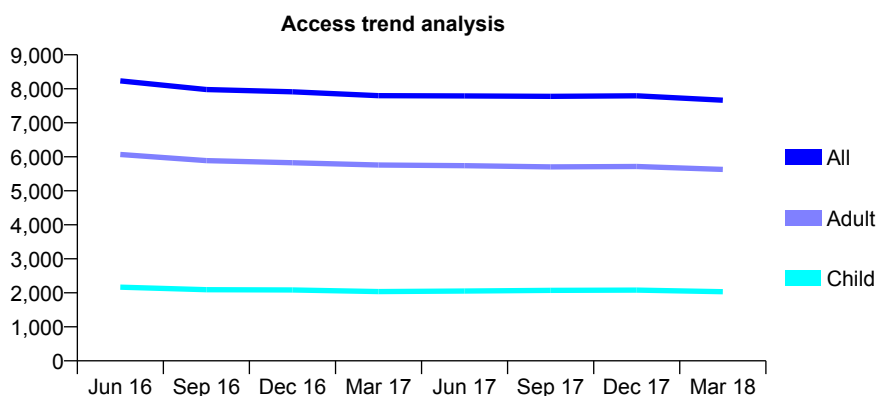
Q60 - Vital Signs At a Glance Contract Report for 101370/0016 - March 2018

Name or company name	Petrie Tucker and Partners Ltd
Contract type name	GDS Contract
Purpose of contract	General
Contract start date	01/04/2006
Contract end date	

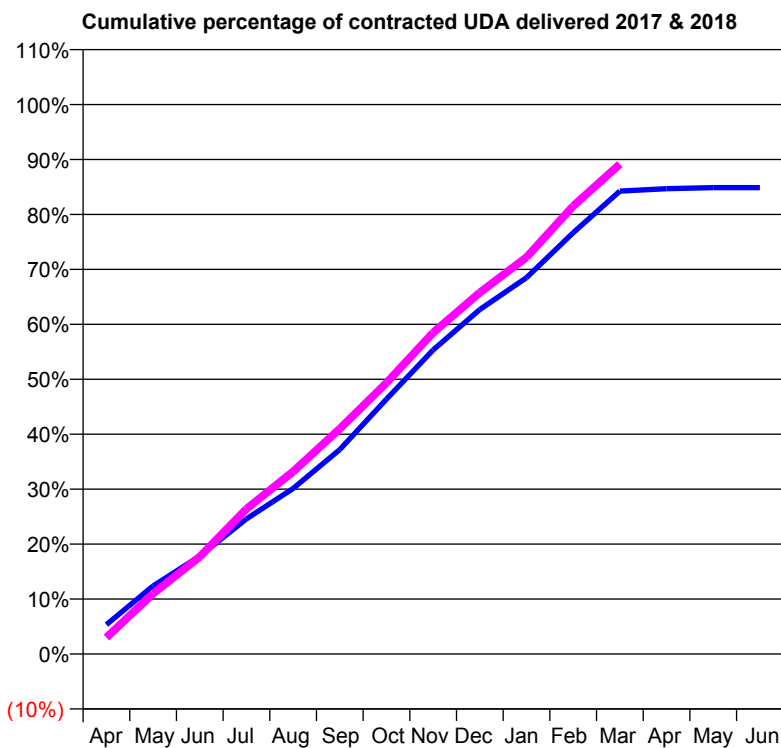
17/18 Contracted general activity (UDA)	22,134
Carry forward general activity (UDA)	0
17/18 Contracted orthodontic activity (UOA)	0
Carry forward orthodontic activity (UOA)	0
Baseline contract value	£475,883.40

ACCESS*

Patients seen in 24 months	Total	Change since previous quarter
Quarter ending March 2017	7,798	
Quarter ending June 2017	7,791	→
Quarter ending September 2017	7,777	→
Quarter ending December 2017	7,796	→
Quarter ending March 2018	7,663	↓
Variance since March 2017	(1.7%)	↓



ACTIVITY



Month	Adjusted Scheduled Activity (UDA)	
	2017	2018
April	1,184	662
May	2,743	2,437
June	3,943	3,919
July	5,442	5,848
August	6,667	7,351
September	8,238	9,076
October	10,266	10,923
November	12,247	12,949
December	13,875	14,559
January	15,158	15,980
February	16,972	18,046
March	18,645	19,732
April	18,741	
May	18,785	
June	18,785	

QUALITY

	Quantity	Base Number	Contract	AT	Region	England
% of FP17s for the same patient ID Re-attending within 3 months - Children	83	2,266	3.7%	10.1%	11.6%	11.9%
% of FP17s for the same patient ID Re-attending within 3 months - Adults	414	5,644	7.3%	13.5%	15.4%	16.0%
% of FP17s for the same patient ID Re-attending between 3 & 9 months - Children	894	2,266	39.5%	59.8%	59.4%	58.3%
% of FP17s for the same patient ID Re-attending between 3 & 9 months - Adults	2,088	5,644	37.0%	54.2%	51.3%	50.3%
% of FP17s for Band 1 Urgent Courses	244	7,827	3.1%	7.2%	8.0%	9.1%
% of FP17s Relating to Free Repair or Replacements	12	7,827	0.2%	0.9%	0.8%	0.8%
% of FP17s Relating to Continuations	48	7,827	0.6%	1.2%	1.0%	1.0%
% of Patients satisfied with the dentistry they have received	8	8	N/A	91.0%	91.7%	91.5%
% of Patients satisfied with the time they had to wait for an appointment	8	8	N/A	89.4%	88.3%	87.9%

* This is based on patients treated on this contract for their most recent course of treatment. Figures in italics indicate the base number of FP17s or Patient Questionnaire responses are less than 100. N/A is shown where the base number of responses is less than 10 during the period. % is calculated as Quantity/Base number*100

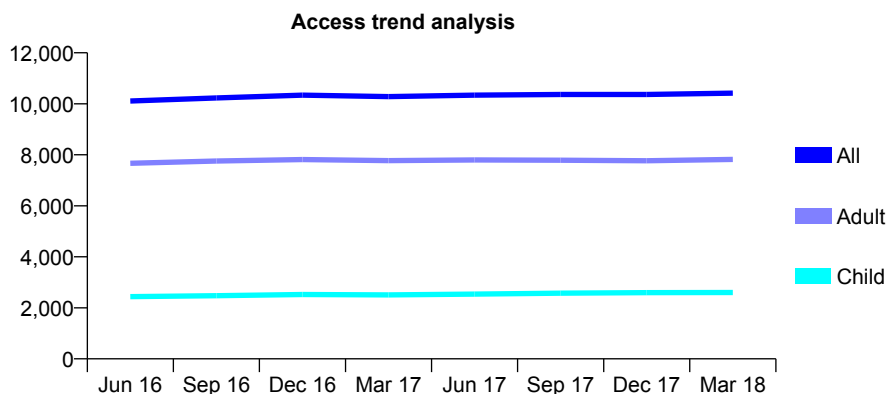
Q60 - Vital Signs At a Glance Contract Report for 101370/0017 - March 2018

Name or company name	Petrie Tucker and Partners Ltd
Contract type name	GDS Contract
Purpose of contract	General
Contract start date	01/04/2006
Contract end date	

17/18 Contracted general activity (UDA)	25,778
Carry forward general activity (UDA)	-163
17/18 Contracted orthodontic activity (UOA)	0
Carry forward orthodontic activity (UOA)	0
Baseline contract value	£579,976.29

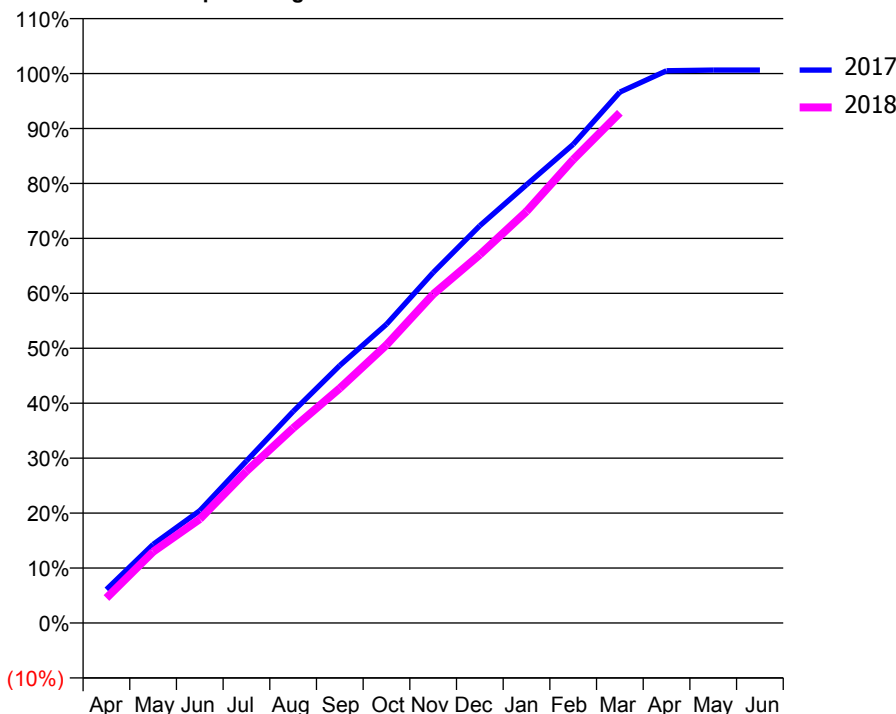
ACCESS*

Patients seen in 24 months	Total	Change since previous quarter
Quarter ending March 2017	10,280	
Quarter ending June 2017	10,340	→
Quarter ending September 2017	10,364	→
Quarter ending December 2017	10,366	→
Quarter ending March 2018	10,419	→
Variance since March 2017	1.4%	→



ACTIVITY

Cumulative percentage of contracted UDA delivered 2017 & 2018



Month	Adjusted Scheduled Activity (UDA)	
	2017	2018
April	1,571	1,175
May	3,689	3,341
June	5,273	4,874
July	7,605	7,119
August	9,922	9,144
September	12,083	11,014
October	14,017	13,046
November	16,442	15,423
December	18,639	17,281
January	20,558	19,311
February	22,456	21,743
March	24,907	23,937
April	25,907	
May	25,938	
June	25,941	

QUALITY

	Quantity	Base Number	Contract	AT	Region	England
% of FP17s for the same patient ID Re-attending within 3 months - Children	169	3,352	5.0%	10.1%	11.6%	11.9%
% of FP17s for the same patient ID Re-attending within 3 months - Adults	787	9,549	8.2%	13.5%	15.4%	16.0%
% of FP17s for the same patient ID Re-attending between 3 & 9 months - Children	1,658	3,352	49.5%	59.8%	59.4%	58.3%
% of FP17s for the same patient ID Re-attending between 3 & 9 months - Adults	5,184	9,549	54.3%	54.2%	51.3%	50.3%
% of FP17s for Band 1 Urgent Courses	563	12,453	4.5%	7.2%	8.0%	9.1%
% of FP17s Relating to Free Repair or Replacements	51	12,453	0.4%	0.9%	0.8%	0.8%
% of FP17s Relating to Continuations	133	12,453	1.1%	1.2%	1.0%	1.0%
% of Patients satisfied with the dentistry they have received	11	11	100.0%	91.0%	91.7%	91.5%
% of Patients satisfied with the time they had to wait for an appointment	11	11	100.0%	89.4%	88.3%	87.9%

* This is based on patients treated on this contract for their most recent course of treatment. Figures in italics indicate the base number of FP17s or Patient Questionnaire responses are less than 100. N/A is shown where the base number of responses is less than 10 during the period. % is calculated as Quantity/Base number*100

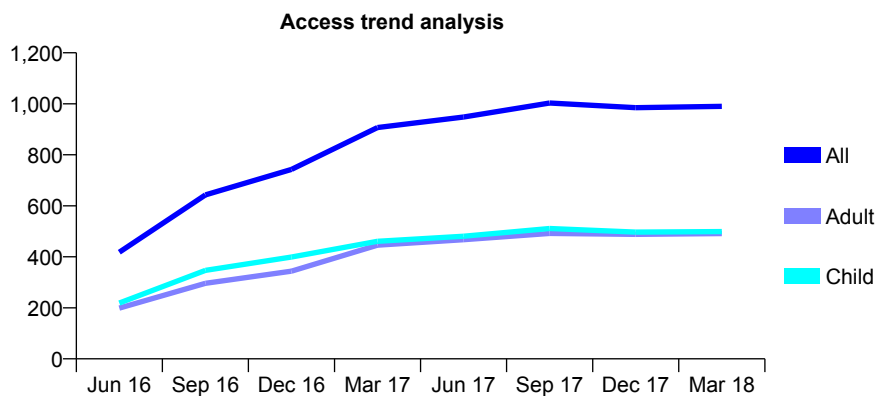
Q60 - Vital Signs At a Glance Contract Report for 101605/0001 - March 2018

Name or company name	Thomas Dental Practice
Contract type name	GDS Contract
Purpose of contract	General
Contract start date	01/10/2015
Contract end date	

17/18 Contracted general activity (UDA)	2,620
Carry forward general activity (UDA)	0
17/18 Contracted orthodontic activity (UOA)	0
Carry forward orthodontic activity (UOA)	0
Baseline contract value	£56,980.25

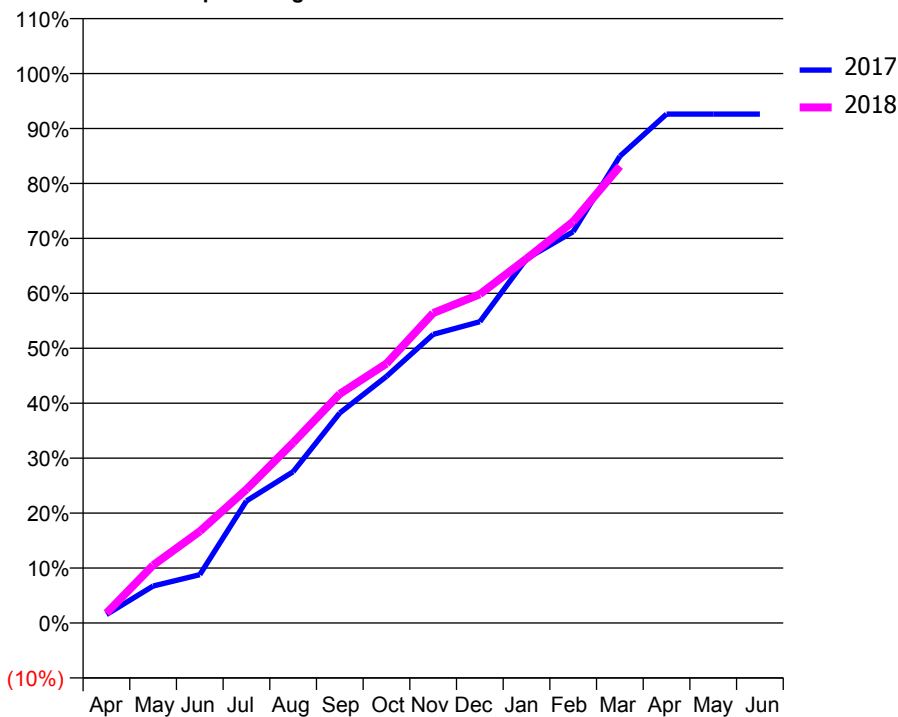
ACCESS*

Patients seen in 24 months	Total	Change since previous quarter
Quarter ending March 2017	907	
Quarter ending June 2017	948	↑
Quarter ending September 2017	1,003	↑
Quarter ending December 2017	985	↓
Quarter ending March 2018	990	→
Variance since March 2017	9.2%	↑



ACTIVITY

Cumulative percentage of contracted UDA delivered 2017 & 2018



Month	Adjusted Scheduled Activity (UDA)	
	2017	2018
April	40	47
May	176	276
June	230	437
July	582	637
August	722	860
September	1,002	1,093
October	1,176	1,237
November	1,376	1,478
December	1,436	1,567
January	1,736	1,738
February	1,866	1,914
March	2,226	2,178
April	2,427	
May	2,427	
June	2,427	

QUALITY

	Quantity	Base Number	Contract	AT	Region	England
% of FP17s for the same patient ID Re-attending within 3 months - Children	67	830	8.1%	10.1%	11.6%	11.9%
% of FP17s for the same patient ID Re-attending within 3 months - Adults	120	665	18.0%	13.5%	15.4%	16.0%
% of FP17s for the same patient ID Re-attending between 3 & 9 months - Children	502	830	60.5%	59.8%	59.4%	58.3%
% of FP17s for the same patient ID Re-attending between 3 & 9 months - Adults	342	665	51.4%	54.2%	51.3%	50.3%
% of FP17s for Band 1 Urgent Courses	48	1,391	3.5%	7.2%	8.0%	9.1%
% of FP17s Relating to Free Repair or Replacements	11	1,391	0.8%	0.9%	0.8%	0.8%
% of FP17s Relating to Continuations	22	1,391	1.6%	1.2%	1.0%	1.0%
% of Patients satisfied with the dentistry they have received	1	1	N/A	91.0%	91.7%	91.5%
% of Patients satisfied with the time they had to wait for an appointment	1	1	N/A	89.4%	88.3%	87.9%

* This is based on patients treated on this contract for their most recent course of treatment. Figures in italics indicate the base number of FP17s or Patient Questionnaire responses are less than 100. N/A is shown where the base number of responses is less than 10 during the period. % is calculated as Quantity/Base number*100

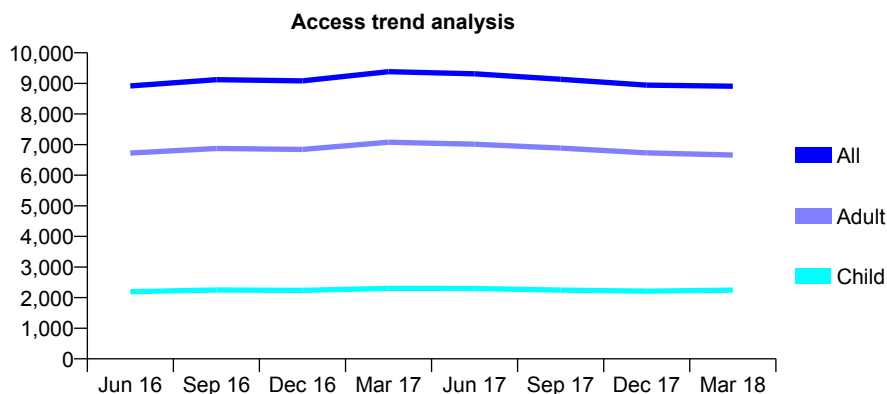
Q60 - Vital Signs At a Glance Contract Report for 103713/0001 - March 2018

Name or company name	Rodericks Ltd
Contract type name	GDS Contract
Purpose of contract	General
Contract start date	09/11/2009
Contract end date	

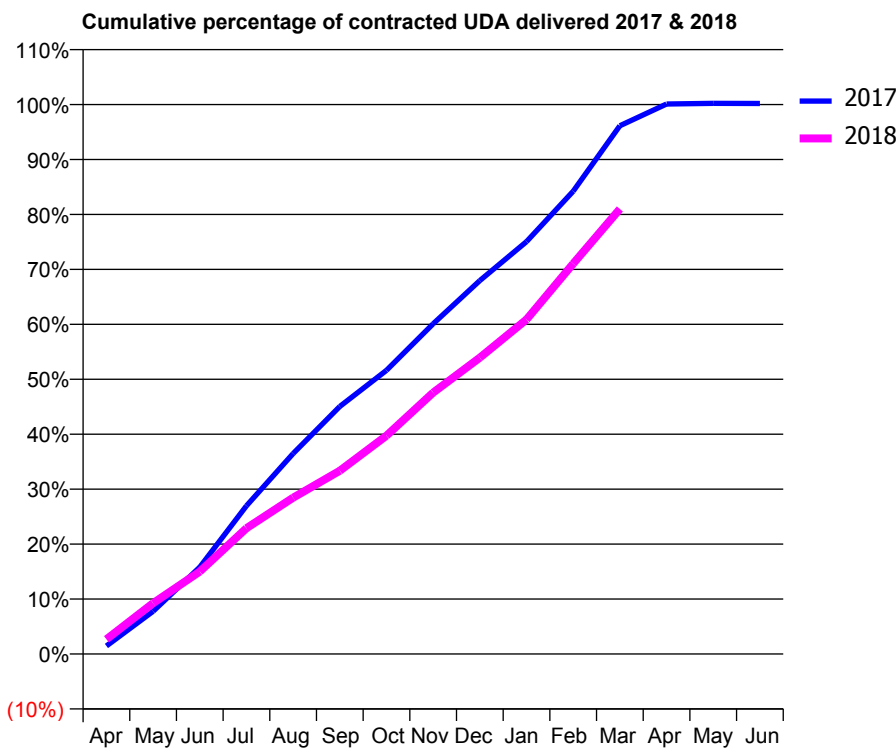
17/18 Contracted general activity (UDA)	26,418
Carry forward general activity (UDA)	-48
17/18 Contracted orthodontic activity (UOA)	0
Carry forward orthodontic activity (UOA)	0
Baseline contract value	£642,003.16

ACCESS*

Patients seen in 24 months	Total	Change since previous quarter
Quarter ending March 2017	9,383	
Quarter ending June 2017	9,314	→
Quarter ending September 2017	9,135	↓
Quarter ending December 2017	8,942	↓
Quarter ending March 2018	8,909	→
Variance since March 2017	(5.1%)	↓



ACTIVITY



Month	Adjusted Scheduled Activity (UDA)	
	2017	2018
April	387	711
May	2,053	2,445
June	4,179	3,964
July	7,125	6,046
August	9,640	7,514
September	11,904	8,812
October	13,636	10,496
November	15,877	12,566
December	17,950	14,251
January	19,826	16,084
February	22,248	18,766
March	25,398	21,395
April	26,444	
May	26,476	
June	26,466	

QUALITY

	Quantity	Base Number	Contract	AT	Region	England
% of FP17s for the same patient ID Re-attending within 3 months - Children	242	3,169	7.6%	10.1%	11.6%	11.9%
% of FP17s for the same patient ID Re-attending within 3 months - Adults	982	8,301	11.8%	13.5%	15.4%	16.0%
% of FP17s for the same patient ID Re-attending between 3 & 9 months - Children	1,822	3,169	57.5%	59.8%	59.4%	58.3%
% of FP17s for the same patient ID Re-attending between 3 & 9 months - Adults	4,799	8,301	57.8%	54.2%	51.3%	50.3%
% of FP17s for Band 1 Urgent Courses	919	10,355	8.9%	7.2%	8.0%	9.1%
% of FP17s Relating to Free Repair or Replacements	74	10,355	0.7%	0.9%	0.8%	0.8%
% of FP17s Relating to Continuations	34	10,355	0.3%	1.2%	1.0%	1.0%
% of Patients satisfied with the dentistry they have received	8	9	N/A	91.0%	91.7%	91.5%
% of Patients satisfied with the time they had to wait for an appointment	9	9	N/A	89.4%	88.3%	87.9%

* This is based on patients treated on this contract for their most recent course of treatment. Figures in italics indicate the base number of FP17s or Patient Questionnaire responses are less than 100. N/A is shown where the base number of responses is less than 10 during the period. % is calculated as Quantity/Base number*100

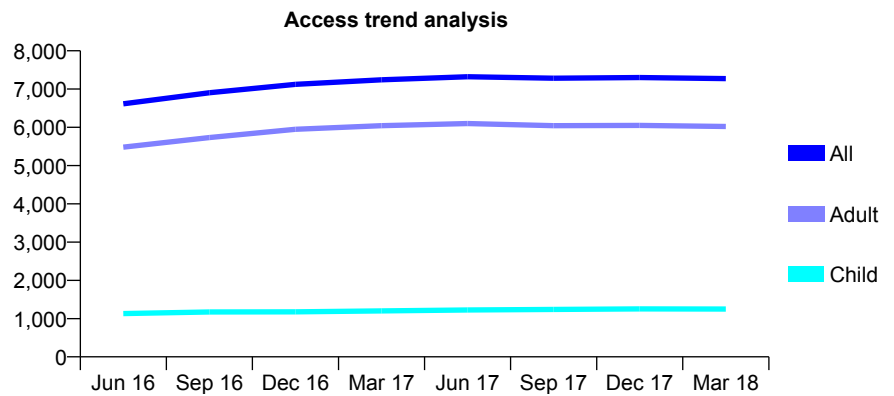
Q60 - Vital Signs At a Glance Contract Report for 105481/0001 - March 2018

Name or company name	Simpson, Goodwin and Hanji
Contract type name	GDS Contract
Purpose of contract	General
Contract start date	16/02/2015
Contract end date	

17/18 Contracted general activity (UDA)	19,930
Carry forward general activity (UDA)	-399
17/18 Contracted orthodontic activity (UOA)	0
Carry forward orthodontic activity (UOA)	0
Baseline contract value	£579,695.97

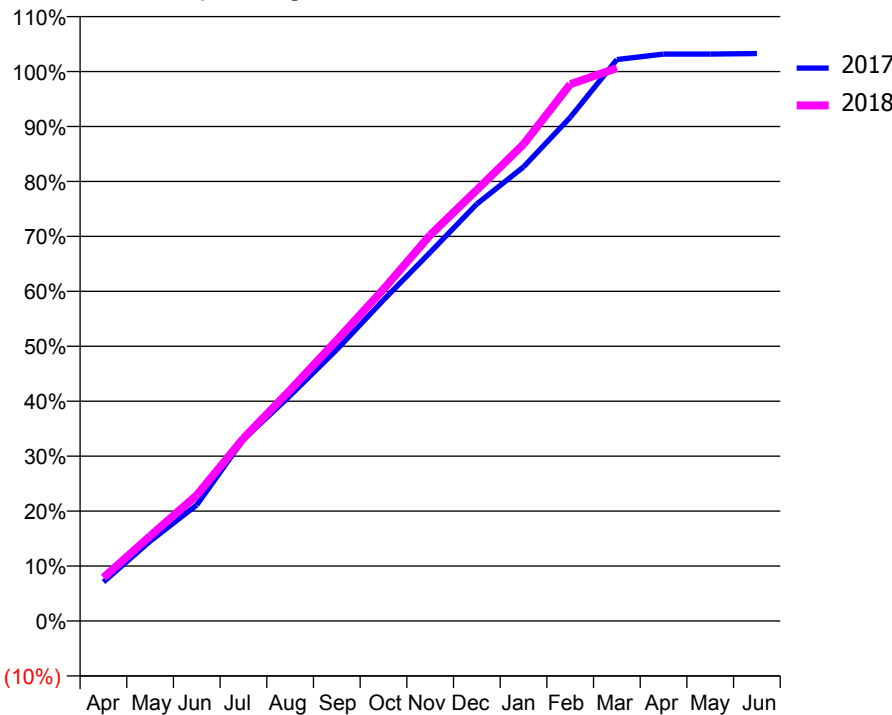
ACCESS*

Patients seen in 24 months	Total	Change since previous quarter
Quarter ending March 2017	7,243	
Quarter ending June 2017	7,322	→
Quarter ending September 2017	7,283	→
Quarter ending December 2017	7,301	→
Quarter ending March 2018	7,272	→
Variance since March 2017	0.4%	→



ACTIVITY

Cumulative percentage of contracted UDA delivered 2017 & 2018



Month	Adjusted Scheduled Activity (UDA)	
	2017	2018
April	1,415	1,573
May	2,895	3,081
June	4,209	4,570
July	6,585	6,629
August	8,174	8,378
September	9,844	10,190
October	11,644	12,035
November	13,372	13,999
December	15,125	15,640
January	16,469	17,294
February	18,265	19,471
March	20,364	20,052
April	20,560	
May	20,561	
June	20,583	

QUALITY

	Quantity	Base Number	Contract	AT	Region	England
% of FP17s for the same patient ID Re-attending within 3 months - Children	167	1,637	10.2%	10.1%	11.6%	11.9%
% of FP17s for the same patient ID Re-attending within 3 months - Adults	1,850	8,289	22.3%	13.5%	15.4%	16.0%
% of FP17s for the same patient ID Re-attending between 3 & 9 months - Children	746	1,637	45.6%	59.8%	59.4%	58.3%
% of FP17s for the same patient ID Re-attending between 3 & 9 months - Adults	3,760	8,289	45.4%	54.2%	51.3%	50.3%
% of FP17s for Band 1 Urgent Courses	932	9,814	9.5%	7.2%	8.0%	9.1%
% of FP17s Relating to Free Repair or Replacements	340	9,814	3.5%	0.9%	0.8%	0.8%
% of FP17s Relating to Continuations	382	9,814	3.9%	1.2%	1.0%	1.0%
% of Patients satisfied with the dentistry they have received	16	17	94.1%	91.0%	91.7%	91.5%
% of Patients satisfied with the time they had to wait for an appointment	15	17	88.2%	89.4%	88.3%	87.9%

* This is based on patients treated on this contract for their most recent course of treatment. Figures in italics indicate the base number of FP17s or Patient Questionnaire responses are less than 100. N/A is shown where the base number of responses is less than 10 during the period. % is calculated as Quantity/Base number*100

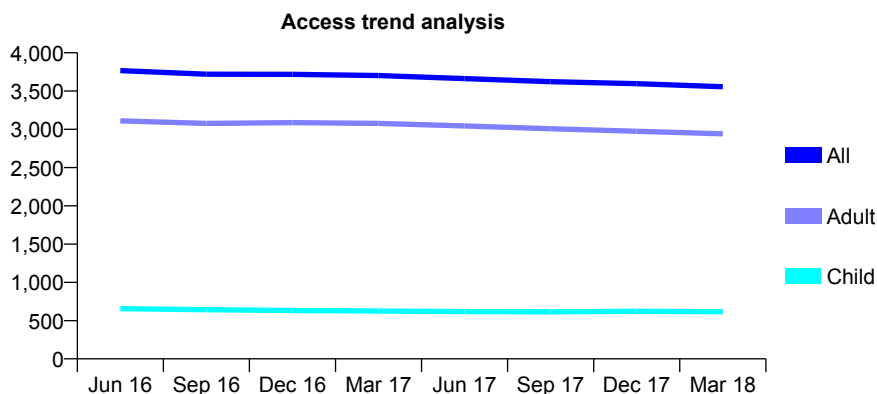
Q60 - Vital Signs At a Glance Contract Report for 106313/0001 - March 2018

Name or company name	Butler and Finnigan Dental Practice (BC) Lt
Contract type name	GDS Contract
Purpose of contract	General and Orthodontic
Contract start date	01/04/2014
Contract end date	

17/18 Contracted general activity (UDA)	11,500
Carry forward general activity (UDA)	0
17/18 Contracted orthodontic activity (UOA)	249
Carry forward orthodontic activity (UOA)	0
Baseline contract value	£289,948.79

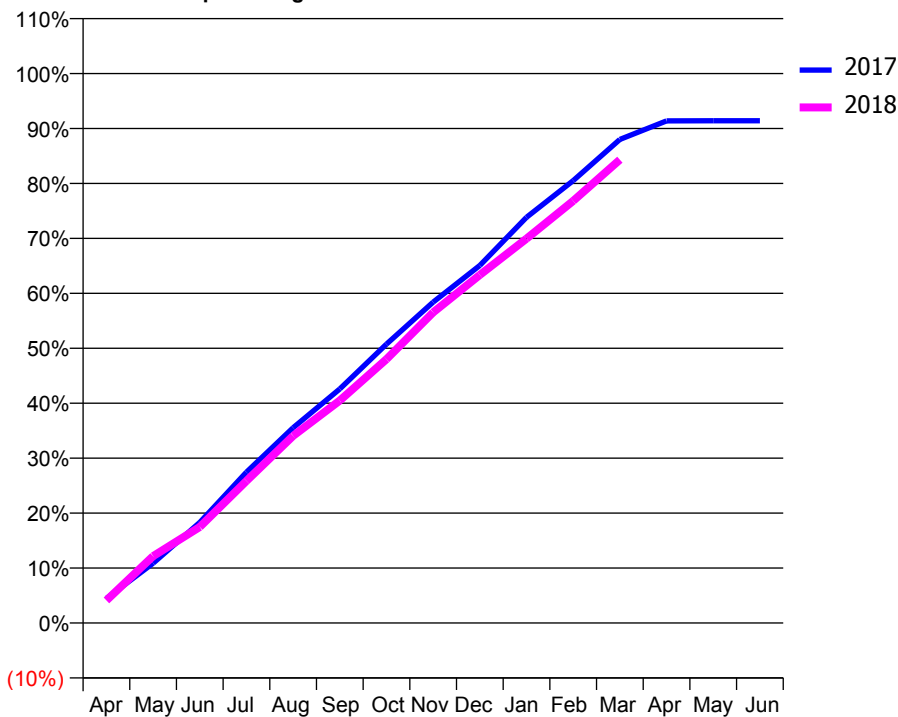
ACCESS*

Patients seen in 24 months	Total	Change since previous quarter
Quarter ending March 2017	3,702	
Quarter ending June 2017	3,662	↓
Quarter ending September 2017	3,623	↓
Quarter ending December 2017	3,597	→
Quarter ending March 2018	3,557	↓
Variance since March 2017	(3.9%)	↓



ACTIVITY

Cumulative percentage of contracted UDA delivered 2017 & 2018



Month	Adjusted Scheduled Activity (UDA)	
	2017	2018
April	561	473
May	1,362	1,398
June	2,291	2,010
July	3,435	2,974
August	4,446	3,917
September	5,327	4,657
October	6,347	5,520
November	7,304	6,500
December	8,140	7,286
January	9,235	8,044
February	10,070	8,835
March	11,007	9,696
April	11,431	
May	11,432	
June	11,433	

QUALITY

	Quantity	Base Number	Contract	AT	Region	England
% of FP17s for the same patient ID Re-attending within 3 months - Children	88	1,031	8.5%	10.1%	11.6%	11.9%
% of FP17s for the same patient ID Re-attending within 3 months - Adults	723	4,554	15.9%	13.5%	15.4%	16.0%
% of FP17s for the same patient ID Re-attending between 3 & 9 months - Children	619	1,031	60.0%	59.8%	59.4%	58.3%
% of FP17s for the same patient ID Re-attending between 3 & 9 months - Adults	2,493	4,554	54.7%	54.2%	51.3%	50.3%
% of FP17s for Band 1 Urgent Courses	634	5,355	11.8%	7.2%	8.0%	9.1%
% of FP17s Relating to Free Repair or Replacements	6	5,355	0.1%	0.9%	0.8%	0.8%
% of FP17s Relating to Continuations	64	5,355	1.2%	1.2%	1.0%	1.0%
% of Patients satisfied with the dentistry they have received	7	8	N/A	91.0%	91.7%	91.5%
% of Patients satisfied with the time they had to wait for an appointment	7	8	N/A	89.4%	88.3%	87.9%

* This is based on patients treated on this contract for their most recent course of treatment. Figures in italics indicate the base number of FP17s or Patient Questionnaire responses are less than 100. N/A is shown where the base number of responses is less than 10 during the period. % is calculated as Quantity/Base number*100

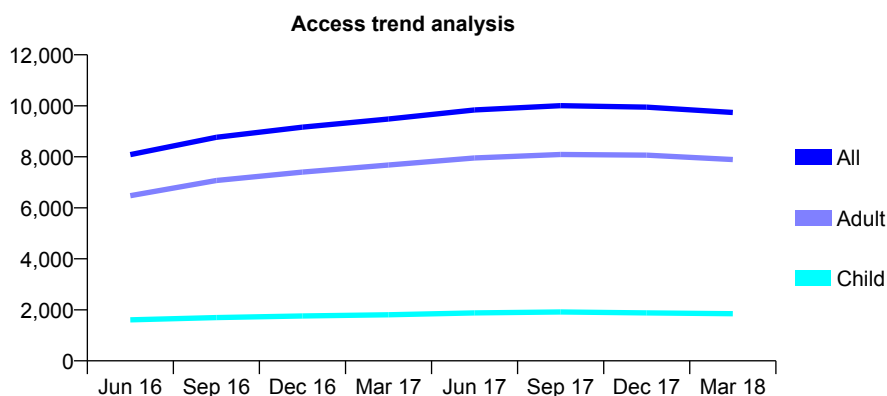
Q60 - Vital Signs At a Glance Contract Report for 107182/0001 - March 2018

Name or company name	Mr Holgate - Green End Dental Practice
Contract type name	GDS Contract
Purpose of contract	General and Orthodontic
Contract start date	01/04/2013
Contract end date	

17/18 Contracted general activity (UDA)	28,717
Carry forward general activity (UDA)	832
17/18 Contracted orthodontic activity (UOA)	160
Carry forward orthodontic activity (UOA)	-3
Baseline contract value	£799,490.24

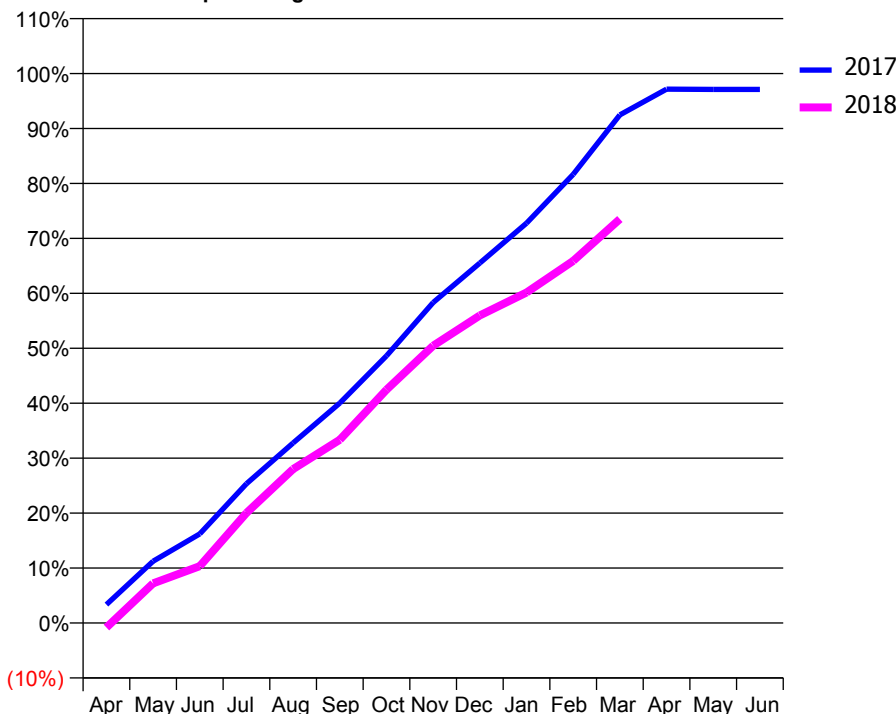
ACCESS*

Patients seen in 24 months	Total	Change since previous quarter
Quarter ending March 2017	9,484	
Quarter ending June 2017	9,837	↑
Quarter ending September 2017	10,007	→
Quarter ending December 2017	9,947	→
Quarter ending March 2018	9,741	↓
Variance since March 2017	2.7%	↑



ACTIVITY

Cumulative percentage of contracted UDA delivered 2017 & 2018



Adjusted Scheduled Activity (UDA)

Month	2017	2018
April	966	-241
May	3,228	2,075
June	4,660	2,972
July	7,278	5,751
August	9,410	8,049
September	11,496	9,577
October	13,965	12,189
November	16,751	14,495
December	18,810	16,073
January	20,893	17,272
February	23,449	18,921
March	26,556	21,114
April	27,898	
May	27,885	
June	27,885	

QUALITY

	Quantity	Base Number	Contract	AT	Region	England
% of FP17s for the same patient ID Re-attending within 3 months - Children	103	2,261	4.6%	10.1%	11.6%	11.9%
% of FP17s for the same patient ID Re-attending within 3 months - Adults	892	8,672	10.3%	13.5%	15.4%	16.0%
% of FP17s for the same patient ID Re-attending between 3 & 9 months - Children	1,118	2,261	49.4%	59.8%	59.4%	58.3%
% of FP17s for the same patient ID Re-attending between 3 & 9 months - Adults	3,961	8,672	45.7%	54.2%	51.3%	50.3%
% of FP17s for Band 1 Urgent Courses	1,164	10,429	11.2%	7.2%	8.0%	9.1%
% of FP17s Relating to Free Repair or Replacements	125	10,429	1.2%	0.9%	0.8%	0.8%
% of FP17s Relating to Continuations	85	10,429	0.8%	1.2%	1.0%	1.0%
% of Patients satisfied with the dentistry they have received	10	11	90.9%	91.0%	91.7%	91.5%
% of Patients satisfied with the time they had to wait for an appointment	10	11	90.9%	89.4%	88.3%	87.9%

* This is based on patients treated on this contract for their most recent course of treatment. Figures in italics indicate the base number of FP17s or Patient Questionnaire responses are less than 100. N/A is shown where the base number of responses is less than 10 during the period. % is calculated as Quantity/Base number*100

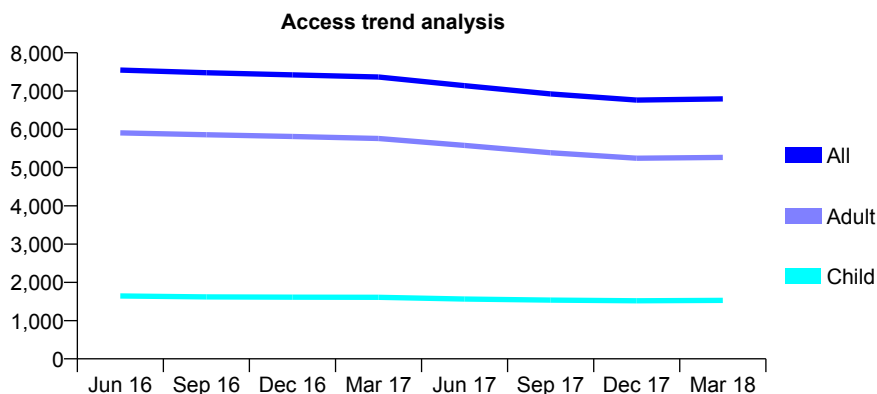
Q60 - Vital Signs At a Glance Contract Report for 107220/0001 - March 2018

Name or company name	Castle View House Dental Practice
Contract type name	GDS Contract
Purpose of contract	General and Orthodontic
Contract start date	01/04/2014
Contract end date	

17/18 Contracted general activity (UDA)	22,776
Carry forward general activity (UDA)	-330
17/18 Contracted orthodontic activity (UOA)	630
Carry forward orthodontic activity (UOA)	0
Baseline contract value	£745,746.00

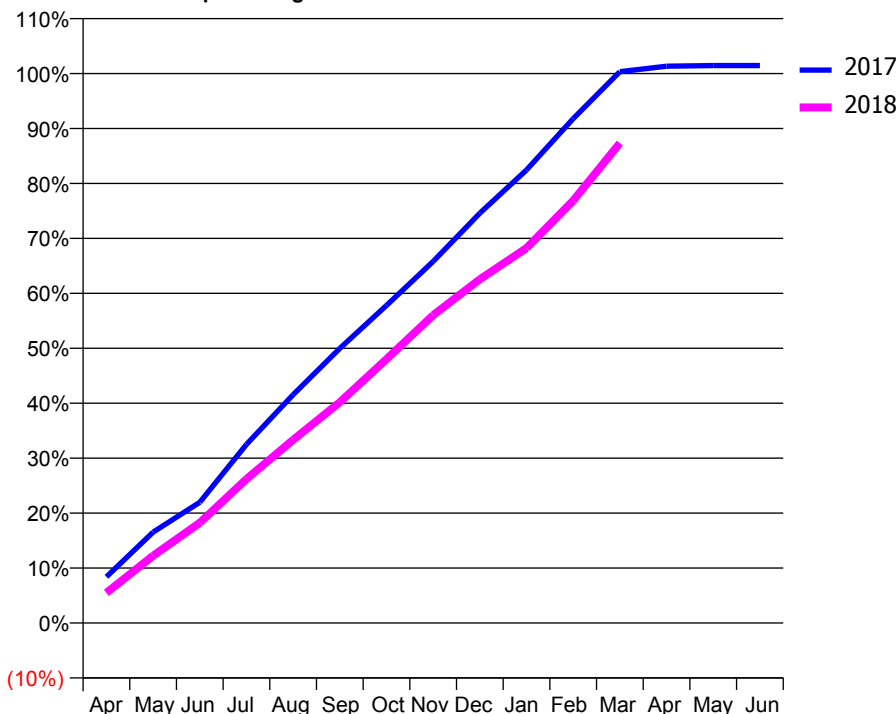
ACCESS*

Patients seen in 24 months	Total	Change since previous quarter
Quarter ending March 2017	7,368	
Quarter ending June 2017	7,142	↓
Quarter ending September 2017	6,923	↓
Quarter ending December 2017	6,764	↓
Quarter ending March 2018	6,795	→
Variance since March 2017	(7.8%)	↓



ACTIVITY

Cumulative percentage of contracted UDA delivered 2017 & 2018



Month	Adjusted Scheduled Activity (UDA)	
	2017	2018
April	1,917	1,252
May	3,768	2,787
June	5,002	4,155
July	7,406	5,966
August	9,464	7,590
September	11,384	9,152
October	13,164	10,934
November	14,987	12,759
December	16,986	14,246
January	18,776	15,539
February	20,905	17,507
March	22,853	19,890
April	23,077	
May	23,103	
June	23,106	

QUALITY

	Quantity	Base Number	Contract	AT	Region	England
% of FP17s for the same patient ID Re-attending within 3 months - Children	185	2,213	8.4%	10.1%	11.6%	11.9%
% of FP17s for the same patient ID Re-attending within 3 months - Adults	762	6,468	11.8%	13.5%	15.4%	16.0%
% of FP17s for the same patient ID Re-attending between 3 & 9 months - Children	1,256	2,213	56.8%	59.8%	59.4%	58.3%
% of FP17s for the same patient ID Re-attending between 3 & 9 months - Adults	2,921	6,468	45.2%	54.2%	51.3%	50.3%
% of FP17s for Band 1 Urgent Courses	493	8,500	5.8%	7.2%	8.0%	9.1%
% of FP17s Relating to Free Repair or Replacements	31	8,500	0.4%	0.9%	0.8%	0.8%
% of FP17s Relating to Continuations	90	8,500	1.1%	1.2%	1.0%	1.0%
% of Patients satisfied with the dentistry they have received	9	13	69.2%	91.0%	91.7%	91.5%
% of Patients satisfied with the time they had to wait for an appointment	9	13	69.2%	89.4%	88.3%	87.9%

* This is based on patients treated on this contract for their most recent course of treatment. Figures in italics indicate the base number of FP17s or Patient Questionnaire responses are less than 100. N/A is shown where the base number of responses is less than 10 during the period. % is calculated as Quantity/Base number*100

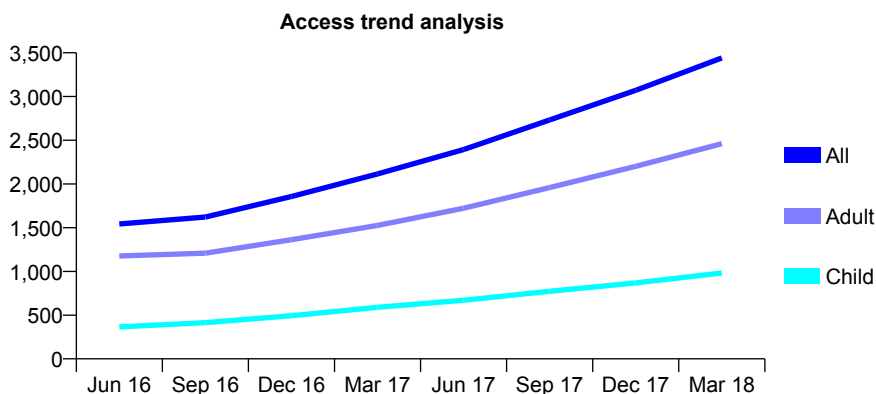
Q60 - Vital Signs At a Glance Contract Report for 108383/0001 - March 2018

Name or company name	Hadley Dental Practice
Contract type name	GDS Contract
Purpose of contract	General
Contract start date	13/06/2011
Contract end date	

17/18 Contracted general activity (UDA)	10,550
Carry forward general activity (UDA)	0
17/18 Contracted orthodontic activity (UOA)	0
Carry forward orthodontic activity (UOA)	0
Baseline contract value	£258,966.30

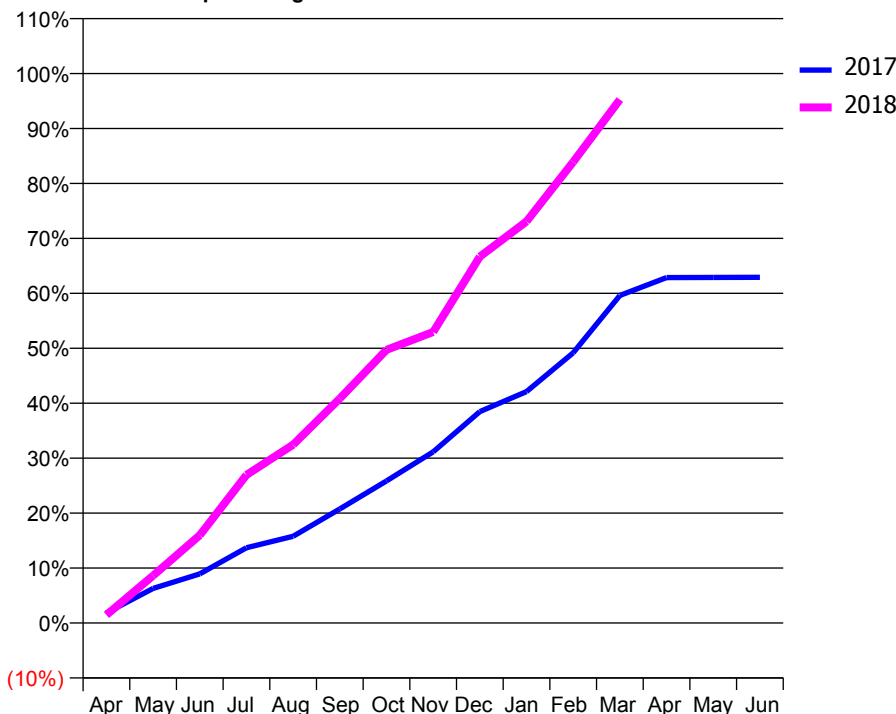
ACCESS*

Patients seen in 24 months	Total	Change since previous quarter
Quarter ending March 2017	2,115	
Quarter ending June 2017	2,394	↑
Quarter ending September 2017	2,732	↑
Quarter ending December 2017	3,070	↑
Quarter ending March 2018	3,442	↑
Variance since March 2017	62.7%	↑



ACTIVITY

Cumulative percentage of contracted UDA delivered 2017 & 2018



Month	Adjusted Scheduled Activity (UDA)	
	2017	2018
April	193	155
May	665	911
June	944	1,687
July	1,445	2,842
August	1,666	3,425
September	2,189	4,310
October	2,729	5,245
November	3,286	5,587
December	4,059	7,033
January	4,443	7,711
February	5,188	8,852
March	6,289	10,051
April	6,633	
May	6,636	
June	6,638	

QUALITY

	Quantity	Base Number	Contract	AT	Region	England
% of FP17s for the same patient ID Re-attending within 3 months - Children	124	1,444	8.6%	10.1%	11.6%	11.9%
% of FP17s for the same patient ID Re-attending within 3 months - Adults	488	3,500	13.9%	13.5%	15.4%	16.0%
% of FP17s for the same patient ID Re-attending between 3 & 9 months - Children	616	1,444	42.7%	59.8%	59.4%	58.3%
% of FP17s for the same patient ID Re-attending between 3 & 9 months - Adults	1,416	3,500	40.5%	54.2%	51.3%	50.3%
% of FP17s for Band 1 Urgent Courses	464	4,785	9.7%	7.2%	8.0%	9.1%
% of FP17s Relating to Free Repair or Replacements	16	4,785	0.3%	0.9%	0.8%	0.8%
% of FP17s Relating to Continuations	28	4,785	0.6%	1.2%	1.0%	1.0%
% of Patients satisfied with the dentistry they have received	3	3	N/A	91.0%	91.7%	91.5%
% of Patients satisfied with the time they had to wait for an appointment	3	3	N/A	89.4%	88.3%	87.9%

* This is based on patients treated on this contract for their most recent course of treatment. Figures in italics indicate the base number of FP17s or Patient Questionnaire responses are less than 100. N/A is shown where the base number of responses is less than 10 during the period. % is calculated as Quantity/Base number*100

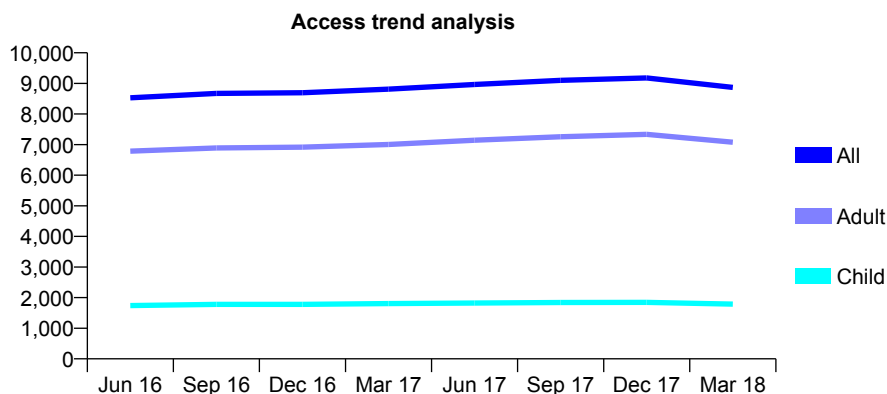
Q60 - Vital Signs At a Glance Contract Report for 110000/0001 - March 2018

Name or company name	Cannock Dental Care
Contract type name	GDS Contract
Purpose of contract	General
Contract start date	01/02/2012
Contract end date	

17/18 Contracted general activity (UDA)	25,702
Carry forward general activity (UDA)	-289
17/18 Contracted orthodontic activity (UOA)	0
Carry forward orthodontic activity (UOA)	0
Baseline contract value	£704,906.96

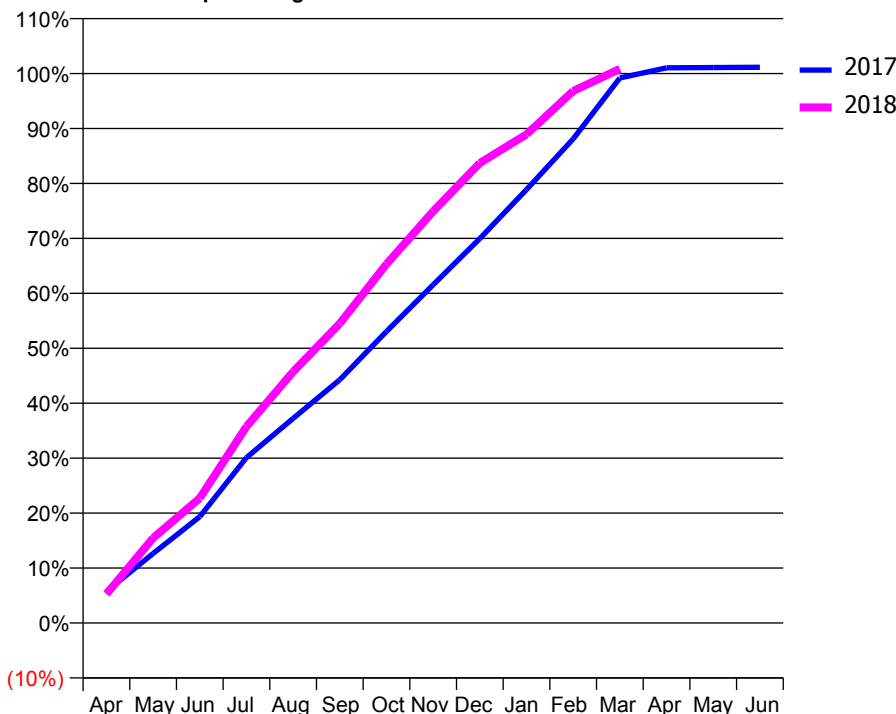
ACCESS*

Patients seen in 24 months	Total	Change since previous quarter
Quarter ending March 2017	8,811	
Quarter ending June 2017	8,967	→
Quarter ending September 2017	9,102	→
Quarter ending December 2017	9,180	→
Quarter ending March 2018	8,869	↓
Variance since March 2017	0.7%	→



ACTIVITY

Cumulative percentage of contracted UDA delivered 2017 & 2018



Month	Adjusted Scheduled Activity (UDA)	
	2017	2018
April	1,482	1,356
May	3,250	3,975
June	4,976	5,841
July	7,737	9,193
August	9,572	11,752
September	11,380	14,009
October	13,638	16,790
November	15,819	19,255
December	17,986	21,512
January	20,273	22,856
February	22,643	24,886
March	25,496	25,918
April	25,967	
May	25,979	
June	25,991	

QUALITY

	Quantity	Base Number	Contract	AT	Region	England
% of FP17s for the same patient ID Re-attending within 3 months - Children	103	2,200	4.7%	10.1%	11.6%	11.9%
% of FP17s for the same patient ID Re-attending within 3 months - Adults	1,029	8,231	12.5%	13.5%	15.4%	16.0%
% of FP17s for the same patient ID Re-attending between 3 & 9 months - Children	1,147	2,200	52.1%	59.8%	59.4%	58.3%
% of FP17s for the same patient ID Re-attending between 3 & 9 months - Adults	3,606	8,231	43.8%	54.2%	51.3%	50.3%
% of FP17s for Band 1 Urgent Courses	981	10,256	9.6%	7.2%	8.0%	9.1%
% of FP17s Relating to Free Repair or Replacements	190	10,256	1.9%	0.9%	0.8%	0.8%
% of FP17s Relating to Continuations	49	10,256	0.5%	1.2%	1.0%	1.0%
% of Patients satisfied with the dentistry they have received	10	10	100.0%	91.0%	91.7%	91.5%
% of Patients satisfied with the time they had to wait for an appointment	10	10	100.0%	89.4%	88.3%	87.9%

* This is based on patients treated on this contract for their most recent course of treatment. Figures in italics indicate the base number of FP17s or Patient Questionnaire responses are less than 100. N/A is shown where the base number of responses is less than 10 during the period. % is calculated as Quantity/Base number*100

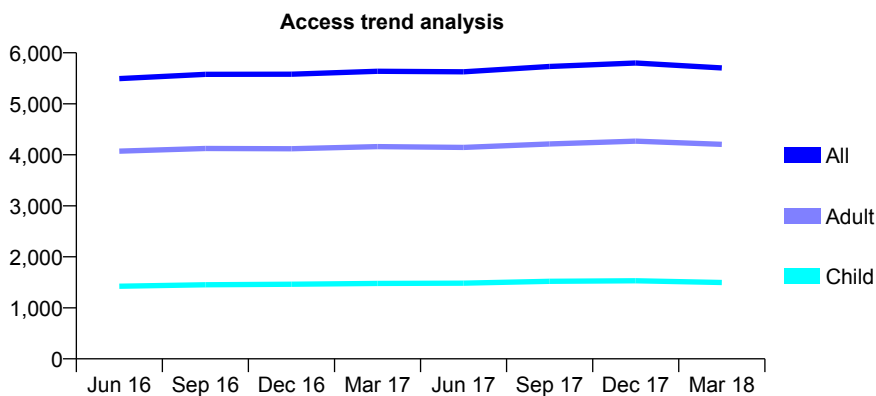
Q60 - Vital Signs At a Glance Contract Report for 116459/0001 - March 2018

Name or company name	High Street Dental Practice
Contract type name	GDS Contract
Purpose of contract	General
Contract start date	15/02/2010
Contract end date	

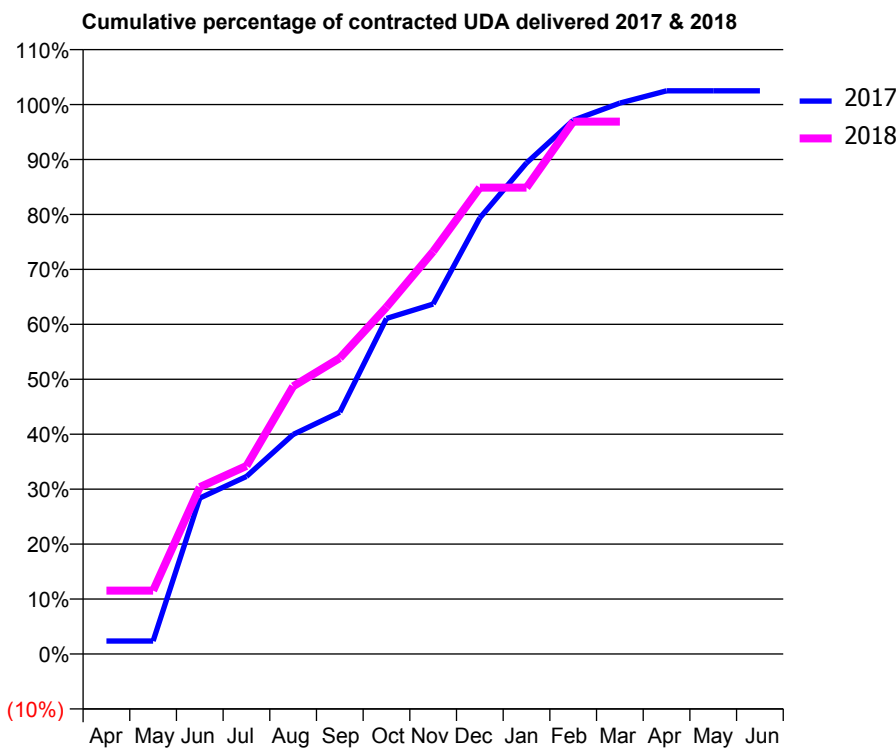
17/18 Contracted general activity (UDA)	15,250
Carry forward general activity (UDA)	-305
17/18 Contracted orthodontic activity (UOA)	0
Carry forward orthodontic activity (UOA)	0
Baseline contract value	£372,065.58

ACCESS*

Patients seen in 24 months	Total	Change since previous quarter
Quarter ending March 2017	5,638	
Quarter ending June 2017	5,627	→
Quarter ending September 2017	5,733	→
Quarter ending December 2017	5,799	→
Quarter ending March 2018	5,702	↓
Variance since March 2017	1.1%	→



ACTIVITY



Month	Adjusted Scheduled Activity (UDA)	
	2017	2018
April	359	1,760
May	359	1,760
June	4,330	4,631
July	4,928	5,220
August	6,092	7,428
September	6,712	8,213
October	9,314	9,626
November	9,712	11,172
December	12,104	12,944
January	13,627	12,944
February	14,812	14,776
March	15,291	14,776
April	15,630	
May	15,630	
June	15,630	

QUALITY

	Quantity	Base Number	Contract	AT	Region	England
% of FP17s for the same patient ID Re-attending within 3 months - Children	82	2,084	3.9%	10.1%	11.6%	11.9%
% of FP17s for the same patient ID Re-attending within 3 months - Adults	467	4,837	9.7%	13.5%	15.4%	16.0%
% of FP17s for the same patient ID Re-attending between 3 & 9 months - Children	1,440	2,084	69.1%	59.8%	59.4%	58.3%
% of FP17s for the same patient ID Re-attending between 3 & 9 months - Adults	2,392	4,837	49.5%	54.2%	51.3%	50.3%
% of FP17s for Band 1 Urgent Courses	259	6,692	3.9%	7.2%	8.0%	9.1%
% of FP17s Relating to Free Repair or Replacements	33	6,692	0.5%	0.9%	0.8%	0.8%
% of FP17s Relating to Continuations	27	6,692	0.4%	1.2%	1.0%	1.0%
% of Patients satisfied with the dentistry they have received	8	10	80.0%	91.0%	91.7%	91.5%
% of Patients satisfied with the time they had to wait for an appointment	10	10	100.0%	89.4%	88.3%	87.9%

* This is based on patients treated on this contract for their most recent course of treatment. Figures in italics indicate the base number of FP17s or Patient Questionnaire responses are less than 100. N/A is shown where the base number of responses is less than 10 during the period. % is calculated as Quantity/Base number*100

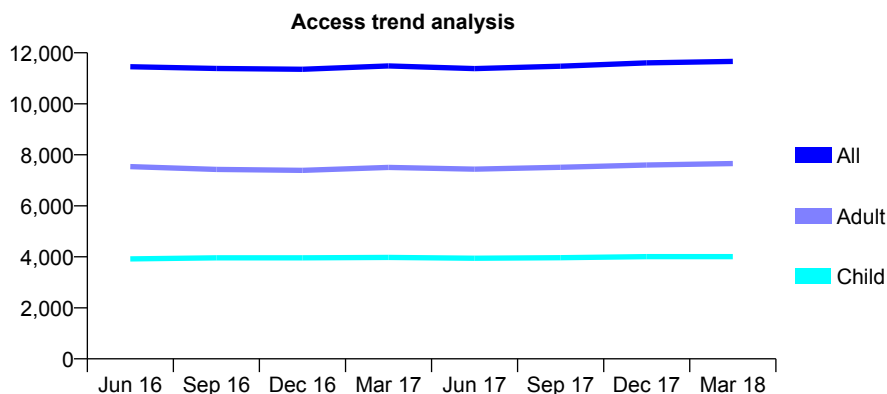
Q60 - Vital Signs At a Glance Contract Report for 116777/0002 - March 2018

Name or company name	Alchemy Dental Practice
Contract type name	GDS Contract
Purpose of contract	General
Contract start date	10/11/2008
Contract end date	

17/18 Contracted general activity (UDA)	30,952
Carry forward general activity (UDA)	344
17/18 Contracted orthodontic activity (UOA)	0
Carry forward orthodontic activity (UOA)	0
Baseline contract value	£730,560.42

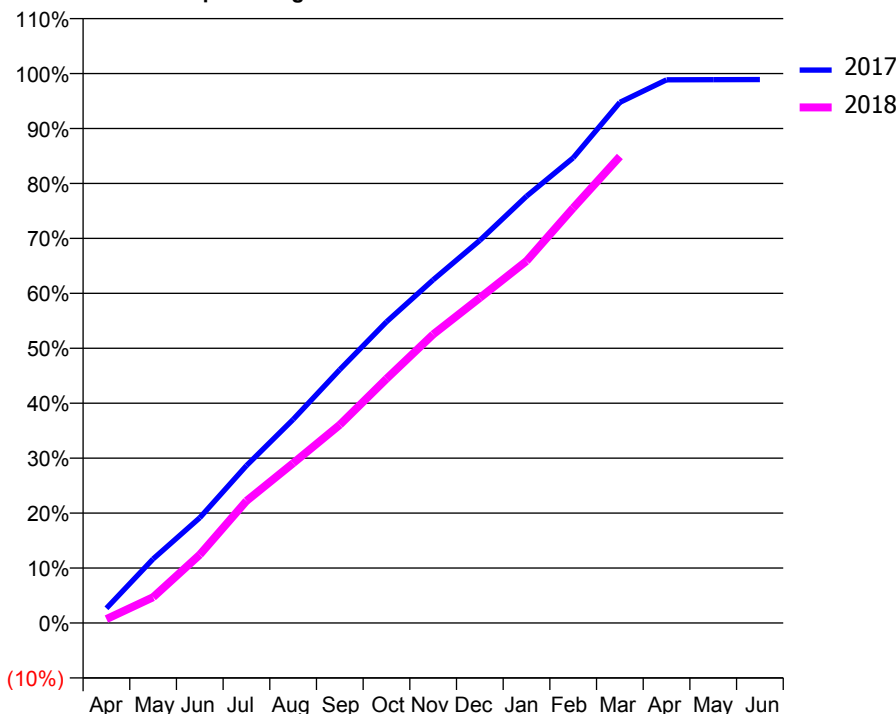
ACCESS*

Patients seen in 24 months	Total	Change since previous quarter
Quarter ending March 2017	11,485	
Quarter ending June 2017	11,379	→
Quarter ending September 2017	11,475	→
Quarter ending December 2017	11,607	→
Quarter ending March 2018	11,663	→
Variance since March 2017	1.5%	→



ACTIVITY

Cumulative percentage of contracted UDA delivered 2017 & 2018



Month	Adjusted Scheduled Activity (UDA)	
	2017	2018
April	833	219
May	3,606	1,455
June	5,927	3,846
July	8,867	6,873
August	11,462	9,005
September	14,273	11,163
October	16,961	13,759
November	19,329	16,255
December	21,551	18,314
January	24,037	20,387
February	26,200	23,382
March	29,324	26,277
April	30,597	
May	30,603	
June	30,608	

QUALITY

	Quantity	Base Number	Contract	AT	Region	England
% of FP17s for the same patient ID Re-attending within 3 months - Children	388	5,501	7.1%	10.1%	11.6%	11.9%
% of FP17s for the same patient ID Re-attending within 3 months - Adults	1,133	8,378	13.5%	13.5%	15.4%	16.0%
% of FP17s for the same patient ID Re-attending between 3 & 9 months - Children	2,982	5,501	54.2%	59.8%	59.4%	58.3%
% of FP17s for the same patient ID Re-attending between 3 & 9 months - Adults	3,419	8,378	40.8%	54.2%	51.3%	50.3%
% of FP17s for Band 1 Urgent Courses	1,148	12,569	9.1%	7.2%	8.0%	9.1%
% of FP17s Relating to Free Repair or Replacements	128	12,569	1.0%	0.9%	0.8%	0.8%
% of FP17s Relating to Continuations	112	12,569	0.9%	1.2%	1.0%	1.0%
% of Patients satisfied with the dentistry they have received	11	13	84.6%	91.0%	91.7%	91.5%
% of Patients satisfied with the time they had to wait for an appointment	10	13	76.9%	89.4%	88.3%	87.9%

* This is based on patients treated on this contract for their most recent course of treatment. Figures in italics indicate the base number of FP17s or Patient Questionnaire responses are less than 100. N/A is shown where the base number of responses is less than 10 during the period. % is calculated as Quantity/Base number*100

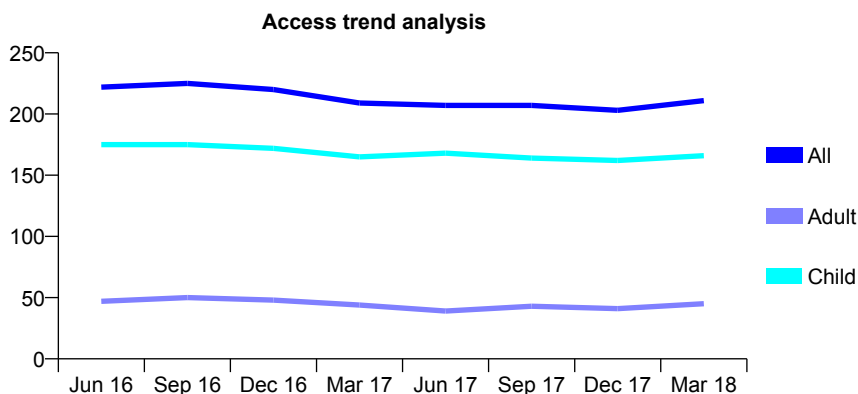
Q60 - Vital Signs At a Glance Contract Report for 117943/0001 - March 2018

Name or company name	The Staffordshire Clinic NHS Contract Part
Contract type name	GDS Contract
Purpose of contract	General
Contract start date	04/09/2014
Contract end date	

17/18 Contracted general activity (UDA)	450
Carry forward general activity (UDA)	10
17/18 Contracted orthodontic activity (UOA)	0
Carry forward orthodontic activity (UOA)	0
Baseline contract value	£11,470.89

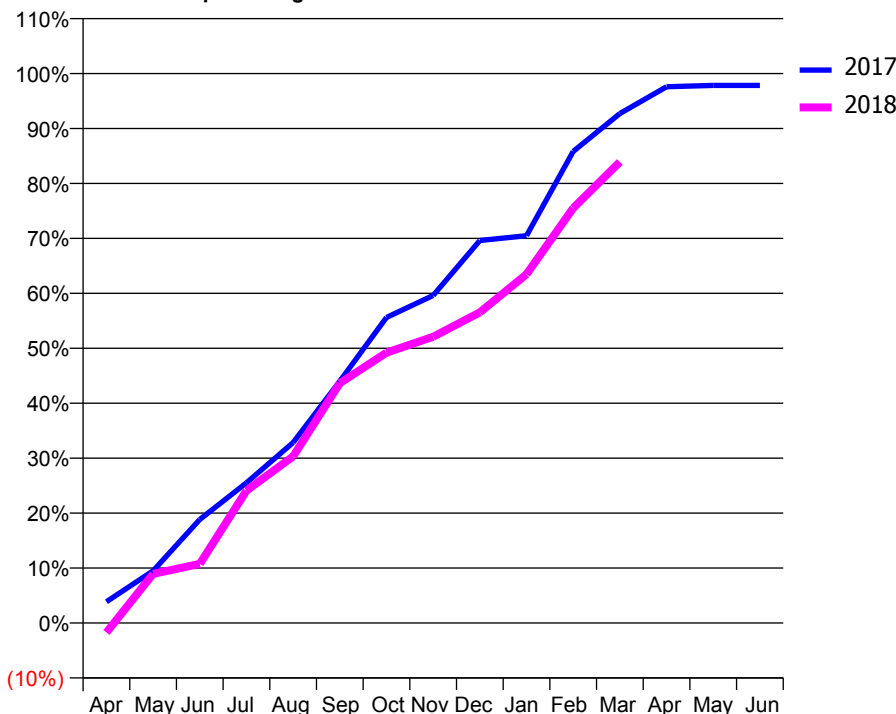
ACCESS*

Patients seen in 24 months	Total	Change since previous quarter
Quarter ending March 2017	209	
Quarter ending June 2017	207	→
Quarter ending September 2017	207	→
Quarter ending December 2017	203	↓
Quarter ending March 2018	211	↑
Variance since March 2017	1.0%	→



ACTIVITY

Cumulative percentage of contracted UDA delivered 2017 & 2018



Month	Adjusted Scheduled Activity (UDA)	
	2017	2018
April	17	-8
May	43	40
June	85	48
July	115	108
August	148	136
September	198	196
October	250	221
November	268	234
December	313	254
January	317	286
February	386	340
March	417	378
April	439	
May	440	
June	440	

QUALITY

	Quantity	Base Number	Contract	AT	Region	England
% of FP17s for the same patient ID Re-attending within 3 months - Children	10	254	3.9%	10.1%	11.6%	11.9%
% of FP17s for the same patient ID Re-attending within 3 months - Adults	1	36	2.8%	13.5%	15.4%	16.0%
% of FP17s for the same patient ID Re-attending between 3 & 9 months - Children	155	254	61.0%	59.8%	59.4%	58.3%
% of FP17s for the same patient ID Re-attending between 3 & 9 months - Adults	19	36	52.8%	54.2%	51.3%	50.3%
% of FP17s for Band 1 Urgent Courses	8	279	2.9%	7.2%	8.0%	9.1%
% of FP17s Relating to Free Repair or Replacements	0	279	0.0%	0.9%	0.8%	0.8%
% of FP17s Relating to Continuations	0	279	0.0%	1.2%	1.0%	1.0%
% of Patients satisfied with the dentistry they have received	0	0	N/A	91.0%	91.7%	91.5%
% of Patients satisfied with the time they had to wait for an appointment	0	0	N/A	89.4%	88.3%	87.9%

* This is based on patients treated on this contract for their most recent course of treatment. Figures in italics indicate the base number of FP17s or Patient Questionnaire responses are less than 100. N/A is shown where the base number of responses is less than 10 during the period. % is calculated as Quantity/Base number*100

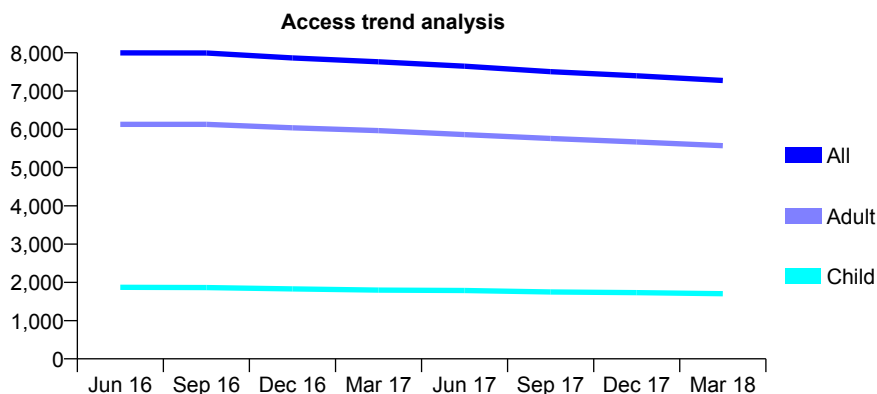
Q60 - Vital Signs At a Glance Contract Report for 119091/0001 - March 2018

Name or company name	TLC 4 Smiles
Contract type name	GDS Contract
Purpose of contract	General
Contract start date	01/05/2007
Contract end date	

17/18 Contracted general activity (UDA)	22,000
Carry forward general activity (UDA)	447
17/18 Contracted orthodontic activity (UOA)	0
Carry forward orthodontic activity (UOA)	0
Baseline contract value	£616,672.73

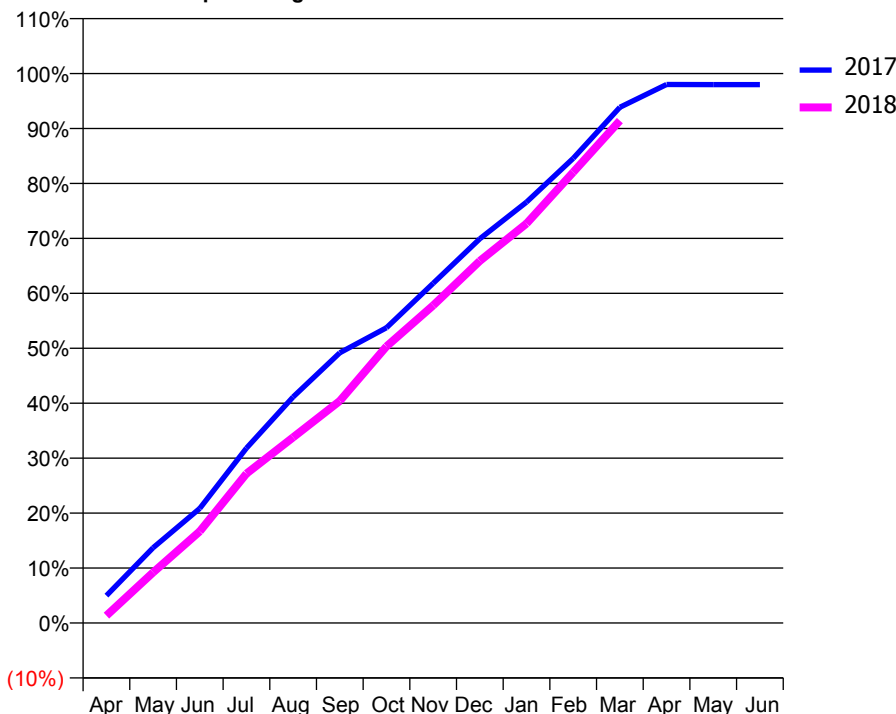
ACCESS*

Patients seen in 24 months	Total	Change since previous quarter
Quarter ending March 2017	7,764	
Quarter ending June 2017	7,648	↓
Quarter ending September 2017	7,508	↓
Quarter ending December 2017	7,399	↓
Quarter ending March 2018	7,275	↓
Variance since March 2017	(6.3%)	↓



ACTIVITY

Cumulative percentage of contracted UDA delivered 2017 & 2018



Month	Adjusted Scheduled Activity (UDA)	
	2017	2018
April	1,097	295
May	3,012	2,025
June	4,589	3,669
July	7,000	5,983
August	9,051	7,434
September	10,818	8,893
October	11,824	11,075
November	13,603	12,713
December	15,381	14,495
January	16,853	15,991
February	18,601	18,046
March	20,648	20,113
April	21,558	
May	21,553	
June	21,553	

QUALITY

	Quantity	Base Number	Contract	AT	Region	England
% of FP17s for the same patient ID Re-attending within 3 months - Children	147	2,648	5.6%	10.1%	11.6%	11.9%
% of FP17s for the same patient ID Re-attending within 3 months - Adults	785	7,774	10.1%	13.5%	15.4%	16.0%
% of FP17s for the same patient ID Re-attending between 3 & 9 months - Children	1,744	2,648	65.9%	59.8%	59.4%	58.3%
% of FP17s for the same patient ID Re-attending between 3 & 9 months - Adults	4,909	7,774	63.1%	54.2%	51.3%	50.3%
% of FP17s for Band 1 Urgent Courses	608	10,056	6.0%	7.2%	8.0%	9.1%
% of FP17s Relating to Free Repair or Replacements	103	10,056	1.0%	0.9%	0.8%	0.8%
% of FP17s Relating to Continuations	137	10,056	1.4%	1.2%	1.0%	1.0%
% of Patients satisfied with the dentistry they have received	11	12	91.7%	91.0%	91.7%	91.5%
% of Patients satisfied with the time they had to wait for an appointment	12	12	100.0%	89.4%	88.3%	87.9%

* This is based on patients treated on this contract for their most recent course of treatment. Figures in italics indicate the base number of FP17s or Patient Questionnaire responses are less than 100. N/A is shown where the base number of responses is less than 10 during the period. % is calculated as Quantity/Base number*100

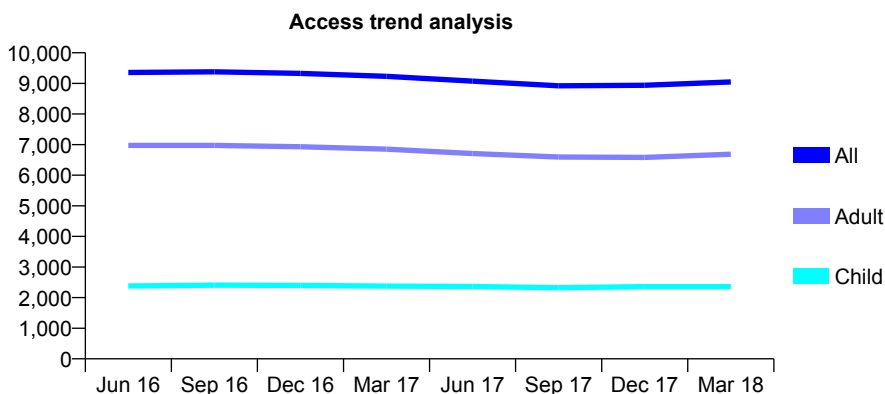
Q60 - Vital Signs At a Glance Contract Report for 120049/0001 - March 2018

Name or company name	Sneyd Green Dental Practice
Contract type name	GDS Contract
Purpose of contract	General
Contract start date	01/06/2010
Contract end date	

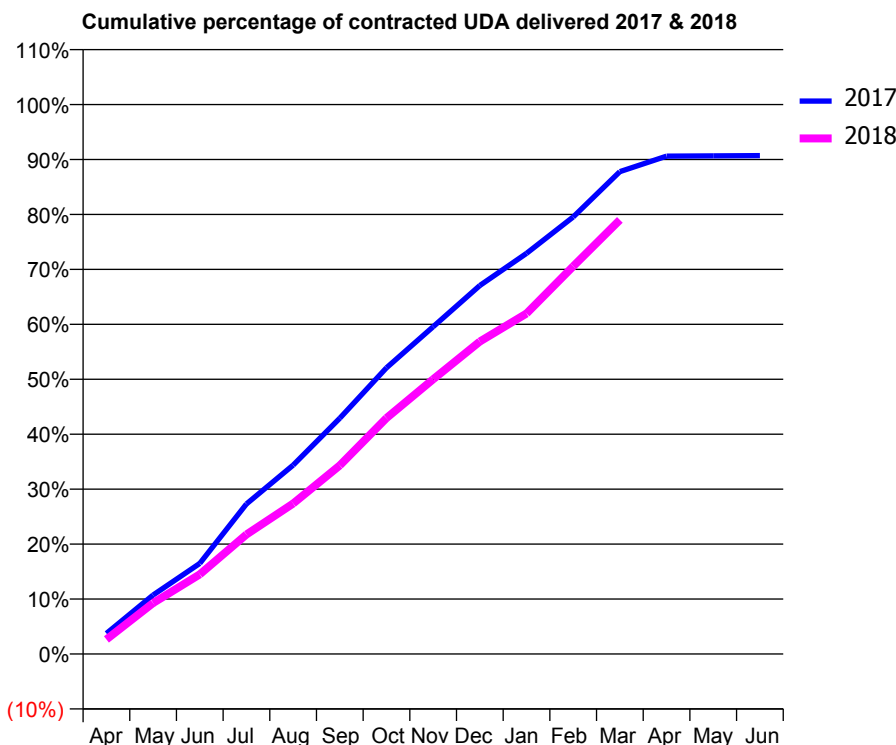
17/18 Contracted general activity (UDA)	26,893
Carry forward general activity (UDA)	0
17/18 Contracted orthodontic activity (UOA)	0
Carry forward orthodontic activity (UOA)	0
Baseline contract value	£763,042.12

ACCESS*

Patients seen in 24 months	Total	Change since previous quarter
Quarter ending March 2017	9,231	
Quarter ending June 2017	9,074	↓
Quarter ending September 2017	8,920	↓
Quarter ending December 2017	8,941	→
Quarter ending March 2018	9,048	→
Variance since March 2017	(2.0%)	↓



ACTIVITY



Month	Adjusted Scheduled Activity (UDA)	
	2017	2018
April	1,011	717
May	2,886	2,498
June	4,436	3,900
July	7,348	5,848
August	9,243	7,366
September	11,538	9,233
October	14,005	11,547
November	16,017	13,445
December	18,034	15,296
January	19,605	16,666
February	21,390	18,974
March	23,608	21,246
April	24,366	
May	24,381	
June	24,388	

QUALITY

	Quantity	Base Number	Contract	AT	Region	England
% of FP17s for the same patient ID Re-attending within 3 months - Children	164	3,017	5.4%	10.1%	11.6%	11.9%
% of FP17s for the same patient ID Re-attending within 3 months - Adults	819	8,041	10.2%	13.5%	15.4%	16.0%
% of FP17s for the same patient ID Re-attending between 3 & 9 months - Children	1,593	3,017	52.8%	59.8%	59.4%	58.3%
% of FP17s for the same patient ID Re-attending between 3 & 9 months - Adults	4,189	8,041	52.1%	54.2%	51.3%	50.3%
% of FP17s for Band 1 Urgent Courses	580	10,670	5.4%	7.2%	8.0%	9.1%
% of FP17s Relating to Free Repair or Replacements	142	10,670	1.3%	0.9%	0.8%	0.8%
% of FP17s Relating to Continuations	98	10,670	0.9%	1.2%	1.0%	1.0%
% of Patients satisfied with the dentistry they have received	10	10	100.0%	91.0%	91.7%	91.5%
% of Patients satisfied with the time they had to wait for an appointment	7	10	70.0%	89.4%	88.3%	87.9%

* This is based on patients treated on this contract for their most recent course of treatment. Figures in italics indicate the base number of FP17s or Patient Questionnaire responses are less than 100. N/A is shown where the base number of responses is less than 10 during the period. % is calculated as Quantity/Base number*100

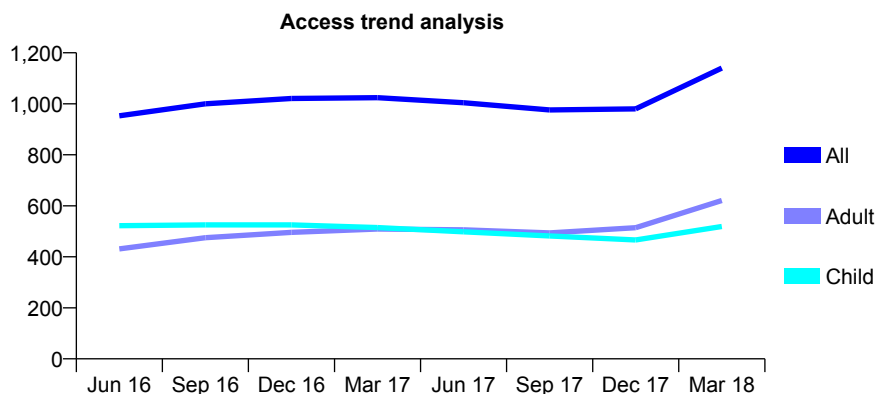
Q60 - Vital Signs At a Glance Contract Report for 120227/0001 - March 2018

Name or company name	SpaDental Wem LLP
Contract type name	GDS Contract
Purpose of contract	General
Contract start date	01/04/2015
Contract end date	

17/18 Contracted general activity (UDA)	2,870
Carry forward general activity (UDA)	89
17/18 Contracted orthodontic activity (UOA)	0
Carry forward orthodontic activity (UOA)	0
Baseline contract value	£73,331.73

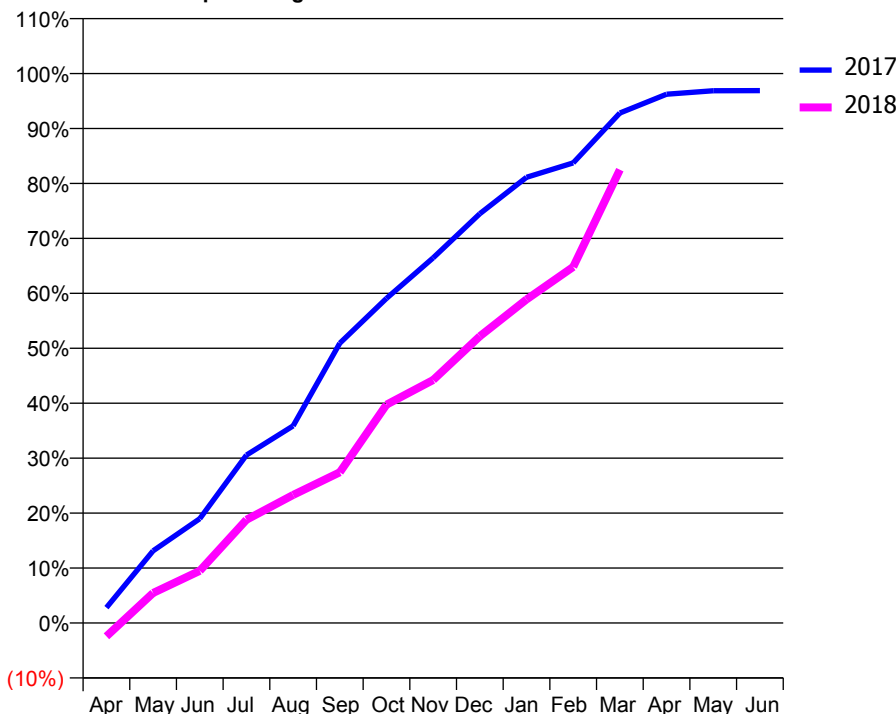
ACCESS*

Patients seen in 24 months	Total	Change since previous quarter
Quarter ending March 2017	1,024	
Quarter ending June 2017	1,004	↓
Quarter ending September 2017	976	↓
Quarter ending December 2017	980	→
Quarter ending March 2018	1,140	↑
Variance since March 2017	11.3%	↑



ACTIVITY

Cumulative percentage of contracted UDA delivered 2017 & 2018



Adjusted Scheduled Activity (UDA)

Month	2017	2018
April	80	-70
May	377	157
June	545	272
July	877	540
August	1,030	669
September	1,462	787
October	1,696	1,141
November	1,908	1,269
December	2,138	1,498
January	2,328	1,690
February	2,403	1,860
March	2,663	2,367
April	2,762	
May	2,780	
June	2,781	

QUALITY

	Quantity	Base Number	Contract	AT	Region	England
% of FP17s for the same patient ID Re-attending within 3 months - Children	85	1,016	8.4%	10.1%	11.6%	11.9%
% of FP17s for the same patient ID Re-attending within 3 months - Adults	92	780	11.8%	13.5%	15.4%	16.0%
% of FP17s for the same patient ID Re-attending between 3 & 9 months - Children	734	1,016	72.2%	59.8%	59.4%	58.3%
% of FP17s for the same patient ID Re-attending between 3 & 9 months - Adults	457	780	58.6%	54.2%	51.3%	50.3%
% of FP17s for Band 1 Urgent Courses	62	1,705	3.6%	7.2%	8.0%	9.1%
% of FP17s Relating to Free Repair or Replacements	0	1,705	0.0%	0.9%	0.8%	0.8%
% of FP17s Relating to Continuations	14	1,705	0.8%	1.2%	1.0%	1.0%
% of Patients satisfied with the dentistry they have received	1	1	N/A	91.0%	91.7%	91.5%
% of Patients satisfied with the time they had to wait for an appointment	1	1	N/A	89.4%	88.3%	87.9%

* This is based on patients treated on this contract for their most recent course of treatment. Figures in italics indicate the base number of FP17s or Patient Questionnaire responses are less than 100. N/A is shown where the base number of responses is less than 10 during the period. % is calculated as Quantity/Base number*100

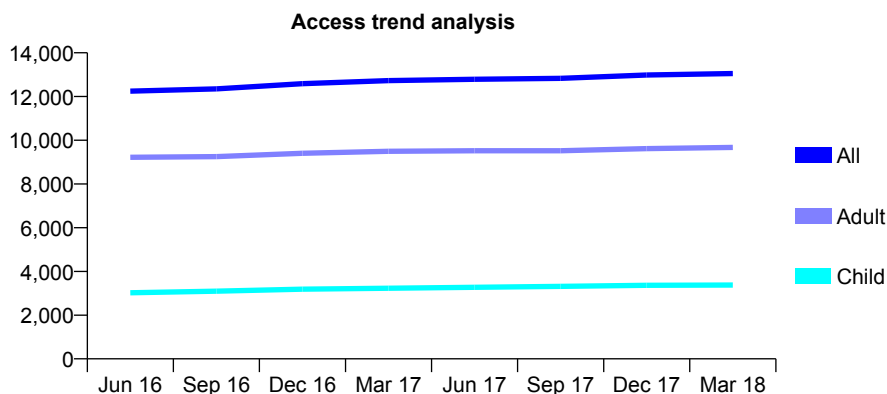
Q60 - Vital Signs At a Glance Contract Report for 121363/0001 - March 2018

Name or company name	Boulevard Dental Practice
Contract type name	GDS Contract
Purpose of contract	General
Contract start date	01/12/2010
Contract end date	

17/18 Contracted general activity (UDA)	30,024
Carry forward general activity (UDA)	1,117
17/18 Contracted orthodontic activity (UOA)	0
Carry forward orthodontic activity (UOA)	0
Baseline contract value	£833,367.13

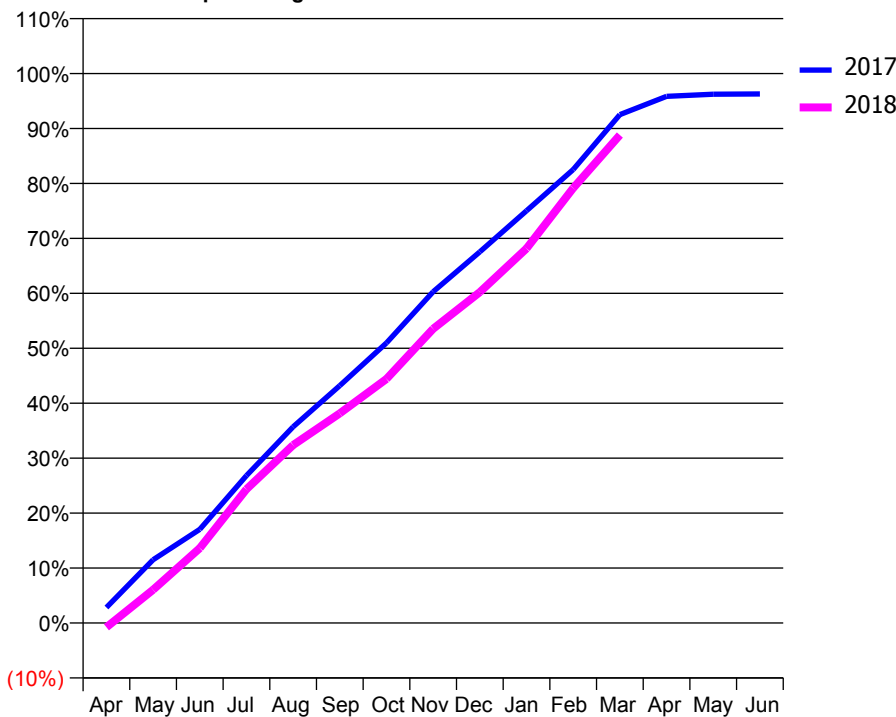
ACCESS*

Patients seen in 24 months	Total	Change since previous quarter
Quarter ending March 2017	12,726	
Quarter ending June 2017	12,790	→
Quarter ending September 2017	12,831	→
Quarter ending December 2017	12,985	→
Quarter ending March 2018	13,049	→
Variance since March 2017	2.5%	↑



ACTIVITY

Cumulative percentage of contracted UDA delivered 2017 & 2018



Month	Adjusted Scheduled Activity (UDA)	
	2017	2018
April	848	-237
May	3,456	1,819
June	5,117	4,091
July	8,058	7,310
August	10,725	9,725
September	12,971	11,457
October	15,307	13,339
November	18,103	16,076
December	20,280	18,080
January	22,527	20,464
February	24,776	23,763
March	27,775	26,662
April	28,777	
May	28,890	
June	28,907	

QUALITY

	Quantity	Base Number	Contract	AT	Region	England
% of FP17s for the same patient ID Re-attending within 3 months - Children	214	4,530	4.7%	10.1%	11.6%	11.9%
% of FP17s for the same patient ID Re-attending within 3 months - Adults	903	10,535	8.6%	13.5%	15.4%	16.0%
% of FP17s for the same patient ID Re-attending between 3 & 9 months - Children	2,596	4,530	57.3%	59.8%	59.4%	58.3%
% of FP17s for the same patient ID Re-attending between 3 & 9 months - Adults	3,470	10,535	32.9%	54.2%	51.3%	50.3%
% of FP17s for Band 1 Urgent Courses	403	14,517	2.8%	7.2%	8.0%	9.1%
% of FP17s Relating to Free Repair or Replacements	16	14,517	0.1%	0.9%	0.8%	0.8%
% of FP17s Relating to Continuations	206	14,517	1.4%	1.2%	1.0%	1.0%
% of Patients satisfied with the dentistry they have received	17	21	81.0%	91.0%	91.7%	91.5%
% of Patients satisfied with the time they had to wait for an appointment	17	21	81.0%	89.4%	88.3%	87.9%

* This is based on patients treated on this contract for their most recent course of treatment. Figures in italics indicate the base number of FP17s or Patient Questionnaire responses are less than 100. N/A is shown where the base number of responses is less than 10 during the period. % is calculated as Quantity/Base number*100

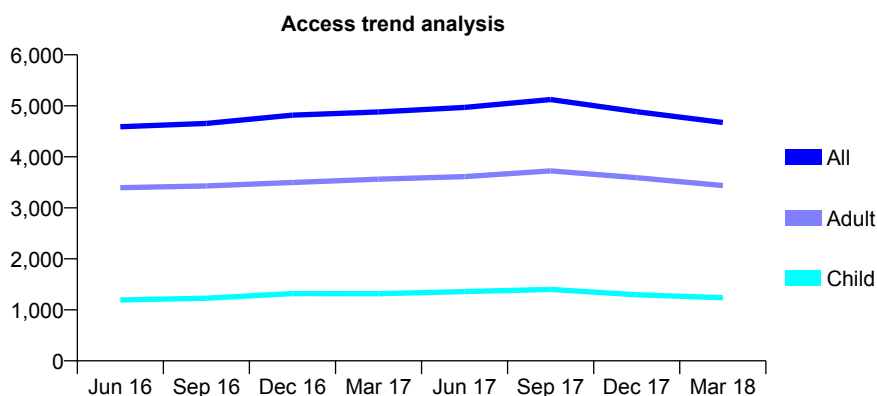
Q60 - Vital Signs At a Glance Contract Report for 121495/0001 - March 2018

Name or company name	The Smileworks Ltd
Contract type name	GDS Contract
Purpose of contract	General
Contract start date	01/12/2009
Contract end date	

17/18 Contracted general activity (UDA)	18,313
Carry forward general activity (UDA)	-366
17/18 Contracted orthodontic activity (UOA)	0
Carry forward orthodontic activity (UOA)	0
Baseline contract value	£516,329.19

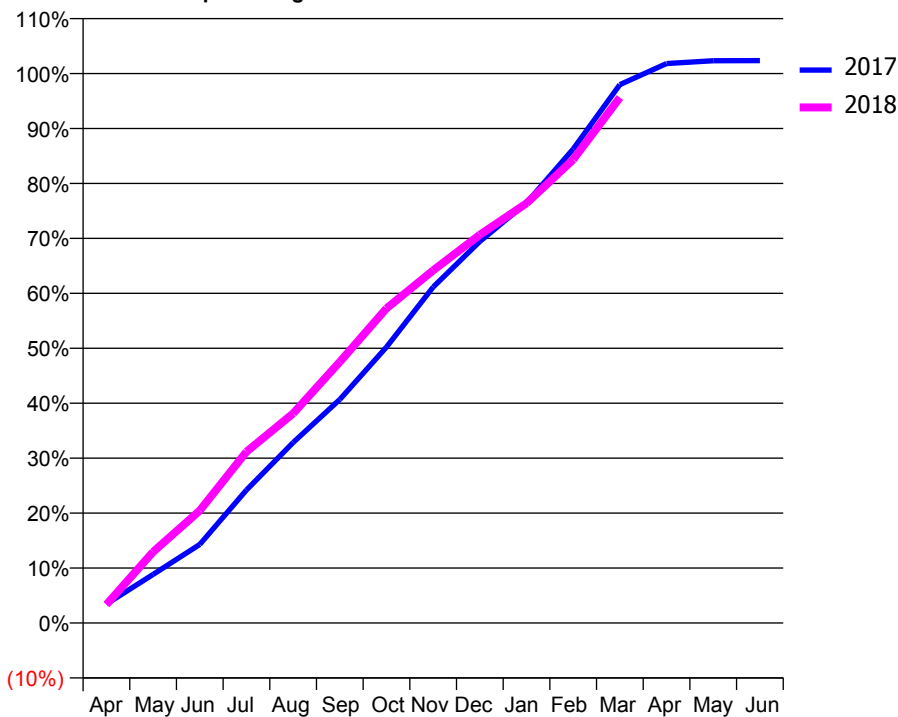
ACCESS*

Patients seen in 24 months	Total	Change since previous quarter
Quarter ending March 2017	4,879	
Quarter ending June 2017	4,969	→
Quarter ending September 2017	5,122	↑
Quarter ending December 2017	4,886	↓
Quarter ending March 2018	4,674	↓
Variance since March 2017	(4.2%)	↓



ACTIVITY

Cumulative percentage of contracted UDA delivered 2017 & 2018



Month	Adjusted Scheduled Activity (UDA)	
	2017	2018
April	633	615
May	1,620	2,371
June	2,619	3,749
July	4,434	5,707
August	6,015	6,984
September	7,449	8,702
October	9,196	10,484
November	11,198	11,750
December	12,715	12,939
January	14,000	13,987
February	15,798	15,445
March	17,942	17,512
April	18,645	
May	18,738	
June	18,743	

QUALITY

	Quantity	Base Number	Contract	AT	Region	England
% of FP17s for the same patient ID Re-attending within 3 months - Children	139	2,030	6.8%	10.1%	11.6%	11.9%
% of FP17s for the same patient ID Re-attending within 3 months - Adults	819	5,396	15.2%	13.5%	15.4%	16.0%
% of FP17s for the same patient ID Re-attending between 3 & 9 months - Children	1,235	2,030	60.8%	59.8%	59.4%	58.3%
% of FP17s for the same patient ID Re-attending between 3 & 9 months - Adults	2,792	5,396	51.7%	54.2%	51.3%	50.3%
% of FP17s for Band 1 Urgent Courses	763	7,103	10.7%	7.2%	8.0%	9.1%
% of FP17s Relating to Free Repair or Replacements	70	7,103	1.0%	0.9%	0.8%	0.8%
% of FP17s Relating to Continuations	160	7,103	2.3%	1.2%	1.0%	1.0%
% of Patients satisfied with the dentistry they have received	13	16	81.3%	91.0%	91.7%	91.5%
% of Patients satisfied with the time they had to wait for an appointment	15	16	93.8%	89.4%	88.3%	87.9%

* This is based on patients treated on this contract for their most recent course of treatment. Figures in italics indicate the base number of FP17s or Patient Questionnaire responses are less than 100. N/A is shown where the base number of responses is less than 10 during the period. % is calculated as Quantity/Base number*100

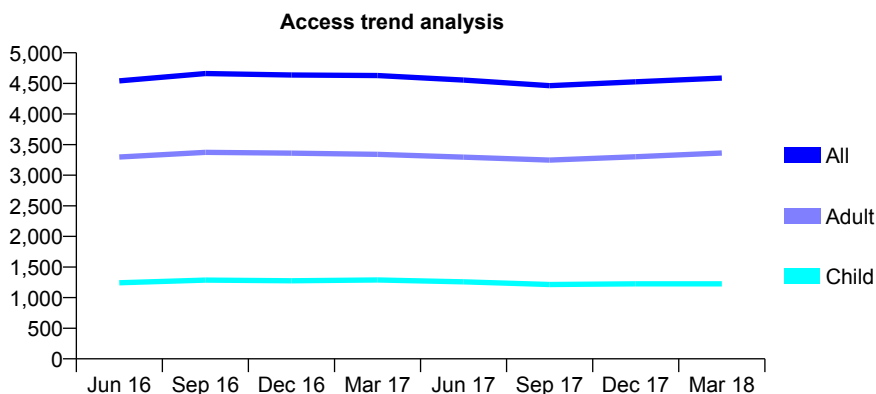
Q60 - Vital Signs At a Glance Contract Report for 121495/0002 - March 2018

Name or company name	The Smileworks Ltd
Contract type name	GDS Contract
Purpose of contract	General and Orthodontic
Contract start date	01/12/2009
Contract end date	

17/18 Contracted general activity (UDA)	10,000
Carry forward general activity (UDA)	-136
17/18 Contracted orthodontic activity (UOA)	932
Carry forward orthodontic activity (UOA)	10
Baseline contract value	£316,870.85

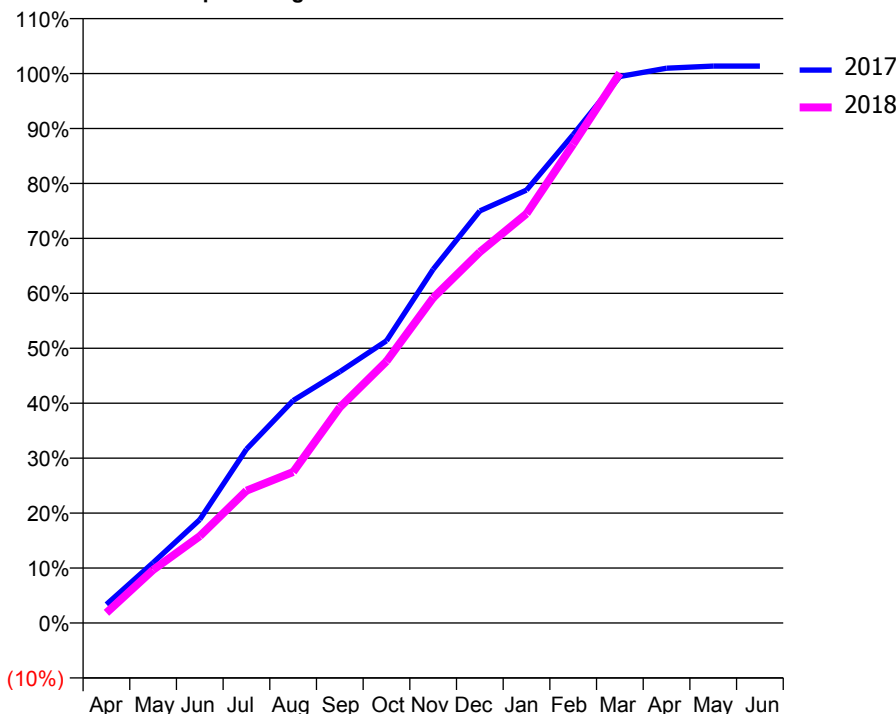
ACCESS*

Patients seen in 24 months	Total	Change since previous quarter
Quarter ending March 2017	4,629	
Quarter ending June 2017	4,554	↓
Quarter ending September 2017	4,462	↓
Quarter ending December 2017	4,527	→
Quarter ending March 2018	4,588	→
Variance since March 2017	(0.9%)	→



ACTIVITY

Cumulative percentage of contracted UDA delivered 2017 & 2018



Month	Adjusted Scheduled Activity (UDA)	
	2017	2018
April	339	186
May	1,098	968
June	1,881	1,581
July	3,163	2,409
August	4,049	2,748
September	4,573	3,925
October	5,135	4,763
November	6,437	5,917
December	7,501	6,753
January	7,879	7,448
February	8,887	8,713
March	9,946	10,010
April	10,095	
May	10,136	
June	10,136	

QUALITY

	Quantity	Base Number	Contract	AT	Region	England
% of FP17s for the same patient ID Re-attending within 3 months - Children	143	2,035	7.0%	10.1%	11.6%	11.9%
% of FP17s for the same patient ID Re-attending within 3 months - Adults	567	4,897	11.6%	13.5%	15.4%	16.0%
% of FP17s for the same patient ID Re-attending between 3 & 9 months - Children	1,117	2,035	54.9%	59.8%	59.4%	58.3%
% of FP17s for the same patient ID Re-attending between 3 & 9 months - Adults	2,418	4,897	49.4%	54.2%	51.3%	50.3%
% of FP17s for Band 1 Urgent Courses	706	5,881	12.0%	7.2%	8.0%	9.1%
% of FP17s Relating to Free Repair or Replacements	19	5,881	0.3%	0.9%	0.8%	0.8%
% of FP17s Relating to Continuations	41	5,881	0.7%	1.2%	1.0%	1.0%
% of Patients satisfied with the dentistry they have received	3	4	N/A	91.0%	91.7%	91.5%
% of Patients satisfied with the time they had to wait for an appointment	3	4	N/A	89.4%	88.3%	87.9%

* This is based on patients treated on this contract for their most recent course of treatment. Figures in italics indicate the base number of FP17s or Patient Questionnaire responses are less than 100. N/A is shown where the base number of responses is less than 10 during the period. % is calculated as Quantity/Base number*100

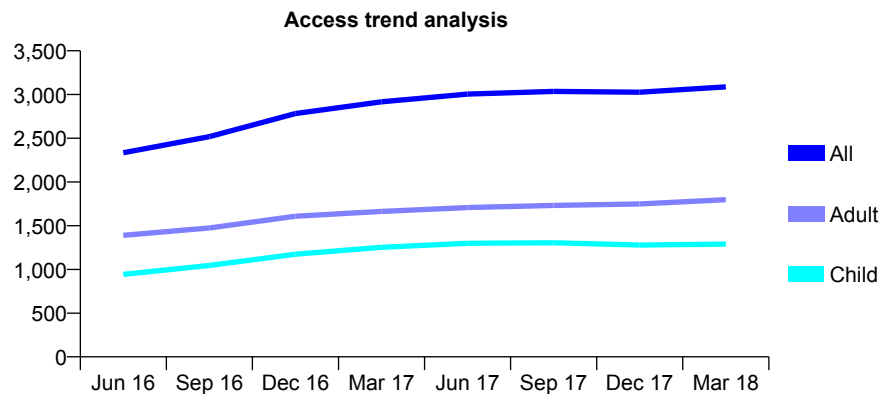
Q60 - Vital Signs At a Glance Contract Report for 123153/0001 - March 2018

Name or company name	MAF Dentistry Ltd
Contract type name	GDS Contract
Purpose of contract	General
Contract start date	01/04/2010
Contract end date	

17/18 Contracted general activity (UDA)	8,804
Carry forward general activity (UDA)	0
17/18 Contracted orthodontic activity (UOA)	0
Carry forward orthodontic activity (UOA)	0
Baseline contract value	£202,270.67

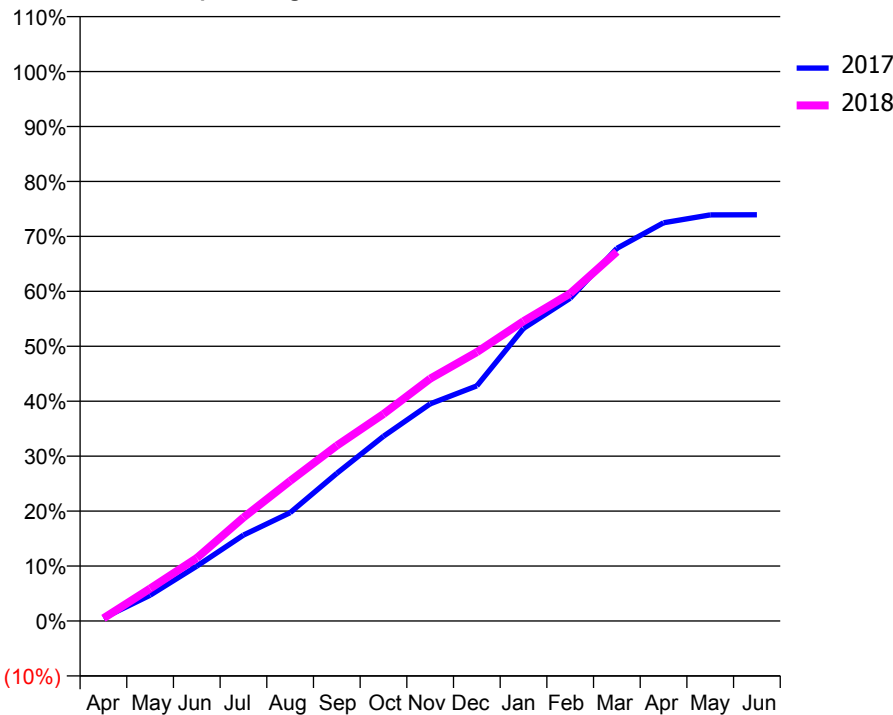
ACCESS*

Patients seen in 24 months	Total	Change since previous quarter
Quarter ending March 2017	2,916	
Quarter ending June 2017	3,005	↑
Quarter ending September 2017	3,036	→
Quarter ending December 2017	3,027	→
Quarter ending March 2018	3,088	↑
Variance since March 2017	5.9%	↑



ACTIVITY

Cumulative percentage of contracted UDA delivered 2017 & 2018



Month	Adjusted Scheduled Activity (UDA)	
	2017	2018
April	46	43
May	390	521
June	829	1,009
July	1,297	1,659
August	1,637	2,245
September	2,231	2,811
October	2,789	3,317
November	3,280	3,882
December	3,551	4,308
January	4,419	4,805
February	4,874	5,248
March	5,627	5,916
April	6,013	
May	6,132	
June	6,133	

QUALITY

	Quantity	Base Number	Contract	AT	Region	England
% of FP17s for the same patient ID Re-attending within 3 months - Children	67	1,874	3.6%	10.1%	11.6%	11.9%
% of FP17s for the same patient ID Re-attending within 3 months - Adults	246	2,394	10.3%	13.5%	15.4%	16.0%
% of FP17s for the same patient ID Re-attending between 3 & 9 months - Children	1,219	1,874	65.0%	59.8%	59.4%	58.3%
% of FP17s for the same patient ID Re-attending between 3 & 9 months - Adults	1,469	2,394	61.4%	54.2%	51.3%	50.3%
% of FP17s for Band 1 Urgent Courses	141	3,954	3.6%	7.2%	8.0%	9.1%
% of FP17s Relating to Free Repair or Replacements	9	3,954	0.2%	0.9%	0.8%	0.8%
% of FP17s Relating to Continuations	15	3,954	0.4%	1.2%	1.0%	1.0%
% of Patients satisfied with the dentistry they have received	5	5	N/A	91.0%	91.7%	91.5%
% of Patients satisfied with the time they had to wait for an appointment	5	5	N/A	89.4%	88.3%	87.9%

* This is based on patients treated on this contract for their most recent course of treatment. Figures in italics indicate the base number of FP17s or Patient Questionnaire responses are less than 100. N/A is shown where the base number of responses is less than 10 during the period. % is calculated as Quantity/Base number*100

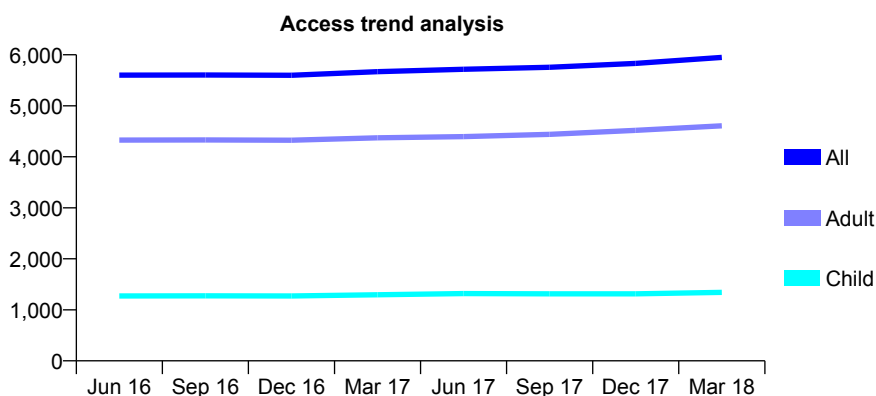
Q60 - Vital Signs At a Glance Contract Report for 124540/0001 - March 2018

Name or company name	Campbell Dental Practice Limited
Contract type name	GDS Contract
Purpose of contract	General
Contract start date	01/04/2014
Contract end date	

17/18 Contracted general activity (UDA)	23,388
Carry forward general activity (UDA)	351
17/18 Contracted orthodontic activity (UOA)	0
Carry forward orthodontic activity (UOA)	0
Baseline contract value	£536,929.34

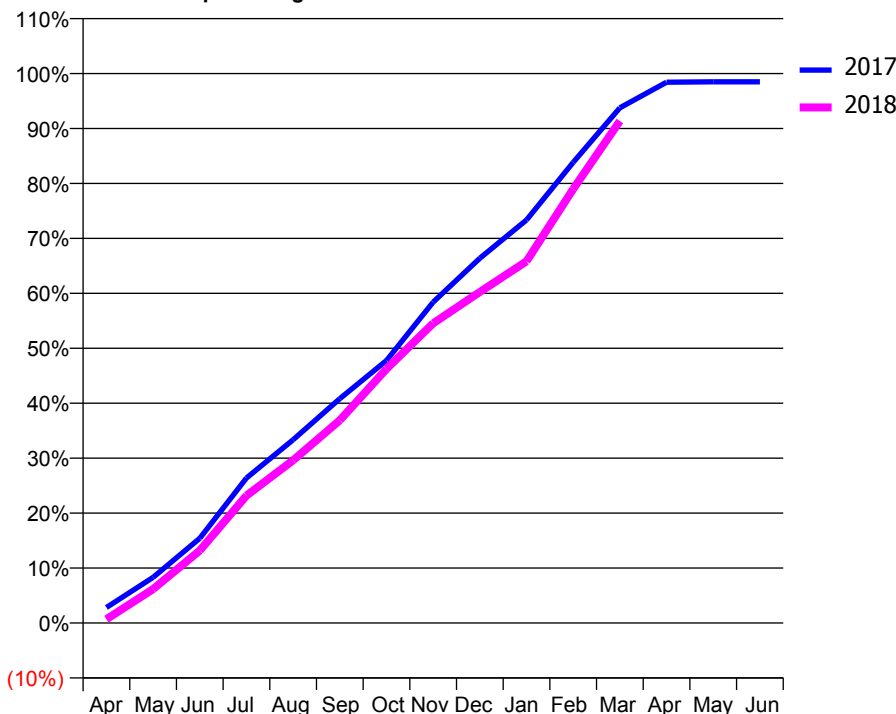
ACCESS*

Patients seen in 24 months	Total	Change since previous quarter
Quarter ending March 2017	5,669	
Quarter ending June 2017	5,716	→
Quarter ending September 2017	5,756	→
Quarter ending December 2017	5,831	→
Quarter ending March 2018	5,949	↑
Variance since March 2017	4.9%	↑



ACTIVITY

Cumulative percentage of contracted UDA delivered 2017 & 2018



Month	Adjusted Scheduled Activity (UDA)	
	2017	2018
April	661	160
May	1,945	1,447
June	3,608	3,085
July	6,172	5,423
August	7,801	6,930
September	9,550	8,628
October	11,175	10,814
November	13,656	12,758
December	15,524	14,090
January	17,154	15,394
February	19,607	18,474
March	21,925	21,367
April	23,020	
May	23,037	
June	23,037	

QUALITY

	Quantity	Base Number	Contract	AT	Region	England
% of FP17s for the same patient ID Re-attending within 3 months - Children	176	2,142	8.2%	10.1%	11.6%	11.9%
% of FP17s for the same patient ID Re-attending within 3 months - Adults	1,179	7,120	16.6%	13.5%	15.4%	16.0%
% of FP17s for the same patient ID Re-attending between 3 & 9 months - Children	1,370	2,142	64.0%	59.8%	59.4%	58.3%
% of FP17s for the same patient ID Re-attending between 3 & 9 months - Adults	4,234	7,120	59.5%	54.2%	51.3%	50.3%
% of FP17s for Band 1 Urgent Courses	574	8,919	6.4%	7.2%	8.0%	9.1%
% of FP17s Relating to Free Repair or Replacements	133	8,919	1.5%	0.9%	0.8%	0.8%
% of FP17s Relating to Continuations	100	8,919	1.1%	1.2%	1.0%	1.0%
% of Patients satisfied with the dentistry they have received	10	10	100.0%	91.0%	91.7%	91.5%
% of Patients satisfied with the time they had to wait for an appointment	9	10	90.0%	89.4%	88.3%	87.9%

* This is based on patients treated on this contract for their most recent course of treatment. Figures in italics indicate the base number of FP17s or Patient Questionnaire responses are less than 100. N/A is shown where the base number of responses is less than 10 during the period. % is calculated as Quantity/Base number*100

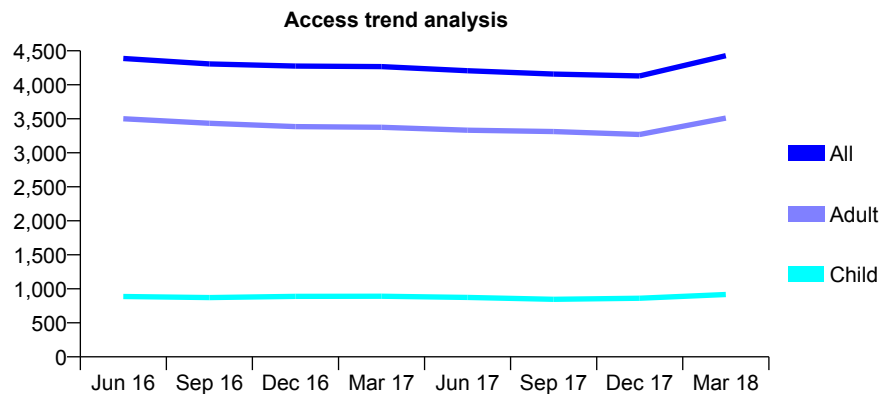
Q60 - Vital Signs At a Glance Contract Report for 126950/0001 - March 2018

Name or company name	Monkmoor Dental Practice
Contract type name	GDS Contract
Purpose of contract	General
Contract start date	01/12/2013
Contract end date	

17/18 Contracted general activity (UDA)	14,051
Carry forward general activity (UDA)	225
17/18 Contracted orthodontic activity (UOA)	0
Carry forward orthodontic activity (UOA)	0
Baseline contract value	£335,016.83

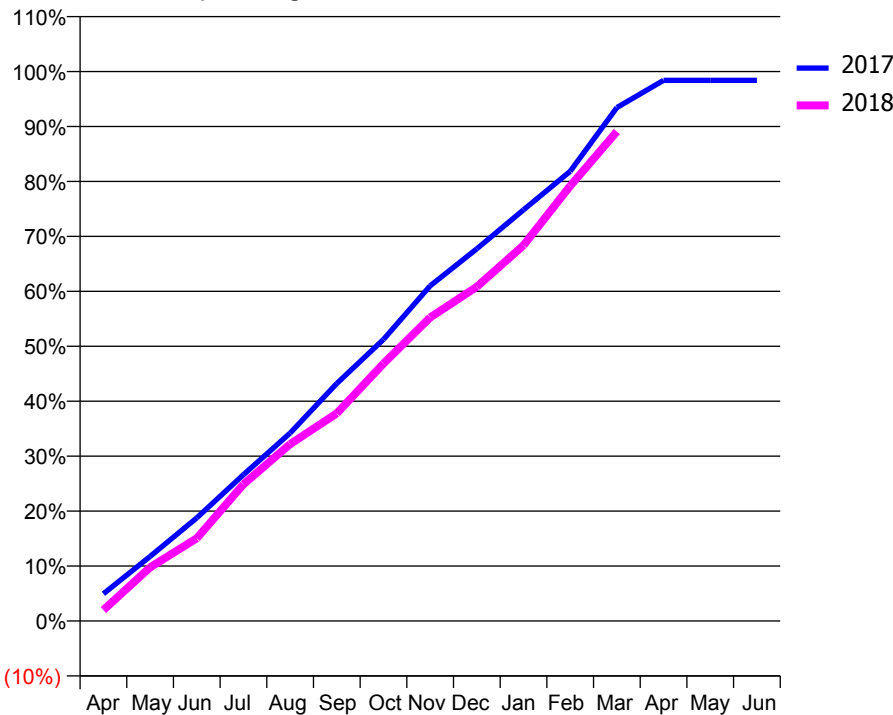
ACCESS*

Patients seen in 24 months	Total	Change since previous quarter
Quarter ending March 2017	4,268	
Quarter ending June 2017	4,206	↓
Quarter ending September 2017	4,158	↓
Quarter ending December 2017	4,131	→
Quarter ending March 2018	4,428	↑
Variance since March 2017	3.7%	↑



ACTIVITY

Cumulative percentage of contracted UDA delivered 2017 & 2018



Month	Adjusted Scheduled Activity (UDA)	
	2017	2018
April	698	281
May	1,652	1,374
June	2,637	2,116
July	3,741	3,497
August	4,804	4,524
September	6,073	5,310
October	7,198	6,581
November	8,570	7,761
December	9,519	8,548
January	10,516	9,606
February	11,500	11,123
March	13,130	12,516
April	13,823	
May	13,826	
June	13,826	

QUALITY

	Quantity	Base Number	Contract	AT	Region	England
% of FP17s for the same patient ID Re-attending within 3 months - Children	150	1,575	9.5%	10.1%	11.6%	11.9%
% of FP17s for the same patient ID Re-attending within 3 months - Adults	634	5,293	12.0%	13.5%	15.4%	16.0%
% of FP17s for the same patient ID Re-attending between 3 & 9 months - Children	970	1,575	61.6%	59.8%	59.4%	58.3%
% of FP17s for the same patient ID Re-attending between 3 & 9 months - Adults	3,082	5,293	58.2%	54.2%	51.3%	50.3%
% of FP17s for Band 1 Urgent Courses	613	6,621	9.3%	7.2%	8.0%	9.1%
% of FP17s Relating to Free Repair or Replacements	45	6,621	0.7%	0.9%	0.8%	0.8%
% of FP17s Relating to Continuations	5	6,621	0.1%	1.2%	1.0%	1.0%
% of Patients satisfied with the dentistry they have received	12	13	92.3%	91.0%	91.7%	91.5%
% of Patients satisfied with the time they had to wait for an appointment	13	13	100.0%	89.4%	88.3%	87.9%

* This is based on patients treated on this contract for their most recent course of treatment. Figures in italics indicate the base number of FP17s or Patient Questionnaire responses are less than 100. N/A is shown where the base number of responses is less than 10 during the period. % is calculated as Quantity/Base number*100

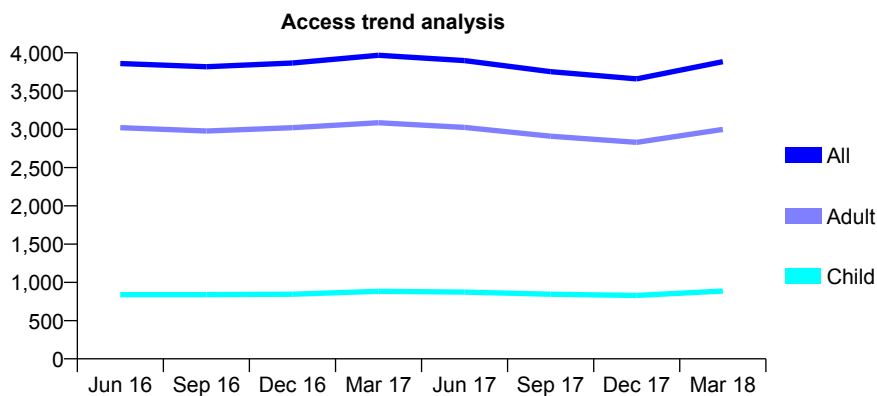
Q60 - Vital Signs At a Glance Contract Report for 127779/0001 - March 2018

Name or company name	Brookhouse Dental Practice
Contract type name	GDS Contract
Purpose of contract	General
Contract start date	29/01/2010
Contract end date	

17/18 Contracted general activity (UDA)	13,000
Carry forward general activity (UDA)	962
17/18 Contracted orthodontic activity (UOA)	0
Carry forward orthodontic activity (UOA)	0
Baseline contract value	£316,864.25

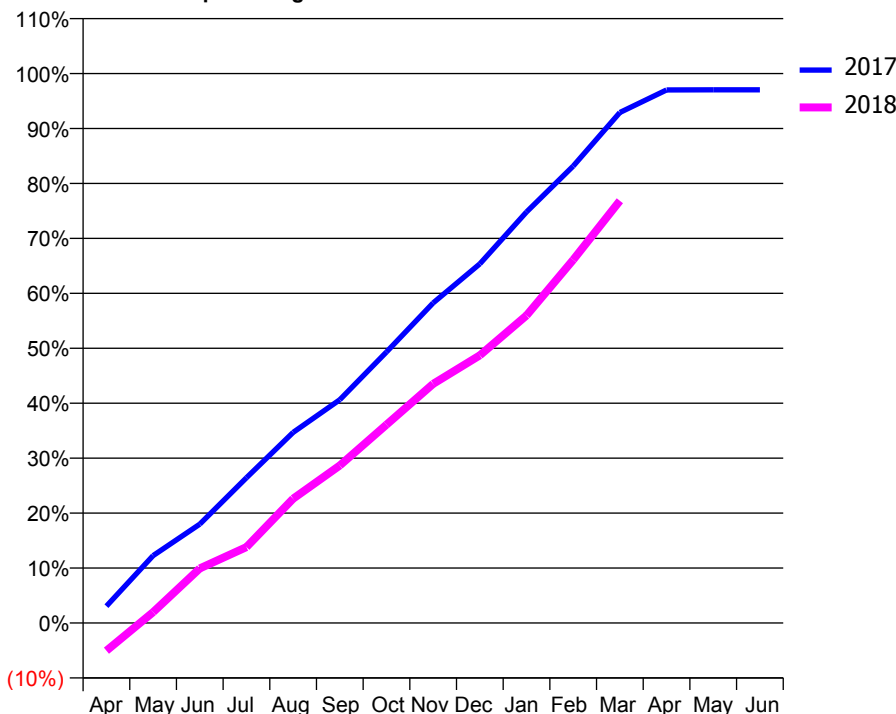
ACCESS*

Patients seen in 24 months	Total	Change since previous quarter
Quarter ending March 2017	3,967	
Quarter ending June 2017	3,898	↓
Quarter ending September 2017	3,754	↓
Quarter ending December 2017	3,659	↓
Quarter ending March 2018	3,884	↑
Variance since March 2017	(2.1%)	↓



ACTIVITY

Cumulative percentage of contracted UDA delivered 2017 & 2018



Month	Adjusted Scheduled Activity (UDA)	
	2017	2018
April	400	-659
May	1,594	257
June	2,338	1,292
July	3,438	1,798
August	4,510	2,941
September	5,283	3,727
October	6,413	4,694
November	7,574	5,657
December	8,498	6,333
January	9,725	7,278
February	10,811	8,593
March	12,078	9,988
April	12,610	
May	12,615	
June	12,615	

QUALITY

	Quantity	Base Number	Contract	AT	Region	England
% of FP17s for the same patient ID Re-attending within 3 months - Children	73	1,268	5.8%	10.1%	11.6%	11.9%
% of FP17s for the same patient ID Re-attending within 3 months - Adults	349	3,971	8.8%	13.5%	15.4%	16.0%
% of FP17s for the same patient ID Re-attending between 3 & 9 months - Children	753	1,268	59.4%	59.8%	59.4%	58.3%
% of FP17s for the same patient ID Re-attending between 3 & 9 months - Adults	2,498	3,971	62.9%	54.2%	51.3%	50.3%
% of FP17s for Band 1 Urgent Courses	276	5,004	5.5%	7.2%	8.0%	9.1%
% of FP17s Relating to Free Repair or Replacements	25	5,004	0.5%	0.9%	0.8%	0.8%
% of FP17s Relating to Continuations	53	5,004	1.1%	1.2%	1.0%	1.0%
% of Patients satisfied with the dentistry they have received	8	8	N/A	91.0%	91.7%	91.5%
% of Patients satisfied with the time they had to wait for an appointment	8	8	N/A	89.4%	88.3%	87.9%

* This is based on patients treated on this contract for their most recent course of treatment. Figures in italics indicate the base number of FP17s or Patient Questionnaire responses are less than 100. N/A is shown where the base number of responses is less than 10 during the period. % is calculated as Quantity/Base number*100

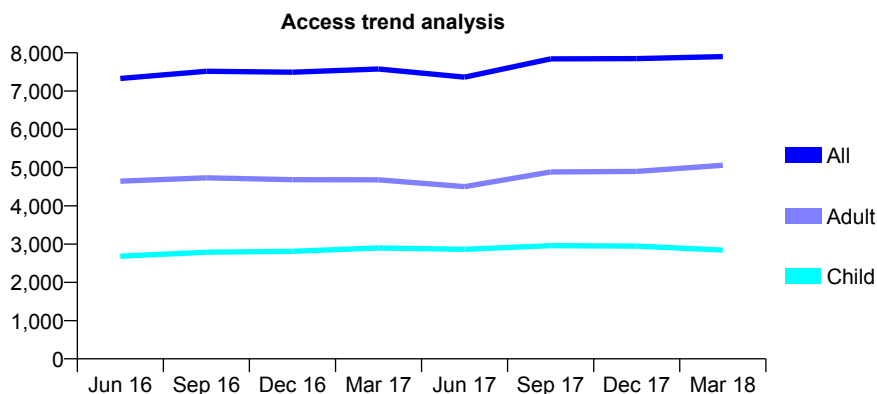
Q60 - Vital Signs At a Glance Contract Report for 130354/0004 - March 2018

Name or company name	NHS Trust
Contract type name	Pilot Contract
Purpose of contract	General
Contract start date	01/11/2013
Contract end date	31/03/2019

17/18 Contracted general activity (UDA)	18,386
Carry forward general activity (UDA)	0
17/18 Contracted orthodontic activity (UOA)	0
Carry forward orthodontic activity (UOA)	0
Baseline contract value	£0.00

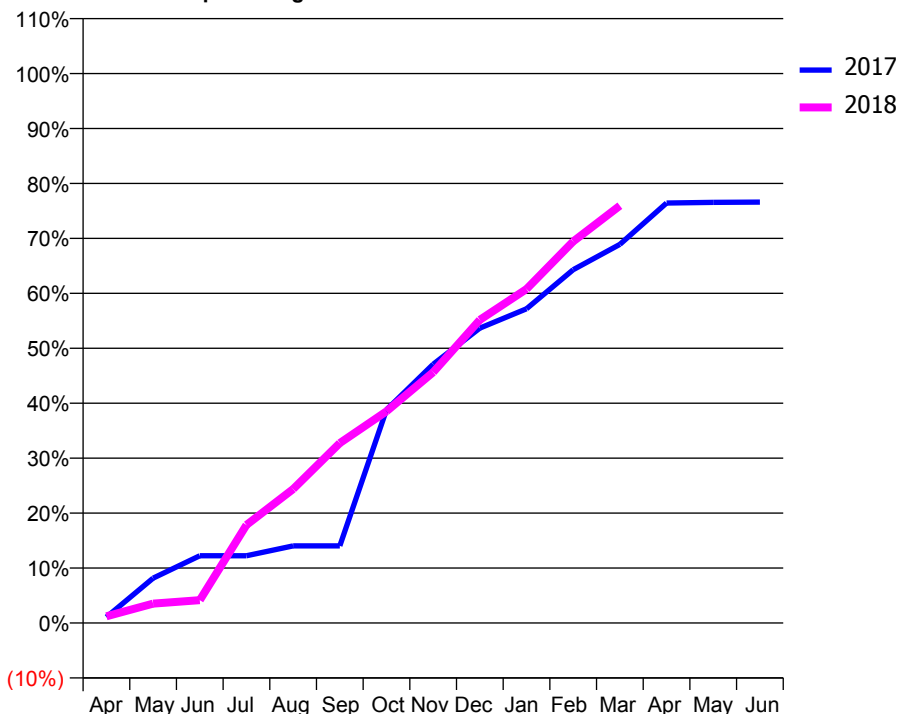
ACCESS*

Patients seen in 24 months	Total	Change since previous quarter
Quarter ending March 2017	7,578	
Quarter ending June 2017	7,365	↓
Quarter ending September 2017	7,842	↑
Quarter ending December 2017	7,848	→
Quarter ending March 2018	7,902	→
Variance since March 2017	4.3%	↑



ACTIVITY

Cumulative percentage of contracted UDA delivered 2017 & 2018



Month	Adjusted Scheduled Activity (UDA)	
	2017	2018
April	196	223
May	1,502	648
June	2,251	765
July	2,251	3,282
August	2,579	4,483
September	2,579	6,023
October	7,135	7,083
November	8,659	8,391
December	9,865	10,146
January	10,513	11,174
February	11,823	12,768
March	12,667	13,962
April	14,052	
May	14,073	
June	14,082	

QUALITY

	Quantity	Base Number	Contract	AT	Region	England
% of FP17s for the same patient ID Re-attending within 3 months - Children	453	4,605	9.8%	10.1%	11.6%	11.9%
% of FP17s for the same patient ID Re-attending within 3 months - Adults	550	6,781	8.1%	13.5%	15.4%	16.0%
% of FP17s for the same patient ID Re-attending between 3 & 9 months - Children	1,620	4,605	35.2%	59.8%	59.4%	58.3%
% of FP17s for the same patient ID Re-attending between 3 & 9 months - Adults	949	6,781	14.0%	54.2%	51.3%	50.3%
% of FP17s for Band 1 Urgent Courses	4,494	9,475	47.4%	7.2%	8.0%	9.1%
% of FP17s Relating to Free Repair or Replacements	0	9,475	0.0%	0.9%	0.8%	0.8%
% of FP17s Relating to Continuations	74	9,475	0.8%	1.2%	1.0%	1.0%
% of Patients satisfied with the dentistry they have received	1	1	N/A	91.0%	91.7%	91.5%
% of Patients satisfied with the time they had to wait for an appointment	1	1	N/A	89.4%	88.3%	87.9%

* This is based on patients treated on this contract for their most recent course of treatment. Figures in italics indicate the base number of FP17s or Patient Questionnaire responses are less than 100. N/A is shown where the base number of responses is less than 10 during the period. % is calculated as Quantity/Base number*100

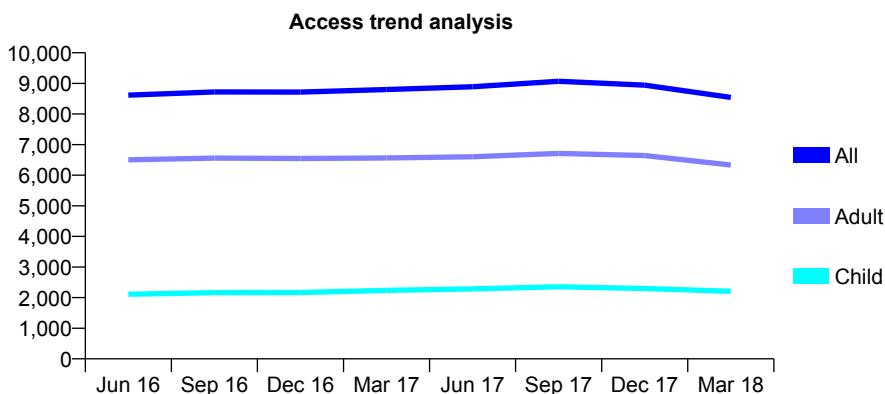
Q60 - Vital Signs At a Glance Contract Report for 131407/0001 - March 2018

Name or company name	Tamworth House Dental Practice
Contract type name	GDS Contract
Purpose of contract	General
Contract start date	14/01/2010
Contract end date	

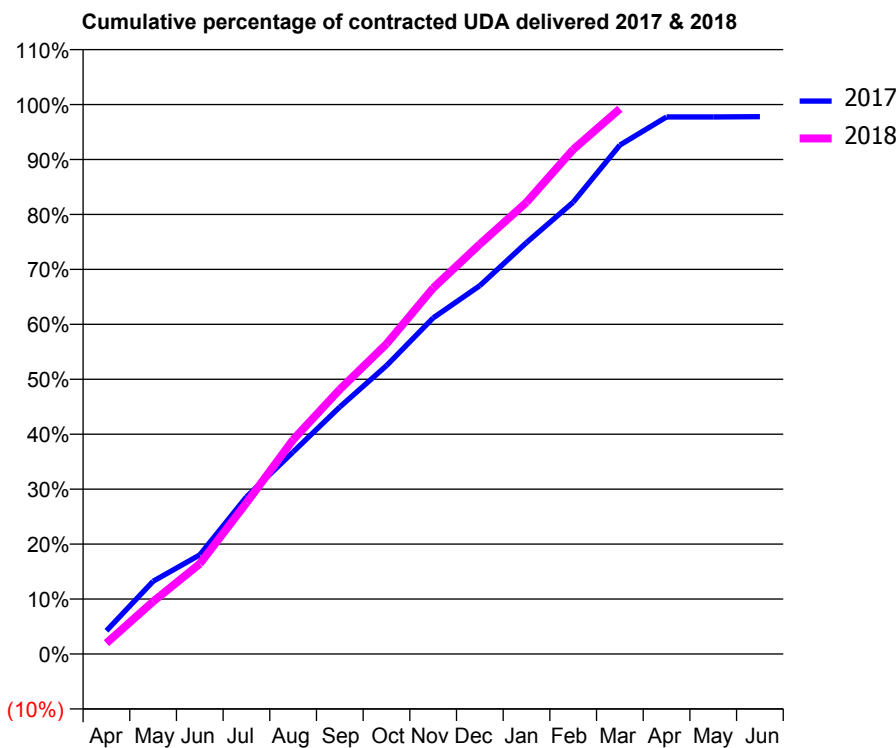
17/18 Contracted general activity (UDA)	20,000
Carry forward general activity (UDA)	443
17/18 Contracted orthodontic activity (UOA)	0
Carry forward orthodontic activity (UOA)	0
Baseline contract value	£498,263.95

ACCESS*

Patients seen in 24 months	Total	Change since previous quarter
Quarter ending March 2017	8,801	
Quarter ending June 2017	8,892	→
Quarter ending September 2017	9,069	→
Quarter ending December 2017	8,942	↓
Quarter ending March 2018	8,541	↓
Variance since March 2017	(3.0%)	↓



ACTIVITY



Month	Adjusted Scheduled Activity (UDA)	
	2017	2018
April	847	398
May	2,646	1,910
June	3,609	3,285
July	5,721	5,500
August	7,357	7,801
September	8,992	9,632
October	10,496	11,288
November	12,232	13,319
December	13,410	14,916
January	14,973	16,441
February	16,446	18,362
March	18,525	19,845
April	19,545	
May	19,545	
June	19,557	

QUALITY

	Quantity	Base Number	Contract	AT	Region	England
% of FP17s for the same patient ID Re-attending within 3 months - Children	210	2,977	7.1%	10.1%	11.6%	11.9%
% of FP17s for the same patient ID Re-attending within 3 months - Adults	1,220	7,984	15.3%	13.5%	15.4%	16.0%
% of FP17s for the same patient ID Re-attending between 3 & 9 months - Children	1,762	2,977	59.2%	59.8%	59.4%	58.3%
% of FP17s for the same patient ID Re-attending between 3 & 9 months - Adults	3,975	7,984	49.8%	54.2%	51.3%	50.3%
% of FP17s for Band 1 Urgent Courses	829	9,920	8.4%	7.2%	8.0%	9.1%
% of FP17s Relating to Free Repair or Replacements	72	9,920	0.7%	0.9%	0.8%	0.8%
% of FP17s Relating to Continuations	105	9,920	1.1%	1.2%	1.0%	1.0%
% of Patients satisfied with the dentistry they have received	9	10	90.0%	91.0%	91.7%	91.5%
% of Patients satisfied with the time they had to wait for an appointment	9	10	90.0%	89.4%	88.3%	87.9%

* This is based on patients treated on this contract for their most recent course of treatment. Figures in italics indicate the base number of FP17s or Patient Questionnaire responses are less than 100. N/A is shown where the base number of responses is less than 10 during the period. % is calculated as Quantity/Base number*100

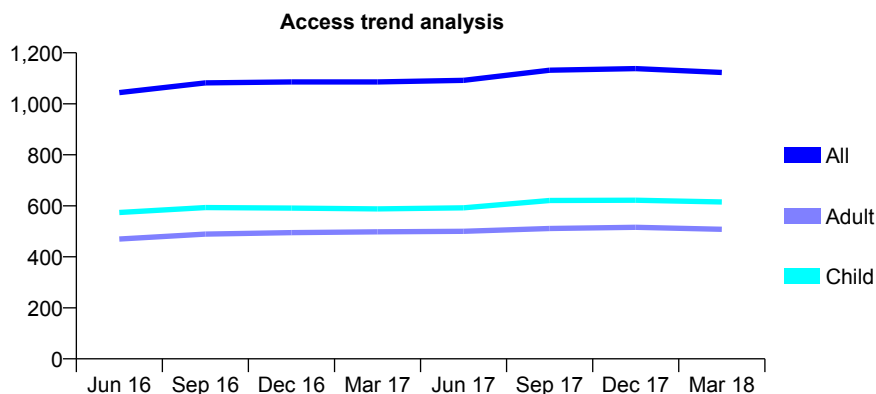
Q60 - Vital Signs At a Glance Contract Report for 131512/0001 - March 2018

Name or company name	Bridge Dental Practice Ltd
Contract type name	GDS Contract
Purpose of contract	General
Contract start date	01/08/2009
Contract end date	

17/18 Contracted general activity (UDA)	2,882
Carry forward general activity (UDA)	1
17/18 Contracted orthodontic activity (UOA)	0
Carry forward orthodontic activity (UOA)	0
Baseline contract value	£65,680.70

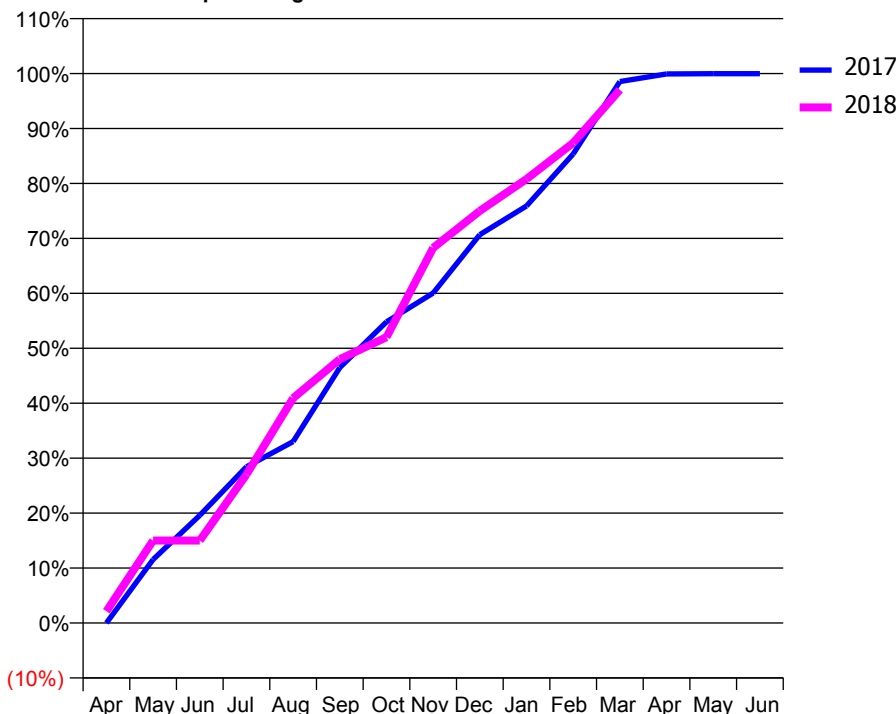
ACCESS*

Patients seen in 24 months	Total	Change since previous quarter
Quarter ending March 2017	1,086	
Quarter ending June 2017	1,092	→
Quarter ending September 2017	1,132	↑
Quarter ending December 2017	1,138	→
Quarter ending March 2018	1,123	↓
Variance since March 2017	3.4%	↑



ACTIVITY

Cumulative percentage of contracted UDA delivered 2017 & 2018



Month	Adjusted Scheduled Activity (UDA)	
	2017	2018
April	0	62
May	333	433
June	565	433
July	819	779
August	951	1,180
September	1,340	1,384
October	1,579	1,499
November	1,730	1,968
December	2,037	2,161
January	2,187	2,329
February	2,460	2,518
March	2,840	2,796
April	2,880	
May	2,881	
June	2,881	

QUALITY

	Quantity	Base Number	Contract	AT	Region	England
% of FP17s for the same patient ID Re-attending within 3 months - Children	86	992	8.7%	10.1%	11.6%	11.9%
% of FP17s for the same patient ID Re-attending within 3 months - Adults	175	746	23.5%	13.5%	15.4%	16.0%
% of FP17s for the same patient ID Re-attending between 3 & 9 months - Children	634	992	63.9%	59.8%	59.4%	58.3%
% of FP17s for the same patient ID Re-attending between 3 & 9 months - Adults	409	746	54.8%	54.2%	51.3%	50.3%
% of FP17s for Band 1 Urgent Courses	121	1,711	7.1%	7.2%	8.0%	9.1%
% of FP17s Relating to Free Repair or Replacements	0	1,711	0.0%	0.9%	0.8%	0.8%
% of FP17s Relating to Continuations	0	1,711	0.0%	1.2%	1.0%	1.0%
% of Patients satisfied with the dentistry they have received	1	1	N/A	91.0%	91.7%	91.5%
% of Patients satisfied with the time they had to wait for an appointment	1	1	N/A	89.4%	88.3%	87.9%

* This is based on patients treated on this contract for their most recent course of treatment. Figures in italics indicate the base number of FP17s or Patient Questionnaire responses are less than 100. N/A is shown where the base number of responses is less than 10 during the period. % is calculated as Quantity/Base number*100

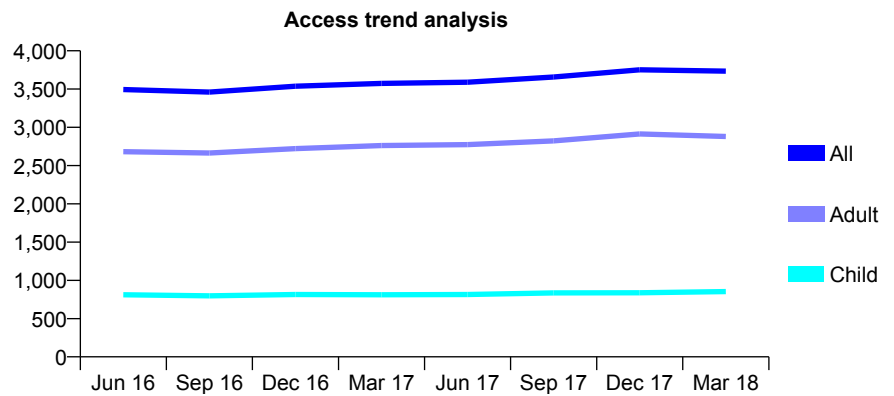
Q60 - Vital Signs At a Glance Contract Report for 133272/0001 - March 2018

Name or company name	Pall Mall Dental Limited
Contract type name	GDS Contract
Purpose of contract	General
Contract start date	01/07/2008
Contract end date	

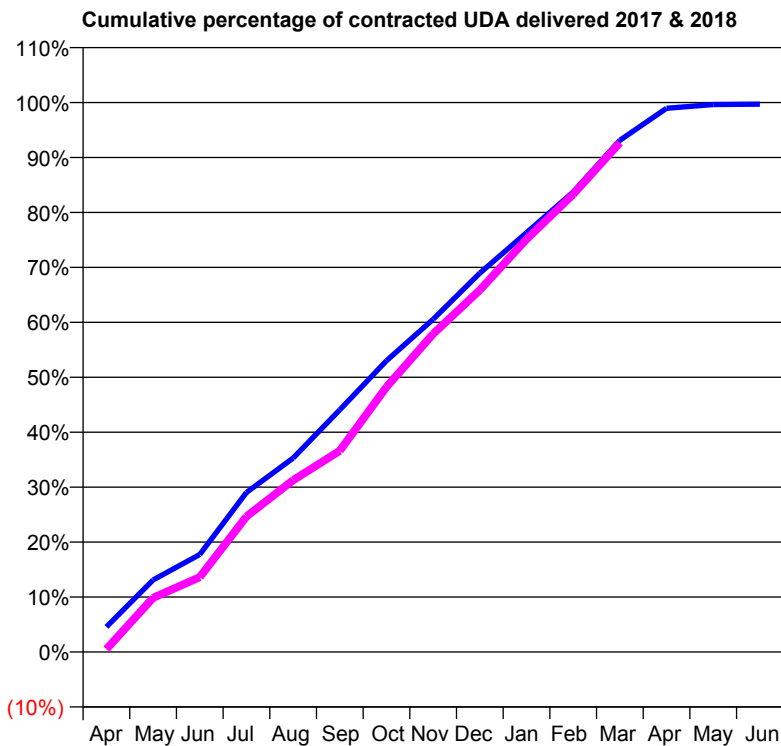
17/18 Contracted general activity (UDA)	12,793
Carry forward general activity (UDA)	40
17/18 Contracted orthodontic activity (UOA)	0
Carry forward orthodontic activity (UOA)	0
Baseline contract value	£350,567.07

ACCESS*

Patients seen in 24 months	Total	Change since previous quarter
Quarter ending March 2017	3,574	
Quarter ending June 2017	3,589	→
Quarter ending September 2017	3,658	→
Quarter ending December 2017	3,751	↑
Quarter ending March 2018	3,734	→
Variance since March 2017	4.5%	↑



ACTIVITY



Month	Adjusted Scheduled Activity (UDA)	
	2017	2018
April	585	68
May	1,679	1,261
June	2,272	1,742
July	3,715	3,157
August	4,514	3,999
September	5,638	4,686
October	6,782	6,172
November	7,748	7,405
December	8,820	8,428
January	9,763	9,610
February	10,710	10,656
March	11,915	11,859
April	12,660	
May	12,745	
June	12,754	

QUALITY

	Quantity	Base Number	Contract	AT	Region	England
% of FP17s for the same patient ID Re-attending within 3 months - Children	104	1,318	7.9%	10.1%	11.6%	11.9%
% of FP17s for the same patient ID Re-attending within 3 months - Adults	709	4,166	17.0%	13.5%	15.4%	16.0%
% of FP17s for the same patient ID Re-attending between 3 & 9 months - Children	837	1,318	63.5%	59.8%	59.4%	58.3%
% of FP17s for the same patient ID Re-attending between 3 & 9 months - Adults	2,229	4,166	53.5%	54.2%	51.3%	50.3%
% of FP17s for Band 1 Urgent Courses	706	5,145	13.7%	7.2%	8.0%	9.1%
% of FP17s Relating to Free Repair or Replacements	38	5,145	0.7%	0.9%	0.8%	0.8%
% of FP17s Relating to Continuations	71	5,145	1.4%	1.2%	1.0%	1.0%
% of Patients satisfied with the dentistry they have received	5	5	N/A	91.0%	91.7%	91.5%
% of Patients satisfied with the time they had to wait for an appointment	3	5	N/A	89.4%	88.3%	87.9%

* This is based on patients treated on this contract for their most recent course of treatment. Figures in italics indicate the base number of FP17s or Patient Questionnaire responses are less than 100. N/A is shown where the base number of responses is less than 10 during the period. % is calculated as Quantity/Base number*100

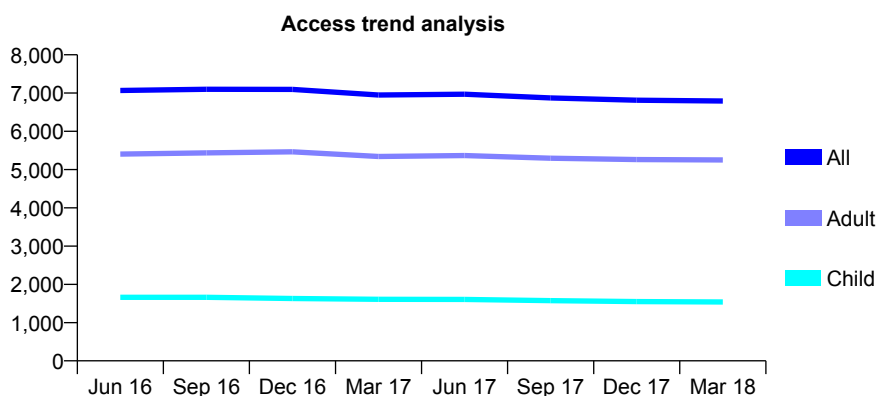
Q60 - Vital Signs At a Glance Contract Report for 133574/0001 - March 2018

Name or company name	The Dividy Road Dental Practice Partnersh
Contract type name	GDS Contract
Purpose of contract	General
Contract start date	22/12/2011
Contract end date	

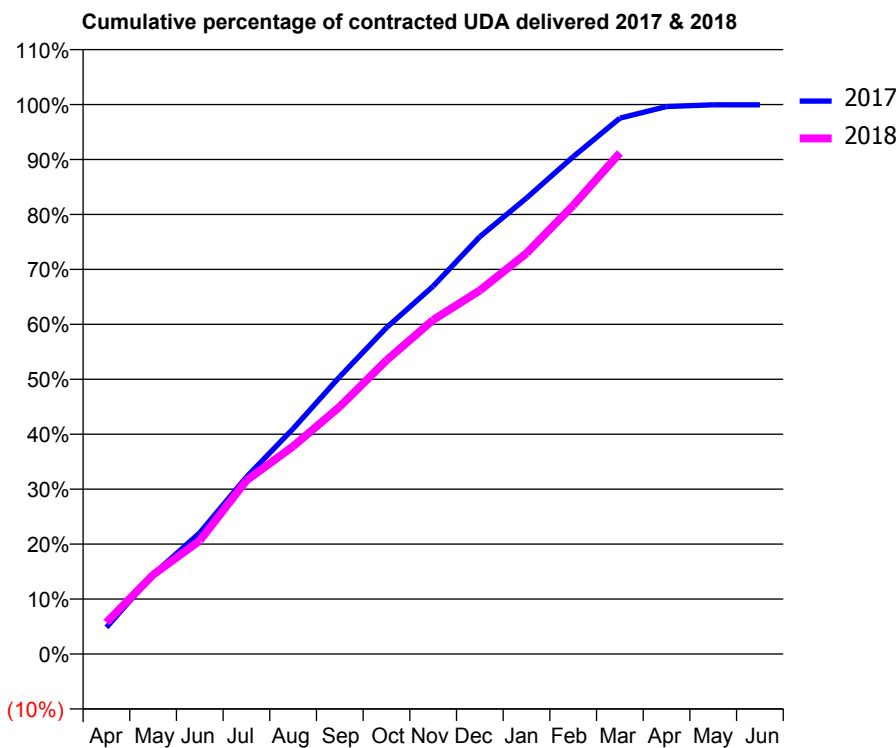
17/18 Contracted general activity (UDA)	20,205
Carry forward general activity (UDA)	9
17/18 Contracted orthodontic activity (UOA)	0
Carry forward orthodontic activity (UOA)	0
Baseline contract value	£501,082.39

ACCESS*

Patients seen in 24 months	Total	Change since previous quarter
Quarter ending March 2017	6,950	
Quarter ending June 2017	6,971	→
Quarter ending September 2017	6,871	↓
Quarter ending December 2017	6,812	→
Quarter ending March 2018	6,793	→
Variance since March 2017	(2.3%)	↓



ACTIVITY



Month	Adjusted Scheduled Activity (UDA)	
	2017	2018
April	977	1,161
May	2,926	2,917
June	4,460	4,170
July	6,511	6,381
August	8,283	7,639
September	10,199	9,100
October	12,000	10,799
November	13,527	12,284
December	15,345	13,367
January	16,766	14,735
February	18,284	16,498
March	19,702	18,421
April	20,131	
May	20,196	
June	20,196	

QUALITY

	Quantity	Base Number	Contract	AT	Region	England
% of FP17s for the same patient ID Re-attending within 3 months - Children	157	2,218	7.1%	10.1%	11.6%	11.9%
% of FP17s for the same patient ID Re-attending within 3 months - Adults	884	6,948	12.7%	13.5%	15.4%	16.0%
% of FP17s for the same patient ID Re-attending between 3 & 9 months - Children	1,311	2,218	59.1%	59.8%	59.4%	58.3%
% of FP17s for the same patient ID Re-attending between 3 & 9 months - Adults	3,686	6,948	53.1%	54.2%	51.3%	50.3%
% of FP17s for Band 1 Urgent Courses	711	8,913	8.0%	7.2%	8.0%	9.1%
% of FP17s Relating to Free Repair or Replacements	48	8,913	0.5%	0.9%	0.8%	0.8%
% of FP17s Relating to Continuations	133	8,913	1.5%	1.2%	1.0%	1.0%
% of Patients satisfied with the dentistry they have received	12	13	92.3%	91.0%	91.7%	91.5%
% of Patients satisfied with the time they had to wait for an appointment	11	13	84.6%	89.4%	88.3%	87.9%

* This is based on patients treated on this contract for their most recent course of treatment. Figures in italics indicate the base number of FP17s or Patient Questionnaire responses are less than 100. N/A is shown where the base number of responses is less than 10 during the period. % is calculated as Quantity/Base number*100

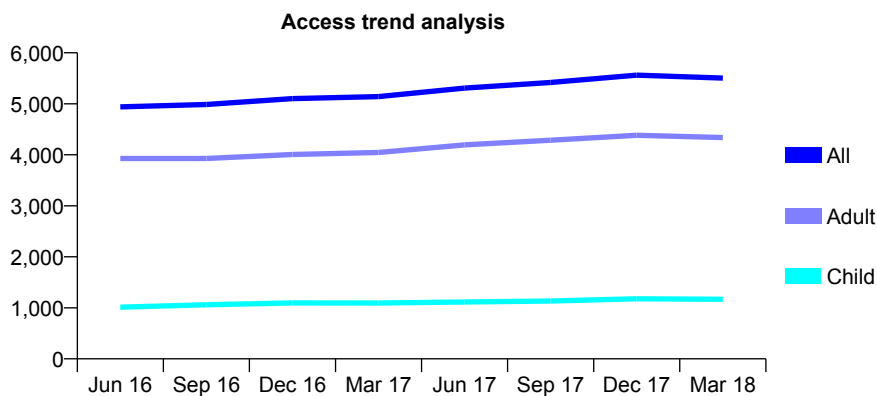
Q60 - Vital Signs At a Glance Contract Report for 136220/0001 - March 2018

Name or company name	Abbey House Dental Practice Limited
Contract type name	GDS Contract
Purpose of contract	General
Contract start date	01/06/2009
Contract end date	

17/18 Contracted general activity (UDA)	12,854
Carry forward general activity (UDA)	406
17/18 Contracted orthodontic activity (UOA)	0
Carry forward orthodontic activity (UOA)	0
Baseline contract value	£304,353.50

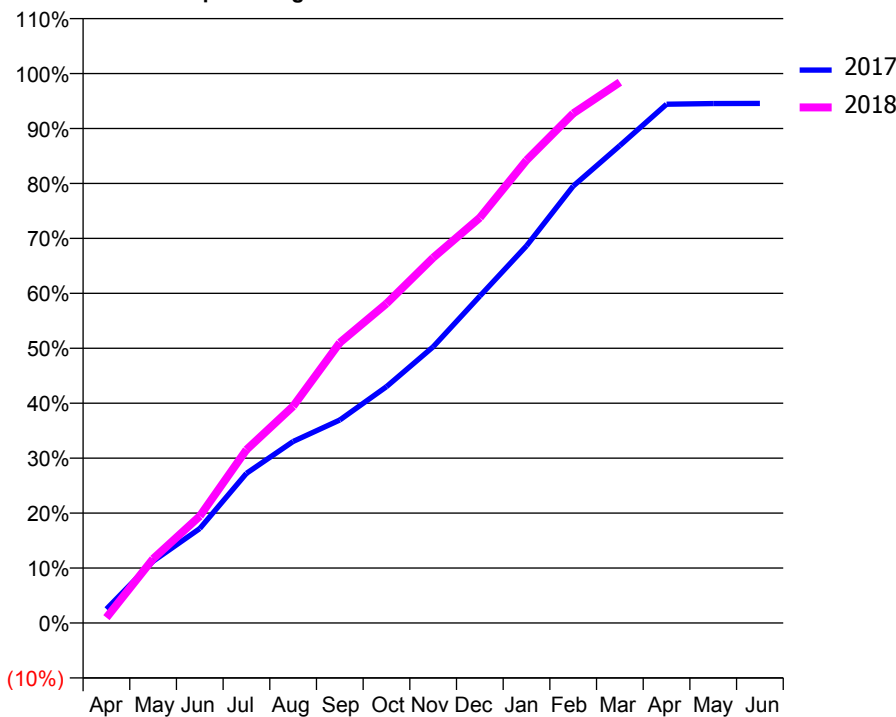
ACCESS*

Patients seen in 24 months	Total	Change since previous quarter
Quarter ending March 2017	5,141	
Quarter ending June 2017	5,308	↑
Quarter ending September 2017	5,419	↑
Quarter ending December 2017	5,562	↑
Quarter ending March 2018	5,505	↓
Variance since March 2017	7.1%	↑



ACTIVITY

Cumulative percentage of contracted UDA delivered 2017 & 2018



Month	Adjusted Scheduled Activity (UDA)	
	2017	2018
April	325	125
May	1,447	1,502
June	2,211	2,500
July	3,502	4,055
August	4,247	5,070
September	4,750	6,558
October	5,529	7,471
November	6,462	8,545
December	7,648	9,480
January	8,824	10,824
February	10,220	11,921
March	11,167	12,652
April	12,135	
May	12,152	
June	12,155	

QUALITY

	Quantity	Base Number	Contract	AT	Region	England
% of FP17s for the same patient ID Re-attending within 3 months - Children	108	1,701	6.3%	10.1%	11.6%	11.9%
% of FP17s for the same patient ID Re-attending within 3 months - Adults	629	5,352	11.8%	13.5%	15.4%	16.0%
% of FP17s for the same patient ID Re-attending between 3 & 9 months - Children	988	1,701	58.1%	59.8%	59.4%	58.3%
% of FP17s for the same patient ID Re-attending between 3 & 9 months - Adults	2,384	5,352	44.5%	54.2%	51.3%	50.3%
% of FP17s for Band 1 Urgent Courses	486	6,397	7.6%	7.2%	8.0%	9.1%
% of FP17s Relating to Free Repair or Replacements	40	6,397	0.6%	0.9%	0.8%	0.8%
% of FP17s Relating to Continuations	32	6,397	0.5%	1.2%	1.0%	1.0%
% of Patients satisfied with the dentistry they have received	8	8	N/A	91.0%	91.7%	91.5%
% of Patients satisfied with the time they had to wait for an appointment	8	8	N/A	89.4%	88.3%	87.9%

* This is based on patients treated on this contract for their most recent course of treatment. Figures in italics indicate the base number of FP17s or Patient Questionnaire responses are less than 100. N/A is shown where the base number of responses is less than 10 during the period. % is calculated as Quantity/Base number*100

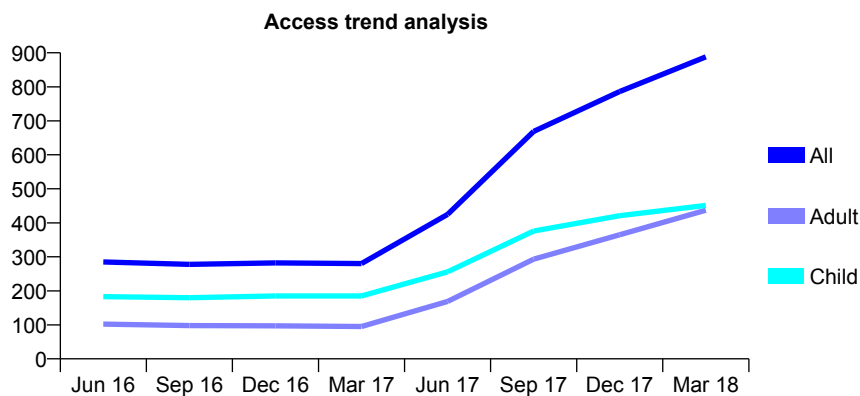
Q60 - Vital Signs At a Glance Contract Report for 136298/0001 - March 2018

Name or company name	MTM Dentistry Ltd
Contract type name	GDS Contract
Purpose of contract	General
Contract start date	01/04/2010
Contract end date	

17/18 Contracted general activity (UDA)	2,503
Carry forward general activity (UDA)	0
17/18 Contracted orthodontic activity (UOA)	0
Carry forward orthodontic activity (UOA)	0
Baseline contract value	£59,121.59

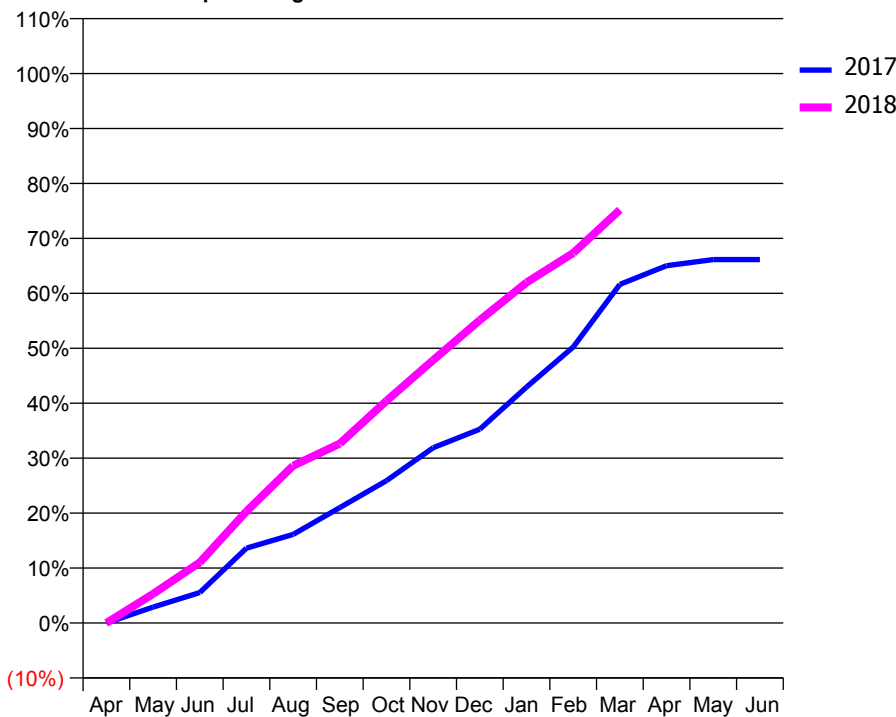
ACCESS*

Patients seen in 24 months	Total	Change since previous quarter
Quarter ending March 2017	280	
Quarter ending June 2017	425	↑
Quarter ending September 2017	669	↑
Quarter ending December 2017	786	↑
Quarter ending March 2018	888	↑
Variance since March 2017	217.1%	↑



ACTIVITY

Cumulative percentage of contracted UDA delivered 2017 & 2018



Month	Adjusted Scheduled Activity (UDA)	
	2017	2018
April	0	0
May	23	133
June	44	276
July	109	508
August	129	717
September	168	817
October	207	1,012
November	255	1,197
December	282	1,380
January	344	1,551
February	402	1,685
March	493	1,882
April	520	
May	529	
June	529	

QUALITY

	Quantity	Base Number	Contract	AT	Region	England
% of FP17s for the same patient ID Re-attending within 3 months - Children	35	674	5.2%	10.1%	11.6%	11.9%
% of FP17s for the same patient ID Re-attending within 3 months - Adults	52	610	8.5%	13.5%	15.4%	16.0%
% of FP17s for the same patient ID Re-attending between 3 & 9 months - Children	285	674	42.3%	59.8%	59.4%	58.3%
% of FP17s for the same patient ID Re-attending between 3 & 9 months - Adults	163	610	26.7%	54.2%	51.3%	50.3%
% of FP17s for Band 1 Urgent Courses	66	1,256	5.3%	7.2%	8.0%	9.1%
% of FP17s Relating to Free Repair or Replacements	0	1,256	0.0%	0.9%	0.8%	0.8%
% of FP17s Relating to Continuations	5	1,256	0.4%	1.2%	1.0%	1.0%
% of Patients satisfied with the dentistry they have received	2	2	N/A	91.0%	91.7%	91.5%
% of Patients satisfied with the time they had to wait for an appointment	2	2	N/A	89.4%	88.3%	87.9%

* This is based on patients treated on this contract for their most recent course of treatment. Figures in italics indicate the base number of FP17s or Patient Questionnaire responses are less than 100. N/A is shown where the base number of responses is less than 10 during the period. % is calculated as Quantity/Base number*100

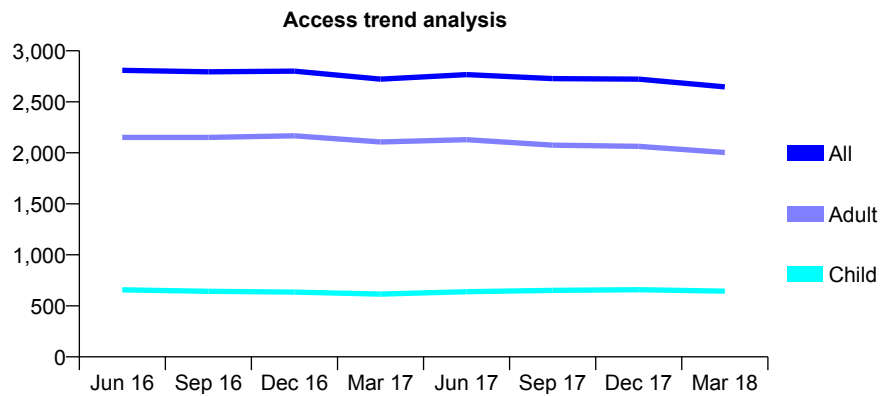
Q60 - Vital Signs At a Glance Contract Report for 138584/0001 - March 2018

Name or company name	SM Dental Care
Contract type name	GDS Contract
Purpose of contract	General
Contract start date	01/04/2014
Contract end date	

17/18 Contracted general activity (UDA)	6,567
Carry forward general activity (UDA)	-2
17/18 Contracted orthodontic activity (UOA)	0
Carry forward orthodontic activity (UOA)	0
Baseline contract value	£137,527.35

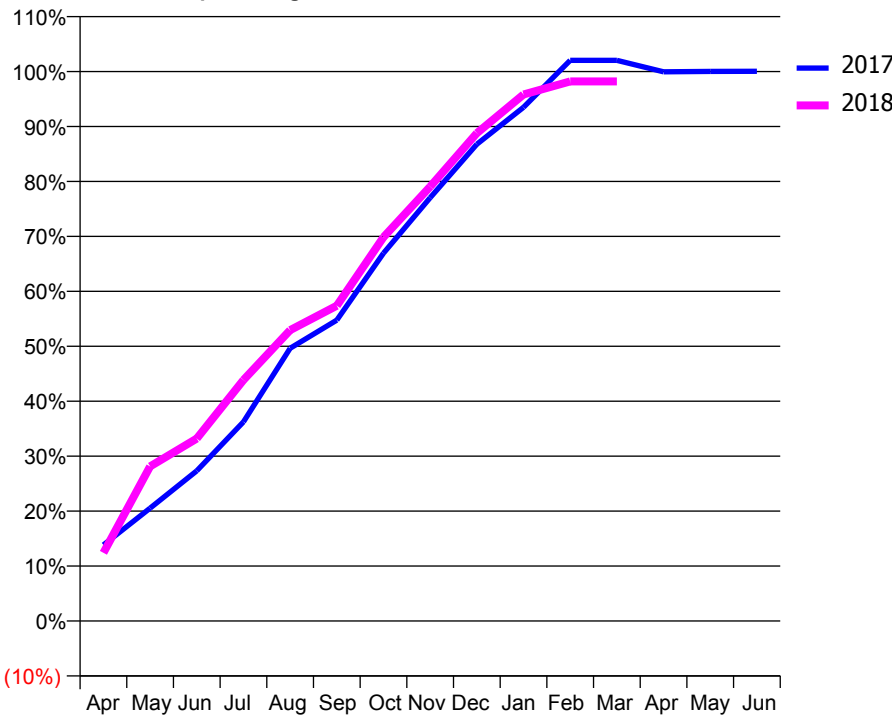
ACCESS*

Patients seen in 24 months	Total	Change since previous quarter
Quarter ending March 2017	2,722	
Quarter ending June 2017	2,767	→
Quarter ending September 2017	2,727	↓
Quarter ending December 2017	2,722	→
Quarter ending March 2018	2,647	↓
Variance since March 2017	(2.8%)	↓



ACTIVITY

Cumulative percentage of contracted UDA delivered 2017 & 2018



Month	Adjusted Scheduled Activity (UDA)	
	2017	2018
April	909	815
May	1,350	1,848
June	1,795	2,181
July	2,381	2,881
August	3,259	3,476
September	3,596	3,767
October	4,396	4,588
November	5,059	5,190
December	5,698	5,830
January	6,139	6,292
February	6,701	6,448
March	6,701	6,448
April	6,563	
May	6,568	
June	6,569	

QUALITY

	Quantity	Base Number	Contract	AT	Region	England
% of FP17s for the same patient ID Re-attending within 3 months - Children	69	931	7.4%	10.1%	11.6%	11.9%
% of FP17s for the same patient ID Re-attending within 3 months - Adults	289	2,832	10.2%	13.5%	15.4%	16.0%
% of FP17s for the same patient ID Re-attending between 3 & 9 months - Children	543	931	58.3%	59.8%	59.4%	58.3%
% of FP17s for the same patient ID Re-attending between 3 & 9 months - Adults	1,836	2,832	64.8%	54.2%	51.3%	50.3%
% of FP17s for Band 1 Urgent Courses	126	3,267	3.9%	7.2%	8.0%	9.1%
% of FP17s Relating to Free Repair or Replacements	8	3,267	0.2%	0.9%	0.8%	0.8%
% of FP17s Relating to Continuations	61	3,267	1.9%	1.2%	1.0%	1.0%
% of Patients satisfied with the dentistry they have received	3	3	N/A	91.0%	91.7%	91.5%
% of Patients satisfied with the time they had to wait for an appointment	3	3	N/A	89.4%	88.3%	87.9%

* This is based on patients treated on this contract for their most recent course of treatment. Figures in italics indicate the base number of FP17s or Patient Questionnaire responses are less than 100. N/A is shown where the base number of responses is less than 10 during the period. % is calculated as Quantity/Base number*100

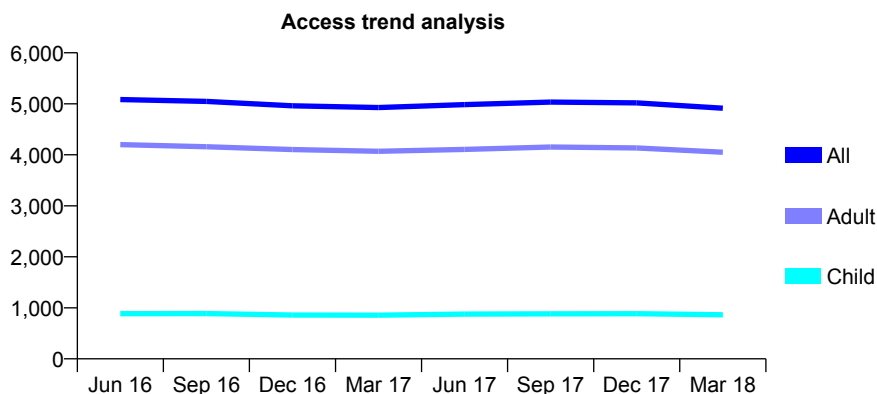
Q60 - Vital Signs At a Glance Contract Report for 138584/0002 - March 2018

Name or company name	SM Dental Care
Contract type name	GDS Contract
Purpose of contract	General
Contract start date	01/04/2014
Contract end date	

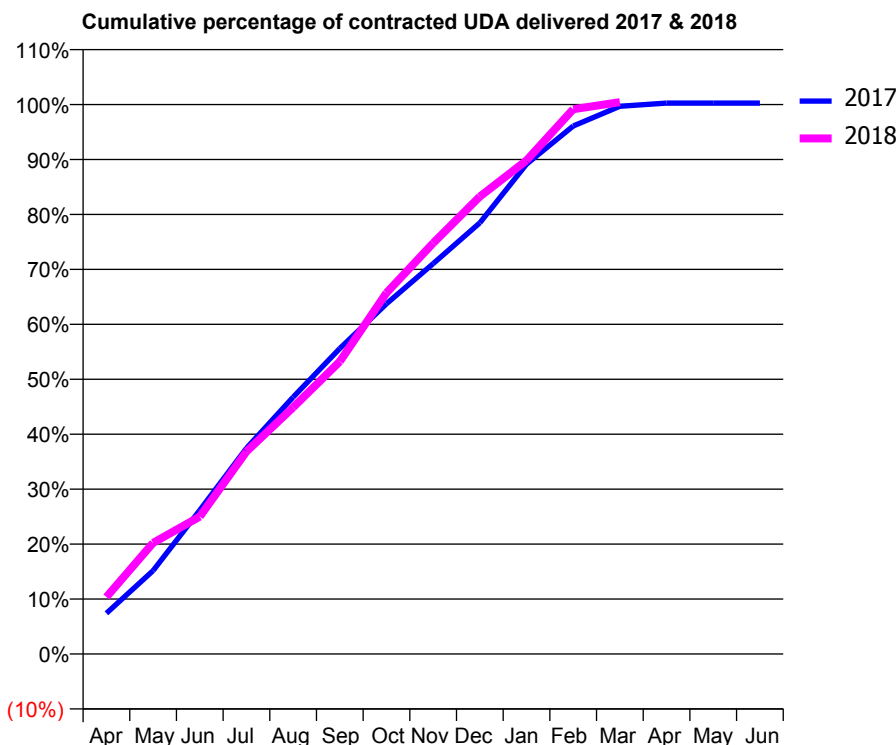
17/18 Contracted general activity (UDA)	16,106
Carry forward general activity (UDA)	-44
17/18 Contracted orthodontic activity (UOA)	0
Carry forward orthodontic activity (UOA)	0
Baseline contract value	£304,996.93

ACCESS*

Patients seen in 24 months	Total	Change since previous quarter
Quarter ending March 2017	4,926	
Quarter ending June 2017	4,985	→
Quarter ending September 2017	5,035	→
Quarter ending December 2017	5,019	→
Quarter ending March 2018	4,915	↓
Variance since March 2017	(0.2%)	→



ACTIVITY



Month	Adjusted Scheduled Activity (UDA)	
	2017	2018
April	1,195	1,672
May	2,446	3,258
June	4,216	4,029
July	6,032	5,934
August	7,528	7,230
September	8,957	8,573
October	10,265	10,586
November	11,442	12,045
December	12,640	13,406
January	14,358	14,468
February	15,474	15,966
March	16,053	16,176
April	16,149	
May	16,149	
June	16,150	

QUALITY

	Quantity	Base Number	Contract	AT	Region	England
% of FP17s for the same patient ID Re-attending within 3 months - Children	85	1,417	6.0%	10.1%	11.6%	11.9%
% of FP17s for the same patient ID Re-attending within 3 months - Adults	862	6,243	13.8%	13.5%	15.4%	16.0%
% of FP17s for the same patient ID Re-attending between 3 & 9 months - Children	982	1,417	69.3%	59.8%	59.4%	58.3%
% of FP17s for the same patient ID Re-attending between 3 & 9 months - Adults	3,935	6,243	63.0%	54.2%	51.3%	50.3%
% of FP17s for Band 1 Urgent Courses	313	7,638	4.1%	7.2%	8.0%	9.1%
% of FP17s Relating to Free Repair or Replacements	52	7,638	0.7%	0.9%	0.8%	0.8%
% of FP17s Relating to Continuations	271	7,638	3.5%	1.2%	1.0%	1.0%
% of Patients satisfied with the dentistry they have received	3	3	N/A	91.0%	91.7%	91.5%
% of Patients satisfied with the time they had to wait for an appointment	3	3	N/A	89.4%	88.3%	87.9%

* This is based on patients treated on this contract for their most recent course of treatment. Figures in italics indicate the base number of FP17s or Patient Questionnaire responses are less than 100. N/A is shown where the base number of responses is less than 10 during the period. % is calculated as Quantity/Base number*100

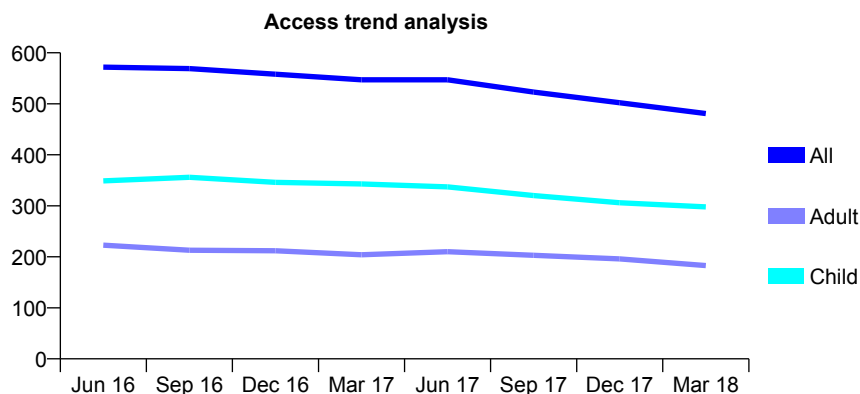
Q60 - Vital Signs At a Glance Contract Report for 139769/0001 - March 2018

Name or company name	Winchester House Dental Practice
Contract type name	GDS Contract
Purpose of contract	General
Contract start date	01/01/2009
Contract end date	

17/18 Contracted general activity (UDA)	1,200
Carry forward general activity (UDA)	0
17/18 Contracted orthodontic activity (UOA)	0
Carry forward orthodontic activity (UOA)	0
Baseline contract value	£28,098.69

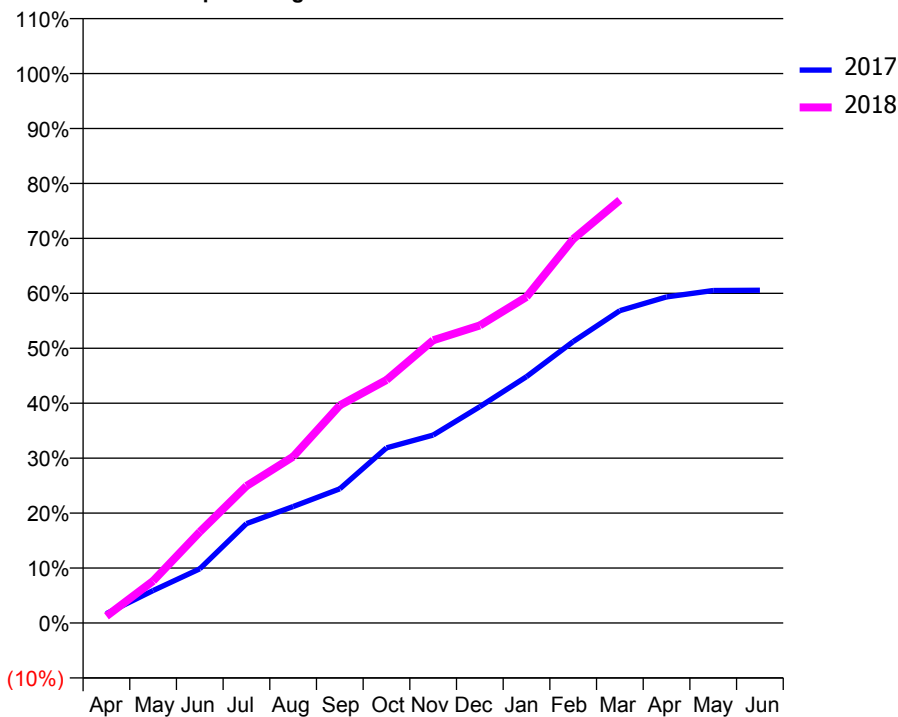
ACCESS*

Patients seen in 24 months	Total	Change since previous quarter
Quarter ending March 2017	547	
Quarter ending June 2017	547	→
Quarter ending September 2017	523	↓
Quarter ending December 2017	502	↓
Quarter ending March 2018	481	↓
Variance since March 2017	(12.1%)	↓



ACTIVITY

Cumulative percentage of contracted UDA delivered 2017 & 2018



Adjusted Scheduled Activity (UDA)

Month	2017	2018
April	31	15
May	106	92
June	177	199
July	326	299
August	382	363
September	440	475
October	574	531
November	616	618
December	709	650
January	807	712
February	922	839
March	1,023	924
April	1,068	
May	1,089	
June	1,090	

QUALITY

	Quantity	Base Number	Contract	AT	Region	England
% of FP17s for the same patient ID Re-attending within 3 months - Children	39	475	8.2%	10.1%	11.6%	11.9%
% of FP17s for the same patient ID Re-attending within 3 months - Adults	19	172	11.0%	13.5%	15.4%	16.0%
% of FP17s for the same patient ID Re-attending between 3 & 9 months - Children	289	475	60.8%	59.8%	59.4%	58.3%
% of FP17s for the same patient ID Re-attending between 3 & 9 months - Adults	97	172	56.4%	54.2%	51.3%	50.3%
% of FP17s for Band 1 Urgent Courses	8	610	1.3%	7.2%	8.0%	9.1%
% of FP17s Relating to Free Repair or Replacements	0	610	0.0%	0.9%	0.8%	0.8%
% of FP17s Relating to Continuations	10	610	1.6%	1.2%	1.0%	1.0%
% of Patients satisfied with the dentistry they have received	5	6	N/A	91.0%	91.7%	91.5%
% of Patients satisfied with the time they had to wait for an appointment	4	6	N/A	89.4%	88.3%	87.9%

* This is based on patients treated on this contract for their most recent course of treatment. Figures in italics indicate the base number of FP17s or Patient Questionnaire responses are less than 100. N/A is shown where the base number of responses is less than 10 during the period. % is calculated as Quantity/Base number*100

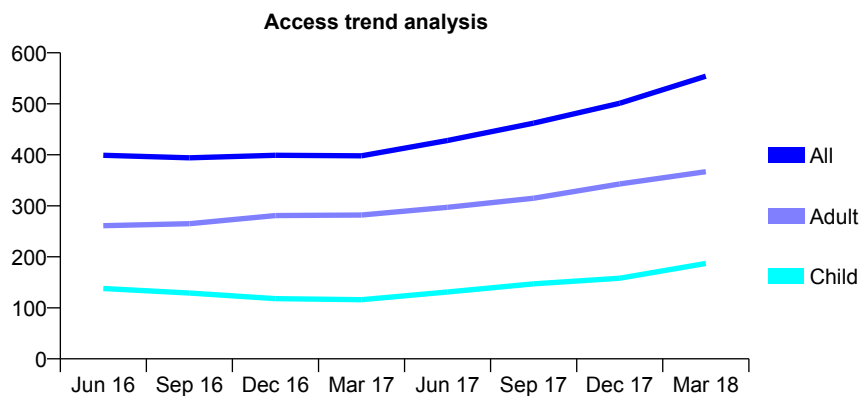
Q60 - Vital Signs At a Glance Contract Report for 139858/0001 - March 2018

Name or company name	SpaDental Whitchurch LLP
Contract type name	GDS Contract
Purpose of contract	General
Contract start date	01/10/2015
Contract end date	

17/18 Contracted general activity (UDA)	2,300
Carry forward general activity (UDA)	0
17/18 Contracted orthodontic activity (UOA)	0
Carry forward orthodontic activity (UOA)	0
Baseline contract value	£48,863.16

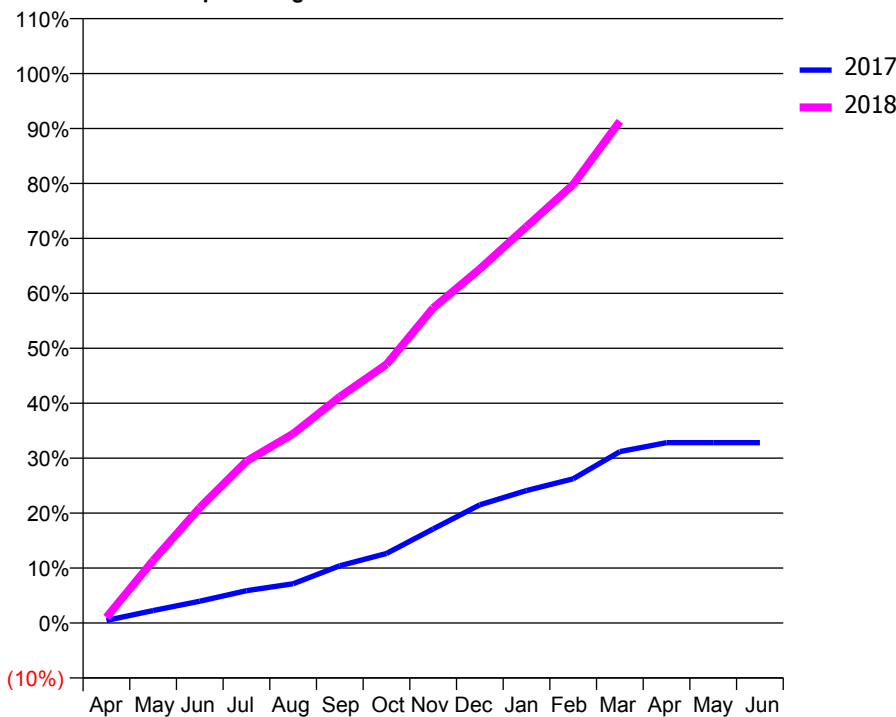
ACCESS*

Patients seen in 24 months	Total	Change since previous quarter
Quarter ending March 2017	398	
Quarter ending June 2017	428	↑
Quarter ending September 2017	462	↑
Quarter ending December 2017	501	↑
Quarter ending March 2018	554	↑
Variance since March 2017	39.2%	↑



ACTIVITY

Cumulative percentage of contracted UDA delivered 2017 & 2018



Month	Adjusted Scheduled Activity (UDA)	
	2017	2018
April	11	24
May	52	262
June	91	483
July	135	677
August	164	792
September	240	947
October	291	1,082
November	394	1,319
December	495	1,482
January	554	1,659
February	604	1,836
March	718	2,100
April	755	
May	755	
June	755	

QUALITY

	Quantity	Base Number	Contract	AT	Region	England
% of FP17s for the same patient ID Re-attending within 3 months - Children	19	289	6.6%	10.1%	11.6%	11.9%
% of FP17s for the same patient ID Re-attending within 3 months - Adults	95	614	15.5%	13.5%	15.4%	16.0%
% of FP17s for the same patient ID Re-attending between 3 & 9 months - Children	104	289	36.0%	59.8%	59.4%	58.3%
% of FP17s for the same patient ID Re-attending between 3 & 9 months - Adults	258	614	42.0%	54.2%	51.3%	50.3%
% of FP17s for Band 1 Urgent Courses	79	884	8.9%	7.2%	8.0%	9.1%
% of FP17s Relating to Free Repair or Replacements	4	884	0.5%	0.9%	0.8%	0.8%
% of FP17s Relating to Continuations	19	884	2.1%	1.2%	1.0%	1.0%
% of Patients satisfied with the dentistry they have received	1	1	N/A	91.0%	91.7%	91.5%
% of Patients satisfied with the time they had to wait for an appointment	1	1	N/A	89.4%	88.3%	87.9%

* This is based on patients treated on this contract for their most recent course of treatment. Figures in italics indicate the base number of FP17s or Patient Questionnaire responses are less than 100. N/A is shown where the base number of responses is less than 10 during the period. % is calculated as Quantity/Base number*100

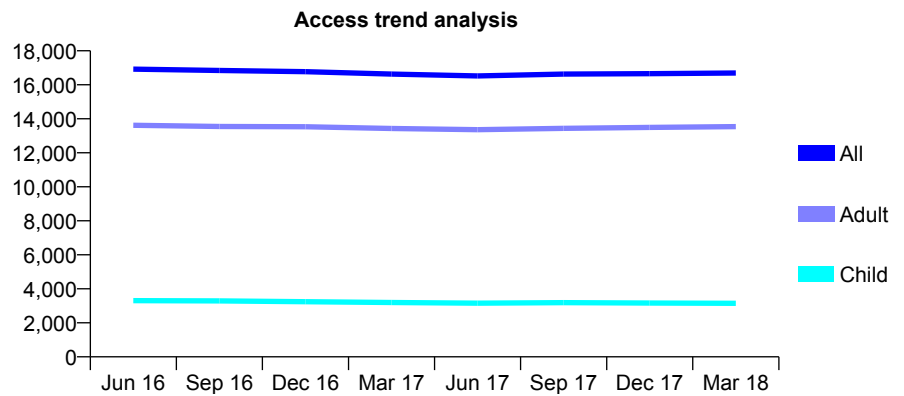
Q60 - Vital Signs At a Glance Contract Report for 139920/0001 - March 2018

Name or company name	Shelton Dental Centre
Contract type name	GDS Contract
Purpose of contract	General and Orthodontic
Contract start date	01/04/2012
Contract end date	

17/18 Contracted general activity (UDA)	47,905
Carry forward general activity (UDA)	225
17/18 Contracted orthodontic activity (UOA)	937
Carry forward orthodontic activity (UOA)	31
Baseline contract value	£1,152,203.95

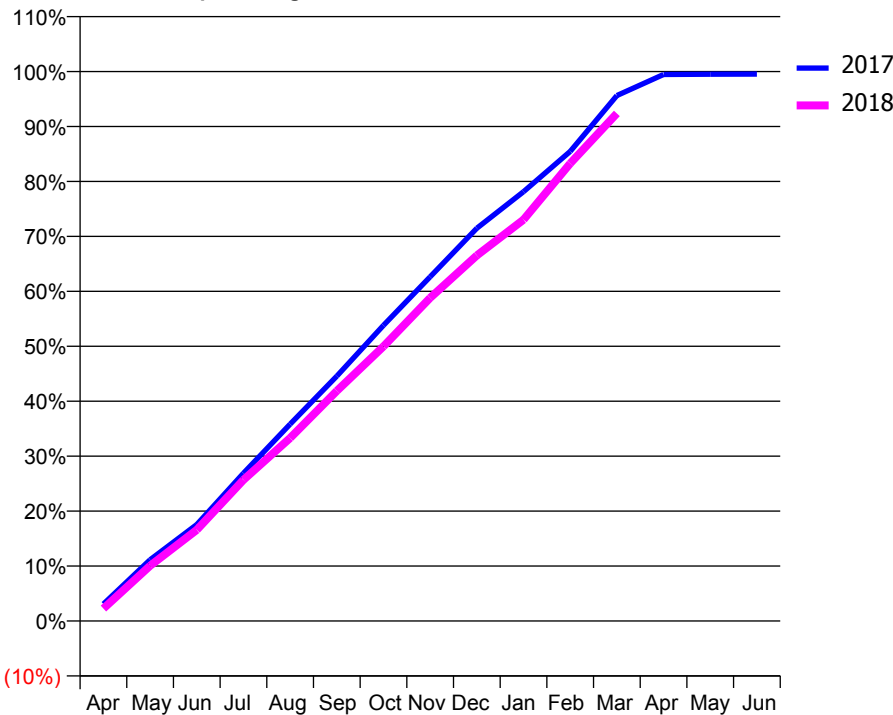
ACCESS*

Patients seen in 24 months	Total	Change since previous quarter
Quarter ending March 2017	16,631	
Quarter ending June 2017	16,522	→
Quarter ending September 2017	16,634	→
Quarter ending December 2017	16,658	→
Quarter ending March 2018	16,692	→
Variance since March 2017	0.4%	→



ACTIVITY

Cumulative percentage of contracted UDA delivered 2017 & 2018



Month	Adjusted Scheduled Activity (UDA)	
	2017	2018
April	1,479	1,091
May	5,341	4,816
June	8,412	7,942
July	12,888	12,302
August	17,164	15,951
September	21,346	20,054
October	25,782	23,942
November	30,010	28,176
December	34,239	31,867
January	37,431	34,991
February	40,933	39,886
March	45,806	44,249
April	47,642	
May	47,666	
June	47,680	

QUALITY

	Quantity	Base Number	Contract	AT	Region	England
% of FP17s for the same patient ID Re-attending within 3 months - Children	423	5,263	8.0%	10.1%	11.6%	11.9%
% of FP17s for the same patient ID Re-attending within 3 months - Adults	2,227	21,269	10.5%	13.5%	15.4%	16.0%
% of FP17s for the same patient ID Re-attending between 3 & 9 months - Children	3,423	5,263	65.0%	59.8%	59.4%	58.3%
% of FP17s for the same patient ID Re-attending between 3 & 9 months - Adults	14,251	21,269	67.0%	54.2%	51.3%	50.3%
% of FP17s for Band 1 Urgent Courses	1,256	25,408	4.9%	7.2%	8.0%	9.1%
% of FP17s Relating to Free Repair or Replacements	150	25,408	0.6%	0.9%	0.8%	0.8%
% of FP17s Relating to Continuations	407	25,408	1.6%	1.2%	1.0%	1.0%
% of Patients satisfied with the dentistry they have received	26	29	89.7%	91.0%	91.7%	91.5%
% of Patients satisfied with the time they had to wait for an appointment	26	29	89.7%	89.4%	88.3%	87.9%

* This is based on patients treated on this contract for their most recent course of treatment. Figures in italics indicate the base number of FP17s or Patient Questionnaire responses are less than 100. N/A is shown where the base number of responses is less than 10 during the period. % is calculated as Quantity/Base number*100

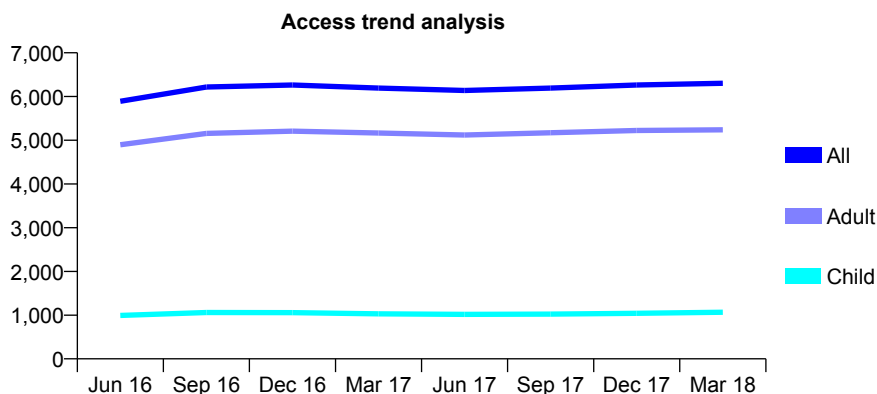
Q60 - Vital Signs At a Glance Contract Report for 140015/0001 - March 2018

Name or company name	Shropshire Dental Limited
Contract type name	GDS Contract
Purpose of contract	General and Orthodontic
Contract start date	01/10/2014
Contract end date	

17/18 Contracted general activity (UDA)	15,278
Carry forward general activity (UDA)	0
17/18 Contracted orthodontic activity (UOA)	981
Carry forward orthodontic activity (UOA)	11
Baseline contract value	£440,181.31

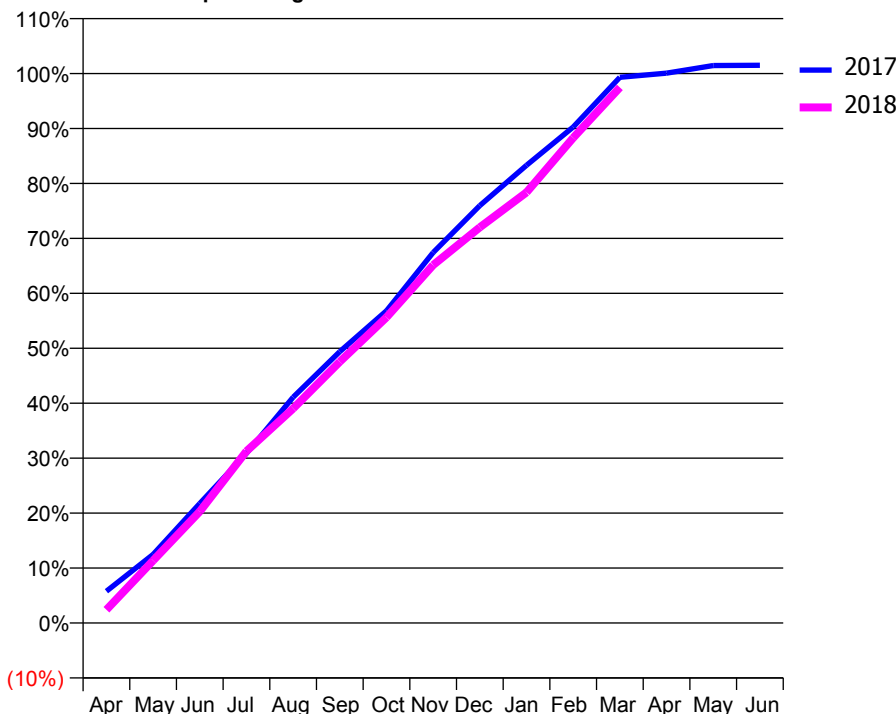
ACCESS*

Patients seen in 24 months	Total	Change since previous quarter
Quarter ending March 2017	6,193	
Quarter ending June 2017	6,138	→
Quarter ending September 2017	6,194	→
Quarter ending December 2017	6,263	→
Quarter ending March 2018	6,304	→
Variance since March 2017	1.8%	→



ACTIVITY

Cumulative percentage of contracted UDA delivered 2017 & 2018



Month	Adjusted Scheduled Activity (UDA)	
	2017	2018
April	884	369
May	1,908	1,737
June	3,326	3,101
July	4,719	4,776
August	6,278	5,963
September	7,547	7,266
October	8,680	8,500
November	10,303	9,953
December	11,607	11,002
January	12,725	11,974
February	13,791	13,490
March	15,174	14,892
April	15,289	
May	15,498	
June	15,506	

QUALITY

	Quantity	Base Number	Contract	AT	Region	England
% of FP17s for the same patient ID Re-attending within 3 months - Children	134	1,686	7.9%	10.1%	11.6%	11.9%
% of FP17s for the same patient ID Re-attending within 3 months - Adults	377	7,037	5.4%	13.5%	15.4%	16.0%
% of FP17s for the same patient ID Re-attending between 3 & 9 months - Children	984	1,686	58.4%	59.8%	59.4%	58.3%
% of FP17s for the same patient ID Re-attending between 3 & 9 months - Adults	4,255	7,037	60.5%	54.2%	51.3%	50.3%
% of FP17s for Band 1 Urgent Courses	257	8,368	3.1%	7.2%	8.0%	9.1%
% of FP17s Relating to Free Repair or Replacements	9	8,368	0.1%	0.9%	0.8%	0.8%
% of FP17s Relating to Continuations	5	8,368	0.1%	1.2%	1.0%	1.0%
% of Patients satisfied with the dentistry they have received	43	43	100.0%	91.0%	91.7%	91.5%
% of Patients satisfied with the time they had to wait for an appointment	40	43	93.0%	89.4%	88.3%	87.9%

* This is based on patients treated on this contract for their most recent course of treatment. Figures in italics indicate the base number of FP17s or Patient Questionnaire responses are less than 100. N/A is shown where the base number of responses is less than 10 during the period. % is calculated as Quantity/Base number*100

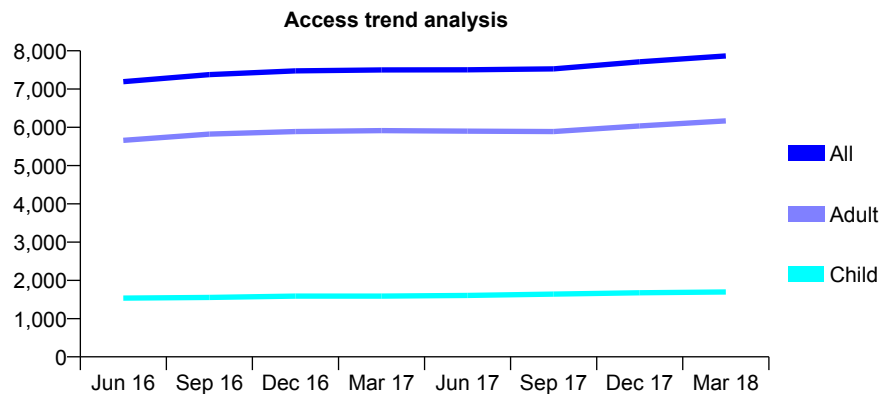
Q60 - Vital Signs At a Glance Contract Report for 140015/0002 - March 2018

Name or company name	Shropshire Dental Limited
Contract type name	GDS Contract
Purpose of contract	General
Contract start date	01/10/2014
Contract end date	

17/18 Contracted general activity (UDA)	18,421
Carry forward general activity (UDA)	-368
17/18 Contracted orthodontic activity (UOA)	0
Carry forward orthodontic activity (UOA)	0
Baseline contract value	£566,644.29

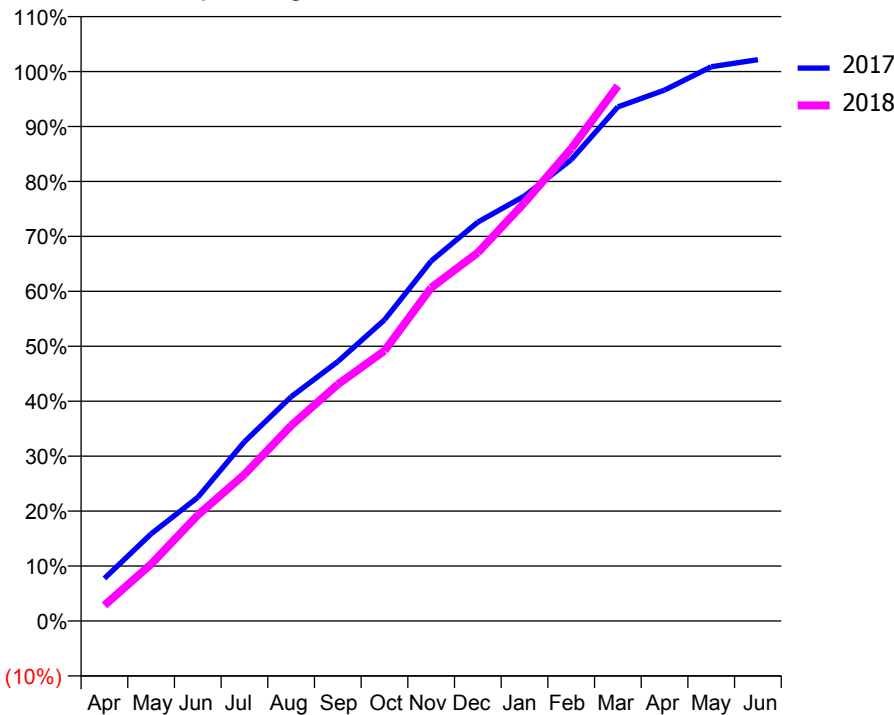
ACCESS*

Patients seen in 24 months	Total	Change since previous quarter
Quarter ending March 2017	7,501	
Quarter ending June 2017	7,503	→
Quarter ending September 2017	7,527	→
Quarter ending December 2017	7,712	↑
Quarter ending March 2018	7,865	→
Variance since March 2017	4.9%	↑



ACTIVITY

Cumulative percentage of contracted UDA delivered 2017 & 2018



Month	Adjusted Scheduled Activity (UDA)	
	2017	2018
April	1,430	523
May	2,923	1,905
June	4,145	3,549
July	6,011	4,917
August	7,518	6,550
September	8,696	7,932
October	10,094	9,058
November	12,067	11,172
December	13,373	12,348
January	14,251	14,023
February	15,463	15,837
March	17,233	17,941
April	17,797	
May	18,579	
June	18,818	

QUALITY

	Quantity	Base Number	Contract	AT	Region	England
% of FP17s for the same patient ID Re-attending within 3 months - Children	66	2,448	2.7%	10.1%	11.6%	11.9%
% of FP17s for the same patient ID Re-attending within 3 months - Adults	494	9,013	5.5%	13.5%	15.4%	16.0%
% of FP17s for the same patient ID Re-attending between 3 & 9 months - Children	1,453	2,448	59.4%	59.8%	59.4%	58.3%
% of FP17s for the same patient ID Re-attending between 3 & 9 months - Adults	5,804	9,013	64.4%	54.2%	51.3%	50.3%
% of FP17s for Band 1 Urgent Courses	266	10,451	2.5%	7.2%	8.0%	9.1%
% of FP17s Relating to Free Repair or Replacements	19	10,451	0.2%	0.9%	0.8%	0.8%
% of FP17s Relating to Continuations	26	10,451	0.2%	1.2%	1.0%	1.0%
% of Patients satisfied with the dentistry they have received	21	25	84.0%	91.0%	91.7%	91.5%
% of Patients satisfied with the time they had to wait for an appointment	22	25	88.0%	89.4%	88.3%	87.9%

* This is based on patients treated on this contract for their most recent course of treatment. Figures in italics indicate the base number of FP17s or Patient Questionnaire responses are less than 100. N/A is shown where the base number of responses is less than 10 during the period. % is calculated as Quantity/Base number*100

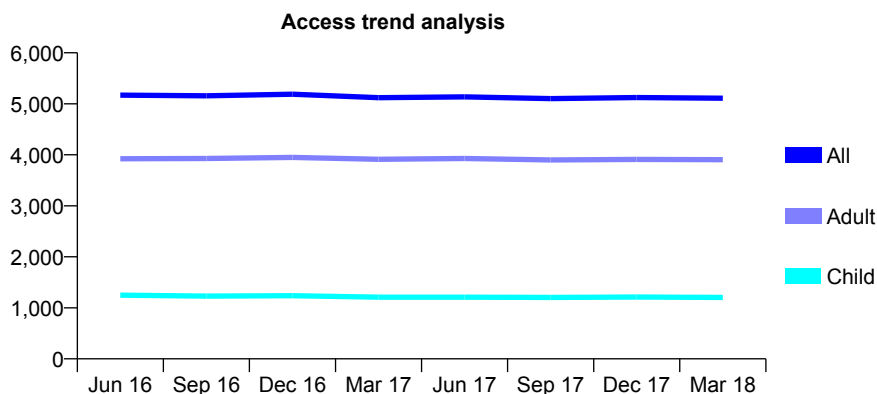
Q60 - Vital Signs At a Glance Contract Report for 140392/0001 - March 2018

Name or company name	Regency House Dental Practice Ltd
Contract type name	GDS Contract
Purpose of contract	General and Orthodontic
Contract start date	01/04/2008
Contract end date	

17/18 Contracted general activity (UDA)	14,694
Carry forward general activity (UDA)	71
17/18 Contracted orthodontic activity (UOA)	1,001
Carry forward orthodontic activity (UOA)	411
Baseline contract value	£455,087.13

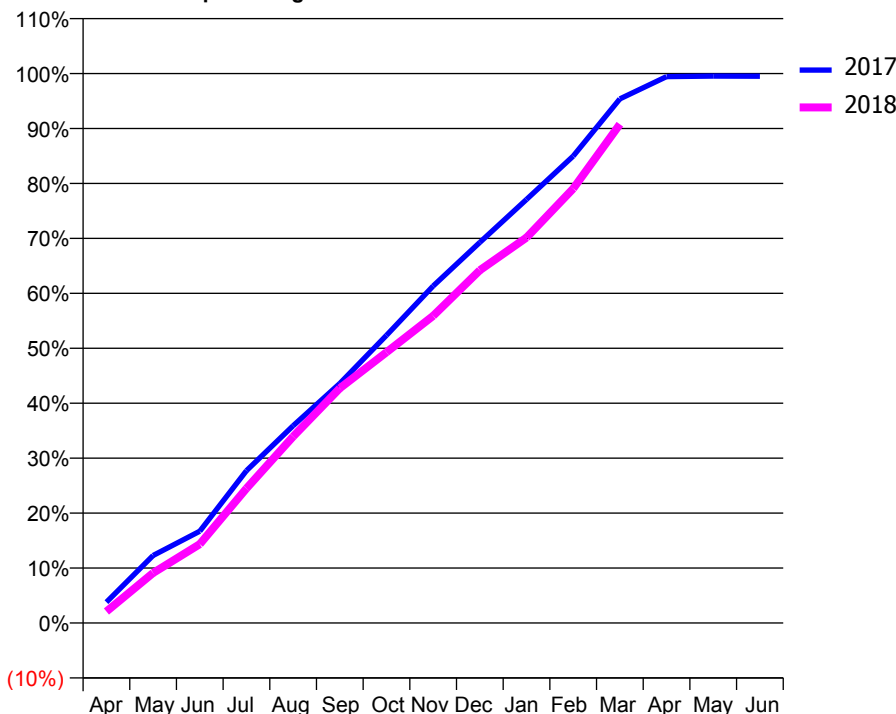
ACCESS*

Patients seen in 24 months	Total	Change since previous quarter
Quarter ending March 2017	5,121	
Quarter ending June 2017	5,136	→
Quarter ending September 2017	5,103	→
Quarter ending December 2017	5,122	→
Quarter ending March 2018	5,109	→
Variance since March 2017	(0.2%)	→



ACTIVITY

Cumulative percentage of contracted UDA delivered 2017 & 2018



QUALITY

	Quantity	Base Number	Contract	AT	Region	England
% of FP17s for the same patient ID Re-attending within 3 months - Children	290	2,217	13.1%	10.1%	11.6%	11.9%
% of FP17s for the same patient ID Re-attending within 3 months - Adults	918	5,665	16.2%	13.5%	15.4%	16.0%
% of FP17s for the same patient ID Re-attending between 3 & 9 months - Children	1,408	2,217	63.5%	59.8%	59.4%	58.3%
% of FP17s for the same patient ID Re-attending between 3 & 9 months - Adults	2,855	5,665	50.4%	54.2%	51.3%	50.3%
% of FP17s for Band 1 Urgent Courses	600	7,439	8.1%	7.2%	8.0%	9.1%
% of FP17s Relating to Free Repair or Replacements	116	7,439	1.6%	0.9%	0.8%	0.8%
% of FP17s Relating to Continuations	73	7,439	1.0%	1.2%	1.0%	1.0%
% of Patients satisfied with the dentistry they have received	11	11	100.0%	91.0%	91.7%	91.5%
% of Patients satisfied with the time they had to wait for an appointment	10	11	90.9%	89.4%	88.3%	87.9%

* This is based on patients treated on this contract for their most recent course of treatment. Figures in italics indicate the base number of FP17s or Patient Questionnaire responses are less than 100. N/A is shown where the base number of responses is less than 10 during the period. % is calculated as Quantity/Base number*100

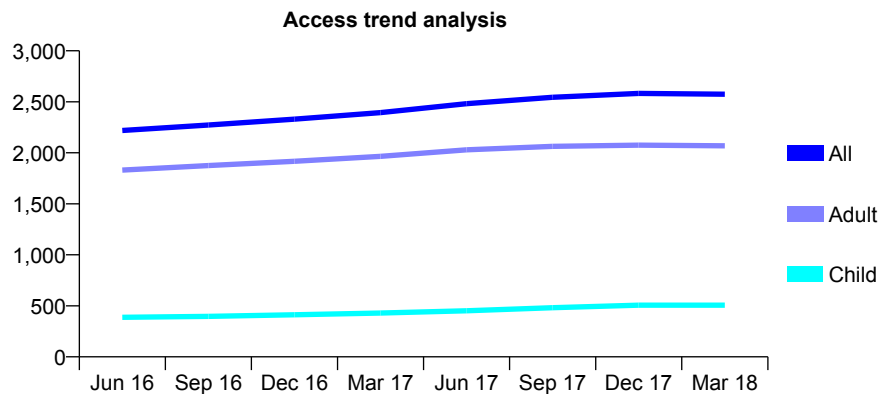
Q60 - Vital Signs At a Glance Contract Report for 140953/0001 - March 2018

Name or company name	Bayston Hill Dental Practice
Contract type name	GDS Contract
Purpose of contract	General
Contract start date	01/07/2013
Contract end date	

17/18 Contracted general activity (UDA)	6,550
Carry forward general activity (UDA)	121
17/18 Contracted orthodontic activity (UOA)	0
Carry forward orthodontic activity (UOA)	0
Baseline contract value	£216,362.88

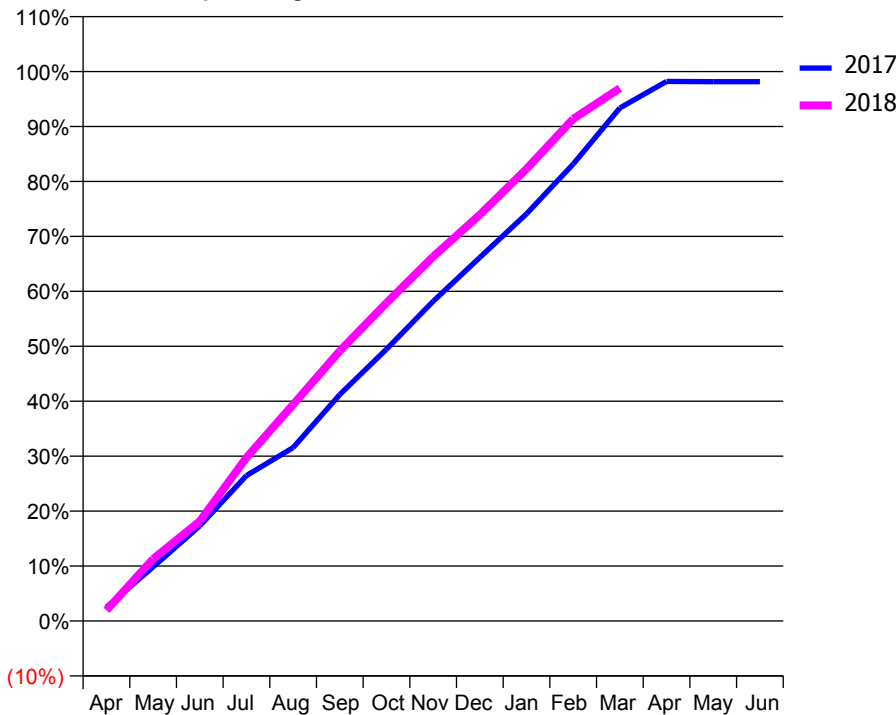
ACCESS*

Patients seen in 24 months	Total	Change since previous quarter
Quarter ending March 2017	2,394	
Quarter ending June 2017	2,482	↑
Quarter ending September 2017	2,545	↑
Quarter ending December 2017	2,582	→
Quarter ending March 2018	2,575	→
Variance since March 2017	7.6%	↑



ACTIVITY

Cumulative percentage of contracted UDA delivered 2017 & 2018



Month	Adjusted Scheduled Activity (UDA)	
	2017	2018
April	165	128
May	644	740
June	1,135	1,190
July	1,734	1,948
August	2,067	2,581
September	2,699	3,220
October	3,240	3,791
November	3,810	4,343
December	4,333	4,842
January	4,853	5,389
February	5,446	5,986
March	6,116	6,351
April	6,432	
May	6,429	
June	6,429	

QUALITY

	Quantity	Base Number	Contract	AT	Region	England
% of FP17s for the same patient ID Re-attending within 3 months - Children	44	824	5.3%	10.1%	11.6%	11.9%
% of FP17s for the same patient ID Re-attending within 3 months - Adults	301	3,157	9.5%	13.5%	15.4%	16.0%
% of FP17s for the same patient ID Re-attending between 3 & 9 months - Children	549	824	66.6%	59.8%	59.4%	58.3%
% of FP17s for the same patient ID Re-attending between 3 & 9 months - Adults	1,916	3,157	60.7%	54.2%	51.3%	50.3%
% of FP17s for Band 1 Urgent Courses	100	3,855	2.6%	7.2%	8.0%	9.1%
% of FP17s Relating to Free Repair or Replacements	34	3,855	0.9%	0.9%	0.8%	0.8%
% of FP17s Relating to Continuations	26	3,855	0.7%	1.2%	1.0%	1.0%
% of Patients satisfied with the dentistry they have received	2	2	N/A	91.0%	91.7%	91.5%
% of Patients satisfied with the time they had to wait for an appointment	2	2	N/A	89.4%	88.3%	87.9%

* This is based on patients treated on this contract for their most recent course of treatment. Figures in italics indicate the base number of FP17s or Patient Questionnaire responses are less than 100. N/A is shown where the base number of responses is less than 10 during the period. % is calculated as Quantity/Base number*100

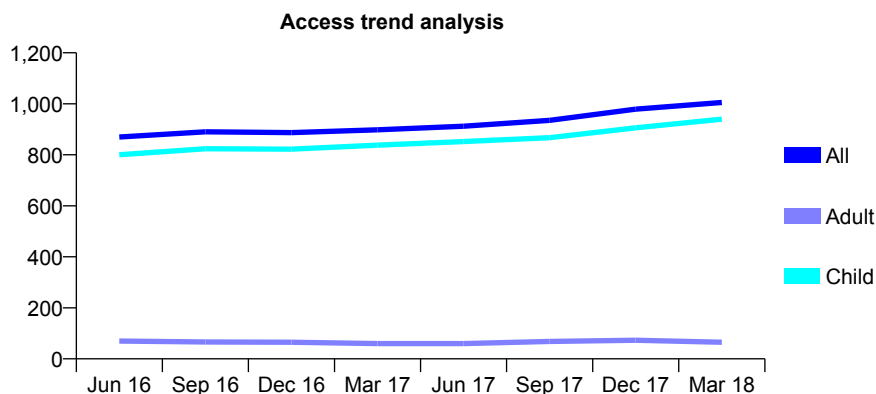
Q60 - Vital Signs At a Glance Contract Report for 141585/0001 - March 2018

Name or company name	Shifnal Dental Practice
Contract type name	GDS Contract
Purpose of contract	General
Contract start date	01/06/2008
Contract end date	

17/18 Contracted general activity (UDA)	2,010
Carry forward general activity (UDA)	70
17/18 Contracted orthodontic activity (UOA)	0
Carry forward orthodontic activity (UOA)	0
Baseline contract value	£42,210.41

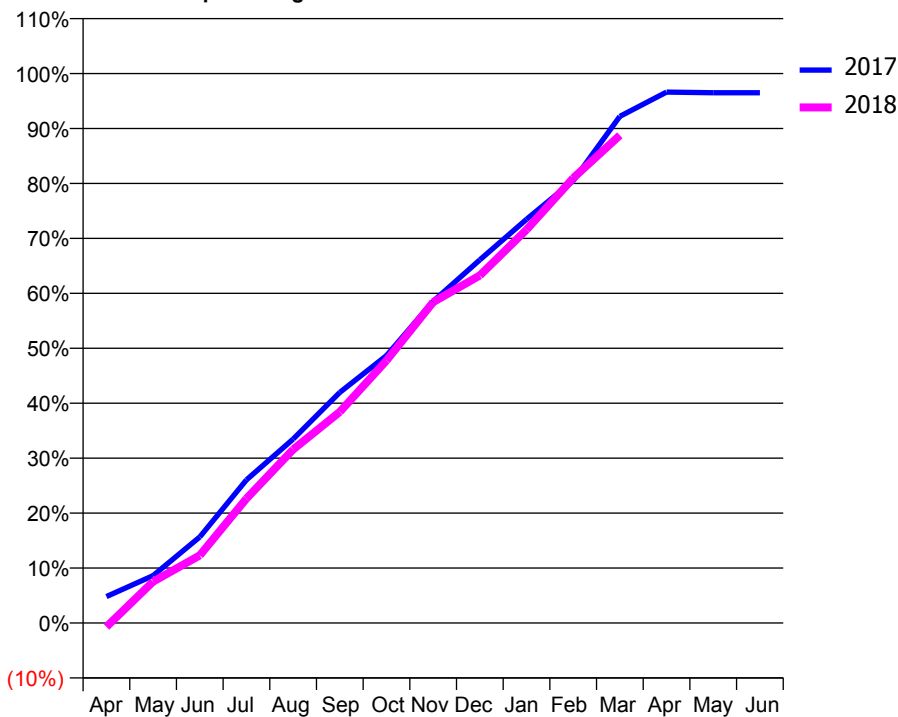
ACCESS*

Patients seen in 24 months	Total	Change since previous quarter
Quarter ending March 2017	898	
Quarter ending June 2017	912	→
Quarter ending September 2017	935	↑
Quarter ending December 2017	979	↑
Quarter ending March 2018	1,005	↑
Variance since March 2017	11.9%	↑



ACTIVITY

Cumulative percentage of contracted UDA delivered 2017 & 2018



Month	Adjusted Scheduled Activity (UDA)	
	2017	2018
April	97	-15
May	173	151
June	315	248
July	524	455
August	673	635
September	844	772
October	978	960
November	1,177	1,174
December	1,329	1,271
January	1,477	1,439
February	1,618	1,627
March	1,853	1,784
April	1,942	
May	1,940	
June	1,940	

QUALITY

	Quantity	Base Number	Contract	AT	Region	England
% of FP17s for the same patient ID Re-attending within 3 months - Children	157	1,555	10.1%	10.1%	11.6%	11.9%
% of FP17s for the same patient ID Re-attending within 3 months - Adults	0	1	0.0%	13.5%	15.4%	16.0%
% of FP17s for the same patient ID Re-attending between 3 & 9 months - Children	955	1,555	61.4%	59.8%	59.4%	58.3%
% of FP17s for the same patient ID Re-attending between 3 & 9 months - Adults	1	1	100.0%	54.2%	51.3%	50.3%
% of FP17s for Band 1 Urgent Courses	64	1,491	4.3%	7.2%	8.0%	9.1%
% of FP17s Relating to Free Repair or Replacements	4	1,491	0.3%	0.9%	0.8%	0.8%
% of FP17s Relating to Continuations	0	1,491	0.0%	1.2%	1.0%	1.0%
% of Patients satisfied with the dentistry they have received	6	6	N/A	91.0%	91.7%	91.5%
% of Patients satisfied with the time they had to wait for an appointment	6	6	N/A	89.4%	88.3%	87.9%

* This is based on patients treated on this contract for their most recent course of treatment. Figures in italics indicate the base number of FP17s or Patient Questionnaire responses are less than 100. N/A is shown where the base number of responses is less than 10 during the period. % is calculated as Quantity/Base number*100

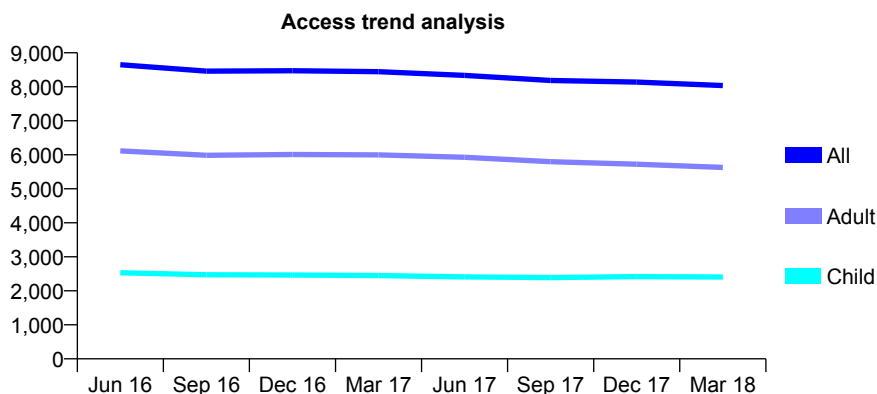
Q60 - Vital Signs At a Glance Contract Report for 142425/0001 - March 2018

Name or company name	Waterloo Dental Practice
Contract type name	GDS Contract
Purpose of contract	General
Contract start date	01/04/2013
Contract end date	

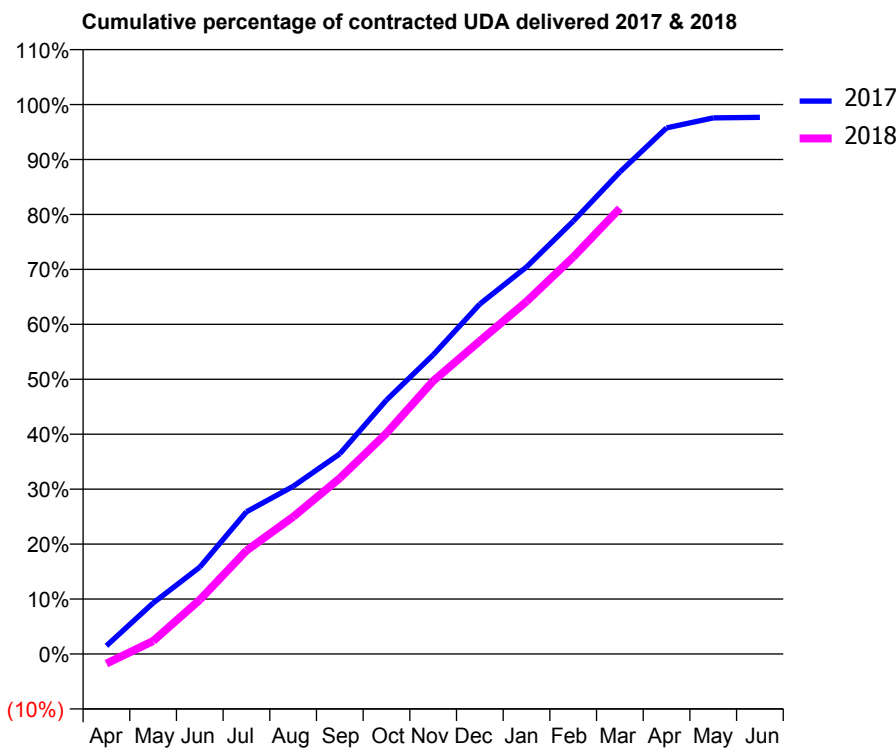
17/18 Contracted general activity (UDA)	25,316
Carry forward general activity (UDA)	594
17/18 Contracted orthodontic activity (UOA)	0
Carry forward orthodontic activity (UOA)	0
Baseline contract value	£702,876.09

ACCESS*

Patients seen in 24 months	Total	Change since previous quarter
Quarter ending March 2017	8,447	
Quarter ending June 2017	8,335	↓
Quarter ending September 2017	8,188	↓
Quarter ending December 2017	8,140	→
Quarter ending March 2018	8,038	↓
Variance since March 2017	(4.8%)	↓



ACTIVITY



Month	Adjusted Scheduled Activity (UDA)	
	2017	2018
April	379	-448
May	2,348	602
June	4,004	2,499
July	6,549	4,762
August	7,726	6,317
September	9,224	8,100
October	11,698	10,174
November	13,781	12,577
December	16,122	14,423
January	17,829	16,241
February	19,938	18,286
March	22,204	20,532
April	24,239	
May	24,699	
June	24,722	

QUALITY

	Quantity	Base Number	Contract	AT	Region	England
% of FP17s for the same patient ID Re-attending within 3 months - Children	195	3,123	6.2%	10.1%	11.6%	11.9%
% of FP17s for the same patient ID Re-attending within 3 months - Adults	1,071	7,803	13.7%	13.5%	15.4%	16.0%
% of FP17s for the same patient ID Re-attending between 3 & 9 months - Children	1,723	3,123	55.2%	59.8%	59.4%	58.3%
% of FP17s for the same patient ID Re-attending between 3 & 9 months - Adults	4,737	7,803	60.7%	54.2%	51.3%	50.3%
% of FP17s for Band 1 Urgent Courses	324	9,952	3.3%	7.2%	8.0%	9.1%
% of FP17s Relating to Free Repair or Replacements	106	9,952	1.1%	0.9%	0.8%	0.8%
% of FP17s Relating to Continuations	194	9,952	1.9%	1.2%	1.0%	1.0%
% of Patients satisfied with the dentistry they have received	18	18	100.0%	91.0%	91.7%	91.5%
% of Patients satisfied with the time they had to wait for an appointment	17	18	94.4%	89.4%	88.3%	87.9%

* This is based on patients treated on this contract for their most recent course of treatment. Figures in italics indicate the base number of FP17s or Patient Questionnaire responses are less than 100. N/A is shown where the base number of responses is less than 10 during the period. % is calculated as Quantity/Base number*100

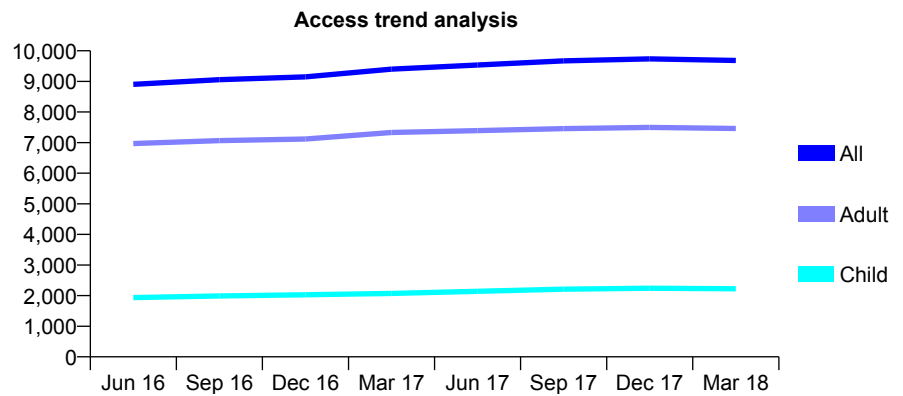
Q60 - Vital Signs At a Glance Contract Report for 143049/0001 - March 2018

Name or company name	Stirchley Dental Practice
Contract type name	GDS Contract
Purpose of contract	General
Contract start date	01/04/2008
Contract end date	

17/18 Contracted general activity (UDA)	41,071
Carry forward general activity (UDA)	0
17/18 Contracted orthodontic activity (UOA)	0
Carry forward orthodontic activity (UOA)	0
Baseline contract value	£1,165,451.80

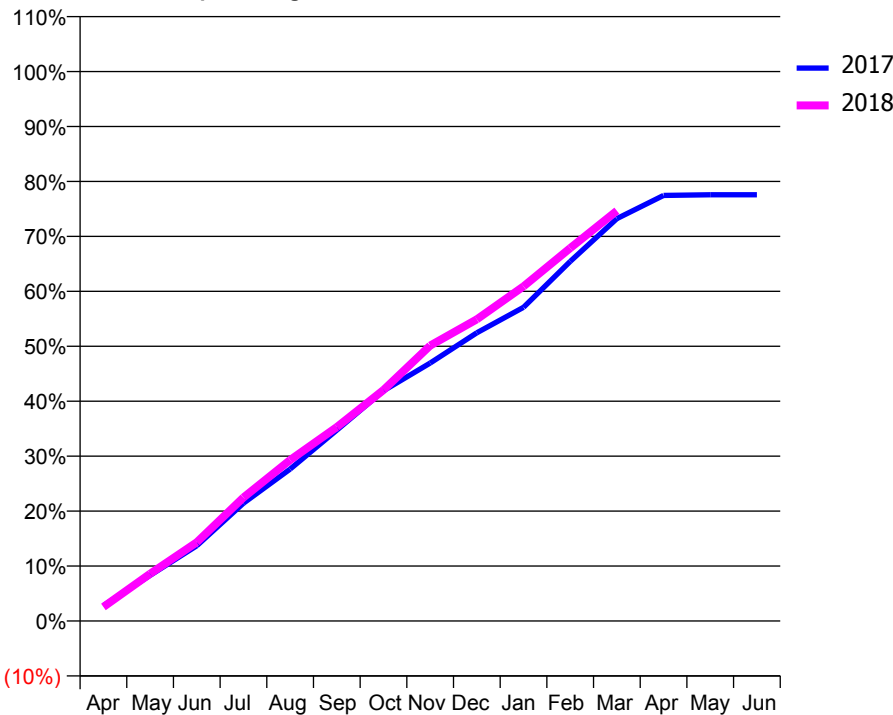
ACCESS*

Patients seen in 24 months	Total	Change since previous quarter
Quarter ending March 2017	9,402	
Quarter ending June 2017	9,534	→
Quarter ending September 2017	9,669	→
Quarter ending December 2017	9,737	→
Quarter ending March 2018	9,683	→
Variance since March 2017	3.0%	↑



ACTIVITY

Cumulative percentage of contracted UDA delivered 2017 & 2018



Month	Adjusted Scheduled Activity (UDA)	
	2017	2018
April	1,149	1,048
May	3,412	3,532
June	5,622	5,882
July	8,805	9,231
August	11,361	12,037
September	14,265	14,500
October	17,203	17,268
November	19,278	20,590
December	21,544	22,552
January	23,447	25,016
February	26,877	27,876
March	30,072	30,667
April	31,809	
May	31,859	
June	31,863	

QUALITY

	Quantity	Base Number	Contract	AT	Region	England
% of FP17s for the same patient ID Re-attending within 3 months - Children	243	3,508	6.9%	10.1%	11.6%	11.9%
% of FP17s for the same patient ID Re-attending within 3 months - Adults	1,920	11,762	16.3%	13.5%	15.4%	16.0%
% of FP17s for the same patient ID Re-attending between 3 & 9 months - Children	2,051	3,508	58.5%	59.8%	59.4%	58.3%
% of FP17s for the same patient ID Re-attending between 3 & 9 months - Adults	6,602	11,762	56.1%	54.2%	51.3%	50.3%
% of FP17s for Band 1 Urgent Courses	1,358	14,483	9.4%	7.2%	8.0%	9.1%
% of FP17s Relating to Free Repair or Replacements	309	14,483	2.1%	0.9%	0.8%	0.8%
% of FP17s Relating to Continuations	215	14,483	1.5%	1.2%	1.0%	1.0%
% of Patients satisfied with the dentistry they have received	12	14	85.7%	91.0%	91.7%	91.5%
% of Patients satisfied with the time they had to wait for an appointment	9	14	64.3%	89.4%	88.3%	87.9%

* This is based on patients treated on this contract for their most recent course of treatment. Figures in italics indicate the base number of FP17s or Patient Questionnaire responses are less than 100. N/A is shown where the base number of responses is less than 10 during the period. % is calculated as Quantity/Base number*100

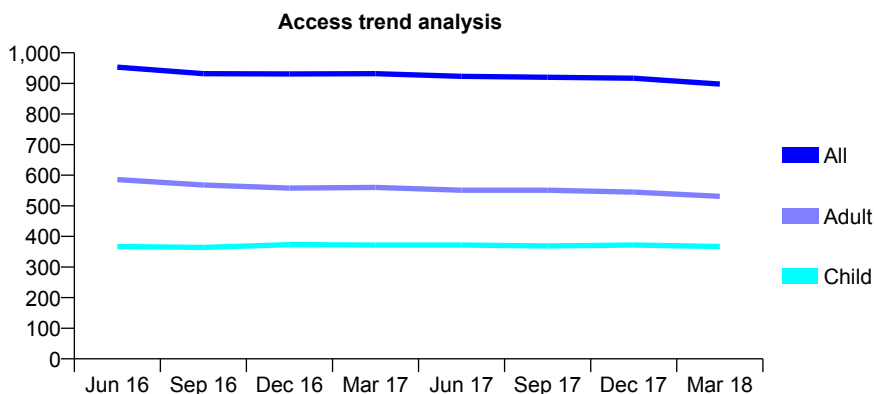
Q60 - Vital Signs At a Glance Contract Report for 144991/0001 - March 2018

Name or company name	Sue Meredith / Aquil Rajabali
Contract type name	GDS Contract
Purpose of contract	General
Contract start date	01/04/2013
Contract end date	

17/18 Contracted general activity (UDA)	2,731
Carry forward general activity (UDA)	70
17/18 Contracted orthodontic activity (UOA)	0
Carry forward orthodontic activity (UOA)	0
Baseline contract value	£63,063.20

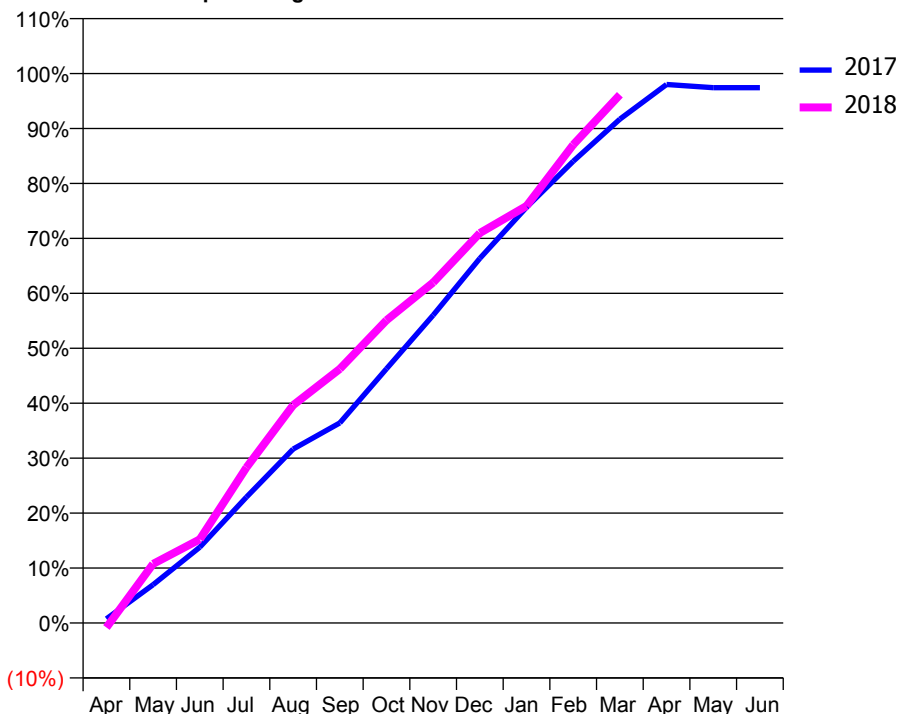
ACCESS*

Patients seen in 24 months	Total	Change since previous quarter
Quarter ending March 2017	932	
Quarter ending June 2017	923	→
Quarter ending September 2017	920	→
Quarter ending December 2017	917	→
Quarter ending March 2018	898	↓
Variance since March 2017	(3.6%)	↓



ACTIVITY

Cumulative percentage of contracted UDA delivered 2017 & 2018



Month	Adjusted Scheduled Activity (UDA)	
	2017	2018
April	21	-23
May	190	294
June	377	416
July	626	773
August	864	1,083
September	995	1,263
October	1,263	1,505
November	1,530	1,692
December	1,812	1,938
January	2,066	2,073
February	2,295	2,377
March	2,504	2,625
April	2,677	
May	2,661	
June	2,661	

QUALITY

	Quantity	Base Number	Contract	AT	Region	England
% of FP17s for the same patient ID Re-attending within 3 months - Children	77	665	11.6%	10.1%	11.6%	11.9%
% of FP17s for the same patient ID Re-attending within 3 months - Adults	95	696	13.6%	13.5%	15.4%	16.0%
% of FP17s for the same patient ID Re-attending between 3 & 9 months - Children	380	665	57.1%	59.8%	59.4%	58.3%
% of FP17s for the same patient ID Re-attending between 3 & 9 months - Adults	387	696	55.6%	54.2%	51.3%	50.3%
% of FP17s for Band 1 Urgent Courses	51	1,288	4.0%	7.2%	8.0%	9.1%
% of FP17s Relating to Free Repair or Replacements	3	1,288	0.2%	0.9%	0.8%	0.8%
% of FP17s Relating to Continuations	0	1,288	0.0%	1.2%	1.0%	1.0%
% of Patients satisfied with the dentistry they have received	0	0	N/A	91.0%	91.7%	91.5%
% of Patients satisfied with the time they had to wait for an appointment	0	0	N/A	89.4%	88.3%	87.9%

* This is based on patients treated on this contract for their most recent course of treatment. Figures in italics indicate the base number of FP17s or Patient Questionnaire responses are less than 100. N/A is shown where the base number of responses is less than 10 during the period. % is calculated as Quantity/Base number*100

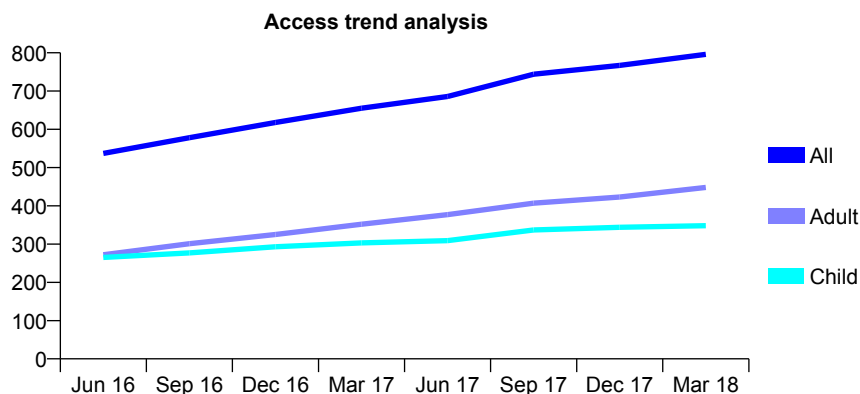
Q60 - Vital Signs At a Glance Contract Report for 145947/0001 - March 2018

Name or company name	Eccleshall Dental Clinic
Contract type name	GDS Contract
Purpose of contract	General
Contract start date	08/01/2015
Contract end date	

17/18 Contracted general activity (UDA)	2,058
Carry forward general activity (UDA)	0
17/18 Contracted orthodontic activity (UOA)	0
Carry forward orthodontic activity (UOA)	0
Baseline contract value	£46,296.32

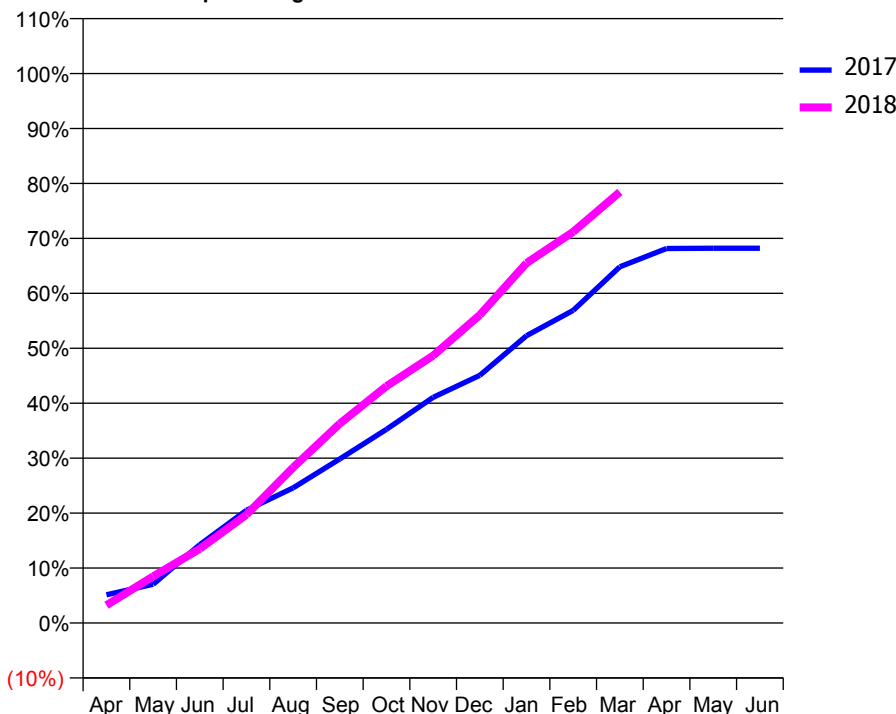
ACCESS*

Patients seen in 24 months	Total	Change since previous quarter
Quarter ending March 2017	655	
Quarter ending June 2017	686	↑
Quarter ending September 2017	744	↑
Quarter ending December 2017	767	↑
Quarter ending March 2018	796	↑
Variance since March 2017	21.5%	↑



ACTIVITY

Cumulative percentage of contracted UDA delivered 2017 & 2018



Adjusted Scheduled Activity (UDA)

Month	2017	2018
April	106	67
May	145	175
June	293	278
July	422	406
August	506	583
September	614	747
October	725	887
November	845	1,002
December	928	1,154
January	1,076	1,348
February	1,171	1,465
March	1,334	1,614
April	1,403	
May	1,404	
June	1,404	

QUALITY

	Quantity	Base Number	Contract	AT	Region	England
% of FP17s for the same patient ID Re-attending within 3 months - Children	46	466	9.9%	10.1%	11.6%	11.9%
% of FP17s for the same patient ID Re-attending within 3 months - Adults	79	509	15.5%	13.5%	15.4%	16.0%
% of FP17s for the same patient ID Re-attending between 3 & 9 months - Children	223	466	47.9%	59.8%	59.4%	58.3%
% of FP17s for the same patient ID Re-attending between 3 & 9 months - Adults	189	509	37.1%	54.2%	51.3%	50.3%
% of FP17s for Band 1 Urgent Courses	101	944	10.7%	7.2%	8.0%	9.1%
% of FP17s Relating to Free Repair or Replacements	4	944	0.4%	0.9%	0.8%	0.8%
% of FP17s Relating to Continuations	0	944	0.0%	1.2%	1.0%	1.0%
% of Patients satisfied with the dentistry they have received	1	1	N/A	91.0%	91.7%	91.5%
% of Patients satisfied with the time they had to wait for an appointment	1	1	N/A	89.4%	88.3%	87.9%

* This is based on patients treated on this contract for their most recent course of treatment. Figures in italics indicate the base number of FP17s or Patient Questionnaire responses are less than 100. N/A is shown where the base number of responses is less than 10 during the period. % is calculated as Quantity/Base number*100

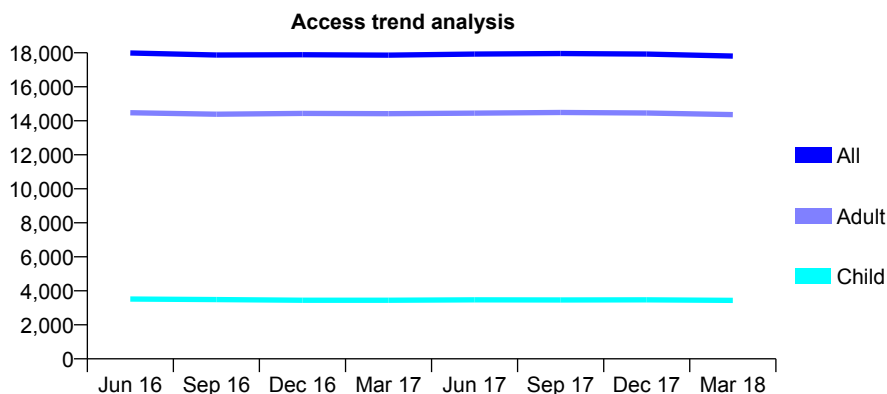
Q60 - Vital Signs At a Glance Contract Report for 148326/0001 - March 2018

Name or company name	Bore Street Dental Practice Limited
Contract type name	GDS Contract
Purpose of contract	General
Contract start date	01/07/2014
Contract end date	

17/18 Contracted general activity (UDA)	49,250
Carry forward general activity (UDA)	-83
17/18 Contracted orthodontic activity (UOA)	0
Carry forward orthodontic activity (UOA)	0
Baseline contract value	£1,128,214.48

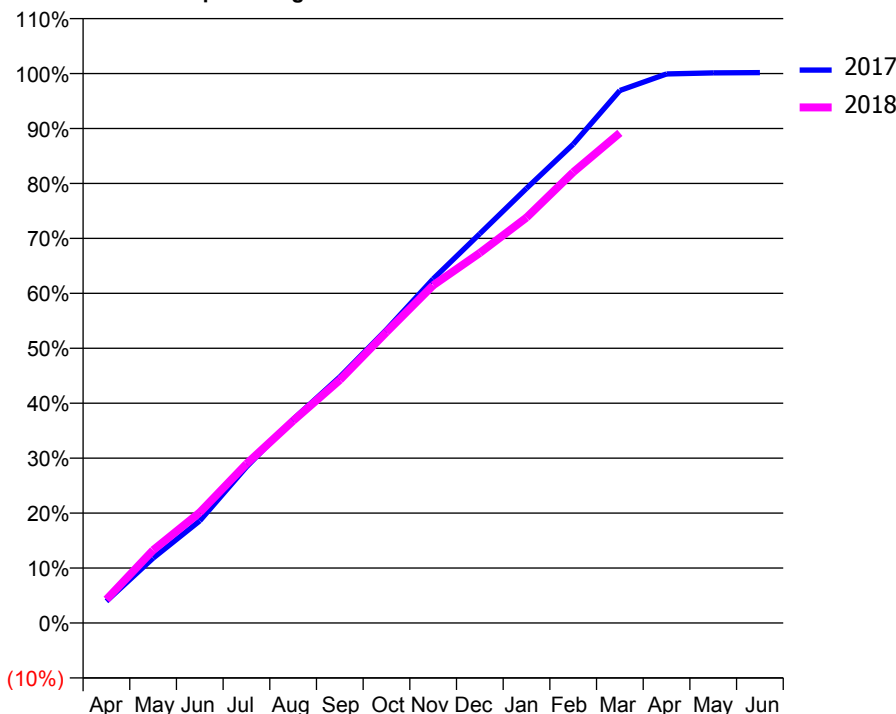
ACCESS*

Patients seen in 24 months	Total	Change since previous quarter
Quarter ending March 2017	17,865	
Quarter ending June 2017	17,925	→
Quarter ending September 2017	17,956	→
Quarter ending December 2017	17,925	→
Quarter ending March 2018	17,804	→
Variance since March 2017	(0.3%)	→



ACTIVITY

Cumulative percentage of contracted UDA delivered 2017 & 2018



Month	Adjusted Scheduled Activity (UDA)	
	2017	2018
April	1,954	2,106
May	5,816	6,526
June	9,159	9,916
July	13,987	14,262
August	18,253	18,122
September	22,053	21,783
October	26,303	26,074
November	30,837	30,265
December	34,889	33,174
January	38,957	36,334
February	42,910	40,398
March	47,726	43,933
April	49,205	
May	49,311	
June	49,333	

QUALITY

	Quantity	Base Number	Contract	AT	Region	England
% of FP17s for the same patient ID Re-attending within 3 months - Children	252	5,342	4.7%	10.1%	11.6%	11.9%
% of FP17s for the same patient ID Re-attending within 3 months - Adults	2,765	21,357	12.9%	13.5%	15.4%	16.0%
% of FP17s for the same patient ID Re-attending between 3 & 9 months - Children	3,584	5,342	67.1%	59.8%	59.4%	58.3%
% of FP17s for the same patient ID Re-attending between 3 & 9 months - Adults	12,488	21,357	58.5%	54.2%	51.3%	50.3%
% of FP17s for Band 1 Urgent Courses	841	25,788	3.3%	7.2%	8.0%	9.1%
% of FP17s Relating to Free Repair or Replacements	271	25,788	1.1%	0.9%	0.8%	0.8%
% of FP17s Relating to Continuations	669	25,788	2.6%	1.2%	1.0%	1.0%
% of Patients satisfied with the dentistry they have received	14	16	87.5%	91.0%	91.7%	91.5%
% of Patients satisfied with the time they had to wait for an appointment	15	16	93.8%	89.4%	88.3%	87.9%

* This is based on patients treated on this contract for their most recent course of treatment. Figures in italics indicate the base number of FP17s or Patient Questionnaire responses are less than 100. N/A is shown where the base number of responses is less than 10 during the period. % is calculated as Quantity/Base number*100

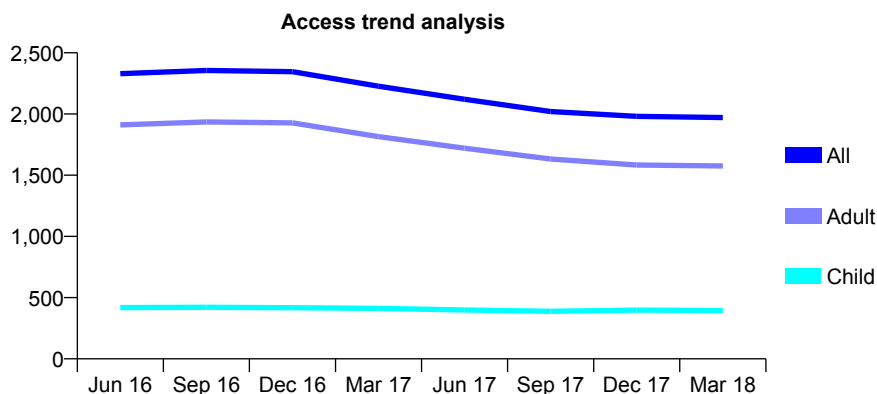
Q60 - Vital Signs At a Glance Contract Report for 148423/0001 - March 2018

Name or company name	Kinver Dental and Implant Surgery
Contract type name	GDS Contract
Purpose of contract	General and Orthodontic
Contract start date	05/01/2015
Contract end date	

17/18 Contracted general activity (UDA)	7,076
Carry forward general activity (UDA)	-1
17/18 Contracted orthodontic activity (UOA)	506
Carry forward orthodontic activity (UOA)	382
Baseline contract value	£187,975.64

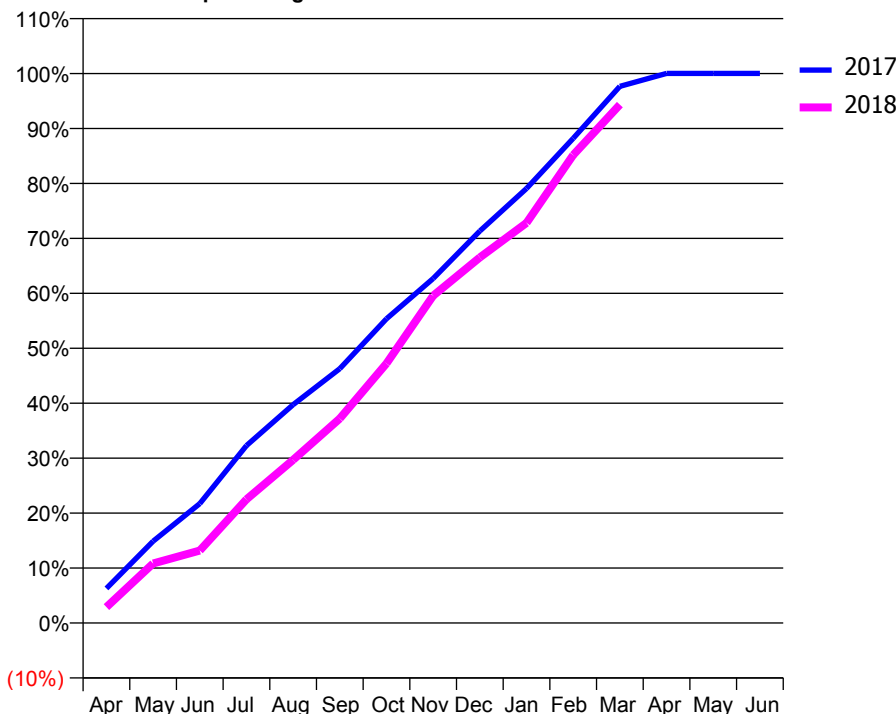
ACCESS*

Patients seen in 24 months	Total	Change since previous quarter
Quarter ending March 2017	2,227	
Quarter ending June 2017	2,120	↓
Quarter ending September 2017	2,020	↓
Quarter ending December 2017	1,981	↓
Quarter ending March 2018	1,971	→
Variance since March 2017	(11.5%)	↓



ACTIVITY

Cumulative percentage of contracted UDA delivered 2017 & 2018



QUALITY

	Quantity	Base Number	Contract	AT	Region	England
% of FP17s for the same patient ID Re-attending within 3 months - Children	80	745	10.7%	10.1%	11.6%	11.9%
% of FP17s for the same patient ID Re-attending within 3 months - Adults	391	2,579	15.2%	13.5%	15.4%	16.0%
% of FP17s for the same patient ID Re-attending between 3 & 9 months - Children	455	745	61.1%	59.8%	59.4%	58.3%
% of FP17s for the same patient ID Re-attending between 3 & 9 months - Adults	1,743	2,579	67.6%	54.2%	51.3%	50.3%
% of FP17s for Band 1 Urgent Courses	122	3,164	3.9%	7.2%	8.0%	9.1%
% of FP17s Relating to Free Repair or Replacements	35	3,164	1.1%	0.9%	0.8%	0.8%
% of FP17s Relating to Continuations	40	3,164	1.3%	1.2%	1.0%	1.0%
% of Patients satisfied with the dentistry they have received	2	2	N/A	91.0%	91.7%	91.5%
% of Patients satisfied with the time they had to wait for an appointment	2	2	N/A	89.4%	88.3%	87.9%

* This is based on patients treated on this contract for their most recent course of treatment. Figures in italics indicate the base number of FP17s or Patient Questionnaire responses are less than 100. N/A is shown where the base number of responses is less than 10 during the period. % is calculated as Quantity/Base number*100

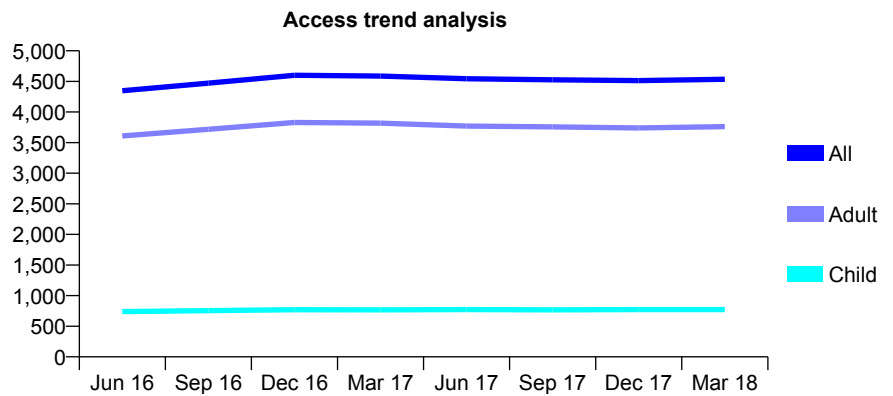
Q60 - Vital Signs At a Glance Contract Report for 148911/0001 - March 2018

Name or company name	Bowdlers House Dental Practice
Contract type name	GDS Contract
Purpose of contract	General
Contract start date	16/01/2015
Contract end date	

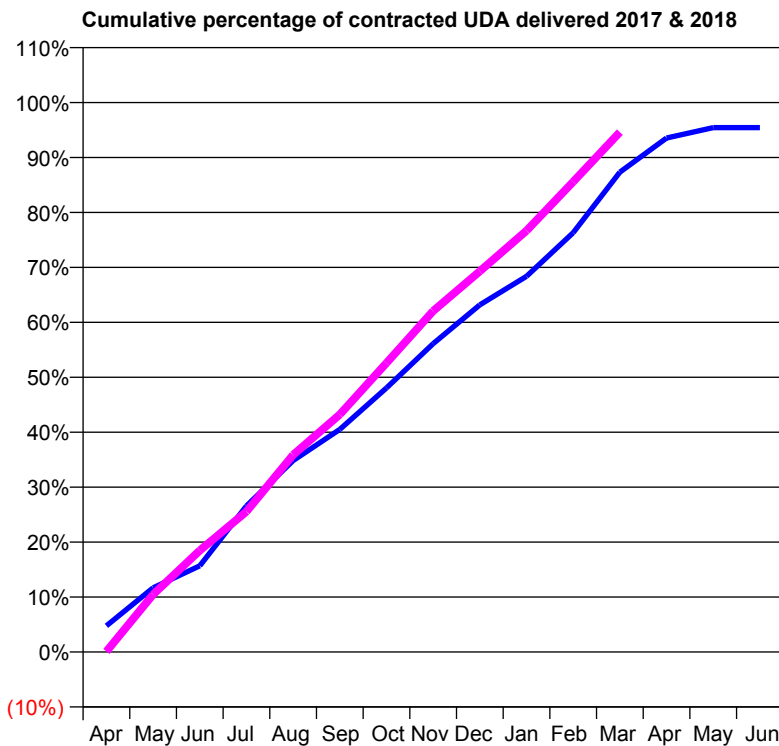
17/18 Contracted general activity (UDA)	13,360
Carry forward general activity (UDA)	0
17/18 Contracted orthodontic activity (UOA)	0
Carry forward orthodontic activity (UOA)	0
Baseline contract value	£310,257.51

ACCESS*

Patients seen in 24 months	Total	Change since previous quarter
Quarter ending March 2017	4,588	
Quarter ending June 2017	4,543	→
Quarter ending September 2017	4,526	→
Quarter ending December 2017	4,513	→
Quarter ending March 2018	4,534	→
Variance since March 2017	(1.2%)	↓



ACTIVITY



Month	Adjusted Scheduled Activity (UDA)	
	2017	2018
April	636	14
May	1,561	1,398
June	2,096	2,469
July	3,550	3,416
August	4,654	4,794
September	5,414	5,776
October	6,422	7,027
November	7,498	8,292
December	8,441	9,256
January	9,134	10,243
February	10,195	11,433
March	11,668	12,640
April	12,496	
May	12,750	
June	12,750	

QUALITY

	Quantity	Base Number	Contract	AT	Region	England
% of FP17s for the same patient ID Re-attending within 3 months - Children	68	1,232	5.5%	10.1%	11.6%	11.9%
% of FP17s for the same patient ID Re-attending within 3 months - Adults	685	5,747	11.9%	13.5%	15.4%	16.0%
% of FP17s for the same patient ID Re-attending between 3 & 9 months - Children	763	1,232	61.9%	59.8%	59.4%	58.3%
% of FP17s for the same patient ID Re-attending between 3 & 9 months - Adults	3,475	5,747	60.5%	54.2%	51.3%	50.3%
% of FP17s for Band 1 Urgent Courses	559	6,582	8.5%	7.2%	8.0%	9.1%
% of FP17s Relating to Free Repair or Replacements	56	6,582	0.9%	0.9%	0.8%	0.8%
% of FP17s Relating to Continuations	37	6,582	0.6%	1.2%	1.0%	1.0%
% of Patients satisfied with the dentistry they have received	16	17	94.1%	91.0%	91.7%	91.5%
% of Patients satisfied with the time they had to wait for an appointment	17	17	100.0%	89.4%	88.3%	87.9%

* This is based on patients treated on this contract for their most recent course of treatment. Figures in italics indicate the base number of FP17s or Patient Questionnaire responses are less than 100. N/A is shown where the base number of responses is less than 10 during the period. % is calculated as Quantity/Base number*100

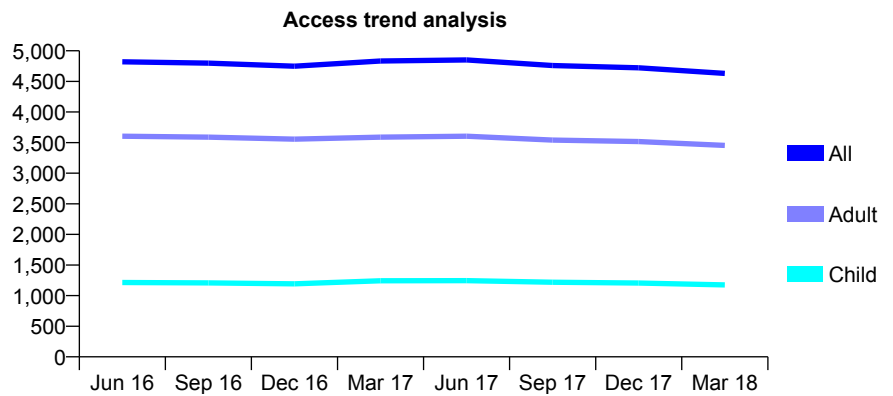
Q60 - Vital Signs At a Glance Contract Report for 149683/0001 - March 2018

Name or company name	Avenue Road Partnership
Contract type name	GDS Contract
Purpose of contract	General
Contract start date	01/09/2014
Contract end date	

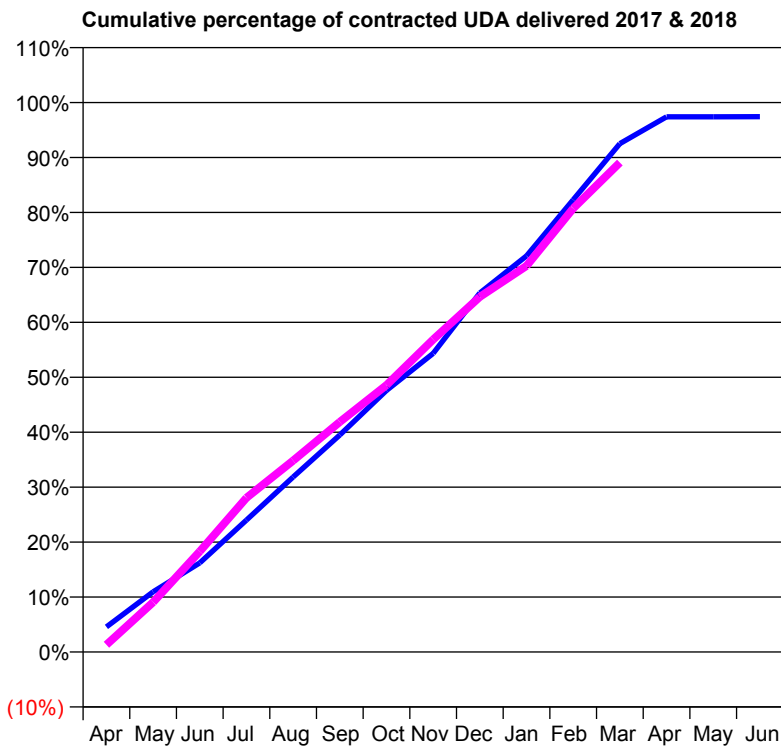
17/18 Contracted general activity (UDA)	13,790
Carry forward general activity (UDA)	356
17/18 Contracted orthodontic activity (UOA)	0
Carry forward orthodontic activity (UOA)	0
Baseline contract value	£396,732.99

ACCESS*

Patients seen in 24 months	Total	Change since previous quarter
Quarter ending March 2017	4,833	
Quarter ending June 2017	4,850	→
Quarter ending September 2017	4,760	↓
Quarter ending December 2017	4,723	→
Quarter ending March 2018	4,631	↓
Variance since March 2017	(4.2%)	↓



ACTIVITY



Month	Adjusted Scheduled Activity (UDA)	
	2017	2018
April	631	181
May	1,512	1,250
June	2,237	2,524
July	3,312	3,870
August	4,392	4,802
September	5,445	5,774
October	6,565	6,698
November	7,494	7,843
December	9,009	8,914
January	9,941	9,688
February	11,348	11,133
March	12,758	12,284
April	13,432	
May	13,431	
June	13,434	

QUALITY

	Quantity	Base Number	Contract	AT	Region	England
% of FP17s for the same patient ID Re-attending within 3 months - Children	101	1,743	5.8%	10.1%	11.6%	11.9%
% of FP17s for the same patient ID Re-attending within 3 months - Adults	542	4,714	11.5%	13.5%	15.4%	16.0%
% of FP17s for the same patient ID Re-attending between 3 & 9 months - Children	1,133	1,743	65.0%	59.8%	59.4%	58.3%
% of FP17s for the same patient ID Re-attending between 3 & 9 months - Adults	2,948	4,714	62.5%	54.2%	51.3%	50.3%
% of FP17s for Band 1 Urgent Courses	427	6,148	6.9%	7.2%	8.0%	9.1%
% of FP17s Relating to Free Repair or Replacements	104	6,148	1.7%	0.9%	0.8%	0.8%
% of FP17s Relating to Continuations	15	6,148	0.2%	1.2%	1.0%	1.0%
% of Patients satisfied with the dentistry they have received	4	5	N/A	91.0%	91.7%	91.5%
% of Patients satisfied with the time they had to wait for an appointment	4	5	N/A	89.4%	88.3%	87.9%

* This is based on patients treated on this contract for their most recent course of treatment. Figures in italics indicate the base number of FP17s or Patient Questionnaire responses are less than 100. N/A is shown where the base number of responses is less than 10 during the period. % is calculated as Quantity/Base number*100

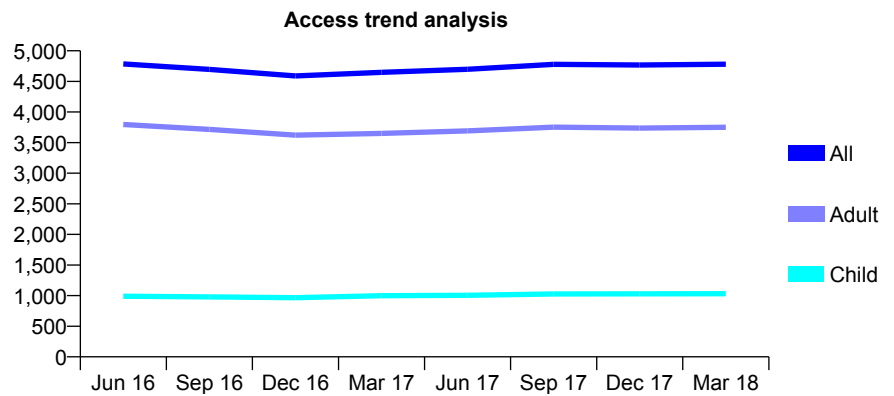
Q60 - Vital Signs At a Glance Contract Report for 152773/0001 - March 2018

Name or company name	Pontesbury Dental Practice
Contract type name	GDS Contract
Purpose of contract	General
Contract start date	08/03/2012
Contract end date	

17/18 Contracted general activity (UDA)	13,142
Carry forward general activity (UDA)	74
17/18 Contracted orthodontic activity (UOA)	0
Carry forward orthodontic activity (UOA)	0
Baseline contract value	£358,600.47

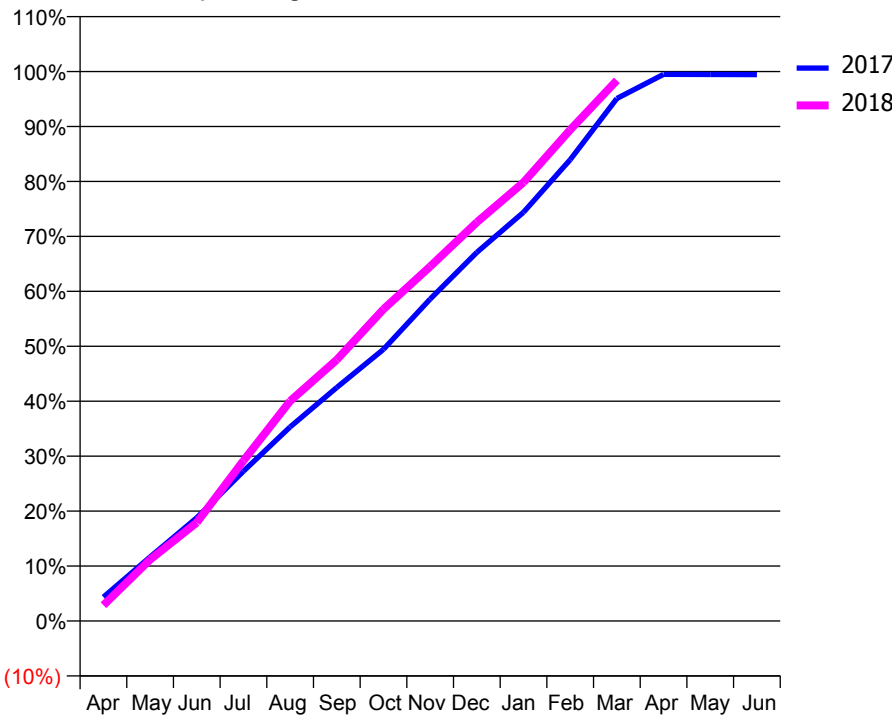
ACCESS*

Patients seen in 24 months	Total	Change since previous quarter
Quarter ending March 2017	4,649	
Quarter ending June 2017	4,698	→
Quarter ending September 2017	4,779	→
Quarter ending December 2017	4,768	→
Quarter ending March 2018	4,782	→
Variance since March 2017	2.9%	↑



ACTIVITY

Cumulative percentage of contracted UDA delivered 2017 & 2018



Month	Adjusted Scheduled Activity (UDA)	
	2017	2018
April	572	378
May	1,532	1,469
June	2,470	2,357
July	3,583	3,833
August	4,640	5,260
September	5,586	6,248
October	6,499	7,457
November	7,701	8,478
December	8,817	9,536
January	9,776	10,492
February	11,032	11,747
March	12,496	12,931
April	13,075	
May	13,071	
June	13,068	

QUALITY

	Quantity	Base Number	Contract	AT	Region	England
% of FP17s for the same patient ID Re-attending within 3 months - Children	66	1,567	4.2%	10.1%	11.6%	11.9%
% of FP17s for the same patient ID Re-attending within 3 months - Adults	533	5,482	9.7%	13.5%	15.4%	16.0%
% of FP17s for the same patient ID Re-attending between 3 & 9 months - Children	990	1,567	63.2%	59.8%	59.4%	58.3%
% of FP17s for the same patient ID Re-attending between 3 & 9 months - Adults	3,003	5,482	54.8%	54.2%	51.3%	50.3%
% of FP17s for Band 1 Urgent Courses	428	6,786	6.3%	7.2%	8.0%	9.1%
% of FP17s Relating to Free Repair or Replacements	23	6,786	0.3%	0.9%	0.8%	0.8%
% of FP17s Relating to Continuations	44	6,786	0.6%	1.2%	1.0%	1.0%
% of Patients satisfied with the dentistry they have received	9	9	N/A	91.0%	91.7%	91.5%
% of Patients satisfied with the time they had to wait for an appointment	8	9	N/A	89.4%	88.3%	87.9%

* This is based on patients treated on this contract for their most recent course of treatment. Figures in italics indicate the base number of FP17s or Patient Questionnaire responses are less than 100. N/A is shown where the base number of responses is less than 10 during the period. % is calculated as Quantity/Base number*100

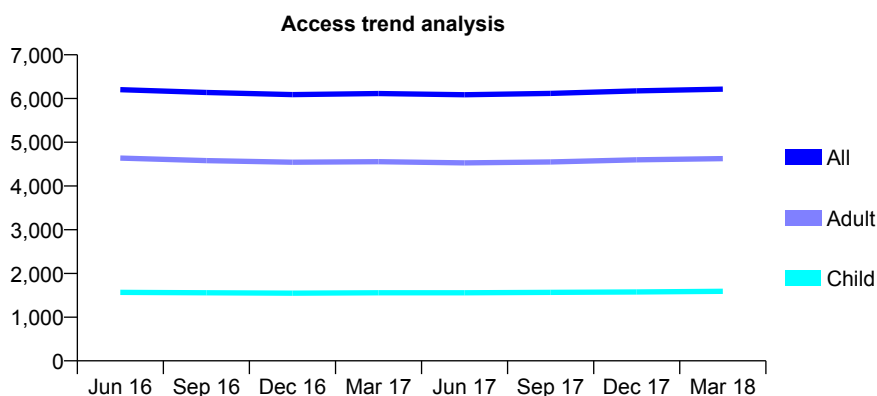
Q60 - Vital Signs At a Glance Contract Report for 153842/0001 - March 2018

Name or company name	P Najran Limited
Contract type name	GDS Contract
Purpose of contract	General
Contract start date	01/07/2014
Contract end date	

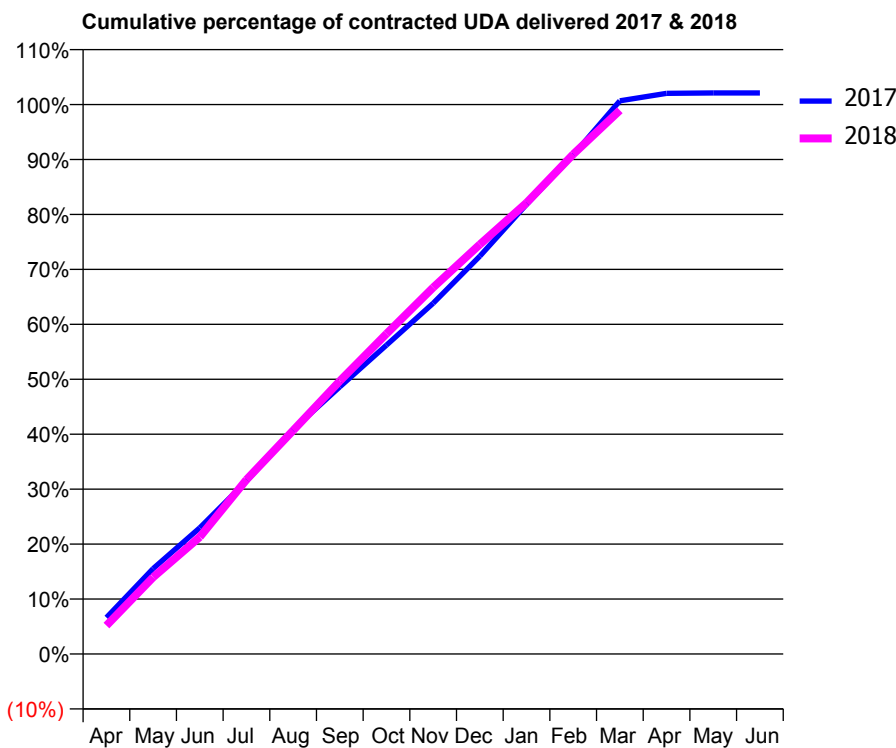
17/18 Contracted general activity (UDA)	19,157
Carry forward general activity (UDA)	-383
17/18 Contracted orthodontic activity (UOA)	0
Carry forward orthodontic activity (UOA)	0
Baseline contract value	£458,755.22

ACCESS*

Patients seen in 24 months	Total	Change since previous quarter
Quarter ending March 2017	6,113	
Quarter ending June 2017	6,086	→
Quarter ending September 2017	6,117	→
Quarter ending December 2017	6,175	→
Quarter ending March 2018	6,214	→
Variance since March 2017	1.7%	→



ACTIVITY



Month	Adjusted Scheduled Activity (UDA)	
	2017	2018
April	1,271	992
May	2,976	2,675
June	4,399	4,080
July	6,028	6,077
August	7,833	7,792
September	9,316	9,519
October	10,770	11,166
November	12,229	12,779
December	13,871	14,279
January	15,674	15,727
February	17,400	17,421
March	19,283	18,955
April	19,548	
May	19,560	
June	19,560	

QUALITY

	Quantity	Base Number	Contract	AT	Region	England
% of FP17s for the same patient ID Re-attending within 3 months - Children	245	2,785	8.8%	10.1%	11.6%	11.9%
% of FP17s for the same patient ID Re-attending within 3 months - Adults	650	6,256	10.4%	13.5%	15.4%	16.0%
% of FP17s for the same patient ID Re-attending between 3 & 9 months - Children	1,792	2,785	64.3%	59.8%	59.4%	58.3%
% of FP17s for the same patient ID Re-attending between 3 & 9 months - Adults	3,861	6,256	61.7%	54.2%	51.3%	50.3%
% of FP17s for Band 1 Urgent Courses	508	8,904	5.7%	7.2%	8.0%	9.1%
% of FP17s Relating to Free Repair or Replacements	119	8,904	1.3%	0.9%	0.8%	0.8%
% of FP17s Relating to Continuations	95	8,904	1.1%	1.2%	1.0%	1.0%
% of Patients satisfied with the dentistry they have received	18	21	85.7%	91.0%	91.7%	91.5%
% of Patients satisfied with the time they had to wait for an appointment	16	21	76.2%	89.4%	88.3%	87.9%

* This is based on patients treated on this contract for their most recent course of treatment. Figures in italics indicate the base number of FP17s or Patient Questionnaire responses are less than 100. N/A is shown where the base number of responses is less than 10 during the period. % is calculated as Quantity/Base number*100

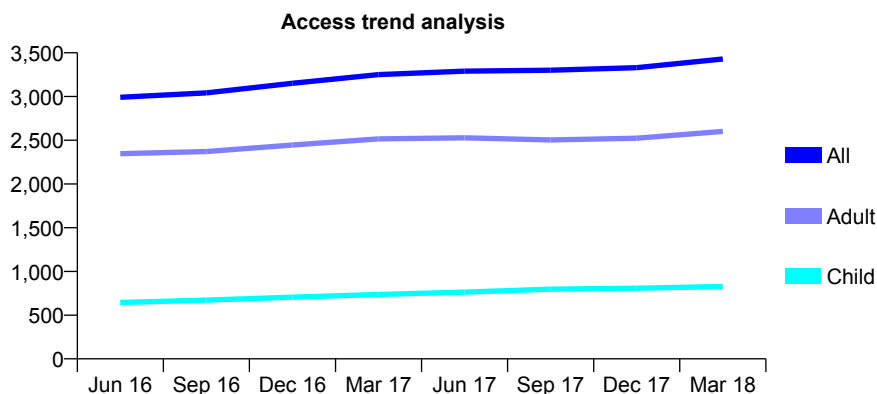
Q60 - Vital Signs At a Glance Contract Report for 154490/0001 - March 2018

Name or company name	Drs Handa and Handa
Contract type name	GDS Contract
Purpose of contract	General
Contract start date	01/08/2013
Contract end date	

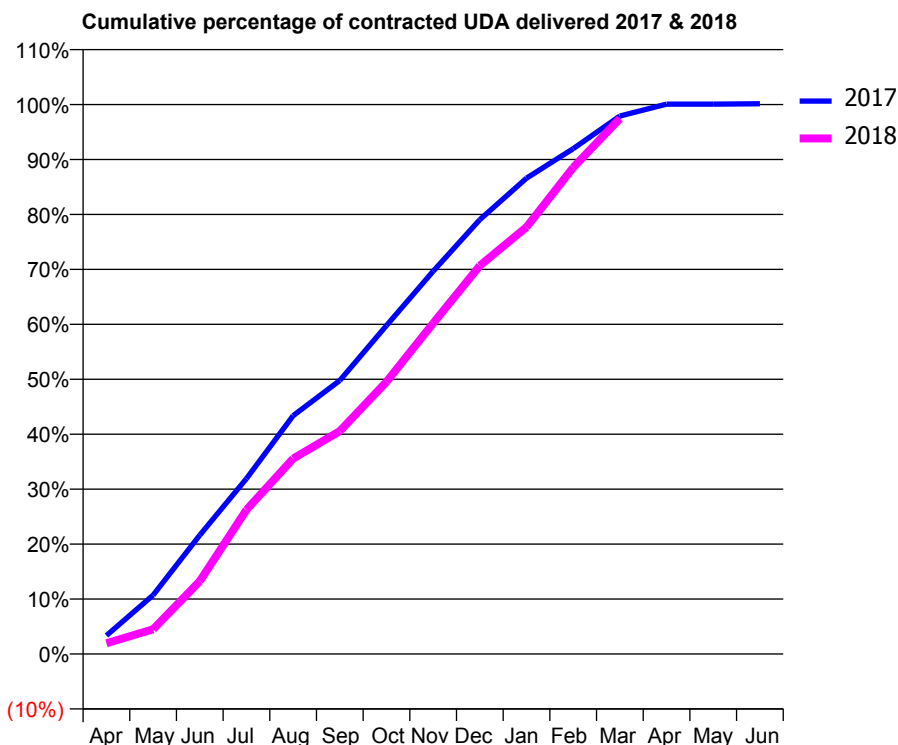
17/18 Contracted general activity (UDA)	7,006
Carry forward general activity (UDA)	-10
17/18 Contracted orthodontic activity (UOA)	0
Carry forward orthodontic activity (UOA)	0
Baseline contract value	£135,093.93

ACCESS*

Patients seen in 24 months	Total	Change since previous quarter
Quarter ending March 2017	3,251	
Quarter ending June 2017	3,291	→
Quarter ending September 2017	3,301	→
Quarter ending December 2017	3,330	→
Quarter ending March 2018	3,429	↑
Variance since March 2017	5.5%	↑



ACTIVITY



Month	Adjusted Scheduled Activity (UDA)	
	2017	2018
April	235	137
May	751	316
June	1,516	930
July	2,237	1,838
August	3,040	2,491
September	3,488	2,841
October	4,188	3,470
November	4,881	4,217
December	5,539	4,952
January	6,068	5,444
February	6,443	6,204
March	6,859	6,828
April	7,010	
May	7,010	
June	7,016	

QUALITY

	Quantity	Base Number	Contract	AT	Region	England
% of FP17s for the same patient ID Re-attending within 3 months - Children	60	1,187	5.1%	10.1%	11.6%	11.9%
% of FP17s for the same patient ID Re-attending within 3 months - Adults	472	3,656	12.9%	13.5%	15.4%	16.0%
% of FP17s for the same patient ID Re-attending between 3 & 9 months - Children	695	1,187	58.6%	59.8%	59.4%	58.3%
% of FP17s for the same patient ID Re-attending between 3 & 9 months - Adults	1,862	3,656	50.9%	54.2%	51.3%	50.3%
% of FP17s for Band 1 Urgent Courses	199	3,946	5.0%	7.2%	8.0%	9.1%
% of FP17s Relating to Free Repair or Replacements	28	3,946	0.7%	0.9%	0.8%	0.8%
% of FP17s Relating to Continuations	68	3,946	1.7%	1.2%	1.0%	1.0%
% of Patients satisfied with the dentistry they have received	7	8	N/A	91.0%	91.7%	91.5%
% of Patients satisfied with the time they had to wait for an appointment	7	8	N/A	89.4%	88.3%	87.9%

* This is based on patients treated on this contract for their most recent course of treatment. Figures in italics indicate the base number of FP17s or Patient Questionnaire responses are less than 100. N/A is shown where the base number of responses is less than 10 during the period. % is calculated as Quantity/Base number*100

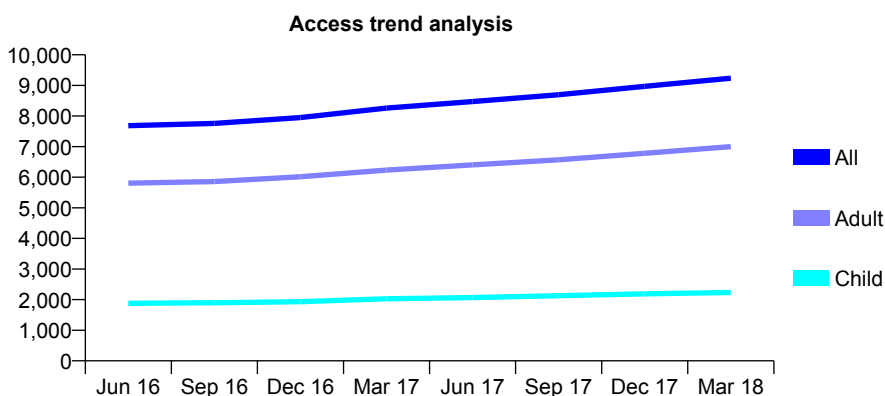
Q60 - Vital Signs At a Glance Contract Report for 157147/0001 - March 2018

Name or company name	Stop the Clock Dental Care Ltd
Contract type name	GDS Contract
Purpose of contract	General
Contract start date	01/02/2010
Contract end date	

17/18 Contracted general activity (UDA)	29,570
Carry forward general activity (UDA)	0
17/18 Contracted orthodontic activity (UOA)	0
Carry forward orthodontic activity (UOA)	0
Baseline contract value	£728,128.54

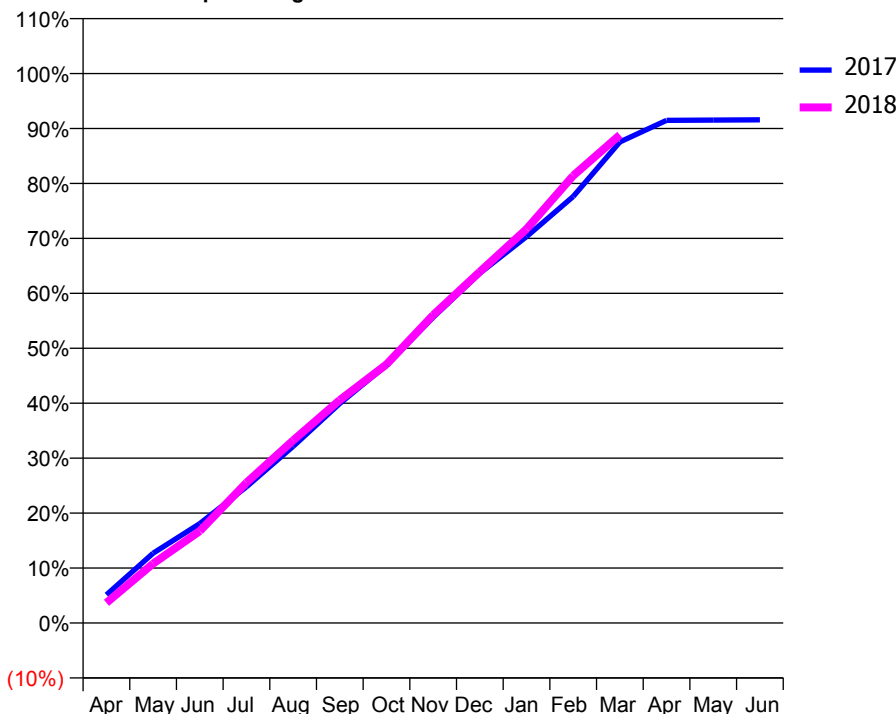
ACCESS*

Patients seen in 24 months	Total	Change since previous quarter
Quarter ending March 2017	8,260	
Quarter ending June 2017	8,473	↑
Quarter ending September 2017	8,695	↑
Quarter ending December 2017	8,970	↑
Quarter ending March 2018	9,235	↑
Variance since March 2017	11.8%	↑



ACTIVITY

Cumulative percentage of contracted UDA delivered 2017 & 2018



Month	Adjusted Scheduled Activity (UDA)	
	2017	2018
April	1,340	1,087
May	3,314	3,195
June	4,718	4,950
July	6,462	7,556
August	8,382	9,825
September	10,417	12,003
October	12,234	13,915
November	14,506	16,575
December	16,596	18,902
January	18,329	21,203
February	20,234	24,069
March	22,823	26,269
April	23,850	
May	23,860	
June	23,873	

QUALITY

	Quantity	Base Number	Contract	AT	Region	England
% of FP17s for the same patient ID Re-attending within 3 months - Children	223	3,759	5.9%	10.1%	11.6%	11.9%
% of FP17s for the same patient ID Re-attending within 3 months - Adults	1,621	11,735	13.8%	13.5%	15.4%	16.0%
% of FP17s for the same patient ID Re-attending between 3 & 9 months - Children	2,628	3,759	69.9%	59.8%	59.4%	58.3%
% of FP17s for the same patient ID Re-attending between 3 & 9 months - Adults	7,386	11,735	62.9%	54.2%	51.3%	50.3%
% of FP17s for Band 1 Urgent Courses	819	14,965	5.5%	7.2%	8.0%	9.1%
% of FP17s Relating to Free Repair or Replacements	302	14,965	2.0%	0.9%	0.8%	0.8%
% of FP17s Relating to Continuations	242	14,965	1.6%	1.2%	1.0%	1.0%
% of Patients satisfied with the dentistry they have received	14	15	93.3%	91.0%	91.7%	91.5%
% of Patients satisfied with the time they had to wait for an appointment	15	15	100.0%	89.4%	88.3%	87.9%

* This is based on patients treated on this contract for their most recent course of treatment. Figures in italics indicate the base number of FP17s or Patient Questionnaire responses are less than 100. N/A is shown where the base number of responses is less than 10 during the period. % is calculated as Quantity/Base number*100

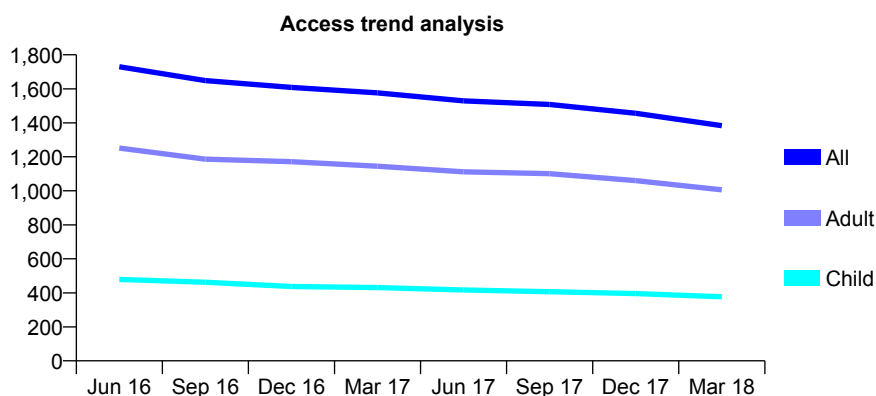
Q60 - Vital Signs At a Glance Contract Report for 159263/0002 - March 2018

Name or company name	Broseley Dental Practice Ltd
Contract type name	GDS Contract
Purpose of contract	General
Contract start date	01/07/2009
Contract end date	

17/18 Contracted general activity (UDA)	5,619
Carry forward general activity (UDA)	0
17/18 Contracted orthodontic activity (UOA)	0
Carry forward orthodontic activity (UOA)	0
Baseline contract value	£149,191.15

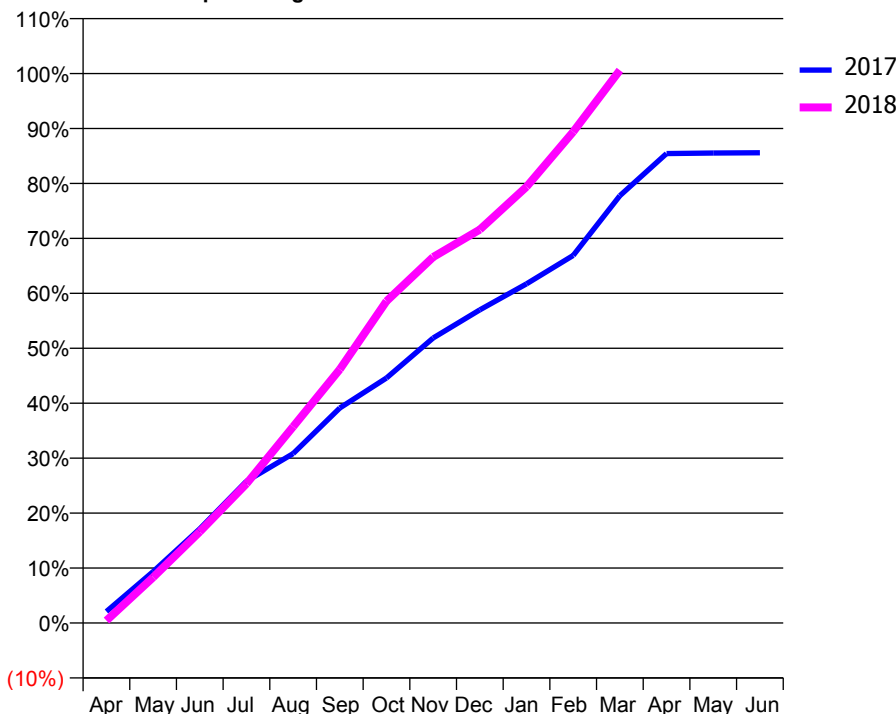
ACCESS*

Patients seen in 24 months	Total	Change since previous quarter
Quarter ending March 2017	1,576	
Quarter ending June 2017	1,529	↓
Quarter ending September 2017	1,508	↓
Quarter ending December 2017	1,456	↓
Quarter ending March 2018	1,383	↓
Variance since March 2017	(12.2%)	↓



ACTIVITY

Cumulative percentage of contracted UDA delivered 2017 & 2018



Month	Adjusted Scheduled Activity (UDA)	
	2017	2018
April	118	25
May	526	467
June	963	934
July	1,450	1,425
August	1,732	2,008
September	2,199	2,594
October	2,505	3,291
November	2,915	3,742
December	3,202	4,024
January	3,468	4,461
February	3,759	5,023
March	4,369	5,653
April	4,801	
May	4,806	
June	4,809	

QUALITY

	Quantity	Base Number	Contract	AT	Region	England
% of FP17s for the same patient ID Re-attending within 3 months - Children	72	672	10.7%	10.1%	11.6%	11.9%
% of FP17s for the same patient ID Re-attending within 3 months - Adults	200	1,514	13.2%	13.5%	15.4%	16.0%
% of FP17s for the same patient ID Re-attending between 3 & 9 months - Children	420	672	62.5%	59.8%	59.4%	58.3%
% of FP17s for the same patient ID Re-attending between 3 & 9 months - Adults	851	1,514	56.2%	54.2%	51.3%	50.3%
% of FP17s for Band 1 Urgent Courses	146	2,042	7.1%	7.2%	8.0%	9.1%
% of FP17s Relating to Free Repair or Replacements	19	2,042	0.9%	0.9%	0.8%	0.8%
% of FP17s Relating to Continuations	2	2,042	0.1%	1.2%	1.0%	1.0%
% of Patients satisfied with the dentistry they have received	4	4	N/A	91.0%	91.7%	91.5%
% of Patients satisfied with the time they had to wait for an appointment	3	4	N/A	89.4%	88.3%	87.9%

* This is based on patients treated on this contract for their most recent course of treatment. Figures in italics indicate the base number of FP17s or Patient Questionnaire responses are less than 100. N/A is shown where the base number of responses is less than 10 during the period. % is calculated as Quantity/Base number*100

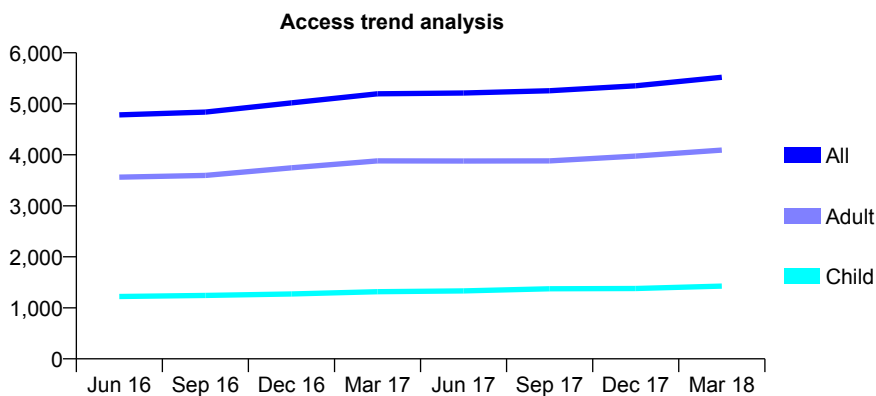
Q60 - Vital Signs At a Glance Contract Report for 159441/0001 - March 2018

Name or company name	DentalPerfection@Branston
Contract type name	GDS Contract
Purpose of contract	General
Contract start date	28/01/2011
Contract end date	

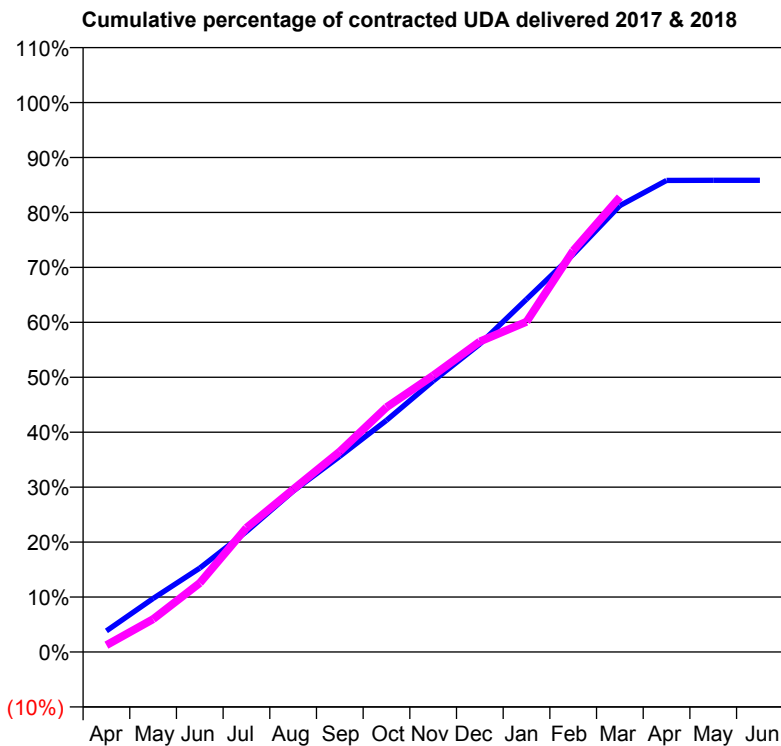
17/18 Contracted general activity (UDA)	15,786
Carry forward general activity (UDA)	0
17/18 Contracted orthodontic activity (UOA)	0
Carry forward orthodontic activity (UOA)	0
Baseline contract value	£369,535.43

ACCESS*

Patients seen in 24 months	Total	Change since previous quarter
Quarter ending March 2017	5,196	
Quarter ending June 2017	5,212	→
Quarter ending September 2017	5,255	→
Quarter ending December 2017	5,354	→
Quarter ending March 2018	5,519	↑
Variance since March 2017	6.2%	↑



ACTIVITY



Month	Adjusted Scheduled Activity (UDA)	
	2017	2018
April	606	199
May	1,538	946
June	2,410	1,982
July	3,462	3,567
August	4,624	4,671
September	5,621	5,759
October	6,657	7,032
November	7,788	7,943
December	8,847	8,922
January	10,133	9,489
February	11,421	11,530
March	12,823	13,067
April	13,546	
May	13,551	
June	13,553	

QUALITY

	Quantity	Base Number	Contract	AT	Region	England
% of FP17s for the same patient ID Re-attending within 3 months - Children	116	1,937	6.0%	10.1%	11.6%	11.9%
% of FP17s for the same patient ID Re-attending within 3 months - Adults	504	4,963	10.2%	13.5%	15.4%	16.0%
% of FP17s for the same patient ID Re-attending between 3 & 9 months - Children	1,057	1,937	54.6%	59.8%	59.4%	58.3%
% of FP17s for the same patient ID Re-attending between 3 & 9 months - Adults	2,465	4,963	49.7%	54.2%	51.3%	50.3%
% of FP17s for Band 1 Urgent Courses	233	6,569	3.5%	7.2%	8.0%	9.1%
% of FP17s Relating to Free Repair or Replacements	19	6,569	0.3%	0.9%	0.8%	0.8%
% of FP17s Relating to Continuations	138	6,569	2.1%	1.2%	1.0%	1.0%
% of Patients satisfied with the dentistry they have received	11	12	91.7%	91.0%	91.7%	91.5%
% of Patients satisfied with the time they had to wait for an appointment	11	12	91.7%	89.4%	88.3%	87.9%

* This is based on patients treated on this contract for their most recent course of treatment. Figures in italics indicate the base number of FP17s or Patient Questionnaire responses are less than 100. N/A is shown where the base number of responses is less than 10 during the period. % is calculated as Quantity/Base number*100

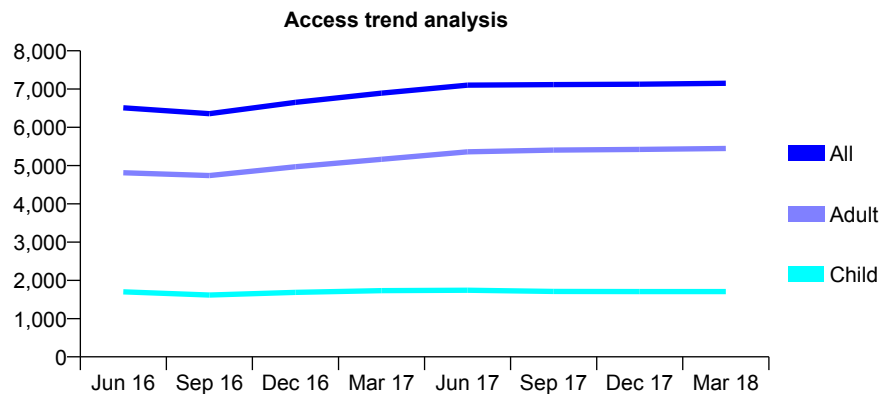
Q60 - Vital Signs At a Glance Contract Report for 161799/0001 - March 2018

Name or company name	Lyme Dental Practice
Contract type name	GDS Contract
Purpose of contract	General
Contract start date	21/10/2013
Contract end date	

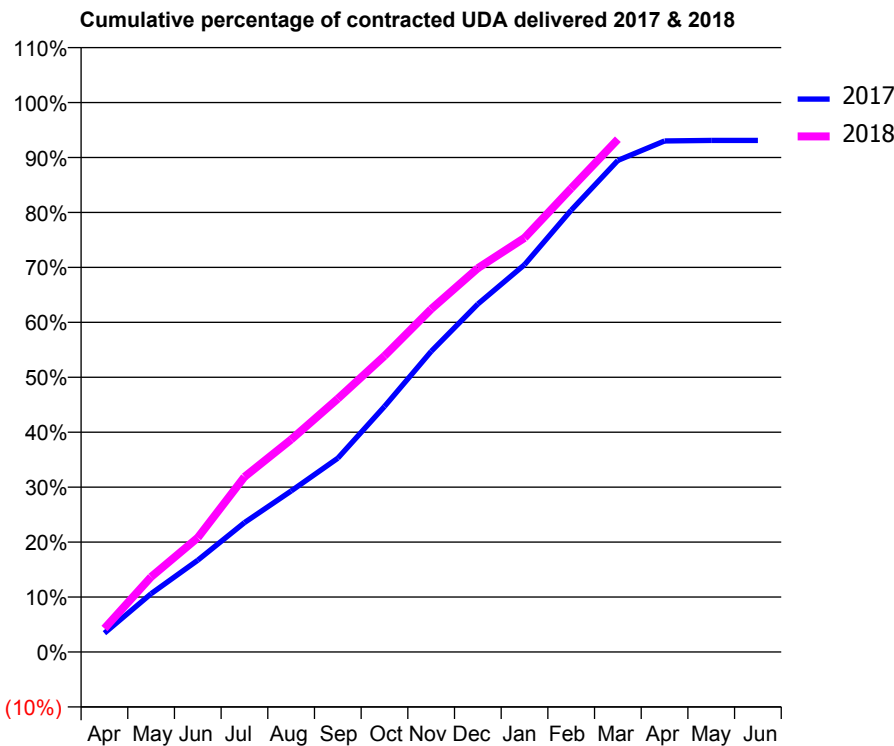
17/18 Contracted general activity (UDA)	19,000
Carry forward general activity (UDA)	0
17/18 Contracted orthodontic activity (UOA)	0
Carry forward orthodontic activity (UOA)	0
Baseline contract value	£434,988.10

ACCESS*

Patients seen in 24 months	Total	Change since previous quarter
Quarter ending March 2017	6,892	
Quarter ending June 2017	7,103	↑
Quarter ending September 2017	7,116	→
Quarter ending December 2017	7,128	→
Quarter ending March 2018	7,151	→
Variance since March 2017	3.8%	↑



ACTIVITY



Month	Adjusted Scheduled Activity (UDA)	
	2017	2018
April	655	813
May	2,018	2,599
June	3,176	3,956
July	4,475	6,056
August	5,569	7,349
September	6,704	8,759
October	8,489	10,236
November	10,396	11,856
December	12,032	13,273
January	13,390	14,320
February	15,278	16,032
March	16,995	17,729
April	17,669	
May	17,687	
June	17,691	

QUALITY

	Quantity	Base Number	Contract	AT	Region	England
% of FP17s for the same patient ID Re-attending within 3 months - Children	190	2,611	7.3%	10.1%	11.6%	11.9%
% of FP17s for the same patient ID Re-attending within 3 months - Adults	804	7,627	10.5%	13.5%	15.4%	16.0%
% of FP17s for the same patient ID Re-attending between 3 & 9 months - Children	1,551	2,611	59.4%	59.8%	59.4%	58.3%
% of FP17s for the same patient ID Re-attending between 3 & 9 months - Adults	4,497	7,627	59.0%	54.2%	51.3%	50.3%
% of FP17s for Band 1 Urgent Courses	505	9,828	5.1%	7.2%	8.0%	9.1%
% of FP17s Relating to Free Repair or Replacements	55	9,828	0.6%	0.9%	0.8%	0.8%
% of FP17s Relating to Continuations	159	9,828	1.6%	1.2%	1.0%	1.0%
% of Patients satisfied with the dentistry they have received	10	10	100.0%	91.0%	91.7%	91.5%
% of Patients satisfied with the time they had to wait for an appointment	10	10	100.0%	89.4%	88.3%	87.9%

* This is based on patients treated on this contract for their most recent course of treatment. Figures in italics indicate the base number of FP17s or Patient Questionnaire responses are less than 100. N/A is shown where the base number of responses is less than 10 during the period. % is calculated as Quantity/Base number*100

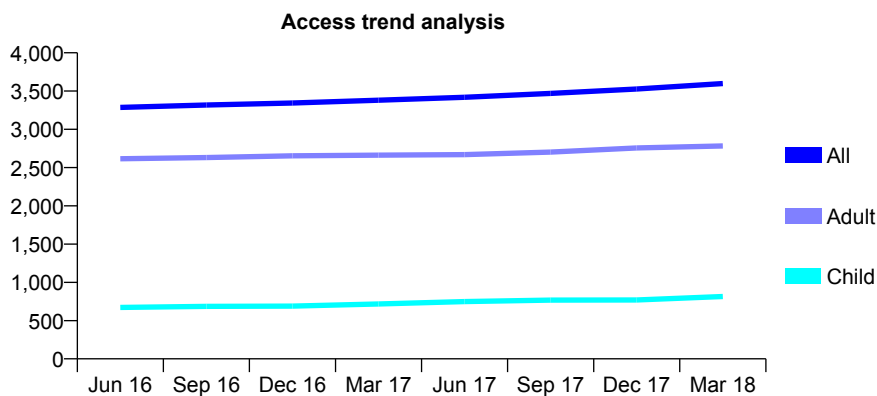
Q60 - Vital Signs At a Glance Contract Report for 162094/0001 - March 2018

Name or company name	The Dental Surgery
Contract type name	GDS Contract
Purpose of contract	General
Contract start date	01/10/2009
Contract end date	

17/18 Contracted general activity (UDA)	10,964
Carry forward general activity (UDA)	151
17/18 Contracted orthodontic activity (UOA)	0
Carry forward orthodontic activity (UOA)	0
Baseline contract value	£186,466.48

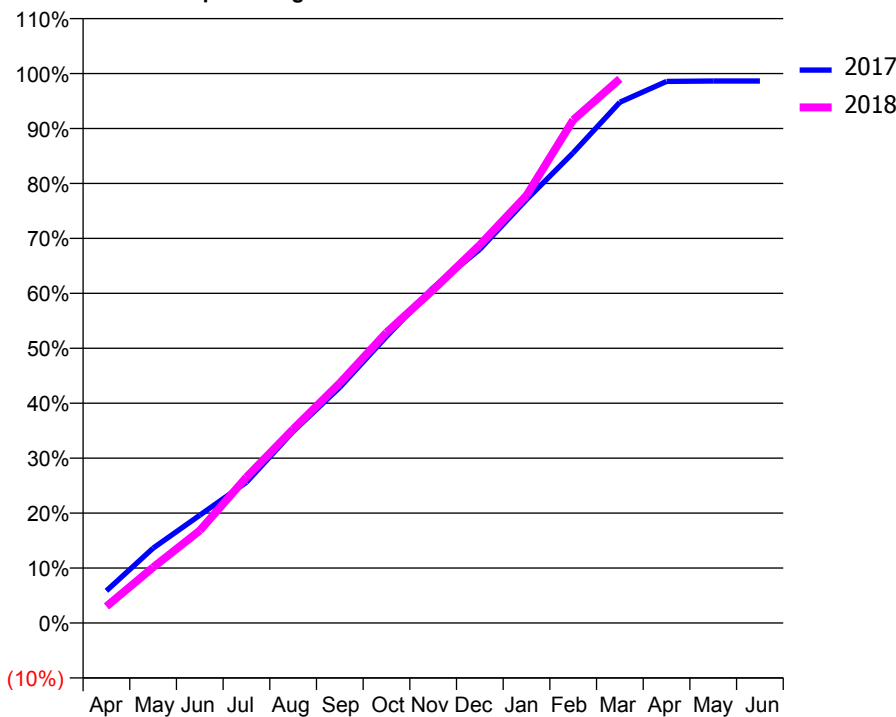
ACCESS*

Patients seen in 24 months	Total	Change since previous quarter
Quarter ending March 2017	3,380	
Quarter ending June 2017	3,418	→
Quarter ending September 2017	3,470	→
Quarter ending December 2017	3,526	→
Quarter ending March 2018	3,598	↑
Variance since March 2017	6.4%	↑



ACTIVITY

Cumulative percentage of contracted UDA delivered 2017 & 2018



Month	Adjusted Scheduled Activity (UDA)	
	2017	2018
April	642	332
May	1,494	1,111
June	2,150	1,845
July	2,807	2,910
August	3,823	3,868
September	4,702	4,787
October	5,715	5,795
November	6,691	6,648
December	7,455	7,543
January	8,449	8,531
February	9,383	10,037
March	10,391	10,857
April	10,806	
May	10,813	
June	10,813	

QUALITY

	Quantity	Base Number	Contract	AT	Region	England
% of FP17s for the same patient ID Re-attending within 3 months - Children	15	900	1.7%	10.1%	11.6%	11.9%
% of FP17s for the same patient ID Re-attending within 3 months - Adults	212	3,070	6.9%	13.5%	15.4%	16.0%
% of FP17s for the same patient ID Re-attending between 3 & 9 months - Children	317	900	35.2%	59.8%	59.4%	58.3%
% of FP17s for the same patient ID Re-attending between 3 & 9 months - Adults	1,353	3,070	44.1%	54.2%	51.3%	50.3%
% of FP17s for Band 1 Urgent Courses	204	3,809	5.4%	7.2%	8.0%	9.1%
% of FP17s Relating to Free Repair or Replacements	43	3,809	1.1%	0.9%	0.8%	0.8%
% of FP17s Relating to Continuations	7	3,809	0.2%	1.2%	1.0%	1.0%
% of Patients satisfied with the dentistry they have received	3	4	N/A	91.0%	91.7%	91.5%
% of Patients satisfied with the time they had to wait for an appointment	3	4	N/A	89.4%	88.3%	87.9%

* This is based on patients treated on this contract for their most recent course of treatment. Figures in italics indicate the base number of FP17s or Patient Questionnaire responses are less than 100. N/A is shown where the base number of responses is less than 10 during the period. % is calculated as Quantity/Base number*100

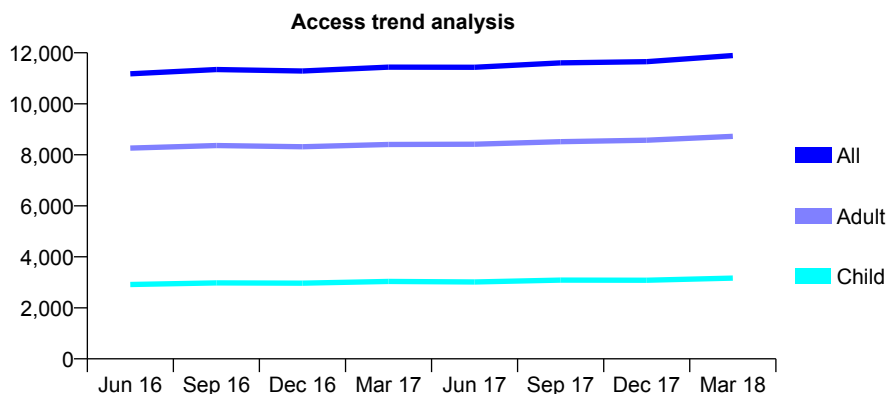
Q60 - Vital Signs At a Glance Contract Report for 162671/0001 - March 2018

Name or company name	Smallthorne Family Dental Centre
Contract type name	GDS Contract
Purpose of contract	General
Contract start date	01/04/2012
Contract end date	

17/18 Contracted general activity (UDA)	31,552
Carry forward general activity (UDA)	0
17/18 Contracted orthodontic activity (UOA)	0
Carry forward orthodontic activity (UOA)	0
Baseline contract value	£917,947.93

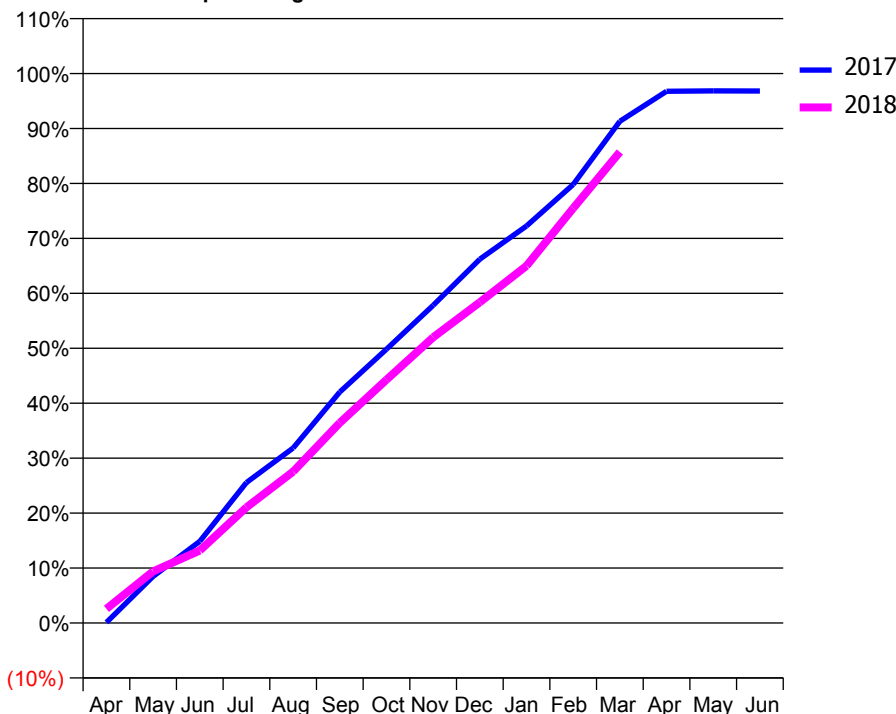
ACCESS*

Patients seen in 24 months	Total	Change since previous quarter
Quarter ending March 2017	11,439	
Quarter ending June 2017	11,433	→
Quarter ending September 2017	11,604	→
Quarter ending December 2017	11,654	→
Quarter ending March 2018	11,891	↑
Variance since March 2017	4.0%	↑



ACTIVITY

Cumulative percentage of contracted UDA delivered 2017 & 2018



Month	Adjusted Scheduled Activity (UDA)	
	2017	2018
April	35	815
May	2,679	2,971
June	4,690	4,163
July	8,065	6,642
August	10,052	8,693
September	13,266	11,500
October	15,726	13,972
November	18,242	16,407
December	20,892	18,416
January	22,800	20,506
February	25,182	23,819
March	28,810	27,049
April	30,535	
May	30,552	
June	30,548	

QUALITY

	Quantity	Base Number	Contract	AT	Region	England
% of FP17s for the same patient ID Re-attending within 3 months - Children	306	3,961	7.7%	10.1%	11.6%	11.9%
% of FP17s for the same patient ID Re-attending within 3 months - Adults	1,295	10,374	12.5%	13.5%	15.4%	16.0%
% of FP17s for the same patient ID Re-attending between 3 & 9 months - Children	1,858	3,961	46.9%	59.8%	59.4%	58.3%
% of FP17s for the same patient ID Re-attending between 3 & 9 months - Adults	4,729	10,374	45.6%	54.2%	51.3%	50.3%
% of FP17s for Band 1 Urgent Courses	707	13,657	5.2%	7.2%	8.0%	9.1%
% of FP17s Relating to Free Repair or Replacements	170	13,657	1.2%	0.9%	0.8%	0.8%
% of FP17s Relating to Continuations	70	13,657	0.5%	1.2%	1.0%	1.0%
% of Patients satisfied with the dentistry they have received	13	14	92.9%	91.0%	91.7%	91.5%
% of Patients satisfied with the time they had to wait for an appointment	12	14	85.7%	89.4%	88.3%	87.9%

* This is based on patients treated on this contract for their most recent course of treatment. Figures in italics indicate the base number of FP17s or Patient Questionnaire responses are less than 100. N/A is shown where the base number of responses is less than 10 during the period. % is calculated as Quantity/Base number*100

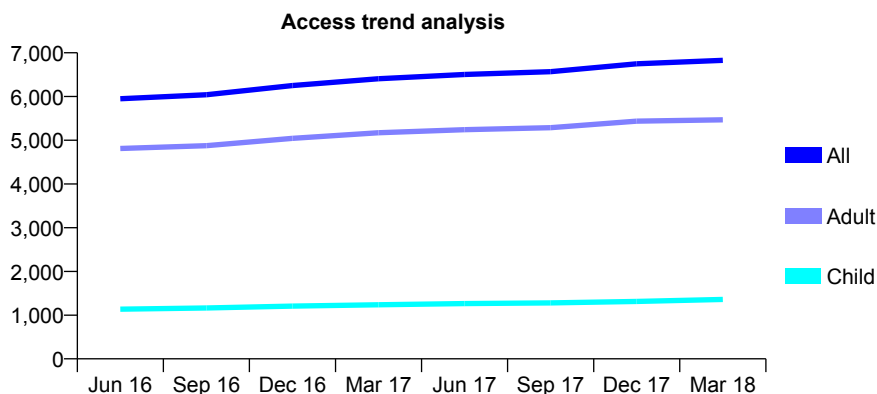
Q60 - Vital Signs At a Glance Contract Report for 165581/0001 - March 2018

Name or company name	Meir Health Dental Surgery
Contract type name	GDS Contract
Purpose of contract	General
Contract start date	01/04/2010
Contract end date	

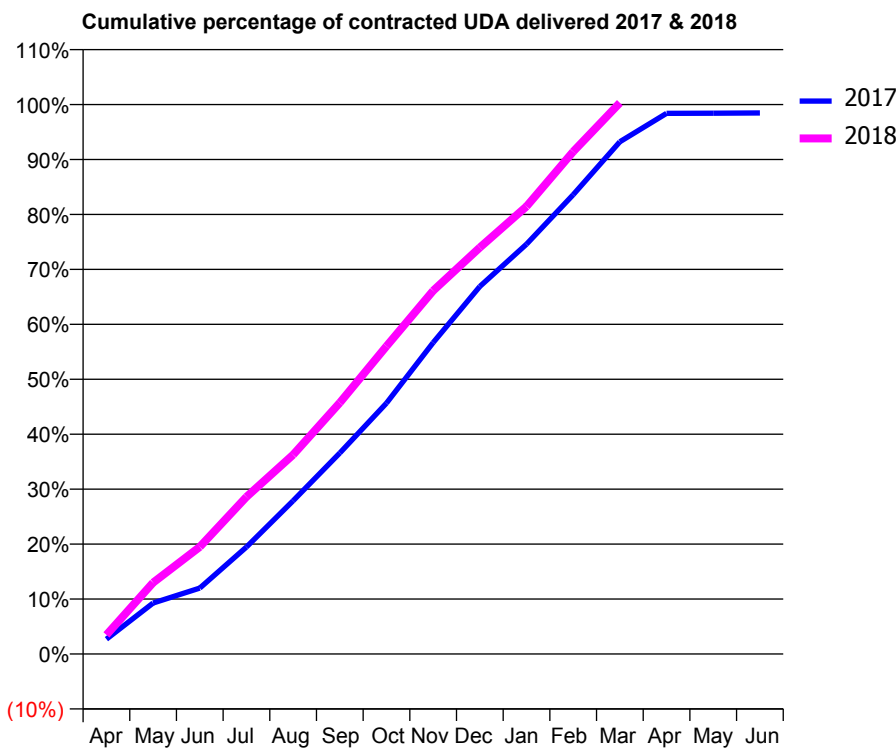
17/18 Contracted general activity (UDA)	17,250
Carry forward general activity (UDA)	264
17/18 Contracted orthodontic activity (UOA)	0
Carry forward orthodontic activity (UOA)	0
Baseline contract value	£457,241.85

ACCESS*

Patients seen in 24 months	Total	Change since previous quarter
Quarter ending March 2017	6,407	
Quarter ending June 2017	6,504	→
Quarter ending September 2017	6,568	→
Quarter ending December 2017	6,748	↑
Quarter ending March 2018	6,828	→
Variance since March 2017	6.6%	↑



ACTIVITY



Month	Adjusted Scheduled Activity (UDA)	
	2017	2018
April	465	601
May	1,601	2,241
June	2,072	3,365
July	3,358	4,932
August	4,812	6,258
September	6,309	7,889
October	7,878	9,661
November	9,775	11,406
December	11,539	12,760
January	12,866	14,052
February	14,420	15,772
March	16,079	17,305
April	16,972	
May	16,977	
June	16,986	

QUALITY

	Quantity	Base Number	Contract	AT	Region	England
% of FP17s for the same patient ID Re-attending within 3 months - Children	89	1,922	4.6%	10.1%	11.6%	11.9%
% of FP17s for the same patient ID Re-attending within 3 months - Adults	840	7,954	10.6%	13.5%	15.4%	16.0%
% of FP17s for the same patient ID Re-attending between 3 & 9 months - Children	1,128	1,922	58.7%	59.8%	59.4%	58.3%
% of FP17s for the same patient ID Re-attending between 3 & 9 months - Adults	5,003	7,954	62.9%	54.2%	51.3%	50.3%
% of FP17s for Band 1 Urgent Courses	546	9,448	5.8%	7.2%	8.0%	9.1%
% of FP17s Relating to Free Repair or Replacements	69	9,448	0.7%	0.9%	0.8%	0.8%
% of FP17s Relating to Continuations	48	9,448	0.5%	1.2%	1.0%	1.0%
% of Patients satisfied with the dentistry they have received	6	6	N/A	91.0%	91.7%	91.5%
% of Patients satisfied with the time they had to wait for an appointment	6	6	N/A	89.4%	88.3%	87.9%

* This is based on patients treated on this contract for their most recent course of treatment. Figures in italics indicate the base number of FP17s or Patient Questionnaire responses are less than 100. N/A is shown where the base number of responses is less than 10 during the period. % is calculated as Quantity/Base number*100

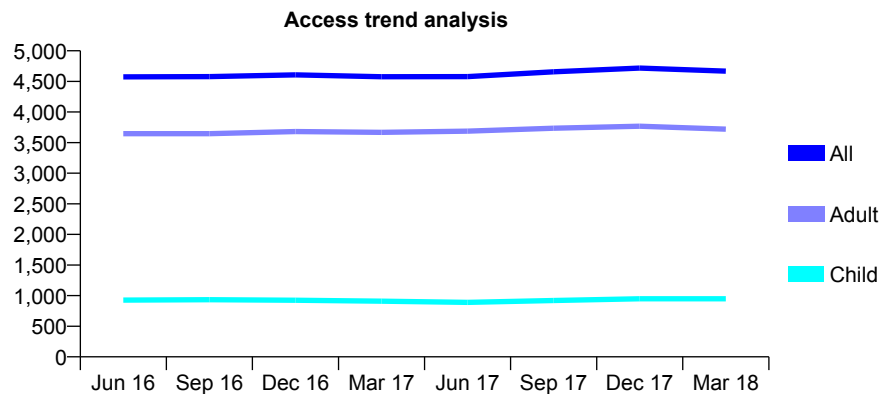
Q60 - Vital Signs At a Glance Contract Report for 165832/0001 - March 2018

Name or company name	Dam Street Dental Practice
Contract type name	GDS Contract
Purpose of contract	General
Contract start date	16/05/2012
Contract end date	

17/18 Contracted general activity (UDA)	12,210
Carry forward general activity (UDA)	-127
17/18 Contracted orthodontic activity (UOA)	0
Carry forward orthodontic activity (UOA)	0
Baseline contract value	£314,797.02

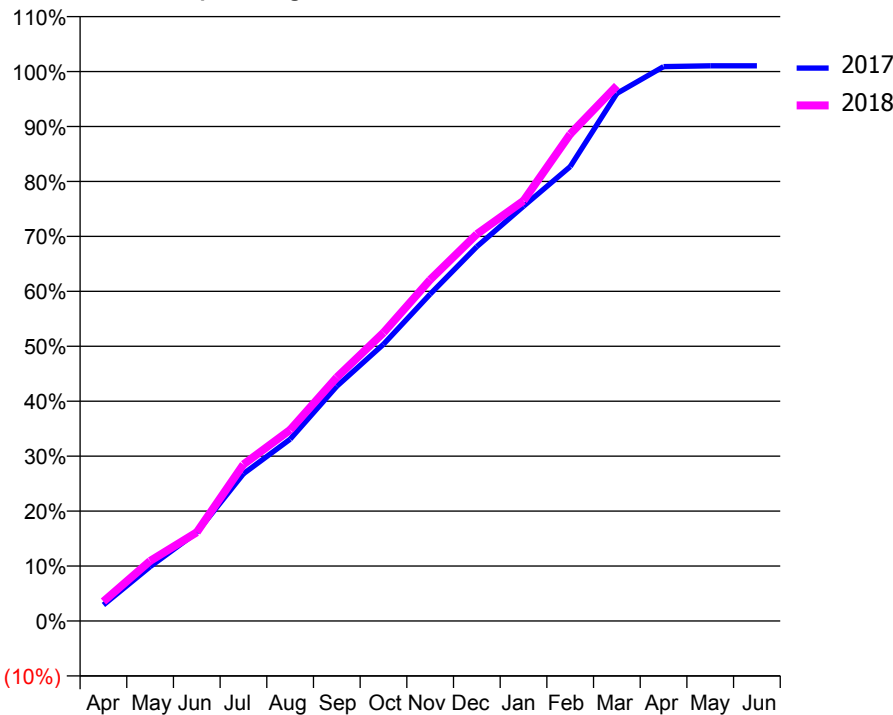
ACCESS*

Patients seen in 24 months	Total	Change since previous quarter
Quarter ending March 2017	4,577	
Quarter ending June 2017	4,578	→
Quarter ending September 2017	4,656	→
Quarter ending December 2017	4,717	→
Quarter ending March 2018	4,667	↓
Variance since March 2017	2.0%	→



ACTIVITY

Cumulative percentage of contracted UDA delivered 2017 & 2018



Month	Adjusted Scheduled Activity (UDA)	
	2017	2018
April	358	435
May	1,206	1,334
June	1,969	1,973
July	3,273	3,481
August	4,040	4,246
September	5,216	5,414
October	6,150	6,407
November	7,264	7,585
December	8,320	8,598
January	9,216	9,336
February	10,097	10,820
March	11,724	11,895
April	12,318	
May	12,337	
June	12,337	

QUALITY

	Quantity	Base Number	Contract	AT	Region	England
% of FP17s for the same patient ID Re-attending within 3 months - Children	100	1,268	7.9%	10.1%	11.6%	11.9%
% of FP17s for the same patient ID Re-attending within 3 months - Adults	786	5,041	15.6%	13.5%	15.4%	16.0%
% of FP17s for the same patient ID Re-attending between 3 & 9 months - Children	581	1,268	45.8%	59.8%	59.4%	58.3%
% of FP17s for the same patient ID Re-attending between 3 & 9 months - Adults	2,437	5,041	48.3%	54.2%	51.3%	50.3%
% of FP17s for Band 1 Urgent Courses	307	5,508	5.6%	7.2%	8.0%	9.1%
% of FP17s Relating to Free Repair or Replacements	69	5,508	1.3%	0.9%	0.8%	0.8%
% of FP17s Relating to Continuations	123	5,508	2.2%	1.2%	1.0%	1.0%
% of Patients satisfied with the dentistry they have received	7	8	N/A	91.0%	91.7%	91.5%
% of Patients satisfied with the time they had to wait for an appointment	7	8	N/A	89.4%	88.3%	87.9%

* This is based on patients treated on this contract for their most recent course of treatment. Figures in italics indicate the base number of FP17s or Patient Questionnaire responses are less than 100. N/A is shown where the base number of responses is less than 10 during the period. % is calculated as Quantity/Base number*100

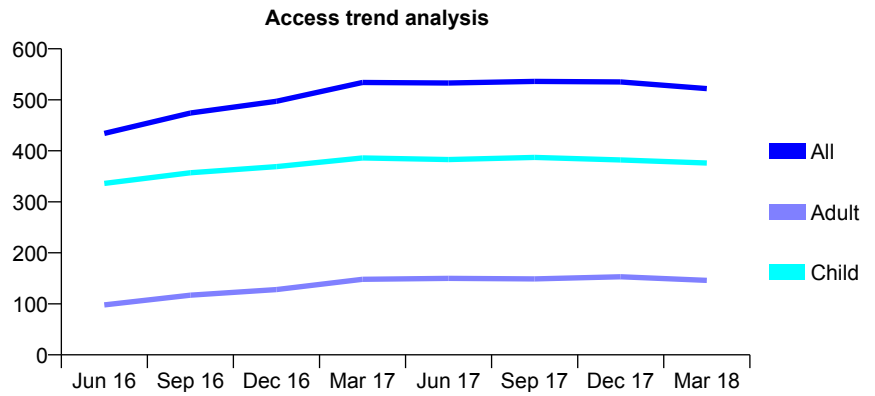
Q60 - Vital Signs At a Glance Contract Report for 166219/0001 - March 2018

Name or company name	Grocott and Vlok
Contract type name	GDS Contract
Purpose of contract	General
Contract start date	18/05/2015
Contract end date	

17/18 Contracted general activity (UDA)	1,471
Carry forward general activity (UDA)	0
17/18 Contracted orthodontic activity (UOA)	0
Carry forward orthodontic activity (UOA)	0
Baseline contract value	£39,799.10

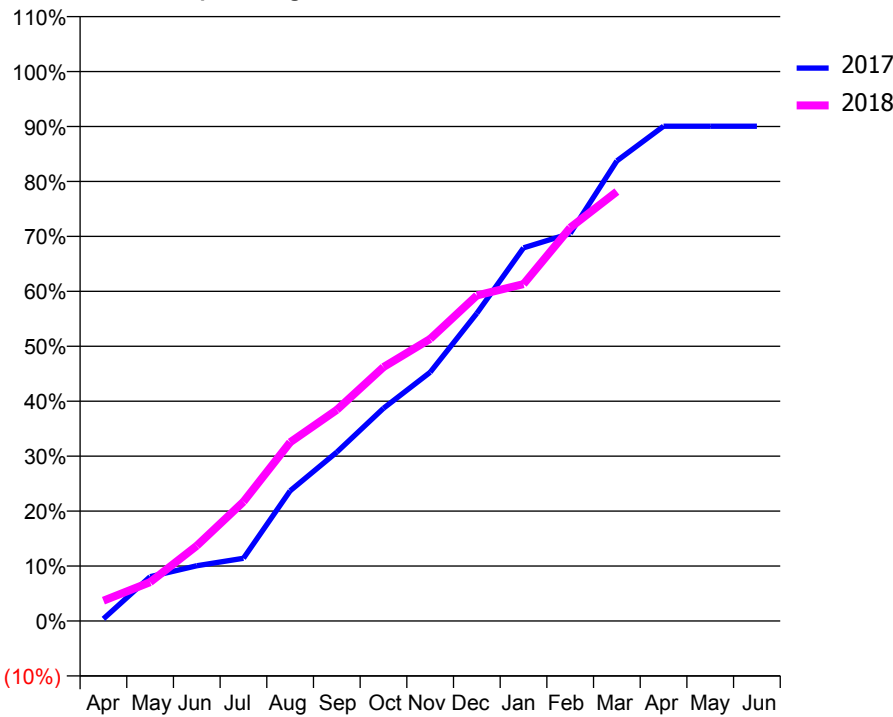
ACCESS*

Patients seen in 24 months	Total	Change since previous quarter
Quarter ending March 2017	534	
Quarter ending June 2017	533	→
Quarter ending September 2017	536	→
Quarter ending December 2017	535	→
Quarter ending March 2018	522	↓
Variance since March 2017	(2.2%)	↓



ACTIVITY

Cumulative percentage of contracted UDA delivered 2017 & 2018



Month	Adjusted Scheduled Activity (UDA)	
	2017	2018
April	6	54
May	119	104
June	148	201
July	168	319
August	349	479
September	452	565
October	570	680
November	666	755
December	824	872
January	999	902
February	1,038	1,053
March	1,232	1,150
April	1,324	
May	1,324	
June	1,324	

QUALITY

	Quantity	Base Number	Contract	AT	Region	England
% of FP17s for the same patient ID Re-attending within 3 months - Children	47	557	8.4%	10.1%	11.6%	11.9%
% of FP17s for the same patient ID Re-attending within 3 months - Adults	25	141	17.7%	13.5%	15.4%	16.0%
% of FP17s for the same patient ID Re-attending between 3 & 9 months - Children	299	557	53.7%	59.8%	59.4%	58.3%
% of FP17s for the same patient ID Re-attending between 3 & 9 months - Adults	61	141	43.3%	54.2%	51.3%	50.3%
% of FP17s for Band 1 Urgent Courses	44	667	6.6%	7.2%	8.0%	9.1%
% of FP17s Relating to Free Repair or Replacements	0	667	0.0%	0.9%	0.8%	0.8%
% of FP17s Relating to Continuations	0	667	0.0%	1.2%	1.0%	1.0%
% of Patients satisfied with the dentistry they have received	0	0	N/A	91.0%	91.7%	91.5%
% of Patients satisfied with the time they had to wait for an appointment	0	0	N/A	89.4%	88.3%	87.9%

* This is based on patients treated on this contract for their most recent course of treatment. Figures in italics indicate the base number of FP17s or Patient Questionnaire responses are less than 100. N/A is shown where the base number of responses is less than 10 during the period. % is calculated as Quantity/Base number*100

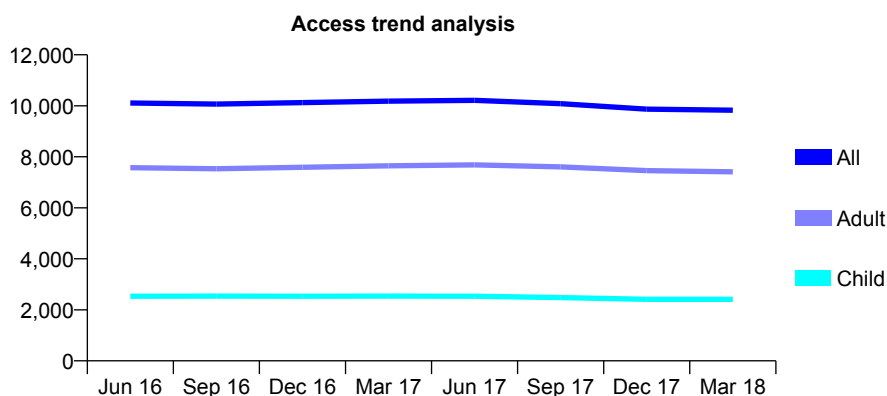
Q60 - Vital Signs At a Glance Contract Report for 168971/0001 - March 2018

Name or company name	Blurton Dental Centre
Contract type name	GDS Contract
Purpose of contract	General
Contract start date	01/04/2012
Contract end date	

17/18 Contracted general activity (UDA)	28,918
Carry forward general activity (UDA)	117
17/18 Contracted orthodontic activity (UOA)	0
Carry forward orthodontic activity (UOA)	0
Baseline contract value	£748,171.31

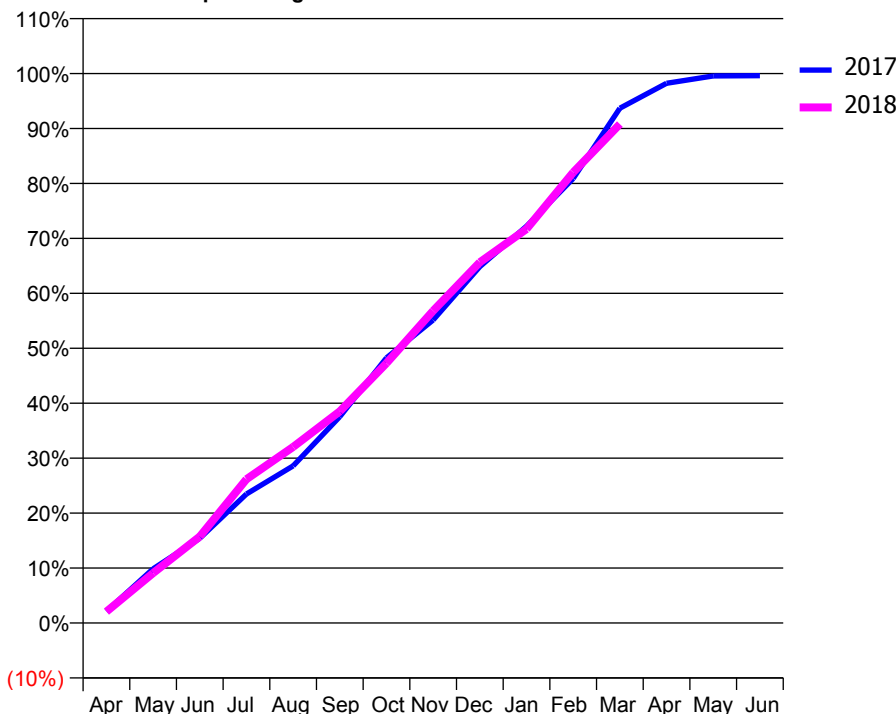
ACCESS*

Patients seen in 24 months	Total	Change since previous quarter
Quarter ending March 2017	10,184	
Quarter ending June 2017	10,216	→
Quarter ending September 2017	10,085	↓
Quarter ending December 2017	9,871	↓
Quarter ending March 2018	9,825	→
Variance since March 2017	(3.5%)	↓



ACTIVITY

Cumulative percentage of contracted UDA delivered 2017 & 2018



Month	Adjusted Scheduled Activity (UDA)	
	2017	2018
April	619	603
May	2,852	2,630
June	4,457	4,554
July	6,789	7,566
August	8,270	9,268
September	10,862	11,142
October	13,952	13,674
November	15,947	16,428
December	18,754	18,986
January	20,879	20,736
February	23,395	23,717
March	27,089	26,259
April	28,401	
May	28,790	
June	28,801	

QUALITY

	Quantity	Base Number	Contract	AT	Region	England
% of FP17s for the same patient ID Re-attending within 3 months - Children	240	3,213	7.5%	10.1%	11.6%	11.9%
% of FP17s for the same patient ID Re-attending within 3 months - Adults	1,169	9,847	11.9%	13.5%	15.4%	16.0%
% of FP17s for the same patient ID Re-attending between 3 & 9 months - Children	1,700	3,213	52.9%	59.8%	59.4%	58.3%
% of FP17s for the same patient ID Re-attending between 3 & 9 months - Adults	5,653	9,847	57.4%	54.2%	51.3%	50.3%
% of FP17s for Band 1 Urgent Courses	548	12,288	4.5%	7.2%	8.0%	9.1%
% of FP17s Relating to Free Repair or Replacements	62	12,288	0.5%	0.9%	0.8%	0.8%
% of FP17s Relating to Continuations	266	12,288	2.2%	1.2%	1.0%	1.0%
% of Patients satisfied with the dentistry they have received	8	9	N/A	91.0%	91.7%	91.5%
% of Patients satisfied with the time they had to wait for an appointment	8	9	N/A	89.4%	88.3%	87.9%

* This is based on patients treated on this contract for their most recent course of treatment. Figures in italics indicate the base number of FP17s or Patient Questionnaire responses are less than 100. N/A is shown where the base number of responses is less than 10 during the period. % is calculated as Quantity/Base number*100

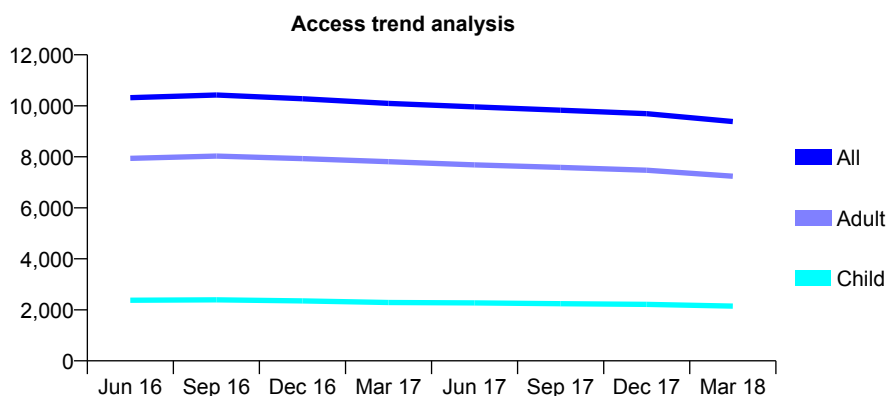
Q60 - Vital Signs At a Glance Contract Report for 171077/0001 - March 2018

Name or company name	Avondale House Surgery Ltd
Contract type name	GDS Contract
Purpose of contract	General
Contract start date	04/09/2009
Contract end date	

17/18 Contracted general activity (UDA)	30,210
Carry forward general activity (UDA)	1,045
17/18 Contracted orthodontic activity (UOA)	0
Carry forward orthodontic activity (UOA)	0
Baseline contract value	£804,322.50

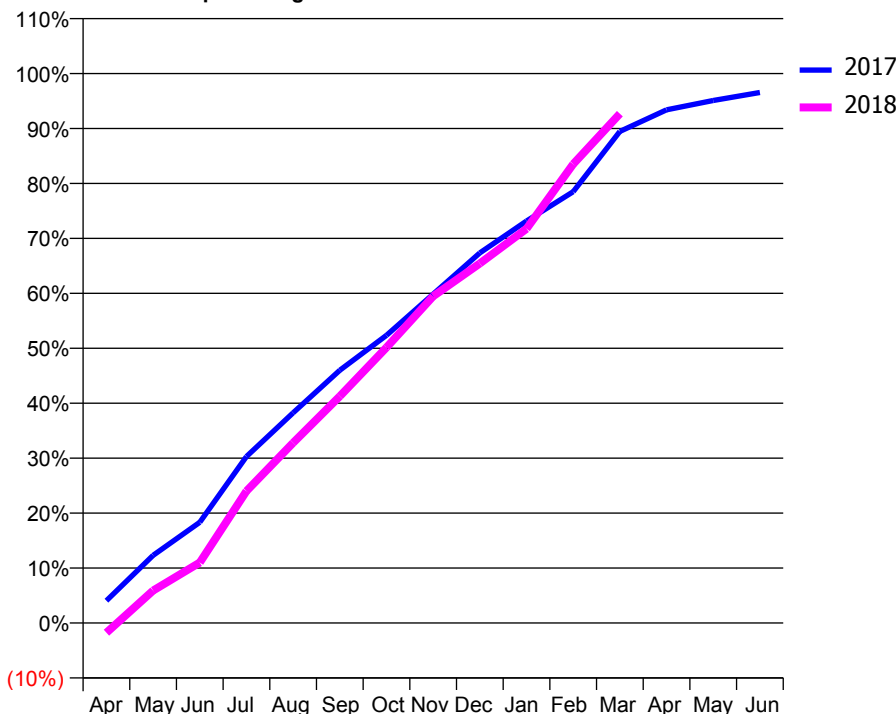
ACCESS*

Patients seen in 24 months	Total	Change since previous quarter
Quarter ending March 2017	10,094	
Quarter ending June 2017	9,957	↓
Quarter ending September 2017	9,825	↓
Quarter ending December 2017	9,690	↓
Quarter ending March 2018	9,382	↓
Variance since March 2017	(7.1%)	↓



ACTIVITY

Cumulative percentage of contracted UDA delivered 2017 & 2018



Month	Adjusted Scheduled Activity (UDA)	
	2017	2018
April	1,230	-537
May	3,720	1,786
June	5,540	3,324
July	9,155	7,251
August	11,561	9,907
September	13,893	12,464
October	15,819	15,151
November	18,084	17,966
December	20,345	19,765
January	22,100	21,675
February	23,710	25,233
March	27,025	28,004
April	28,215	
May	28,726	
June	29,165	

QUALITY

	Quantity	Base Number	Contract	AT	Region	England
% of FP17s for the same patient ID Re-attending within 3 months - Children	171	2,851	6.0%	10.1%	11.6%	11.9%
% of FP17s for the same patient ID Re-attending within 3 months - Adults	1,293	9,298	13.9%	13.5%	15.4%	16.0%
% of FP17s for the same patient ID Re-attending between 3 & 9 months - Children	1,352	2,851	47.4%	59.8%	59.4%	58.3%
% of FP17s for the same patient ID Re-attending between 3 & 9 months - Adults	4,419	9,298	47.5%	54.2%	51.3%	50.3%
% of FP17s for Band 1 Urgent Courses	973	11,443	8.5%	7.2%	8.0%	9.1%
% of FP17s Relating to Free Repair or Replacements	149	11,443	1.3%	0.9%	0.8%	0.8%
% of FP17s Relating to Continuations	61	11,443	0.5%	1.2%	1.0%	1.0%
% of Patients satisfied with the dentistry they have received	20	22	90.9%	91.0%	91.7%	91.5%
% of Patients satisfied with the time they had to wait for an appointment	21	22	95.5%	89.4%	88.3%	87.9%

* This is based on patients treated on this contract for their most recent course of treatment. Figures in italics indicate the base number of FP17s or Patient Questionnaire responses are less than 100. N/A is shown where the base number of responses is less than 10 during the period. % is calculated as Quantity/Base number*100

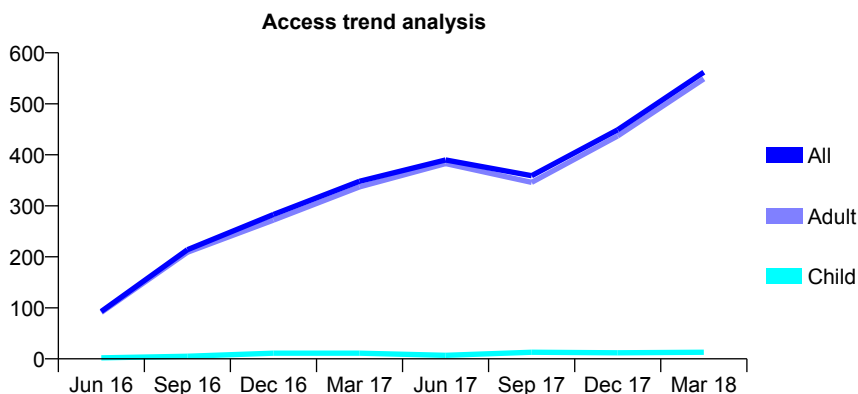
Q60 - Vital Signs At a Glance Contract Report for 175293/0001 - March 2018

Name or company name	Stirchley Dental Practice
Contract type name	PDS Contract
Purpose of contract	General
Contract start date	01/07/2015
Contract end date	31/03/2020

17/18 Contracted general activity (UDA)	1,800
Carry forward general activity (UDA)	0
17/18 Contracted orthodontic activity (UOA)	0
Carry forward orthodontic activity (UOA)	0
Baseline contract value	£73,384.26

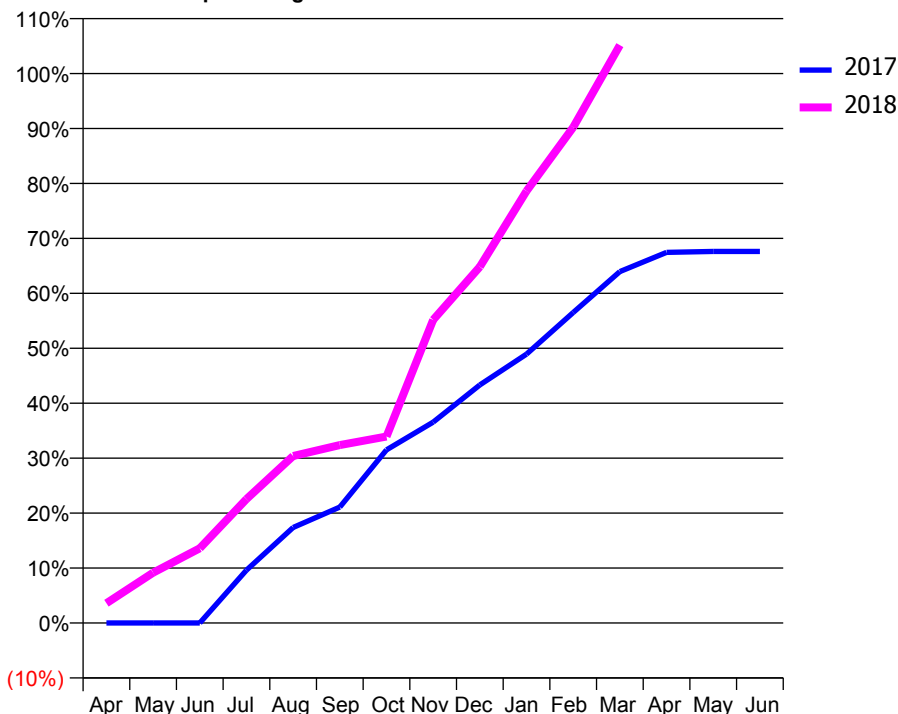
ACCESS*

Patients seen in 24 months	Total	Change since previous quarter
Quarter ending March 2017	348	
Quarter ending June 2017	390	↑
Quarter ending September 2017	359	↓
Quarter ending December 2017	449	↑
Quarter ending March 2018	562	↑
Variance since March 2017	61.5%	↑



ACTIVITY

Cumulative percentage of contracted UDA delivered 2017 & 2018



Month	Adjusted Scheduled Activity (UDA)	
	2017	2018
April	0	65
May	0	165
June	0	245
July	173	406
August	313	547
September	380	583
October	567	611
November	658	993
December	780	1,167
January	881	1,415
February	1,017	1,624
March	1,151	1,893
April	1,214	
May	1,217	
June	1,217	

QUALITY

	Quantity	Base Number	Contract	AT	Region	England
% of FP17s for the same patient ID Re-attending within 3 months - Children	0	20	0.0%	10.1%	11.6%	11.9%
% of FP17s for the same patient ID Re-attending within 3 months - Adults	4	659	0.6%	13.5%	15.4%	16.0%
% of FP17s for the same patient ID Re-attending between 3 & 9 months - Children	0	20	0.0%	59.8%	59.4%	58.3%
% of FP17s for the same patient ID Re-attending between 3 & 9 months - Adults	3	659	0.5%	54.2%	51.3%	50.3%
% of FP17s for Band 1 Urgent Courses	0	655	0.0%	7.2%	8.0%	9.1%
% of FP17s Relating to Free Repair or Replacements	0	655	0.0%	0.9%	0.8%	0.8%
% of FP17s Relating to Continuations	0	655	0.0%	1.2%	1.0%	1.0%
% of Patients satisfied with the dentistry they have received	1	1	N/A	91.0%	91.7%	91.5%
% of Patients satisfied with the time they had to wait for an appointment	0	1	N/A	89.4%	88.3%	87.9%

* This is based on patients treated on this contract for their most recent course of treatment. Figures in italics indicate the base number of FP17s or Patient Questionnaire responses are less than 100. N/A is shown where the base number of responses is less than 10 during the period. % is calculated as Quantity/Base number*100

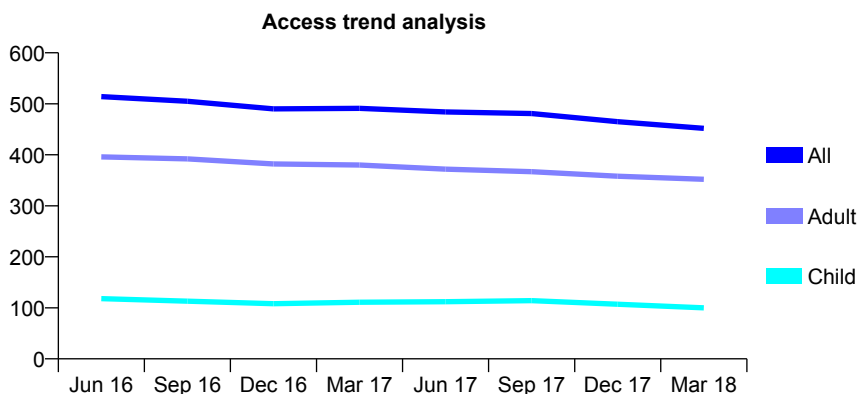
Q60 - Vital Signs At a Glance Contract Report for 17552/0001 - March 2018

Name or company name	Britannia House Dental Practice
Contract type name	GDS Contract
Purpose of contract	General
Contract start date	01/12/2009
Contract end date	

17/18 Contracted general activity (UDA)	1,438
Carry forward general activity (UDA)	19
17/18 Contracted orthodontic activity (UOA)	0
Carry forward orthodontic activity (UOA)	0
Baseline contract value	£37,101.82

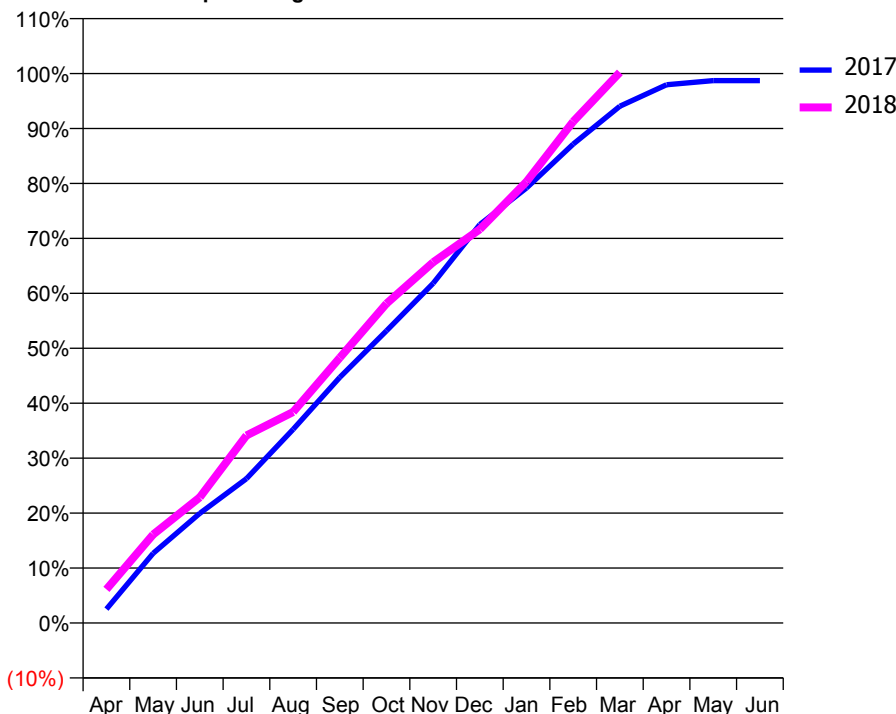
ACCESS*

Patients seen in 24 months	Total	Change since previous quarter
Quarter ending March 2017	491	
Quarter ending June 2017	484	↓
Quarter ending September 2017	481	→
Quarter ending December 2017	465	↓
Quarter ending March 2018	452	↓
Variance since March 2017	(7.9%)	↓



ACTIVITY

Cumulative percentage of contracted UDA delivered 2017 & 2018



Month	Adjusted Scheduled Activity (UDA)	
	2017	2018
April	36	88
May	182	231
June	287	329
July	378	491
August	507	552
September	643	694
October	765	836
November	889	944
December	1,043	1,030
January	1,138	1,155
February	1,253	1,312
March	1,352	1,441
April	1,408	
May	1,419	
June	1,419	

QUALITY

	Quantity	Base Number	Contract	AT	Region	England
% of FP17s for the same patient ID Re-attending within 3 months - Children	10	153	6.5%	10.1%	11.6%	11.9%
% of FP17s for the same patient ID Re-attending within 3 months - Adults	79	617	12.8%	13.5%	15.4%	16.0%
% of FP17s for the same patient ID Re-attending between 3 & 9 months - Children	109	153	71.2%	59.8%	59.4%	58.3%
% of FP17s for the same patient ID Re-attending between 3 & 9 months - Adults	454	617	73.6%	54.2%	51.3%	50.3%
% of FP17s for Band 1 Urgent Courses	65	747	8.7%	7.2%	8.0%	9.1%
% of FP17s Relating to Free Repair or Replacements	1	747	0.1%	0.9%	0.8%	0.8%
% of FP17s Relating to Continuations	2	747	0.3%	1.2%	1.0%	1.0%
% of Patients satisfied with the dentistry they have received	0	1	N/A	91.0%	91.7%	91.5%
% of Patients satisfied with the time they had to wait for an appointment	0	1	N/A	89.4%	88.3%	87.9%

* This is based on patients treated on this contract for their most recent course of treatment. Figures in italics indicate the base number of FP17s or Patient Questionnaire responses are less than 100. N/A is shown where the base number of responses is less than 10 during the period. % is calculated as Quantity/Base number*100

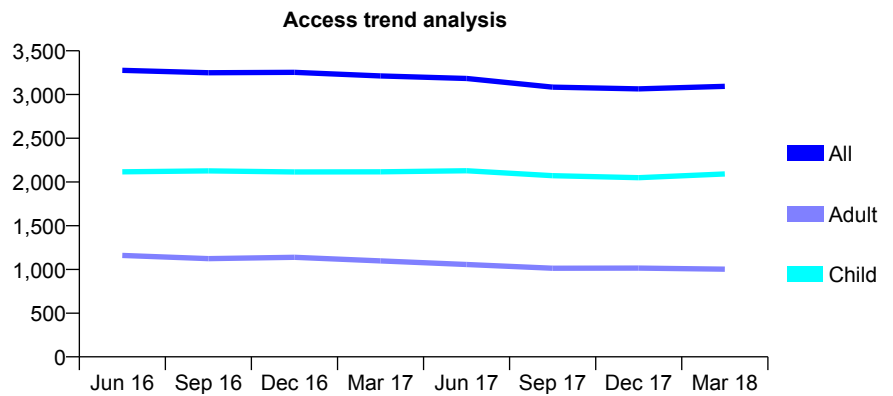
Q60 - Vital Signs At a Glance Contract Report for 176907/0001 - March 2018

Name or company name	The Tutbury Dental Practice Ltd
Contract type name	GDS Contract
Purpose of contract	General
Contract start date	01/09/2009
Contract end date	

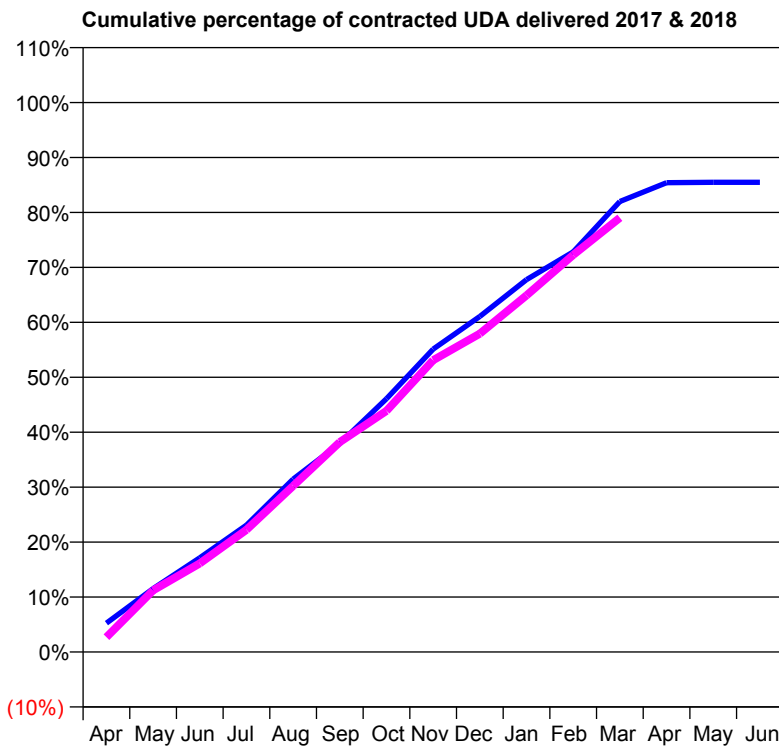
17/18 Contracted general activity (UDA)	9,200
Carry forward general activity (UDA)	0
17/18 Contracted orthodontic activity (UOA)	0
Carry forward orthodontic activity (UOA)	0
Baseline contract value	£206,016.64

ACCESS*

Patients seen in 24 months	Total	Change since previous quarter
Quarter ending March 2017	3,213	
Quarter ending June 2017	3,184	→
Quarter ending September 2017	3,085	↓
Quarter ending December 2017	3,064	→
Quarter ending March 2018	3,094	→
Variance since March 2017	(3.7%)	↓



ACTIVITY



Month	Adjusted Scheduled Activity (UDA)	
	2017	2018
April	483	248
May	1,062	1,033
June	1,577	1,484
July	2,123	2,046
August	2,895	2,780
September	3,494	3,515
October	4,240	4,037
November	5,072	4,886
December	5,618	5,330
January	6,235	5,972
February	6,699	6,647
March	7,542	7,271
April	7,858	
May	7,865	
June	7,865	

QUALITY

	Quantity	Base Number	Contract	AT	Region	England
% of FP17s for the same patient ID Re-attending within 3 months - Children	254	3,615	7.0%	10.1%	11.6%	11.9%
% of FP17s for the same patient ID Re-attending within 3 months - Adults	256	1,155	22.2%	13.5%	15.4%	16.0%
% of FP17s for the same patient ID Re-attending between 3 & 9 months - Children	2,665	3,615	73.7%	59.8%	59.4%	58.3%
% of FP17s for the same patient ID Re-attending between 3 & 9 months - Adults	650	1,155	56.3%	54.2%	51.3%	50.3%
% of FP17s for Band 1 Urgent Courses	220	4,621	4.8%	7.2%	8.0%	9.1%
% of FP17s Relating to Free Repair or Replacements	1	4,621	0.0%	0.9%	0.8%	0.8%
% of FP17s Relating to Continuations	8	4,621	0.2%	1.2%	1.0%	1.0%
% of Patients satisfied with the dentistry they have received	2	2	N/A	91.0%	91.7%	91.5%
% of Patients satisfied with the time they had to wait for an appointment	2	2	N/A	89.4%	88.3%	87.9%

* This is based on patients treated on this contract for their most recent course of treatment. Figures in italics indicate the base number of FP17s or Patient Questionnaire responses are less than 100. N/A is shown where the base number of responses is less than 10 during the period. % is calculated as Quantity/Base number*100

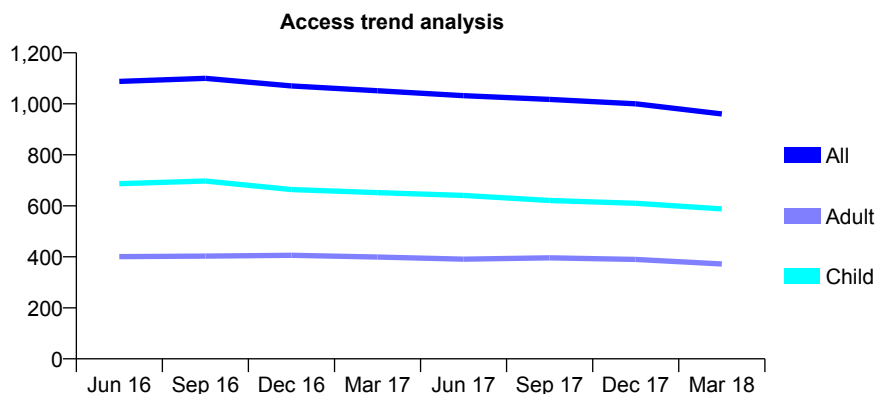
Q60 - Vital Signs At a Glance Contract Report for 178160/0001 - March 2018

Name or company name	Diana Dental
Contract type name	GDS Contract
Purpose of contract	General
Contract start date	01/04/2013
Contract end date	

17/18 Contracted general activity (UDA)	3,000
Carry forward general activity (UDA)	109
17/18 Contracted orthodontic activity (UOA)	0
Carry forward orthodontic activity (UOA)	0
Baseline contract value	£73,336.85

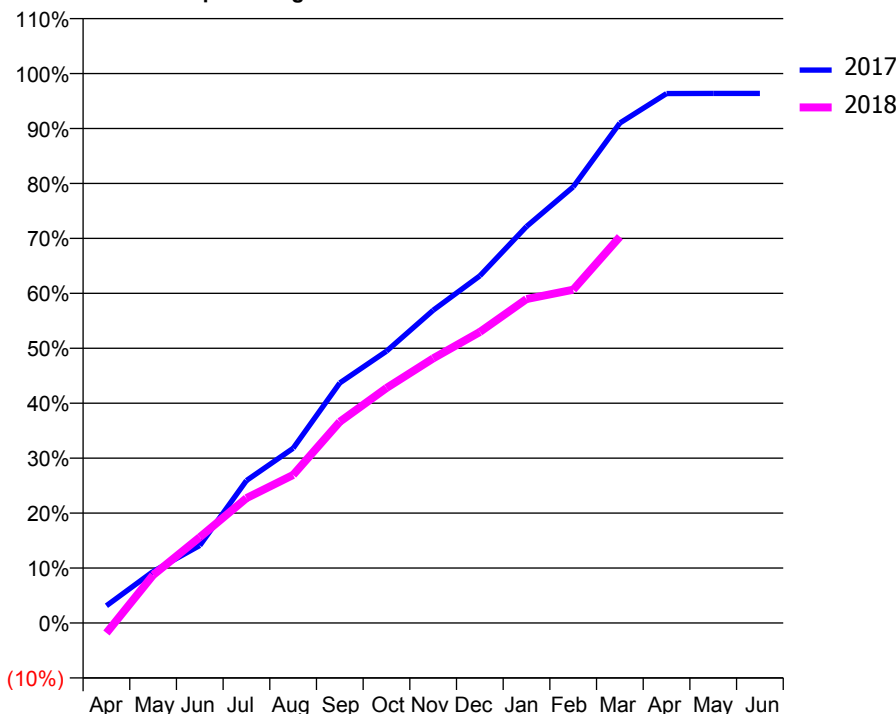
ACCESS*

Patients seen in 24 months	Total	Change since previous quarter
Quarter ending March 2017	1,051	
Quarter ending June 2017	1,032	↓
Quarter ending September 2017	1,017	↓
Quarter ending December 2017	1,000	↓
Quarter ending March 2018	960	↓
Variance since March 2017	(8.7%)	↓



ACTIVITY

Cumulative percentage of contracted UDA delivered 2017 & 2018



Adjusted Scheduled Activity (UDA)

Month	2017	2018
April	94	-55
May	281	262
June	423	469
July	778	682
August	954	809
September	1,311	1,099
October	1,484	1,283
November	1,708	1,445
December	1,896	1,589
January	2,165	1,769
February	2,381	1,820
March	2,730	2,108
April	2,890	
May	2,891	
June	2,891	

QUALITY

	Quantity	Base Number	Contract	AT	Region	England
% of FP17s for the same patient ID Re-attending within 3 months - Children	109	1,088	10.0%	10.1%	11.6%	11.9%
% of FP17s for the same patient ID Re-attending within 3 months - Adults	50	460	10.9%	13.5%	15.4%	16.0%
% of FP17s for the same patient ID Re-attending between 3 & 9 months - Children	780	1,088	71.7%	59.8%	59.4%	58.3%
% of FP17s for the same patient ID Re-attending between 3 & 9 months - Adults	318	460	69.1%	54.2%	51.3%	50.3%
% of FP17s for Band 1 Urgent Courses	7	1,461	0.5%	7.2%	8.0%	9.1%
% of FP17s Relating to Free Repair or Replacements	1	1,461	0.1%	0.9%	0.8%	0.8%
% of FP17s Relating to Continuations	30	1,461	2.1%	1.2%	1.0%	1.0%
% of Patients satisfied with the dentistry they have received	0	0	N/A	91.0%	91.7%	91.5%
% of Patients satisfied with the time they had to wait for an appointment	0	0	N/A	89.4%	88.3%	87.9%

* This is based on patients treated on this contract for their most recent course of treatment. Figures in italics indicate the base number of FP17s or Patient Questionnaire responses are less than 100. N/A is shown where the base number of responses is less than 10 during the period. % is calculated as Quantity/Base number*100

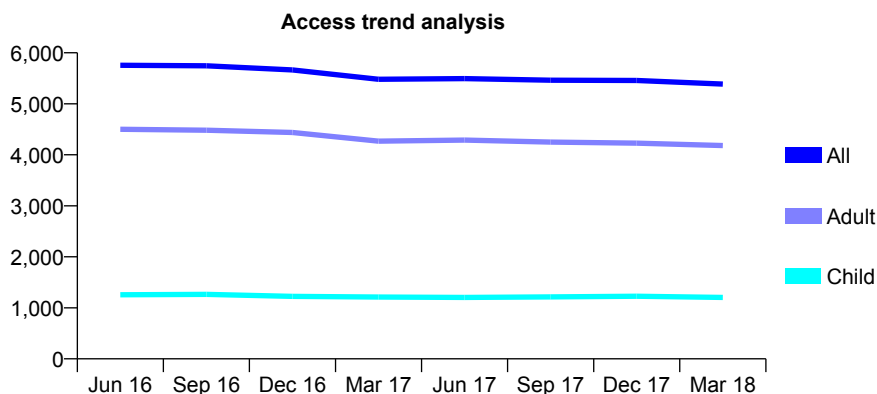
Q60 - Vital Signs At a Glance Contract Report for 181110/0003 - March 2018

Name or company name	IDH Limited
Contract type name	GDS Contract
Purpose of contract	General
Contract start date	01/06/2008
Contract end date	

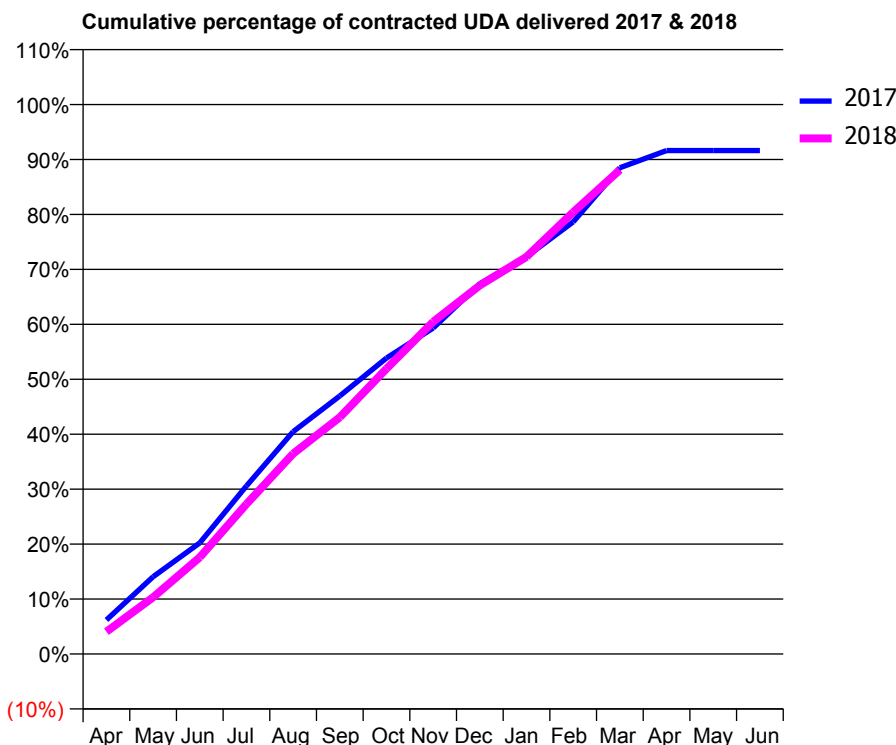
17/18 Contracted general activity (UDA)	18,451
Carry forward general activity (UDA)	0
17/18 Contracted orthodontic activity (UOA)	0
Carry forward orthodontic activity (UOA)	0
Baseline contract value	£426,161.72

ACCESS*

Patients seen in 24 months	Total	Change since previous quarter
Quarter ending March 2017	5,480	
Quarter ending June 2017	5,493	→
Quarter ending September 2017	5,464	→
Quarter ending December 2017	5,457	→
Quarter ending March 2018	5,386	↓
Variance since March 2017	(1.7%)	↓



ACTIVITY



Month	Adjusted Scheduled Activity (UDA)	
	2017	2018
April	1,145	749
May	2,594	1,904
June	3,734	3,249
July	5,646	5,037
August	7,466	6,726
September	8,667	7,952
October	9,936	9,579
November	10,946	11,155
December	12,431	12,380
January	13,339	13,337
February	14,508	14,838
March	16,326	16,255
April	16,906	
May	16,906	
June	16,906	

QUALITY

	Quantity	Base Number	Contract	AT	Region	England
% of FP17s for the same patient ID Re-attending within 3 months - Children	72	1,564	4.6%	10.1%	11.6%	11.9%
% of FP17s for the same patient ID Re-attending within 3 months - Adults	595	5,041	11.8%	13.5%	15.4%	16.0%
% of FP17s for the same patient ID Re-attending between 3 & 9 months - Children	880	1,564	56.3%	59.8%	59.4%	58.3%
% of FP17s for the same patient ID Re-attending between 3 & 9 months - Adults	2,306	5,041	45.7%	54.2%	51.3%	50.3%
% of FP17s for Band 1 Urgent Courses	338	6,346	5.3%	7.2%	8.0%	9.1%
% of FP17s Relating to Free Repair or Replacements	22	6,346	0.3%	0.9%	0.8%	0.8%
% of FP17s Relating to Continuations	154	6,346	2.4%	1.2%	1.0%	1.0%
% of Patients satisfied with the dentistry they have received	2	3	N/A	91.0%	91.7%	91.5%
% of Patients satisfied with the time they had to wait for an appointment	3	3	N/A	89.4%	88.3%	87.9%

* This is based on patients treated on this contract for their most recent course of treatment. Figures in italics indicate the base number of FP17s or Patient Questionnaire responses are less than 100. N/A is shown where the base number of responses is less than 10 during the period. % is calculated as Quantity/Base number*100

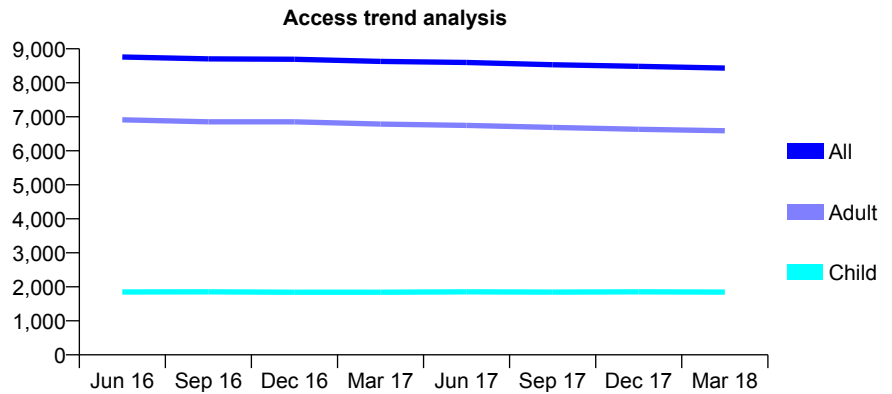
Q60 - Vital Signs At a Glance Contract Report for 181110/0004 - March 2018

Name or company name	IDH Limited
Contract type name	GDS Contract
Purpose of contract	General and Orthodontic
Contract start date	01/08/2008
Contract end date	

17/18 Contracted general activity (UDA)	25,040
Carry forward general activity (UDA)	227
17/18 Contracted orthodontic activity (UOA)	2,792
Carry forward orthodontic activity (UOA)	0
Baseline contract value	£787,632.41

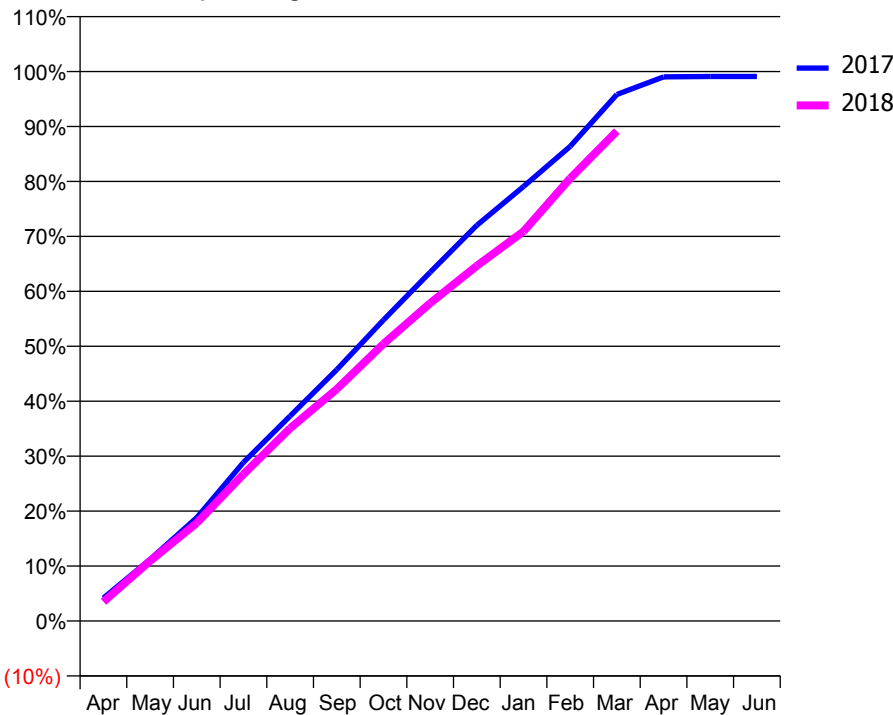
ACCESS*

Patients seen in 24 months	Total	Change since previous quarter
Quarter ending March 2017	8,631	
Quarter ending June 2017	8,599	→
Quarter ending September 2017	8,531	→
Quarter ending December 2017	8,486	→
Quarter ending March 2018	8,435	→
Variance since March 2017	(2.3%)	↓



ACTIVITY

Cumulative percentage of contracted UDA delivered 2017 & 2018



Month	Adjusted Scheduled Activity (UDA)	
	2017	2018
April	1,050	876
May	2,811	2,736
June	4,714	4,467
July	7,228	6,690
August	9,345	8,784
September	11,456	10,570
October	13,715	12,632
November	15,894	14,483
December	18,030	16,182
January	19,802	17,752
February	21,629	20,169
March	23,993	22,322
April	24,794	
May	24,814	
June	24,813	

QUALITY

	Quantity	Base Number	Contract	AT	Region	England
% of FP17s for the same patient ID Re-attending within 3 months - Children	172	2,966	5.8%	10.1%	11.6%	11.9%
% of FP17s for the same patient ID Re-attending within 3 months - Adults	1,040	8,647	12.0%	13.5%	15.4%	16.0%
% of FP17s for the same patient ID Re-attending between 3 & 9 months - Children	1,576	2,966	53.1%	59.8%	59.4%	58.3%
% of FP17s for the same patient ID Re-attending between 3 & 9 months - Adults	4,894	8,647	56.6%	54.2%	51.3%	50.3%
% of FP17s for Band 1 Urgent Courses	582	10,780	5.4%	7.2%	8.0%	9.1%
% of FP17s Relating to Free Repair or Replacements	50	10,780	0.5%	0.9%	0.8%	0.8%
% of FP17s Relating to Continuations	225	10,780	2.1%	1.2%	1.0%	1.0%
% of Patients satisfied with the dentistry they have received	10	10	100.0%	91.0%	91.7%	91.5%
% of Patients satisfied with the time they had to wait for an appointment	10	10	100.0%	89.4%	88.3%	87.9%

* This is based on patients treated on this contract for their most recent course of treatment. Figures in italics indicate the base number of FP17s or Patient Questionnaire responses are less than 100. N/A is shown where the base number of responses is less than 10 during the period. % is calculated as Quantity/Base number*100

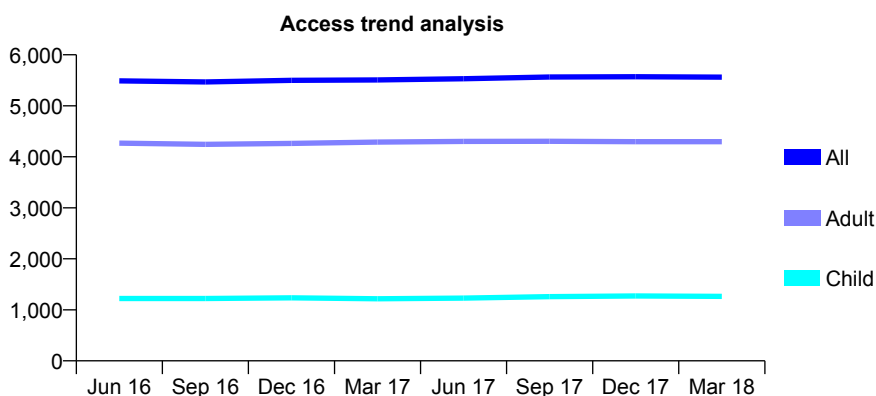
Q60 - Vital Signs At a Glance Contract Report for 182141/0001 - March 2018

Name or company name	Audley Dental Practice Partnership
Contract type name	GDS Contract
Purpose of contract	General
Contract start date	01/04/2012
Contract end date	

17/18 Contracted general activity (UDA)	16,106
Carry forward general activity (UDA)	142
17/18 Contracted orthodontic activity (UOA)	0
Carry forward orthodontic activity (UOA)	0
Baseline contract value	£398,800.11

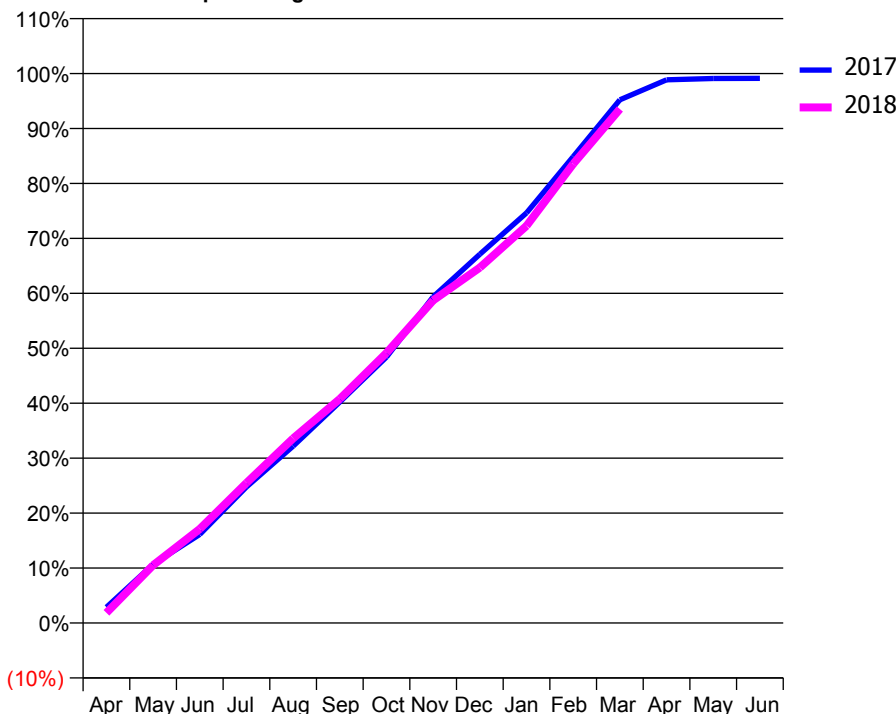
ACCESS*

Patients seen in 24 months	Total	Change since previous quarter
Quarter ending March 2017	5,506	
Quarter ending June 2017	5,532	→
Quarter ending September 2017	5,564	→
Quarter ending December 2017	5,570	→
Quarter ending March 2018	5,561	→
Variance since March 2017	1.0%	→



ACTIVITY

Cumulative percentage of contracted UDA delivered 2017 & 2018



Month	Adjusted Scheduled Activity (UDA)	
	2017	2018
April	464	298
May	1,724	1,693
June	2,597	2,759
July	3,990	4,106
August	5,185	5,412
September	6,478	6,570
October	7,796	7,916
November	9,561	9,457
December	10,808	10,419
January	12,022	11,641
February	13,670	13,454
March	15,336	15,065
April	15,921	
May	15,961	
June	15,964	

QUALITY

	Quantity	Base Number	Contract	AT	Region	England
% of FP17s for the same patient ID Re-attending within 3 months - Children	90	2,223	4.0%	10.1%	11.6%	11.9%
% of FP17s for the same patient ID Re-attending within 3 months - Adults	448	6,377	7.0%	13.5%	15.4%	16.0%
% of FP17s for the same patient ID Re-attending between 3 & 9 months - Children	1,668	2,223	75.0%	59.8%	59.4%	58.3%
% of FP17s for the same patient ID Re-attending between 3 & 9 months - Adults	4,226	6,377	66.3%	54.2%	51.3%	50.3%
% of FP17s for Band 1 Urgent Courses	162	8,294	2.0%	7.2%	8.0%	9.1%
% of FP17s Relating to Free Repair or Replacements	19	8,294	0.2%	0.9%	0.8%	0.8%
% of FP17s Relating to Continuations	75	8,294	0.9%	1.2%	1.0%	1.0%
% of Patients satisfied with the dentistry they have received	30	32	93.8%	91.0%	91.7%	91.5%
% of Patients satisfied with the time they had to wait for an appointment	32	32	100.0%	89.4%	88.3%	87.9%

* This is based on patients treated on this contract for their most recent course of treatment. Figures in italics indicate the base number of FP17s or Patient Questionnaire responses are less than 100. N/A is shown where the base number of responses is less than 10 during the period. % is calculated as Quantity/Base number*100

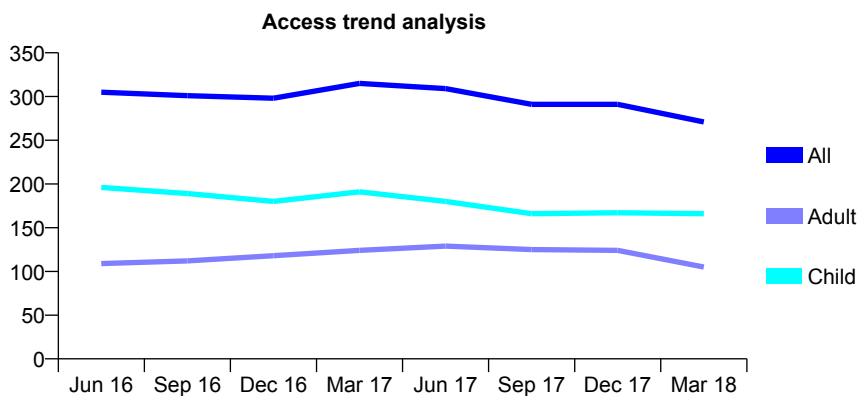
Q60 - Vital Signs At a Glance Contract Report for 182389/0001 - March 2018

Name or company name	Mr W Herath
Contract type name	GDS Contract
Purpose of contract	General
Contract start date	04/01/2013
Contract end date	

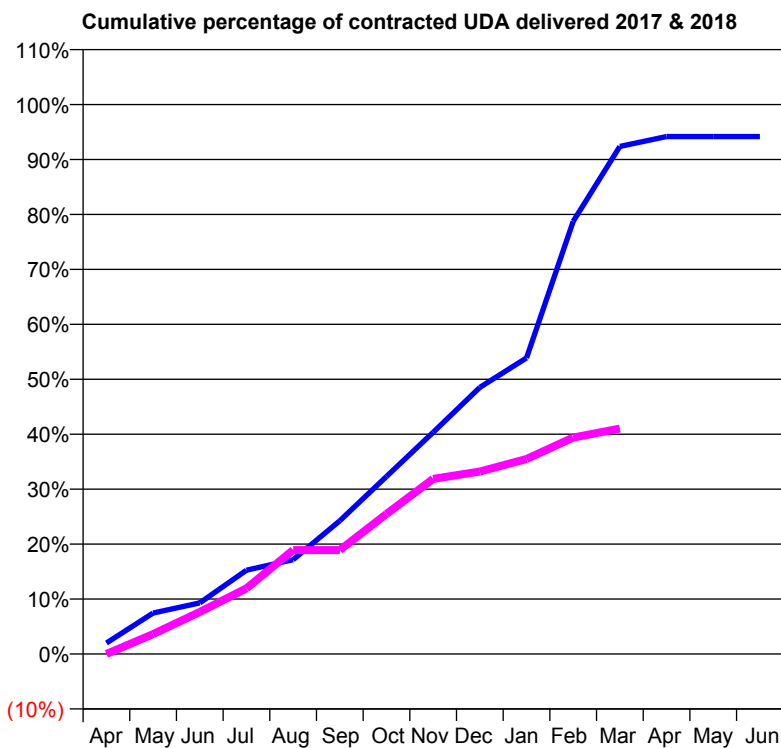
17/18 Contracted general activity (UDA)	1,050
Carry forward general activity (UDA)	0
17/18 Contracted orthodontic activity (UOA)	0
Carry forward orthodontic activity (UOA)	0
Baseline contract value	£23,814.10

ACCESS*

Patients seen in 24 months	Total	Change since previous quarter
Quarter ending March 2017	315	
Quarter ending June 2017	309	↓
Quarter ending September 2017	291	↓
Quarter ending December 2017	291	→
Quarter ending March 2018	271	↓
Variance since March 2017	(14.0%)	↓



ACTIVITY



Month	Adjusted Scheduled Activity (UDA)	
	2017	2018
April	21	0
May	78	38
June	98	80
July	160	125
August	180	199
September	255	199
October	339	268
November	424	335
December	510	349
January	566	373
February	827	414
March	970	431
April	989	
May	989	
June	989	

QUALITY

	Quantity	Base Number	Contract	AT	Region	England
% of FP17s for the same patient ID Re-attending within 3 months - Children	10	197	5.1%	10.1%	11.6%	11.9%
% of FP17s for the same patient ID Re-attending within 3 months - Adults	11	85	12.9%	13.5%	15.4%	16.0%
% of FP17s for the same patient ID Re-attending between 3 & 9 months - Children	118	197	59.9%	59.8%	59.4%	58.3%
% of FP17s for the same patient ID Re-attending between 3 & 9 months - Adults	44	85	51.8%	54.2%	51.3%	50.3%
% of FP17s for Band 1 Urgent Courses	4	265	1.5%	7.2%	8.0%	9.1%
% of FP17s Relating to Free Repair or Replacements	0	265	0.0%	0.9%	0.8%	0.8%
% of FP17s Relating to Continuations	4	265	1.5%	1.2%	1.0%	1.0%
% of Patients satisfied with the dentistry they have received	0	0	N/A	91.0%	91.7%	91.5%
% of Patients satisfied with the time they had to wait for an appointment	0	0	N/A	89.4%	88.3%	87.9%

* This is based on patients treated on this contract for their most recent course of treatment. Figures in italics indicate the base number of FP17s or Patient Questionnaire responses are less than 100. N/A is shown where the base number of responses is less than 10 during the period. % is calculated as Quantity/Base number*100

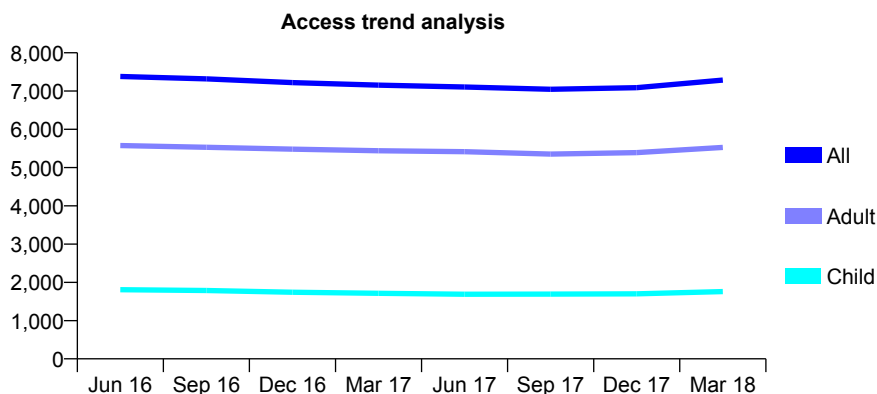
Q60 - Vital Signs At a Glance Contract Report for 184411/0001 - March 2018

Name or company name	Mroke Limited
Contract type name	GDS Contract
Purpose of contract	General
Contract start date	01/04/2009
Contract end date	

17/18 Contracted general activity (UDA)	21,512
Carry forward general activity (UDA)	448
17/18 Contracted orthodontic activity (UOA)	0
Carry forward orthodontic activity (UOA)	0
Baseline contract value	£554,913.83

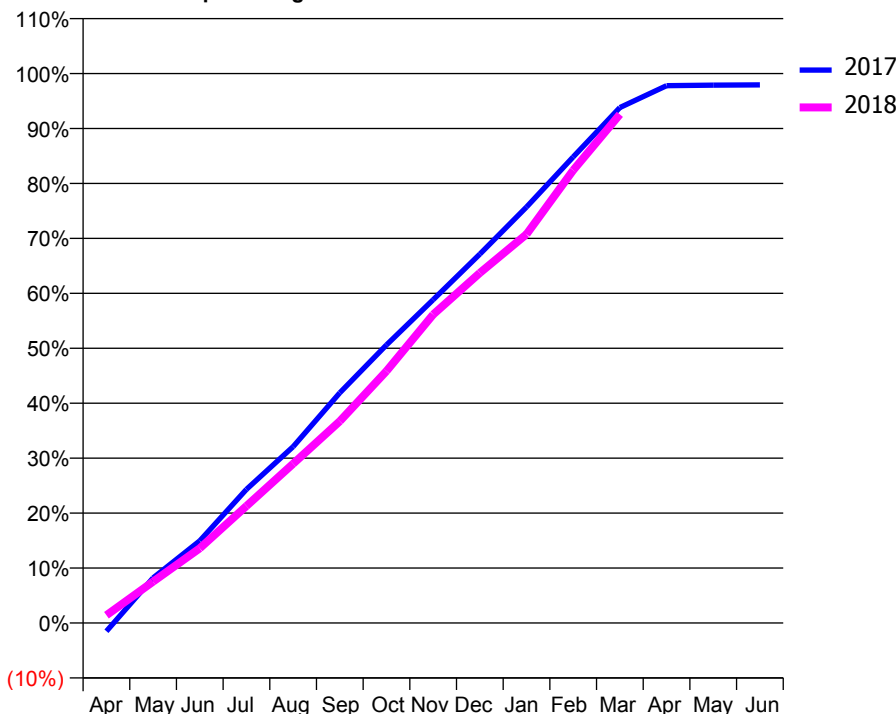
ACCESS*

Patients seen in 24 months	Total	Change since previous quarter
Quarter ending March 2017	7,153	
Quarter ending June 2017	7,105	→
Quarter ending September 2017	7,045	→
Quarter ending December 2017	7,090	→
Quarter ending March 2018	7,286	↑
Variance since March 2017	1.9%	→



ACTIVITY

Cumulative percentage of contracted UDA delivered 2017 & 2018



Adjusted Scheduled Activity (UDA)

Month	2017	2018
April	-327	307
May	1,768	1,620
June	3,221	2,924
July	5,233	4,582
August	6,905	6,235
September	9,011	7,901
October	10,886	9,863
November	12,659	12,078
December	14,440	13,708
January	16,285	15,218
February	18,250	17,727
March	20,179	19,911
April	21,037	
May	21,057	
June	21,064	

QUALITY

	Quantity	Base Number	Contract	AT	Region	England
% of FP17s for the same patient ID Re-attending within 3 months - Children	189	2,701	7.0%	10.1%	11.6%	11.9%
% of FP17s for the same patient ID Re-attending within 3 months - Adults	754	7,424	10.2%	13.5%	15.4%	16.0%
% of FP17s for the same patient ID Re-attending between 3 & 9 months - Children	1,678	2,701	62.1%	59.8%	59.4%	58.3%
% of FP17s for the same patient ID Re-attending between 3 & 9 months - Adults	4,033	7,424	54.3%	54.2%	51.3%	50.3%
% of FP17s for Band 1 Urgent Courses	556	9,681	5.7%	7.2%	8.0%	9.1%
% of FP17s Relating to Free Repair or Replacements	54	9,681	0.6%	0.9%	0.8%	0.8%
% of FP17s Relating to Continuations	50	9,681	0.5%	1.2%	1.0%	1.0%
% of Patients satisfied with the dentistry they have received	7	9	N/A	91.0%	91.7%	91.5%
% of Patients satisfied with the time they had to wait for an appointment	8	9	N/A	89.4%	88.3%	87.9%

* This is based on patients treated on this contract for their most recent course of treatment. Figures in italics indicate the base number of FP17s or Patient Questionnaire responses are less than 100. N/A is shown where the base number of responses is less than 10 during the period. % is calculated as Quantity/Base number*100

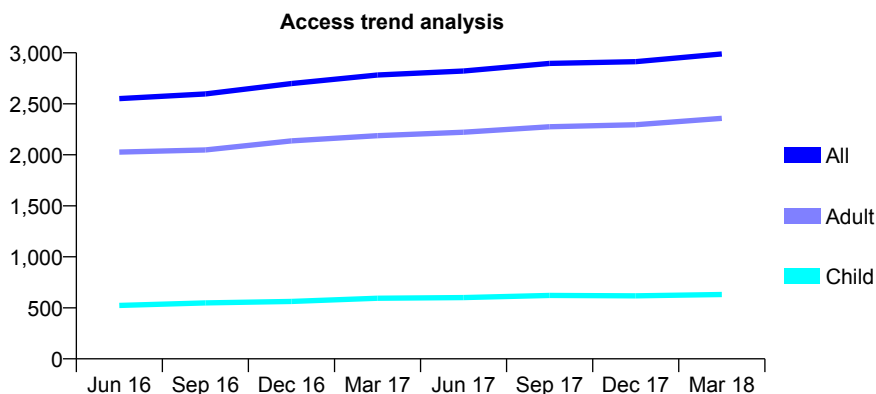
Q60 - Vital Signs At a Glance Contract Report for 184411/0002 - March 2018

Name or company name	Mroke Limited
Contract type name	GDS Contract
Purpose of contract	General
Contract start date	01/04/2009
Contract end date	

17/18 Contracted general activity (UDA)	7,698
Carry forward general activity (UDA)	48
17/18 Contracted orthodontic activity (UOA)	0
Carry forward orthodontic activity (UOA)	0
Baseline contract value	£197,104.02

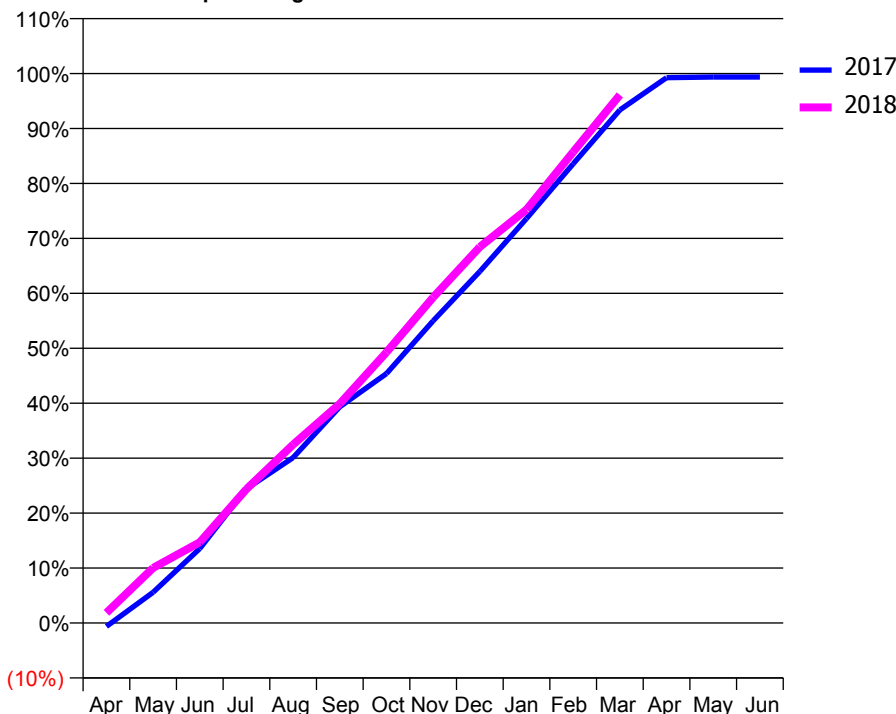
ACCESS*

Patients seen in 24 months	Total	Change since previous quarter
Quarter ending March 2017	2,782	
Quarter ending June 2017	2,822	→
Quarter ending September 2017	2,896	↑
Quarter ending December 2017	2,913	→
Quarter ending March 2018	2,989	↑
Variance since March 2017	7.4%	↑



ACTIVITY

Cumulative percentage of contracted UDA delivered 2017 & 2018



Month	Adjusted Scheduled Activity (UDA)	
	2017	2018
April	-49	144
May	431	773
June	1,043	1,131
July	1,880	1,876
August	2,318	2,501
September	3,029	3,073
October	3,495	3,793
November	4,235	4,564
December	4,925	5,269
January	5,668	5,792
February	6,433	6,599
March	7,187	7,399
April	7,639	
May	7,650	
June	7,650	

QUALITY

	Quantity	Base Number	Contract	AT	Region	England
% of FP17s for the same patient ID Re-attending within 3 months - Children	67	885	7.6%	10.1%	11.6%	11.9%
% of FP17s for the same patient ID Re-attending within 3 months - Adults	430	3,234	13.3%	13.5%	15.4%	16.0%
% of FP17s for the same patient ID Re-attending between 3 & 9 months - Children	438	885	49.5%	59.8%	59.4%	58.3%
% of FP17s for the same patient ID Re-attending between 3 & 9 months - Adults	1,644	3,234	50.8%	54.2%	51.3%	50.3%
% of FP17s for Band 1 Urgent Courses	264	3,924	6.7%	7.2%	8.0%	9.1%
% of FP17s Relating to Free Repair or Replacements	70	3,924	1.8%	0.9%	0.8%	0.8%
% of FP17s Relating to Continuations	57	3,924	1.5%	1.2%	1.0%	1.0%
% of Patients satisfied with the dentistry they have received	3	3	N/A	91.0%	91.7%	91.5%
% of Patients satisfied with the time they had to wait for an appointment	3	3	N/A	89.4%	88.3%	87.9%

* This is based on patients treated on this contract for their most recent course of treatment. Figures in italics indicate the base number of FP17s or Patient Questionnaire responses are less than 100. N/A is shown where the base number of responses is less than 10 during the period. % is calculated as Quantity/Base number*100

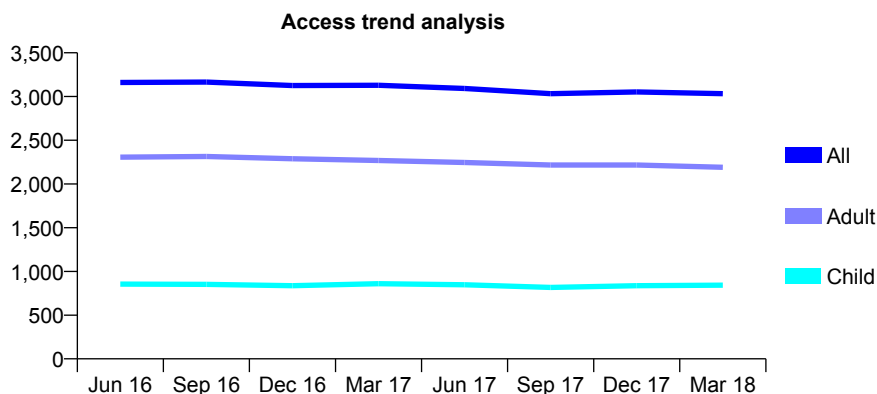
Q60 - Vital Signs At a Glance Contract Report for 186058/0001 - March 2018

Name or company name	J. F. Scannell & Associates
Contract type name	GDS Contract
Purpose of contract	General
Contract start date	01/07/2013
Contract end date	

17/18 Contracted general activity (UDA)	9,504
Carry forward general activity (UDA)	-37
17/18 Contracted orthodontic activity (UOA)	0
Carry forward orthodontic activity (UOA)	0
Baseline contract value	£267,034.37

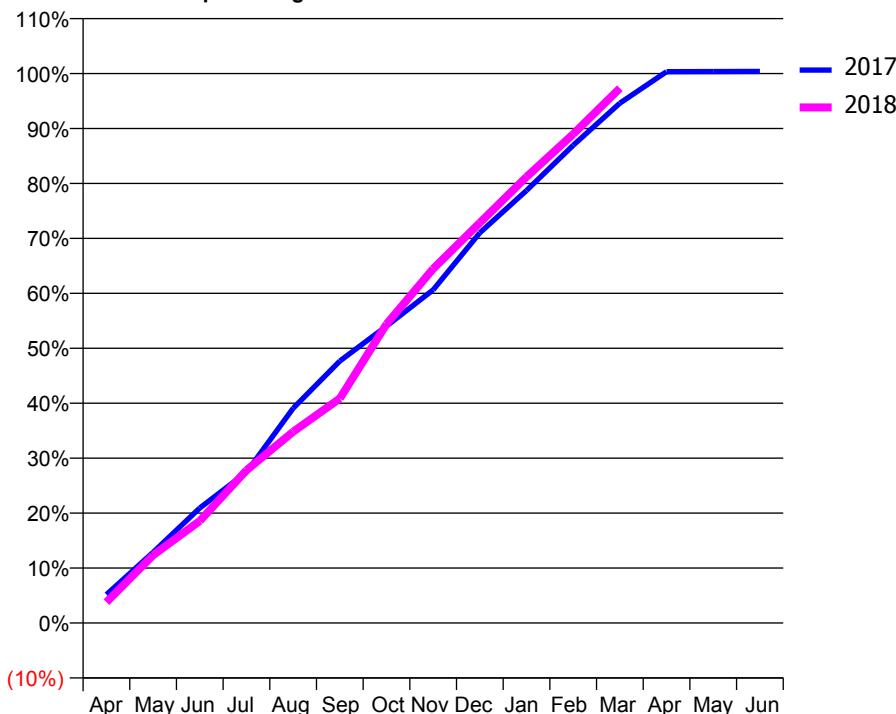
ACCESS*

Patients seen in 24 months	Total	Change since previous quarter
Quarter ending March 2017	3,128	
Quarter ending June 2017	3,092	↓
Quarter ending September 2017	3,032	↓
Quarter ending December 2017	3,053	→
Quarter ending March 2018	3,032	→
Variance since March 2017	(3.1%)	↓



ACTIVITY

Cumulative percentage of contracted UDA delivered 2017 & 2018



Month	Adjusted Scheduled Activity (UDA)	
	2017	2018
April	491	362
May	1,223	1,172
June	1,989	1,767
July	2,608	2,642
August	3,714	3,308
September	4,530	3,883
October	5,136	5,170
November	5,763	6,127
December	6,751	6,923
January	7,480	7,716
February	8,262	8,455
March	8,991	9,250
April	9,537	
May	9,539	
June	9,541	

QUALITY

	Quantity	Base Number	Contract	AT	Region	England
% of FP17s for the same patient ID Re-attending within 3 months - Children	109	1,298	8.4%	10.1%	11.6%	11.9%
% of FP17s for the same patient ID Re-attending within 3 months - Adults	547	3,167	17.3%	13.5%	15.4%	16.0%
% of FP17s for the same patient ID Re-attending between 3 & 9 months - Children	836	1,298	64.4%	59.8%	59.4%	58.3%
% of FP17s for the same patient ID Re-attending between 3 & 9 months - Adults	1,362	3,167	43.0%	54.2%	51.3%	50.3%
% of FP17s for Band 1 Urgent Courses	277	4,206	6.6%	7.2%	8.0%	9.1%
% of FP17s Relating to Free Repair or Replacements	93	4,206	2.2%	0.9%	0.8%	0.8%
% of FP17s Relating to Continuations	56	4,206	1.3%	1.2%	1.0%	1.0%
% of Patients satisfied with the dentistry they have received	7	7	N/A	91.0%	91.7%	91.5%
% of Patients satisfied with the time they had to wait for an appointment	7	7	N/A	89.4%	88.3%	87.9%

* This is based on patients treated on this contract for their most recent course of treatment. Figures in italics indicate the base number of FP17s or Patient Questionnaire responses are less than 100. N/A is shown where the base number of responses is less than 10 during the period. % is calculated as Quantity/Base number*100

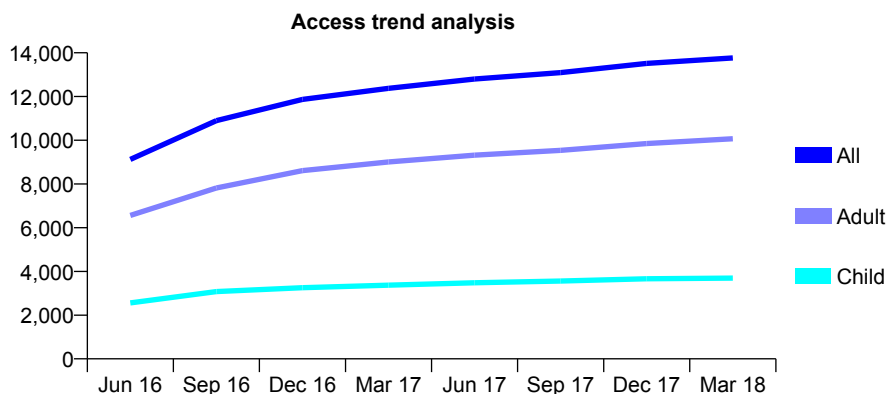
Q60 - Vital Signs At a Glance Contract Report for 186597/0001 - March 2018

Name or company name	Dosthill Valley Dental Practice
Contract type name	GDS Contract
Purpose of contract	General
Contract start date	01/01/2016
Contract end date	

17/18 Contracted general activity (UDA)	39,000
Carry forward general activity (UDA)	2,571
17/18 Contracted orthodontic activity (UOA)	0
Carry forward orthodontic activity (UOA)	0
Baseline contract value	£1,000,421.68

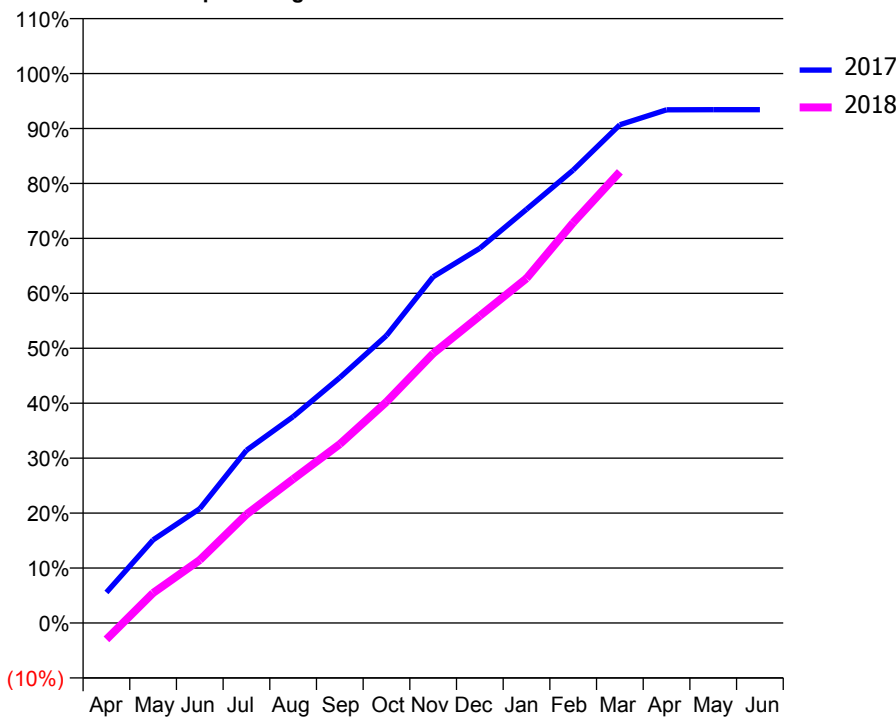
ACCESS*

Patients seen in 24 months	Total	Change since previous quarter
Quarter ending March 2017	12,376	
Quarter ending June 2017	12,803	↑
Quarter ending September 2017	13,094	↑
Quarter ending December 2017	13,512	↑
Quarter ending March 2018	13,763	→
Variance since March 2017	11.2%	↑



ACTIVITY

Cumulative percentage of contracted UDA delivered 2017 & 2018



Month	Adjusted Scheduled Activity (UDA)	
	2017	2018
April	2,168	-1,173
May	5,905	2,131
June	8,114	4,471
July	12,264	7,706
August	14,645	10,216
September	17,420	12,697
October	20,395	15,695
November	24,578	19,136
December	26,596	21,798
January	29,362	24,461
February	32,148	28,414
March	35,367	32,022
April	36,421	
May	36,427	
June	36,428	

QUALITY

	Quantity	Base Number	Contract	AT	Region	England
% of FP17s for the same patient ID Re-attending within 3 months - Children	185	5,474	3.4%	10.1%	11.6%	11.9%
% of FP17s for the same patient ID Re-attending within 3 months - Adults	1,379	14,569	9.5%	13.5%	15.4%	16.0%
% of FP17s for the same patient ID Re-attending between 3 & 9 months - Children	3,654	5,474	66.8%	59.8%	59.4%	58.3%
% of FP17s for the same patient ID Re-attending between 3 & 9 months - Adults	9,336	14,569	64.1%	54.2%	51.3%	50.3%
% of FP17s for Band 1 Urgent Courses	487	19,437	2.5%	7.2%	8.0%	9.1%
% of FP17s Relating to Free Repair or Replacements	174	19,437	0.9%	0.9%	0.8%	0.8%
% of FP17s Relating to Continuations	165	19,437	0.8%	1.2%	1.0%	1.0%
% of Patients satisfied with the dentistry they have received	19	20	95.0%	91.0%	91.7%	91.5%
% of Patients satisfied with the time they had to wait for an appointment	17	20	85.0%	89.4%	88.3%	87.9%

* This is based on patients treated on this contract for their most recent course of treatment. Figures in italics indicate the base number of FP17s or Patient Questionnaire responses are less than 100. N/A is shown where the base number of responses is less than 10 during the period. % is calculated as Quantity/Base number*100

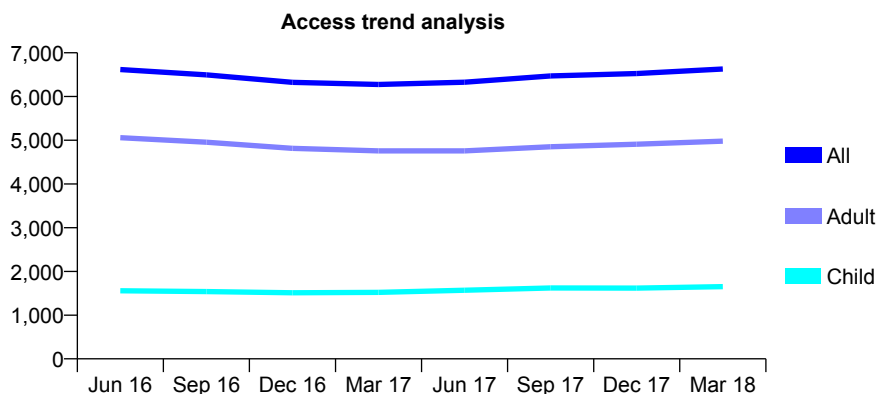
Q60 - Vital Signs At a Glance Contract Report for 186988/0001 - March 2018

Name or company name	The Westbury Park Dental Practice Partner
Contract type name	GDS Contract
Purpose of contract	General
Contract start date	05/12/2013
Contract end date	

17/18 Contracted general activity (UDA)	18,842
Carry forward general activity (UDA)	0
17/18 Contracted orthodontic activity (UOA)	0
Carry forward orthodontic activity (UOA)	0
Baseline contract value	£518,499.98

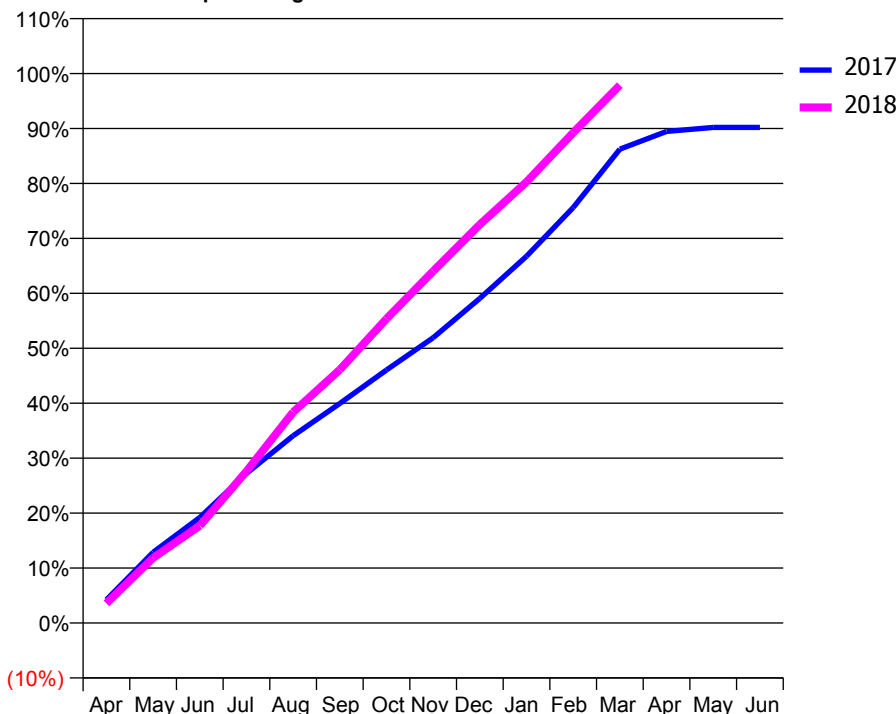
ACCESS*

Patients seen in 24 months	Total	Change since previous quarter
Quarter ending March 2017	6,277	
Quarter ending June 2017	6,327	→
Quarter ending September 2017	6,472	↑
Quarter ending December 2017	6,527	→
Quarter ending March 2018	6,630	→
Variance since March 2017	5.6%	↑



ACTIVITY

Cumulative percentage of contracted UDA delivered 2017 & 2018



Month	Adjusted Scheduled Activity (UDA)	
	2017	2018
April	796	675
May	2,426	2,232
June	3,618	3,335
July	5,126	5,202
August	6,420	7,230
September	7,527	8,685
October	8,676	10,433
November	9,782	12,064
December	11,131	13,664
January	12,577	15,123
February	14,247	16,813
March	16,246	18,444
April	16,856	
May	16,993	
June	16,993	

QUALITY

	Quantity	Base Number	Contract	AT	Region	England
% of FP17s for the same patient ID Re-attending within 3 months - Children	151	2,347	6.4%	10.1%	11.6%	11.9%
% of FP17s for the same patient ID Re-attending within 3 months - Adults	576	6,317	9.1%	13.5%	15.4%	16.0%
% of FP17s for the same patient ID Re-attending between 3 & 9 months - Children	1,324	2,347	56.4%	59.8%	59.4%	58.3%
% of FP17s for the same patient ID Re-attending between 3 & 9 months - Adults	3,297	6,317	52.2%	54.2%	51.3%	50.3%
% of FP17s for Band 1 Urgent Courses	463	8,396	5.5%	7.2%	8.0%	9.1%
% of FP17s Relating to Free Repair or Replacements	46	8,396	0.5%	0.9%	0.8%	0.8%
% of FP17s Relating to Continuations	115	8,396	1.4%	1.2%	1.0%	1.0%
% of Patients satisfied with the dentistry they have received	12	14	85.7%	91.0%	91.7%	91.5%
% of Patients satisfied with the time they had to wait for an appointment	14	14	100.0%	89.4%	88.3%	87.9%

* This is based on patients treated on this contract for their most recent course of treatment. Figures in italics indicate the base number of FP17s or Patient Questionnaire responses are less than 100. N/A is shown where the base number of responses is less than 10 during the period. % is calculated as Quantity/Base number*100

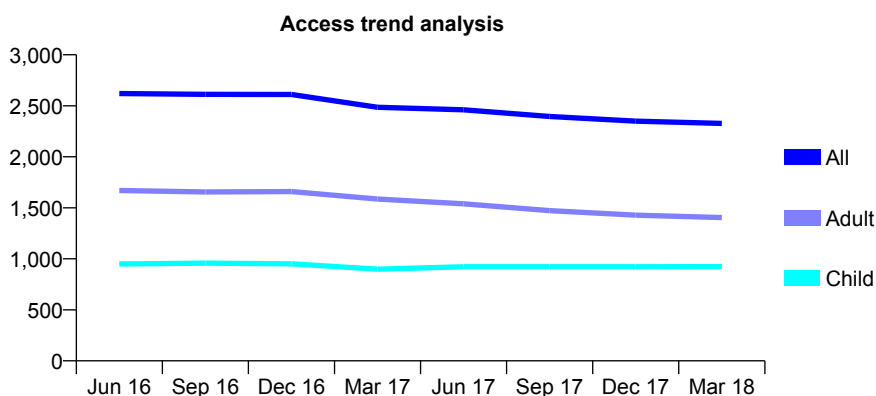
Q60 - Vital Signs At a Glance Contract Report for 188239/0001 - March 2018

Name or company name	Dr J S Jandu and Ms K K Bhambra
Contract type name	GDS Contract
Purpose of contract	General and Orthodontic
Contract start date	01/12/2009
Contract end date	

17/18 Contracted general activity (UDA)	6,309
Carry forward general activity (UDA)	-112
17/18 Contracted orthodontic activity (UOA)	274
Carry forward orthodontic activity (UOA)	0
Baseline contract value	£172,713.94

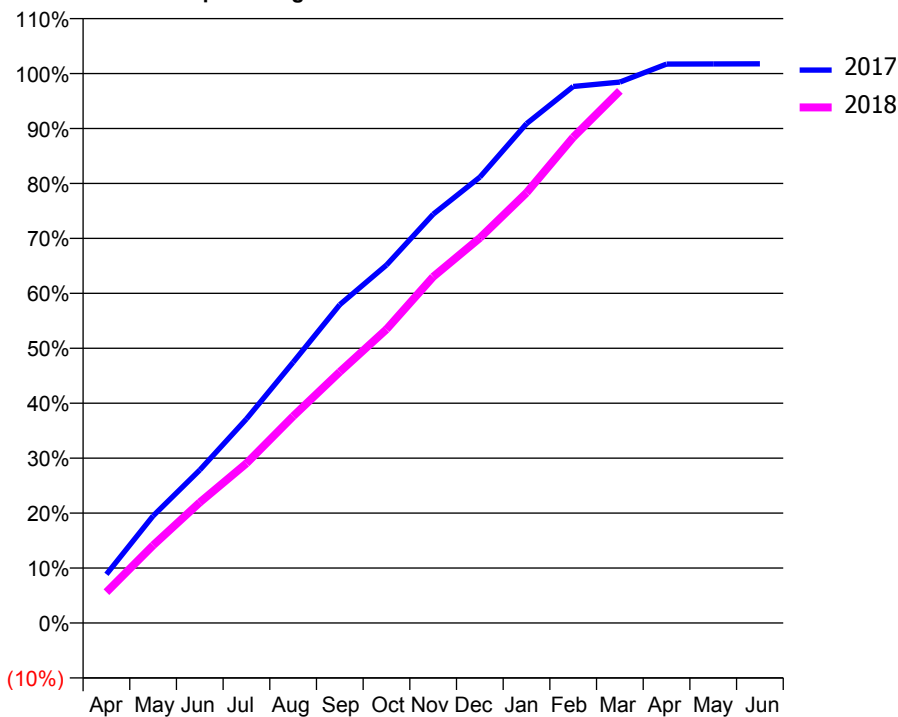
ACCESS*

Patients seen in 24 months	Total	Change since previous quarter
Quarter ending March 2017	2,485	
Quarter ending June 2017	2,461	→
Quarter ending September 2017	2,395	↓
Quarter ending December 2017	2,350	↓
Quarter ending March 2018	2,328	→
Variance since March 2017	(6.3%)	↓



ACTIVITY

Cumulative percentage of contracted UDA delivered 2017 & 2018



Month	Adjusted Scheduled Activity (UDA)	
	2017	2018
April	560	354
May	1,230	891
June	1,757	1,385
July	2,343	1,833
August	2,995	2,373
September	3,655	2,884
October	4,110	3,372
November	4,693	3,975
December	5,119	4,420
January	5,733	4,940
February	6,161	5,577
March	6,211	6,109
April	6,417	
May	6,419	
June	6,421	

QUALITY

	Quantity	Base Number	Contract	AT	Region	England
% of FP17s for the same patient ID Re-attending within 3 months - Children	123	1,653	7.4%	10.1%	11.6%	11.9%
% of FP17s for the same patient ID Re-attending within 3 months - Adults	236	1,937	12.2%	13.5%	15.4%	16.0%
% of FP17s for the same patient ID Re-attending between 3 & 9 months - Children	1,072	1,653	64.9%	59.8%	59.4%	58.3%
% of FP17s for the same patient ID Re-attending between 3 & 9 months - Adults	1,157	1,937	59.7%	54.2%	51.3%	50.3%
% of FP17s for Band 1 Urgent Courses	251	3,378	7.4%	7.2%	8.0%	9.1%
% of FP17s Relating to Free Repair or Replacements	8	3,378	0.2%	0.9%	0.8%	0.8%
% of FP17s Relating to Continuations	46	3,378	1.4%	1.2%	1.0%	1.0%
% of Patients satisfied with the dentistry they have received	2	2	N/A	91.0%	91.7%	91.5%
% of Patients satisfied with the time they had to wait for an appointment	1	2	N/A	89.4%	88.3%	87.9%

* This is based on patients treated on this contract for their most recent course of treatment. Figures in italics indicate the base number of FP17s or Patient Questionnaire responses are less than 100. N/A is shown where the base number of responses is less than 10 during the period. % is calculated as Quantity/Base number*100

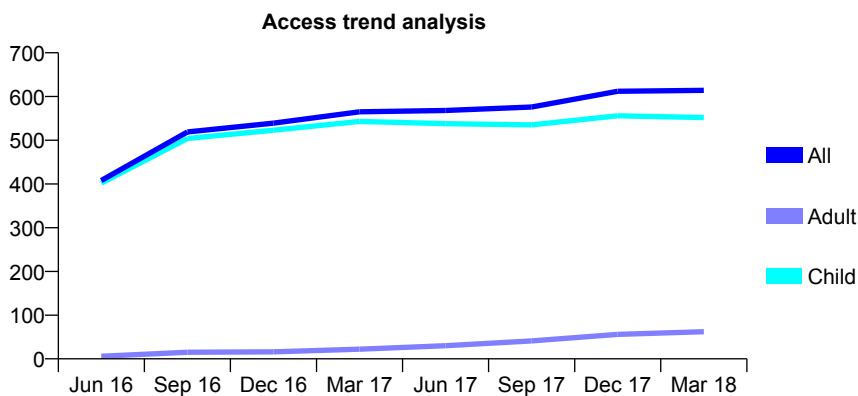
Q60 - Vital Signs At a Glance Contract Report for 188646/0001 - March 2018

Name or company name	Grosvenor Dental Practice
Contract type name	GDS Contract
Purpose of contract	General
Contract start date	01/02/2016
Contract end date	

17/18 Contracted general activity (UDA)	2,455
Carry forward general activity (UDA)	0
17/18 Contracted orthodontic activity (UOA)	0
Carry forward orthodontic activity (UOA)	0
Baseline contract value	£62,483.93

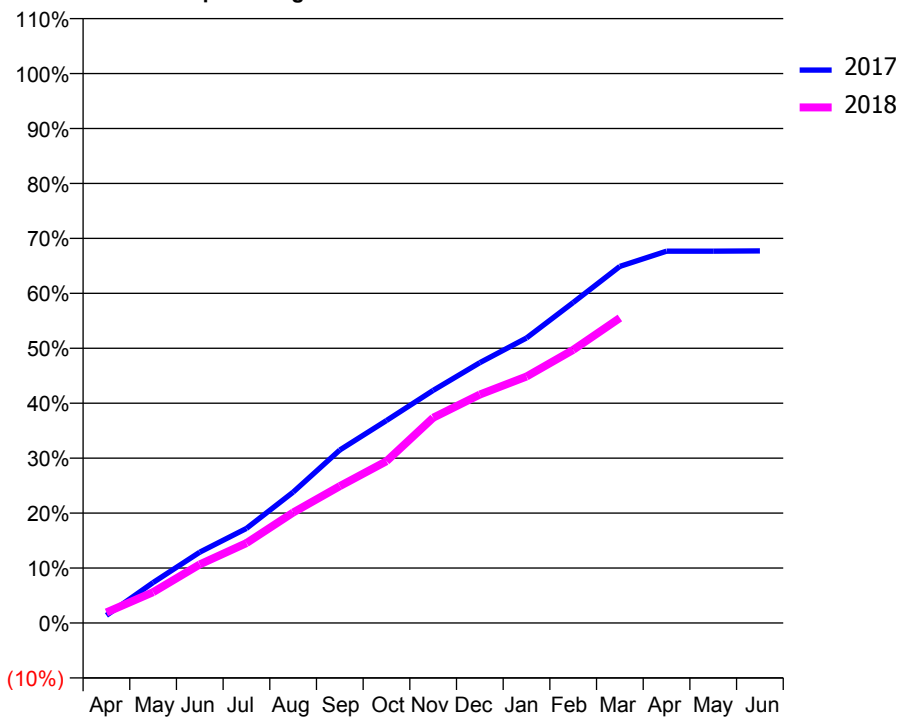
ACCESS*

Patients seen in 24 months	Total	Change since previous quarter
Quarter ending March 2017	565	
Quarter ending June 2017	568	→
Quarter ending September 2017	576	→
Quarter ending December 2017	612	↑
Quarter ending March 2018	614	→
Variance since March 2017	8.7%	↑



ACTIVITY

Cumulative percentage of contracted UDA delivered 2017 & 2018



Month	Adjusted Scheduled Activity (UDA)	
	2017	2018
April	34	47
May	181	138
June	317	262
July	422	357
August	585	493
September	773	612
October	905	723
November	1,039	917
December	1,163	1,021
January	1,274	1,101
February	1,432	1,221
March	1,593	1,363
April	1,661	
May	1,661	
June	1,662	

QUALITY

	Quantity	Base Number	Contract	AT	Region	England
% of FP17s for the same patient ID Re-attending within 3 months - Children	175	1,168	15.0%	10.1%	11.6%	11.9%
% of FP17s for the same patient ID Re-attending within 3 months - Adults	0	0	N/A	13.5%	15.4%	16.0%
% of FP17s for the same patient ID Re-attending between 3 & 9 months - Children	792	1,168	67.8%	59.8%	59.4%	58.3%
% of FP17s for the same patient ID Re-attending between 3 & 9 months - Adults	0	0	N/A	54.2%	51.3%	50.3%
% of FP17s for Band 1 Urgent Courses	27	1,121	2.4%	7.2%	8.0%	9.1%
% of FP17s Relating to Free Repair or Replacements	0	1,121	0.0%	0.9%	0.8%	0.8%
% of FP17s Relating to Continuations	0	1,121	0.0%	1.2%	1.0%	1.0%
% of Patients satisfied with the dentistry they have received	0	0	N/A	91.0%	91.7%	91.5%
% of Patients satisfied with the time they had to wait for an appointment	0	0	N/A	89.4%	88.3%	87.9%

* This is based on patients treated on this contract for their most recent course of treatment. Figures in italics indicate the base number of FP17s or Patient Questionnaire responses are less than 100. N/A is shown where the base number of responses is less than 10 during the period. % is calculated as Quantity/Base number*100

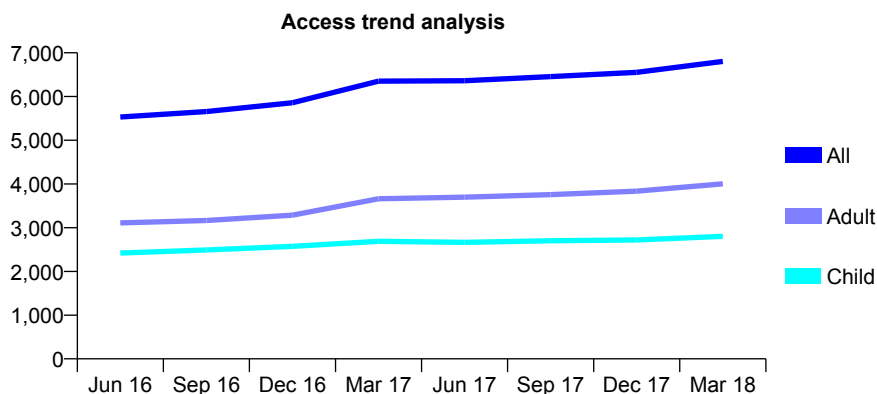
Q60 - Vital Signs At a Glance Contract Report for 190608/0001 - March 2018

Name or company name	Dawley Dental Practice
Contract type name	GDS Contract
Purpose of contract	General
Contract start date	23/09/2009
Contract end date	

17/18 Contracted general activity (UDA)	17,919
Carry forward general activity (UDA)	0
17/18 Contracted orthodontic activity (UOA)	0
Carry forward orthodontic activity (UOA)	0
Baseline contract value	£450,962.46

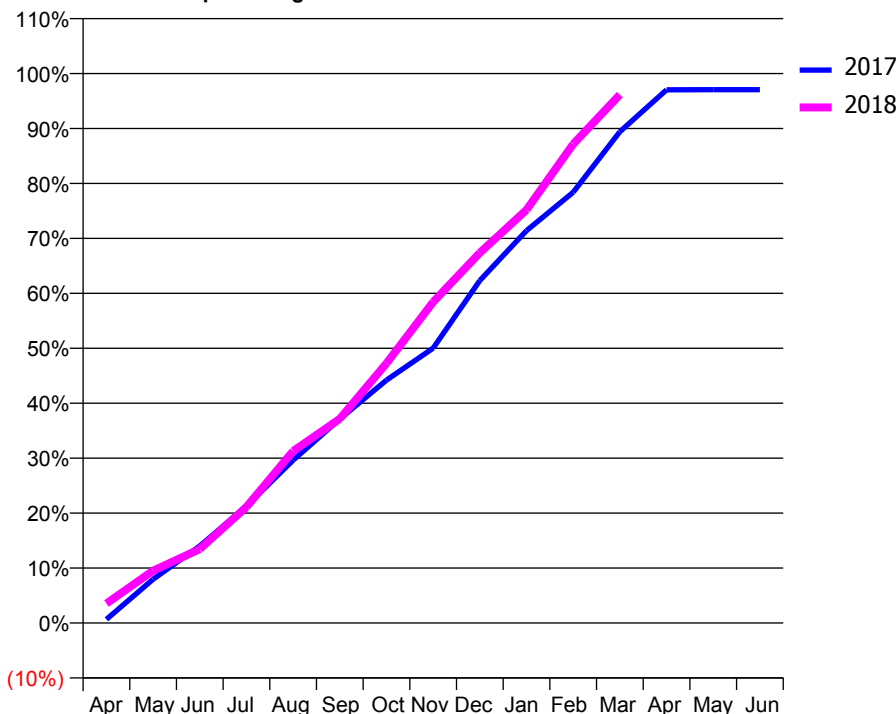
ACCESS*

Patients seen in 24 months	Total	Change since previous quarter
Quarter ending March 2017	6,351	
Quarter ending June 2017	6,361	→
Quarter ending September 2017	6,457	→
Quarter ending December 2017	6,552	→
Quarter ending March 2018	6,804	↑
Variance since March 2017	7.1%	↑



ACTIVITY

Cumulative percentage of contracted UDA delivered 2017 & 2018



Month	Adjusted Scheduled Activity (UDA)	
	2017	2018
April	119	637
May	1,428	1,705
June	2,513	2,411
July	3,810	3,785
August	5,309	5,608
September	6,650	6,657
October	7,921	8,469
November	8,963	10,467
December	11,168	12,071
January	12,793	13,474
February	14,047	15,617
March	16,023	17,232
April	17,388	
May	17,392	
June	17,390	

QUALITY

	Quantity	Base Number	Contract	AT	Region	England
% of FP17s for the same patient ID Re-attending within 3 months - Children	590	4,721	12.5%	10.1%	11.6%	11.9%
% of FP17s for the same patient ID Re-attending within 3 months - Adults	872	5,609	15.5%	13.5%	15.4%	16.0%
% of FP17s for the same patient ID Re-attending between 3 & 9 months - Children	2,814	4,721	59.6%	59.8%	59.4%	58.3%
% of FP17s for the same patient ID Re-attending between 3 & 9 months - Adults	2,992	5,609	53.3%	54.2%	51.3%	50.3%
% of FP17s for Band 1 Urgent Courses	578	9,245	6.3%	7.2%	8.0%	9.1%
% of FP17s Relating to Free Repair or Replacements	22	9,245	0.2%	0.9%	0.8%	0.8%
% of FP17s Relating to Continuations	22	9,245	0.2%	1.2%	1.0%	1.0%
% of Patients satisfied with the dentistry they have received	7	7	N/A	91.0%	91.7%	91.5%
% of Patients satisfied with the time they had to wait for an appointment	7	7	N/A	89.4%	88.3%	87.9%

* This is based on patients treated on this contract for their most recent course of treatment. Figures in italics indicate the base number of FP17s or Patient Questionnaire responses are less than 100. N/A is shown where the base number of responses is less than 10 during the period. % is calculated as Quantity/Base number*100

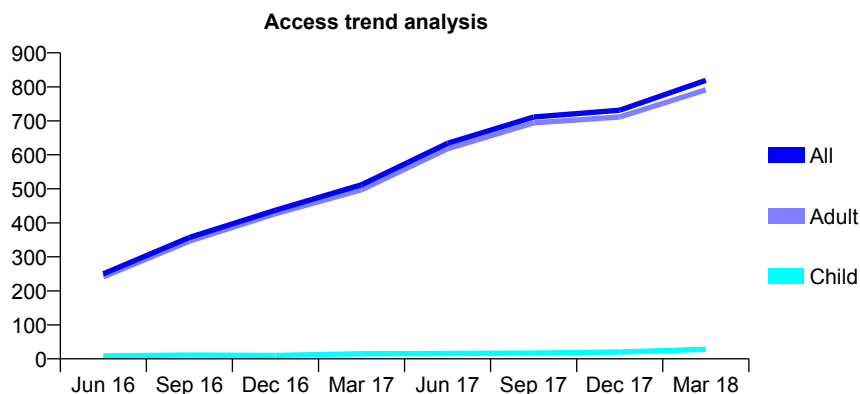
Q60 - Vital Signs At a Glance Contract Report for 192538/0001 - March 2018

Name or company name	The Smile Works Ltd
Contract type name	PDS Contract
Purpose of contract	General
Contract start date	01/07/2015
Contract end date	31/03/2020

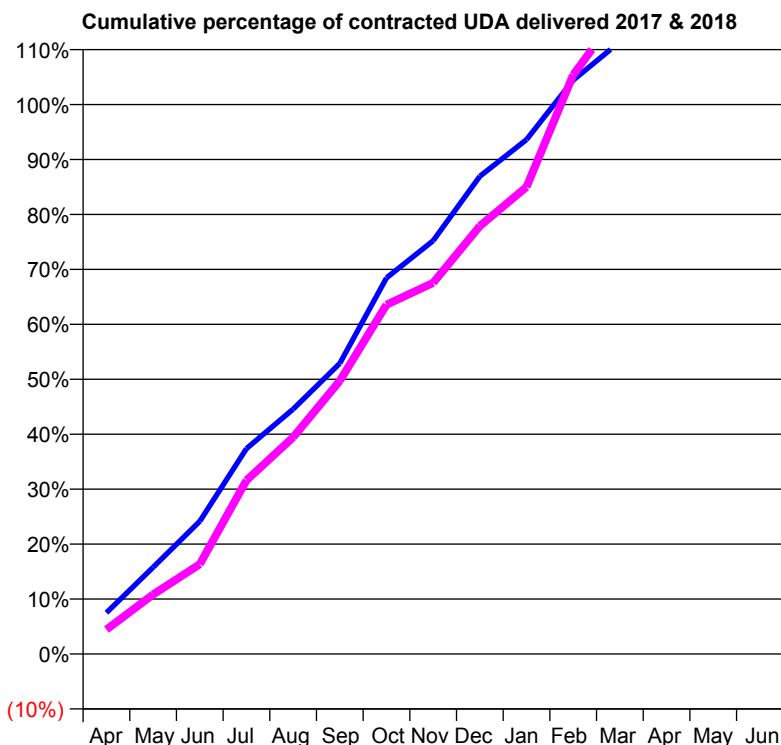
17/18 Contracted general activity (UDA)	1,800
Carry forward general activity (UDA)	0
17/18 Contracted orthodontic activity (UOA)	0
Carry forward orthodontic activity (UOA)	0
Baseline contract value	£73,384.26

ACCESS*

Patients seen in 24 months	Total	Change since previous quarter
Quarter ending March 2017	512	
Quarter ending June 2017	634	↑
Quarter ending September 2017	711	↑
Quarter ending December 2017	731	↑
Quarter ending March 2018	819	↑
Variance since March 2017	60.0%	↑



ACTIVITY



Month	Adjusted Scheduled Activity (UDA)	
	2017	2018
April	135	80
May	284	195
June	435	294
July	673	569
August	802	710
September	952	895
October	1,232	1,144
November	1,354	1,216
December	1,565	1,402
January	1,685	1,530
February	1,880	1,897
March	2,005	2,105
April	2,075	
May	2,075	
June	2,075	

QUALITY

	Quantity	Base Number	Contract	AT	Region	England
% of FP17s for the same patient ID Re-attending within 3 months - Children	0	36	0.0%	10.1%	11.6%	11.9%
% of FP17s for the same patient ID Re-attending within 3 months - Adults	4	799	0.5%	13.5%	15.4%	16.0%
% of FP17s for the same patient ID Re-attending between 3 & 9 months - Children	0	36	0.0%	59.8%	59.4%	58.3%
% of FP17s for the same patient ID Re-attending between 3 & 9 months - Adults	0	799	0.0%	54.2%	51.3%	50.3%
% of FP17s for Band 1 Urgent Courses	0	809	0.0%	7.2%	8.0%	9.1%
% of FP17s Relating to Free Repair or Replacements	0	809	0.0%	0.9%	0.8%	0.8%
% of FP17s Relating to Continuations	0	809	0.0%	1.2%	1.0%	1.0%
% of Patients satisfied with the dentistry they have received	1	1	N/A	91.0%	91.7%	91.5%
% of Patients satisfied with the time they had to wait for an appointment	1	1	N/A	89.4%	88.3%	87.9%

* This is based on patients treated on this contract for their most recent course of treatment. Figures in italics indicate the base number of FP17s or Patient Questionnaire responses are less than 100. N/A is shown where the base number of responses is less than 10 during the period. % is calculated as Quantity/Base number*100

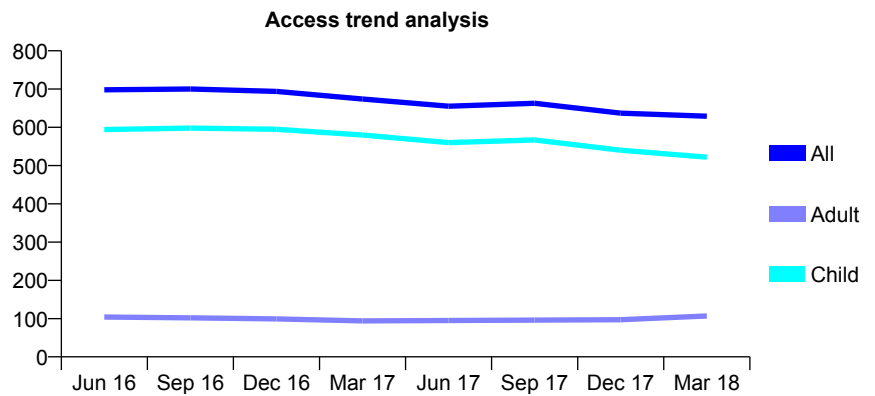
Q60 - Vital Signs At a Glance Contract Report for 193623/0001 - March 2018

Name or company name	Beaufort Dental Health Centre Ltd
Contract type name	GDS Contract
Purpose of contract	General
Contract start date	01/07/2009
Contract end date	

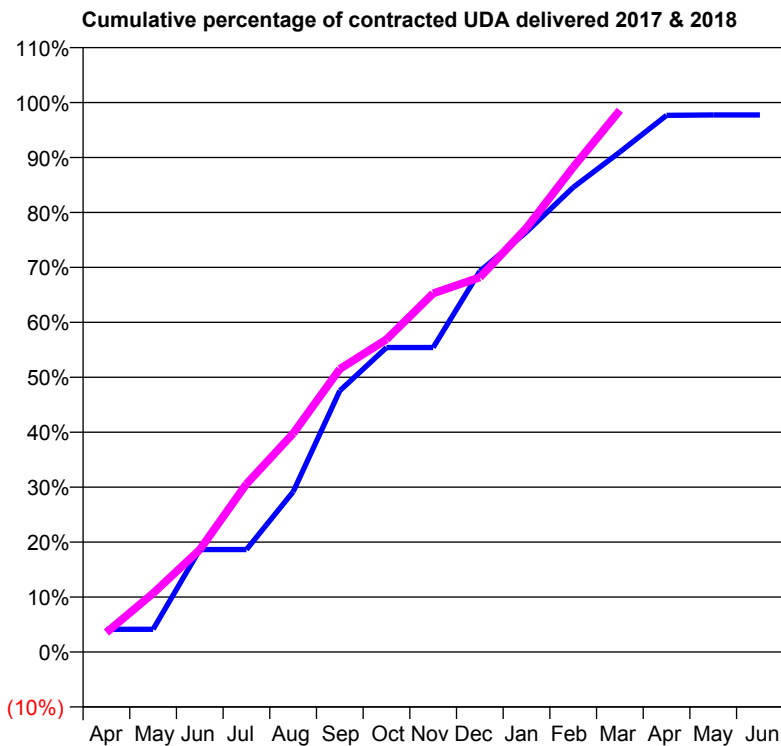
17/18 Contracted general activity (UDA)	1,380
Carry forward general activity (UDA)	31
17/18 Contracted orthodontic activity (UOA)	0
Carry forward orthodontic activity (UOA)	0
Baseline contract value	£30,530.32

ACCESS*

Patients seen in 24 months	Total	Change since previous quarter
Quarter ending March 2017	674	
Quarter ending June 2017	655	↓
Quarter ending September 2017	663	→
Quarter ending December 2017	637	↓
Quarter ending March 2018	629	↓
Variance since March 2017	(6.7%)	↓



ACTIVITY



Month	Adjusted Scheduled Activity (UDA)	
	2017	2018
April	57	49
May	57	147
June	257	257
July	257	422
August	402	549
September	656	711
October	765	785
November	765	901
December	956	941
January	1,055	1,065
February	1,167	1,218
March	1,256	1,361
April	1,348	
May	1,349	
June	1,349	

QUALITY

	Quantity	Base Number	Contract	AT	Region	England
% of FP17s for the same patient ID Re-attending within 3 months - Children	52	937	5.5%	10.1%	11.6%	11.9%
% of FP17s for the same patient ID Re-attending within 3 months - Adults	2	62	3.2%	13.5%	15.4%	16.0%
% of FP17s for the same patient ID Re-attending between 3 & 9 months - Children	705	937	75.2%	59.8%	59.4%	58.3%
% of FP17s for the same patient ID Re-attending between 3 & 9 months - Adults	46	62	74.2%	54.2%	51.3%	50.3%
% of FP17s for Band 1 Urgent Courses	23	940	2.4%	7.2%	8.0%	9.1%
% of FP17s Relating to Free Repair or Replacements	0	940	0.0%	0.9%	0.8%	0.8%
% of FP17s Relating to Continuations	0	940	0.0%	1.2%	1.0%	1.0%
% of Patients satisfied with the dentistry they have received	0	0	N/A	91.0%	91.7%	91.5%
% of Patients satisfied with the time they had to wait for an appointment	0	0	N/A	89.4%	88.3%	87.9%

* This is based on patients treated on this contract for their most recent course of treatment. Figures in italics indicate the base number of FP17s or Patient Questionnaire responses are less than 100. N/A is shown where the base number of responses is less than 10 during the period. % is calculated as Quantity/Base number*100

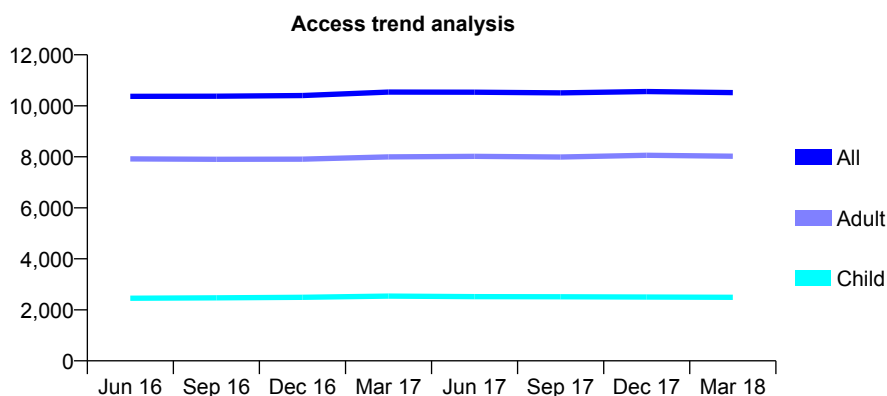
Q60 - Vital Signs At a Glance Contract Report for 195170/0001 - March 2018

Name or company name	Station House Dental Practice (Telford) Ltd
Contract type name	Pilot Contract
Purpose of contract	General and Orthodontic
Contract start date	01/12/2009
Contract end date	

17/18 Contracted general activity (UDA)	39,000
Carry forward general activity (UDA)	0
17/18 Contracted orthodontic activity (UOA)	1,000
Carry forward orthodontic activity (UOA)	0
Baseline contract value	£1,130,747.98

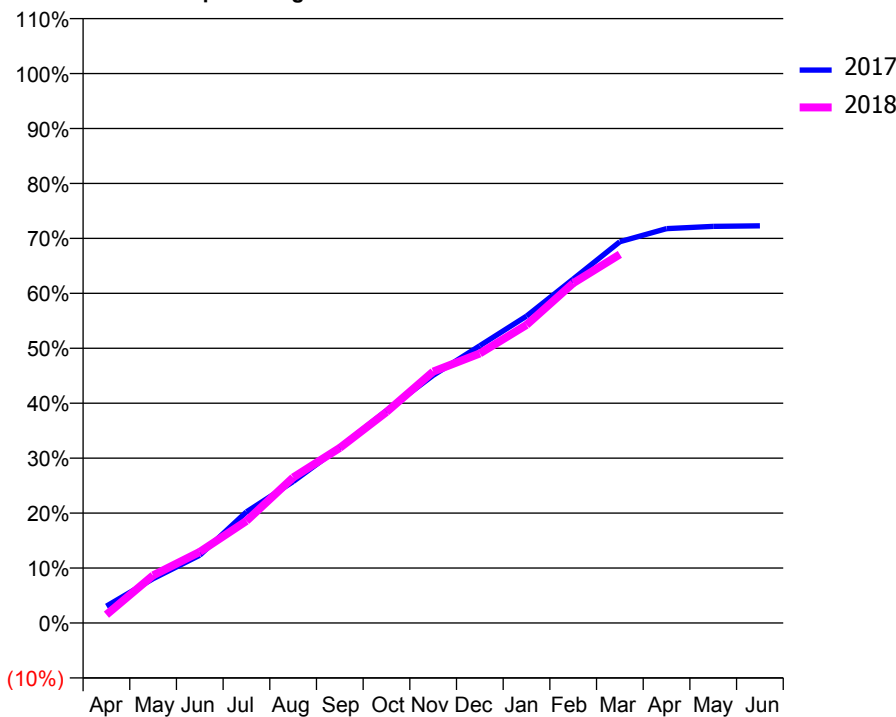
ACCESS*

Patients seen in 24 months	Total	Change since previous quarter
Quarter ending March 2017	10,540	
Quarter ending June 2017	10,535	→
Quarter ending September 2017	10,506	→
Quarter ending December 2017	10,562	→
Quarter ending March 2018	10,516	→
Variance since March 2017	(0.2%)	→



ACTIVITY

Cumulative percentage of contracted UDA delivered 2017 & 2018



Month	Adjusted Scheduled Activity (UDA)	
	2017	2018
April	1,198	596
May	3,149	3,380
June	4,817	5,044
July	7,884	7,246
August	10,040	10,329
September	12,473	12,431
October	15,068	14,973
November	17,577	17,841
December	19,679	19,135
January	21,786	21,159
February	24,415	24,117
March	27,065	26,167
April	27,994	
May	28,156	
June	28,190	

QUALITY

	Quantity	Base Number	Contract	AT	Region	England
% of FP17s for the same patient ID Re-attending within 3 months - Children	228	3,640	6.3%	10.1%	11.6%	11.9%
% of FP17s for the same patient ID Re-attending within 3 months - Adults	762	9,925	7.7%	13.5%	15.4%	16.0%
% of FP17s for the same patient ID Re-attending between 3 & 9 months - Children	2,260	3,640	62.1%	59.8%	59.4%	58.3%
% of FP17s for the same patient ID Re-attending between 3 & 9 months - Adults	5,379	9,925	54.2%	54.2%	51.3%	50.3%
% of FP17s for Band 1 Urgent Courses	417	12,255	3.4%	7.2%	8.0%	9.1%
% of FP17s Relating to Free Repair or Replacements	47	12,255	0.4%	0.9%	0.8%	0.8%
% of FP17s Relating to Continuations	162	12,255	1.3%	1.2%	1.0%	1.0%
% of Patients satisfied with the dentistry they have received	15	17	88.2%	91.0%	91.7%	91.5%
% of Patients satisfied with the time they had to wait for an appointment	17	17	100.0%	89.4%	88.3%	87.9%

* This is based on patients treated on this contract for their most recent course of treatment. Figures in italics indicate the base number of FP17s or Patient Questionnaire responses are less than 100. N/A is shown where the base number of responses is less than 10 during the period. % is calculated as Quantity/Base number*100

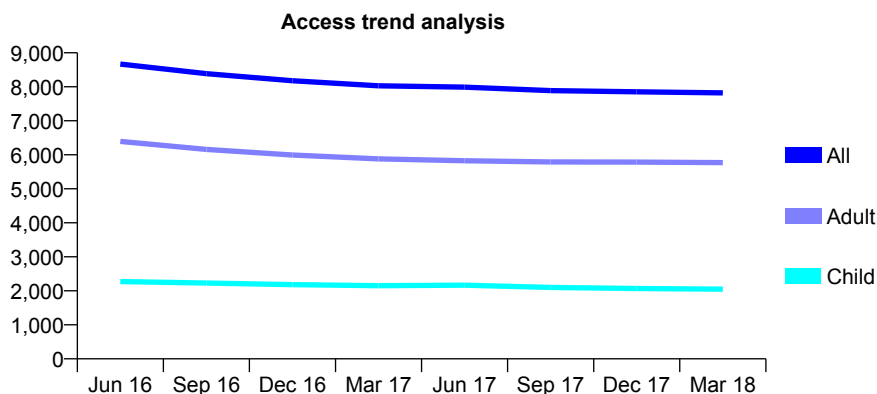
Q60 - Vital Signs At a Glance Contract Report for 195464/0001 - March 2018

Name or company name	Keen Dental Care
Contract type name	GDS Contract
Purpose of contract	General
Contract start date	01/04/2012
Contract end date	

17/18 Contracted general activity (UDA)	23,030
Carry forward general activity (UDA)	-422
17/18 Contracted orthodontic activity (UOA)	0
Carry forward orthodontic activity (UOA)	0
Baseline contract value	£575,731.33

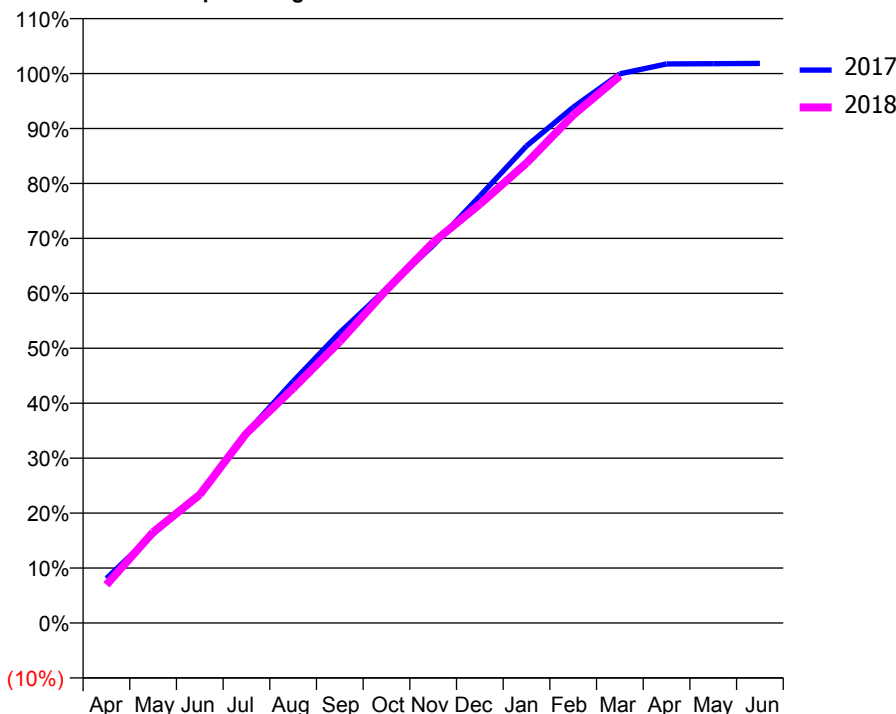
ACCESS*

Patients seen in 24 months	Total	Change since previous quarter
Quarter ending March 2017	8,031	
Quarter ending June 2017	7,991	→
Quarter ending September 2017	7,890	↓
Quarter ending December 2017	7,852	→
Quarter ending March 2018	7,821	→
Variance since March 2017	(2.6%)	↓



ACTIVITY

Cumulative percentage of contracted UDA delivered 2017 & 2018



Month	Adjusted Scheduled Activity (UDA)	
	2017	2018
April	1,869	1,604
May	3,729	3,811
June	5,388	5,382
July	7,979	7,955
August	10,132	9,831
September	12,176	11,797
October	14,010	13,963
November	15,823	15,952
December	17,896	17,552
January	19,991	19,279
February	21,613	21,291
March	23,014	22,928
April	23,433	
May	23,440	
June	23,452	

QUALITY

	Quantity	Base Number	Contract	AT	Region	England
% of FP17s for the same patient ID Re-attending within 3 months - Children	169	3,158	5.4%	10.1%	11.6%	11.9%
% of FP17s for the same patient ID Re-attending within 3 months - Adults	1,194	9,302	12.8%	13.5%	15.4%	16.0%
% of FP17s for the same patient ID Re-attending between 3 & 9 months - Children	2,098	3,158	66.4%	59.8%	59.4%	58.3%
% of FP17s for the same patient ID Re-attending between 3 & 9 months - Adults	5,896	9,302	63.4%	54.2%	51.3%	50.3%
% of FP17s for Band 1 Urgent Courses	533	12,214	4.4%	7.2%	8.0%	9.1%
% of FP17s Relating to Free Repair or Replacements	87	12,214	0.7%	0.9%	0.8%	0.8%
% of FP17s Relating to Continuations	304	12,214	2.5%	1.2%	1.0%	1.0%
% of Patients satisfied with the dentistry they have received	17	17	100.0%	91.0%	91.7%	91.5%
% of Patients satisfied with the time they had to wait for an appointment	14	17	82.4%	89.4%	88.3%	87.9%

* This is based on patients treated on this contract for their most recent course of treatment. Figures in italics indicate the base number of FP17s or Patient Questionnaire responses are less than 100. N/A is shown where the base number of responses is less than 10 during the period. % is calculated as Quantity/Base number*100

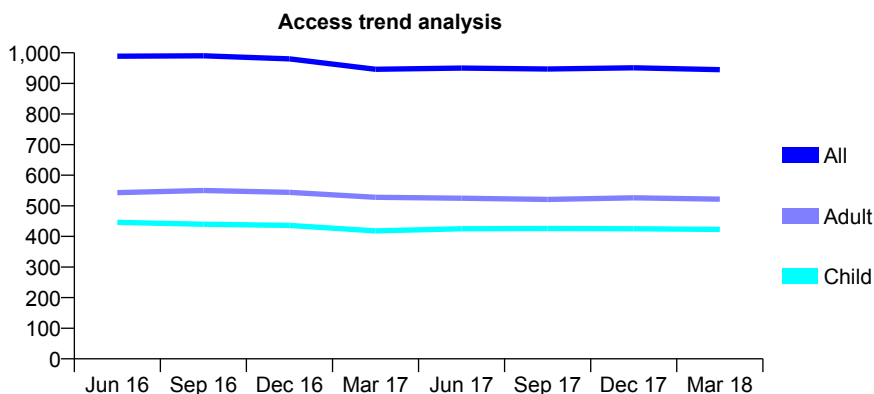
Q60 - Vital Signs At a Glance Contract Report for 198048/0001 - March 2018

Name or company name	The Cherry Orchard Dental Practice Partne
Contract type name	GDS Contract
Purpose of contract	General
Contract start date	05/03/2013
Contract end date	

17/18 Contracted general activity (UDA)	2,200
Carry forward general activity (UDA)	-44
17/18 Contracted orthodontic activity (UOA)	0
Carry forward orthodontic activity (UOA)	0
Baseline contract value	£48,371.87

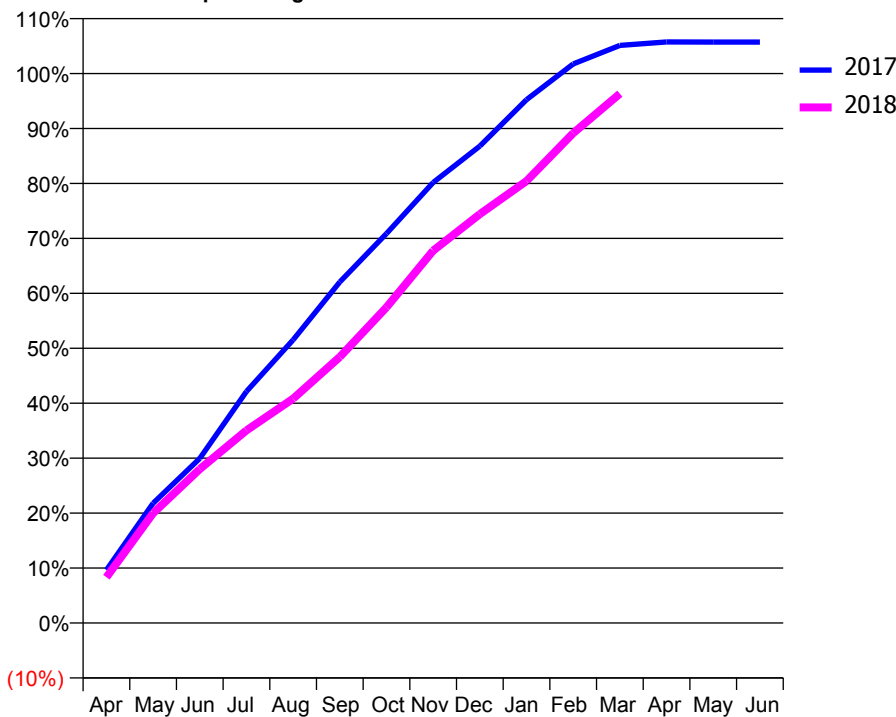
ACCESS*

Patients seen in 24 months	Total	Change since previous quarter
Quarter ending March 2017	946	
Quarter ending June 2017	950	→
Quarter ending September 2017	947	→
Quarter ending December 2017	951	→
Quarter ending March 2018	945	→
Variance since March 2017	(0.1%)	→



ACTIVITY

Cumulative percentage of contracted UDA delivered 2017 & 2018



Month	Adjusted Scheduled Activity (UDA)	
	2017	2018
April	212	183
May	480	440
June	659	616
July	927	771
August	1,134	898
September	1,366	1,066
October	1,559	1,264
November	1,764	1,491
December	1,909	1,637
January	2,095	1,770
February	2,238	1,961
March	2,313	2,119
April	2,327	
May	2,326	
June	2,326	

QUALITY

	Quantity	Base Number	Contract	AT	Region	England
% of FP17s for the same patient ID Re-attending within 3 months - Children	36	782	4.6%	10.1%	11.6%	11.9%
% of FP17s for the same patient ID Re-attending within 3 months - Adults	73	773	9.4%	13.5%	15.4%	16.0%
% of FP17s for the same patient ID Re-attending between 3 & 9 months - Children	592	782	75.7%	59.8%	59.4%	58.3%
% of FP17s for the same patient ID Re-attending between 3 & 9 months - Adults	557	773	72.1%	54.2%	51.3%	50.3%
% of FP17s for Band 1 Urgent Courses	50	1,541	3.2%	7.2%	8.0%	9.1%
% of FP17s Relating to Free Repair or Replacements	0	1,541	0.0%	0.9%	0.8%	0.8%
% of FP17s Relating to Continuations	13	1,541	0.8%	1.2%	1.0%	1.0%
% of Patients satisfied with the dentistry they have received	0	0	N/A	91.0%	91.7%	91.5%
% of Patients satisfied with the time they had to wait for an appointment	0	0	N/A	89.4%	88.3%	87.9%

* This is based on patients treated on this contract for their most recent course of treatment. Figures in italics indicate the base number of FP17s or Patient Questionnaire responses are less than 100. N/A is shown where the base number of responses is less than 10 during the period. % is calculated as Quantity/Base number*100

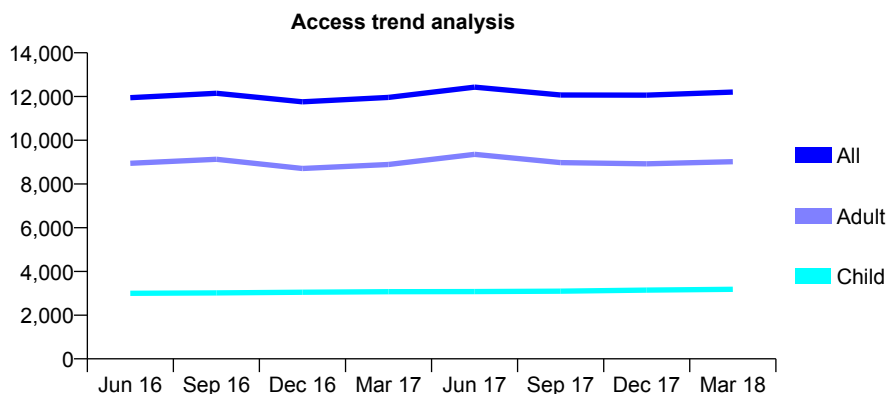
Q60 - Vital Signs At a Glance Contract Report for 198404/0001 - March 2018

Name or company name	Tamworth Dental Practice Partnership
Contract type name	GDS Contract
Purpose of contract	General
Contract start date	01/04/2014
Contract end date	

17/18 Contracted general activity (UDA)	30,297
Carry forward general activity (UDA)	-249
17/18 Contracted orthodontic activity (UOA)	0
Carry forward orthodontic activity (UOA)	0
Baseline contract value	£776,405.49

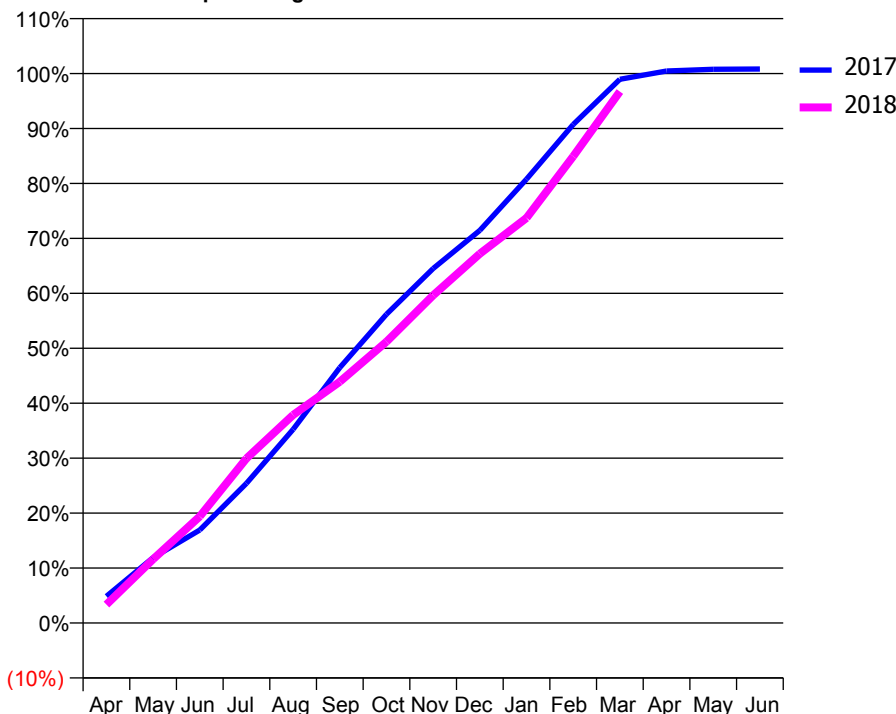
ACCESS*

Patients seen in 24 months	Total	Change since previous quarter
Quarter ending March 2017	11,959	
Quarter ending June 2017	12,430	↑
Quarter ending September 2017	12,070	↓
Quarter ending December 2017	12,064	→
Quarter ending March 2018	12,202	→
Variance since March 2017	2.0%	↑



ACTIVITY

Cumulative percentage of contracted UDA delivered 2017 & 2018



Month	Adjusted Scheduled Activity (UDA)	
	2017	2018
April	1,473	1,016
May	3,609	3,516
June	5,131	5,875
July	7,702	9,073
August	10,678	11,475
September	14,082	13,301
October	17,022	15,511
November	19,549	18,064
December	21,650	20,363
January	24,474	22,329
February	27,483	25,729
March	29,975	29,303
April	30,434	
May	30,531	
June	30,546	

QUALITY

	Quantity	Base Number	Contract	AT	Region	England
% of FP17s for the same patient ID Re-attending within 3 months - Children	232	4,471	5.2%	10.1%	11.6%	11.9%
% of FP17s for the same patient ID Re-attending within 3 months - Adults	923	9,751	9.5%	13.5%	15.4%	16.0%
% of FP17s for the same patient ID Re-attending between 3 & 9 months - Children	2,779	4,471	62.2%	59.8%	59.4%	58.3%
% of FP17s for the same patient ID Re-attending between 3 & 9 months - Adults	4,454	9,751	45.7%	54.2%	51.3%	50.3%
% of FP17s for Band 1 Urgent Courses	1,500	13,957	10.7%	7.2%	8.0%	9.1%
% of FP17s Relating to Free Repair or Replacements	26	13,957	0.2%	0.9%	0.8%	0.8%
% of FP17s Relating to Continuations	108	13,957	0.8%	1.2%	1.0%	1.0%
% of Patients satisfied with the dentistry they have received	14	17	82.4%	91.0%	91.7%	91.5%
% of Patients satisfied with the time they had to wait for an appointment	16	17	94.1%	89.4%	88.3%	87.9%

* This is based on patients treated on this contract for their most recent course of treatment. Figures in italics indicate the base number of FP17s or Patient Questionnaire responses are less than 100. N/A is shown where the base number of responses is less than 10 during the period. % is calculated as Quantity/Base number*100

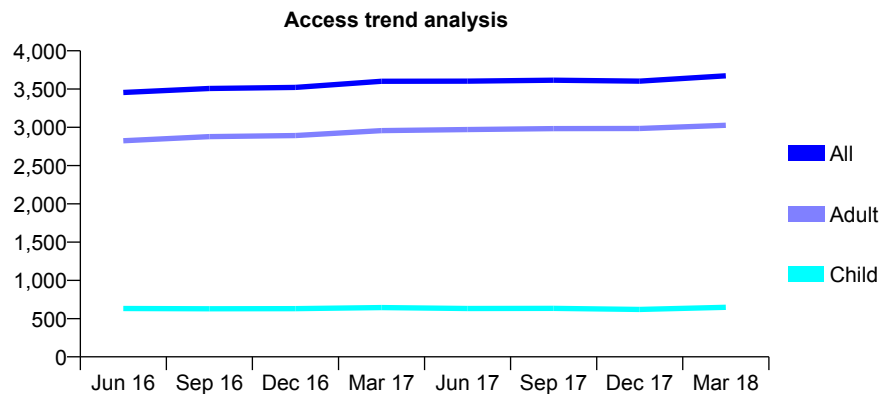
Q60 - Vital Signs At a Glance Contract Report for 198595/0001 - March 2018

Name or company name	Khanna Dental Limited
Contract type name	GDS Contract
Purpose of contract	General and Orthodontic
Contract start date	01/07/2014
Contract end date	

17/18 Contracted general activity (UDA)	12,412
Carry forward general activity (UDA)	145
17/18 Contracted orthodontic activity (UOA)	280
Carry forward orthodontic activity (UOA)	-1
Baseline contract value	£363,321.21

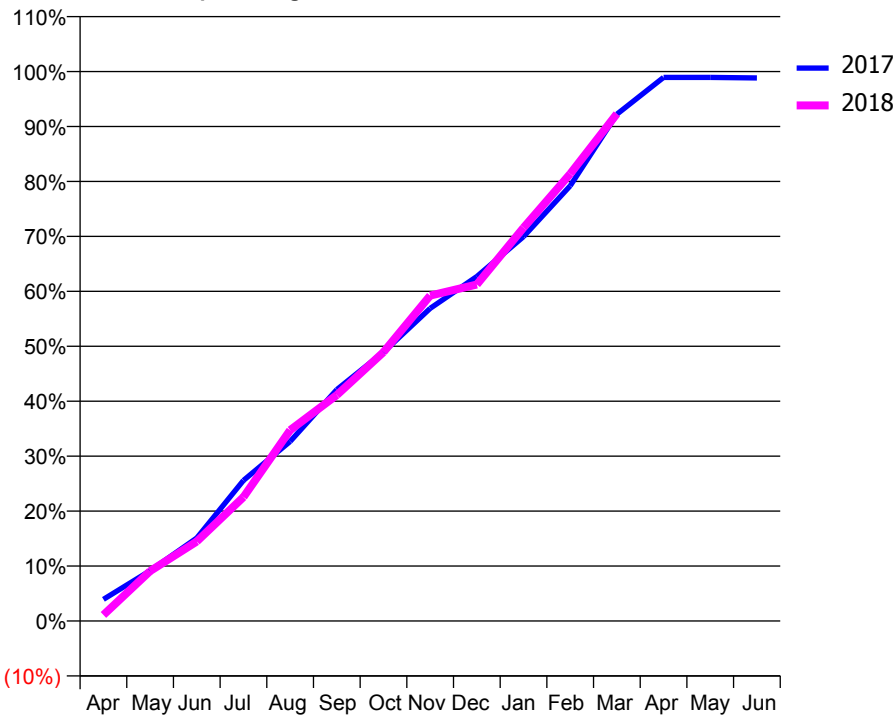
ACCESS*

Patients seen in 24 months	Total	Change since previous quarter
Quarter ending March 2017	3,601	
Quarter ending June 2017	3,603	→
Quarter ending September 2017	3,616	→
Quarter ending December 2017	3,604	→
Quarter ending March 2018	3,674	→
Variance since March 2017	2.0%	↑



ACTIVITY

Cumulative percentage of contracted UDA delivered 2017 & 2018



Month	Adjusted Scheduled Activity (UDA)	
	2017	2018
April	490	138
May	1,136	1,127
June	1,876	1,798
July	3,177	2,800
August	4,055	4,312
September	5,228	5,103
October	6,072	6,073
November	7,061	7,352
December	7,780	7,601
January	8,682	8,885
February	9,829	10,101
March	11,447	11,457
April	12,280	
May	12,278	
June	12,267	

QUALITY

	Quantity	Base Number	Contract	AT	Region	England
% of FP17s for the same patient ID Re-attending within 3 months - Children	56	912	6.1%	10.1%	11.6%	11.9%
% of FP17s for the same patient ID Re-attending within 3 months - Adults	774	4,453	17.4%	13.5%	15.4%	16.0%
% of FP17s for the same patient ID Re-attending between 3 & 9 months - Children	518	912	56.8%	59.8%	59.4%	58.3%
% of FP17s for the same patient ID Re-attending between 3 & 9 months - Adults	2,383	4,453	53.5%	54.2%	51.3%	50.3%
% of FP17s for Band 1 Urgent Courses	606	5,118	11.8%	7.2%	8.0%	9.1%
% of FP17s Relating to Free Repair or Replacements	19	5,118	0.4%	0.9%	0.8%	0.8%
% of FP17s Relating to Continuations	11	5,118	0.2%	1.2%	1.0%	1.0%
% of Patients satisfied with the dentistry they have received	7	8	N/A	91.0%	91.7%	91.5%
% of Patients satisfied with the time they had to wait for an appointment	6	8	N/A	89.4%	88.3%	87.9%

* This is based on patients treated on this contract for their most recent course of treatment. Figures in italics indicate the base number of FP17s or Patient Questionnaire responses are less than 100. N/A is shown where the base number of responses is less than 10 during the period. % is calculated as Quantity/Base number*100

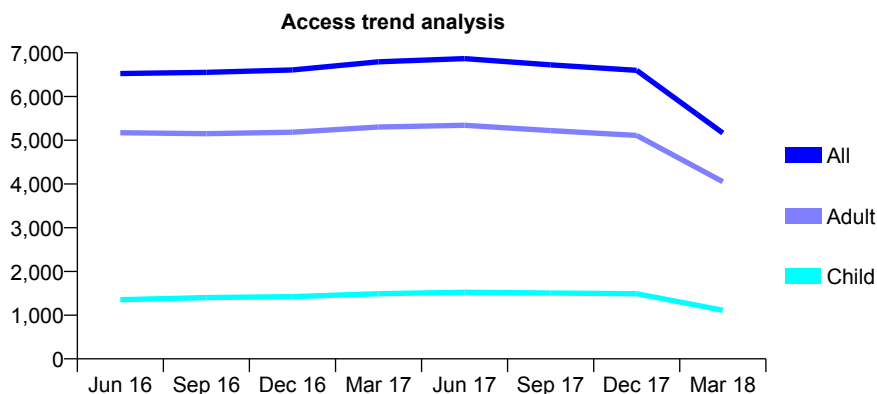
Q60 - Vital Signs At a Glance Contract Report for 199591/0001 - March 2018

Name or company name	Primecare Oral
Contract type name	PDS Plus Contract
Purpose of contract	General
Contract start date	01/04/2011
Contract end date	31/12/2017

17/18 Contracted general activity (UDA)	19,500
Carry forward general activity (UDA)	0
17/18 Contracted orthodontic activity (UOA)	0
Carry forward orthodontic activity (UOA)	0
Baseline contract value	£375,753.34

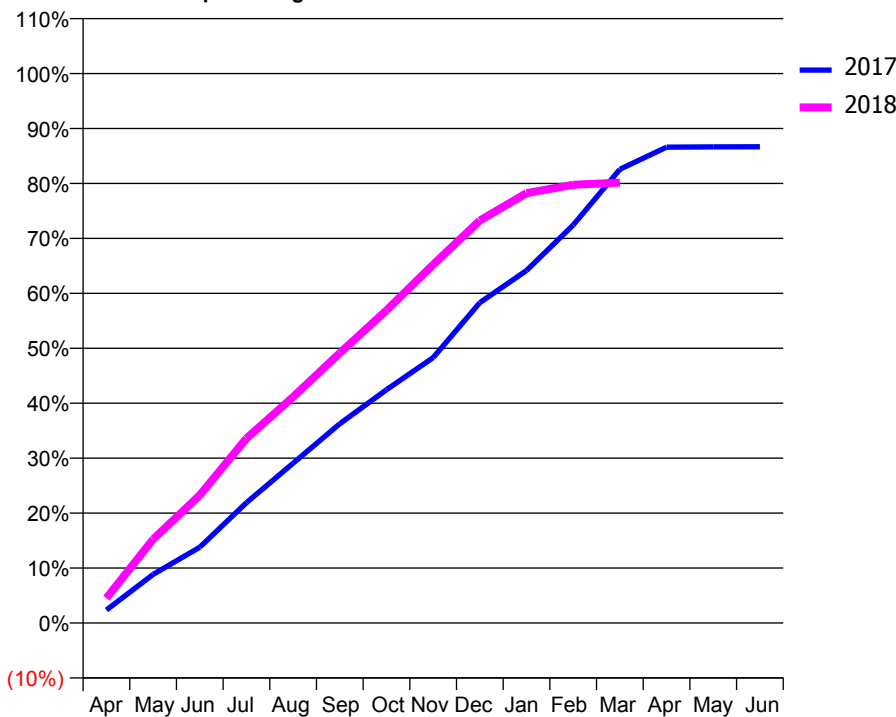
ACCESS*

Patients seen in 24 months	Total	Change since previous quarter
Quarter ending March 2017	6,795	
Quarter ending June 2017	6,867	→
Quarter ending September 2017	6,725	↓
Quarter ending December 2017	6,600	↓
Quarter ending March 2018	5,165	↓
Variance since March 2017	(24.0%)	↓



ACTIVITY

Cumulative percentage of contracted UDA delivered 2017 & 2018



Month	Adjusted Scheduled Activity (UDA)	
	2017	2018
April	613	884
May	2,300	2,969
June	3,589	4,536
July	5,696	6,550
August	7,562	8,022
September	9,432	9,580
October	11,041	11,093
November	12,559	12,719
December	15,158	14,283
January	16,681	15,253
February	18,828	15,551
March	21,465	15,626
April	22,514	
May	22,529	
June	22,536	

QUALITY

	Quantity	Base Number	Contract	AT	Region	England
% of FP17s for the same patient ID Re-attending within 3 months - Children	98	1,384	7.1%	10.1%	11.6%	11.9%
% of FP17s for the same patient ID Re-attending within 3 months - Adults	608	4,838	12.6%	13.5%	15.4%	16.0%
% of FP17s for the same patient ID Re-attending between 3 & 9 months - Children	697	1,384	50.4%	59.8%	59.4%	58.3%
% of FP17s for the same patient ID Re-attending between 3 & 9 months - Adults	2,448	4,838	50.6%	54.2%	51.3%	50.3%
% of FP17s for Band 1 Urgent Courses	322	5,854	5.5%	7.2%	8.0%	9.1%
% of FP17s Relating to Free Repair or Replacements	39	5,854	0.7%	0.9%	0.8%	0.8%
% of FP17s Relating to Continuations	110	5,854	1.9%	1.2%	1.0%	1.0%
% of Patients satisfied with the dentistry they have received	8	8	N/A	91.0%	91.7%	91.5%
% of Patients satisfied with the time they had to wait for an appointment	6	8	N/A	89.4%	88.3%	87.9%

* This is based on patients treated on this contract for their most recent course of treatment. Figures in italics indicate the base number of FP17s or Patient Questionnaire responses are less than 100. N/A is shown where the base number of responses is less than 10 during the period. % is calculated as Quantity/Base number*100

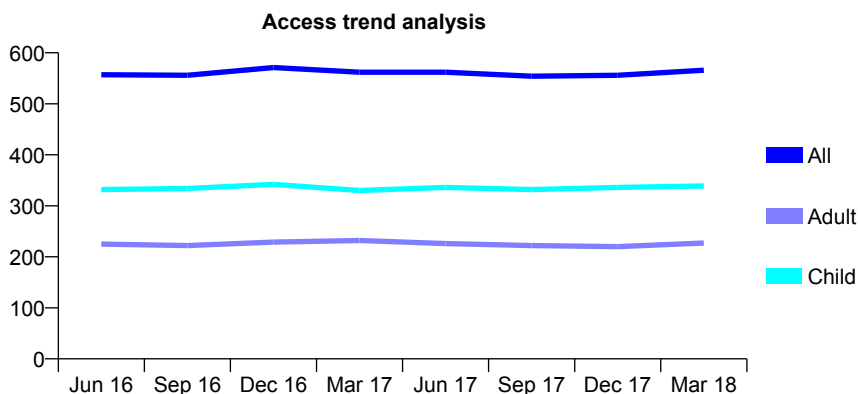
Q60 - Vital Signs At a Glance Contract Report for 208698/0001 - March 2018

Name or company name	Chris Bird Dental Care Limited
Contract type name	GDS Contract
Purpose of contract	General
Contract start date	01/04/2006
Contract end date	

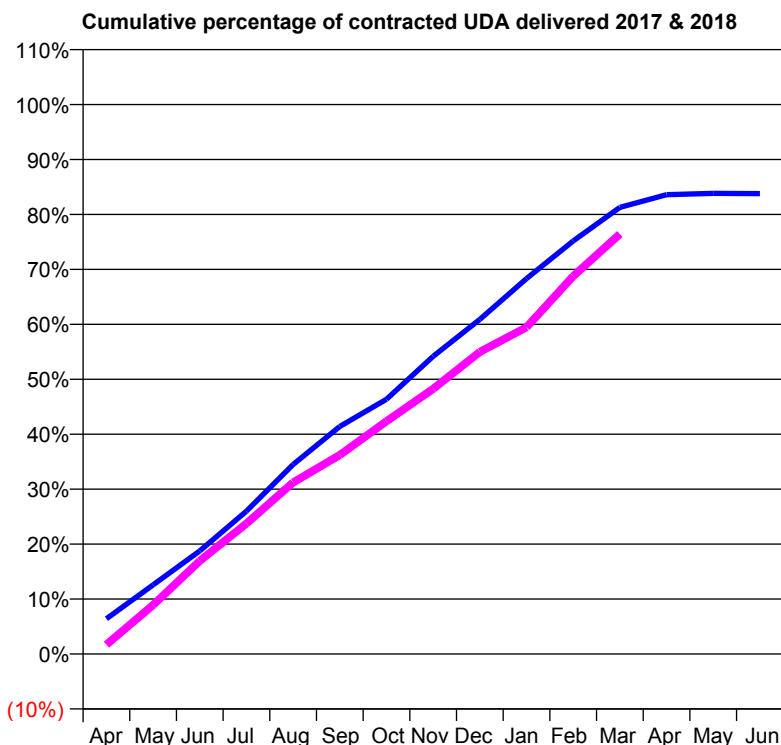
17/18 Contracted general activity (UDA)	2,000
Carry forward general activity (UDA)	0
17/18 Contracted orthodontic activity (UOA)	0
Carry forward orthodontic activity (UOA)	0
Baseline contract value	£45,194.86

ACCESS*

Patients seen in 24 months	Total	Change since previous quarter
Quarter ending March 2017	562	
Quarter ending June 2017	562	→
Quarter ending September 2017	554	↓
Quarter ending December 2017	556	→
Quarter ending March 2018	566	→
Variance since March 2017	0.7%	→



ACTIVITY



Month	Adjusted Scheduled Activity (UDA)	
	2017	2018
April	129	34
May	252	178
June	375	339
July	520	475
August	690	625
September	828	725
October	927	847
November	1,084	965
December	1,218	1,100
January	1,367	1,189
February	1,503	1,375
March	1,625	1,529
April	1,672	
May	1,677	
June	1,676	

QUALITY

	Quantity	Base Number	Contract	AT	Region	England
% of FP17s for the same patient ID Re-attending within 3 months - Children	19	550	3.5%	10.1%	11.6%	11.9%
% of FP17s for the same patient ID Re-attending within 3 months - Adults	52	291	17.9%	13.5%	15.4%	16.0%
% of FP17s for the same patient ID Re-attending between 3 & 9 months - Children	370	550	67.3%	59.8%	59.4%	58.3%
% of FP17s for the same patient ID Re-attending between 3 & 9 months - Adults	185	291	63.6%	54.2%	51.3%	50.3%
% of FP17s for Band 1 Urgent Courses	33	815	4.0%	7.2%	8.0%	9.1%
% of FP17s Relating to Free Repair or Replacements	0	815	0.0%	0.9%	0.8%	0.8%
% of FP17s Relating to Continuations	0	815	0.0%	1.2%	1.0%	1.0%
% of Patients satisfied with the dentistry they have received	0	0	N/A	91.0%	91.7%	91.5%
% of Patients satisfied with the time they had to wait for an appointment	0	0	N/A	89.4%	88.3%	87.9%

* This is based on patients treated on this contract for their most recent course of treatment. Figures in italics indicate the base number of FP17s or Patient Questionnaire responses are less than 100. N/A is shown where the base number of responses is less than 10 during the period. % is calculated as Quantity/Base number*100

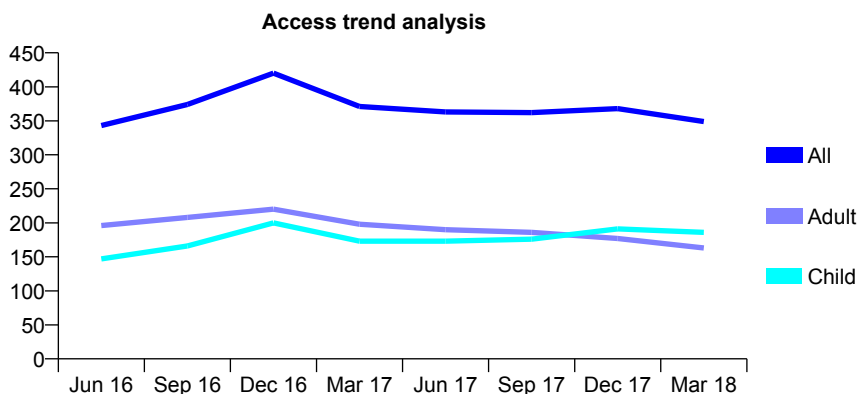
Q60 - Vital Signs At a Glance Contract Report for 209554/0001 - March 2018

Name or company name	Rajdeep Koner
Contract type name	GDS Contract
Purpose of contract	General
Contract start date	01/04/2006
Contract end date	

17/18 Contracted general activity (UDA)	1,136
Carry forward general activity (UDA)	8
17/18 Contracted orthodontic activity (UOA)	0
Carry forward orthodontic activity (UOA)	0
Baseline contract value	£24,288.02

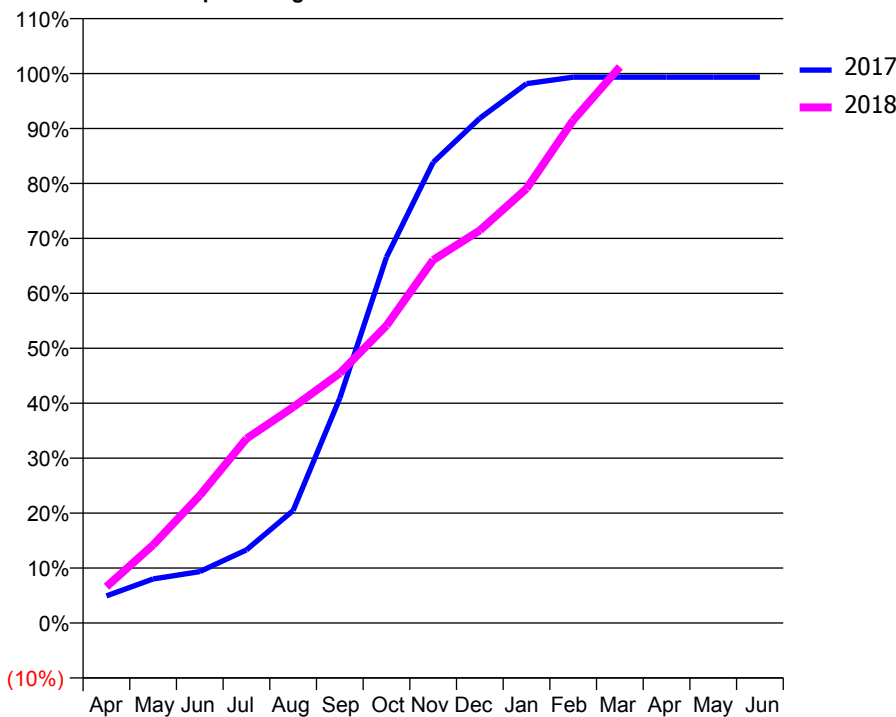
ACCESS*

Patients seen in 24 months	Total	Change since previous quarter
Quarter ending March 2017	371	
Quarter ending June 2017	363	↓
Quarter ending September 2017	362	→
Quarter ending December 2017	368	→
Quarter ending March 2018	349	↓
Variance since March 2017	(5.9%)	↓



ACTIVITY

Cumulative percentage of contracted UDA delivered 2017 & 2018



Month	Adjusted Scheduled Activity (UDA)	
	2017	2018
April	56	75
May	91	161
June	106	264
July	151	381
August	232	446
September	465	516
October	756	615
November	952	750
December	1,044	812
January	1,115	898
February	1,128	1,039
March	1,128	1,150
April	1,128	
May	1,128	
June	1,128	

QUALITY

	Quantity	Base Number	Contract	AT	Region	England
% of FP17s for the same patient ID Re-attending within 3 months - Children	13	262	5.0%	10.1%	11.6%	11.9%
% of FP17s for the same patient ID Re-attending within 3 months - Adults	22	189	11.6%	13.5%	15.4%	16.0%
% of FP17s for the same patient ID Re-attending between 3 & 9 months - Children	111	262	42.4%	59.8%	59.4%	58.3%
% of FP17s for the same patient ID Re-attending between 3 & 9 months - Adults	88	189	46.6%	54.2%	51.3%	50.3%
% of FP17s for Band 1 Urgent Courses	24	450	5.3%	7.2%	8.0%	9.1%
% of FP17s Relating to Free Repair or Replacements	0	450	0.0%	0.9%	0.8%	0.8%
% of FP17s Relating to Continuations	0	450	0.0%	1.2%	1.0%	1.0%
% of Patients satisfied with the dentistry they have received	7	11	63.6%	91.0%	91.7%	91.5%
% of Patients satisfied with the time they had to wait for an appointment	5	11	45.5%	89.4%	88.3%	87.9%

* This is based on patients treated on this contract for their most recent course of treatment. Figures in italics indicate the base number of FP17s or Patient Questionnaire responses are less than 100. N/A is shown where the base number of responses is less than 10 during the period. % is calculated as Quantity/Base number*100

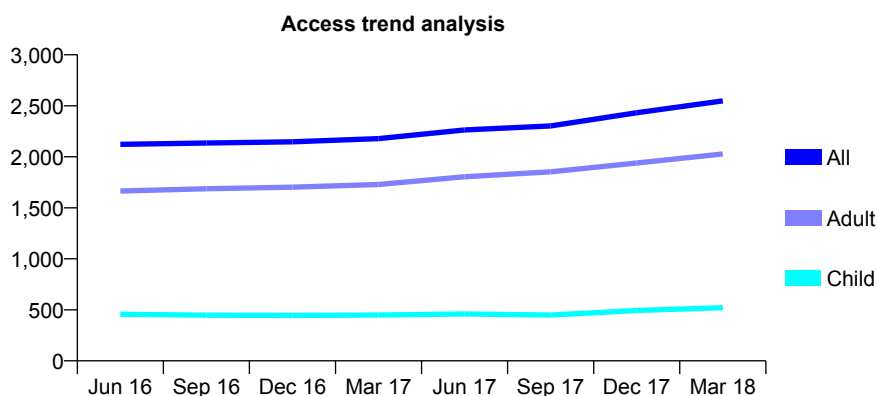
Q60 - Vital Signs At a Glance Contract Report for 215708/0001 - March 2018

Name or company name	Asquith House Dental Practice Partnership
Contract type name	GDS Contract
Purpose of contract	General and Orthodontic
Contract start date	01/04/2006
Contract end date	

17/18 Contracted general activity (UDA)	8,628
Carry forward general activity (UDA)	-23
17/18 Contracted orthodontic activity (UOA)	575
Carry forward orthodontic activity (UOA)	1
Baseline contract value	£282,133.77

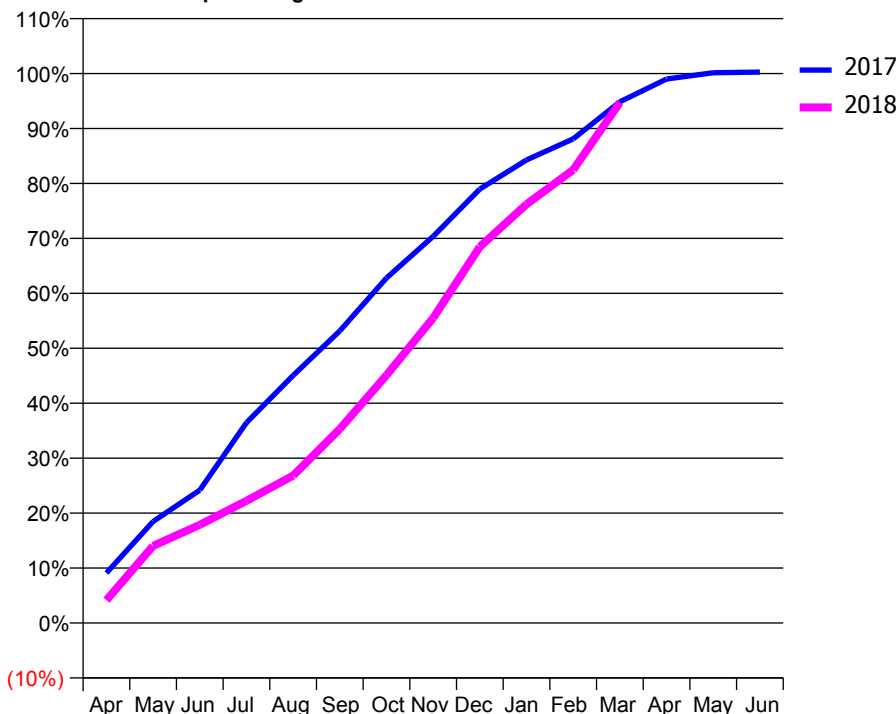
ACCESS*

Patients seen in 24 months	Total	Change since previous quarter
Quarter ending March 2017	2,178	
Quarter ending June 2017	2,264	↑
Quarter ending September 2017	2,302	→
Quarter ending December 2017	2,432	↑
Quarter ending March 2018	2,549	↑
Variance since March 2017	17.0%	↑



ACTIVITY

Cumulative percentage of contracted UDA delivered 2017 & 2018



Month	Adjusted Scheduled Activity (UDA)	
	2017	2018
April	787	360
May	1,595	1,212
June	2,087	1,542
July	3,145	1,919
August	3,887	2,315
September	4,586	3,047
October	5,417	3,891
November	6,071	4,790
December	6,815	5,907
January	7,271	6,575
February	7,602	7,115
March	8,182	8,172
April	8,541	
May	8,640	
June	8,651	

QUALITY

	Quantity	Base Number	Contract	AT	Region	England
% of FP17s for the same patient ID Re-attending within 3 months - Children	96	1,045	9.2%	10.1%	11.6%	11.9%
% of FP17s for the same patient ID Re-attending within 3 months - Adults	308	3,249	9.5%	13.5%	15.4%	16.0%
% of FP17s for the same patient ID Re-attending between 3 & 9 months - Children	541	1,045	51.8%	59.8%	59.4%	58.3%
% of FP17s for the same patient ID Re-attending between 3 & 9 months - Adults	2,031	3,249	62.5%	54.2%	51.3%	50.3%
% of FP17s for Band 1 Urgent Courses	166	3,884	4.3%	7.2%	8.0%	9.1%
% of FP17s Relating to Free Repair or Replacements	10	3,884	0.3%	0.9%	0.8%	0.8%
% of FP17s Relating to Continuations	21	3,884	0.5%	1.2%	1.0%	1.0%
% of Patients satisfied with the dentistry they have received	4	5	N/A	91.0%	91.7%	91.5%
% of Patients satisfied with the time they had to wait for an appointment	4	5	N/A	89.4%	88.3%	87.9%

* This is based on patients treated on this contract for their most recent course of treatment. Figures in italics indicate the base number of FP17s or Patient Questionnaire responses are less than 100. N/A is shown where the base number of responses is less than 10 during the period. % is calculated as Quantity/Base number*100

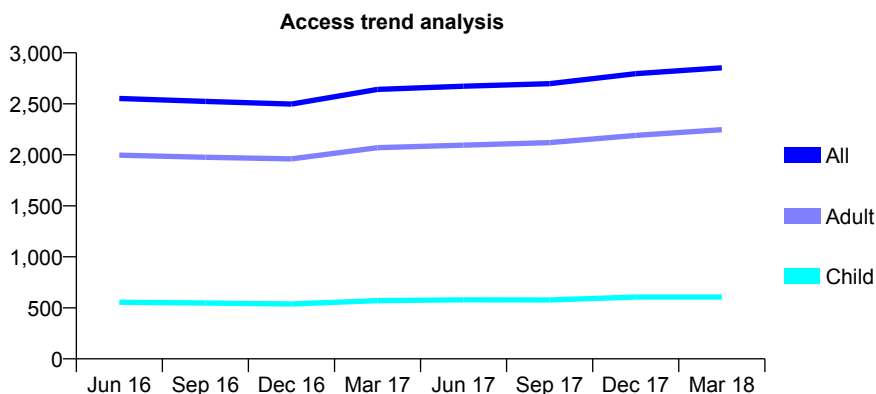
Q60 - Vital Signs At a Glance Contract Report for 216070/0001 - March 2018

Name or company name	MR B PATEL
Contract type name	GDS Contract
Purpose of contract	General
Contract start date	21/12/2011
Contract end date	

17/18 Contracted general activity (UDA)	6,487
Carry forward general activity (UDA)	-130
17/18 Contracted orthodontic activity (UOA)	0
Carry forward orthodontic activity (UOA)	0
Baseline contract value	£147,659.08

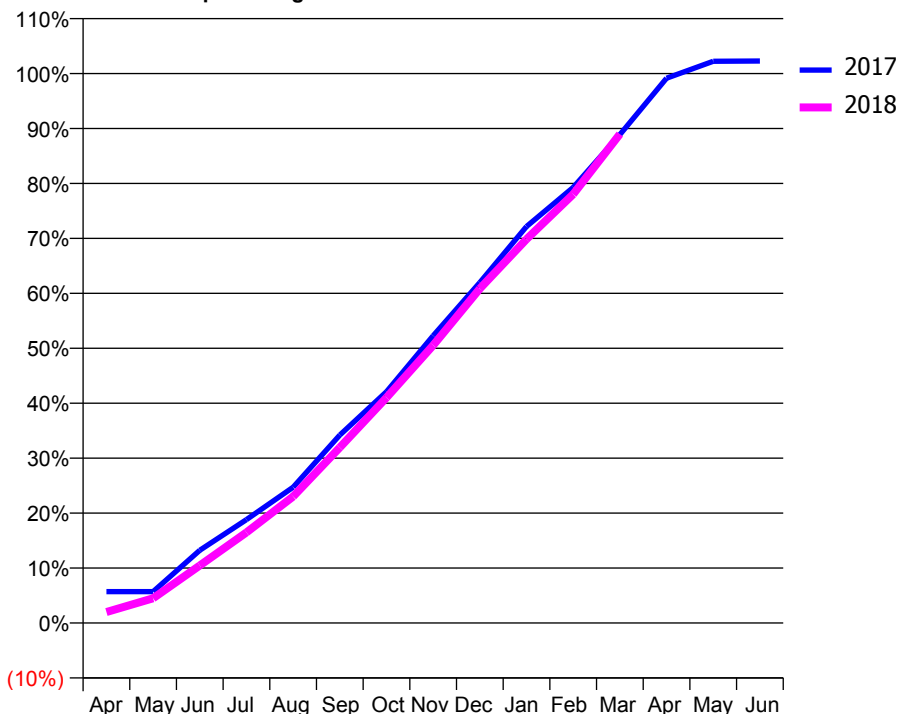
ACCESS*

Patients seen in 24 months	Total	Change since previous quarter
Quarter ending March 2017	2,641	
Quarter ending June 2017	2,673	→
Quarter ending September 2017	2,697	→
Quarter ending December 2017	2,796	↑
Quarter ending March 2018	2,853	↑
Variance since March 2017	8.0%	↑



ACTIVITY

Cumulative percentage of contracted UDA delivered 2017 & 2018



Month	Adjusted Scheduled Activity (UDA)	
	2017	2018
April	371	130
May	371	292
June	858	680
July	1,220	1,070
August	1,603	1,493
September	2,219	2,073
October	2,730	2,661
November	3,391	3,278
December	4,019	3,948
January	4,680	4,532
February	5,142	5,062
March	5,765	5,772
April	6,432	
May	6,631	
June	6,634	

QUALITY

	Quantity	Base Number	Contract	AT	Region	England
% of FP17s for the same patient ID Re-attending within 3 months - Children	40	979	4.1%	10.1%	11.6%	11.9%
% of FP17s for the same patient ID Re-attending within 3 months - Adults	313	3,440	9.1%	13.5%	15.4%	16.0%
% of FP17s for the same patient ID Re-attending between 3 & 9 months - Children	680	979	69.5%	59.8%	59.4%	58.3%
% of FP17s for the same patient ID Re-attending between 3 & 9 months - Adults	2,293	3,440	66.7%	54.2%	51.3%	50.3%
% of FP17s for Band 1 Urgent Courses	125	3,052	4.1%	7.2%	8.0%	9.1%
% of FP17s Relating to Free Repair or Replacements	12	3,052	0.4%	0.9%	0.8%	0.8%
% of FP17s Relating to Continuations	12	3,052	0.4%	1.2%	1.0%	1.0%
% of Patients satisfied with the dentistry they have received	5	6	N/A	91.0%	91.7%	91.5%
% of Patients satisfied with the time they had to wait for an appointment	5	6	N/A	89.4%	88.3%	87.9%

* This is based on patients treated on this contract for their most recent course of treatment. Figures in italics indicate the base number of FP17s or Patient Questionnaire responses are less than 100. N/A is shown where the base number of responses is less than 10 during the period. % is calculated as Quantity/Base number*100

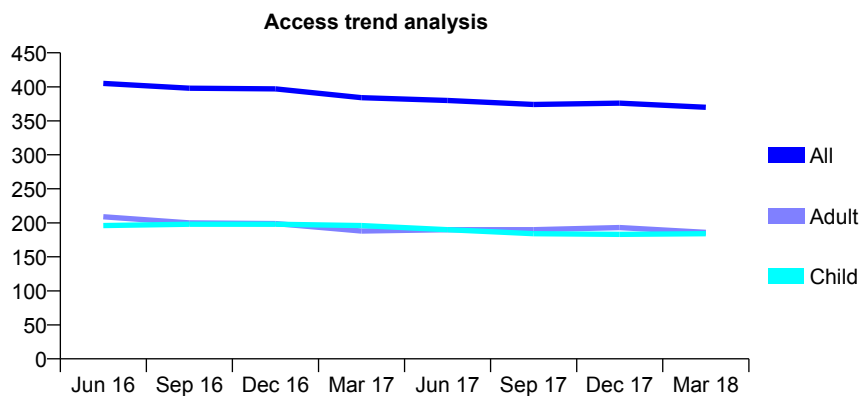
Q60 - Vital Signs At a Glance Contract Report for 224081/0001 - March 2018

Name or company name	MR GA EVANS
Contract type name	GDS Contract
Purpose of contract	General
Contract start date	01/04/2006
Contract end date	

17/18 Contracted general activity (UDA)	1,300
Carry forward general activity (UDA)	0
17/18 Contracted orthodontic activity (UOA)	0
Carry forward orthodontic activity (UOA)	0
Baseline contract value	£29,353.61

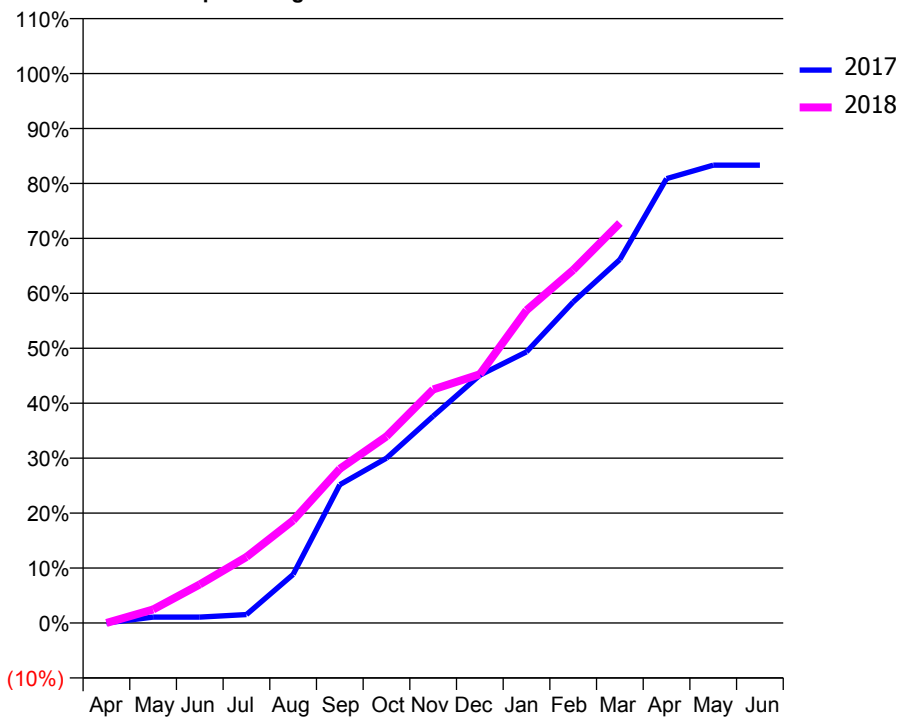
ACCESS*

Patients seen in 24 months	Total	Change since previous quarter
Quarter ending March 2017	384	
Quarter ending June 2017	380	↓
Quarter ending September 2017	374	↓
Quarter ending December 2017	376	→
Quarter ending March 2018	370	↓
Variance since March 2017	(3.6%)	↓



ACTIVITY

Cumulative percentage of contracted UDA delivered 2017 & 2018



Month	Adjusted Scheduled Activity (UDA)	
	2017	2018
April	0	0
May	14	32
June	14	91
July	20	156
August	115	243
September	327	365
October	390	441
November	489	552
December	586	589
January	641	740
February	760	835
March	860	946
April	1,051	
May	1,083	
June	1,083	

QUALITY

	Quantity	Base Number	Contract	AT	Region	England
% of FP17s for the same patient ID Re-attending within 3 months - Children	22	291	7.6%	10.1%	11.6%	11.9%
% of FP17s for the same patient ID Re-attending within 3 months - Adults	36	226	15.9%	13.5%	15.4%	16.0%
% of FP17s for the same patient ID Re-attending between 3 & 9 months - Children	190	291	65.3%	59.8%	59.4%	58.3%
% of FP17s for the same patient ID Re-attending between 3 & 9 months - Adults	111	226	49.1%	54.2%	51.3%	50.3%
% of FP17s for Band 1 Urgent Courses	11	462	2.4%	7.2%	8.0%	9.1%
% of FP17s Relating to Free Repair or Replacements	0	462	0.0%	0.9%	0.8%	0.8%
% of FP17s Relating to Continuations	9	462	1.9%	1.2%	1.0%	1.0%
% of Patients satisfied with the dentistry they have received	0	0	N/A	91.0%	91.7%	91.5%
% of Patients satisfied with the time they had to wait for an appointment	0	0	N/A	89.4%	88.3%	87.9%

* This is based on patients treated on this contract for their most recent course of treatment. Figures in italics indicate the base number of FP17s or Patient Questionnaire responses are less than 100. N/A is shown where the base number of responses is less than 10 during the period. % is calculated as Quantity/Base number*100

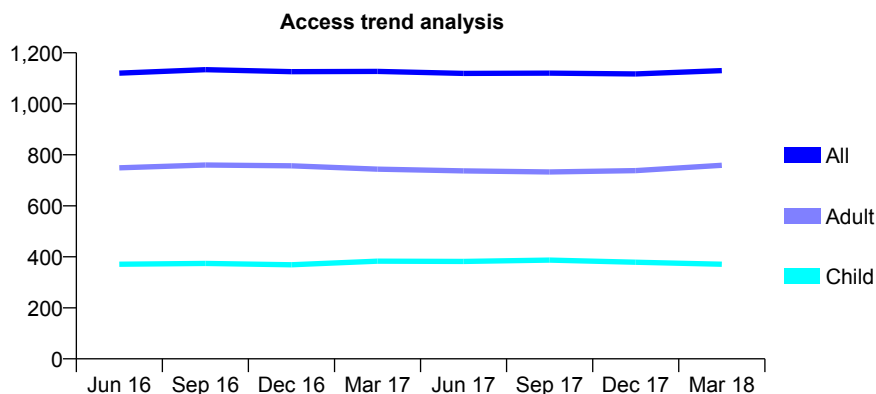
Q60 - Vital Signs At a Glance Contract Report for 230081/0001 - March 2018

Name or company name	MR P CASWELL
Contract type name	GDS Contract
Purpose of contract	General and Orthodontic
Contract start date	01/04/2006
Contract end date	

17/18 Contracted general activity (UDA)	2,900
Carry forward general activity (UDA)	0
17/18 Contracted orthodontic activity (UOA)	0
Carry forward orthodontic activity (UOA)	0
Baseline contract value	£114,906.96

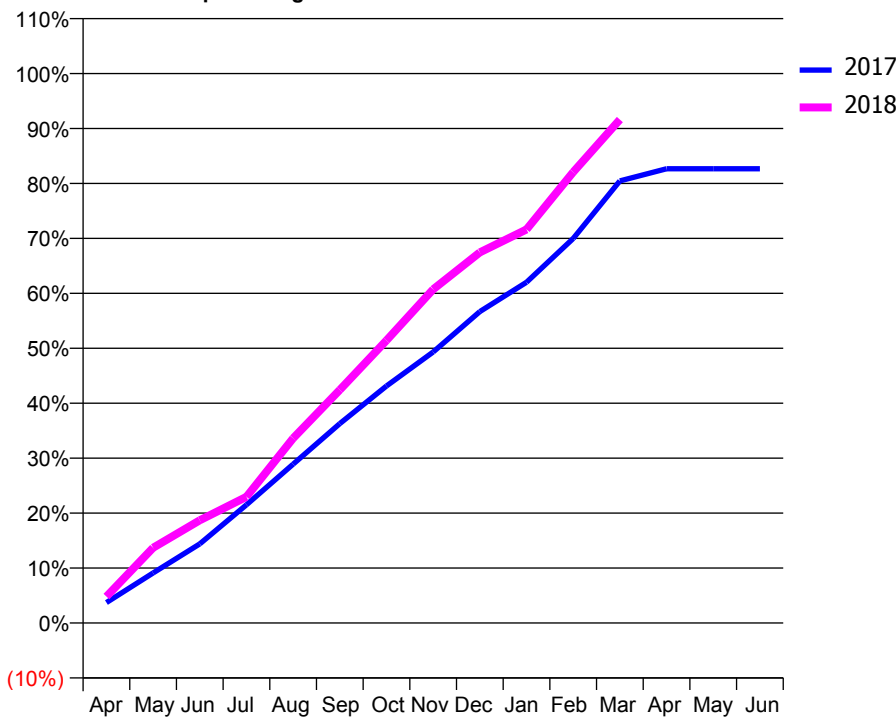
ACCESS*

Patients seen in 24 months	Total	Change since previous quarter
Quarter ending March 2017	1,127	
Quarter ending June 2017	1,119	→
Quarter ending September 2017	1,120	→
Quarter ending December 2017	1,117	→
Quarter ending March 2018	1,130	→
Variance since March 2017	0.3%	→



ACTIVITY

Cumulative percentage of contracted UDA delivered 2017 & 2018



Month	Adjusted Scheduled Activity (UDA)	
	2017	2018
April	108	140
May	264	397
June	418	542
July	624	666
August	838	975
September	1,053	1,230
October	1,251	1,492
November	1,431	1,761
December	1,644	1,956
January	1,798	2,077
February	2,029	2,380
March	2,333	2,657
April	2,398	
May	2,398	
June	2,398	

QUALITY

	Quantity	Base Number	Contract	AT	Region	England
% of FP17s for the same patient ID Re-attending within 3 months - Children	34	571	6.0%	10.1%	11.6%	11.9%
% of FP17s for the same patient ID Re-attending within 3 months - Adults	80	971	8.2%	13.5%	15.4%	16.0%
% of FP17s for the same patient ID Re-attending between 3 & 9 months - Children	342	571	59.9%	59.8%	59.4%	58.3%
% of FP17s for the same patient ID Re-attending between 3 & 9 months - Adults	549	971	56.5%	54.2%	51.3%	50.3%
% of FP17s for Band 1 Urgent Courses	5	1,455	0.3%	7.2%	8.0%	9.1%
% of FP17s Relating to Free Repair or Replacements	0	1,455	0.0%	0.9%	0.8%	0.8%
% of FP17s Relating to Continuations	18	1,455	1.2%	1.2%	1.0%	1.0%
% of Patients satisfied with the dentistry they have received	3	3	N/A	91.0%	91.7%	91.5%
% of Patients satisfied with the time they had to wait for an appointment	3	3	N/A	89.4%	88.3%	87.9%

* This is based on patients treated on this contract for their most recent course of treatment. Figures in italics indicate the base number of FP17s or Patient Questionnaire responses are less than 100. N/A is shown where the base number of responses is less than 10 during the period. % is calculated as Quantity/Base number*100

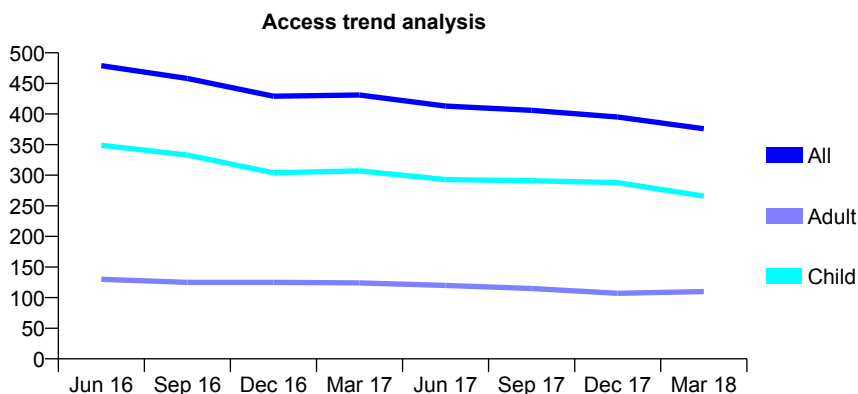
Q60 - Vital Signs At a Glance Contract Report for 232513/0001 - March 2018

Name or company name	MR AF SINGLETON
Contract type name	GDS Contract
Purpose of contract	General
Contract start date	01/04/2006
Contract end date	

17/18 Contracted general activity (UDA)	740
Carry forward general activity (UDA)	0
17/18 Contracted orthodontic activity (UOA)	0
Carry forward orthodontic activity (UOA)	0
Baseline contract value	£17,515.18

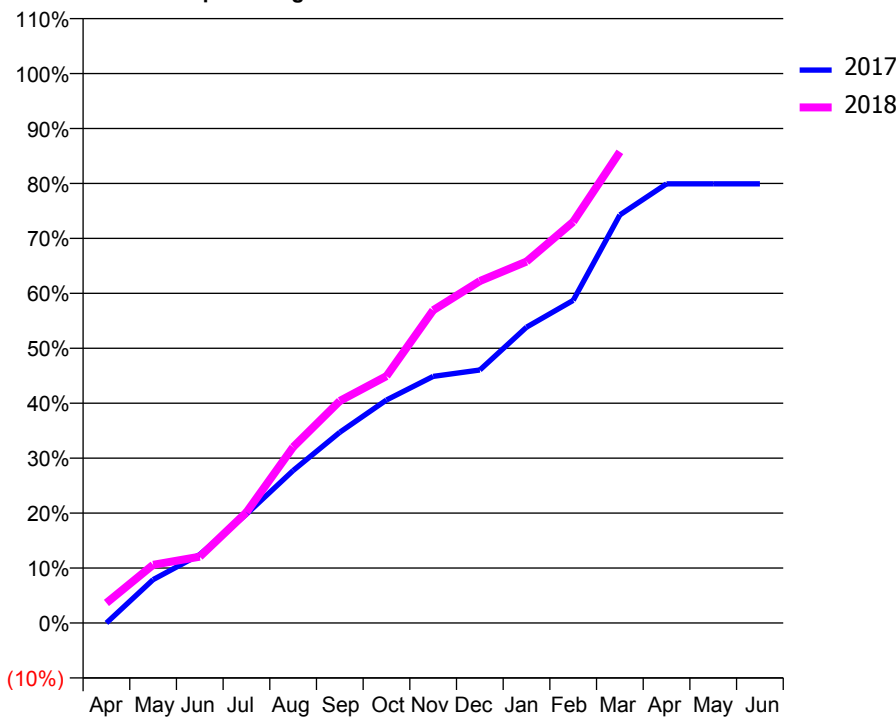
ACCESS*

Patients seen in 24 months	Total	Change since previous quarter
Quarter ending March 2017	431	
Quarter ending June 2017	413	↓
Quarter ending September 2017	406	↓
Quarter ending December 2017	395	↓
Quarter ending March 2018	376	↓
Variance since March 2017	(12.8%)	↓



ACTIVITY

Cumulative percentage of contracted UDA delivered 2017 & 2018



Month	Adjusted Scheduled Activity (UDA)	
	2017	2018
April	0	27
May	68	78
June	107	89
July	170	149
August	239	237
September	299	299
October	349	332
November	386	421
December	396	461
January	463	487
February	505	540
March	639	635
April	687	
May	687	
June	687	

QUALITY

	Quantity	Base Number	Contract	AT	Region	England
% of FP17s for the same patient ID Re-attending within 3 months - Children	25	355	7.0%	10.1%	11.6%	11.9%
% of FP17s for the same patient ID Re-attending within 3 months - Adults	6	80	7.5%	13.5%	15.4%	16.0%
% of FP17s for the same patient ID Re-attending between 3 & 9 months - Children	171	355	48.2%	59.8%	59.4%	58.3%
% of FP17s for the same patient ID Re-attending between 3 & 9 months - Adults	23	80	28.7%	54.2%	51.3%	50.3%
% of FP17s for Band 1 Urgent Courses	23	404	5.7%	7.2%	8.0%	9.1%
% of FP17s Relating to Free Repair or Replacements	0	404	0.0%	0.9%	0.8%	0.8%
% of FP17s Relating to Continuations	5	404	1.2%	1.2%	1.0%	1.0%
% of Patients satisfied with the dentistry they have received	0	0	N/A	91.0%	91.7%	91.5%
% of Patients satisfied with the time they had to wait for an appointment	0	0	N/A	89.4%	88.3%	87.9%

* This is based on patients treated on this contract for their most recent course of treatment. Figures in italics indicate the base number of FP17s or Patient Questionnaire responses are less than 100. N/A is shown where the base number of responses is less than 10 during the period. % is calculated as Quantity/Base number*100

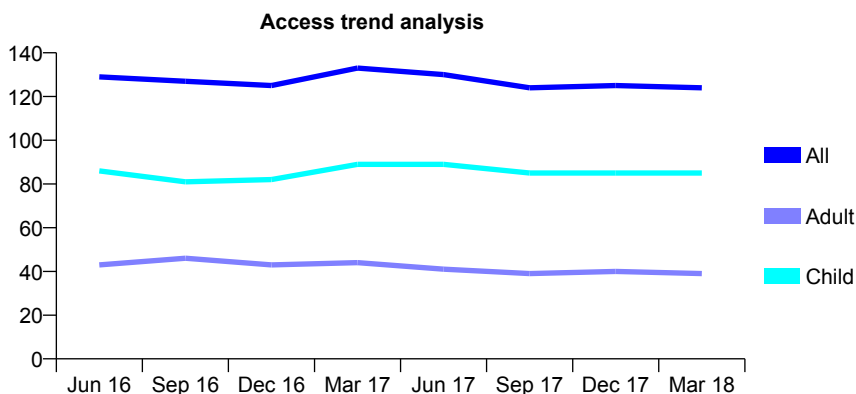
Q60 - Vital Signs At a Glance Contract Report for 237841/0001 - March 2018

Name or company name	MR NJ HAMMOND
Contract type name	GDS Contract
Purpose of contract	General
Contract start date	01/04/2006
Contract end date	

17/18 Contracted general activity (UDA)	350
Carry forward general activity (UDA)	0
17/18 Contracted orthodontic activity (UOA)	0
Carry forward orthodontic activity (UOA)	0
Baseline contract value	£7,802.86

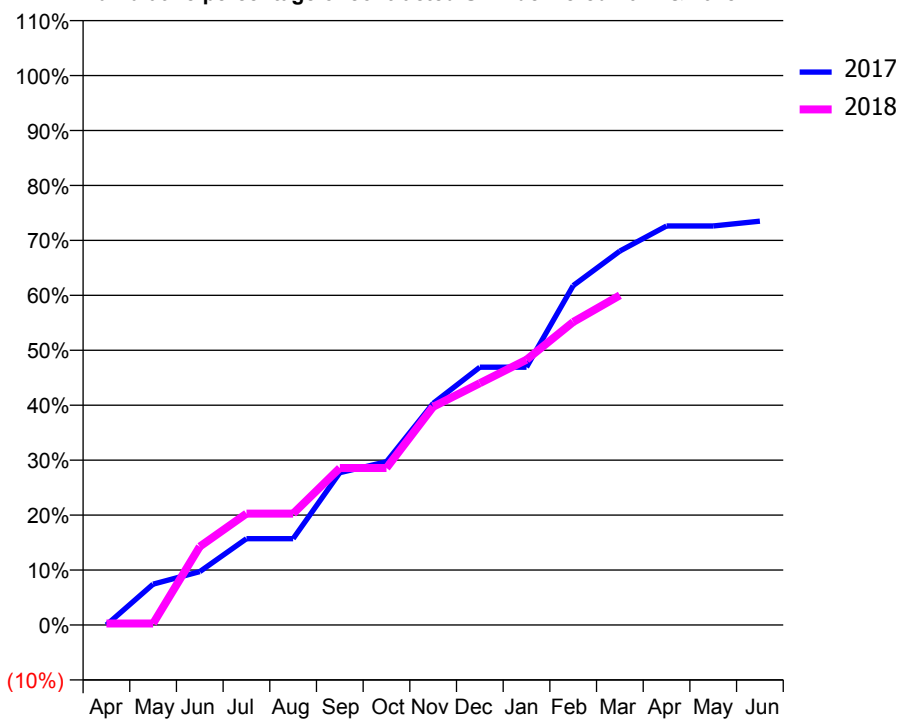
ACCESS*

Patients seen in 24 months	Total	Change since previous quarter
Quarter ending March 2017	133	
Quarter ending June 2017	130	↓
Quarter ending September 2017	124	↓
Quarter ending December 2017	125	→
Quarter ending March 2018	124	→
Variance since March 2017	(6.8%)	↓



ACTIVITY

Cumulative percentage of contracted UDA delivered 2017 & 2018



Month	Adjusted Scheduled Activity (UDA)	
	2017	2018
April	0	1
May	26	1
June	34	50
July	55	71
August	55	71
September	97	100
October	104	100
November	141	139
December	164	154
January	164	169
February	216	193
March	238	210
April	254	
May	254	
June	257	

QUALITY

	Quantity	Base Number	Contract	AT	Region	England
% of FP17s for the same patient ID Re-attending within 3 months - Children	2	134	1.5%	10.1%	11.6%	11.9%
% of FP17s for the same patient ID Re-attending within 3 months - Adults	10	48	20.8%	13.5%	15.4%	16.0%
% of FP17s for the same patient ID Re-attending between 3 & 9 months - Children	98	134	73.1%	59.8%	59.4%	58.3%
% of FP17s for the same patient ID Re-attending between 3 & 9 months - Adults	25	48	52.1%	54.2%	51.3%	50.3%
% of FP17s for Band 1 Urgent Courses	0	167	0.0%	7.2%	8.0%	9.1%
% of FP17s Relating to Free Repair or Replacements	0	167	0.0%	0.9%	0.8%	0.8%
% of FP17s Relating to Continuations	0	167	0.0%	1.2%	1.0%	1.0%
% of Patients satisfied with the dentistry they have received	0	1	N/A	91.0%	91.7%	91.5%
% of Patients satisfied with the time they had to wait for an appointment	1	1	N/A	89.4%	88.3%	87.9%

* This is based on patients treated on this contract for their most recent course of treatment. Figures in italics indicate the base number of FP17s or Patient Questionnaire responses are less than 100. N/A is shown where the base number of responses is less than 10 during the period. % is calculated as Quantity/Base number*100

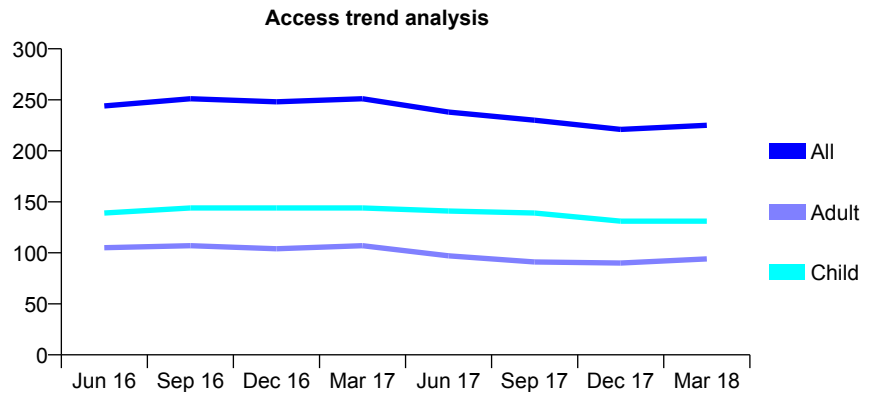
Q60 - Vital Signs At a Glance Contract Report for 238120/0001 - March 2018

Name or company name	DR AS SADHRA
Contract type name	GDS Contract
Purpose of contract	General and Orthodontic
Contract start date	01/04/2006
Contract end date	

17/18 Contracted general activity (UDA)	783
Carry forward general activity (UDA)	0
17/18 Contracted orthodontic activity (UOA)	378
Carry forward orthodontic activity (UOA)	11
Baseline contract value	£37,118.54

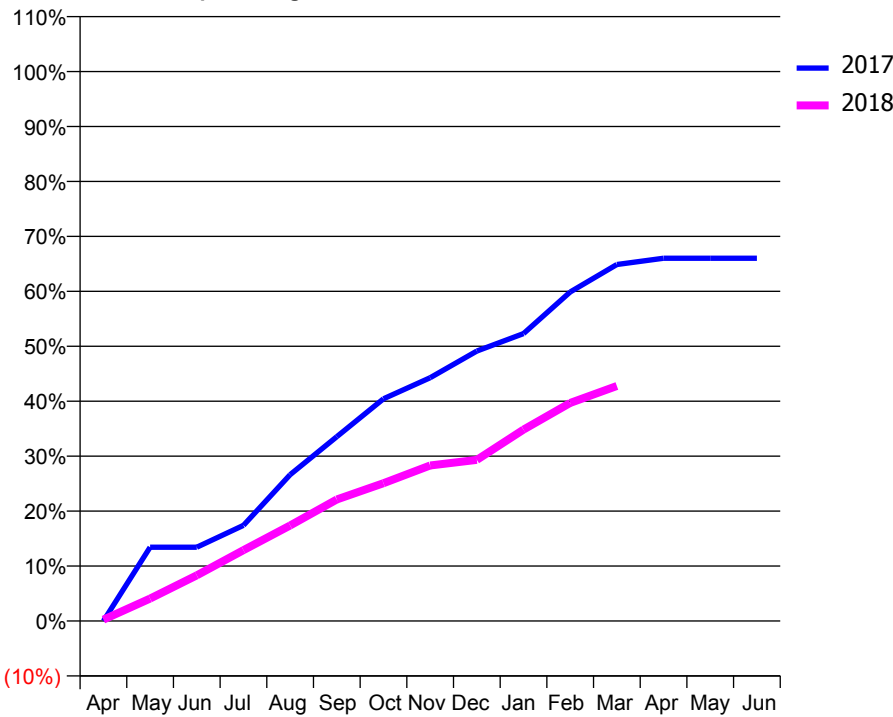
ACCESS*

Patients seen in 24 months	Total	Change since previous quarter
Quarter ending March 2017	251	
Quarter ending June 2017	238	↓
Quarter ending September 2017	230	↓
Quarter ending December 2017	221	↓
Quarter ending March 2018	225	→
Variance since March 2017	(10.4%)	↓



ACTIVITY

Cumulative percentage of contracted UDA delivered 2017 & 2018



Month	Adjusted Scheduled Activity (UDA)	
	2017	2018
April	0	2
May	105	32
June	105	65
July	136	101
August	209	136
September	263	173
October	317	196
November	347	222
December	385	230
January	410	273
February	469	311
March	508	335
April	517	
May	517	
June	517	

QUALITY

	Quantity	Base Number	Contract	AT	Region	England
% of FP17s for the same patient ID Re-attending within 3 months - Children	1	203	0.5%	10.1%	11.6%	11.9%
% of FP17s for the same patient ID Re-attending within 3 months - Adults	10	79	12.7%	13.5%	15.4%	16.0%
% of FP17s for the same patient ID Re-attending between 3 & 9 months - Children	84	203	41.4%	59.8%	59.4%	58.3%
% of FP17s for the same patient ID Re-attending between 3 & 9 months - Adults	34	79	43.0%	54.2%	51.3%	50.3%
% of FP17s for Band 1 Urgent Courses	4	209	1.9%	7.2%	8.0%	9.1%
% of FP17s Relating to Free Repair or Replacements	0	209	0.0%	0.9%	0.8%	0.8%
% of FP17s Relating to Continuations	0	209	0.0%	1.2%	1.0%	1.0%
% of Patients satisfied with the dentistry they have received	1	1	N/A	91.0%	91.7%	91.5%
% of Patients satisfied with the time they had to wait for an appointment	1	1	N/A	89.4%	88.3%	87.9%

* This is based on patients treated on this contract for their most recent course of treatment. Figures in italics indicate the base number of FP17s or Patient Questionnaire responses are less than 100. N/A is shown where the base number of responses is less than 10 during the period. % is calculated as Quantity/Base number*100

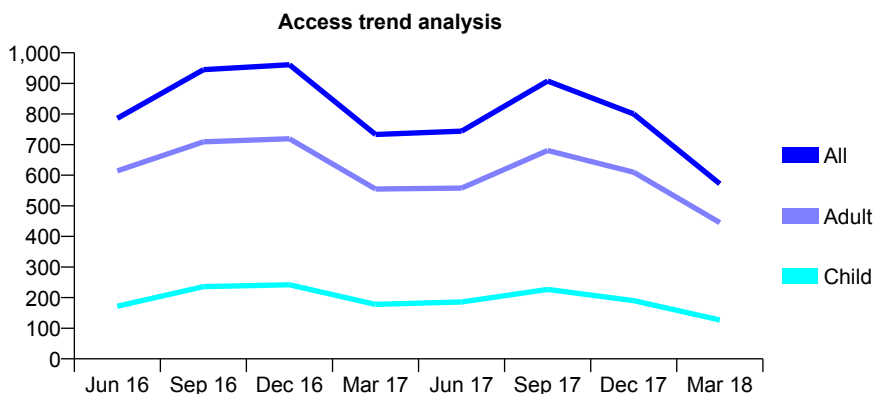
Q60 - Vital Signs At a Glance Contract Report for 245429/0001 - March 2018

Name or company name	MISS SC DUNCAN
Contract type name	GDS Contract
Purpose of contract	General
Contract start date	01/11/2007
Contract end date	

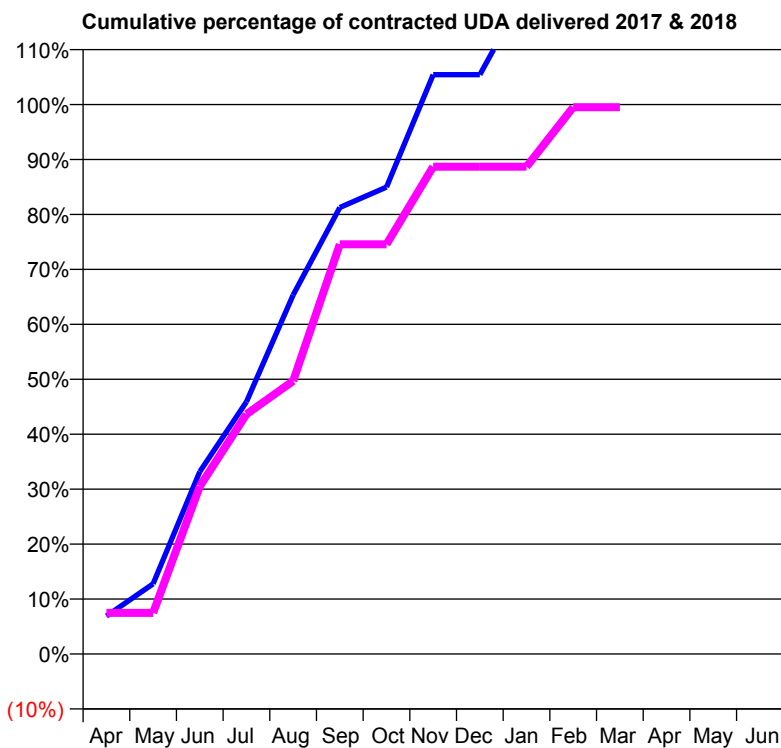
17/18 Contracted general activity (UDA)	1,750
Carry forward general activity (UDA)	-35
17/18 Contracted orthodontic activity (UOA)	0
Carry forward orthodontic activity (UOA)	0
Baseline contract value	£45,749.31

ACCESS*

Patients seen in 24 months	Total	Change since previous quarter
Quarter ending March 2017	733	
Quarter ending June 2017	744	→
Quarter ending September 2017	908	↑
Quarter ending December 2017	800	↓
Quarter ending March 2018	572	↓
Variance since March 2017	(22.0%)	↓



ACTIVITY



Month	Adjusted Scheduled Activity (UDA)	
	2017	2018
April	121	131
May	223	131
June	581	534
July	803	764
August	1,144	869
September	1,422	1,305
October	1,487	1,305
November	1,845	1,552
December	1,845	1,552
January	2,113	1,552
February	2,187	1,741
March	2,187	1,741
April	2,302	
May	2,302	
June	2,314	

QUALITY

	Quantity	Base Number	Contract	AT	Region	England
% of FP17s for the same patient ID Re-attending within 3 months - Children	8	271	3.0%	10.1%	11.6%	11.9%
% of FP17s for the same patient ID Re-attending within 3 months - Adults	112	911	12.3%	13.5%	15.4%	16.0%
% of FP17s for the same patient ID Re-attending between 3 & 9 months - Children	107	271	39.5%	59.8%	59.4%	58.3%
% of FP17s for the same patient ID Re-attending between 3 & 9 months - Adults	320	911	35.1%	54.2%	51.3%	50.3%
% of FP17s for Band 1 Urgent Courses	127	1,111	11.4%	7.2%	8.0%	9.1%
% of FP17s Relating to Free Repair or Replacements	4	1,111	0.4%	0.9%	0.8%	0.8%
% of FP17s Relating to Continuations	1	1,111	0.1%	1.2%	1.0%	1.0%
% of Patients satisfied with the dentistry they have received	1	1	N/A	91.0%	91.7%	91.5%
% of Patients satisfied with the time they had to wait for an appointment	0	1	N/A	89.4%	88.3%	87.9%

* This is based on patients treated on this contract for their most recent course of treatment. Figures in italics indicate the base number of FP17s or Patient Questionnaire responses are less than 100. N/A is shown where the base number of responses is less than 10 during the period. % is calculated as Quantity/Base number*100

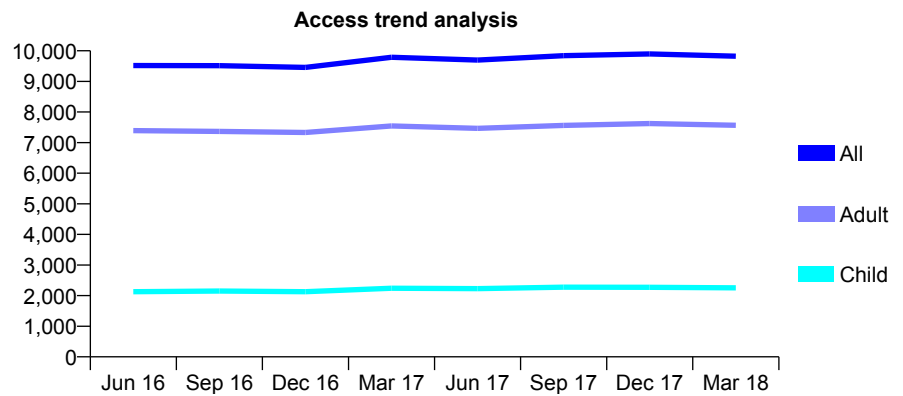
Q60 - Vital Signs At a Glance Contract Report for 249726/0001 - March 2018

Name or company name	MR AA DUGGAL
Contract type name	GDS Contract
Purpose of contract	General
Contract start date	01/04/2006
Contract end date	

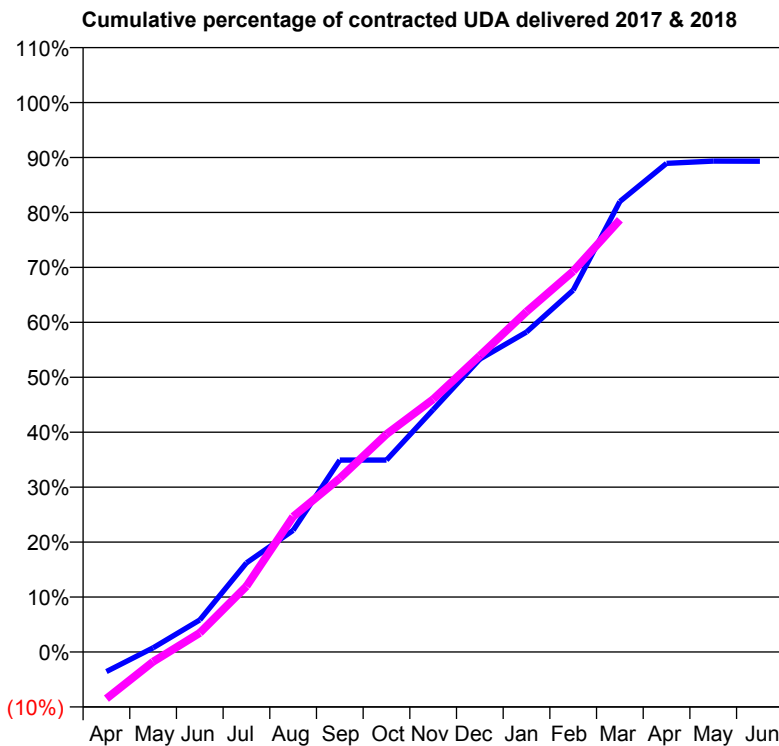
17/18 Contracted general activity (UDA)	27,030
Carry forward general activity (UDA)	2,887
17/18 Contracted orthodontic activity (UOA)	0
Carry forward orthodontic activity (UOA)	0
Baseline contract value	£732,012.03

ACCESS*

Patients seen in 24 months	Total	Change since previous quarter
Quarter ending March 2017	9,788	
Quarter ending June 2017	9,695	→
Quarter ending September 2017	9,841	→
Quarter ending December 2017	9,897	→
Quarter ending March 2018	9,824	→
Variance since March 2017	0.4%	→



ACTIVITY



Month	Adjusted Scheduled Activity (UDA)	
	2017	2018
April	-969	-2,300
May	206	-484
June	1,578	939
July	4,385	3,239
August	5,985	6,659
September	9,442	8,552
October	9,442	10,718
November	11,924	12,431
December	14,406	14,579
January	15,741	16,741
February	17,802	18,728
March	22,163	21,262
April	24,039	
May	24,149	
June	24,143	

QUALITY

	Quantity	Base Number	Contract	AT	Region	England
% of FP17s for the same patient ID Re-attending within 3 months - Children	131	3,071	4.3%	10.1%	11.6%	11.9%
% of FP17s for the same patient ID Re-attending within 3 months - Adults	822	9,901	8.3%	13.5%	15.4%	16.0%
% of FP17s for the same patient ID Re-attending between 3 & 9 months - Children	1,797	3,071	58.5%	59.8%	59.4%	58.3%
% of FP17s for the same patient ID Re-attending between 3 & 9 months - Adults	6,141	9,901	62.0%	54.2%	51.3%	50.3%
% of FP17s for Band 1 Urgent Courses	489	12,111	4.0%	7.2%	8.0%	9.1%
% of FP17s Relating to Free Repair or Replacements	165	12,111	1.4%	0.9%	0.8%	0.8%
% of FP17s Relating to Continuations	82	12,111	0.7%	1.2%	1.0%	1.0%
% of Patients satisfied with the dentistry they have received	28	29	96.6%	91.0%	91.7%	91.5%
% of Patients satisfied with the time they had to wait for an appointment	29	29	100.0%	89.4%	88.3%	87.9%

* This is based on patients treated on this contract for their most recent course of treatment. Figures in italics indicate the base number of FP17s or Patient Questionnaire responses are less than 100. N/A is shown where the base number of responses is less than 10 during the period. % is calculated as Quantity/Base number*100

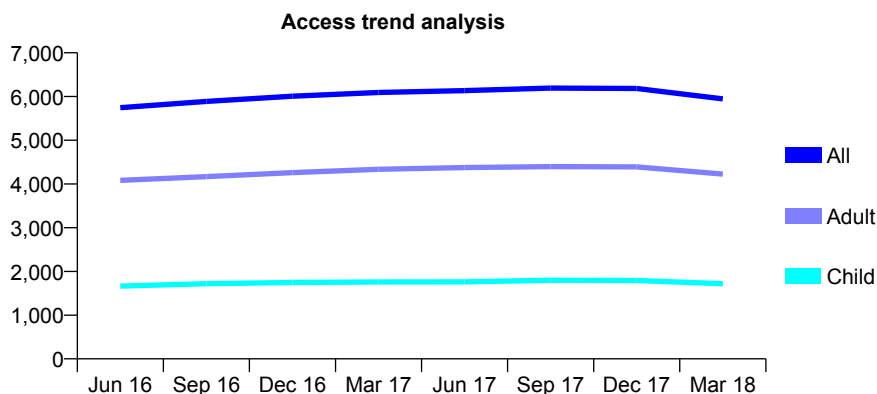
Q60 - Vital Signs At a Glance Contract Report for 257907/0001 - March 2018

Name or company name	MR CC CHUNG
Contract type name	GDS Contract
Purpose of contract	General
Contract start date	01/04/2006
Contract end date	

17/18 Contracted general activity (UDA)	18,443
Carry forward general activity (UDA)	89
17/18 Contracted orthodontic activity (UOA)	0
Carry forward orthodontic activity (UOA)	0
Baseline contract value	£504,254.47

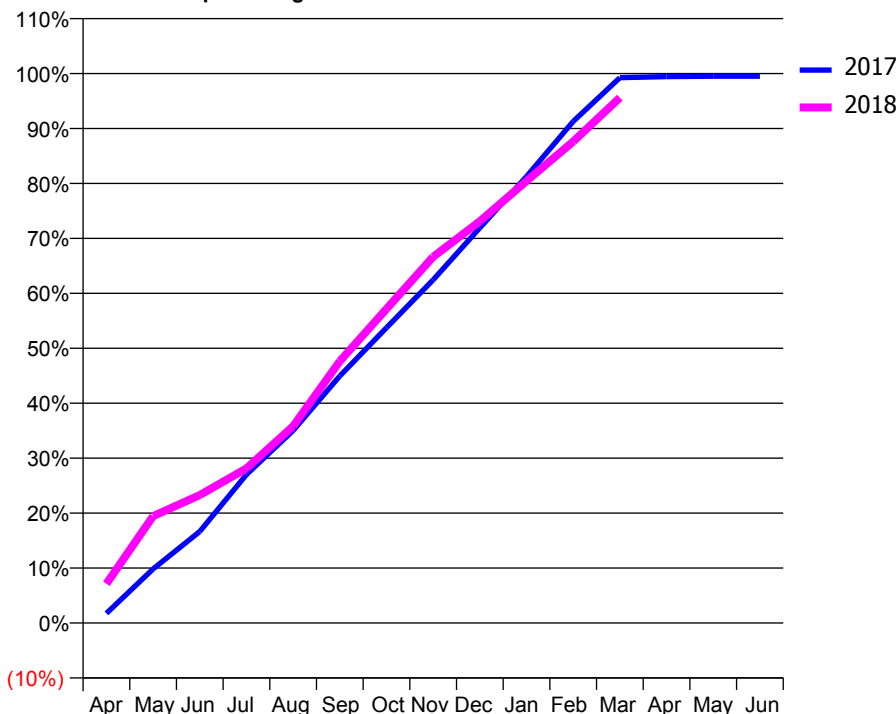
ACCESS*

Patients seen in 24 months	Total	Change since previous quarter
Quarter ending March 2017	6,092	
Quarter ending June 2017	6,135	→
Quarter ending September 2017	6,194	→
Quarter ending December 2017	6,183	→
Quarter ending March 2018	5,947	↓
Variance since March 2017	(2.4%)	↓



ACTIVITY

Cumulative percentage of contracted UDA delivered 2017 & 2018



Month	Adjusted Scheduled Activity (UDA)	
	2017	2018
April	323	1,320
May	1,816	3,588
June	3,071	4,292
July	4,984	5,191
August	6,461	6,604
September	8,292	8,786
October	9,912	10,544
November	11,520	12,291
December	13,265	13,480
January	14,985	14,834
February	16,837	16,157
March	18,303	17,630
April	18,341	
May	18,351	
June	18,354	

QUALITY

	Quantity	Base Number	Contract	AT	Region	England
% of FP17s for the same patient ID Re-attending within 3 months - Children	169	3,016	5.6%	10.1%	11.6%	11.9%
% of FP17s for the same patient ID Re-attending within 3 months - Adults	752	7,230	10.4%	13.5%	15.4%	16.0%
% of FP17s for the same patient ID Re-attending between 3 & 9 months - Children	2,151	3,016	71.3%	59.8%	59.4%	58.3%
% of FP17s for the same patient ID Re-attending between 3 & 9 months - Adults	5,075	7,230	70.2%	54.2%	51.3%	50.3%
% of FP17s for Band 1 Urgent Courses	449	10,200	4.4%	7.2%	8.0%	9.1%
% of FP17s Relating to Free Repair or Replacements	99	10,200	1.0%	0.9%	0.8%	0.8%
% of FP17s Relating to Continuations	89	10,200	0.9%	1.2%	1.0%	1.0%
% of Patients satisfied with the dentistry they have received	12	12	100.0%	91.0%	91.7%	91.5%
% of Patients satisfied with the time they had to wait for an appointment	12	12	100.0%	89.4%	88.3%	87.9%

* This is based on patients treated on this contract for their most recent course of treatment. Figures in italics indicate the base number of FP17s or Patient Questionnaire responses are less than 100. N/A is shown where the base number of responses is less than 10 during the period. % is calculated as Quantity/Base number*100

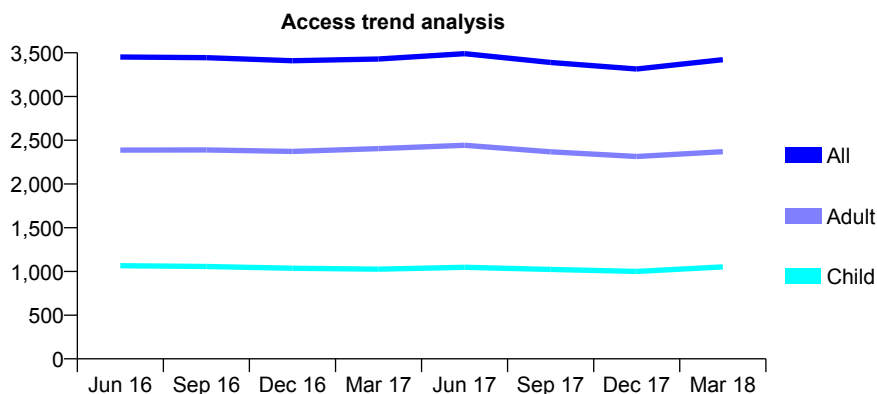
Q60 - Vital Signs At a Glance Contract Report for 270016/0001 - March 2018

Name or company name	MISS S KHAN
Contract type name	GDS Contract
Purpose of contract	General
Contract start date	01/01/2013
Contract end date	

17/18 Contracted general activity (UDA)	11,407
Carry forward general activity (UDA)	-52
17/18 Contracted orthodontic activity (UOA)	0
Carry forward orthodontic activity (UOA)	0
Baseline contract value	£309,316.57

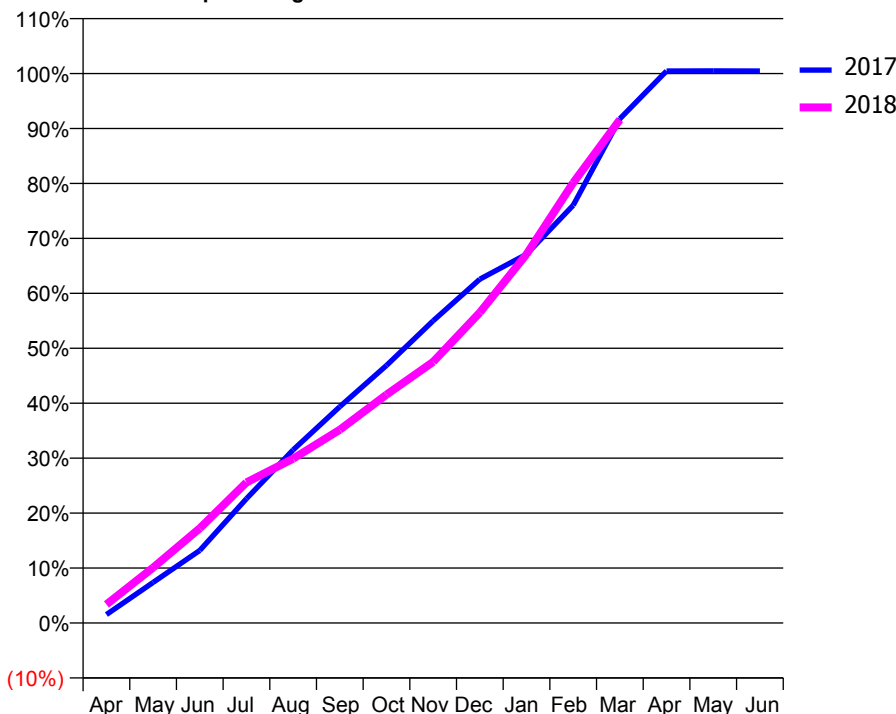
ACCESS*

Patients seen in 24 months	Total	Change since previous quarter
Quarter ending March 2017	3,429	
Quarter ending June 2017	3,490	→
Quarter ending September 2017	3,389	↓
Quarter ending December 2017	3,314	↓
Quarter ending March 2018	3,421	↑
Variance since March 2017	(0.2%)	→



ACTIVITY

Cumulative percentage of contracted UDA delivered 2017 & 2018



Month	Adjusted Scheduled Activity (UDA)	
	2017	2018
April	175	385
May	844	1,151
June	1,507	1,967
July	2,581	2,919
August	3,596	3,412
September	4,490	4,013
October	5,345	4,739
November	6,274	5,421
December	7,139	6,446
January	7,656	7,656
February	8,671	9,140
March	10,469	10,448
April	11,460	
May	11,461	
June	11,459	

QUALITY

	Quantity	Base Number	Contract	AT	Region	England
% of FP17s for the same patient ID Re-attending within 3 months - Children	78	1,307	6.0%	10.1%	11.6%	11.9%
% of FP17s for the same patient ID Re-attending within 3 months - Adults	466	2,919	16.0%	13.5%	15.4%	16.0%
% of FP17s for the same patient ID Re-attending between 3 & 9 months - Children	609	1,307	46.6%	59.8%	59.4%	58.3%
% of FP17s for the same patient ID Re-attending between 3 & 9 months - Adults	1,423	2,919	48.7%	54.2%	51.3%	50.3%
% of FP17s for Band 1 Urgent Courses	219	3,998	5.5%	7.2%	8.0%	9.1%
% of FP17s Relating to Free Repair or Replacements	53	3,998	1.3%	0.9%	0.8%	0.8%
% of FP17s Relating to Continuations	30	3,998	0.8%	1.2%	1.0%	1.0%
% of Patients satisfied with the dentistry they have received	9	10	90.0%	91.0%	91.7%	91.5%
% of Patients satisfied with the time they had to wait for an appointment	7	10	70.0%	89.4%	88.3%	87.9%

* This is based on patients treated on this contract for their most recent course of treatment. Figures in italics indicate the base number of FP17s or Patient Questionnaire responses are less than 100. N/A is shown where the base number of responses is less than 10 during the period. % is calculated as Quantity/Base number*100

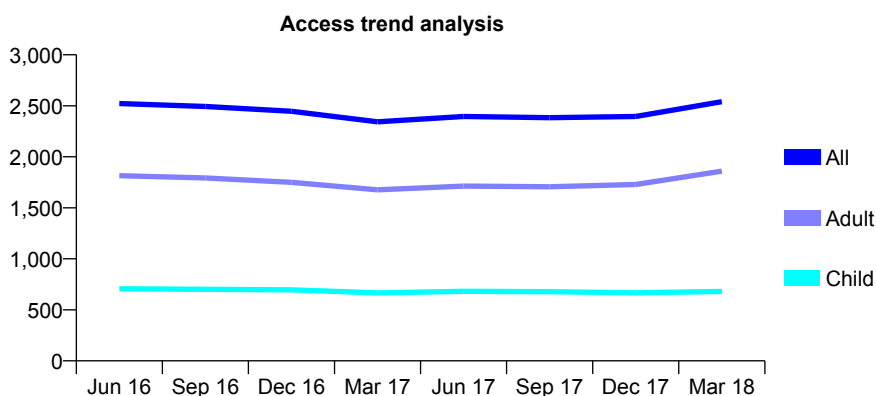
Q60 - Vital Signs At a Glance Contract Report for 274011/0003 - March 2018

Name or company name	MR JW WILLIS
Contract type name	GDS Contract
Purpose of contract	General
Contract start date	01/05/2008
Contract end date	

17/18 Contracted general activity (UDA)	10,500
Carry forward general activity (UDA)	0
17/18 Contracted orthodontic activity (UOA)	0
Carry forward orthodontic activity (UOA)	0
Baseline contract value	£299,205.96

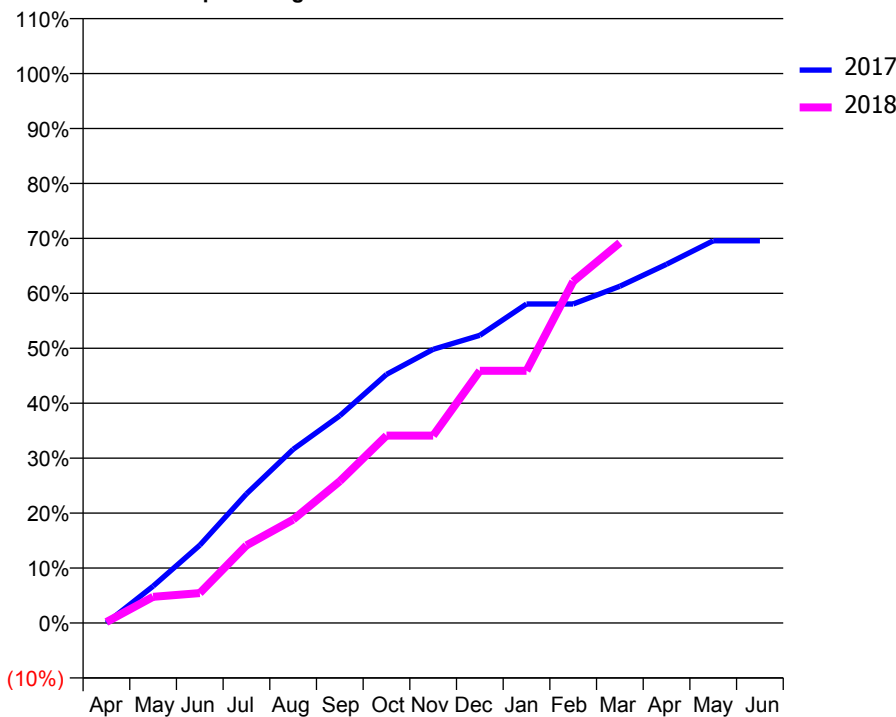
ACCESS*

Patients seen in 24 months	Total	Change since previous quarter
Quarter ending March 2017	2,343	
Quarter ending June 2017	2,395	↑
Quarter ending September 2017	2,384	→
Quarter ending December 2017	2,396	→
Quarter ending March 2018	2,540	↑
Variance since March 2017	8.4%	↑



ACTIVITY

Cumulative percentage of contracted UDA delivered 2017 & 2018



Month	Adjusted Scheduled Activity (UDA)	
	2017	2018
April	0	20
May	705	500
June	1,488	572
July	2,469	1,483
August	3,320	1,977
September	3,961	2,710
October	4,752	3,580
November	5,229	3,580
December	5,497	4,820
January	6,097	4,820
February	6,097	6,528
March	6,435	7,265
April	6,855	
May	7,304	
June	7,304	

QUALITY

	Quantity	Base Number	Contract	AT	Region	England
% of FP17s for the same patient ID Re-attending within 3 months - Children	154	1,311	11.7%	10.1%	11.6%	11.9%
% of FP17s for the same patient ID Re-attending within 3 months - Adults	535	3,145	17.0%	13.5%	15.4%	16.0%
% of FP17s for the same patient ID Re-attending between 3 & 9 months - Children	715	1,311	54.5%	59.8%	59.4%	58.3%
% of FP17s for the same patient ID Re-attending between 3 & 9 months - Adults	1,570	3,145	49.9%	54.2%	51.3%	50.3%
% of FP17s for Band 1 Urgent Courses	216	3,547	6.1%	7.2%	8.0%	9.1%
% of FP17s Relating to Free Repair or Replacements	57	3,547	1.6%	0.9%	0.8%	0.8%
% of FP17s Relating to Continuations	16	3,547	0.5%	1.2%	1.0%	1.0%
% of Patients satisfied with the dentistry they have received	12	14	85.7%	91.0%	91.7%	91.5%
% of Patients satisfied with the time they had to wait for an appointment	13	14	92.9%	89.4%	88.3%	87.9%

* This is based on patients treated on this contract for their most recent course of treatment. Figures in italics indicate the base number of FP17s or Patient Questionnaire responses are less than 100. N/A is shown where the base number of responses is less than 10 during the period. % is calculated as Quantity/Base number*100

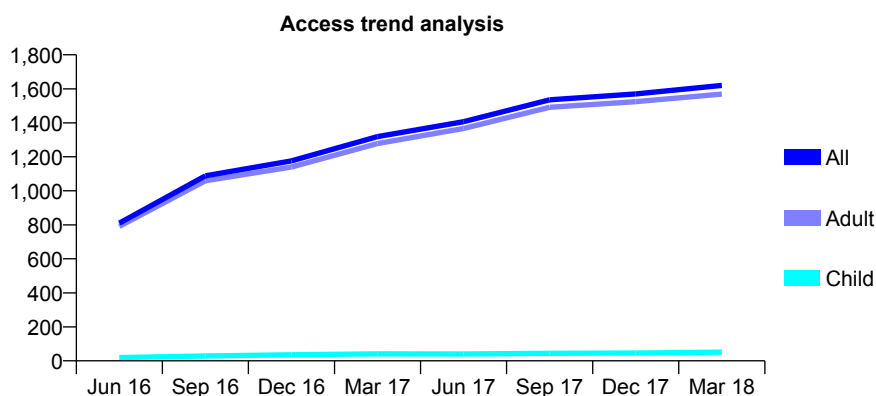
Q60 - Vital Signs At a Glance Contract Report for 274798/0003 - March 2018

Name or company name	MRS R SREENIVASAN
Contract type name	PDS Contract
Purpose of contract	General
Contract start date	01/07/2015
Contract end date	31/03/2020

17/18 Contracted general activity (UDA)	3,600
Carry forward general activity (UDA)	0
17/18 Contracted orthodontic activity (UOA)	0
Carry forward orthodontic activity (UOA)	0
Baseline contract value	£146,768.52

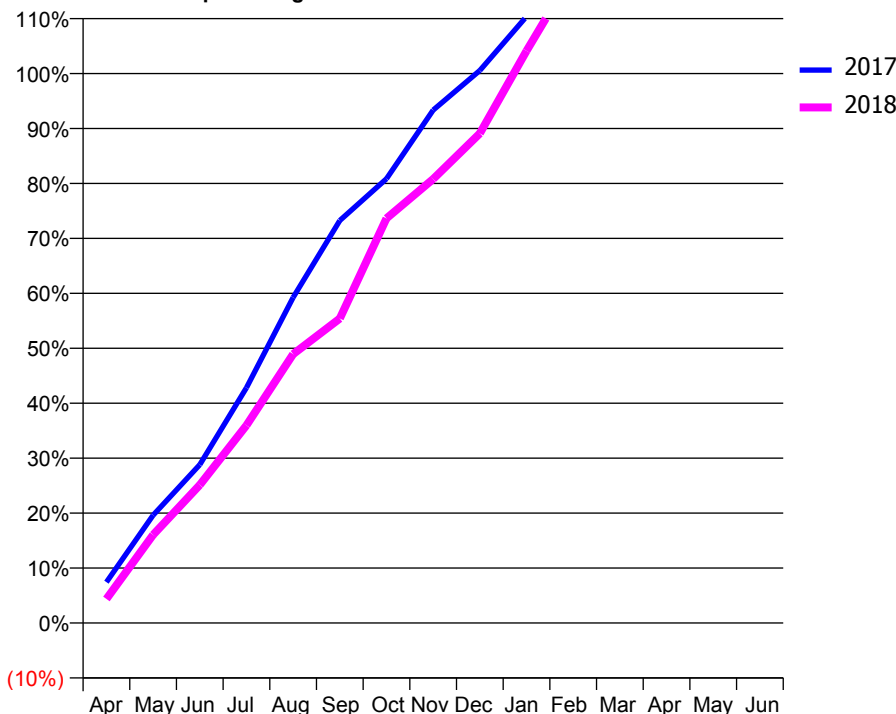
ACCESS*

Patients seen in 24 months	Total	Change since previous quarter
Quarter ending March 2017	1,319	
Quarter ending June 2017	1,407	↑
Quarter ending September 2017	1,535	↑
Quarter ending December 2017	1,570	↑
Quarter ending March 2018	1,620	↑
Variance since March 2017	22.8%	↑



ACTIVITY

Cumulative percentage of contracted UDA delivered 2017 & 2018



Month	Adjusted Scheduled Activity (UDA)	
	2017	2018
April	268	158
May	706	578
June	1,037	905
July	1,541	1,295
August	2,133	1,762
September	2,637	1,995
October	2,910	2,651
November	3,360	2,909
December	3,619	3,208
January	3,973	3,748
February	4,408	4,257
March	4,847	4,674
April	5,024	
May	5,024	
June	5,024	

QUALITY

	Quantity	Base Number	Contract	AT	Region	England
% of FP17s for the same patient ID Re-attending within 3 months - Children	0	60	0.0%	10.1%	11.6%	11.9%
% of FP17s for the same patient ID Re-attending within 3 months - Adults	29	1,568	1.8%	13.5%	15.4%	16.0%
% of FP17s for the same patient ID Re-attending between 3 & 9 months - Children	1	60	1.7%	59.8%	59.4%	58.3%
% of FP17s for the same patient ID Re-attending between 3 & 9 months - Adults	12	1,568	0.8%	54.2%	51.3%	50.3%
% of FP17s for Band 1 Urgent Courses	3	1,634	0.2%	7.2%	8.0%	9.1%
% of FP17s Relating to Free Repair or Replacements	0	1,634	0.0%	0.9%	0.8%	0.8%
% of FP17s Relating to Continuations	0	1,634	0.0%	1.2%	1.0%	1.0%
% of Patients satisfied with the dentistry they have received	4	5	N/A	91.0%	91.7%	91.5%
% of Patients satisfied with the time they had to wait for an appointment	3	5	N/A	89.4%	88.3%	87.9%

* This is based on patients treated on this contract for their most recent course of treatment. Figures in italics indicate the base number of FP17s or Patient Questionnaire responses are less than 100. N/A is shown where the base number of responses is less than 10 during the period. % is calculated as Quantity/Base number*100

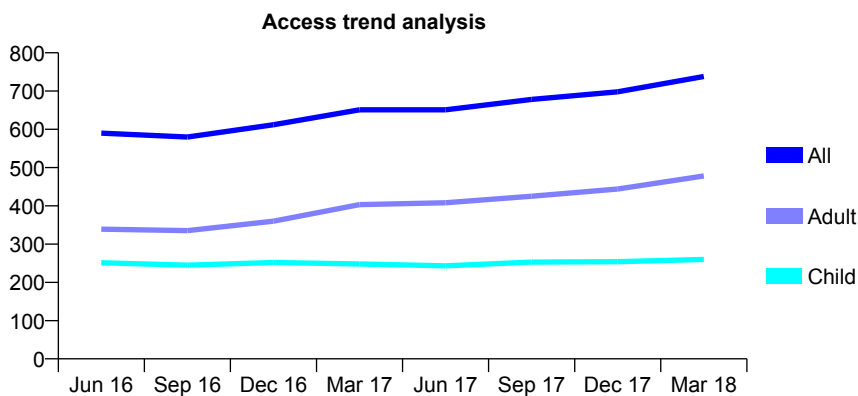
Q60 - Vital Signs At a Glance Contract Report for 287822/0001 - March 2018

Name or company name	COURTYARD DENTAL PRACTICE
Contract type name	GDS Contract
Purpose of contract	General
Contract start date	16/08/2013
Contract end date	

17/18 Contracted general activity (UDA)	2,700
Carry forward general activity (UDA)	70
17/18 Contracted orthodontic activity (UOA)	0
Carry forward orthodontic activity (UOA)	0
Baseline contract value	£53,575.09

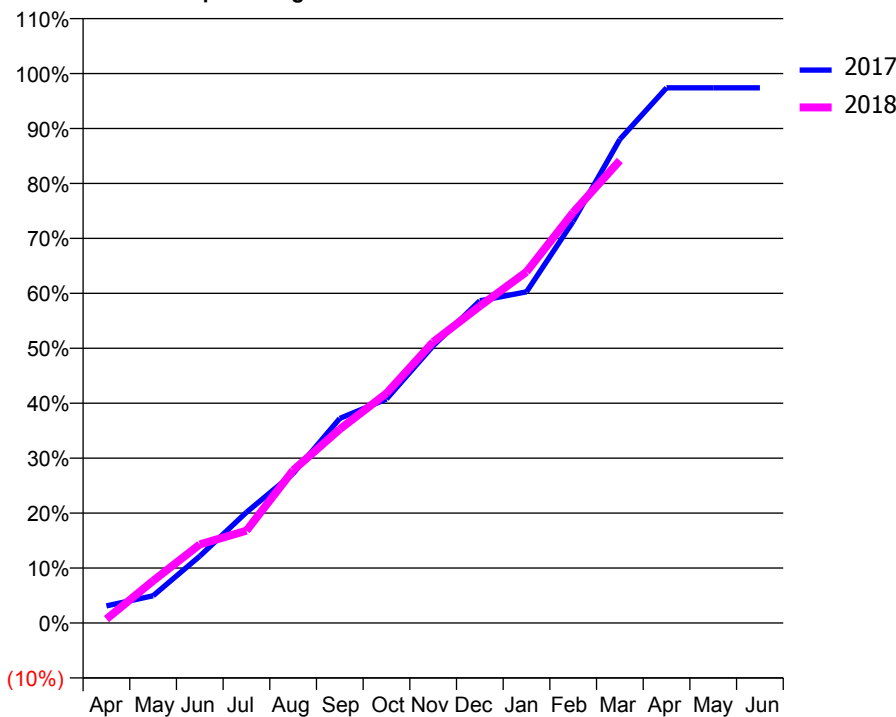
ACCESS*

Patients seen in 24 months	Total	Change since previous quarter
Quarter ending March 2017	651	
Quarter ending June 2017	651	→
Quarter ending September 2017	678	↑
Quarter ending December 2017	698	↑
Quarter ending March 2018	738	↑
Variance since March 2017	13.4%	↑



ACTIVITY

Cumulative percentage of contracted UDA delivered 2017 & 2018



Month	Adjusted Scheduled Activity (UDA)	
	2017	2018
April	84	19
May	134	207
June	328	386
July	544	454
August	735	751
September	1,005	952
October	1,101	1,128
November	1,362	1,381
December	1,583	1,557
January	1,627	1,725
February	1,974	2,017
March	2,377	2,272
April	2,630	
May	2,630	
June	2,630	

QUALITY

	Quantity	Base Number	Contract	AT	Region	England
% of FP17s for the same patient ID Re-attending within 3 months - Children	13	373	3.5%	10.1%	11.6%	11.9%
% of FP17s for the same patient ID Re-attending within 3 months - Adults	72	626	11.5%	13.5%	15.4%	16.0%
% of FP17s for the same patient ID Re-attending between 3 & 9 months - Children	235	373	63.0%	59.8%	59.4%	58.3%
% of FP17s for the same patient ID Re-attending between 3 & 9 months - Adults	351	626	56.1%	54.2%	51.3%	50.3%
% of FP17s for Band 1 Urgent Courses	12	950	1.3%	7.2%	8.0%	9.1%
% of FP17s Relating to Free Repair or Replacements	0	950	0.0%	0.9%	0.8%	0.8%
% of FP17s Relating to Continuations	14	950	1.5%	1.2%	1.0%	1.0%
% of Patients satisfied with the dentistry they have received	2	2	N/A	91.0%	91.7%	91.5%
% of Patients satisfied with the time they had to wait for an appointment	2	2	N/A	89.4%	88.3%	87.9%

* This is based on patients treated on this contract for their most recent course of treatment. Figures in italics indicate the base number of FP17s or Patient Questionnaire responses are less than 100. N/A is shown where the base number of responses is less than 10 during the period. % is calculated as Quantity/Base number*100

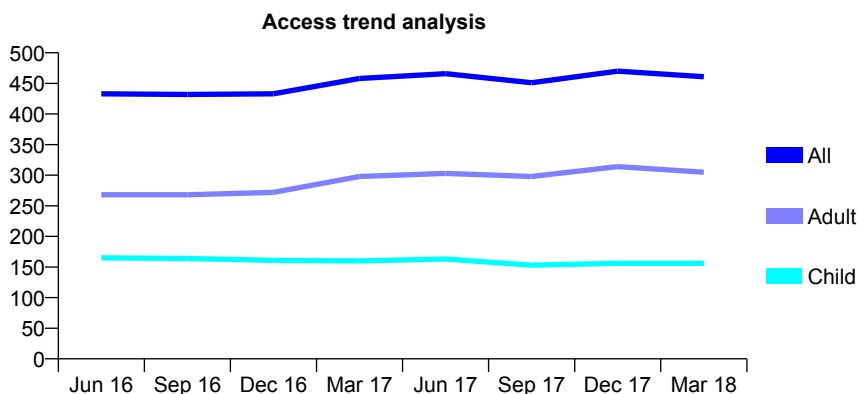
Q60 - Vital Signs At a Glance Contract Report for 303496/0002 - March 2018

Name or company name	MR AR FEE
Contract type name	GDS Contract
Purpose of contract	General and Orthodontic
Contract start date	13/09/2010
Contract end date	

17/18 Contracted general activity (UDA)	1,774
Carry forward general activity (UDA)	4
17/18 Contracted orthodontic activity (UOA)	208
Carry forward orthodontic activity (UOA)	-4
Baseline contract value	£60,661.20

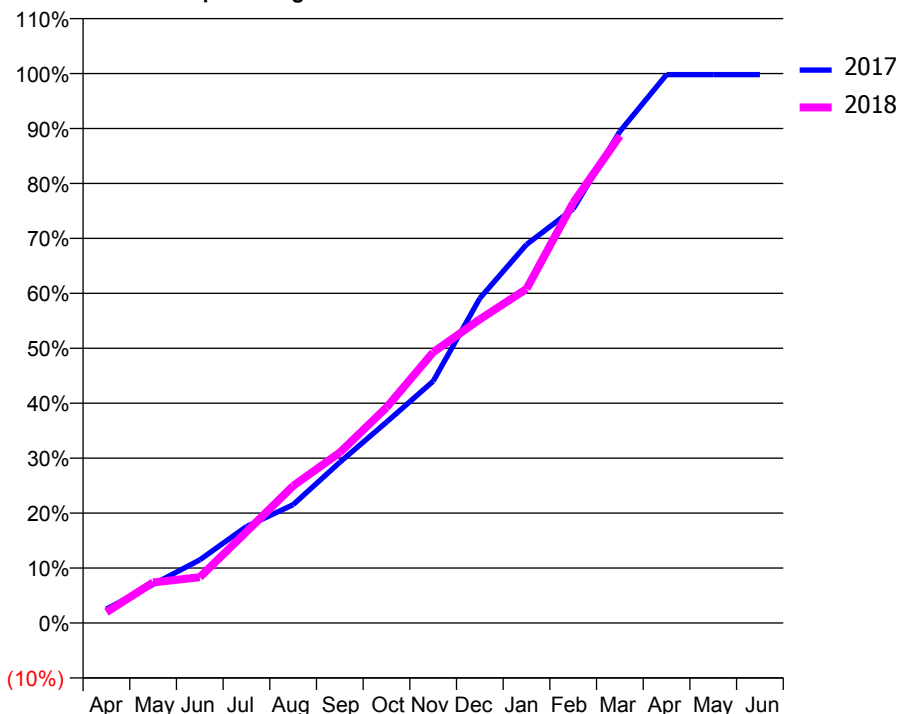
ACCESS*

Patients seen in 24 months	Total	Change since previous quarter
Quarter ending March 2017	458	
Quarter ending June 2017	466	→
Quarter ending September 2017	451	↓
Quarter ending December 2017	470	↑
Quarter ending March 2018	461	↓
Variance since March 2017	0.7%	→



ACTIVITY

Cumulative percentage of contracted UDA delivered 2017 & 2018



Month	Adjusted Scheduled Activity (UDA)	
	2017	2018
April	45	35
May	125	131
June	204	148
July	311	295
August	382	443
September	519	551
October	649	696
November	781	874
December	1,048	980
January	1,222	1,079
February	1,337	1,357
March	1,587	1,573
April	1,770	
May	1,770	
June	1,770	

QUALITY

	Quantity	Base Number	Contract	AT	Region	England
% of FP17s for the same patient ID Re-attending within 3 months - Children	29	403	7.2%	10.1%	11.6%	11.9%
% of FP17s for the same patient ID Re-attending within 3 months - Adults	63	469	13.4%	13.5%	15.4%	16.0%
% of FP17s for the same patient ID Re-attending between 3 & 9 months - Children	298	403	73.9%	59.8%	59.4%	58.3%
% of FP17s for the same patient ID Re-attending between 3 & 9 months - Adults	275	469	58.6%	54.2%	51.3%	50.3%
% of FP17s for Band 1 Urgent Courses	79	726	10.9%	7.2%	8.0%	9.1%
% of FP17s Relating to Free Repair or Replacements	0	726	0.0%	0.9%	0.8%	0.8%
% of FP17s Relating to Continuations	5	726	0.7%	1.2%	1.0%	1.0%
% of Patients satisfied with the dentistry they have received	1	1	N/A	91.0%	91.7%	91.5%
% of Patients satisfied with the time they had to wait for an appointment	1	1	N/A	89.4%	88.3%	87.9%

* This is based on patients treated on this contract for their most recent course of treatment. Figures in italics indicate the base number of FP17s or Patient Questionnaire responses are less than 100. N/A is shown where the base number of responses is less than 10 during the period. % is calculated as Quantity/Base number*100

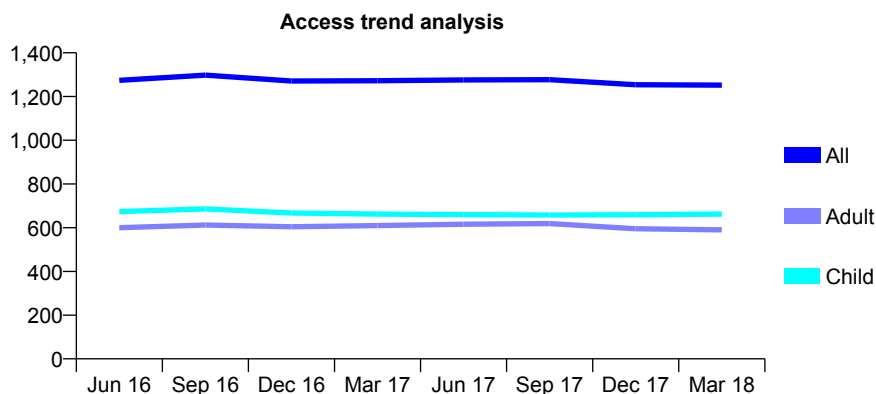
Q60 - Vital Signs At a Glance Contract Report for 305006/0001 - March 2018

Name or company name	MR TM PARSONS
Contract type name	GDS Contract
Purpose of contract	General
Contract start date	01/04/2006
Contract end date	

17/18 Contracted general activity (UDA)	2,977
Carry forward general activity (UDA)	23
17/18 Contracted orthodontic activity (UOA)	0
Carry forward orthodontic activity (UOA)	0
Baseline contract value	£75,691.50

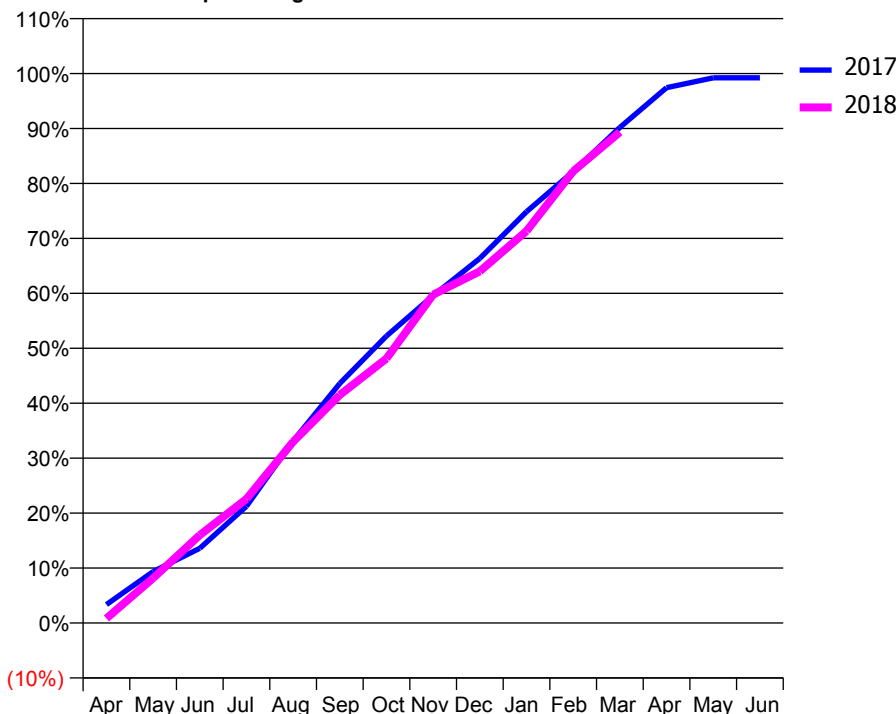
ACCESS*

Patients seen in 24 months	Total	Change since previous quarter
Quarter ending March 2017	1,272	
Quarter ending June 2017	1,276	→
Quarter ending September 2017	1,277	→
Quarter ending December 2017	1,254	↓
Quarter ending March 2018	1,252	→
Variance since March 2017	(1.6%)	↓



ACTIVITY

Cumulative percentage of contracted UDA delivered 2017 & 2018



Month	Adjusted Scheduled Activity (UDA)	
	2017	2018
April	100	25
May	278	243
June	405	476
July	632	672
August	986	982
September	1,298	1,236
October	1,555	1,433
November	1,774	1,779
December	1,975	1,905
January	2,228	2,123
February	2,446	2,447
March	2,685	2,660
April	2,900	
May	2,954	
June	2,954	

QUALITY

	Quantity	Base Number	Contract	AT	Region	England
% of FP17s for the same patient ID Re-attending within 3 months - Children	81	1,053	7.7%	10.1%	11.6%	11.9%
% of FP17s for the same patient ID Re-attending within 3 months - Adults	91	771	11.8%	13.5%	15.4%	16.0%
% of FP17s for the same patient ID Re-attending between 3 & 9 months - Children	612	1,053	58.1%	59.8%	59.4%	58.3%
% of FP17s for the same patient ID Re-attending between 3 & 9 months - Adults	459	771	59.5%	54.2%	51.3%	50.3%
% of FP17s for Band 1 Urgent Courses	111	1,659	6.7%	7.2%	8.0%	9.1%
% of FP17s Relating to Free Repair or Replacements	5	1,659	0.3%	0.9%	0.8%	0.8%
% of FP17s Relating to Continuations	6	1,659	0.4%	1.2%	1.0%	1.0%
% of Patients satisfied with the dentistry they have received	1	1	N/A	91.0%	91.7%	91.5%
% of Patients satisfied with the time they had to wait for an appointment	1	1	N/A	89.4%	88.3%	87.9%

* This is based on patients treated on this contract for their most recent course of treatment. Figures in italics indicate the base number of FP17s or Patient Questionnaire responses are less than 100. N/A is shown where the base number of responses is less than 10 during the period. % is calculated as Quantity/Base number*100

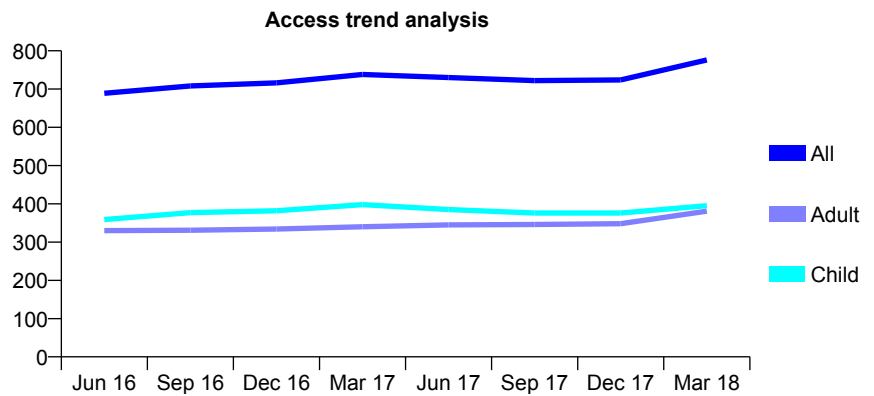
Q60 - Vital Signs At a Glance Contract Report for 319163/0001 - March 2018

Name or company name	MRS UF PENCAVEL
Contract type name	GDS Contract
Purpose of contract	General and Orthodontic
Contract start date	01/04/2006
Contract end date	

17/18 Contracted general activity (UDA)	2,276
Carry forward general activity (UDA)	68
17/18 Contracted orthodontic activity (UOA)	84
Carry forward orthodontic activity (UOA)	0
Baseline contract value	£62,595.23

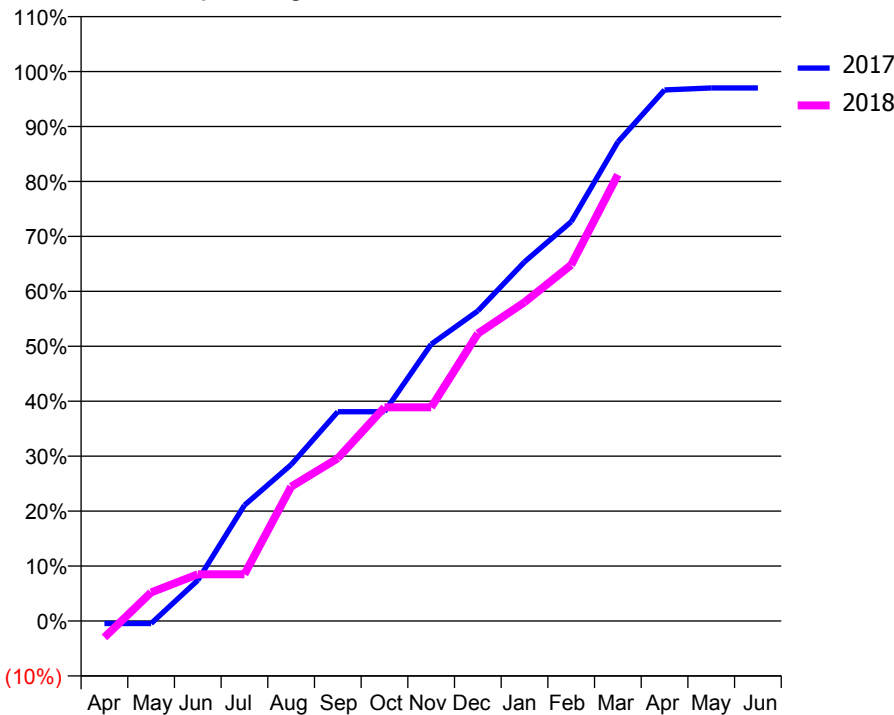
ACCESS*

Patients seen in 24 months	Total	Change since previous quarter
Quarter ending March 2017	738	
Quarter ending June 2017	730	↓
Quarter ending September 2017	722	↓
Quarter ending December 2017	724	→
Quarter ending March 2018	776	↑
Variance since March 2017	5.1%	↑



ACTIVITY

Cumulative percentage of contracted UDA delivered 2017 & 2018



Month	Adjusted Scheduled Activity (UDA)	
	2017	2018
April	-11	-68
May	-11	118
June	169	194
July	480	194
August	647	556
September	867	674
October	867	885
November	1,146	885
December	1,284	1,190
January	1,488	1,320
February	1,654	1,475
March	1,984	1,848
April	2,200	
May	2,208	
June	2,208	

QUALITY

	Quantity	Base Number	Contract	AT	Region	England
% of FP17s for the same patient ID Re-attending within 3 months - Children	65	653	10.0%	10.1%	11.6%	11.9%
% of FP17s for the same patient ID Re-attending within 3 months - Adults	54	468	11.5%	13.5%	15.4%	16.0%
% of FP17s for the same patient ID Re-attending between 3 & 9 months - Children	455	653	69.7%	59.8%	59.4%	58.3%
% of FP17s for the same patient ID Re-attending between 3 & 9 months - Adults	258	468	55.1%	54.2%	51.3%	50.3%
% of FP17s for Band 1 Urgent Courses	62	1,021	6.1%	7.2%	8.0%	9.1%
% of FP17s Relating to Free Repair or Replacements	2	1,021	0.2%	0.9%	0.8%	0.8%
% of FP17s Relating to Continuations	0	1,021	0.0%	1.2%	1.0%	1.0%
% of Patients satisfied with the dentistry they have received	1	1	N/A	91.0%	91.7%	91.5%
% of Patients satisfied with the time they had to wait for an appointment	1	1	N/A	89.4%	88.3%	87.9%

* This is based on patients treated on this contract for their most recent course of treatment. Figures in italics indicate the base number of FP17s or Patient Questionnaire responses are less than 100. N/A is shown where the base number of responses is less than 10 during the period. % is calculated as Quantity/Base number*100

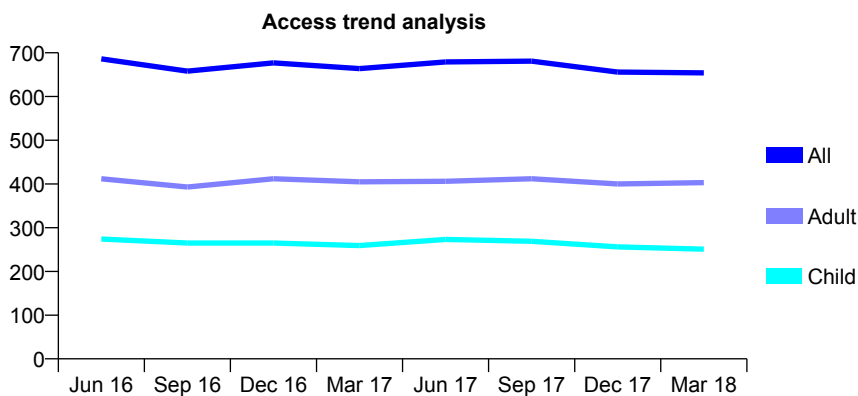
Q60 - Vital Signs At a Glance Contract Report for 320137/0001 - March 2018

Name or company name	MR LS BARNES
Contract type name	GDS Contract
Purpose of contract	General
Contract start date	01/04/2006
Contract end date	

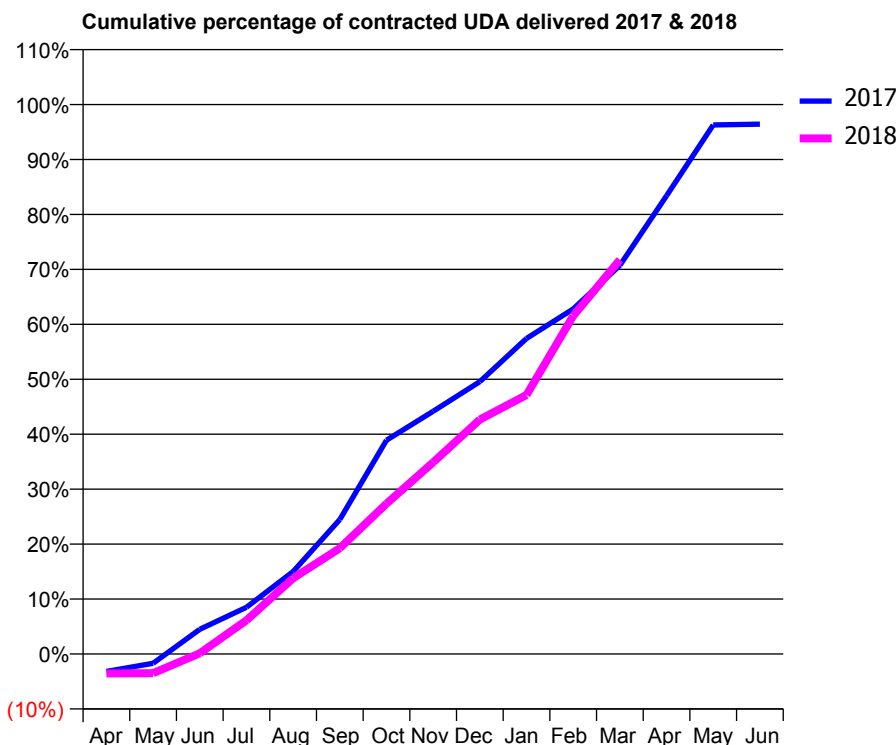
17/18 Contracted general activity (UDA)	2,000
Carry forward general activity (UDA)	71
17/18 Contracted orthodontic activity (UOA)	0
Carry forward orthodontic activity (UOA)	0
Baseline contract value	£37,496.37

ACCESS*

Patients seen in 24 months	Total	Change since previous quarter
Quarter ending March 2017	664	
Quarter ending June 2017	679	↑
Quarter ending September 2017	681	→
Quarter ending December 2017	656	↓
Quarter ending March 2018	654	→
Variance since March 2017	(1.5%)	↓



ACTIVITY



Month	Adjusted Scheduled Activity (UDA)	
	2017	2018
April	-64	-71
May	-34	-70
June	90	3
July	170	123
August	300	276
September	489	385
October	778	547
November	884	698
December	991	854
January	1,149	943
February	1,256	1,231
March	1,414	1,435
April	1,668	
May	1,926	
June	1,929	

QUALITY

	Quantity	Base Number	Contract	AT	Region	England
% of FP17s for the same patient ID Re-attending within 3 months - Children	21	404	5.2%	10.1%	11.6%	11.9%
% of FP17s for the same patient ID Re-attending within 3 months - Adults	118	588	20.1%	13.5%	15.4%	16.0%
% of FP17s for the same patient ID Re-attending between 3 & 9 months - Children	245	404	60.6%	59.8%	59.4%	58.3%
% of FP17s for the same patient ID Re-attending between 3 & 9 months - Adults	286	588	48.6%	54.2%	51.3%	50.3%
% of FP17s for Band 1 Urgent Courses	15	723	2.1%	7.2%	8.0%	9.1%
% of FP17s Relating to Free Repair or Replacements	26	723	3.6%	0.9%	0.8%	0.8%
% of FP17s Relating to Continuations	9	723	1.2%	1.2%	1.0%	1.0%
% of Patients satisfied with the dentistry they have received	0	0	N/A	91.0%	91.7%	91.5%
% of Patients satisfied with the time they had to wait for an appointment	0	0	N/A	89.4%	88.3%	87.9%

* This is based on patients treated on this contract for their most recent course of treatment. Figures in italics indicate the base number of FP17s or Patient Questionnaire responses are less than 100. N/A is shown where the base number of responses is less than 10 during the period. % is calculated as Quantity/Base number*100

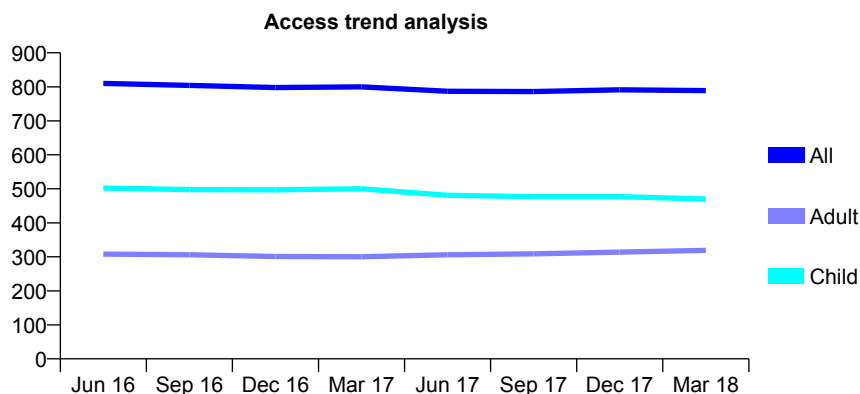
Q60 - Vital Signs At a Glance Contract Report for 323853/0001 - March 2018

Name or company name	MR PB GARBUTT
Contract type name	GDS Contract
Purpose of contract	General
Contract start date	01/04/2006
Contract end date	

17/18 Contracted general activity (UDA)	2,000
Carry forward general activity (UDA)	0
17/18 Contracted orthodontic activity (UOA)	0
Carry forward orthodontic activity (UOA)	0
Baseline contract value	£40,704.57

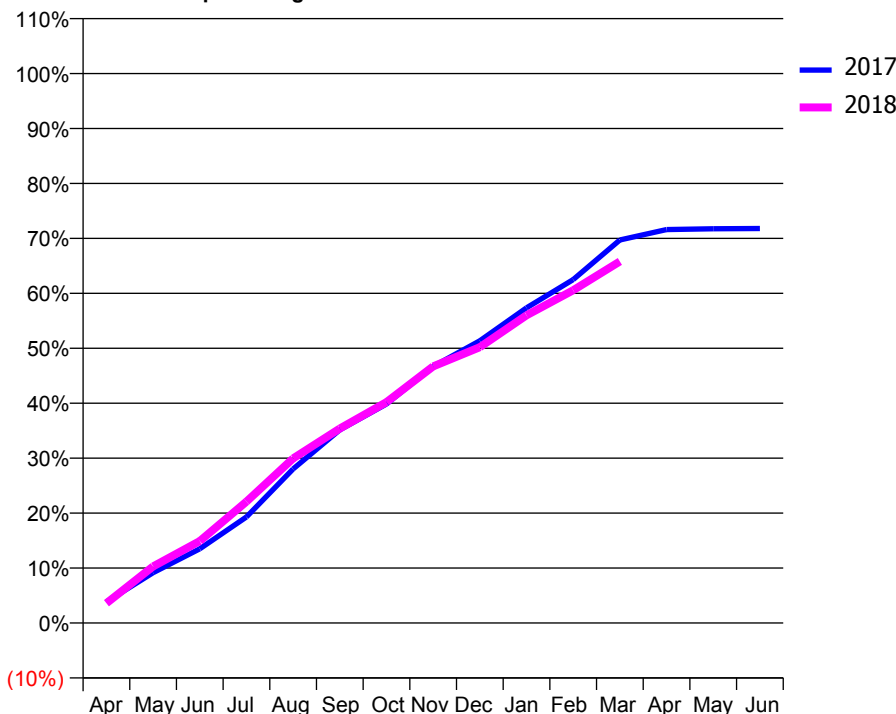
ACCESS*

Patients seen in 24 months	Total	Change since previous quarter
Quarter ending March 2017	800	
Quarter ending June 2017	787	↓
Quarter ending September 2017	786	→
Quarter ending December 2017	791	→
Quarter ending March 2018	789	→
Variance since March 2017	(1.4%)	↓



ACTIVITY

Cumulative percentage of contracted UDA delivered 2017 & 2018



Month	Adjusted Scheduled Activity (UDA)	
	2017	2018
April	77	72
May	183	206
June	270	298
July	386	442
August	561	599
September	703	708
October	797	804
November	934	934
December	1,027	1,004
January	1,147	1,120
February	1,250	1,211
March	1,394	1,316
April	1,432	
May	1,435	
June	1,436	

QUALITY

	Quantity	Base Number	Contract	AT	Region	England
% of FP17s for the same patient ID Re-attending within 3 months - Children	32	771	4.2%	10.1%	11.6%	11.9%
% of FP17s for the same patient ID Re-attending within 3 months - Adults	29	315	9.2%	13.5%	15.4%	16.0%
% of FP17s for the same patient ID Re-attending between 3 & 9 months - Children	578	771	75.0%	59.8%	59.4%	58.3%
% of FP17s for the same patient ID Re-attending between 3 & 9 months - Adults	190	315	60.3%	54.2%	51.3%	50.3%
% of FP17s for Band 1 Urgent Courses	0	1,052	0.0%	7.2%	8.0%	9.1%
% of FP17s Relating to Free Repair or Replacements	1	1,052	0.1%	0.9%	0.8%	0.8%
% of FP17s Relating to Continuations	0	1,052	0.0%	1.2%	1.0%	1.0%
% of Patients satisfied with the dentistry they have received	0	1	N/A	91.0%	91.7%	91.5%
% of Patients satisfied with the time they had to wait for an appointment	0	1	N/A	89.4%	88.3%	87.9%

* This is based on patients treated on this contract for their most recent course of treatment. Figures in italics indicate the base number of FP17s or Patient Questionnaire responses are less than 100. N/A is shown where the base number of responses is less than 10 during the period. % is calculated as Quantity/Base number*100

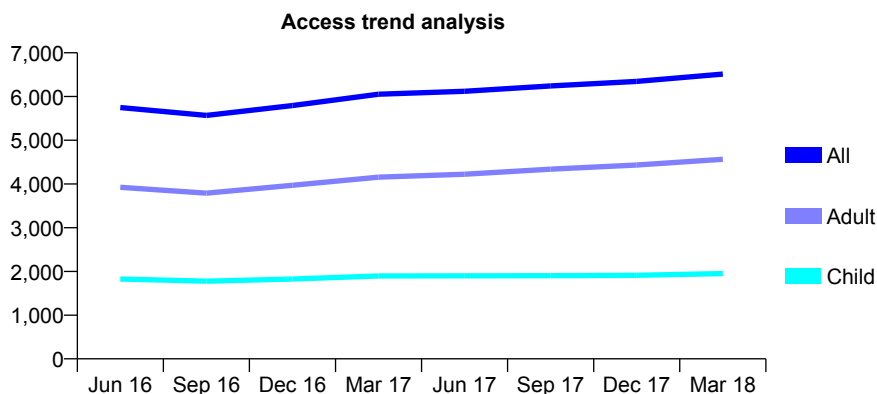
Q60 - Vital Signs At a Glance Contract Report for 326372/0001 - March 2018

Name or company name	Dawley Family Dental Centre
Contract type name	GDS Contract
Purpose of contract	General
Contract start date	01/04/2006
Contract end date	

17/18 Contracted general activity (UDA)	19,726
Carry forward general activity (UDA)	-395
17/18 Contracted orthodontic activity (UOA)	0
Carry forward orthodontic activity (UOA)	0
Baseline contract value	£564,759.07

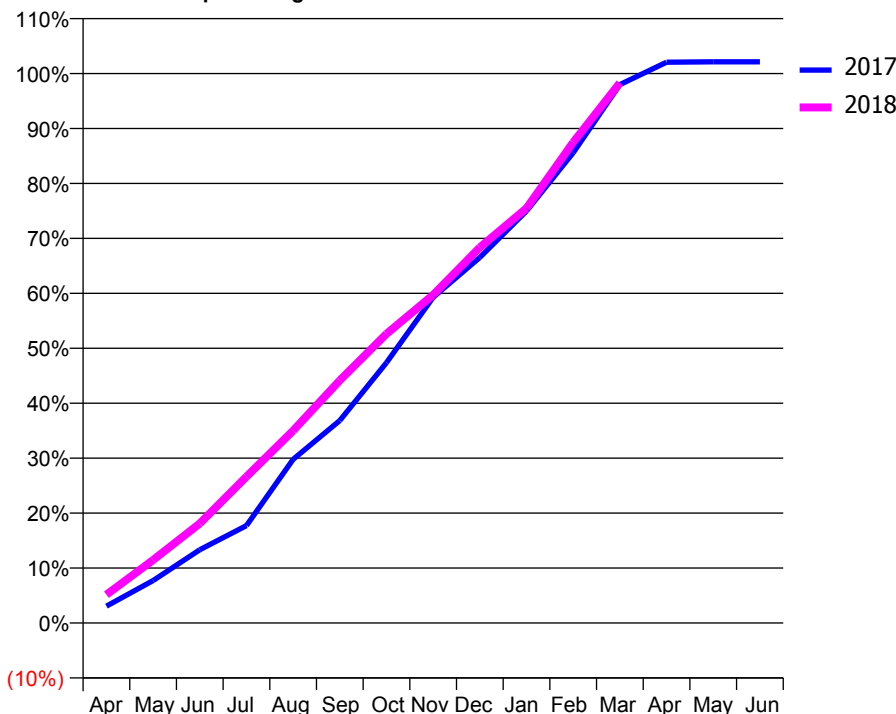
ACCESS*

Patients seen in 24 months	Total	Change since previous quarter
Quarter ending March 2017	6,054	
Quarter ending June 2017	6,121	→
Quarter ending September 2017	6,241	→
Quarter ending December 2017	6,345	→
Quarter ending March 2018	6,515	↑
Variance since March 2017	7.6%	↑



ACTIVITY

Cumulative percentage of contracted UDA delivered 2017 & 2018



Month	Adjusted Scheduled Activity (UDA)	
	2017	2018
April	607	1,016
May	1,526	2,260
June	2,633	3,575
July	3,496	5,255
August	5,876	6,906
September	7,267	8,711
October	9,345	10,381
November	11,693	11,779
December	13,123	13,483
January	14,789	14,890
February	16,881	17,254
March	19,326	19,389
April	20,133	
May	20,144	
June	20,147	

QUALITY

	Quantity	Base Number	Contract	AT	Region	England
% of FP17s for the same patient ID Re-attending within 3 months - Children	227	2,767	8.2%	10.1%	11.6%	11.9%
% of FP17s for the same patient ID Re-attending within 3 months - Adults	787	5,976	13.2%	13.5%	15.4%	16.0%
% of FP17s for the same patient ID Re-attending between 3 & 9 months - Children	1,417	2,767	51.2%	59.8%	59.4%	58.3%
% of FP17s for the same patient ID Re-attending between 3 & 9 months - Adults	2,782	5,976	46.6%	54.2%	51.3%	50.3%
% of FP17s for Band 1 Urgent Courses	613	8,376	7.3%	7.2%	8.0%	9.1%
% of FP17s Relating to Free Repair or Replacements	43	8,376	0.5%	0.9%	0.8%	0.8%
% of FP17s Relating to Continuations	192	8,376	2.3%	1.2%	1.0%	1.0%
% of Patients satisfied with the dentistry they have received	5	5	N/A	91.0%	91.7%	91.5%
% of Patients satisfied with the time they had to wait for an appointment	5	5	N/A	89.4%	88.3%	87.9%

* This is based on patients treated on this contract for their most recent course of treatment. Figures in italics indicate the base number of FP17s or Patient Questionnaire responses are less than 100. N/A is shown where the base number of responses is less than 10 during the period. % is calculated as Quantity/Base number*100

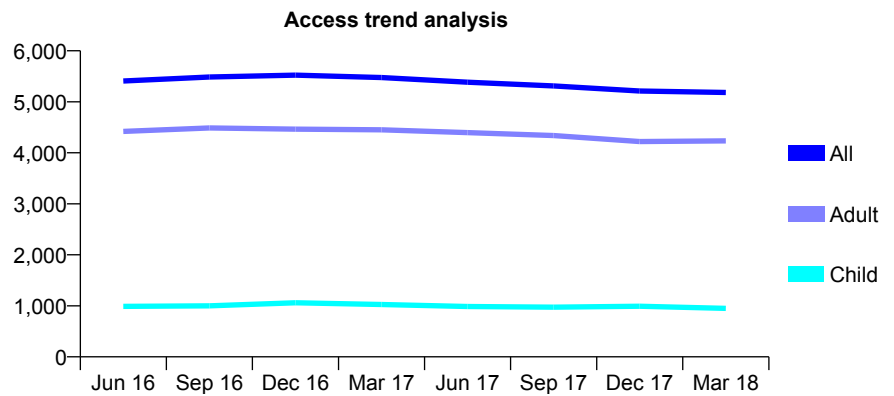
Q60 - Vital Signs At a Glance Contract Report for 335770/0001 - March 2018

Name or company name	MR PJ MCELHONE
Contract type name	GDS Contract
Purpose of contract	General
Contract start date	01/04/2006
Contract end date	

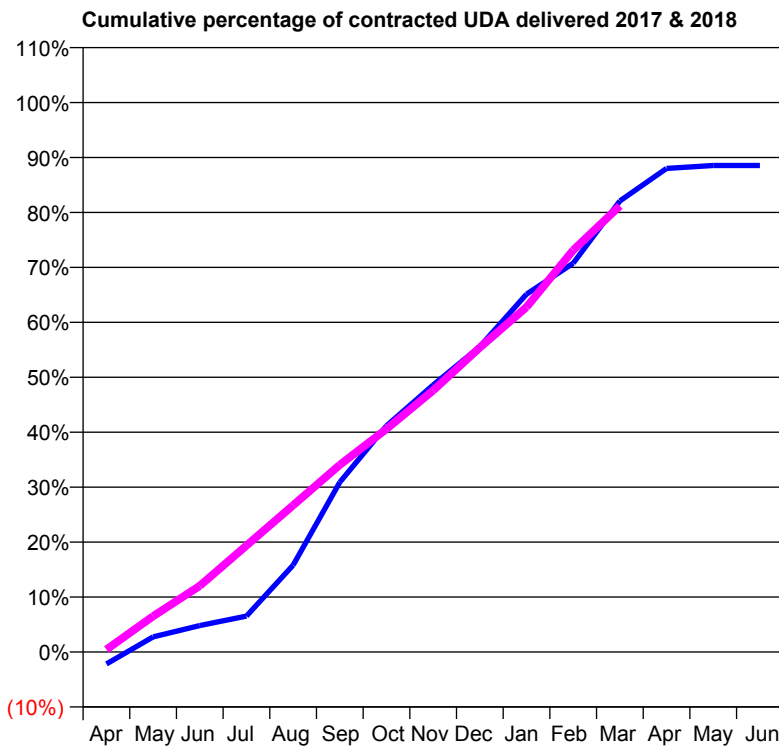
17/18 Contracted general activity (UDA)	13,159
Carry forward general activity (UDA)	0
17/18 Contracted orthodontic activity (UOA)	0
Carry forward orthodontic activity (UOA)	0
Baseline contract value	£366,879.01

ACCESS*

Patients seen in 24 months	Total	Change since previous quarter
Quarter ending March 2017	5,477	
Quarter ending June 2017	5,385	↓
Quarter ending September 2017	5,312	↓
Quarter ending December 2017	5,212	↓
Quarter ending March 2018	5,184	→
Variance since March 2017	(5.3%)	↓



ACTIVITY



Month	Adjusted Scheduled Activity (UDA)	
	2017	2018
April	-290	59
May	361	856
June	634	1,585
July	859	2,548
August	2,080	3,514
September	4,067	4,482
October	5,418	5,341
November	6,395	6,263
December	7,315	7,291
January	8,568	8,259
February	9,311	9,622
March	10,801	10,682
April	11,581	
May	11,651	
June	11,652	

QUALITY

	Quantity	Base Number	Contract	AT	Region	England
% of FP17s for the same patient ID Re-attending within 3 months - Children	100	1,112	9.0%	10.1%	11.6%	11.9%
% of FP17s for the same patient ID Re-attending within 3 months - Adults	658	4,187	15.7%	13.5%	15.4%	16.0%
% of FP17s for the same patient ID Re-attending between 3 & 9 months - Children	379	1,112	34.1%	59.8%	59.4%	58.3%
% of FP17s for the same patient ID Re-attending between 3 & 9 months - Adults	1,292	4,187	30.9%	54.2%	51.3%	50.3%
% of FP17s for Band 1 Urgent Courses	428	4,902	8.7%	7.2%	8.0%	9.1%
% of FP17s Relating to Free Repair or Replacements	108	4,902	2.2%	0.9%	0.8%	0.8%
% of FP17s Relating to Continuations	51	4,902	1.0%	1.2%	1.0%	1.0%
% of Patients satisfied with the dentistry they have received	5	6	N/A	91.0%	91.7%	91.5%
% of Patients satisfied with the time they had to wait for an appointment	6	6	N/A	89.4%	88.3%	87.9%

* This is based on patients treated on this contract for their most recent course of treatment. Figures in italics indicate the base number of FP17s or Patient Questionnaire responses are less than 100. N/A is shown where the base number of responses is less than 10 during the period. % is calculated as Quantity/Base number*100

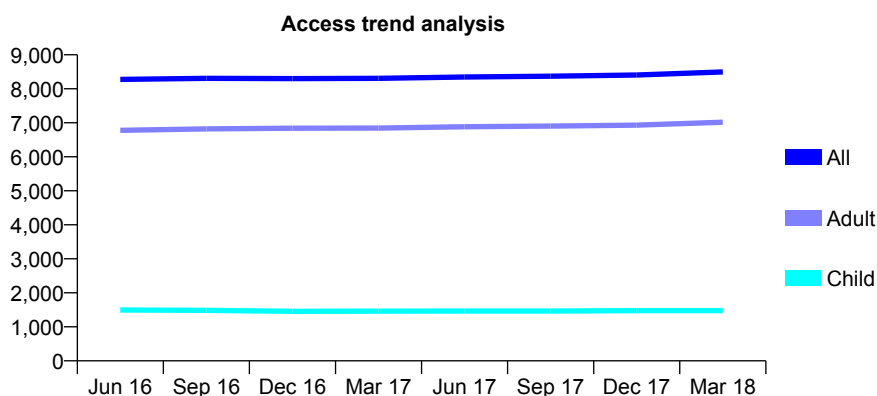
Q60 - Vital Signs At a Glance Contract Report for 336289/0001 - March 2018

Name or company name	MR AJ GRIFFITHS
Contract type name	GDS Contract
Purpose of contract	General
Contract start date	01/04/2006
Contract end date	

17/18 Contracted general activity (UDA)	22,233
Carry forward general activity (UDA)	39
17/18 Contracted orthodontic activity (UOA)	0
Carry forward orthodontic activity (UOA)	0
Baseline contract value	£613,738.73

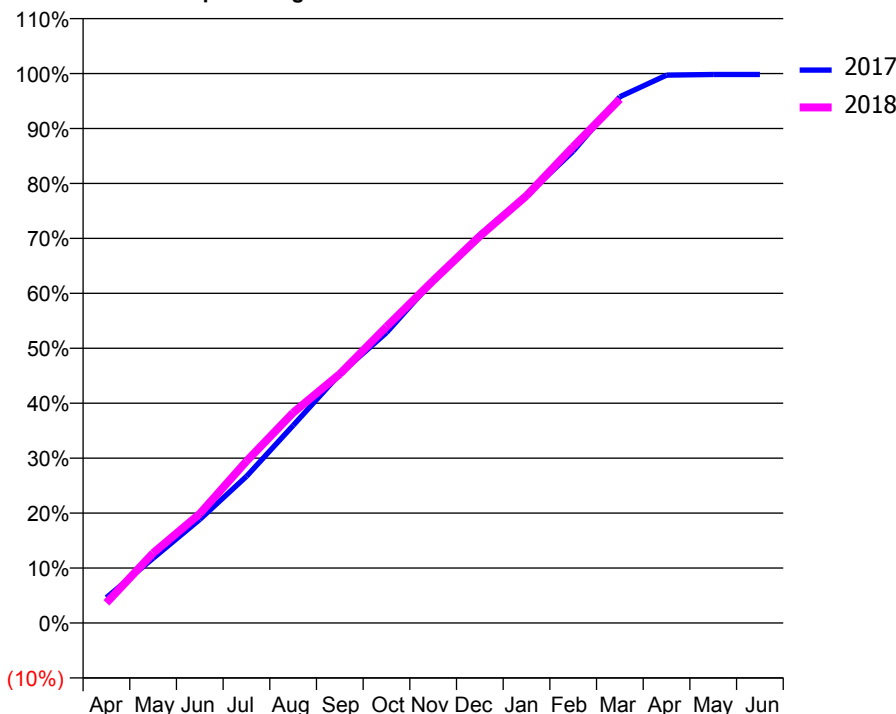
ACCESS*

Patients seen in 24 months	Total	Change since previous quarter
Quarter ending March 2017	8,307	
Quarter ending June 2017	8,348	→
Quarter ending September 2017	8,370	→
Quarter ending December 2017	8,406	→
Quarter ending March 2018	8,496	→
Variance since March 2017	2.3%	↑



ACTIVITY

Cumulative percentage of contracted UDA delivered 2017 & 2018



Month	Adjusted Scheduled Activity (UDA)	
	2017	2018
April	1,025	817
May	2,622	2,831
June	4,192	4,423
July	5,933	6,547
August	7,992	8,509
September	10,076	10,073
October	11,747	11,986
November	13,851	13,854
December	15,710	15,656
January	17,296	17,289
February	19,091	19,272
March	21,295	21,195
April	22,165	
May	22,192	
June	22,194	

QUALITY

	Quantity	Base Number	Contract	AT	Region	England
% of FP17s for the same patient ID Re-attending within 3 months - Children	247	2,799	8.8%	10.1%	11.6%	11.9%
% of FP17s for the same patient ID Re-attending within 3 months - Adults	1,660	10,920	15.2%	13.5%	15.4%	16.0%
% of FP17s for the same patient ID Re-attending between 3 & 9 months - Children	1,947	2,799	69.6%	59.8%	59.4%	58.3%
% of FP17s for the same patient ID Re-attending between 3 & 9 months - Adults	4,962	10,920	45.4%	54.2%	51.3%	50.3%
% of FP17s for Band 1 Urgent Courses	806	11,972	6.7%	7.2%	8.0%	9.1%
% of FP17s Relating to Free Repair or Replacements	322	11,972	2.7%	0.9%	0.8%	0.8%
% of FP17s Relating to Continuations	190	11,972	1.6%	1.2%	1.0%	1.0%
% of Patients satisfied with the dentistry they have received	14	14	100.0%	91.0%	91.7%	91.5%
% of Patients satisfied with the time they had to wait for an appointment	14	14	100.0%	89.4%	88.3%	87.9%

* This is based on patients treated on this contract for their most recent course of treatment. Figures in italics indicate the base number of FP17s or Patient Questionnaire responses are less than 100. N/A is shown where the base number of responses is less than 10 during the period. % is calculated as Quantity/Base number*100

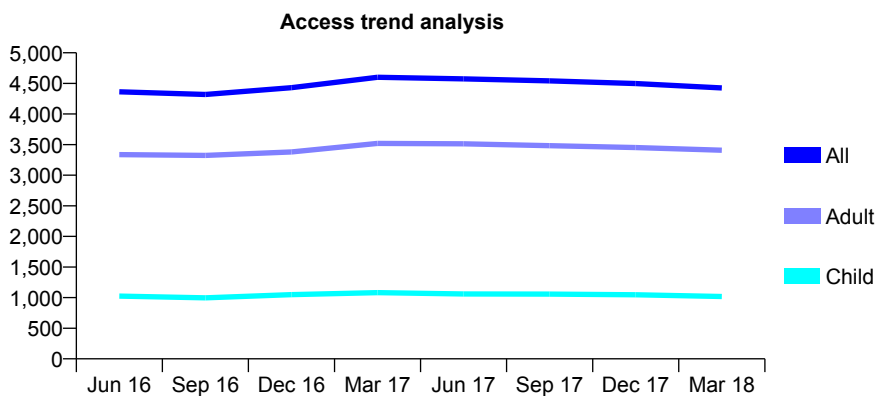
Q60 - Vital Signs At a Glance Contract Report for 338524/0001 - March 2018

Name or company name	MR M SEGAL
Contract type name	GDS Contract
Purpose of contract	General
Contract start date	01/04/2006
Contract end date	

17/18 Contracted general activity (UDA)	15,000
Carry forward general activity (UDA)	321
17/18 Contracted orthodontic activity (UOA)	0
Carry forward orthodontic activity (UOA)	0
Baseline contract value	£375,888.24

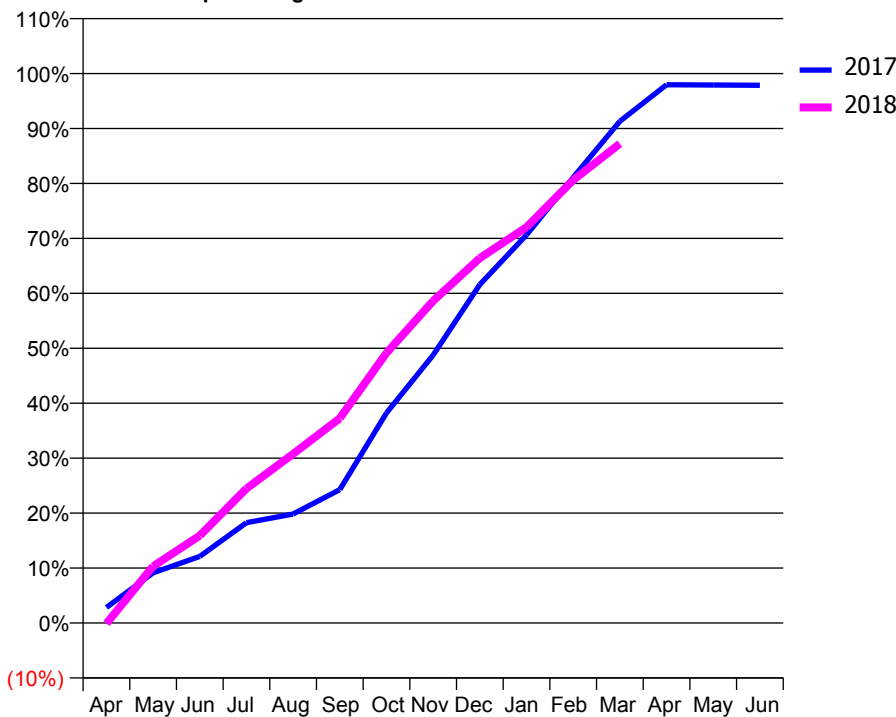
ACCESS*

Patients seen in 24 months	Total	Change since previous quarter
Quarter ending March 2017	4,601	
Quarter ending June 2017	4,574	→
Quarter ending September 2017	4,541	→
Quarter ending December 2017	4,497	→
Quarter ending March 2018	4,427	↓
Variance since March 2017	(3.8%)	↓



ACTIVITY

Cumulative percentage of contracted UDA delivered 2017 & 2018



Month	Adjusted Scheduled Activity (UDA)	
	2017	2018
April	424	-17
May	1,371	1,547
June	1,816	2,385
July	2,739	3,669
August	2,977	4,616
September	3,641	5,590
October	5,736	7,373
November	7,314	8,793
December	9,241	9,963
January	10,594	10,807
February	12,165	12,092
March	13,697	13,084
April	14,693	
May	14,684	
June	14,679	

QUALITY

	Quantity	Base Number	Contract	AT	Region	England
% of FP17s for the same patient ID Re-attending within 3 months - Children	98	1,446	6.8%	10.1%	11.6%	11.9%
% of FP17s for the same patient ID Re-attending within 3 months - Adults	686	4,313	15.9%	13.5%	15.4%	16.0%
% of FP17s for the same patient ID Re-attending between 3 & 9 months - Children	870	1,446	60.2%	59.8%	59.4%	58.3%
% of FP17s for the same patient ID Re-attending between 3 & 9 months - Adults	1,871	4,313	43.4%	54.2%	51.3%	50.3%
% of FP17s for Band 1 Urgent Courses	479	5,467	8.8%	7.2%	8.0%	9.1%
% of FP17s Relating to Free Repair or Replacements	187	5,467	3.4%	0.9%	0.8%	0.8%
% of FP17s Relating to Continuations	56	5,467	1.0%	1.2%	1.0%	1.0%
% of Patients satisfied with the dentistry they have received	11	11	100.0%	91.0%	91.7%	91.5%
% of Patients satisfied with the time they had to wait for an appointment	10	11	90.9%	89.4%	88.3%	87.9%

* This is based on patients treated on this contract for their most recent course of treatment. Figures in italics indicate the base number of FP17s or Patient Questionnaire responses are less than 100. N/A is shown where the base number of responses is less than 10 during the period. % is calculated as Quantity/Base number*100

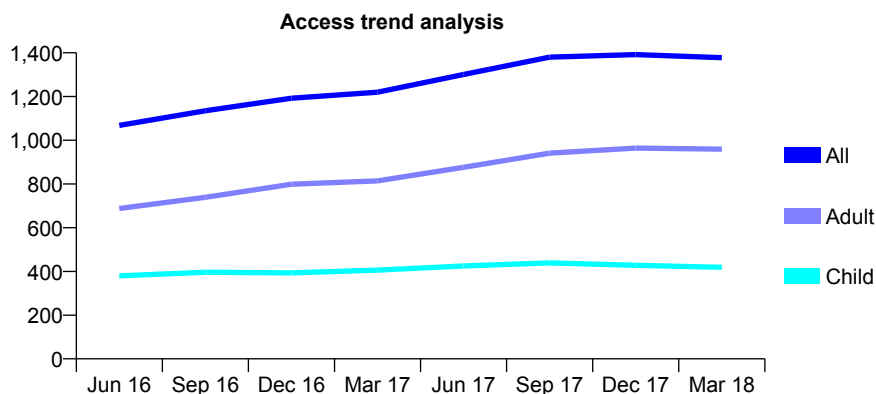
Q60 - Vital Signs At a Glance Contract Report for 353736/0001 - March 2018

Name or company name	MRS S SINGH
Contract type name	GDS Contract
Purpose of contract	General
Contract start date	05/05/2009
Contract end date	

17/18 Contracted general activity (UDA)	3,544
Carry forward general activity (UDA)	-21
17/18 Contracted orthodontic activity (UOA)	0
Carry forward orthodontic activity (UOA)	0
Baseline contract value	£81,686.03

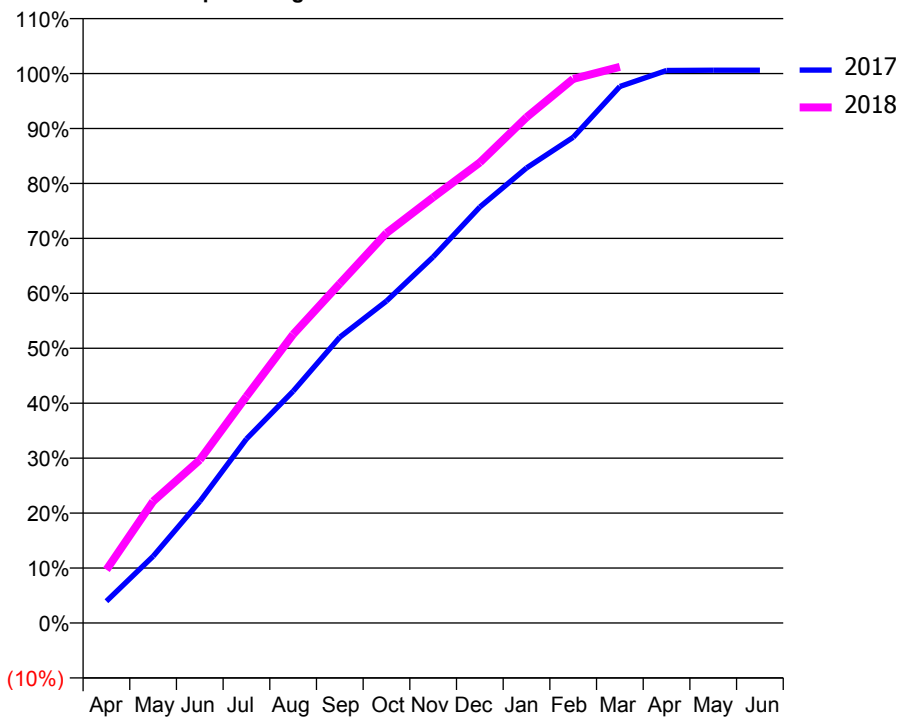
ACCESS*

Patients seen in 24 months	Total	Change since previous quarter
Quarter ending March 2017	1,220	
Quarter ending June 2017	1,301	↑
Quarter ending September 2017	1,380	↑
Quarter ending December 2017	1,392	→
Quarter ending March 2018	1,378	↓
Variance since March 2017	13.0%	↑



ACTIVITY

Cumulative percentage of contracted UDA delivered 2017 & 2018



Month	Adjusted Scheduled Activity (UDA)	
	2017	2018
April	141	344
May	431	785
June	784	1,052
July	1,187	1,462
August	1,495	1,862
September	1,843	2,190
October	2,076	2,515
November	2,361	2,746
December	2,683	2,970
January	2,935	3,262
February	3,133	3,509
March	3,460	3,587
April	3,564	
May	3,565	
June	3,565	

QUALITY

	Quantity	Base Number	Contract	AT	Region	England
% of FP17s for the same patient ID Re-attending within 3 months - Children	115	893	12.9%	10.1%	11.6%	11.9%
% of FP17s for the same patient ID Re-attending within 3 months - Adults	206	1,467	14.0%	13.5%	15.4%	16.0%
% of FP17s for the same patient ID Re-attending between 3 & 9 months - Children	586	893	65.6%	59.8%	59.4%	58.3%
% of FP17s for the same patient ID Re-attending between 3 & 9 months - Adults	860	1,467	58.6%	54.2%	51.3%	50.3%
% of FP17s for Band 1 Urgent Courses	85	2,299	3.7%	7.2%	8.0%	9.1%
% of FP17s Relating to Free Repair or Replacements	12	2,299	0.5%	0.9%	0.8%	0.8%
% of FP17s Relating to Continuations	9	2,299	0.4%	1.2%	1.0%	1.0%
% of Patients satisfied with the dentistry they have received	2	2	N/A	91.0%	91.7%	91.5%
% of Patients satisfied with the time they had to wait for an appointment	2	2	N/A	89.4%	88.3%	87.9%

* This is based on patients treated on this contract for their most recent course of treatment. Figures in italics indicate the base number of FP17s or Patient Questionnaire responses are less than 100. N/A is shown where the base number of responses is less than 10 during the period. % is calculated as Quantity/Base number*100

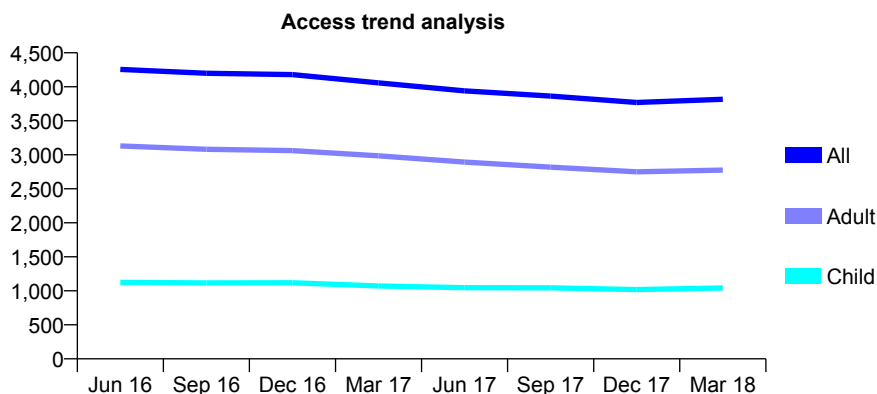
Q60 - Vital Signs At a Glance Contract Report for 359920/0002 - March 2018

Name or company name	MR TJ RATLABYANE
Contract type name	GDS Contract
Purpose of contract	General
Contract start date	01/12/2006
Contract end date	

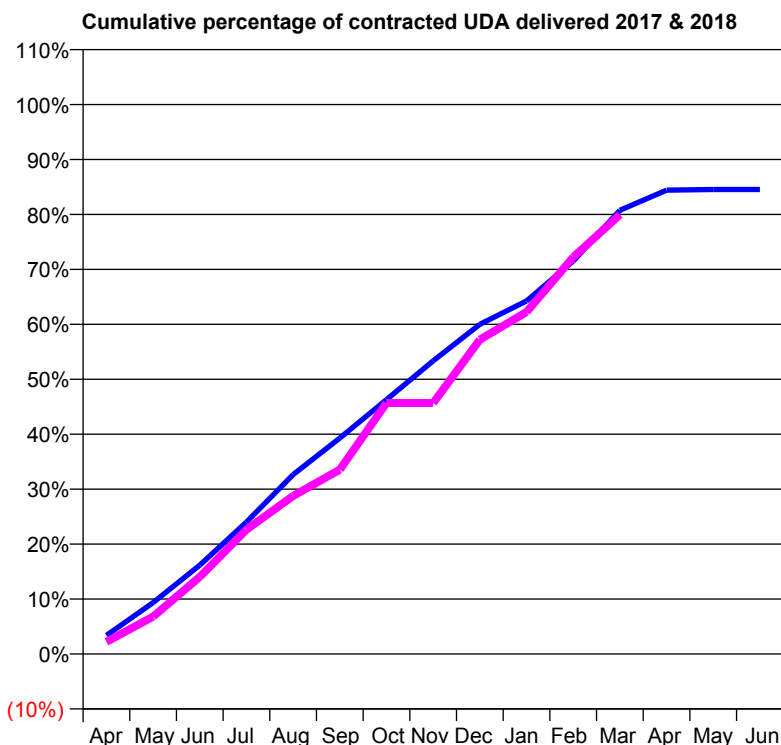
17/18 Contracted general activity (UDA)	15,516
Carry forward general activity (UDA)	0
17/18 Contracted orthodontic activity (UOA)	0
Carry forward orthodontic activity (UOA)	0
Baseline contract value	£398,689.55

ACCESS*

Patients seen in 24 months	Total	Change since previous quarter
Quarter ending March 2017	4,057	
Quarter ending June 2017	3,940	↓
Quarter ending September 2017	3,864	↓
Quarter ending December 2017	3,769	↓
Quarter ending March 2018	3,817	→
Variance since March 2017	(5.9%)	↓



ACTIVITY



Month	Adjusted Scheduled Activity (UDA)	
	2017	2018
April	524	344
May	1,451	1,055
June	2,508	2,179
July	3,725	3,512
August	5,066	4,463
September	6,096	5,205
October	7,181	7,086
November	8,276	7,086
December	9,311	8,877
January	9,970	9,655
February	11,093	11,204
March	12,530	12,406
April	13,096	
May	13,116	
June	13,116	

QUALITY

	Quantity	Base Number	Contract	AT	Region	England
% of FP17s for the same patient ID Re-attending within 3 months - Children	94	1,340	7.0%	10.1%	11.6%	11.9%
% of FP17s for the same patient ID Re-attending within 3 months - Adults	527	3,713	14.2%	13.5%	15.4%	16.0%
% of FP17s for the same patient ID Re-attending between 3 & 9 months - Children	745	1,340	55.6%	59.8%	59.4%	58.3%
% of FP17s for the same patient ID Re-attending between 3 & 9 months - Adults	2,091	3,713	56.3%	54.2%	51.3%	50.3%
% of FP17s for Band 1 Urgent Courses	226	4,786	4.7%	7.2%	8.0%	9.1%
% of FP17s Relating to Free Repair or Replacements	73	4,786	1.5%	0.9%	0.8%	0.8%
% of FP17s Relating to Continuations	26	4,786	0.5%	1.2%	1.0%	1.0%
% of Patients satisfied with the dentistry they have received	7	7	N/A	91.0%	91.7%	91.5%
% of Patients satisfied with the time they had to wait for an appointment	6	7	N/A	89.4%	88.3%	87.9%

* This is based on patients treated on this contract for their most recent course of treatment. Figures in italics indicate the base number of FP17s or Patient Questionnaire responses are less than 100. N/A is shown where the base number of responses is less than 10 during the period. % is calculated as Quantity/Base number*100

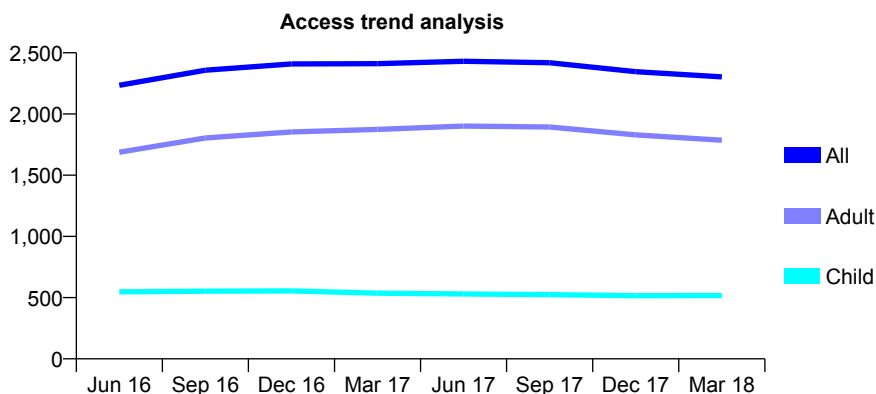
Q60 - Vital Signs At a Glance Contract Report for 361747/0001 - March 2018

Name or company name	MRS NK SUNNER
Contract type name	GDS Contract
Purpose of contract	General and Orthodontic
Contract start date	01/06/2015
Contract end date	

17/18 Contracted general activity (UDA)	6,987
Carry forward general activity (UDA)	20
17/18 Contracted orthodontic activity (UOA)	214
Carry forward orthodontic activity (UOA)	5
Baseline contract value	£186,499.47

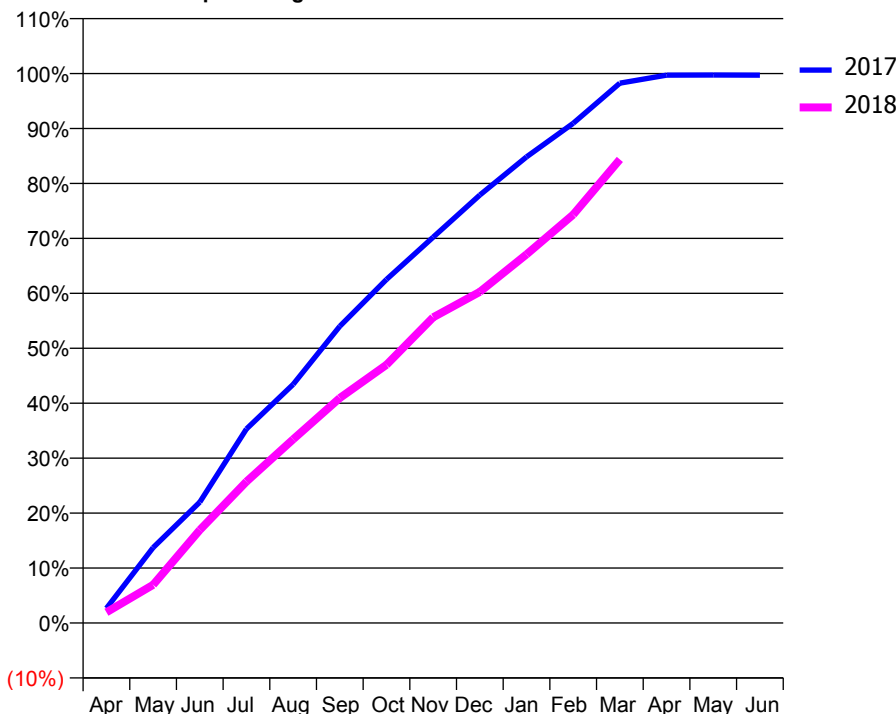
ACCESS*

Patients seen in 24 months	Total	Change since previous quarter
Quarter ending March 2017	2,411	
Quarter ending June 2017	2,431	→
Quarter ending September 2017	2,419	→
Quarter ending December 2017	2,346	↓
Quarter ending March 2018	2,303	↓
Variance since March 2017	(4.5%)	↓



ACTIVITY

Cumulative percentage of contracted UDA delivered 2017 & 2018



Adjusted Scheduled Activity (UDA)

Month	2017	2018
April	187	136
May	959	486
June	1,537	1,182
July	2,467	1,797
August	3,035	2,336
September	3,774	2,860
October	4,368	3,283
November	4,906	3,888
December	5,441	4,211
January	5,926	4,687
February	6,354	5,193
March	6,864	5,895
April	6,966	
May	6,967	
June	6,967	

QUALITY

	Quantity	Base Number	Contract	AT	Region	England
% of FP17s for the same patient ID Re-attending within 3 months - Children	55	948	5.8%	10.1%	11.6%	11.9%
% of FP17s for the same patient ID Re-attending within 3 months - Adults	421	2,713	15.5%	13.5%	15.4%	16.0%
% of FP17s for the same patient ID Re-attending between 3 & 9 months - Children	624	948	65.8%	59.8%	59.4%	58.3%
% of FP17s for the same patient ID Re-attending between 3 & 9 months - Adults	1,619	2,713	59.7%	54.2%	51.3%	50.3%
% of FP17s for Band 1 Urgent Courses	215	3,551	6.1%	7.2%	8.0%	9.1%
% of FP17s Relating to Free Repair or Replacements	44	3,551	1.2%	0.9%	0.8%	0.8%
% of FP17s Relating to Continuations	30	3,551	0.8%	1.2%	1.0%	1.0%
% of Patients satisfied with the dentistry they have received	7	8	N/A	91.0%	91.7%	91.5%
% of Patients satisfied with the time they had to wait for an appointment	7	8	N/A	89.4%	88.3%	87.9%

* This is based on patients treated on this contract for their most recent course of treatment. Figures in italics indicate the base number of FP17s or Patient Questionnaire responses are less than 100. N/A is shown where the base number of responses is less than 10 during the period. % is calculated as Quantity/Base number*100

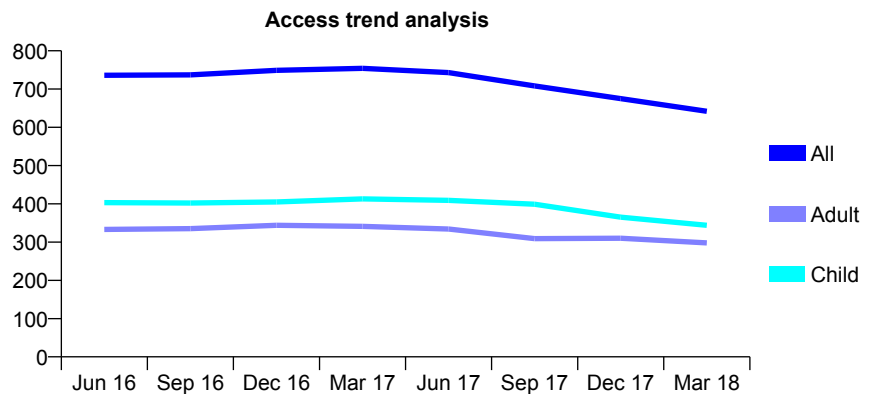
Q60 - Vital Signs At a Glance Contract Report for 532312/0001 - March 2018

Name or company name	MR GG WU
Contract type name	GDS Contract
Purpose of contract	General
Contract start date	01/08/2013
Contract end date	

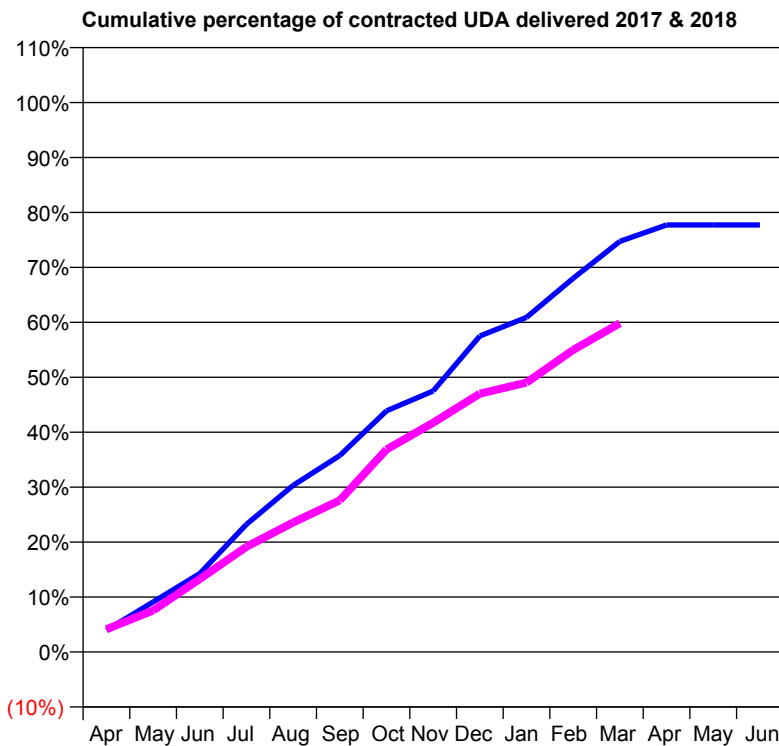
17/18 Contracted general activity (UDA)	2,326
Carry forward general activity (UDA)	0
17/18 Contracted orthodontic activity (UOA)	0
Carry forward orthodontic activity (UOA)	0
Baseline contract value	£52,690.80

ACCESS*

Patients seen in 24 months	Total	Change since previous quarter
Quarter ending March 2017	754	
Quarter ending June 2017	743	↓
Quarter ending September 2017	708	↓
Quarter ending December 2017	675	↓
Quarter ending March 2018	642	↓
Variance since March 2017	(14.9%)	↓



ACTIVITY



Month	Adjusted Scheduled Activity (UDA)	
	2017	2018
April	92	96
May	212	176
June	332	309
July	540	446
August	705	548
September	832	642
October	1,021	857
November	1,105	970
December	1,337	1,094
January	1,417	1,141
February	1,582	1,279
March	1,738	1,391
April	1,807	
May	1,807	
June	1,807	

QUALITY

	Quantity	Base Number	Contract	AT	Region	England
% of FP17s for the same patient ID Re-attending within 3 months - Children	14	517	2.7%	10.1%	11.6%	11.9%
% of FP17s for the same patient ID Re-attending within 3 months - Adults	36	391	9.2%	13.5%	15.4%	16.0%
% of FP17s for the same patient ID Re-attending between 3 & 9 months - Children	375	517	72.5%	59.8%	59.4%	58.3%
% of FP17s for the same patient ID Re-attending between 3 & 9 months - Adults	293	391	74.9%	54.2%	51.3%	50.3%
% of FP17s for Band 1 Urgent Courses	27	862	3.1%	7.2%	8.0%	9.1%
% of FP17s Relating to Free Repair or Replacements	2	862	0.2%	0.9%	0.8%	0.8%
% of FP17s Relating to Continuations	3	862	0.3%	1.2%	1.0%	1.0%
% of Patients satisfied with the dentistry they have received	1	1	N/A	91.0%	91.7%	91.5%
% of Patients satisfied with the time they had to wait for an appointment	0	1	N/A	89.4%	88.3%	87.9%

* This is based on patients treated on this contract for their most recent course of treatment. Figures in italics indicate the base number of FP17s or Patient Questionnaire responses are less than 100. N/A is shown where the base number of responses is less than 10 during the period. % is calculated as Quantity/Base number*100

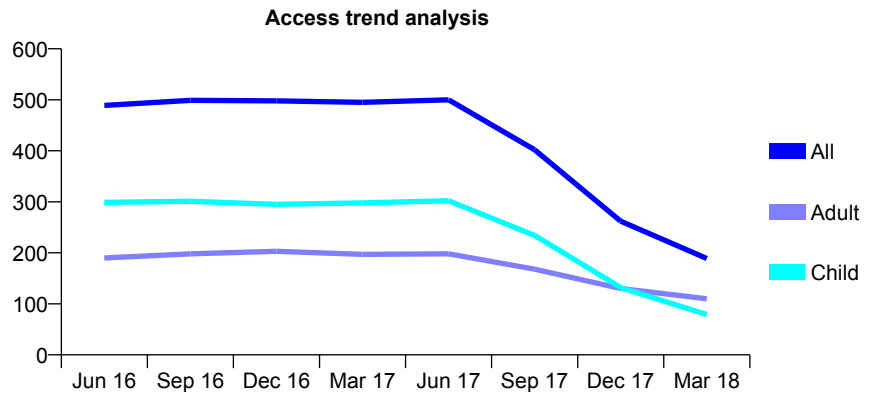
Q60 - Vital Signs At a Glance Contract Report for 566888/0003 - March 2018

Name or company name	MR RE LIVER
Contract type name	GDS Contract
Purpose of contract	General and Orthodontic
Contract start date	21/09/2009
Contract end date	31/07/2017

17/18 Contracted general activity (UDA)	411
Carry forward general activity (UDA)	0
17/18 Contracted orthodontic activity (UOA)	78
Carry forward orthodontic activity (UOA)	0
Baseline contract value	£16,136.06

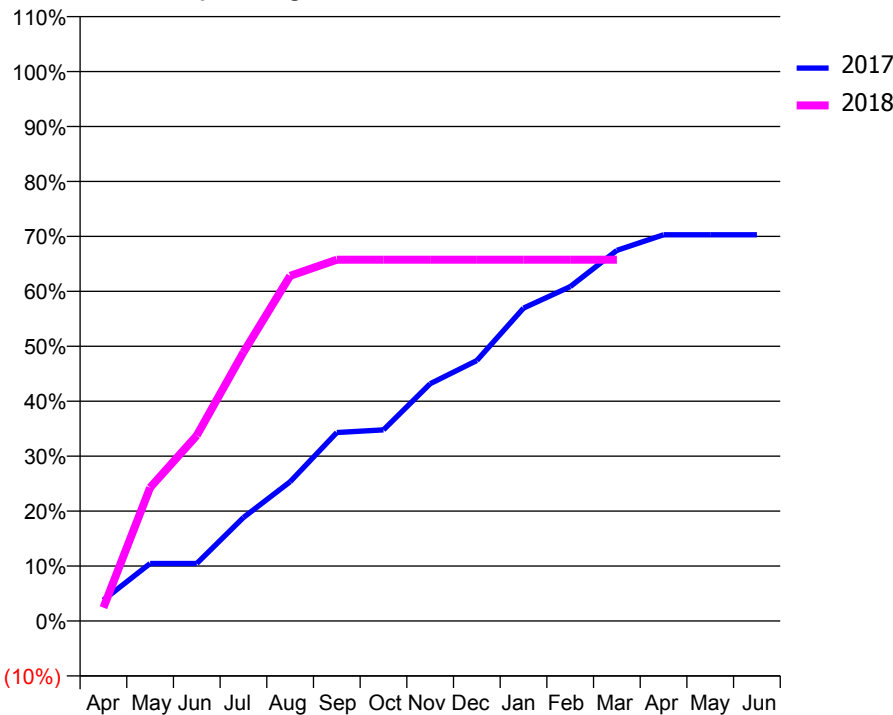
ACCESS*

Patients seen in 24 months	Total	Change since previous quarter
Quarter ending March 2017	495	
Quarter ending June 2017	500	→
Quarter ending September 2017	402	↓
Quarter ending December 2017	262	↓
Quarter ending March 2018	189	↓
Variance since March 2017	(61.8%)	↓



ACTIVITY

Cumulative percentage of contracted UDA delivered 2017 & 2018



Month	Adjusted Scheduled Activity (UDA)	
	2017	2018
April	47	10
May	129	100
June	129	139
July	232	201
August	313	258
September	423	270
October	429	270
November	532	270
December	584	270
January	702	270
February	750	270
March	832	270
April	867	
May	867	
June	867	

QUALITY

	Quantity	Base Number	Contract	AT	Region	England
% of FP17s for the same patient ID Re-attending within 3 months - Children	24	159	15.1%	10.1%	11.6%	11.9%
% of FP17s for the same patient ID Re-attending within 3 months - Adults	3	51	5.9%	13.5%	15.4%	16.0%
% of FP17s for the same patient ID Re-attending between 3 & 9 months - Children	72	159	45.3%	59.8%	59.4%	58.3%
% of FP17s for the same patient ID Re-attending between 3 & 9 months - Adults	7	51	13.7%	54.2%	51.3%	50.3%
% of FP17s for Band 1 Urgent Courses	6	183	3.3%	7.2%	8.0%	9.1%
% of FP17s Relating to Free Repair or Replacements	0	183	0.0%	0.9%	0.8%	0.8%
% of FP17s Relating to Continuations	0	183	0.0%	1.2%	1.0%	1.0%
% of Patients satisfied with the dentistry they have received	0	0	N/A	91.0%	91.7%	91.5%
% of Patients satisfied with the time they had to wait for an appointment	0	0	N/A	89.4%	88.3%	87.9%

* This is based on patients treated on this contract for their most recent course of treatment. Figures in italics indicate the base number of FP17s or Patient Questionnaire responses are less than 100. N/A is shown where the base number of responses is less than 10 during the period. % is calculated as Quantity/Base number*100

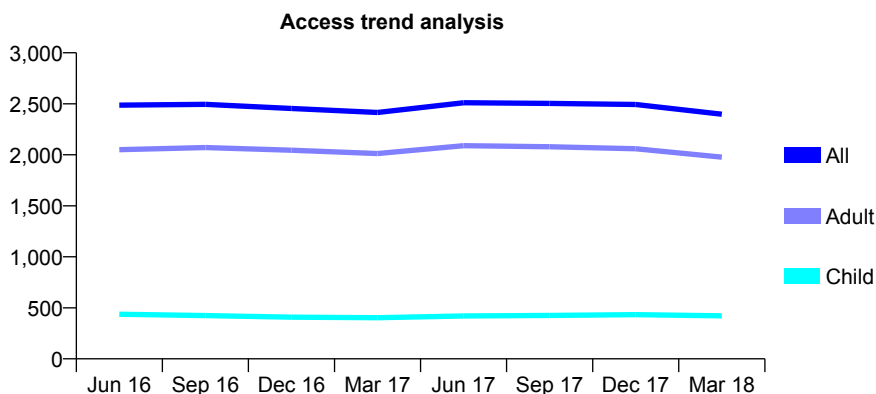
Q60 - Vital Signs At a Glance Contract Report for 567477/0001 - March 2018

Name or company name	Z Raza Dental Surgeon
Contract type name	GDS Contract
Purpose of contract	General
Contract start date	01/04/2006
Contract end date	

17/18 Contracted general activity (UDA)	8,500
Carry forward general activity (UDA)	116
17/18 Contracted orthodontic activity (UOA)	0
Carry forward orthodontic activity (UOA)	0
Baseline contract value	£187,532.28

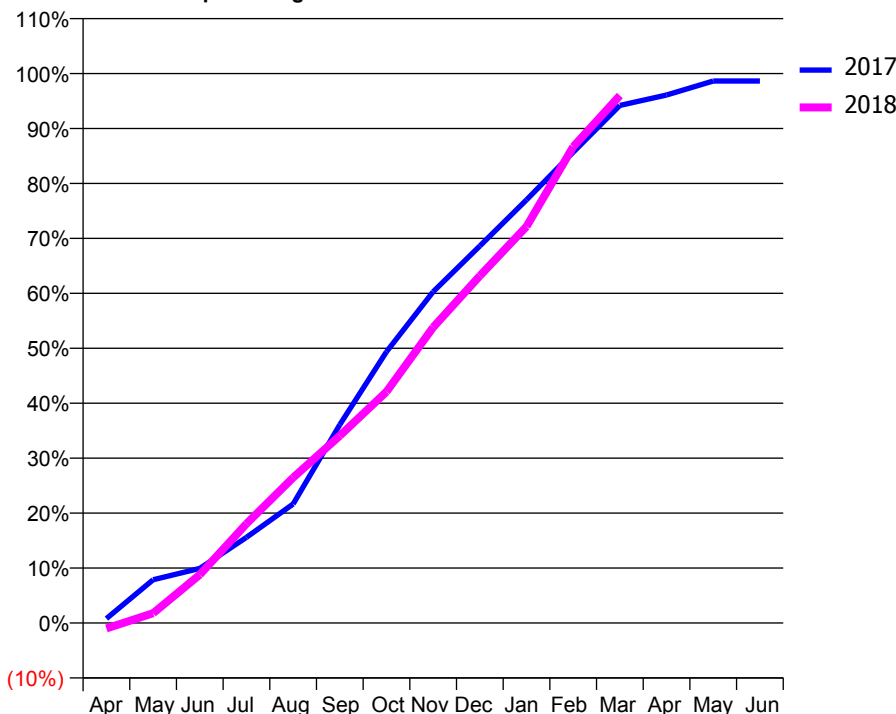
ACCESS*

Patients seen in 24 months	Total	Change since previous quarter
Quarter ending March 2017	2,415	
Quarter ending June 2017	2,510	↑
Quarter ending September 2017	2,504	→
Quarter ending December 2017	2,493	→
Quarter ending March 2018	2,398	↓
Variance since March 2017	(0.7%)	→



ACTIVITY

Cumulative percentage of contracted UDA delivered 2017 & 2018



Month	Adjusted Scheduled Activity (UDA)	
	2017	2018
April	68	-86
May	669	152
June	845	749
July	1,325	1,535
August	1,840	2,249
September	3,068	2,898
October	4,197	3,577
November	5,125	4,575
December	5,832	5,370
January	6,547	6,134
February	7,282	7,366
March	8,007	8,158
April	8,168	
May	8,384	
June	8,384	

QUALITY

	Quantity	Base Number	Contract	AT	Region	England
% of FP17s for the same patient ID Re-attending within 3 months - Children	13	437	3.0%	10.1%	11.6%	11.9%
% of FP17s for the same patient ID Re-attending within 3 months - Adults	415	2,437	17.0%	13.5%	15.4%	16.0%
% of FP17s for the same patient ID Re-attending between 3 & 9 months - Children	111	437	25.4%	59.8%	59.4%	58.3%
% of FP17s for the same patient ID Re-attending between 3 & 9 months - Adults	810	2,437	33.2%	54.2%	51.3%	50.3%
% of FP17s for Band 1 Urgent Courses	137	2,764	5.0%	7.2%	8.0%	9.1%
% of FP17s Relating to Free Repair or Replacements	126	2,764	4.6%	0.9%	0.8%	0.8%
% of FP17s Relating to Continuations	23	2,764	0.8%	1.2%	1.0%	1.0%
% of Patients satisfied with the dentistry they have received	7	7	N/A	91.0%	91.7%	91.5%
% of Patients satisfied with the time they had to wait for an appointment	6	7	N/A	89.4%	88.3%	87.9%

* This is based on patients treated on this contract for their most recent course of treatment. Figures in italics indicate the base number of FP17s or Patient Questionnaire responses are less than 100. N/A is shown where the base number of responses is less than 10 during the period. % is calculated as Quantity/Base number*100

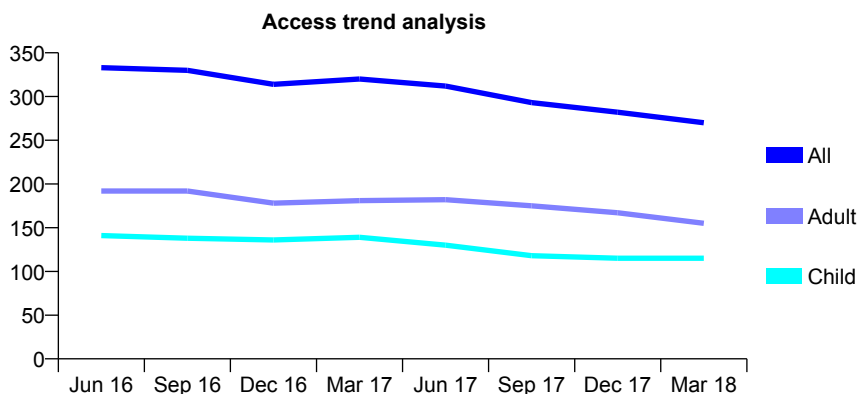
Q60 - Vital Signs At a Glance Contract Report for 571504/0001 - March 2018

Name or company name	MR IG HUTCHINGS
Contract type name	GDS Contract
Purpose of contract	General
Contract start date	01/04/2006
Contract end date	

17/18 Contracted general activity (UDA)	600
Carry forward general activity (UDA)	0
17/18 Contracted orthodontic activity (UOA)	0
Carry forward orthodontic activity (UOA)	0
Baseline contract value	£12,704.22

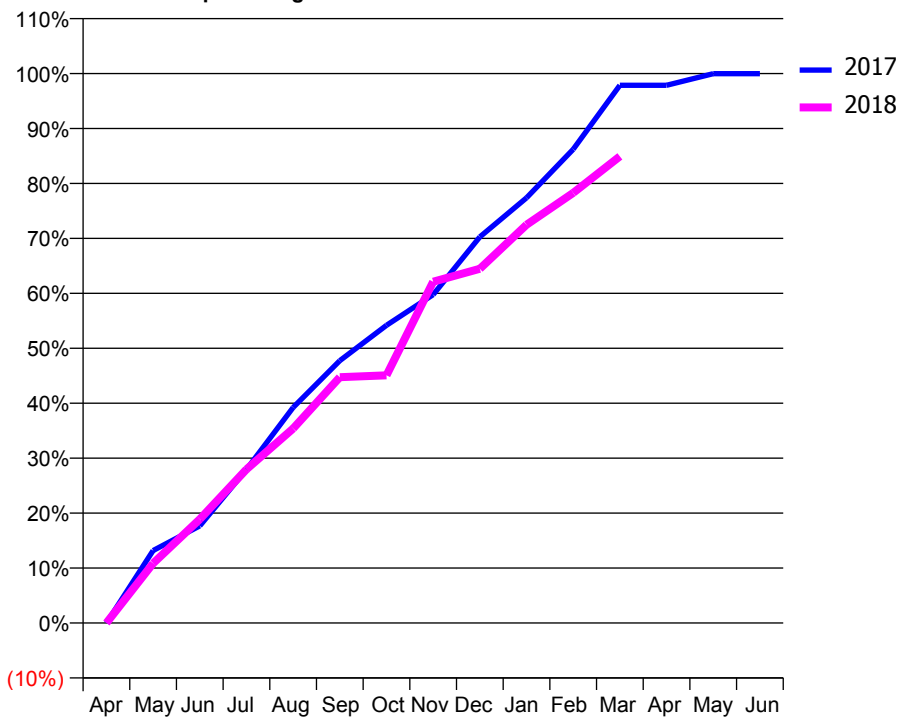
ACCESS*

Patients seen in 24 months	Total	Change since previous quarter
Quarter ending March 2017	320	
Quarter ending June 2017	312	↓
Quarter ending September 2017	293	↓
Quarter ending December 2017	282	↓
Quarter ending March 2018	270	↓
Variance since March 2017	(15.6%)	↓



ACTIVITY

Cumulative percentage of contracted UDA delivered 2017 & 2018



Month	Adjusted Scheduled Activity (UDA)	
	2017	2018
April	0	0
May	79	65
June	106	113
July	168	168
August	235	212
September	286	268
October	325	270
November	359	373
December	422	387
January	464	435
February	517	470
March	587	510
April	587	
May	600	
June	600	

QUALITY

	Quantity	Base Number	Contract	AT	Region	England
% of FP17s for the same patient ID Re-attending within 3 months - Children	11	191	5.8%	10.1%	11.6%	11.9%
% of FP17s for the same patient ID Re-attending within 3 months - Adults	28	171	16.4%	13.5%	15.4%	16.0%
% of FP17s for the same patient ID Re-attending between 3 & 9 months - Children	115	191	60.2%	59.8%	59.4%	58.3%
% of FP17s for the same patient ID Re-attending between 3 & 9 months - Adults	93	171	54.4%	54.2%	51.3%	50.3%
% of FP17s for Band 1 Urgent Courses	48	348	13.8%	7.2%	8.0%	9.1%
% of FP17s Relating to Free Repair or Replacements	0	348	0.0%	0.9%	0.8%	0.8%
% of FP17s Relating to Continuations	0	348	0.0%	1.2%	1.0%	1.0%
% of Patients satisfied with the dentistry they have received	1	1	N/A	91.0%	91.7%	91.5%
% of Patients satisfied with the time they had to wait for an appointment	1	1	N/A	89.4%	88.3%	87.9%

* This is based on patients treated on this contract for their most recent course of treatment. Figures in italics indicate the base number of FP17s or Patient Questionnaire responses are less than 100. N/A is shown where the base number of responses is less than 10 during the period. % is calculated as Quantity/Base number*100

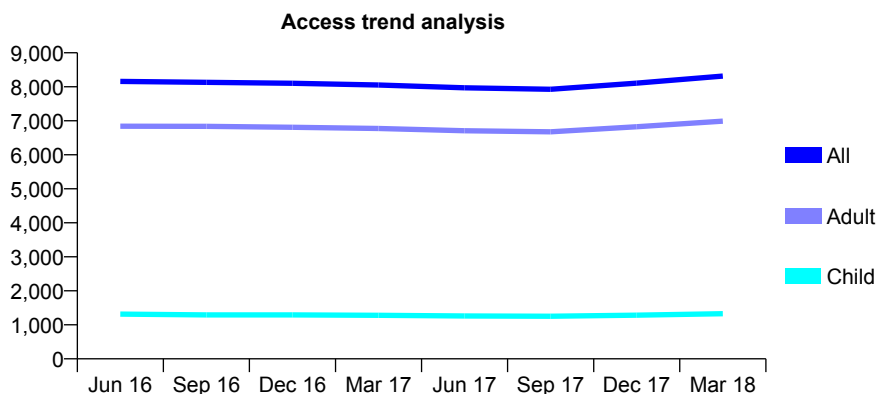
Q60 - Vital Signs At a Glance Contract Report for 572187/0002 - March 2018

Name or company name	MR PJ PHILLIPS
Contract type name	GDS Contract
Purpose of contract	General
Contract start date	01/05/2013
Contract end date	

17/18 Contracted general activity (UDA)	25,619
Carry forward general activity (UDA)	535
17/18 Contracted orthodontic activity (UOA)	0
Carry forward orthodontic activity (UOA)	0
Baseline contract value	£620,437.06

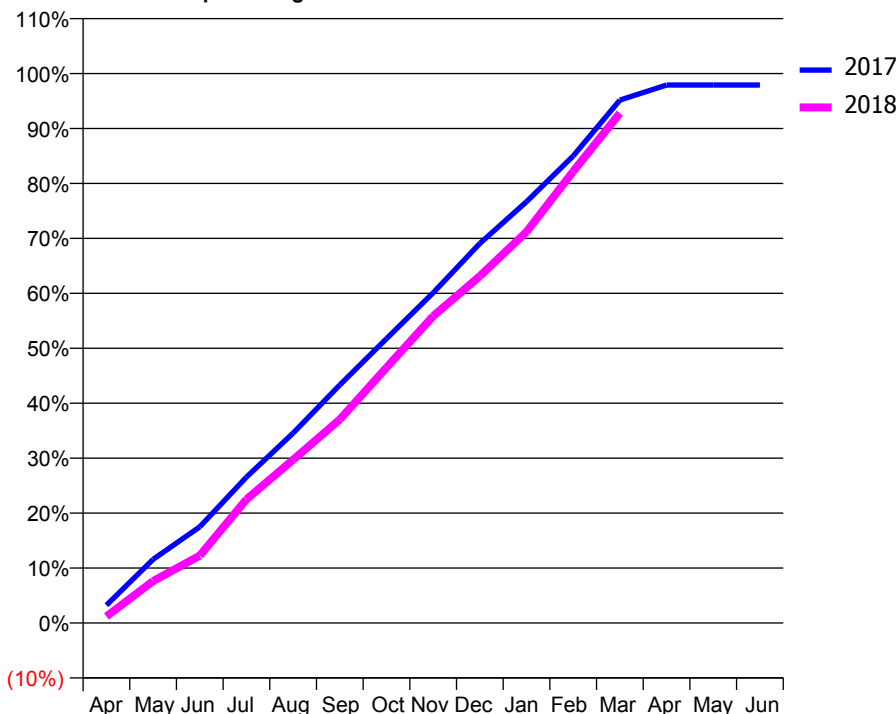
ACCESS*

Patients seen in 24 months	Total	Change since previous quarter
Quarter ending March 2017	8,052	
Quarter ending June 2017	7,971	↓
Quarter ending September 2017	7,929	→
Quarter ending December 2017	8,108	↑
Quarter ending March 2018	8,317	↑
Variance since March 2017	3.3%	↑



ACTIVITY

Cumulative percentage of contracted UDA delivered 2017 & 2018



Month	Adjusted Scheduled Activity (UDA)	
	2017	2018
April	832	308
May	2,970	1,953
June	4,483	3,140
July	6,807	5,765
August	8,857	7,613
September	11,100	9,490
October	13,257	11,907
November	15,396	14,310
December	17,697	16,176
January	19,645	18,239
February	21,777	21,055
March	24,381	23,770
April	25,081	
May	25,084	
June	25,084	

QUALITY

	Quantity	Base Number	Contract	AT	Region	England
% of FP17s for the same patient ID Re-attending within 3 months - Children	216	3,231	6.7%	10.1%	11.6%	11.9%
% of FP17s for the same patient ID Re-attending within 3 months - Adults	1,669	12,516	13.3%	13.5%	15.4%	16.0%
% of FP17s for the same patient ID Re-attending between 3 & 9 months - Children	2,681	3,231	83.0%	59.8%	59.4%	58.3%
% of FP17s for the same patient ID Re-attending between 3 & 9 months - Adults	8,380	12,516	67.0%	54.2%	51.3%	50.3%
% of FP17s for Band 1 Urgent Courses	1,022	15,300	6.7%	7.2%	8.0%	9.1%
% of FP17s Relating to Free Repair or Replacements	174	15,300	1.1%	0.9%	0.8%	0.8%
% of FP17s Relating to Continuations	237	15,300	1.5%	1.2%	1.0%	1.0%
% of Patients satisfied with the dentistry they have received	18	18	100.0%	91.0%	91.7%	91.5%
% of Patients satisfied with the time they had to wait for an appointment	18	18	100.0%	89.4%	88.3%	87.9%

* This is based on patients treated on this contract for their most recent course of treatment. Figures in italics indicate the base number of FP17s or Patient Questionnaire responses are less than 100. N/A is shown where the base number of responses is less than 10 during the period. % is calculated as Quantity/Base number*100

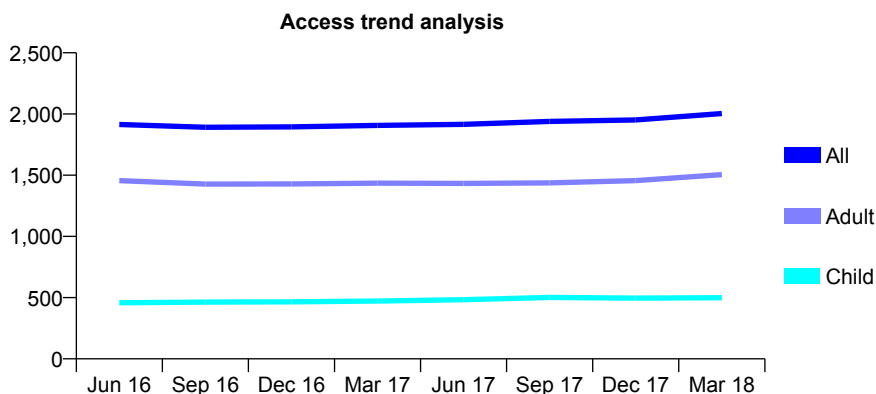
Q60 - Vital Signs At a Glance Contract Report for 574880/0001 - March 2018

Name or company name	MR MB WARAICH
Contract type name	GDS Contract
Purpose of contract	General and Orthodontic
Contract start date	01/04/2006
Contract end date	

17/18 Contracted general activity (UDA)	6,462
Carry forward general activity (UDA)	0
17/18 Contracted orthodontic activity (UOA)	1,462
Carry forward orthodontic activity (UOA)	271
Baseline contract value	£211,373.52

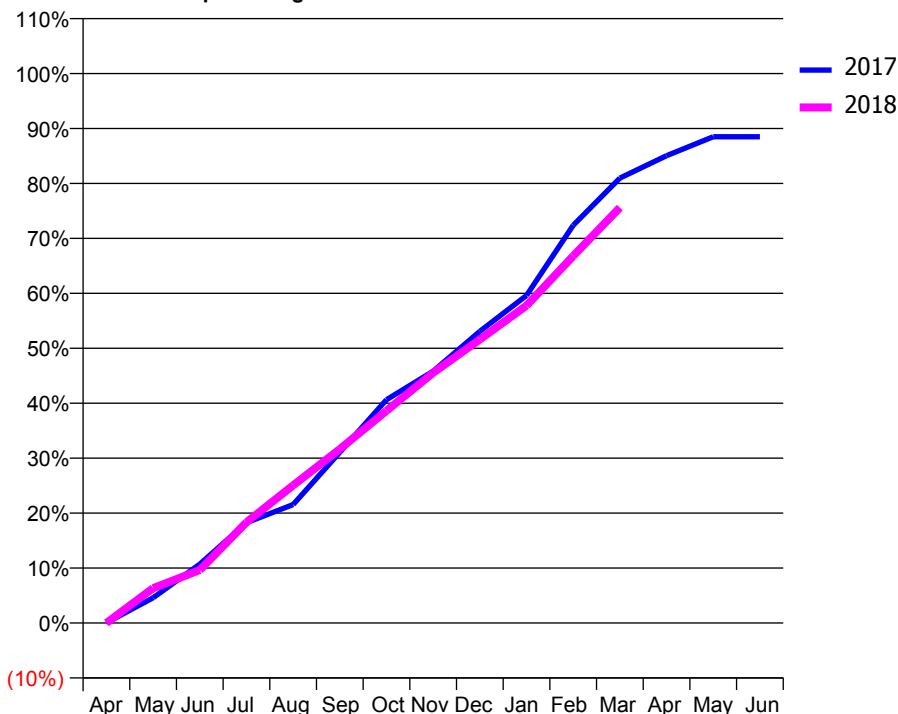
ACCESS*

Patients seen in 24 months	Total	Change since previous quarter
Quarter ending March 2017	1,907	
Quarter ending June 2017	1,916	→
Quarter ending September 2017	1,939	→
Quarter ending December 2017	1,952	→
Quarter ending March 2018	2,004	↑
Variance since March 2017	5.1%	↑



ACTIVITY

Cumulative percentage of contracted UDA delivered 2017 & 2018



Month	Adjusted Scheduled Activity (UDA)	
	2017	2018
April	3	0
May	298	411
June	692	624
July	1,180	1,185
August	1,394	1,618
September	2,008	2,045
October	2,626	2,496
November	2,961	2,943
December	3,430	3,334
January	3,853	3,733
February	4,677	4,317
March	5,232	4,886
April	5,496	
May	5,718	
June	5,718	

QUALITY

	Quantity	Base Number	Contract	AT	Region	England
% of FP17s for the same patient ID Re-attending within 3 months - Children	38	810	4.7%	10.1%	11.6%	11.9%
% of FP17s for the same patient ID Re-attending within 3 months - Adults	314	2,051	15.3%	13.5%	15.4%	16.0%
% of FP17s for the same patient ID Re-attending between 3 & 9 months - Children	324	810	40.0%	59.8%	59.4%	58.3%
% of FP17s for the same patient ID Re-attending between 3 & 9 months - Adults	1,202	2,051	58.6%	54.2%	51.3%	50.3%
% of FP17s for Band 1 Urgent Courses	132	2,370	5.6%	7.2%	8.0%	9.1%
% of FP17s Relating to Free Repair or Replacements	7	2,370	0.3%	0.9%	0.8%	0.8%
% of FP17s Relating to Continuations	9	2,370	0.4%	1.2%	1.0%	1.0%
% of Patients satisfied with the dentistry they have received	3	3	N/A	91.0%	91.7%	91.5%
% of Patients satisfied with the time they had to wait for an appointment	3	3	N/A	89.4%	88.3%	87.9%

* This is based on patients treated on this contract for their most recent course of treatment. Figures in italics indicate the base number of FP17s or Patient Questionnaire responses are less than 100. N/A is shown where the base number of responses is less than 10 during the period. % is calculated as Quantity/Base number*100

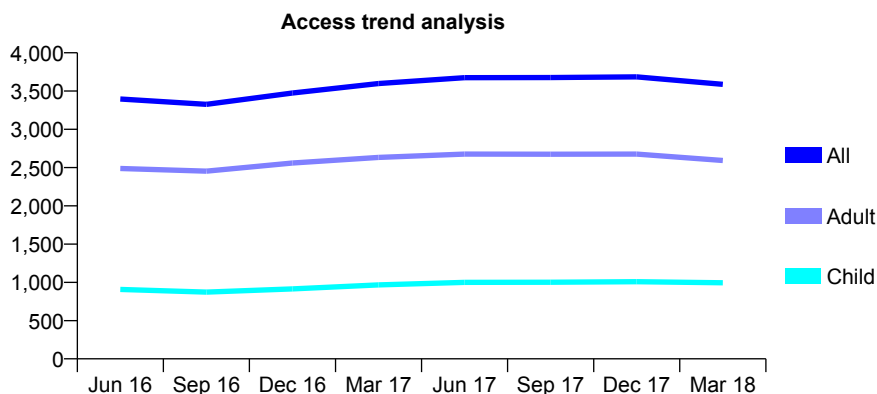
Q60 - Vital Signs At a Glance Contract Report for 575917/0001 - March 2018

Name or company name	Ambleside Dental Practice
Contract type name	GDS Contract
Purpose of contract	General
Contract start date	01/04/2006
Contract end date	

17/18 Contracted general activity (UDA)	12,067
Carry forward general activity (UDA)	-233
17/18 Contracted orthodontic activity (UOA)	0
Carry forward orthodontic activity (UOA)	0
Baseline contract value	£432,413.76

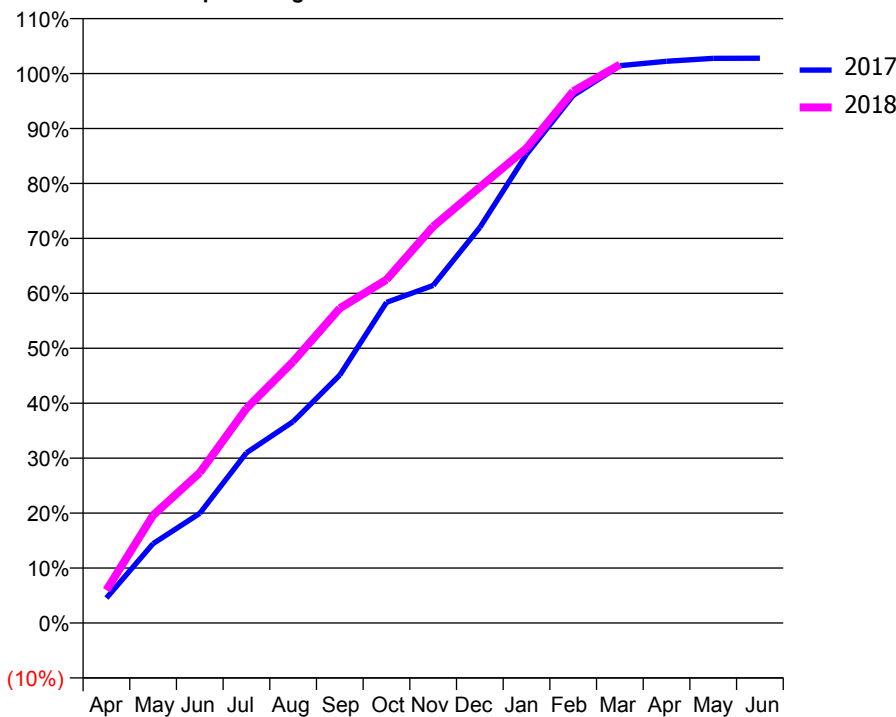
ACCESS*

Patients seen in 24 months	Total	Change since previous quarter
Quarter ending March 2017	3,598	
Quarter ending June 2017	3,675	↑
Quarter ending September 2017	3,676	→
Quarter ending December 2017	3,685	→
Quarter ending March 2018	3,587	↓
Variance since March 2017	(0.3%)	→



ACTIVITY

Cumulative percentage of contracted UDA delivered 2017 & 2018



Month	Adjusted Scheduled Activity (UDA)	
	2017	2018
April	528	721
May	1,681	2,367
June	2,321	3,303
July	3,602	4,713
August	4,261	5,741
September	5,246	6,912
October	6,785	7,539
November	7,142	8,708
December	8,370	9,570
January	9,917	10,428
February	11,165	11,675
March	11,795	12,262
April	11,887	
May	11,949	
June	11,951	

QUALITY

	Quantity	Base Number	Contract	AT	Region	England
% of FP17s for the same patient ID Re-attending within 3 months - Children	102	1,636	6.2%	10.1%	11.6%	11.9%
% of FP17s for the same patient ID Re-attending within 3 months - Adults	645	4,162	15.5%	13.5%	15.4%	16.0%
% of FP17s for the same patient ID Re-attending between 3 & 9 months - Children	1,010	1,636	61.7%	59.8%	59.4%	58.3%
% of FP17s for the same patient ID Re-attending between 3 & 9 months - Adults	2,305	4,162	55.4%	54.2%	51.3%	50.3%
% of FP17s for Band 1 Urgent Courses	363	5,706	6.4%	7.2%	8.0%	9.1%
% of FP17s Relating to Free Repair or Replacements	94	5,706	1.6%	0.9%	0.8%	0.8%
% of FP17s Relating to Continuations	47	5,706	0.8%	1.2%	1.0%	1.0%
% of Patients satisfied with the dentistry they have received	27	28	96.4%	91.0%	91.7%	91.5%
% of Patients satisfied with the time they had to wait for an appointment	24	28	85.7%	89.4%	88.3%	87.9%

* This is based on patients treated on this contract for their most recent course of treatment. Figures in italics indicate the base number of FP17s or Patient Questionnaire responses are less than 100. N/A is shown where the base number of responses is less than 10 during the period. % is calculated as Quantity/Base number*100

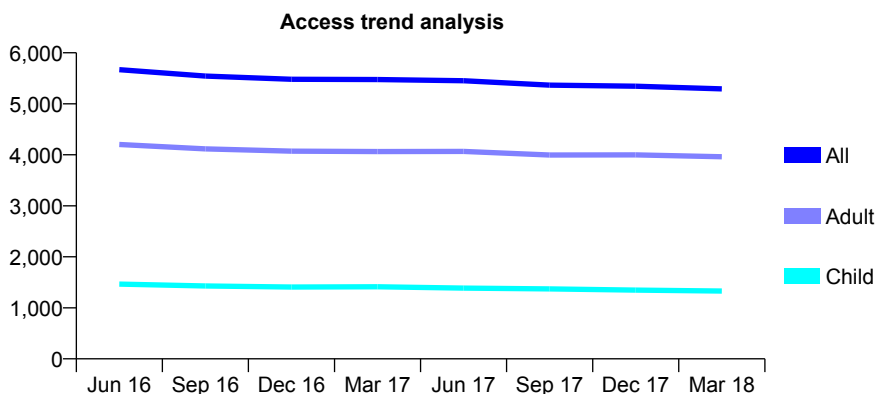
Q60 - Vital Signs At a Glance Contract Report for 577391/0001 - March 2018

Name or company name	MR KW MYERS
Contract type name	GDS Contract
Purpose of contract	General
Contract start date	01/04/2006
Contract end date	

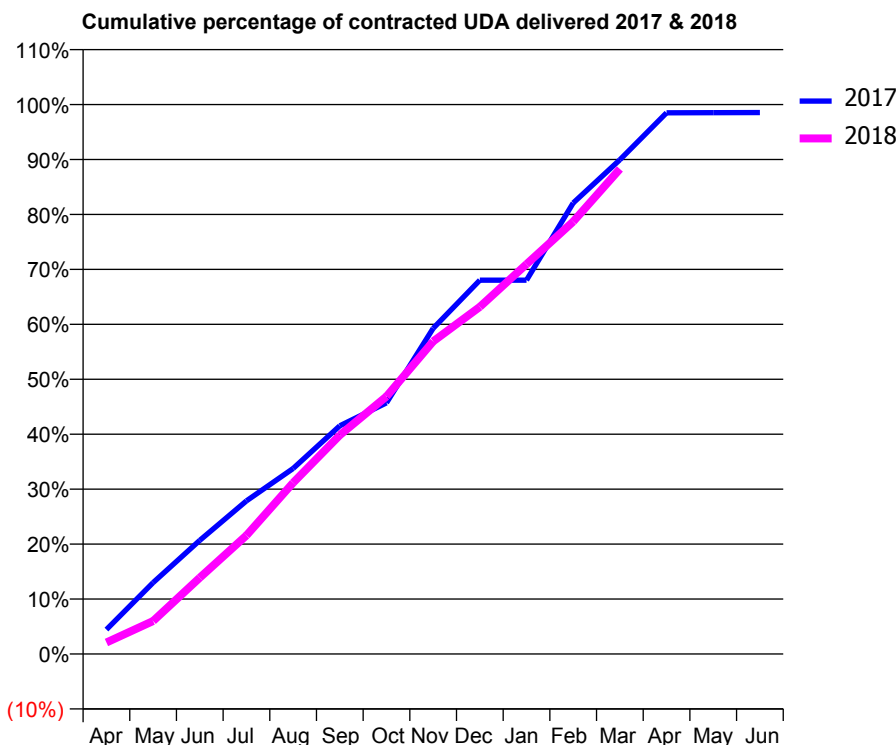
17/18 Contracted general activity (UDA)	14,335
Carry forward general activity (UDA)	210
17/18 Contracted orthodontic activity (UOA)	0
Carry forward orthodontic activity (UOA)	0
Baseline contract value	£402,196.64

ACCESS*

Patients seen in 24 months	Total	Change since previous quarter
Quarter ending March 2017	5,476	
Quarter ending June 2017	5,452	→
Quarter ending September 2017	5,366	↓
Quarter ending December 2017	5,345	→
Quarter ending March 2018	5,293	→
Variance since March 2017	(3.3%)	↓



ACTIVITY



Month	Adjusted Scheduled Activity (UDA)	
	2017	2018
April	639	302
May	1,862	862
June	2,965	1,992
July	3,994	3,095
August	4,842	4,468
September	5,954	5,710
October	6,552	6,721
November	8,496	8,155
December	9,754	9,056
January	9,754	10,171
February	11,768	11,280
March	12,893	12,653
April	14,119	
May	14,121	
June	14,125	

QUALITY

	Quantity	Base Number	Contract	AT	Region	England
% of FP17s for the same patient ID Re-attending within 3 months - Children	179	2,564	7.0%	10.1%	11.6%	11.9%
% of FP17s for the same patient ID Re-attending within 3 months - Adults	945	5,772	16.4%	13.5%	15.4%	16.0%
% of FP17s for the same patient ID Re-attending between 3 & 9 months - Children	1,961	2,564	76.5%	59.8%	59.4%	58.3%
% of FP17s for the same patient ID Re-attending between 3 & 9 months - Adults	2,161	5,772	37.4%	54.2%	51.3%	50.3%
% of FP17s for Band 1 Urgent Courses	516	7,722	6.7%	7.2%	8.0%	9.1%
% of FP17s Relating to Free Repair or Replacements	1	7,722	0.0%	0.9%	0.8%	0.8%
% of FP17s Relating to Continuations	233	7,722	3.0%	1.2%	1.0%	1.0%
% of Patients satisfied with the dentistry they have received	13	13	100.0%	91.0%	91.7%	91.5%
% of Patients satisfied with the time they had to wait for an appointment	10	13	76.9%	89.4%	88.3%	87.9%

* This is based on patients treated on this contract for their most recent course of treatment. Figures in italics indicate the base number of FP17s or Patient Questionnaire responses are less than 100. N/A is shown where the base number of responses is less than 10 during the period. % is calculated as Quantity/Base number*100

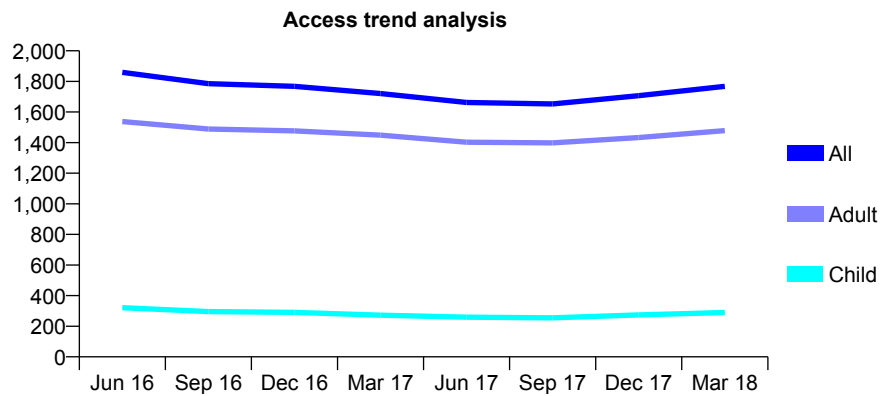
Q60 - Vital Signs At a Glance Contract Report for 604771/0001 - March 2018

Name or company name	MRS AK Chohan
Contract type name	GDS Contract
Purpose of contract	General
Contract start date	09/03/2013
Contract end date	

17/18 Contracted general activity (UDA)	7,664
Carry forward general activity (UDA)	0
17/18 Contracted orthodontic activity (UOA)	0
Carry forward orthodontic activity (UOA)	0
Baseline contract value	£170,296.92

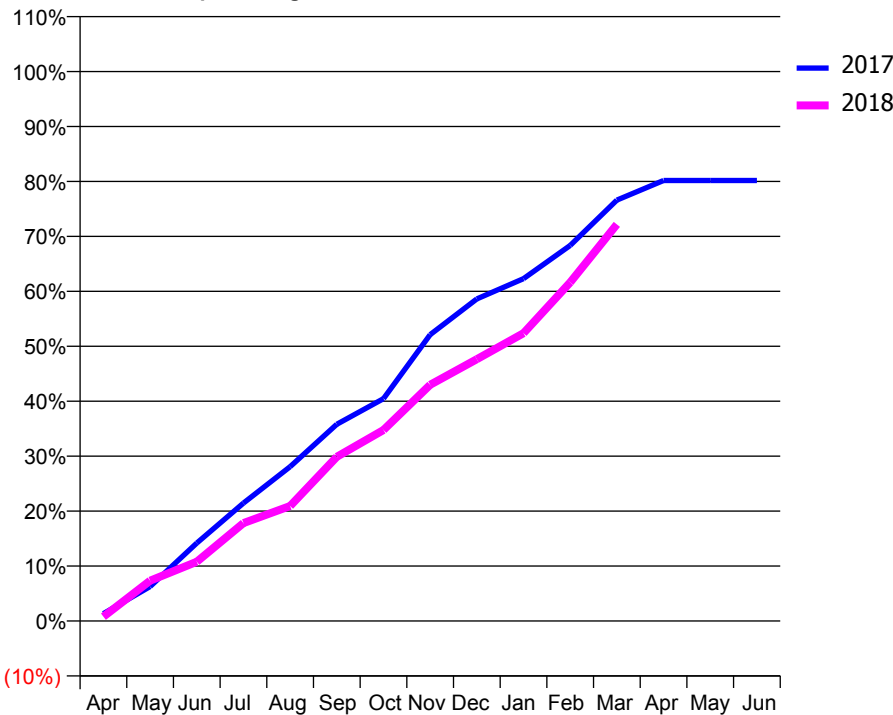
ACCESS*

Patients seen in 24 months	Total	Change since previous quarter
Quarter ending March 2017	1,721	
Quarter ending June 2017	1,662	↓
Quarter ending September 2017	1,653	→
Quarter ending December 2017	1,707	↑
Quarter ending March 2018	1,768	↑
Variance since March 2017	2.7%	↑



ACTIVITY

Cumulative percentage of contracted UDA delivered 2017 & 2018



Month	Adjusted Scheduled Activity (UDA)	
	2017	2018
April	102	60
May	481	562
June	1,086	827
July	1,645	1,365
August	2,154	1,604
September	2,744	2,291
October	3,101	2,665
November	3,993	3,295
December	4,492	3,653
January	4,776	4,014
February	5,239	4,724
March	5,871	5,533
April	6,143	
May	6,144	
June	6,144	

QUALITY

	Quantity	Base Number	Contract	AT	Region	England
% of FP17s for the same patient ID Re-attending within 3 months - Children	23	380	6.1%	10.1%	11.6%	11.9%
% of FP17s for the same patient ID Re-attending within 3 months - Adults	255	2,007	12.7%	13.5%	15.4%	16.0%
% of FP17s for the same patient ID Re-attending between 3 & 9 months - Children	173	380	45.5%	59.8%	59.4%	58.3%
% of FP17s for the same patient ID Re-attending between 3 & 9 months - Adults	1,043	2,007	52.0%	54.2%	51.3%	50.3%
% of FP17s for Band 1 Urgent Courses	133	2,281	5.8%	7.2%	8.0%	9.1%
% of FP17s Relating to Free Repair or Replacements	19	2,281	0.8%	0.9%	0.8%	0.8%
% of FP17s Relating to Continuations	27	2,281	1.2%	1.2%	1.0%	1.0%
% of Patients satisfied with the dentistry they have received	4	4	N/A	91.0%	91.7%	91.5%
% of Patients satisfied with the time they had to wait for an appointment	4	4	N/A	89.4%	88.3%	87.9%

* This is based on patients treated on this contract for their most recent course of treatment. Figures in italics indicate the base number of FP17s or Patient Questionnaire responses are less than 100. N/A is shown where the base number of responses is less than 10 during the period. % is calculated as Quantity/Base number*100

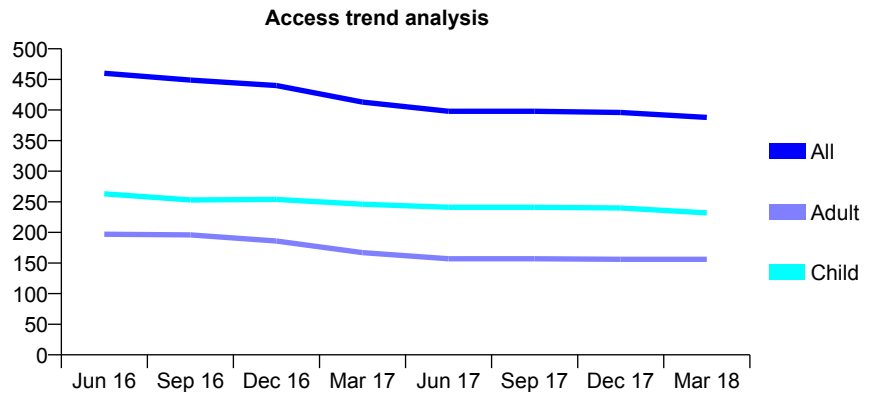
Q60 - Vital Signs At a Glance Contract Report for 623008/0002 - March 2018

Name or company name	MR H RAVAL
Contract type name	GDS Contract
Purpose of contract	General
Contract start date	12/02/2013
Contract end date	

17/18 Contracted general activity (UDA)	1,882
Carry forward general activity (UDA)	0
17/18 Contracted orthodontic activity (UOA)	0
Carry forward orthodontic activity (UOA)	0
Baseline contract value	£48,583.36

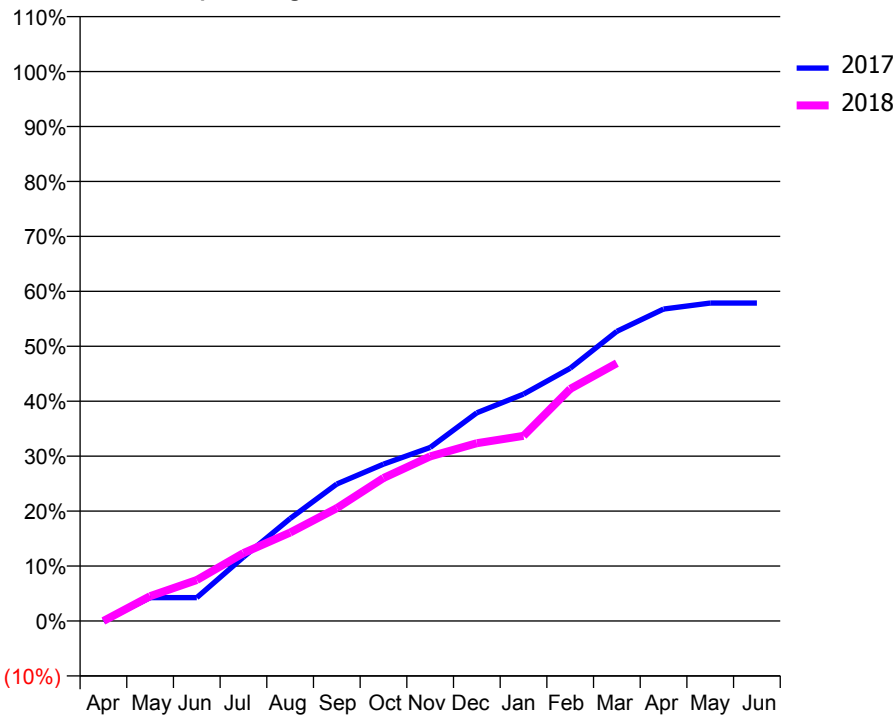
ACCESS*

Patients seen in 24 months	Total	Change since previous quarter
Quarter ending March 2017	413	
Quarter ending June 2017	398	↓
Quarter ending September 2017	398	→
Quarter ending December 2017	396	→
Quarter ending March 2018	388	↓
Variance since March 2017	(6.1%)	↓



ACTIVITY

Cumulative percentage of contracted UDA delivered 2017 & 2018



Month	Adjusted Scheduled Activity (UDA)	
	2017	2018
April	0	0
May	80	85
June	80	140
July	219	233
August	351	303
September	469	386
October	537	490
November	595	564
December	713	609
January	777	634
February	866	795
March	992	883
April	1,069	
May	1,089	
June	1,089	

QUALITY

	Quantity	Base Number	Contract	AT	Region	England
% of FP17s for the same patient ID Re-attending within 3 months - Children	126	518	24.3%	10.1%	11.6%	11.9%
% of FP17s for the same patient ID Re-attending within 3 months - Adults	58	215	27.0%	13.5%	15.4%	16.0%
% of FP17s for the same patient ID Re-attending between 3 & 9 months - Children	287	518	55.4%	59.8%	59.4%	58.3%
% of FP17s for the same patient ID Re-attending between 3 & 9 months - Adults	104	215	48.4%	54.2%	51.3%	50.3%
% of FP17s for Band 1 Urgent Courses	22	667	3.3%	7.2%	8.0%	9.1%
% of FP17s Relating to Free Repair or Replacements	0	667	0.0%	0.9%	0.8%	0.8%
% of FP17s Relating to Continuations	0	667	0.0%	1.2%	1.0%	1.0%
% of Patients satisfied with the dentistry they have received	1	1	N/A	91.0%	91.7%	91.5%
% of Patients satisfied with the time they had to wait for an appointment	1	1	N/A	89.4%	88.3%	87.9%

* This is based on patients treated on this contract for their most recent course of treatment. Figures in italics indicate the base number of FP17s or Patient Questionnaire responses are less than 100. N/A is shown where the base number of responses is less than 10 during the period. % is calculated as Quantity/Base number*100

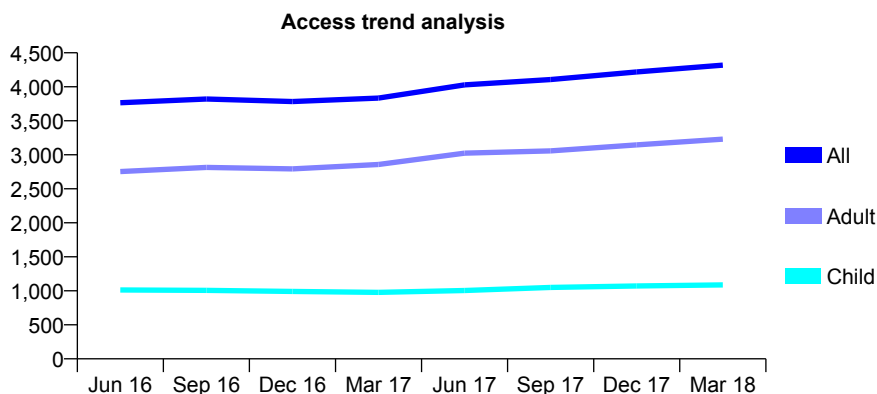
Q60 - Vital Signs At a Glance Contract Report for 623083/0002 - March 2018

Name or company name	Woodhouse Dental Practice
Contract type name	GDS Contract
Purpose of contract	General
Contract start date	05/08/2010
Contract end date	

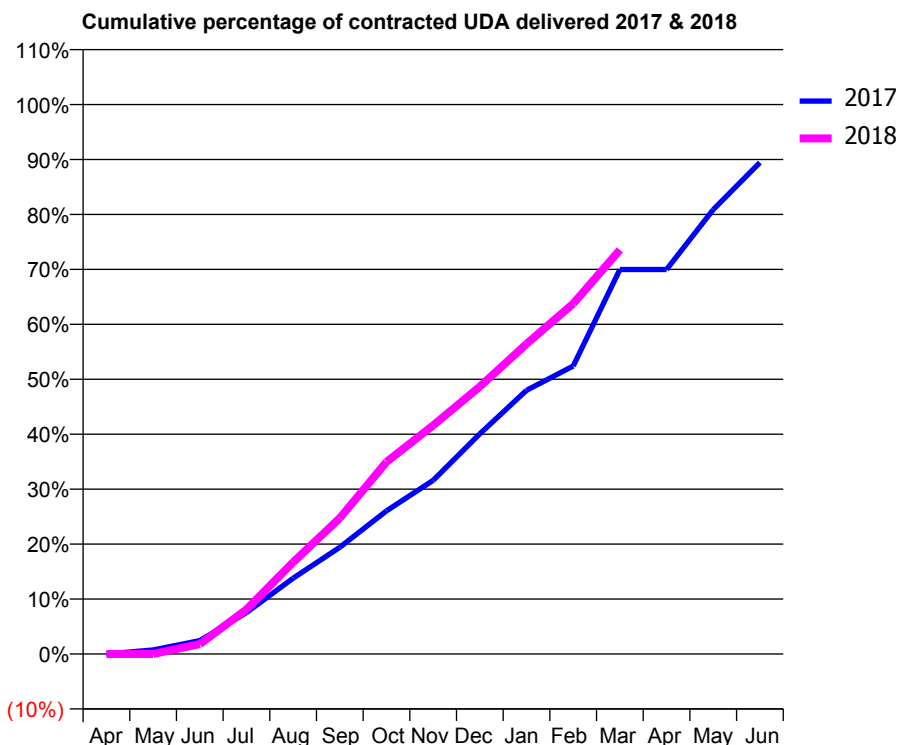
17/18 Contracted general activity (UDA)	13,902
Carry forward general activity (UDA)	0
17/18 Contracted orthodontic activity (UOA)	0
Carry forward orthodontic activity (UOA)	0
Baseline contract value	£382,655.54

ACCESS*

Patients seen in 24 months	Total	Change since previous quarter
Quarter ending March 2017	3,835	
Quarter ending June 2017	4,028	↑
Quarter ending September 2017	4,107	→
Quarter ending December 2017	4,218	↑
Quarter ending March 2018	4,319	↑
Variance since March 2017	12.6%	↑



ACTIVITY



Month	Adjusted Scheduled Activity (UDA)	
	2017	2018
April	1	0
May	102	0
June	339	250
July	1,047	1,128
August	1,917	2,322
September	2,699	3,438
October	3,623	4,861
November	4,393	5,785
December	5,570	6,764
January	6,673	7,844
February	7,285	8,863
March	9,728	10,223
April	9,728	
May	11,242	
June	12,432	

QUALITY

	Quantity	Base Number	Contract	AT	Region	England
% of FP17s for the same patient ID Re-attending within 3 months - Children	188	1,792	10.5%	10.1%	11.6%	11.9%
% of FP17s for the same patient ID Re-attending within 3 months - Adults	635	4,552	13.9%	13.5%	15.4%	16.0%
% of FP17s for the same patient ID Re-attending between 3 & 9 months - Children	1,149	1,792	64.1%	59.8%	59.4%	58.3%
% of FP17s for the same patient ID Re-attending between 3 & 9 months - Adults	2,795	4,552	61.4%	54.2%	51.3%	50.3%
% of FP17s for Band 1 Urgent Courses	272	5,270	5.2%	7.2%	8.0%	9.1%
% of FP17s Relating to Free Repair or Replacements	79	5,270	1.5%	0.9%	0.8%	0.8%
% of FP17s Relating to Continuations	65	5,270	1.2%	1.2%	1.0%	1.0%
% of Patients satisfied with the dentistry they have received	9	9	N/A	91.0%	91.7%	91.5%
% of Patients satisfied with the time they had to wait for an appointment	8	9	N/A	89.4%	88.3%	87.9%

* This is based on patients treated on this contract for their most recent course of treatment. Figures in italics indicate the base number of FP17s or Patient Questionnaire responses are less than 100. N/A is shown where the base number of responses is less than 10 during the period. % is calculated as Quantity/Base number*100

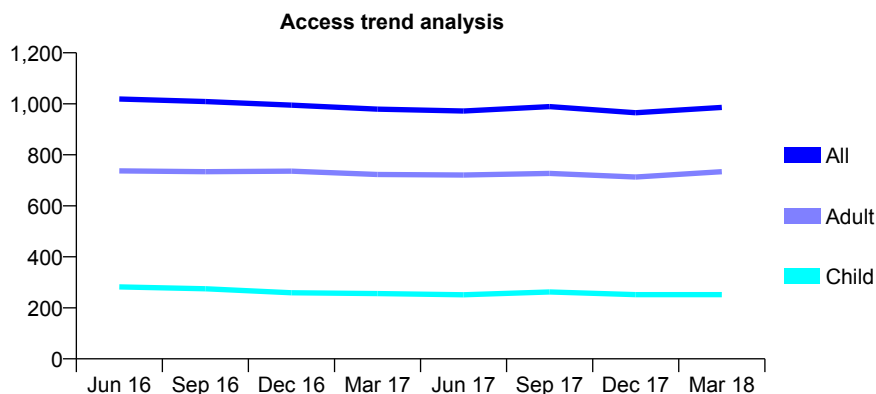
Q60 - Vital Signs At a Glance Contract Report for 634549/0001 - March 2018

Name or company name	MR JP HEALY
Contract type name	GDS Contract
Purpose of contract	General
Contract start date	01/04/2006
Contract end date	

17/18 Contracted general activity (UDA)	3,427
Carry forward general activity (UDA)	-40
17/18 Contracted orthodontic activity (UOA)	0
Carry forward orthodontic activity (UOA)	0
Baseline contract value	£83,520.06

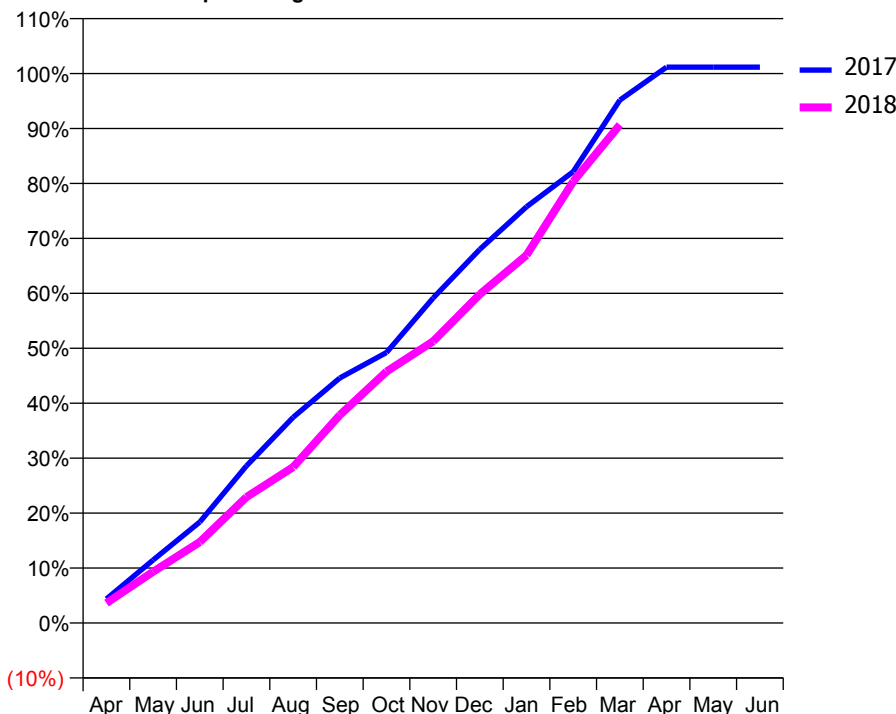
ACCESS*

Patients seen in 24 months	Total	Change since previous quarter
Quarter ending March 2017	979	
Quarter ending June 2017	972	→
Quarter ending September 2017	989	→
Quarter ending December 2017	965	↓
Quarter ending March 2018	986	↑
Variance since March 2017	0.7%	→



ACTIVITY

Cumulative percentage of contracted UDA delivered 2017 & 2018



Adjusted Scheduled Activity (UDA)

Month	2017	2018
April	150	125
May	393	320
June	630	505
July	980	785
August	1,283	973
September	1,528	1,297
October	1,687	1,568
November	2,027	1,757
December	2,331	2,050
January	2,596	2,294
February	2,815	2,753
March	3,261	3,107
April	3,467	
May	3,467	
June	3,467	

QUALITY

	Quantity	Base Number	Contract	AT	Region	England
% of FP17s for the same patient ID Re-attending within 3 months - Children	21	389	5.4%	10.1%	11.6%	11.9%
% of FP17s for the same patient ID Re-attending within 3 months - Adults	224	1,224	18.3%	13.5%	15.4%	16.0%
% of FP17s for the same patient ID Re-attending between 3 & 9 months - Children	258	389	66.3%	59.8%	59.4%	58.3%
% of FP17s for the same patient ID Re-attending between 3 & 9 months - Adults	768	1,224	62.7%	54.2%	51.3%	50.3%
% of FP17s for Band 1 Urgent Courses	55	1,551	3.5%	7.2%	8.0%	9.1%
% of FP17s Relating to Free Repair or Replacements	8	1,551	0.5%	0.9%	0.8%	0.8%
% of FP17s Relating to Continuations	36	1,551	2.3%	1.2%	1.0%	1.0%
% of Patients satisfied with the dentistry they have received	2	2	N/A	91.0%	91.7%	91.5%
% of Patients satisfied with the time they had to wait for an appointment	2	2	N/A	89.4%	88.3%	87.9%

* This is based on patients treated on this contract for their most recent course of treatment. Figures in italics indicate the base number of FP17s or Patient Questionnaire responses are less than 100. N/A is shown where the base number of responses is less than 10 during the period. % is calculated as Quantity/Base number*100

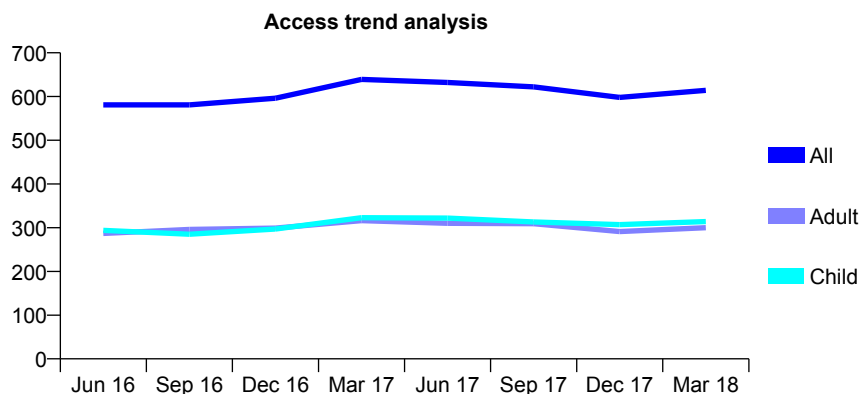
Q60 - Vital Signs At a Glance Contract Report for 643203/0001 - March 2018

Name or company name	MR GP MANZIE
Contract type name	GDS Contract
Purpose of contract	General and Orthodontic
Contract start date	01/04/2006
Contract end date	

17/18 Contracted general activity (UDA)	1,646
Carry forward general activity (UDA)	68
17/18 Contracted orthodontic activity (UOA)	513
Carry forward orthodontic activity (UOA)	-2
Baseline contract value	£81,615.78

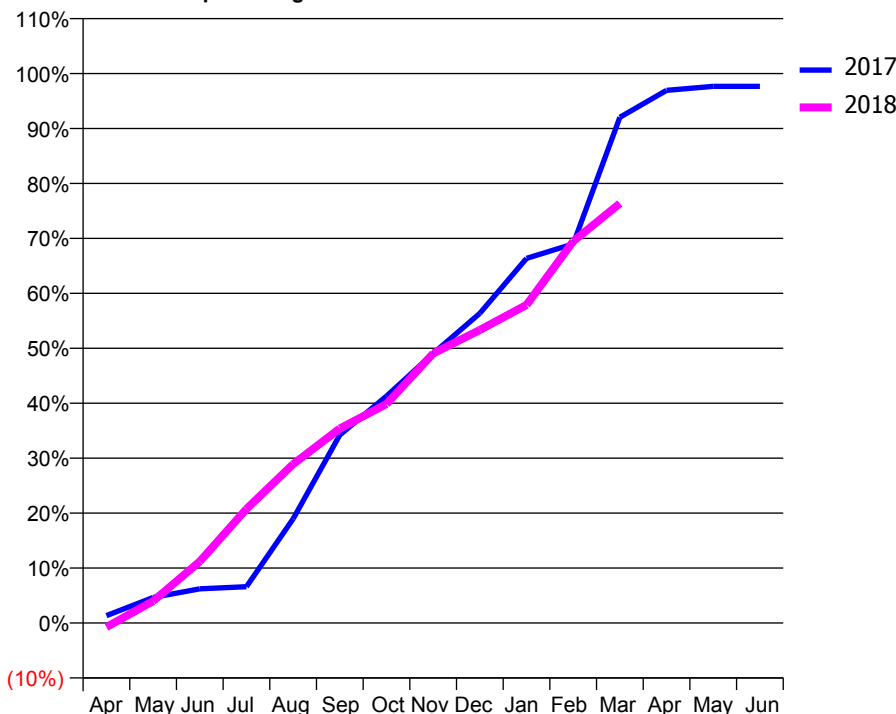
ACCESS*

Patients seen in 24 months	Total	Change since previous quarter
Quarter ending March 2017	639	
Quarter ending June 2017	632	↓
Quarter ending September 2017	622	↓
Quarter ending December 2017	598	↓
Quarter ending March 2018	614	↑
Variance since March 2017	(3.9%)	↓



ACTIVITY

Cumulative percentage of contracted UDA delivered 2017 & 2018



Month	Adjusted Scheduled Activity (UDA)	
	2017	2018
April	22	-13
May	76	66
June	102	184
July	108	342
August	310	476
September	559	582
October	675	656
November	801	807
December	921	878
January	1,084	953
February	1,127	1,143
March	1,504	1,257
April	1,584	
May	1,596	
June	1,596	

QUALITY

	Quantity	Base Number	Contract	AT	Region	England
% of FP17s for the same patient ID Re-attending within 3 months - Children	30	454	6.6%	10.1%	11.6%	11.9%
% of FP17s for the same patient ID Re-attending within 3 months - Adults	66	318	20.8%	13.5%	15.4%	16.0%
% of FP17s for the same patient ID Re-attending between 3 & 9 months - Children	233	454	51.3%	59.8%	59.4%	58.3%
% of FP17s for the same patient ID Re-attending between 3 & 9 months - Adults	132	318	41.5%	54.2%	51.3%	50.3%
% of FP17s for Band 1 Urgent Courses	35	681	5.1%	7.2%	8.0%	9.1%
% of FP17s Relating to Free Repair or Replacements	1	681	0.1%	0.9%	0.8%	0.8%
% of FP17s Relating to Continuations	0	681	0.0%	1.2%	1.0%	1.0%
% of Patients satisfied with the dentistry they have received	1	1	N/A	91.0%	91.7%	91.5%
% of Patients satisfied with the time they had to wait for an appointment	0	1	N/A	89.4%	88.3%	87.9%

* This is based on patients treated on this contract for their most recent course of treatment. Figures in italics indicate the base number of FP17s or Patient Questionnaire responses are less than 100. N/A is shown where the base number of responses is less than 10 during the period. % is calculated as Quantity/Base number*100

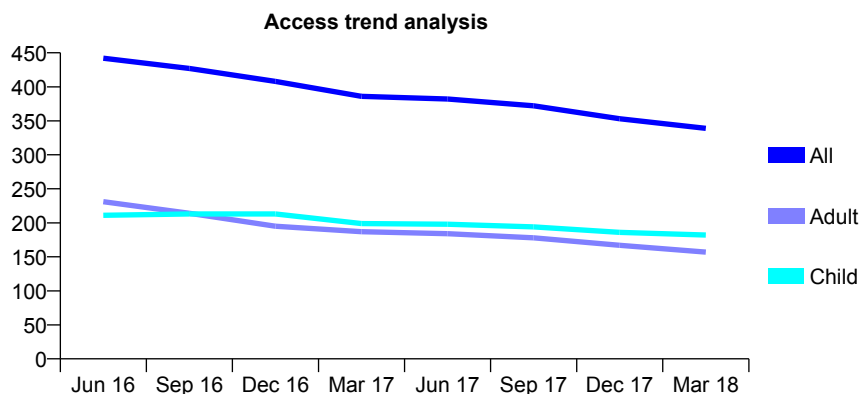
Q60 - Vital Signs At a Glance Contract Report for 652768/0002 - March 2018

Name or company name	MRS NC LAVELLE
Contract type name	GDS Contract
Purpose of contract	General
Contract start date	01/08/2011
Contract end date	

17/18 Contracted general activity (UDA)	1,349
Carry forward general activity (UDA)	-27
17/18 Contracted orthodontic activity (UOA)	0
Carry forward orthodontic activity (UOA)	0
Baseline contract value	£28,339.12

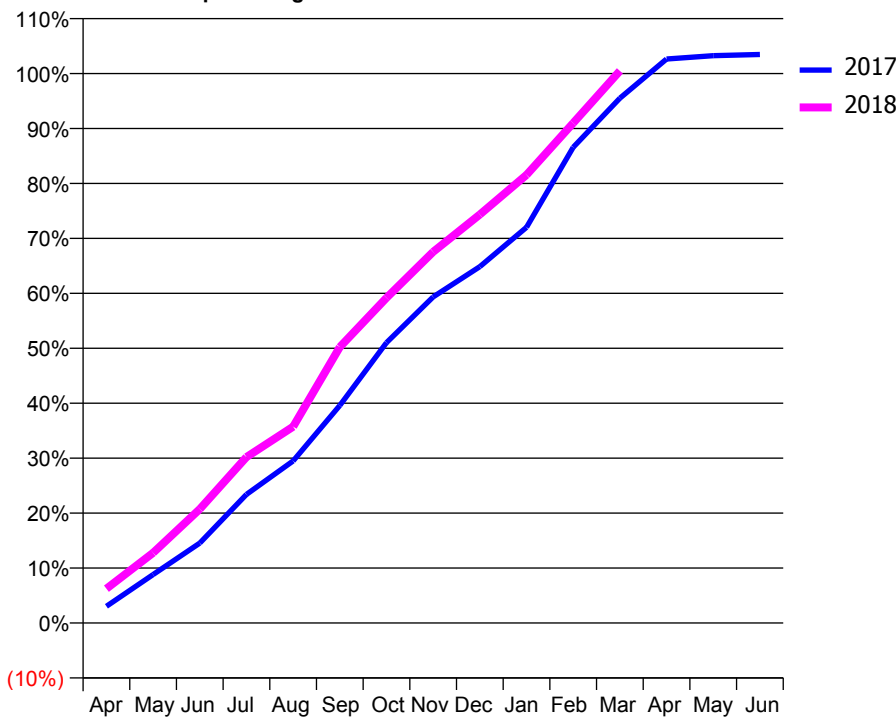
ACCESS*

Patients seen in 24 months	Total	Change since previous quarter
Quarter ending March 2017	386	
Quarter ending June 2017	382	↓
Quarter ending September 2017	372	↓
Quarter ending December 2017	353	↓
Quarter ending March 2018	339	↓
Variance since March 2017	(12.2%)	↓



ACTIVITY

Cumulative percentage of contracted UDA delivered 2017 & 2018



Month	Adjusted Scheduled Activity (UDA)	
	2017	2018
April	41	84
May	119	172
June	196	280
July	316	407
August	398	482
September	534	678
October	688	798
November	801	911
December	875	1,003
January	971	1,100
February	1,168	1,227
March	1,288	1,355
April	1,385	
May	1,393	
June	1,396	

QUALITY

	Quantity	Base Number	Contract	AT	Region	England
% of FP17s for the same patient ID Re-attending within 3 months - Children	63	379	16.6%	10.1%	11.6%	11.9%
% of FP17s for the same patient ID Re-attending within 3 months - Adults	63	260	24.2%	13.5%	15.4%	16.0%
% of FP17s for the same patient ID Re-attending between 3 & 9 months - Children	257	379	67.8%	59.8%	59.4%	58.3%
% of FP17s for the same patient ID Re-attending between 3 & 9 months - Adults	152	260	58.5%	54.2%	51.3%	50.3%
% of FP17s for Band 1 Urgent Courses	67	611	11.0%	7.2%	8.0%	9.1%
% of FP17s Relating to Free Repair or Replacements	2	611	0.3%	0.9%	0.8%	0.8%
% of FP17s Relating to Continuations	11	611	1.8%	1.2%	1.0%	1.0%
% of Patients satisfied with the dentistry they have received	0	0	N/A	91.0%	91.7%	91.5%
% of Patients satisfied with the time they had to wait for an appointment	0	0	N/A	89.4%	88.3%	87.9%

* This is based on patients treated on this contract for their most recent course of treatment. Figures in italics indicate the base number of FP17s or Patient Questionnaire responses are less than 100. N/A is shown where the base number of responses is less than 10 during the period. % is calculated as Quantity/Base number*100

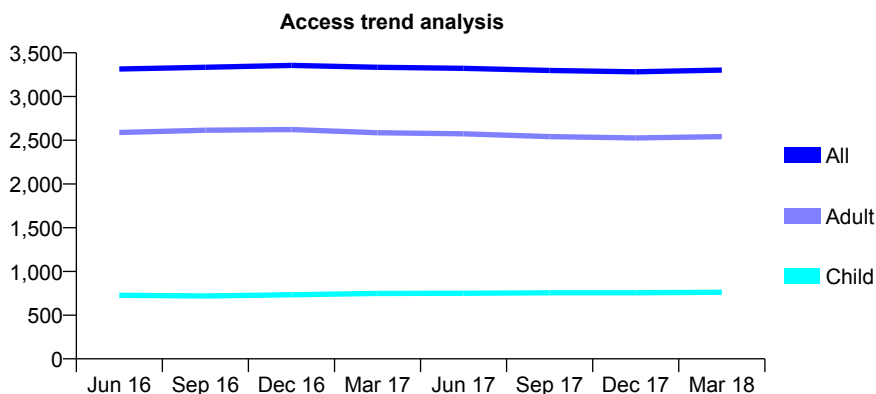
Q60 - Vital Signs At a Glance Contract Report for 653071/0001 - March 2018

Name or company name	MISS SS KHAIRA
Contract type name	GDS Contract
Purpose of contract	General
Contract start date	01/05/2011
Contract end date	

17/18 Contracted general activity (UDA)	9,851
Carry forward general activity (UDA)	-106
17/18 Contracted orthodontic activity (UOA)	0
Carry forward orthodontic activity (UOA)	0
Baseline contract value	£195,327.21

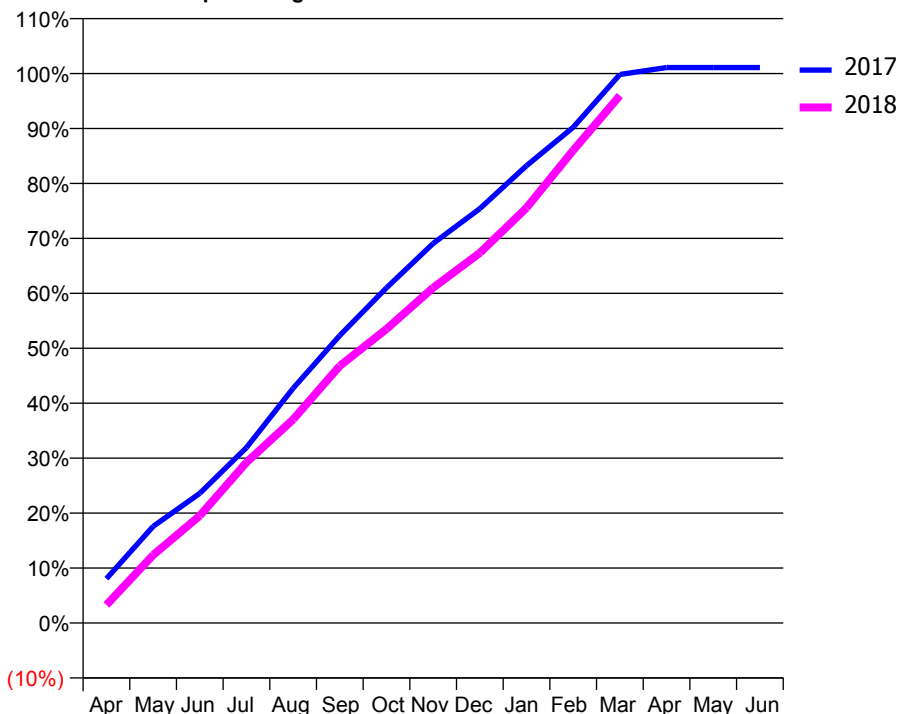
ACCESS*

Patients seen in 24 months	Total	Change since previous quarter
Quarter ending March 2017	3,334	
Quarter ending June 2017	3,323	→
Quarter ending September 2017	3,298	→
Quarter ending December 2017	3,282	→
Quarter ending March 2018	3,303	→
Variance since March 2017	(0.9%)	→



ACTIVITY

Cumulative percentage of contracted UDA delivered 2017 & 2018



Month	Adjusted Scheduled Activity (UDA)	
	2017	2018
April	795	324
May	1,731	1,217
June	2,324	1,923
July	3,146	2,879
August	4,208	3,650
September	5,155	4,609
October	6,008	5,270
November	6,805	6,011
December	7,429	6,635
January	8,198	7,443
February	8,888	8,473
March	9,833	9,455
April	9,957	
May	9,957	
June	9,957	

QUALITY

	Quantity	Base Number	Contract	AT	Region	England
% of FP17s for the same patient ID Re-attending within 3 months - Children	89	1,163	7.7%	10.1%	11.6%	11.9%
% of FP17s for the same patient ID Re-attending within 3 months - Adults	340	3,448	9.9%	13.5%	15.4%	16.0%
% of FP17s for the same patient ID Re-attending between 3 & 9 months - Children	742	1,163	63.8%	59.8%	59.4%	58.3%
% of FP17s for the same patient ID Re-attending between 3 & 9 months - Adults	2,068	3,448	60.0%	54.2%	51.3%	50.3%
% of FP17s for Band 1 Urgent Courses	147	4,558	3.2%	7.2%	8.0%	9.1%
% of FP17s Relating to Free Repair or Replacements	64	4,558	1.4%	0.9%	0.8%	0.8%
% of FP17s Relating to Continuations	44	4,558	1.0%	1.2%	1.0%	1.0%
% of Patients satisfied with the dentistry they have received	6	8	N/A	91.0%	91.7%	91.5%
% of Patients satisfied with the time they had to wait for an appointment	8	8	N/A	89.4%	88.3%	87.9%

* This is based on patients treated on this contract for their most recent course of treatment. Figures in italics indicate the base number of FP17s or Patient Questionnaire responses are less than 100. N/A is shown where the base number of responses is less than 10 during the period. % is calculated as Quantity/Base number*100

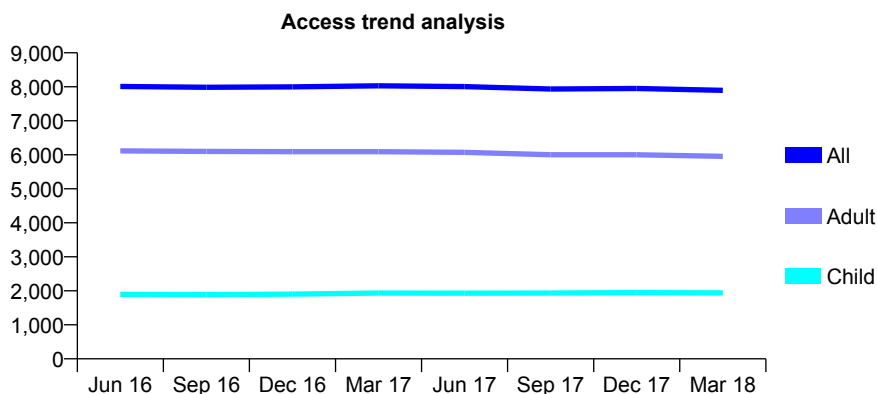
Q60 - Vital Signs At a Glance Contract Report for 655813/0001 - March 2018

Name or company name	MR PR BASON
Contract type name	GDS Contract
Purpose of contract	General and Orthodontic
Contract start date	01/04/2006
Contract end date	

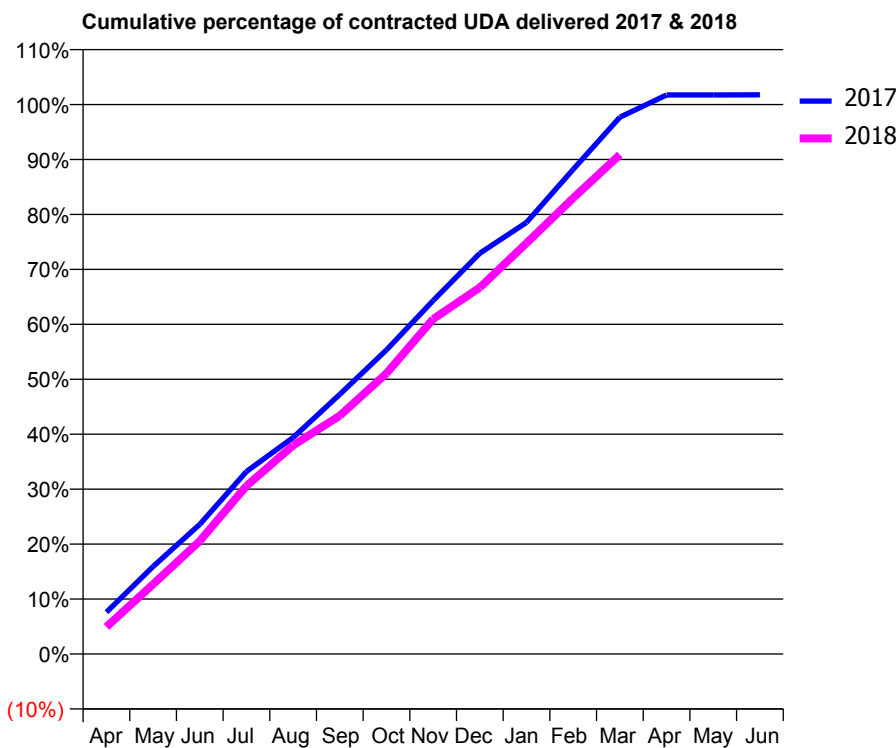
17/18 Contracted general activity (UDA)	23,040
Carry forward general activity (UDA)	-404
17/18 Contracted orthodontic activity (UOA)	4
Carry forward orthodontic activity (UOA)	0
Baseline contract value	£665,958.28

ACCESS*

Patients seen in 24 months	Total	Change since previous quarter
Quarter ending March 2017	8,029	
Quarter ending June 2017	8,005	→
Quarter ending September 2017	7,935	→
Quarter ending December 2017	7,951	→
Quarter ending March 2018	7,897	→
Variance since March 2017	(1.6%)	↓



ACTIVITY



Month	Adjusted Scheduled Activity (UDA)	
	2017	2018
April	1,751	1,139
May	3,672	2,925
June	5,439	4,738
July	7,651	7,050
August	9,076	8,749
September	10,888	9,992
October	12,753	11,765
November	14,817	14,046
December	16,802	15,370
January	18,096	17,232
February	20,320	19,120
March	22,509	20,935
April	23,440	
May	23,443	
June	23,444	

QUALITY

	Quantity	Base Number	Contract	AT	Region	England
% of FP17s for the same patient ID Re-attending within 3 months - Children	116	2,968	3.9%	10.1%	11.6%	11.9%
% of FP17s for the same patient ID Re-attending within 3 months - Adults	1,315	10,106	13.0%	13.5%	15.4%	16.0%
% of FP17s for the same patient ID Re-attending between 3 & 9 months - Children	2,132	2,968	71.8%	59.8%	59.4%	58.3%
% of FP17s for the same patient ID Re-attending between 3 & 9 months - Adults	7,549	10,106	74.7%	54.2%	51.3%	50.3%
% of FP17s for Band 1 Urgent Courses	347	12,544	2.8%	7.2%	8.0%	9.1%
% of FP17s Relating to Free Repair or Replacements	47	12,544	0.4%	0.9%	0.8%	0.8%
% of FP17s Relating to Continuations	350	12,544	2.8%	1.2%	1.0%	1.0%
% of Patients satisfied with the dentistry they have received	17	17	100.0%	91.0%	91.7%	91.5%
% of Patients satisfied with the time they had to wait for an appointment	17	17	100.0%	89.4%	88.3%	87.9%

* This is based on patients treated on this contract for their most recent course of treatment. Figures in italics indicate the base number of FP17s or Patient Questionnaire responses are less than 100. N/A is shown where the base number of responses is less than 10 during the period. % is calculated as Quantity/Base number*100

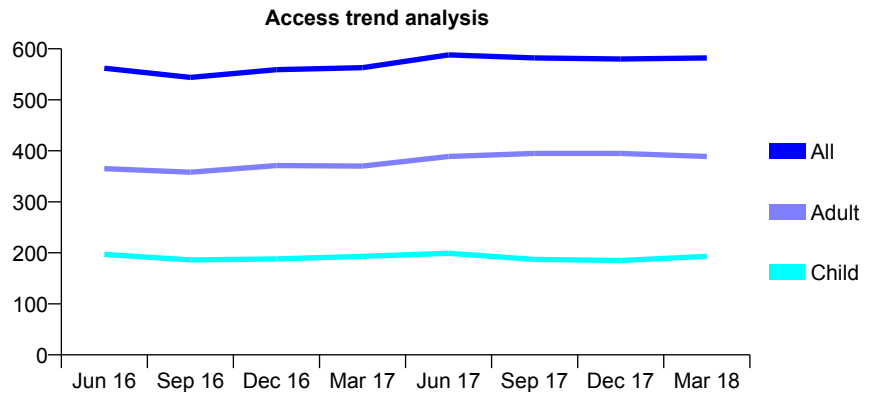
Q60 - Vital Signs At a Glance Contract Report for 659398/0001 - March 2018

Name or company name	MR FD HARRINGTON
Contract type name	GDS Contract
Purpose of contract	General
Contract start date	01/04/2006
Contract end date	

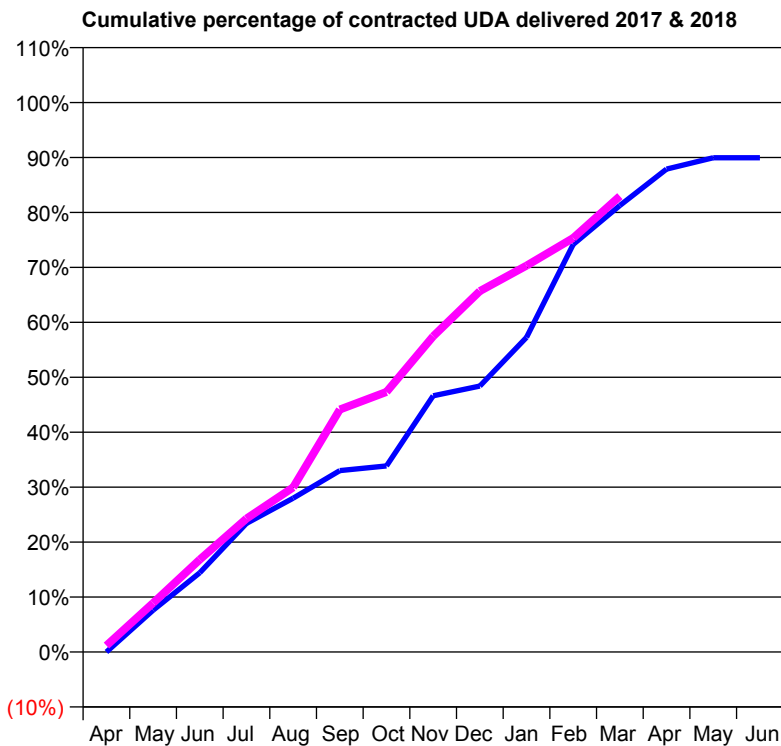
17/18 Contracted general activity (UDA)	1,282
Carry forward general activity (UDA)	0
17/18 Contracted orthodontic activity (UOA)	0
Carry forward orthodontic activity (UOA)	0
Baseline contract value	£36,013.02

ACCESS*

Patients seen in 24 months	Total	Change since previous quarter
Quarter ending March 2017	563	
Quarter ending June 2017	588	↑
Quarter ending September 2017	582	↓
Quarter ending December 2017	580	→
Quarter ending March 2018	582	→
Variance since March 2017	3.4%	↑



ACTIVITY



Month	Adjusted Scheduled Activity (UDA)	
	2017	2018
April	0	15
May	98	114
June	185	216
July	300	311
August	359	384
September	423	566
October	434	607
November	598	736
December	620	842
January	734	901
February	951	966
March	1,042	1,064
April	1,127	
May	1,153	
June	1,153	

QUALITY

	Quantity	Base Number	Contract	AT	Region	England
% of FP17s for the same patient ID Re-attending within 3 months - Children	4	222	1.8%	10.1%	11.6%	11.9%
% of FP17s for the same patient ID Re-attending within 3 months - Adults	52	409	12.7%	13.5%	15.4%	16.0%
% of FP17s for the same patient ID Re-attending between 3 & 9 months - Children	107	222	48.2%	59.8%	59.4%	58.3%
% of FP17s for the same patient ID Re-attending between 3 & 9 months - Adults	125	409	30.6%	54.2%	51.3%	50.3%
% of FP17s for Band 1 Urgent Courses	98	571	17.2%	7.2%	8.0%	9.1%
% of FP17s Relating to Free Repair or Replacements	0	571	0.0%	0.9%	0.8%	0.8%
% of FP17s Relating to Continuations	0	571	0.0%	1.2%	1.0%	1.0%
% of Patients satisfied with the dentistry they have received	2	2	N/A	91.0%	91.7%	91.5%
% of Patients satisfied with the time they had to wait for an appointment	2	2	N/A	89.4%	88.3%	87.9%

* This is based on patients treated on this contract for their most recent course of treatment. Figures in italics indicate the base number of FP17s or Patient Questionnaire responses are less than 100. N/A is shown where the base number of responses is less than 10 during the period. % is calculated as Quantity/Base number*100

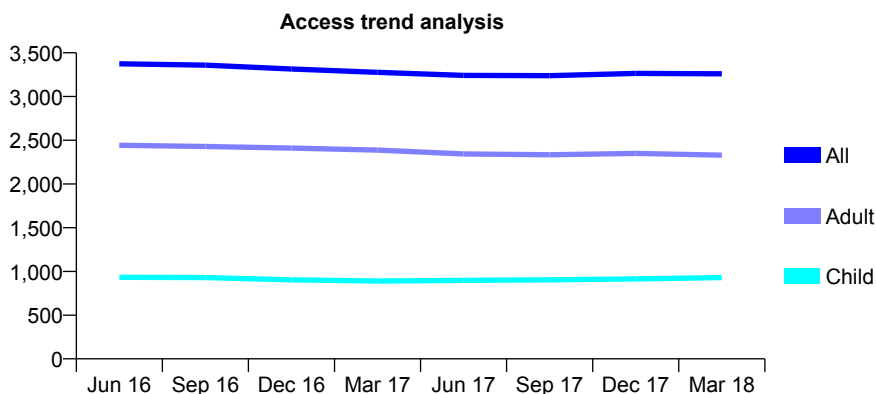
Q60 - Vital Signs At a Glance Contract Report for 661708/0002 - March 2018

Name or company name	MR HS BASRA
Contract type name	GDS Contract
Purpose of contract	General
Contract start date	01/12/2013
Contract end date	

17/18 Contracted general activity (UDA)	9,034
Carry forward general activity (UDA)	-140
17/18 Contracted orthodontic activity (UOA)	0
Carry forward orthodontic activity (UOA)	0
Baseline contract value	£191,554.57

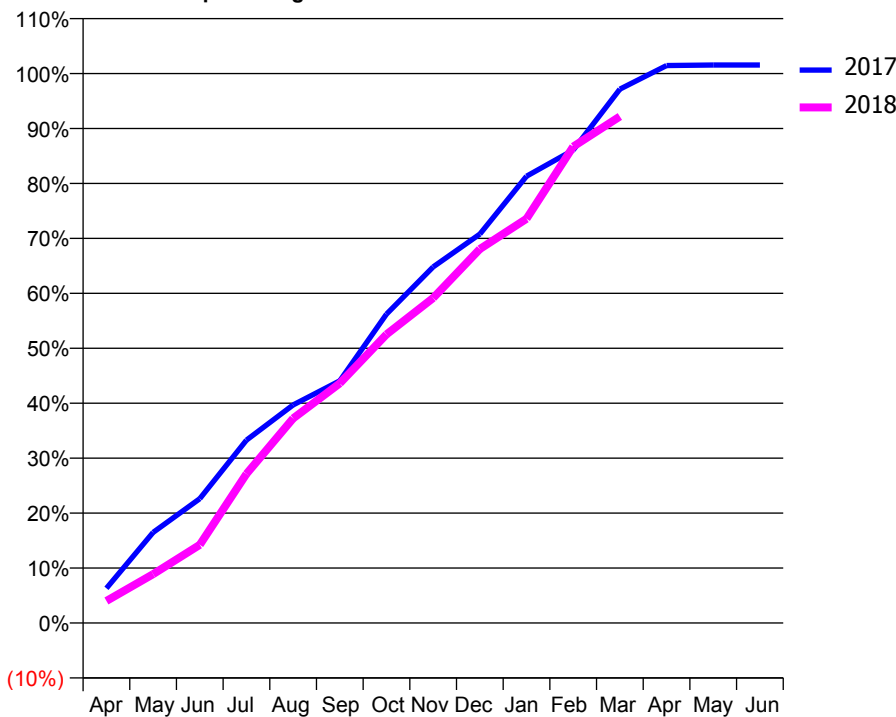
ACCESS*

Patients seen in 24 months	Total	Change since previous quarter
Quarter ending March 2017	3,277	
Quarter ending June 2017	3,242	↓
Quarter ending September 2017	3,238	→
Quarter ending December 2017	3,265	→
Quarter ending March 2018	3,260	→
Variance since March 2017	(0.5%)	→



ACTIVITY

Cumulative percentage of contracted UDA delivered 2017 & 2018



Month	Adjusted Scheduled Activity (UDA)	
	2017	2018
April	570	363
May	1,490	804
June	2,044	1,285
July	3,008	2,453
August	3,586	3,364
September	3,982	3,941
October	5,079	4,744
November	5,854	5,343
December	6,394	6,149
January	7,345	6,645
February	7,776	7,831
March	8,778	8,327
April	9,166	
May	9,174	
June	9,174	

QUALITY

	Quantity	Base Number	Contract	AT	Region	England
% of FP17s for the same patient ID Re-attending within 3 months - Children	97	1,566	6.2%	10.1%	11.6%	11.9%
% of FP17s for the same patient ID Re-attending within 3 months - Adults	486	3,769	12.9%	13.5%	15.4%	16.0%
% of FP17s for the same patient ID Re-attending between 3 & 9 months - Children	1,069	1,566	68.3%	59.8%	59.4%	58.3%
% of FP17s for the same patient ID Re-attending between 3 & 9 months - Adults	2,577	3,769	68.4%	54.2%	51.3%	50.3%
% of FP17s for Band 1 Urgent Courses	342	5,102	6.7%	7.2%	8.0%	9.1%
% of FP17s Relating to Free Repair or Replacements	29	5,102	0.6%	0.9%	0.8%	0.8%
% of FP17s Relating to Continuations	92	5,102	1.8%	1.2%	1.0%	1.0%
% of Patients satisfied with the dentistry they have received	2	2	N/A	91.0%	91.7%	91.5%
% of Patients satisfied with the time they had to wait for an appointment	2	2	N/A	89.4%	88.3%	87.9%

* This is based on patients treated on this contract for their most recent course of treatment. Figures in italics indicate the base number of FP17s or Patient Questionnaire responses are less than 100. N/A is shown where the base number of responses is less than 10 during the period. % is calculated as Quantity/Base number*100

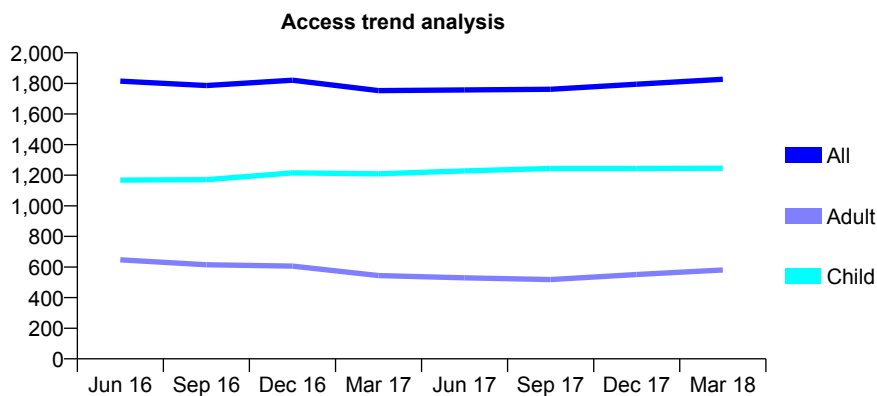
Q60 - Vital Signs At a Glance Contract Report for 670340/0002 - March 2018

Name or company name	MR LR SUMMERFIELD
Contract type name	GDS Contract
Purpose of contract	General
Contract start date	23/03/2009
Contract end date	

17/18 Contracted general activity (UDA)	6,000
Carry forward general activity (UDA)	220
17/18 Contracted orthodontic activity (UOA)	0
Carry forward orthodontic activity (UOA)	0
Baseline contract value	£161,859.40

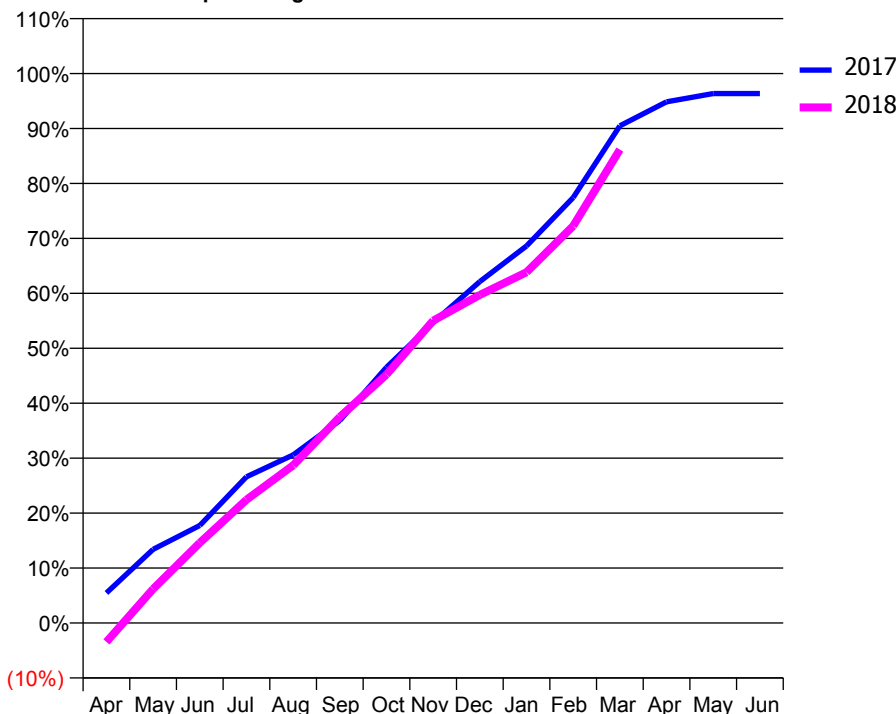
ACCESS*

Patients seen in 24 months	Total	Change since previous quarter
Quarter ending March 2017	1,753	
Quarter ending June 2017	1,757	→
Quarter ending September 2017	1,762	→
Quarter ending December 2017	1,795	→
Quarter ending March 2018	1,827	→
Variance since March 2017	4.2%	↑



ACTIVITY

Cumulative percentage of contracted UDA delivered 2017 & 2018



Month	Adjusted Scheduled Activity (UDA)	
	2017	2018
April	328	-207
May	804	372
June	1,065	875
July	1,597	1,347
August	1,835	1,722
September	2,211	2,250
October	2,791	2,713
November	3,281	3,302
December	3,728	3,582
January	4,117	3,830
February	4,646	4,336
March	5,428	5,170
April	5,690	
May	5,780	
June	5,780	

QUALITY

	Quantity	Base Number	Contract	AT	Region	England
% of FP17s for the same patient ID Re-attending within 3 months - Children	136	1,622	8.4%	10.1%	11.6%	11.9%
% of FP17s for the same patient ID Re-attending within 3 months - Adults	54	612	8.8%	13.5%	15.4%	16.0%
% of FP17s for the same patient ID Re-attending between 3 & 9 months - Children	779	1,622	48.0%	59.8%	59.4%	58.3%
% of FP17s for the same patient ID Re-attending between 3 & 9 months - Adults	268	612	43.8%	54.2%	51.3%	50.3%
% of FP17s for Band 1 Urgent Courses	45	2,159	2.1%	7.2%	8.0%	9.1%
% of FP17s Relating to Free Repair or Replacements	3	2,159	0.1%	0.9%	0.8%	0.8%
% of FP17s Relating to Continuations	1	2,159	0.0%	1.2%	1.0%	1.0%
% of Patients satisfied with the dentistry they have received	1	1	N/A	91.0%	91.7%	91.5%
% of Patients satisfied with the time they had to wait for an appointment	1	1	N/A	89.4%	88.3%	87.9%

* This is based on patients treated on this contract for their most recent course of treatment. Figures in italics indicate the base number of FP17s or Patient Questionnaire responses are less than 100. N/A is shown where the base number of responses is less than 10 during the period. % is calculated as Quantity/Base number*100

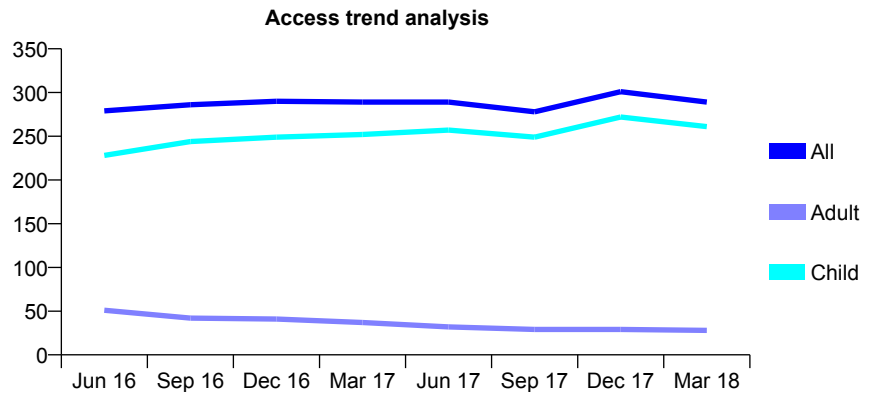
Q60 - Vital Signs At a Glance Contract Report for 676233/0001 - March 2018

Name or company name	MR NT JENKINS
Contract type name	GDS Contract
Purpose of contract	General
Contract start date	15/09/2006
Contract end date	

17/18 Contracted general activity (UDA)	829
Carry forward general activity (UDA)	0
17/18 Contracted orthodontic activity (UOA)	0
Carry forward orthodontic activity (UOA)	0
Baseline contract value	£19,153.72

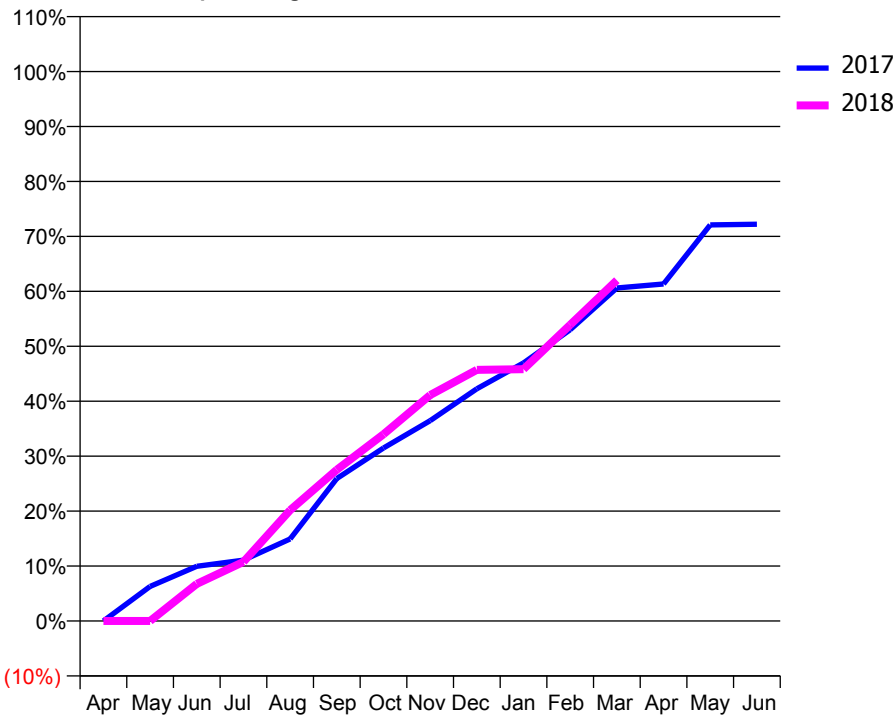
ACCESS*

Patients seen in 24 months	Total	Change since previous quarter
Quarter ending March 2017	289	
Quarter ending June 2017	289	→
Quarter ending September 2017	278	↓
Quarter ending December 2017	301	↑
Quarter ending March 2018	289	↓
Variance since March 2017	0.0%	→



ACTIVITY

Cumulative percentage of contracted UDA delivered 2017 & 2018



Month	Adjusted Scheduled Activity (UDA)	
	2017	2018
April	0	0
May	52	0
June	83	56
July	92	89
August	124	167
September	215	228
October	261	282
November	302	341
December	350	379
January	389	380
February	439	447
March	502	514
April	508	
May	598	
June	599	

QUALITY

	Quantity	Base Number	Contract	AT	Region	England
% of FP17s for the same patient ID Re-attending within 3 months - Children	15	427	3.5%	10.1%	11.6%	11.9%
% of FP17s for the same patient ID Re-attending within 3 months - Adults	0	0	N/A	13.5%	15.4%	16.0%
% of FP17s for the same patient ID Re-attending between 3 & 9 months - Children	299	427	70.0%	59.8%	59.4%	58.3%
% of FP17s for the same patient ID Re-attending between 3 & 9 months - Adults	0	0	N/A	54.2%	51.3%	50.3%
% of FP17s for Band 1 Urgent Courses	5	369	1.4%	7.2%	8.0%	9.1%
% of FP17s Relating to Free Repair or Replacements	0	369	0.0%	0.9%	0.8%	0.8%
% of FP17s Relating to Continuations	0	369	0.0%	1.2%	1.0%	1.0%
% of Patients satisfied with the dentistry they have received	1	1	N/A	91.0%	91.7%	91.5%
% of Patients satisfied with the time they had to wait for an appointment	1	1	N/A	89.4%	88.3%	87.9%

* This is based on patients treated on this contract for their most recent course of treatment. Figures in italics indicate the base number of FP17s or Patient Questionnaire responses are less than 100. N/A is shown where the base number of responses is less than 10 during the period. % is calculated as Quantity/Base number*100

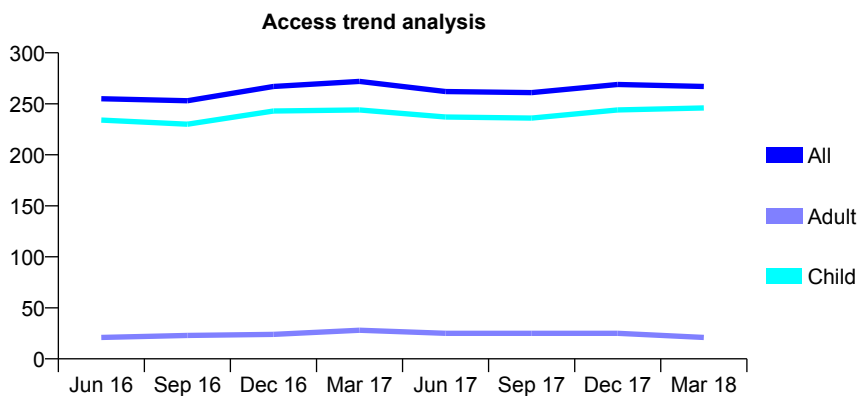
Q60 - Vital Signs At a Glance Contract Report for 679933/0001 - March 2018

Name or company name	MR CE BROOME
Contract type name	GDS Contract
Purpose of contract	General
Contract start date	01/04/2006
Contract end date	

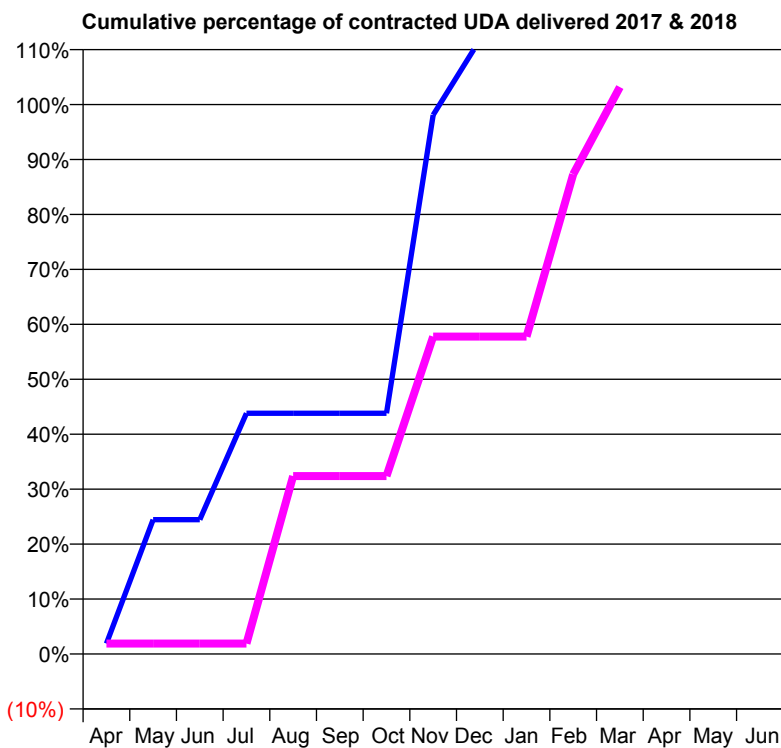
17/18 Contracted general activity (UDA)	315
Carry forward general activity (UDA)	-6
17/18 Contracted orthodontic activity (UOA)	0
Carry forward orthodontic activity (UOA)	0
Baseline contract value	£7,937.85

ACCESS*

Patients seen in 24 months	Total	Change since previous quarter
Quarter ending March 2017	272	
Quarter ending June 2017	262	↓
Quarter ending September 2017	261	→
Quarter ending December 2017	269	↑
Quarter ending March 2018	267	→
Variance since March 2017	(1.8%)	↓



ACTIVITY



Month	Adjusted Scheduled Activity (UDA)	
	2017	2018
April	6	6
May	77	6
June	77	6
July	138	6
August	138	102
September	138	102
October	138	102
November	309	182
December	352	182
January	408	182
February	408	275
March	408	325
April	526	
May	526	
June	526	

QUALITY

	Quantity	Base Number	Contract	AT	Region	England
% of FP17s for the same patient ID Re-attending within 3 months - Children	7	478	1.5%	10.1%	11.6%	11.9%
% of FP17s for the same patient ID Re-attending within 3 months - Adults	0	0	N/A	13.5%	15.4%	16.0%
% of FP17s for the same patient ID Re-attending between 3 & 9 months - Children	373	478	78.0%	59.8%	59.4%	58.3%
% of FP17s for the same patient ID Re-attending between 3 & 9 months - Adults	0	0	N/A	54.2%	51.3%	50.3%
% of FP17s for Band 1 Urgent Courses	0	388	0.0%	7.2%	8.0%	9.1%
% of FP17s Relating to Free Repair or Replacements	0	388	0.0%	0.9%	0.8%	0.8%
% of FP17s Relating to Continuations	0	388	0.0%	1.2%	1.0%	1.0%
% of Patients satisfied with the dentistry they have received	0	0	N/A	91.0%	91.7%	91.5%
% of Patients satisfied with the time they had to wait for an appointment	0	0	N/A	89.4%	88.3%	87.9%

* This is based on patients treated on this contract for their most recent course of treatment. Figures in italics indicate the base number of FP17s or Patient Questionnaire responses are less than 100. N/A is shown where the base number of responses is less than 10 during the period. % is calculated as Quantity/Base number*100

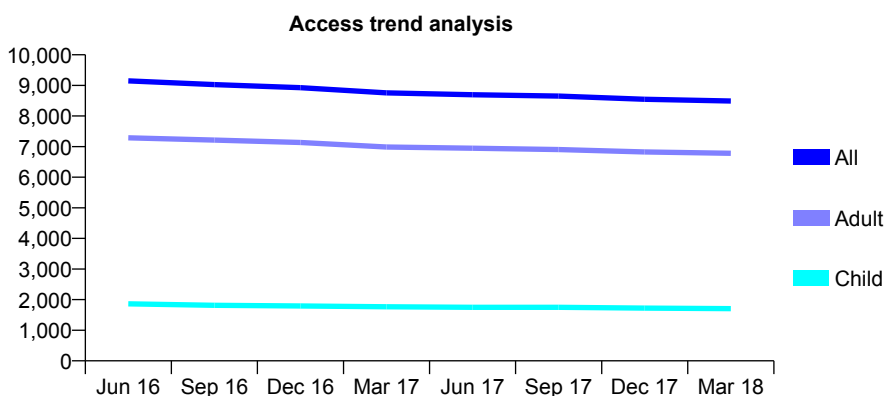
Q60 - Vital Signs At a Glance Contract Report for 680311/0001 - March 2018

Name or company name	MR D SINGH
Contract type name	GDS Contract
Purpose of contract	General
Contract start date	01/04/2006
Contract end date	

17/18 Contracted general activity (UDA)	25,500
Carry forward general activity (UDA)	132
17/18 Contracted orthodontic activity (UOA)	0
Carry forward orthodontic activity (UOA)	0
Baseline contract value	£622,356.25

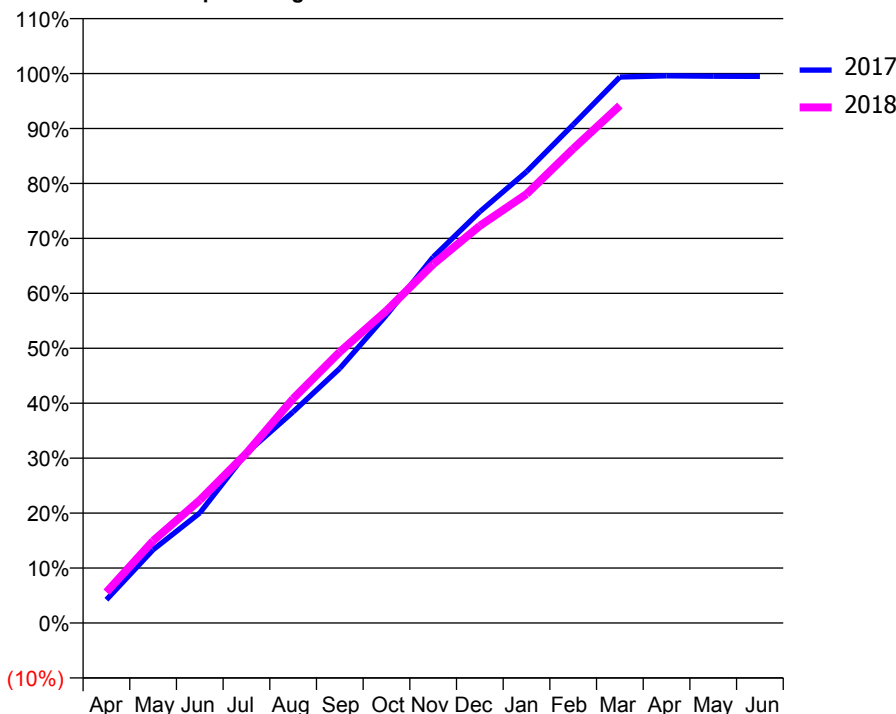
ACCESS*

Patients seen in 24 months	Total	Change since previous quarter
Quarter ending March 2017	8,754	
Quarter ending June 2017	8,695	→
Quarter ending September 2017	8,652	→
Quarter ending December 2017	8,549	↓
Quarter ending March 2018	8,491	→
Variance since March 2017	(3.0%)	↓



ACTIVITY

Cumulative percentage of contracted UDA delivered 2017 & 2018



Month	Adjusted Scheduled Activity (UDA)	
	2017	2018
April	1,078	1,432
May	3,401	3,817
June	5,111	5,705
July	7,889	7,881
August	9,801	10,414
September	11,816	12,580
October	14,292	14,495
November	16,980	16,646
December	19,085	18,433
January	20,943	19,904
February	23,126	22,007
March	25,339	24,015
April	25,393	
May	25,373	
June	25,368	

QUALITY

	Quantity	Base Number	Contract	AT	Region	England
% of FP17s for the same patient ID Re-attending within 3 months - Children	271	2,754	9.8%	10.1%	11.6%	11.9%
% of FP17s for the same patient ID Re-attending within 3 months - Adults	1,472	9,724	15.1%	13.5%	15.4%	16.0%
% of FP17s for the same patient ID Re-attending between 3 & 9 months - Children	1,811	2,754	65.8%	59.8%	59.4%	58.3%
% of FP17s for the same patient ID Re-attending between 3 & 9 months - Adults	5,744	9,724	59.1%	54.2%	51.3%	50.3%
% of FP17s for Band 1 Urgent Courses	854	11,819	7.2%	7.2%	8.0%	9.1%
% of FP17s Relating to Free Repair or Replacements	174	11,819	1.5%	0.9%	0.8%	0.8%
% of FP17s Relating to Continuations	84	11,819	0.7%	1.2%	1.0%	1.0%
% of Patients satisfied with the dentistry they have received	21	22	95.5%	91.0%	91.7%	91.5%
% of Patients satisfied with the time they had to wait for an appointment	19	22	86.4%	89.4%	88.3%	87.9%

* This is based on patients treated on this contract for their most recent course of treatment. Figures in italics indicate the base number of FP17s or Patient Questionnaire responses are less than 100. N/A is shown where the base number of responses is less than 10 during the period. % is calculated as Quantity/Base number*100

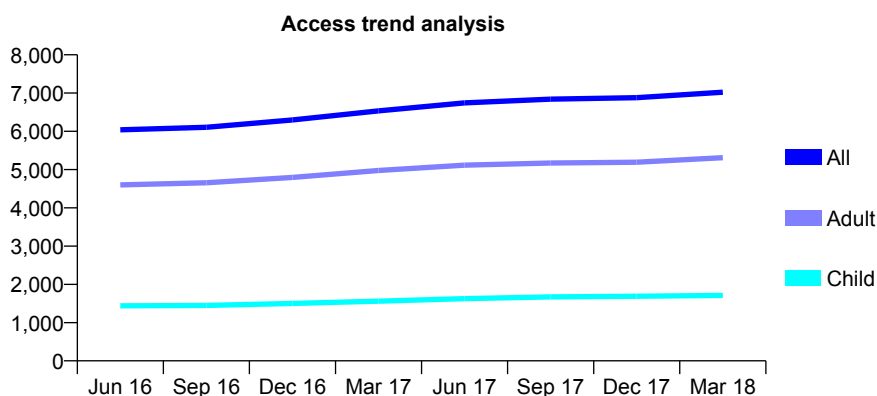
Q60 - Vital Signs At a Glance Contract Report for 680311/0002 - March 2018

Name or company name	MR D SINGH
Contract type name	PDS Plus Contract
Purpose of contract	General
Contract start date	01/10/2010
Contract end date	31/03/2018

17/18 Contracted general activity (UDA)	23,867
Carry forward general activity (UDA)	942
17/18 Contracted orthodontic activity (UOA)	0
Carry forward orthodontic activity (UOA)	0
Baseline contract value	£598,554.55

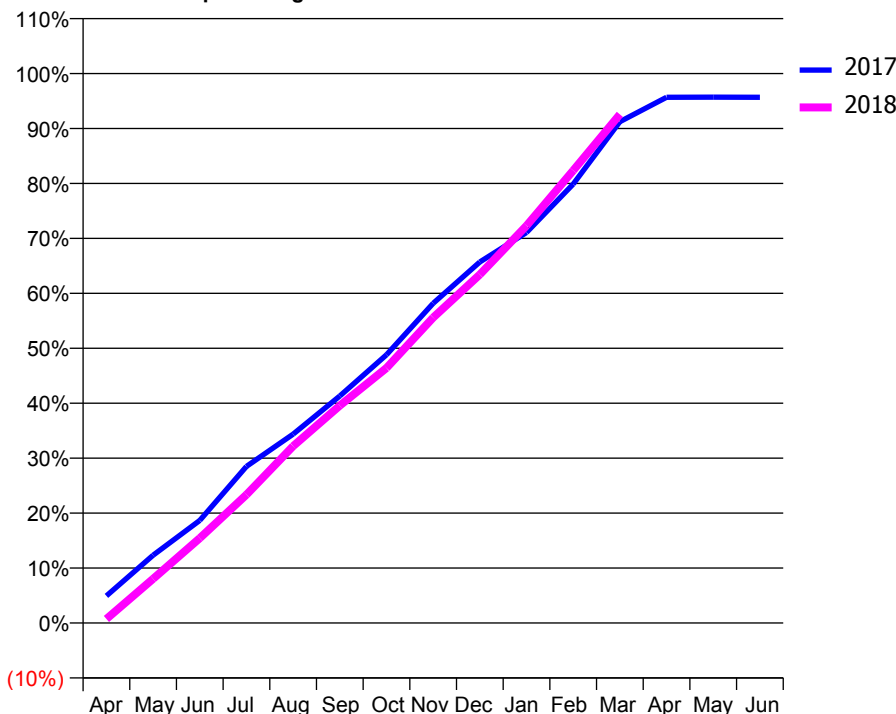
ACCESS*

Patients seen in 24 months	Total	Change since previous quarter
Quarter ending March 2017	6,535	
Quarter ending June 2017	6,742	↑
Quarter ending September 2017	6,841	→
Quarter ending December 2017	6,879	→
Quarter ending March 2018	7,021	↑
Variance since March 2017	7.4%	↑



ACTIVITY

Cumulative percentage of contracted UDA delivered 2017 & 2018



Month	Adjusted Scheduled Activity (UDA)	
	2017	2018
April	1,177	177
May	2,944	1,923
June	4,460	3,687
July	6,801	5,575
August	8,201	7,686
September	9,860	9,445
October	11,650	11,076
November	13,884	13,269
December	15,682	15,139
January	16,964	17,257
February	19,064	19,654
March	21,774	22,093
April	22,835	
May	22,838	
June	22,834	

QUALITY

	Quantity	Base Number	Contract	AT	Region	England
% of FP17s for the same patient ID Re-attending within 3 months - Children	453	3,505	12.9%	10.1%	11.6%	11.9%
% of FP17s for the same patient ID Re-attending within 3 months - Adults	996	7,891	12.6%	13.5%	15.4%	16.0%
% of FP17s for the same patient ID Re-attending between 3 & 9 months - Children	2,415	3,505	68.9%	59.8%	59.4%	58.3%
% of FP17s for the same patient ID Re-attending between 3 & 9 months - Adults	4,851	7,891	61.5%	54.2%	51.3%	50.3%
% of FP17s for Band 1 Urgent Courses	539	10,959	4.9%	7.2%	8.0%	9.1%
% of FP17s Relating to Free Repair or Replacements	149	10,959	1.4%	0.9%	0.8%	0.8%
% of FP17s Relating to Continuations	81	10,959	0.7%	1.2%	1.0%	1.0%
% of Patients satisfied with the dentistry they have received	9	10	90.0%	91.0%	91.7%	91.5%
% of Patients satisfied with the time they had to wait for an appointment	7	10	70.0%	89.4%	88.3%	87.9%

* This is based on patients treated on this contract for their most recent course of treatment. Figures in italics indicate the base number of FP17s or Patient Questionnaire responses are less than 100. N/A is shown where the base number of responses is less than 10 during the period. % is calculated as Quantity/Base number*100

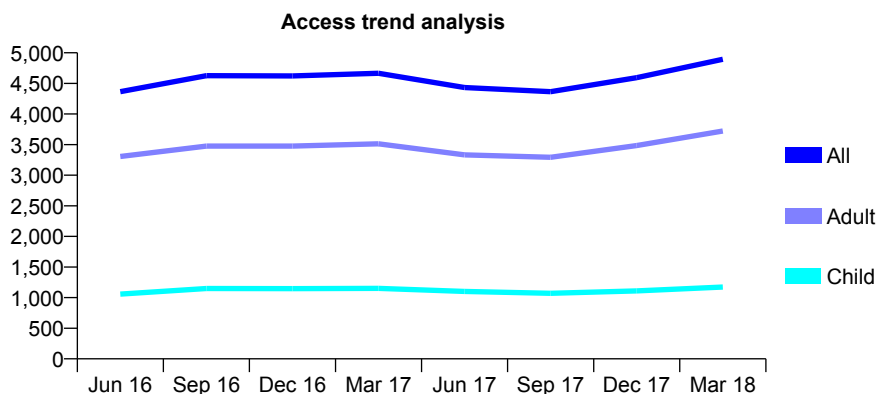
Q60 - Vital Signs At a Glance Contract Report for 682365/0010 - March 2018

Name or company name	MR QM JAFFRI
Contract type name	GDS Contract
Purpose of contract	General
Contract start date	01/03/2011
Contract end date	

17/18 Contracted general activity (UDA)	15,480
Carry forward general activity (UDA)	0
17/18 Contracted orthodontic activity (UOA)	0
Carry forward orthodontic activity (UOA)	0
Baseline contract value	£417,257.58

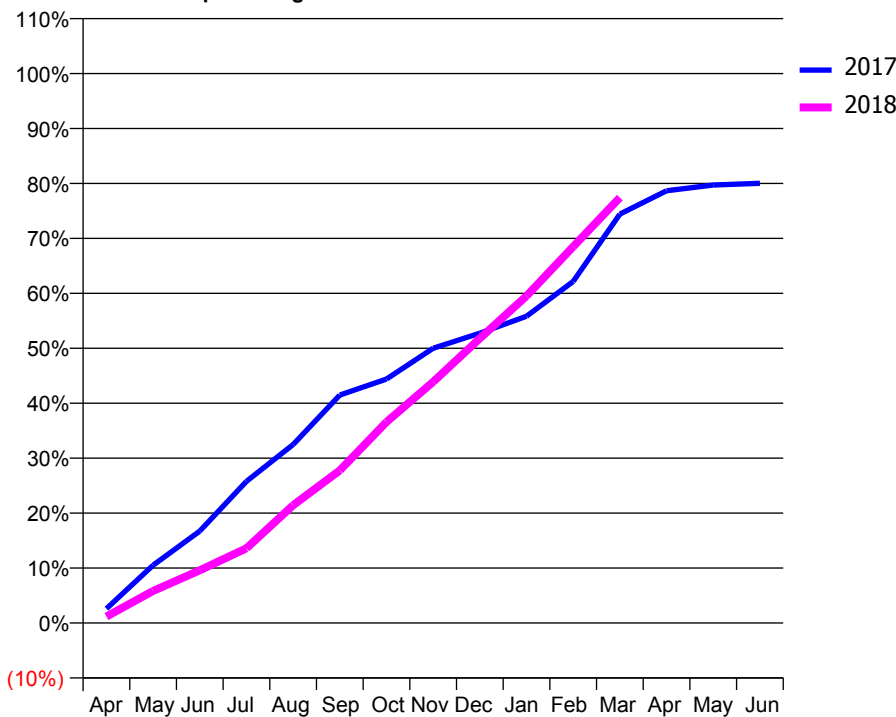
ACCESS*

Patients seen in 24 months	Total	Change since previous quarter
Quarter ending March 2017	4,665	
Quarter ending June 2017	4,433	↓
Quarter ending September 2017	4,364	↓
Quarter ending December 2017	4,594	↑
Quarter ending March 2018	4,895	↑
Variance since March 2017	4.9%	↑



ACTIVITY

Cumulative percentage of contracted UDA delivered 2017 & 2018



Month	Adjusted Scheduled Activity (UDA)	
	2017	2018
April	404	181
May	1,630	905
June	2,590	1,487
July	3,992	2,104
August	5,030	3,320
September	6,422	4,298
October	6,874	5,663
November	7,742	6,793
December	8,167	8,018
January	8,643	9,212
February	9,622	10,603
March	11,521	11,987
April	12,178	
May	12,340	
June	12,387	

QUALITY

	Quantity	Base Number	Contract	AT	Region	England
% of FP17s for the same patient ID Re-attending within 3 months - Children	158	1,625	9.7%	10.1%	11.6%	11.9%
% of FP17s for the same patient ID Re-attending within 3 months - Adults	556	4,782	11.6%	13.5%	15.4%	16.0%
% of FP17s for the same patient ID Re-attending between 3 & 9 months - Children	785	1,625	48.3%	59.8%	59.4%	58.3%
% of FP17s for the same patient ID Re-attending between 3 & 9 months - Adults	2,285	4,782	47.8%	54.2%	51.3%	50.3%
% of FP17s for Band 1 Urgent Courses	459	6,018	7.6%	7.2%	8.0%	9.1%
% of FP17s Relating to Free Repair or Replacements	47	6,018	0.8%	0.9%	0.8%	0.8%
% of FP17s Relating to Continuations	21	6,018	0.3%	1.2%	1.0%	1.0%
% of Patients satisfied with the dentistry they have received	7	7	N/A	91.0%	91.7%	91.5%
% of Patients satisfied with the time they had to wait for an appointment	7	7	N/A	89.4%	88.3%	87.9%

* This is based on patients treated on this contract for their most recent course of treatment. Figures in italics indicate the base number of FP17s or Patient Questionnaire responses are less than 100. N/A is shown where the base number of responses is less than 10 during the period. % is calculated as Quantity/Base number*100

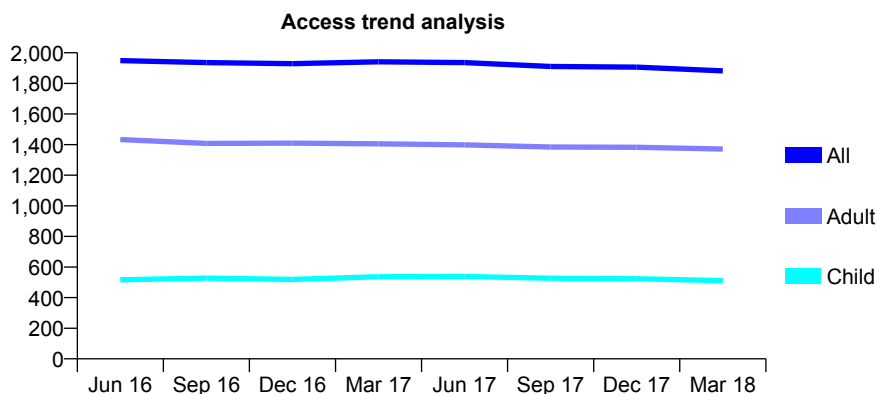
Q60 - Vital Signs At a Glance Contract Report for 690872/0001 - March 2018

Name or company name	MR NS RAI
Contract type name	GDS Contract
Purpose of contract	General
Contract start date	04/09/2006
Contract end date	

17/18 Contracted general activity (UDA)	7,200
Carry forward general activity (UDA)	272
17/18 Contracted orthodontic activity (UOA)	0
Carry forward orthodontic activity (UOA)	0
Baseline contract value	£177,544.35

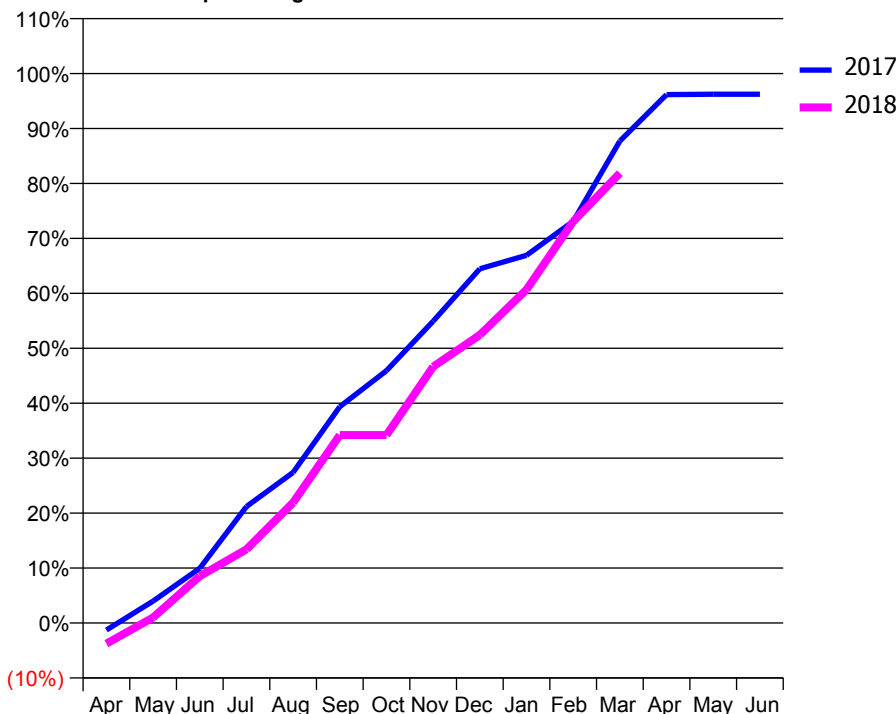
ACCESS*

Patients seen in 24 months	Total	Change since previous quarter
Quarter ending March 2017	1,941	
Quarter ending June 2017	1,936	→
Quarter ending September 2017	1,911	↓
Quarter ending December 2017	1,906	→
Quarter ending March 2018	1,882	↓
Variance since March 2017	(3.0%)	↓



ACTIVITY

Cumulative percentage of contracted UDA delivered 2017 & 2018



Month	Adjusted Scheduled Activity (UDA)	
	2017	2018
April	-93	-272
May	288	73
June	717	614
July	1,526	965
August	1,974	1,578
September	2,835	2,463
October	3,307	2,463
November	3,954	3,359
December	4,641	3,774
January	4,817	4,369
February	5,264	5,262
March	6,316	5,895
April	6,923	
May	6,928	
June	6,928	

QUALITY

	Quantity	Base Number	Contract	AT	Region	England
% of FP17s for the same patient ID Re-attending within 3 months - Children	72	736	9.8%	10.1%	11.6%	11.9%
% of FP17s for the same patient ID Re-attending within 3 months - Adults	237	1,784	13.3%	13.5%	15.4%	16.0%
% of FP17s for the same patient ID Re-attending between 3 & 9 months - Children	416	736	56.5%	59.8%	59.4%	58.3%
% of FP17s for the same patient ID Re-attending between 3 & 9 months - Adults	909	1,784	51.0%	54.2%	51.3%	50.3%
% of FP17s for Band 1 Urgent Courses	178	2,307	7.7%	7.2%	8.0%	9.1%
% of FP17s Relating to Free Repair or Replacements	32	2,307	1.4%	0.9%	0.8%	0.8%
% of FP17s Relating to Continuations	47	2,307	2.0%	1.2%	1.0%	1.0%
% of Patients satisfied with the dentistry they have received	2	2	N/A	91.0%	91.7%	91.5%
% of Patients satisfied with the time they had to wait for an appointment	2	2	N/A	89.4%	88.3%	87.9%

* This is based on patients treated on this contract for their most recent course of treatment. Figures in italics indicate the base number of FP17s or Patient Questionnaire responses are less than 100. N/A is shown where the base number of responses is less than 10 during the period. % is calculated as Quantity/Base number*100

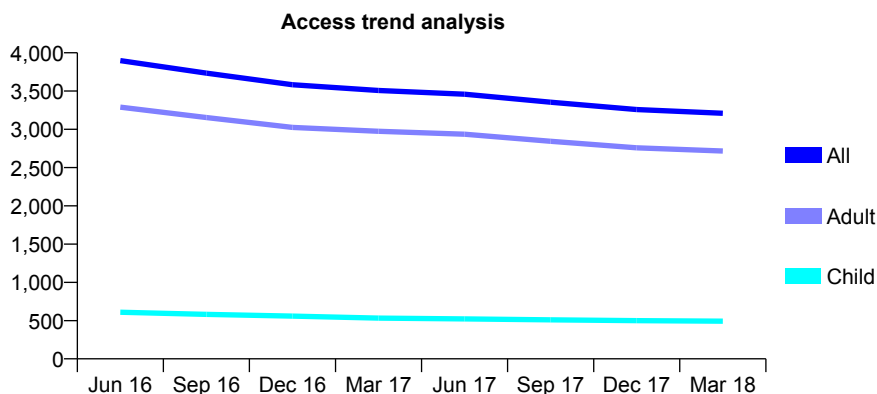
Q60 - Vital Signs At a Glance Contract Report for 713864/0001 - March 2018

Name or company name	MR VK TOORAY
Contract type name	GDS Contract
Purpose of contract	General
Contract start date	01/06/2014
Contract end date	

17/18 Contracted general activity (UDA)	12,058
Carry forward general activity (UDA)	-241
17/18 Contracted orthodontic activity (UOA)	0
Carry forward orthodontic activity (UOA)	0
Baseline contract value	£227,292.63

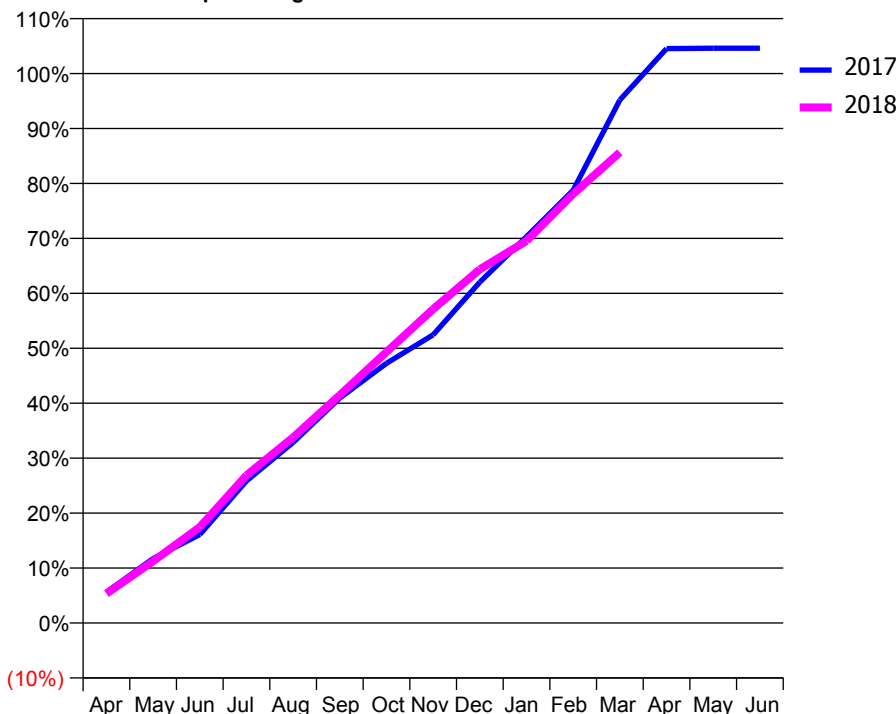
ACCESS*

Patients seen in 24 months	Total	Change since previous quarter
Quarter ending March 2017	3,507	
Quarter ending June 2017	3,458	↓
Quarter ending September 2017	3,354	↓
Quarter ending December 2017	3,258	↓
Quarter ending March 2018	3,210	↓
Variance since March 2017	(8.5%)	↓



ACTIVITY

Cumulative percentage of contracted UDA delivered 2017 & 2018



Month	Adjusted Scheduled Activity (UDA)	
	2017	2018
April	677	647
May	1,415	1,358
June	1,941	2,105
July	3,118	3,241
August	3,962	4,074
September	4,939	5,001
October	5,698	5,947
November	6,326	6,889
December	7,480	7,762
January	8,479	8,384
February	9,498	9,414
March	11,477	10,327
April	12,605	
May	12,612	
June	12,613	

QUALITY

	Quantity	Base Number	Contract	AT	Region	England
% of FP17s for the same patient ID Re-attending within 3 months - Children	38	769	4.9%	10.1%	11.6%	11.9%
% of FP17s for the same patient ID Re-attending within 3 months - Adults	552	4,128	13.4%	13.5%	15.4%	16.0%
% of FP17s for the same patient ID Re-attending between 3 & 9 months - Children	494	769	64.2%	59.8%	59.4%	58.3%
% of FP17s for the same patient ID Re-attending between 3 & 9 months - Adults	2,725	4,128	66.0%	54.2%	51.3%	50.3%
% of FP17s for Band 1 Urgent Courses	397	4,638	8.6%	7.2%	8.0%	9.1%
% of FP17s Relating to Free Repair or Replacements	3	4,638	0.1%	0.9%	0.8%	0.8%
% of FP17s Relating to Continuations	65	4,638	1.4%	1.2%	1.0%	1.0%
% of Patients satisfied with the dentistry they have received	11	13	84.6%	91.0%	91.7%	91.5%
% of Patients satisfied with the time they had to wait for an appointment	9	13	69.2%	89.4%	88.3%	87.9%

* This is based on patients treated on this contract for their most recent course of treatment. Figures in italics indicate the base number of FP17s or Patient Questionnaire responses are less than 100. N/A is shown where the base number of responses is less than 10 during the period. % is calculated as Quantity/Base number*100

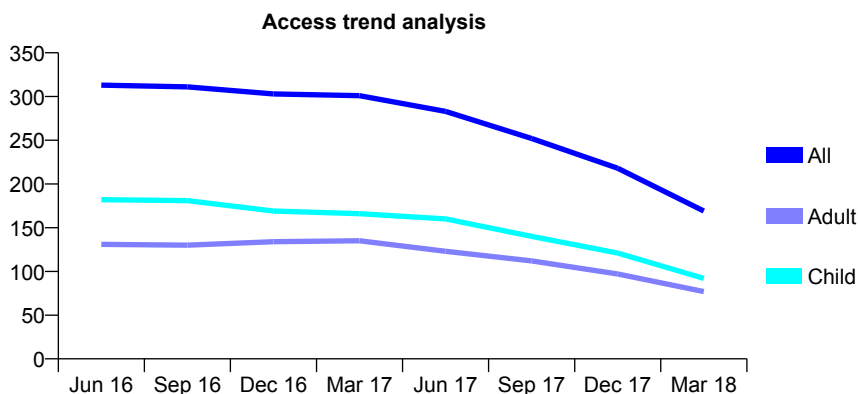
Q60 - Vital Signs At a Glance Contract Report for 724149/0003 - March 2018

Name or company name	MR RJ GATENBY
Contract type name	GDS Contract
Purpose of contract	General and Orthodontic
Contract start date	21/09/2009
Contract end date	31/07/2017

17/18 Contracted general activity (UDA)	554
Carry forward general activity (UDA)	0
17/18 Contracted orthodontic activity (UOA)	110
Carry forward orthodontic activity (UOA)	0
Baseline contract value	£23,561.43

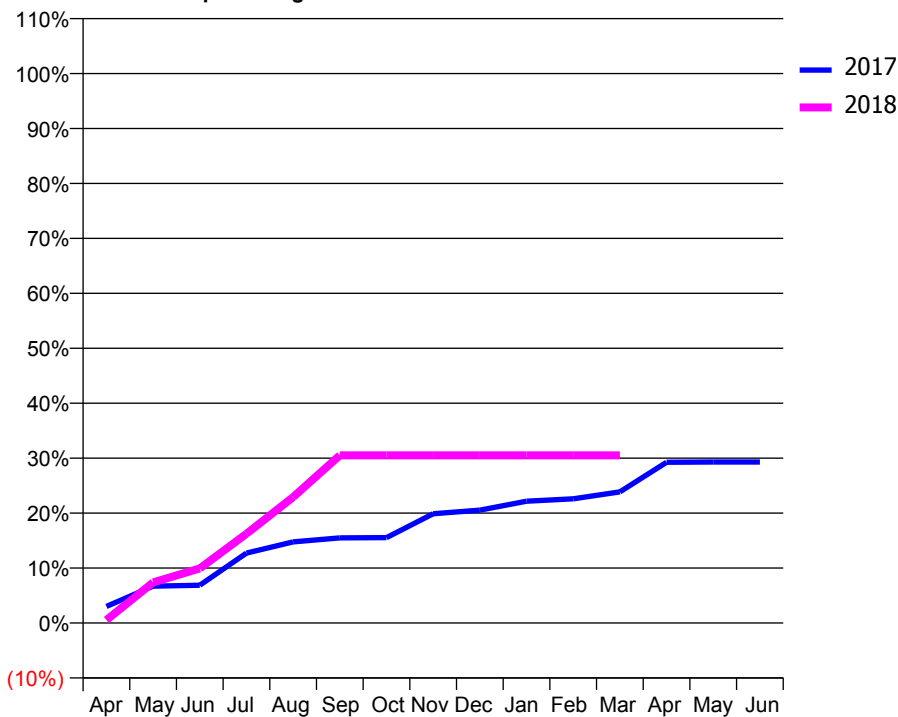
ACCESS*

Patients seen in 24 months	Total	Change since previous quarter
Quarter ending March 2017	301	
Quarter ending June 2017	283	↓
Quarter ending September 2017	252	↓
Quarter ending December 2017	218	↓
Quarter ending March 2018	169	↓
Variance since March 2017	(43.9%)	↓



ACTIVITY

Cumulative percentage of contracted UDA delivered 2017 & 2018



Month	Adjusted Scheduled Activity (UDA)	
	2017	2018
April	50	3
May	111	41
June	114	55
July	211	90
August	245	127
September	257	169
October	258	169
November	330	169
December	341	169
January	369	169
February	376	169
March	397	169
April	486	
May	487	
June	487	

QUALITY

	Quantity	Base Number	Contract	AT	Region	England
% of FP17s for the same patient ID Re-attending within 3 months - Children	12	110	10.9%	10.1%	11.6%	11.9%
% of FP17s for the same patient ID Re-attending within 3 months - Adults	0	24	0.0%	13.5%	15.4%	16.0%
% of FP17s for the same patient ID Re-attending between 3 & 9 months - Children	34	110	30.9%	59.8%	59.4%	58.3%
% of FP17s for the same patient ID Re-attending between 3 & 9 months - Adults	4	24	16.7%	54.2%	51.3%	50.3%
% of FP17s for Band 1 Urgent Courses	0	81	0.0%	7.2%	8.0%	9.1%
% of FP17s Relating to Free Repair or Replacements	0	81	0.0%	0.9%	0.8%	0.8%
% of FP17s Relating to Continuations	1	81	1.2%	1.2%	1.0%	1.0%
% of Patients satisfied with the dentistry they have received	0	0	N/A	91.0%	91.7%	91.5%
% of Patients satisfied with the time they had to wait for an appointment	0	0	N/A	89.4%	88.3%	87.9%

* This is based on patients treated on this contract for their most recent course of treatment. Figures in italics indicate the base number of FP17s or Patient Questionnaire responses are less than 100. N/A is shown where the base number of responses is less than 10 during the period. % is calculated as Quantity/Base number*100

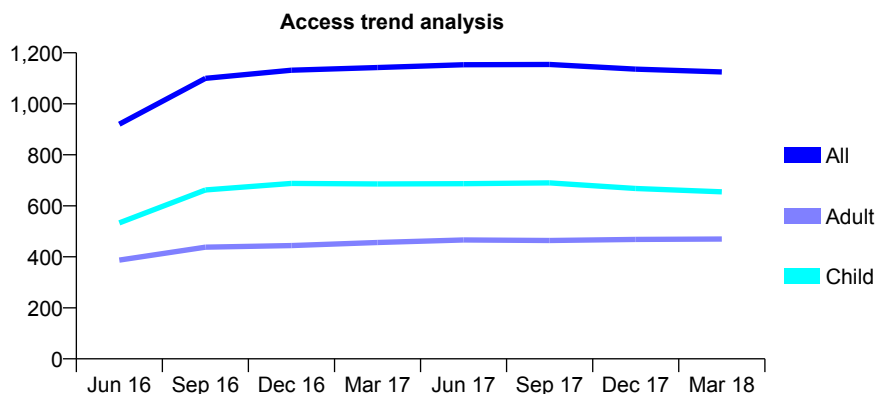
Q60 - Vital Signs At a Glance Contract Report for 725315/0001 - March 2018

Name or company name	MR IK JARRETT
Contract type name	GDS Contract
Purpose of contract	General
Contract start date	01/04/2006
Contract end date	

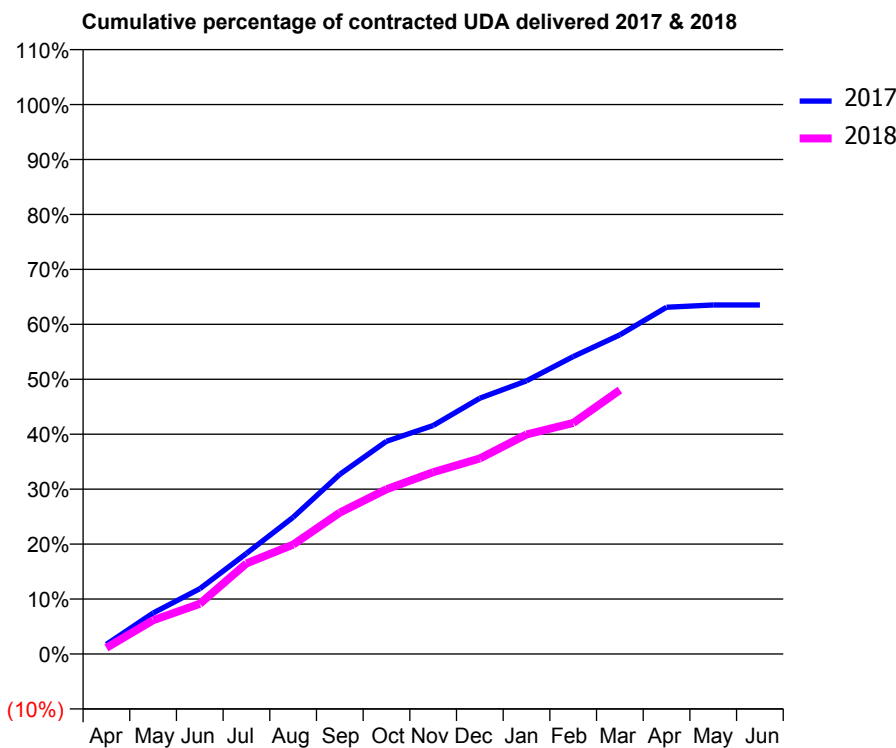
17/18 Contracted general activity (UDA)	4,451
Carry forward general activity (UDA)	0
17/18 Contracted orthodontic activity (UOA)	0
Carry forward orthodontic activity (UOA)	0
Baseline contract value	£94,888.01

ACCESS*

Patients seen in 24 months	Total	Change since previous quarter
Quarter ending March 2017	1,142	
Quarter ending June 2017	1,153	→
Quarter ending September 2017	1,154	→
Quarter ending December 2017	1,136	↓
Quarter ending March 2018	1,125	→
Variance since March 2017	(1.5%)	↓



ACTIVITY



Month	Adjusted Scheduled Activity (UDA)	
	2017	2018
April	78	50
May	332	274
June	528	407
July	815	734
August	1,108	886
September	1,456	1,146
October	1,723	1,334
November	1,851	1,473
December	2,073	1,584
January	2,213	1,779
February	2,409	1,871
March	2,585	2,138
April	2,809	
May	2,827	
June	2,827	

QUALITY

	Quantity	Base Number	Contract	AT	Region	England
% of FP17s for the same patient ID Re-attending within 3 months - Children	44	972	4.5%	10.1%	11.6%	11.9%
% of FP17s for the same patient ID Re-attending within 3 months - Adults	66	505	13.1%	13.5%	15.4%	16.0%
% of FP17s for the same patient ID Re-attending between 3 & 9 months - Children	639	972	65.7%	59.8%	59.4%	58.3%
% of FP17s for the same patient ID Re-attending between 3 & 9 months - Adults	290	505	57.4%	54.2%	51.3%	50.3%
% of FP17s for Band 1 Urgent Courses	33	1,354	2.4%	7.2%	8.0%	9.1%
% of FP17s Relating to Free Repair or Replacements	0	1,354	0.0%	0.9%	0.8%	0.8%
% of FP17s Relating to Continuations	0	1,354	0.0%	1.2%	1.0%	1.0%
% of Patients satisfied with the dentistry they have received	1	1	N/A	91.0%	91.7%	91.5%
% of Patients satisfied with the time they had to wait for an appointment	1	1	N/A	89.4%	88.3%	87.9%

* This is based on patients treated on this contract for their most recent course of treatment. Figures in italics indicate the base number of FP17s or Patient Questionnaire responses are less than 100. N/A is shown where the base number of responses is less than 10 during the period. % is calculated as Quantity/Base number*100

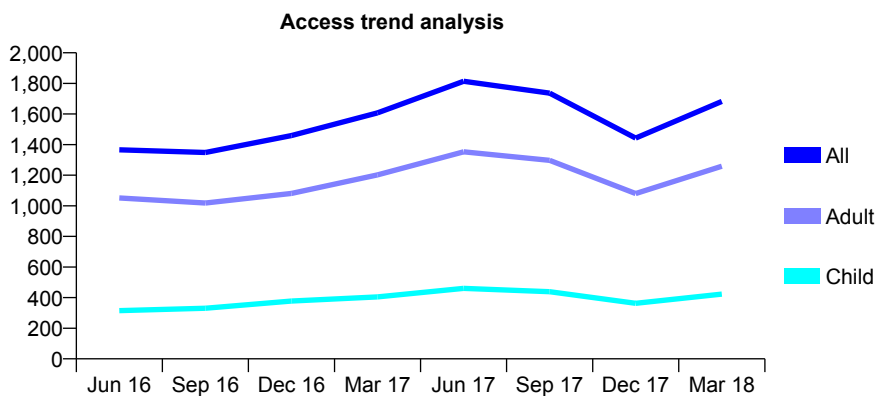
Q60 - Vital Signs At a Glance Contract Report for 725447/0001 - March 2018

Name or company name	MR PJ MIDDLETON
Contract type name	GDS Contract
Purpose of contract	General
Contract start date	01/04/2006
Contract end date	

17/18 Contracted general activity (UDA)	3,956
Carry forward general activity (UDA)	28
17/18 Contracted orthodontic activity (UOA)	0
Carry forward orthodontic activity (UOA)	0
Baseline contract value	£97,234.67

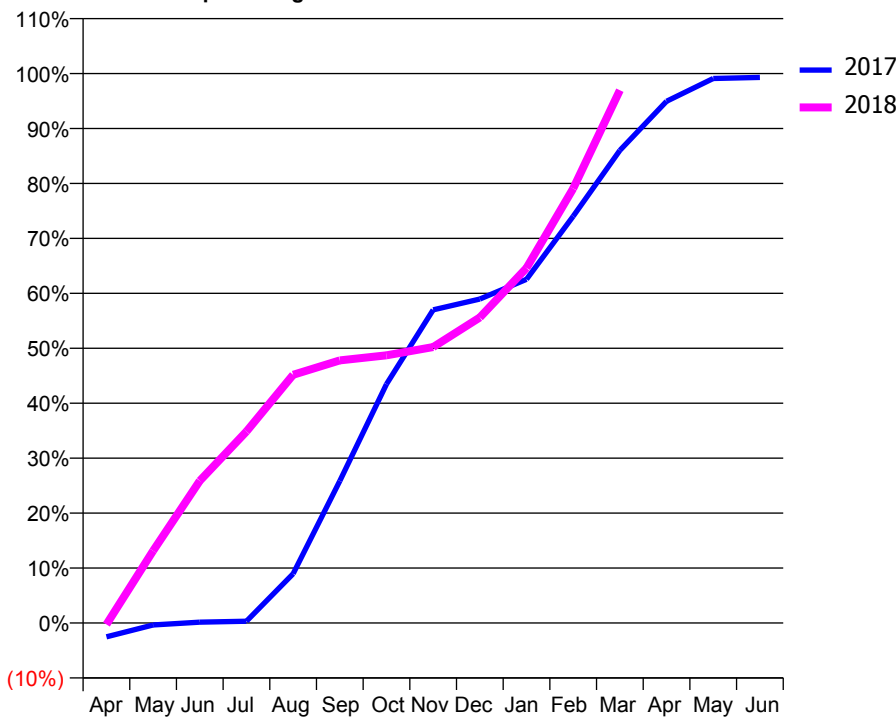
ACCESS*

Patients seen in 24 months	Total	Change since previous quarter
Quarter ending March 2017	1,607	
Quarter ending June 2017	1,814	↑
Quarter ending September 2017	1,736	↓
Quarter ending December 2017	1,443	↓
Quarter ending March 2018	1,682	↑
Variance since March 2017	4.7%	↑



ACTIVITY

Cumulative percentage of contracted UDA delivered 2017 & 2018



Month	Adjusted Scheduled Activity (UDA)	
	2017	2018
April	-100	-11
May	-15	519
June	6	1,023
July	13	1,379
August	354	1,787
September	1,023	1,891
October	1,720	1,927
November	2,255	1,987
December	2,332	2,200
January	2,474	2,556
February	2,928	3,128
March	3,402	3,836
April	3,756	
May	3,920	
June	3,928	

QUALITY

	Quantity	Base Number	Contract	AT	Region	England
% of FP17s for the same patient ID Re-attending within 3 months - Children	25	567	4.4%	10.1%	11.6%	11.9%
% of FP17s for the same patient ID Re-attending within 3 months - Adults	173	1,653	10.5%	13.5%	15.4%	16.0%
% of FP17s for the same patient ID Re-attending between 3 & 9 months - Children	173	567	30.5%	59.8%	59.4%	58.3%
% of FP17s for the same patient ID Re-attending between 3 & 9 months - Adults	566	1,653	34.2%	54.2%	51.3%	50.3%
% of FP17s for Band 1 Urgent Courses	148	1,970	7.5%	7.2%	8.0%	9.1%
% of FP17s Relating to Free Repair or Replacements	16	1,970	0.8%	0.9%	0.8%	0.8%
% of FP17s Relating to Continuations	21	1,970	1.1%	1.2%	1.0%	1.0%
% of Patients satisfied with the dentistry they have received	1	1	N/A	91.0%	91.7%	91.5%
% of Patients satisfied with the time they had to wait for an appointment	1	1	N/A	89.4%	88.3%	87.9%

* This is based on patients treated on this contract for their most recent course of treatment. Figures in italics indicate the base number of FP17s or Patient Questionnaire responses are less than 100. N/A is shown where the base number of responses is less than 10 during the period. % is calculated as Quantity/Base number*100

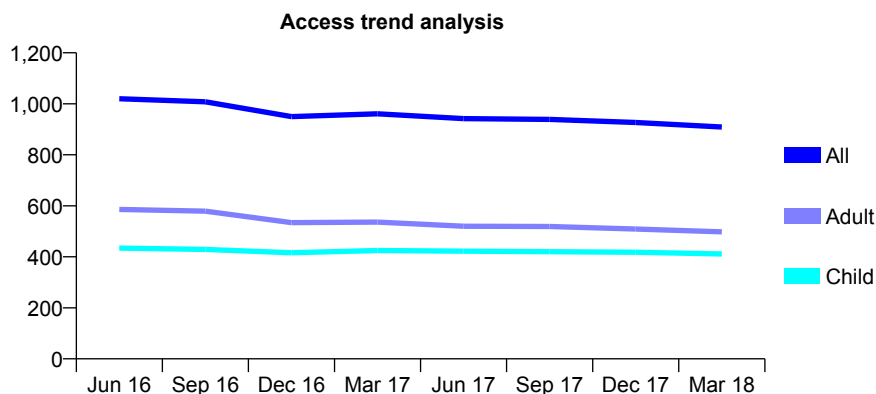
Q60 - Vital Signs At a Glance Contract Report for 732370/0001 - March 2018

Name or company name	MR AE WOODCOCK
Contract type name	GDS Contract
Purpose of contract	General
Contract start date	01/04/2006
Contract end date	

17/18 Contracted general activity (UDA)	2,550
Carry forward general activity (UDA)	0
17/18 Contracted orthodontic activity (UOA)	0
Carry forward orthodontic activity (UOA)	0
Baseline contract value	£68,979.60

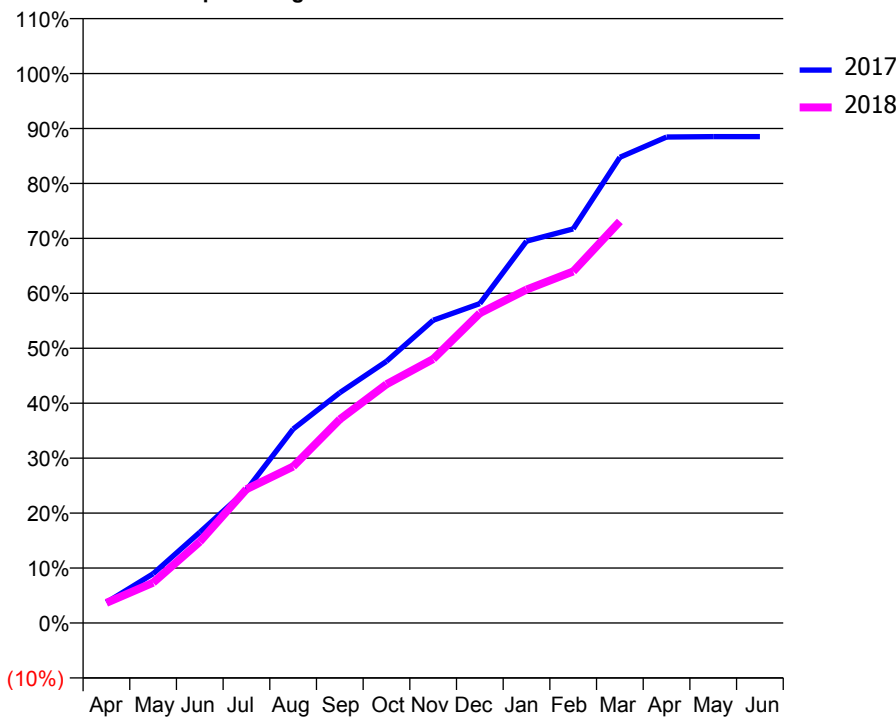
ACCESS*

Patients seen in 24 months	Total	Change since previous quarter
Quarter ending March 2017	961	
Quarter ending June 2017	942	↓
Quarter ending September 2017	939	→
Quarter ending December 2017	927	↓
Quarter ending March 2018	909	↓
Variance since March 2017	(5.4%)	↓



ACTIVITY

Cumulative percentage of contracted UDA delivered 2017 & 2018



Month	Adjusted Scheduled Activity (UDA)	
	2017	2018
April	95	94
May	229	187
June	421	377
July	617	621
August	900	726
September	1,069	945
October	1,214	1,108
November	1,405	1,225
December	1,482	1,438
January	1,772	1,547
February	1,829	1,631
March	2,161	1,863
April	2,255	
May	2,257	
June	2,257	

QUALITY

	Quantity	Base Number	Contract	AT	Region	England
% of FP17s for the same patient ID Re-attending within 3 months - Children	21	444	4.7%	10.1%	11.6%	11.9%
% of FP17s for the same patient ID Re-attending within 3 months - Adults	51	440	11.6%	13.5%	15.4%	16.0%
% of FP17s for the same patient ID Re-attending between 3 & 9 months - Children	88	444	19.8%	59.8%	59.4%	58.3%
% of FP17s for the same patient ID Re-attending between 3 & 9 months - Adults	123	440	28.0%	54.2%	51.3%	50.3%
% of FP17s for Band 1 Urgent Courses	22	843	2.6%	7.2%	8.0%	9.1%
% of FP17s Relating to Free Repair or Replacements	0	843	0.0%	0.9%	0.8%	0.8%
% of FP17s Relating to Continuations	19	843	2.3%	1.2%	1.0%	1.0%
% of Patients satisfied with the dentistry they have received	0	0	N/A	91.0%	91.7%	91.5%
% of Patients satisfied with the time they had to wait for an appointment	0	0	N/A	89.4%	88.3%	87.9%

* This is based on patients treated on this contract for their most recent course of treatment. Figures in italics indicate the base number of FP17s or Patient Questionnaire responses are less than 100. N/A is shown where the base number of responses is less than 10 during the period. % is calculated as Quantity/Base number*100

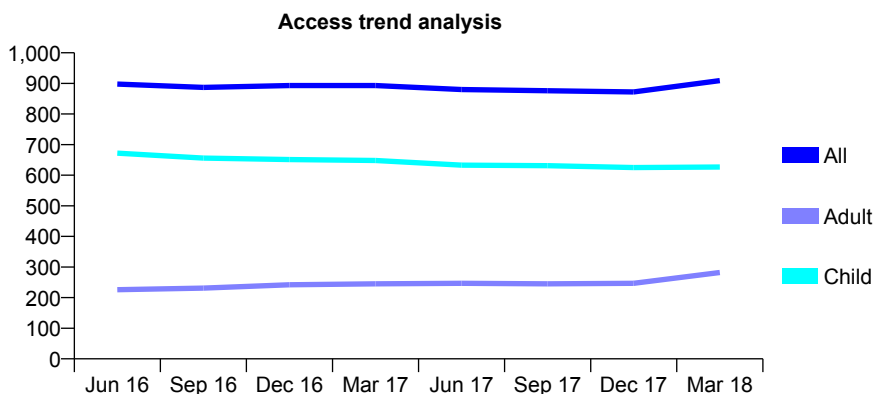
Q60 - Vital Signs At a Glance Contract Report for 739618/0001 - March 2018

Name or company name	MR J LAMPARD
Contract type name	GDS Contract
Purpose of contract	General and Orthodontic
Contract start date	01/04/2006
Contract end date	

17/18 Contracted general activity (UDA)	1,850
Carry forward general activity (UDA)	0
17/18 Contracted orthodontic activity (UOA)	38
Carry forward orthodontic activity (UOA)	0
Baseline contract value	£50,078.66

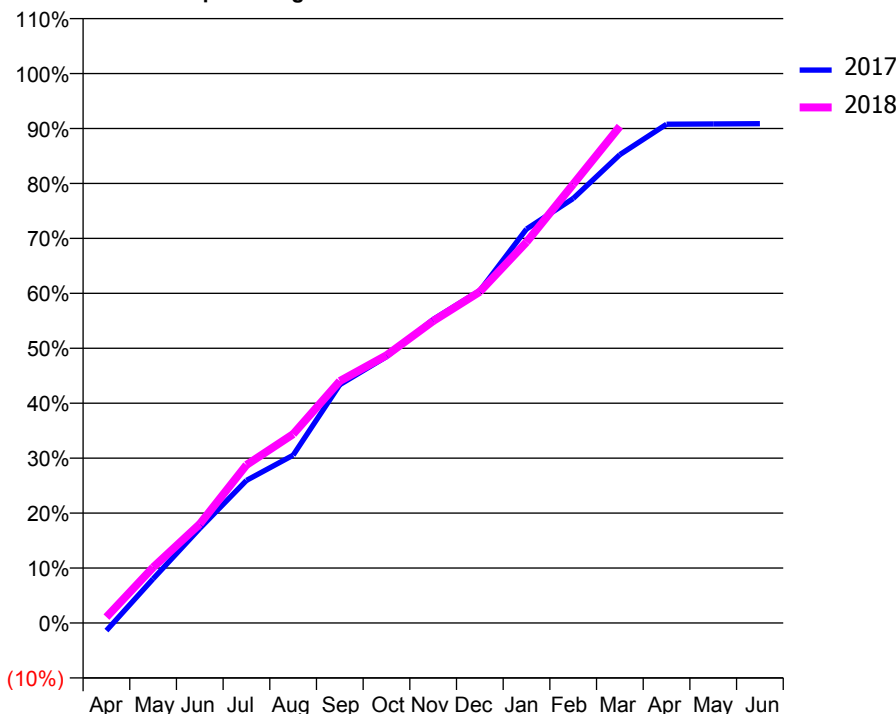
ACCESS*

Patients seen in 24 months	Total	Change since previous quarter
Quarter ending March 2017	893	
Quarter ending June 2017	880	↓
Quarter ending September 2017	876	→
Quarter ending December 2017	872	→
Quarter ending March 2018	909	↑
Variance since March 2017	1.8%	→



ACTIVITY

Cumulative percentage of contracted UDA delivered 2017 & 2018



Month	Adjusted Scheduled Activity (UDA)	
	2017	2018
April	-26	20
May	149	188
June	319	333
July	480	532
August	565	636
September	803	815
October	897	901
November	1,022	1,016
December	1,119	1,115
January	1,326	1,282
February	1,429	1,477
March	1,577	1,672
April	1,679	
May	1,680	
June	1,681	

QUALITY

	Quantity	Base Number	Contract	AT	Region	England
% of FP17s for the same patient ID Re-attending within 3 months - Children	65	1,139	5.7%	10.1%	11.6%	11.9%
% of FP17s for the same patient ID Re-attending within 3 months - Adults	5	266	1.9%	13.5%	15.4%	16.0%
% of FP17s for the same patient ID Re-attending between 3 & 9 months - Children	845	1,139	74.2%	59.8%	59.4%	58.3%
% of FP17s for the same patient ID Re-attending between 3 & 9 months - Adults	164	266	61.7%	54.2%	51.3%	50.3%
% of FP17s for Band 1 Urgent Courses	41	1,314	3.1%	7.2%	8.0%	9.1%
% of FP17s Relating to Free Repair or Replacements	0	1,314	0.0%	0.9%	0.8%	0.8%
% of FP17s Relating to Continuations	0	1,314	0.0%	1.2%	1.0%	1.0%
% of Patients satisfied with the dentistry they have received	0	0	N/A	91.0%	91.7%	91.5%
% of Patients satisfied with the time they had to wait for an appointment	0	0	N/A	89.4%	88.3%	87.9%

* This is based on patients treated on this contract for their most recent course of treatment. Figures in italics indicate the base number of FP17s or Patient Questionnaire responses are less than 100. N/A is shown where the base number of responses is less than 10 during the period. % is calculated as Quantity/Base number*100

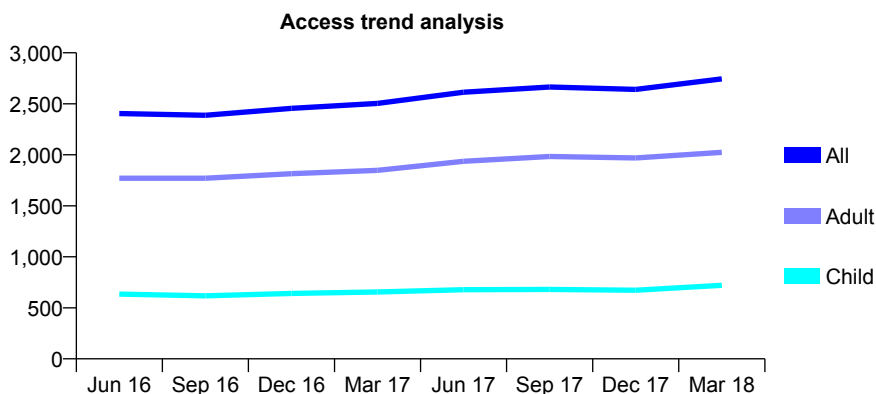
Q60 - Vital Signs At a Glance Contract Report for 740993/0001 - March 2018

Name or company name	MR JC WONG
Contract type name	GDS Contract
Purpose of contract	General
Contract start date	01/04/2006
Contract end date	

17/18 Contracted general activity (UDA)	8,120
Carry forward general activity (UDA)	-162
17/18 Contracted orthodontic activity (UOA)	0
Carry forward orthodontic activity (UOA)	0
Baseline contract value	£234,876.39

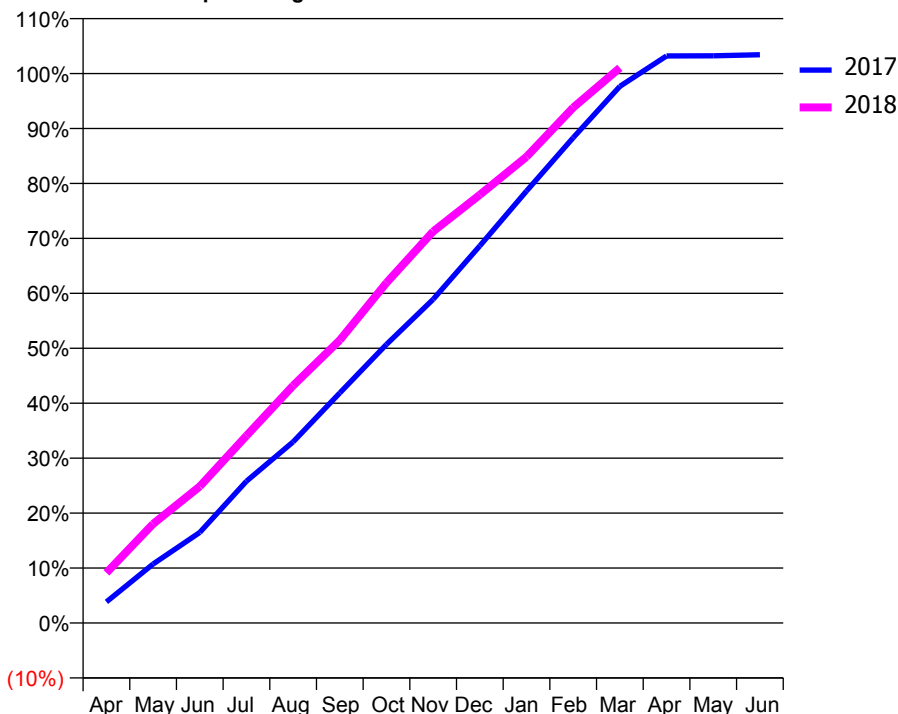
ACCESS*

Patients seen in 24 months	Total	Change since previous quarter
Quarter ending March 2017	2,504	
Quarter ending June 2017	2,614	↑
Quarter ending September 2017	2,665	→
Quarter ending December 2017	2,641	→
Quarter ending March 2018	2,745	↑
Variance since March 2017	9.6%	↑



ACTIVITY

Cumulative percentage of contracted UDA delivered 2017 & 2018



Month	Adjusted Scheduled Activity (UDA)	
	2017	2018
April	312	742
May	873	1,466
June	1,339	2,018
July	2,096	2,768
August	2,676	3,509
September	3,401	4,180
October	4,117	5,028
November	4,784	5,787
December	5,573	6,329
January	6,383	6,889
February	7,171	7,617
March	7,930	8,204
April	8,380	
May	8,381	
June	8,396	

QUALITY

	Quantity	Base Number	Contract	AT	Region	England
% of FP17s for the same patient ID Re-attending within 3 months - Children	55	1,201	4.6%	10.1%	11.6%	11.9%
% of FP17s for the same patient ID Re-attending within 3 months - Adults	402	3,496	11.5%	13.5%	15.4%	16.0%
% of FP17s for the same patient ID Re-attending between 3 & 9 months - Children	789	1,201	65.7%	59.8%	59.4%	58.3%
% of FP17s for the same patient ID Re-attending between 3 & 9 months - Adults	2,175	3,496	62.2%	54.2%	51.3%	50.3%
% of FP17s for Band 1 Urgent Courses	352	4,452	7.9%	7.2%	8.0%	9.1%
% of FP17s Relating to Free Repair or Replacements	25	4,452	0.6%	0.9%	0.8%	0.8%
% of FP17s Relating to Continuations	54	4,452	1.2%	1.2%	1.0%	1.0%
% of Patients satisfied with the dentistry they have received	5	5	N/A	91.0%	91.7%	91.5%
% of Patients satisfied with the time they had to wait for an appointment	5	5	N/A	89.4%	88.3%	87.9%

* This is based on patients treated on this contract for their most recent course of treatment. Figures in italics indicate the base number of FP17s or Patient Questionnaire responses are less than 100. N/A is shown where the base number of responses is less than 10 during the period. % is calculated as Quantity/Base number*100

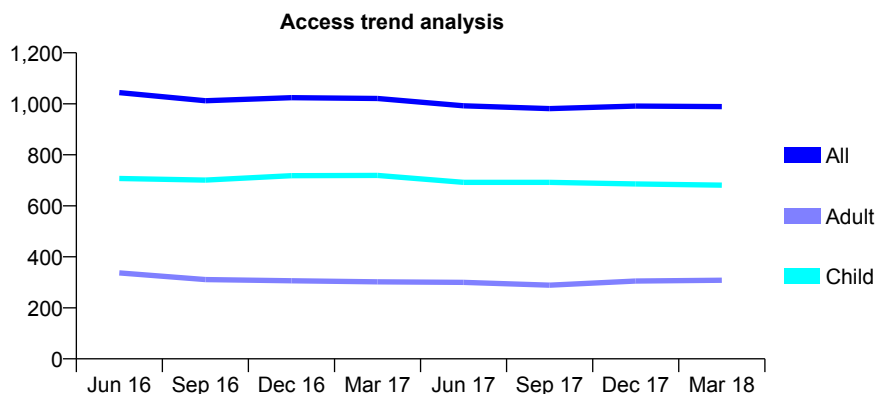
Q60 - Vital Signs At a Glance Contract Report for 741361/0001 - March 2018

Name or company name	MISS SM BATHO
Contract type name	GDS Contract
Purpose of contract	General
Contract start date	01/04/2006
Contract end date	

17/18 Contracted general activity (UDA)	2,100
Carry forward general activity (UDA)	0
17/18 Contracted orthodontic activity (UOA)	0
Carry forward orthodontic activity (UOA)	0
Baseline contract value	£47,208.00

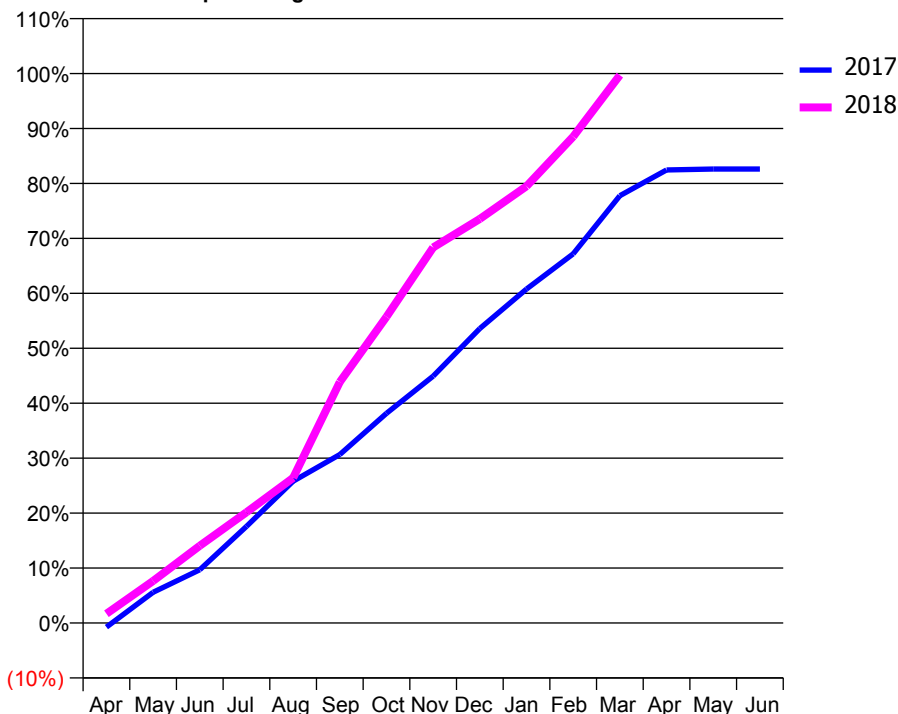
ACCESS*

Patients seen in 24 months	Total	Change since previous quarter
Quarter ending March 2017	1,021	
Quarter ending June 2017	992	↓
Quarter ending September 2017	981	↓
Quarter ending December 2017	991	→
Quarter ending March 2018	989	→
Variance since March 2017	(3.1%)	↓



ACTIVITY

Cumulative percentage of contracted UDA delivered 2017 & 2018



Month	Adjusted Scheduled Activity (UDA)	
	2017	2018
April	-19	35
May	140	161
June	243	295
July	440	423
August	645	555
September	766	921
October	954	1,170
November	1,123	1,435
December	1,340	1,544
January	1,519	1,669
February	1,680	1,859
March	1,944	2,094
April	2,061	
May	2,065	
June	2,065	

QUALITY

	Quantity	Base Number	Contract	AT	Region	England
% of FP17s for the same patient ID Re-attending within 3 months - Children	92	1,054	8.7%	10.1%	11.6%	11.9%
% of FP17s for the same patient ID Re-attending within 3 months - Adults	69	377	18.3%	13.5%	15.4%	16.0%
% of FP17s for the same patient ID Re-attending between 3 & 9 months - Children	622	1,054	59.0%	59.8%	59.4%	58.3%
% of FP17s for the same patient ID Re-attending between 3 & 9 months - Adults	158	377	41.9%	54.2%	51.3%	50.3%
% of FP17s for Band 1 Urgent Courses	89	1,353	6.6%	7.2%	8.0%	9.1%
% of FP17s Relating to Free Repair or Replacements	0	1,353	0.0%	0.9%	0.8%	0.8%
% of FP17s Relating to Continuations	0	1,353	0.0%	1.2%	1.0%	1.0%
% of Patients satisfied with the dentistry they have received	0	0	N/A	91.0%	91.7%	91.5%
% of Patients satisfied with the time they had to wait for an appointment	0	0	N/A	89.4%	88.3%	87.9%

* This is based on patients treated on this contract for their most recent course of treatment. Figures in italics indicate the base number of FP17s or Patient Questionnaire responses are less than 100. N/A is shown where the base number of responses is less than 10 during the period. % is calculated as Quantity/Base number*100

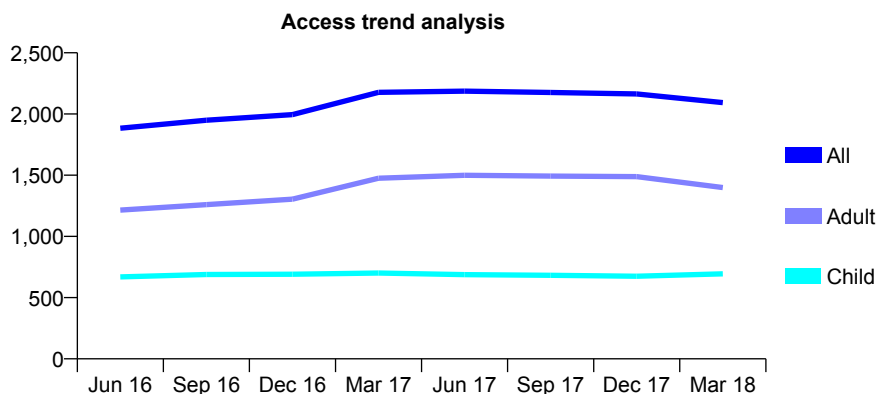
Q60 - Vital Signs At a Glance Contract Report for 741396/0001 - March 2018

Name or company name	MR D CHILCOTT
Contract type name	GDS Contract
Purpose of contract	General
Contract start date	01/04/2006
Contract end date	

17/18 Contracted general activity (UDA)	5,679
Carry forward general activity (UDA)	-50
17/18 Contracted orthodontic activity (UOA)	0
Carry forward orthodontic activity (UOA)	0
Baseline contract value	£148,910.89

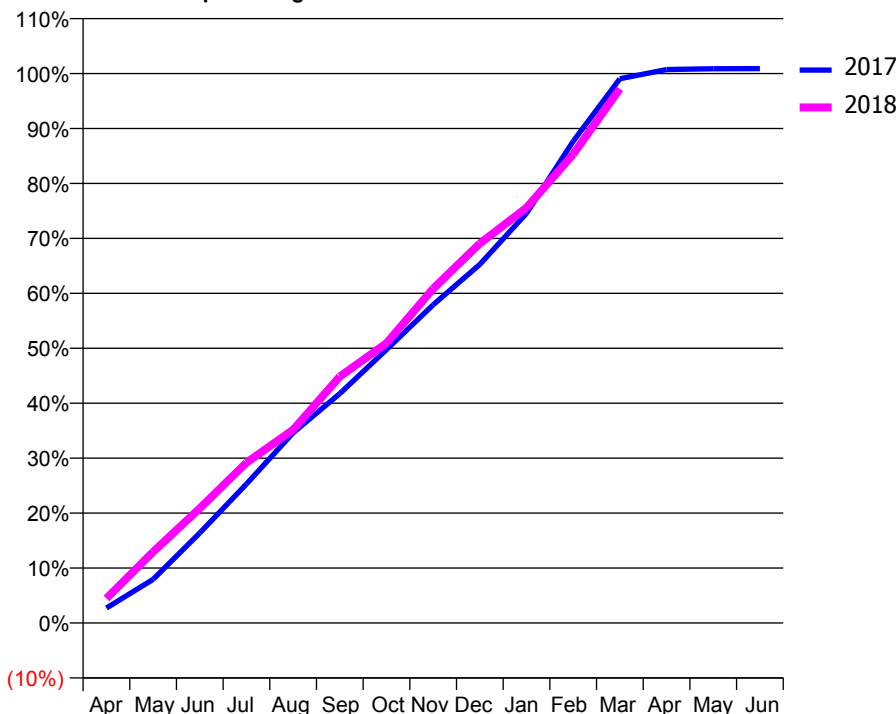
ACCESS*

Patients seen in 24 months	Total	Change since previous quarter
Quarter ending March 2017	2,177	
Quarter ending June 2017	2,187	→
Quarter ending September 2017	2,176	→
Quarter ending December 2017	2,164	→
Quarter ending March 2018	2,093	↓
Variance since March 2017	(3.9%)	↓



ACTIVITY

Cumulative percentage of contracted UDA delivered 2017 & 2018



Month	Adjusted Scheduled Activity (UDA)	
	2017	2018
April	155	254
May	451	736
June	931	1,186
July	1,437	1,657
August	1,966	1,998
September	2,371	2,548
October	2,826	2,892
November	3,288	3,456
December	3,707	3,923
January	4,234	4,292
February	4,978	4,845
March	5,624	5,522
April	5,719	
May	5,728	
June	5,729	

QUALITY

	Quantity	Base Number	Contract	AT	Region	England
% of FP17s for the same patient ID Re-attending within 3 months - Children	91	1,152	7.9%	10.1%	11.6%	11.9%
% of FP17s for the same patient ID Re-attending within 3 months - Adults	239	1,854	12.9%	13.5%	15.4%	16.0%
% of FP17s for the same patient ID Re-attending between 3 & 9 months - Children	742	1,152	64.4%	59.8%	59.4%	58.3%
% of FP17s for the same patient ID Re-attending between 3 & 9 months - Adults	1,106	1,854	59.7%	54.2%	51.3%	50.3%
% of FP17s for Band 1 Urgent Courses	24	2,935	0.8%	7.2%	8.0%	9.1%
% of FP17s Relating to Free Repair or Replacements	22	2,935	0.7%	0.9%	0.8%	0.8%
% of FP17s Relating to Continuations	41	2,935	1.4%	1.2%	1.0%	1.0%
% of Patients satisfied with the dentistry they have received	2	2	N/A	91.0%	91.7%	91.5%
% of Patients satisfied with the time they had to wait for an appointment	2	2	N/A	89.4%	88.3%	87.9%

* This is based on patients treated on this contract for their most recent course of treatment. Figures in italics indicate the base number of FP17s or Patient Questionnaire responses are less than 100. N/A is shown where the base number of responses is less than 10 during the period. % is calculated as Quantity/Base number*100

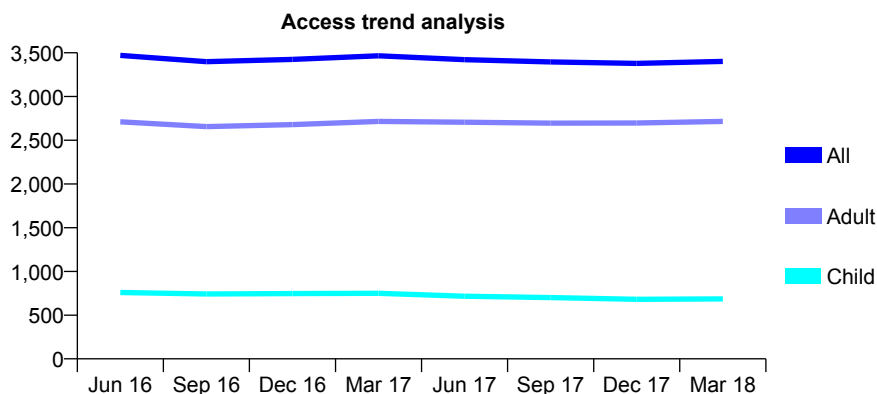
Q60 - Vital Signs At a Glance Contract Report for 745804/0001 - March 2018

Name or company name	MR YM TSO
Contract type name	GDS Contract
Purpose of contract	General
Contract start date	01/04/2006
Contract end date	

17/18 Contracted general activity (UDA)	8,200
Carry forward general activity (UDA)	95
17/18 Contracted orthodontic activity (UOA)	0
Carry forward orthodontic activity (UOA)	0
Baseline contract value	£239,108.40

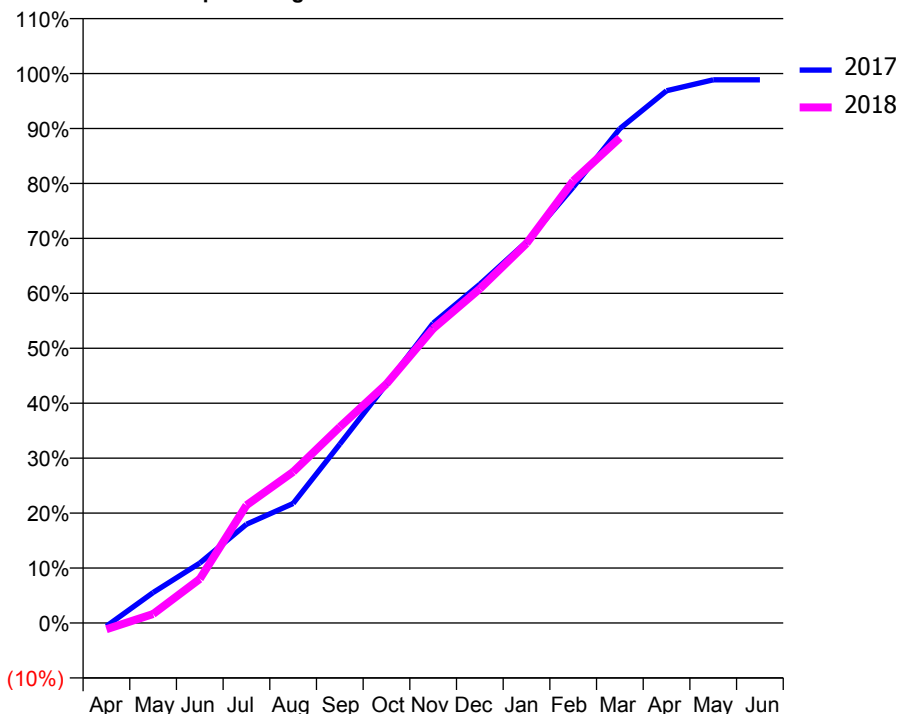
ACCESS*

Patients seen in 24 months	Total	Change since previous quarter
Quarter ending March 2017	3,465	
Quarter ending June 2017	3,422	↓
Quarter ending September 2017	3,396	→
Quarter ending December 2017	3,378	→
Quarter ending March 2018	3,401	→
Variance since March 2017	(1.8%)	↓



ACTIVITY

Cumulative percentage of contracted UDA delivered 2017 & 2018



Month	Adjusted Scheduled Activity (UDA)	
	2017	2018
April	-48	-95
May	455	134
June	895	657
July	1,474	1,758
August	1,783	2,256
September	2,670	2,926
October	3,565	3,570
November	4,474	4,393
December	5,055	4,987
January	5,689	5,663
February	6,504	6,597
March	7,378	7,241
April	7,943	
May	8,105	
June	8,105	

QUALITY

	Quantity	Base Number	Contract	AT	Region	England
% of FP17s for the same patient ID Re-attending within 3 months - Children	28	724	3.9%	10.1%	11.6%	11.9%
% of FP17s for the same patient ID Re-attending within 3 months - Adults	417	2,978	14.0%	13.5%	15.4%	16.0%
% of FP17s for the same patient ID Re-attending between 3 & 9 months - Children	198	724	27.3%	59.8%	59.4%	58.3%
% of FP17s for the same patient ID Re-attending between 3 & 9 months - Adults	632	2,978	21.2%	54.2%	51.3%	50.3%
% of FP17s for Band 1 Urgent Courses	339	3,426	9.9%	7.2%	8.0%	9.1%
% of FP17s Relating to Free Repair or Replacements	96	3,426	2.8%	0.9%	0.8%	0.8%
% of FP17s Relating to Continuations	58	3,426	1.7%	1.2%	1.0%	1.0%
% of Patients satisfied with the dentistry they have received	4	4	N/A	91.0%	91.7%	91.5%
% of Patients satisfied with the time they had to wait for an appointment	4	4	N/A	89.4%	88.3%	87.9%

* This is based on patients treated on this contract for their most recent course of treatment. Figures in italics indicate the base number of FP17s or Patient Questionnaire responses are less than 100. N/A is shown where the base number of responses is less than 10 during the period. % is calculated as Quantity/Base number*100

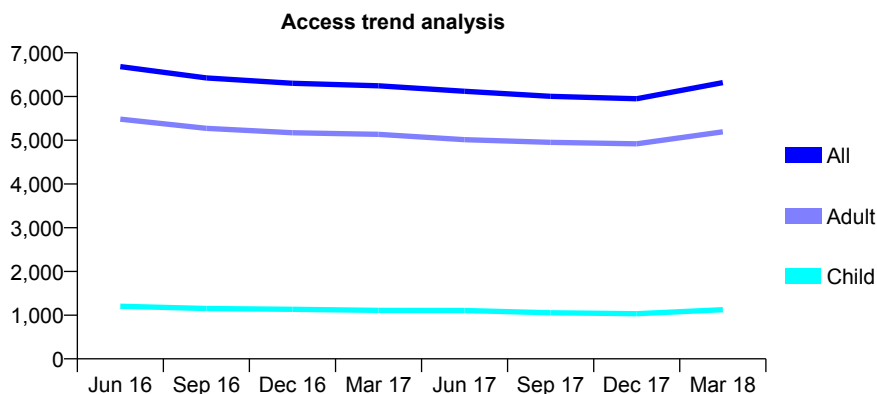
Q60 - Vital Signs At a Glance Contract Report for 749559/0001 - March 2018

Name or company name	MR JC PREECE
Contract type name	GDS Contract
Purpose of contract	General
Contract start date	01/04/2006
Contract end date	

17/18 Contracted general activity (UDA)	19,778
Carry forward general activity (UDA)	0
17/18 Contracted orthodontic activity (UOA)	0
Carry forward orthodontic activity (UOA)	0
Baseline contract value	£567,448.17

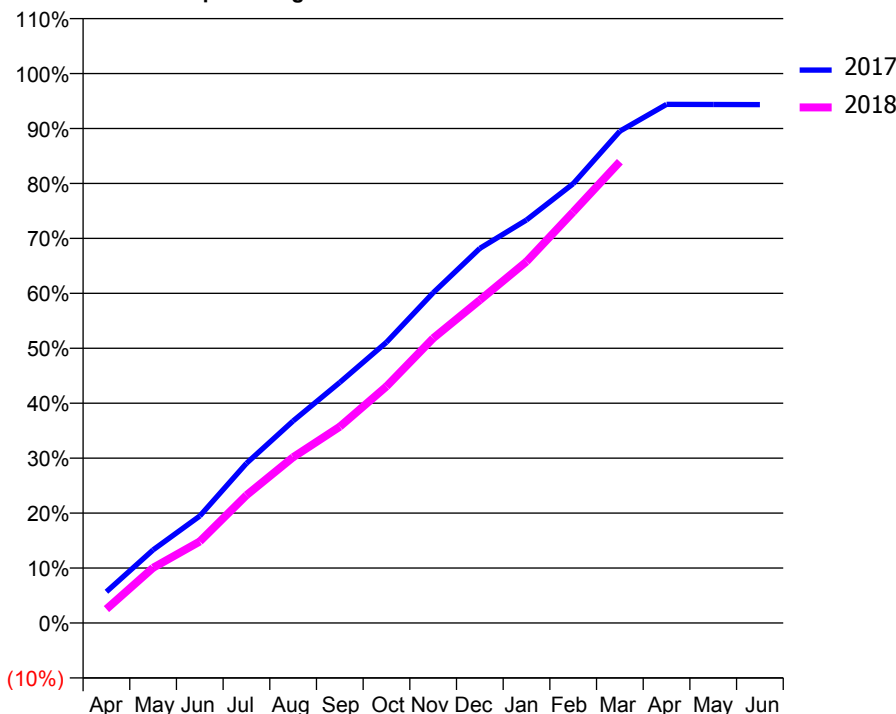
ACCESS*

Patients seen in 24 months	Total	Change since previous quarter
Quarter ending March 2017	6,245	
Quarter ending June 2017	6,121	↓
Quarter ending September 2017	6,004	↓
Quarter ending December 2017	5,948	→
Quarter ending March 2018	6,317	↑
Variance since March 2017	1.2%	→



ACTIVITY

Cumulative percentage of contracted UDA delivered 2017 & 2018



Month	Adjusted Scheduled Activity (UDA)	
	2017	2018
April	1,126	500
May	2,632	1,990
June	3,852	2,933
July	5,746	4,598
August	7,271	5,966
September	8,660	7,066
October	10,105	8,518
November	11,885	10,250
December	13,485	11,620
January	14,507	13,009
February	15,811	14,792
March	17,703	16,606
April	18,669	
May	18,661	
June	18,659	

QUALITY

	Quantity	Base Number	Contract	AT	Region	England
% of FP17s for the same patient ID Re-attending within 3 months - Children	73	1,668	4.4%	10.1%	11.6%	11.9%
% of FP17s for the same patient ID Re-attending within 3 months - Adults	1,052	8,446	12.5%	13.5%	15.4%	16.0%
% of FP17s for the same patient ID Re-attending between 3 & 9 months - Children	1,043	1,668	62.5%	59.8%	59.4%	58.3%
% of FP17s for the same patient ID Re-attending between 3 & 9 months - Adults	5,657	8,446	67.0%	54.2%	51.3%	50.3%
% of FP17s for Band 1 Urgent Courses	762	9,711	7.8%	7.2%	8.0%	9.1%
% of FP17s Relating to Free Repair or Replacements	45	9,711	0.5%	0.9%	0.8%	0.8%
% of FP17s Relating to Continuations	43	9,711	0.4%	1.2%	1.0%	1.0%
% of Patients satisfied with the dentistry they have received	14	14	100.0%	91.0%	91.7%	91.5%
% of Patients satisfied with the time they had to wait for an appointment	12	14	85.7%	89.4%	88.3%	87.9%

* This is based on patients treated on this contract for their most recent course of treatment. Figures in italics indicate the base number of FP17s or Patient Questionnaire responses are less than 100. N/A is shown where the base number of responses is less than 10 during the period. % is calculated as Quantity/Base number*100

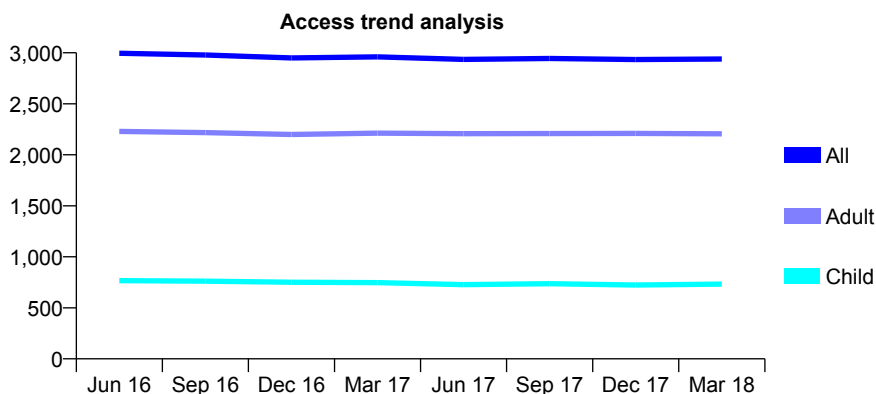
Q60 - Vital Signs At a Glance Contract Report for 755362/0001 - March 2018

Name or company name	MR KS HUGHES
Contract type name	GDS Contract
Purpose of contract	General
Contract start date	01/04/2006
Contract end date	

17/18 Contracted general activity (UDA)	9,315
Carry forward general activity (UDA)	170
17/18 Contracted orthodontic activity (UOA)	0
Carry forward orthodontic activity (UOA)	0
Baseline contract value	£250,954.46

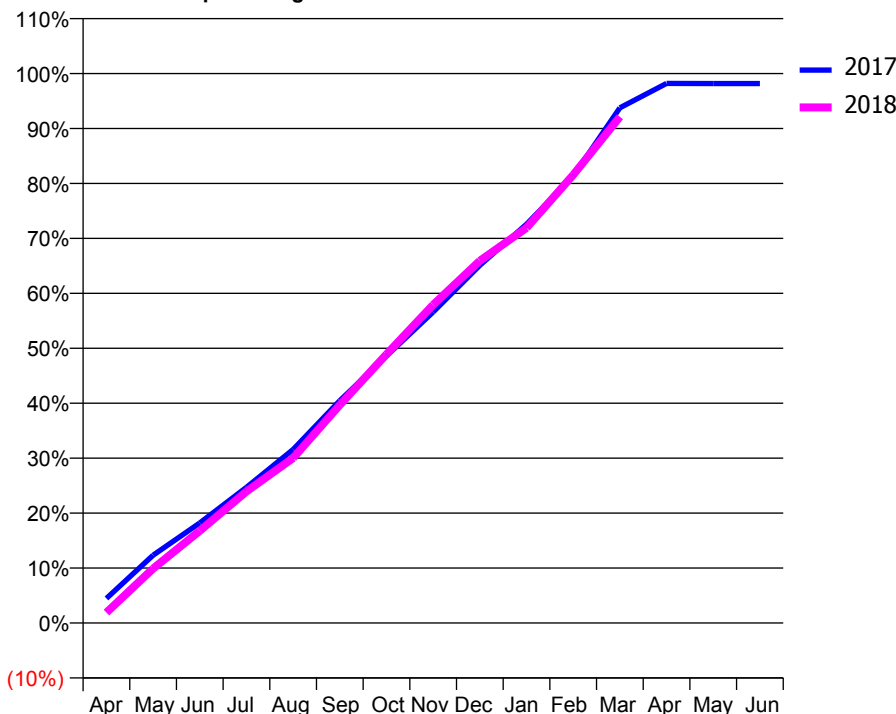
ACCESS*

Patients seen in 24 months	Total	Change since previous quarter
Quarter ending March 2017	2,960	
Quarter ending June 2017	2,935	→
Quarter ending September 2017	2,945	→
Quarter ending December 2017	2,934	→
Quarter ending March 2018	2,939	→
Variance since March 2017	(0.7%)	→



ACTIVITY

Cumulative percentage of contracted UDA delivered 2017 & 2018



Month	Adjusted Scheduled Activity (UDA)	
	2017	2018
April	416	178
May	1,149	923
June	1,698	1,563
July	2,299	2,229
August	2,942	2,798
September	3,769	3,696
October	4,526	4,556
November	5,272	5,394
December	6,064	6,140
January	6,760	6,699
February	7,575	7,596
March	8,734	8,581
April	9,146	
May	9,145	
June	9,145	

QUALITY

	Quantity	Base Number	Contract	AT	Region	England
% of FP17s for the same patient ID Re-attending within 3 months - Children	90	1,323	6.8%	10.1%	11.6%	11.9%
% of FP17s for the same patient ID Re-attending within 3 months - Adults	437	3,448	12.7%	13.5%	15.4%	16.0%
% of FP17s for the same patient ID Re-attending between 3 & 9 months - Children	999	1,323	75.5%	59.8%	59.4%	58.3%
% of FP17s for the same patient ID Re-attending between 3 & 9 months - Adults	2,130	3,448	61.8%	54.2%	51.3%	50.3%
% of FP17s for Band 1 Urgent Courses	251	4,568	5.5%	7.2%	8.0%	9.1%
% of FP17s Relating to Free Repair or Replacements	51	4,568	1.1%	0.9%	0.8%	0.8%
% of FP17s Relating to Continuations	37	4,568	0.8%	1.2%	1.0%	1.0%
% of Patients satisfied with the dentistry they have received	6	6	N/A	91.0%	91.7%	91.5%
% of Patients satisfied with the time they had to wait for an appointment	6	6	N/A	89.4%	88.3%	87.9%

* This is based on patients treated on this contract for their most recent course of treatment. Figures in italics indicate the base number of FP17s or Patient Questionnaire responses are less than 100. N/A is shown where the base number of responses is less than 10 during the period. % is calculated as Quantity/Base number*100

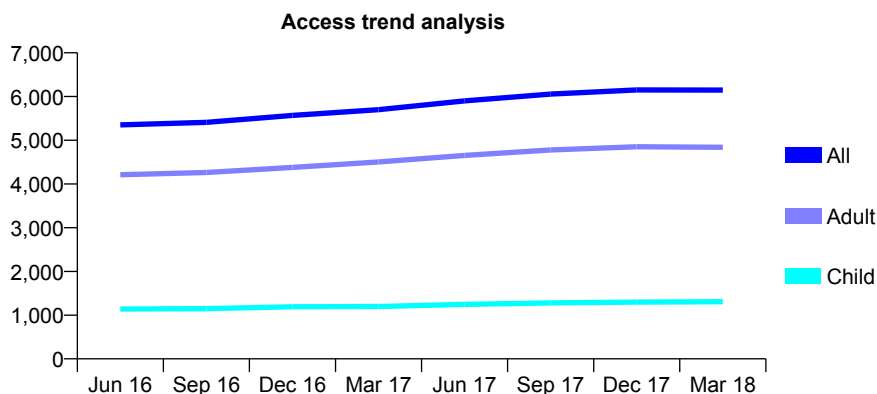
Q60 - Vital Signs At a Glance Contract Report for 762571/0001 - March 2018

Name or company name	Cleobury Dental Practice Partnership
Contract type name	GDS Contract
Purpose of contract	General
Contract start date	01/12/2011
Contract end date	

17/18 Contracted general activity (UDA)	15,000
Carry forward general activity (UDA)	0
17/18 Contracted orthodontic activity (UOA)	0
Carry forward orthodontic activity (UOA)	0
Baseline contract value	£391,317.35

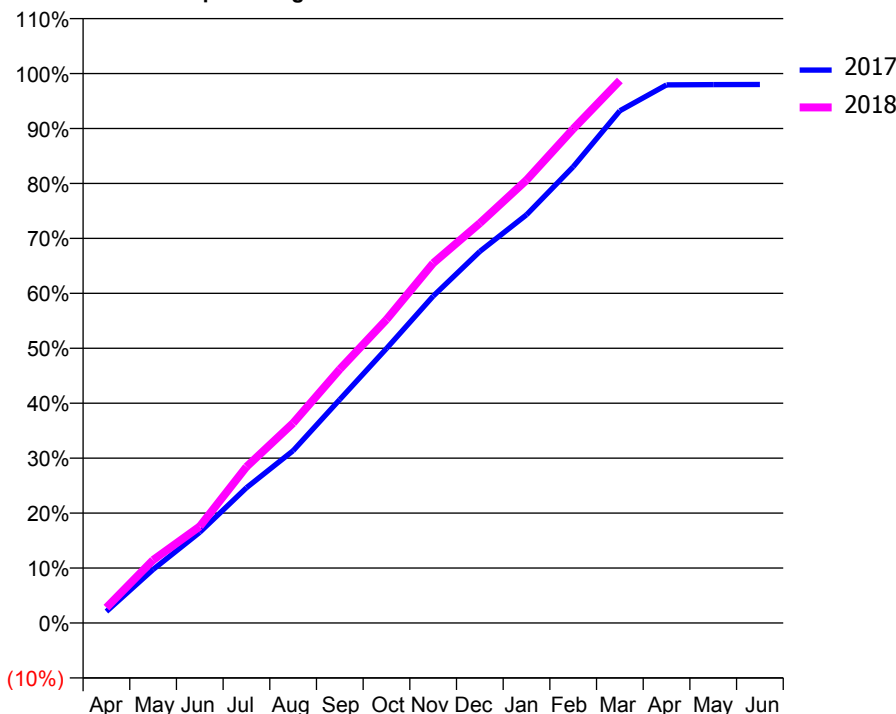
ACCESS*

Patients seen in 24 months	Total	Change since previous quarter
Quarter ending March 2017	5,700	
Quarter ending June 2017	5,900	↑
Quarter ending September 2017	6,055	↑
Quarter ending December 2017	6,150	→
Quarter ending March 2018	6,146	→
Variance since March 2017	7.8%	↑



ACTIVITY

Cumulative percentage of contracted UDA delivered 2017 & 2018



Month	Adjusted Scheduled Activity (UDA)	
	2017	2018
April	314	422
May	1,462	1,721
June	2,478	2,637
July	3,691	4,264
August	4,705	5,458
September	6,104	6,928
October	7,493	8,284
November	8,922	9,823
December	10,144	10,913
January	11,143	12,090
February	12,453	13,488
March	13,983	14,810
April	14,689	
May	14,695	
June	14,700	

QUALITY

	Quantity	Base Number	Contract	AT	Region	England
% of FP17s for the same patient ID Re-attending within 3 months - Children	186	2,257	8.2%	10.1%	11.6%	11.9%
% of FP17s for the same patient ID Re-attending within 3 months - Adults	739	6,827	10.8%	13.5%	15.4%	16.0%
% of FP17s for the same patient ID Re-attending between 3 & 9 months - Children	1,488	2,257	65.9%	59.8%	59.4%	58.3%
% of FP17s for the same patient ID Re-attending between 3 & 9 months - Adults	4,023	6,827	58.9%	54.2%	51.3%	50.3%
% of FP17s for Band 1 Urgent Courses	427	7,922	5.4%	7.2%	8.0%	9.1%
% of FP17s Relating to Free Repair or Replacements	57	7,922	0.7%	0.9%	0.8%	0.8%
% of FP17s Relating to Continuations	48	7,922	0.6%	1.2%	1.0%	1.0%
% of Patients satisfied with the dentistry they have received	8	9	N/A	91.0%	91.7%	91.5%
% of Patients satisfied with the time they had to wait for an appointment	8	9	N/A	89.4%	88.3%	87.9%

* This is based on patients treated on this contract for their most recent course of treatment. Figures in italics indicate the base number of FP17s or Patient Questionnaire responses are less than 100. N/A is shown where the base number of responses is less than 10 during the period. % is calculated as Quantity/Base number*100

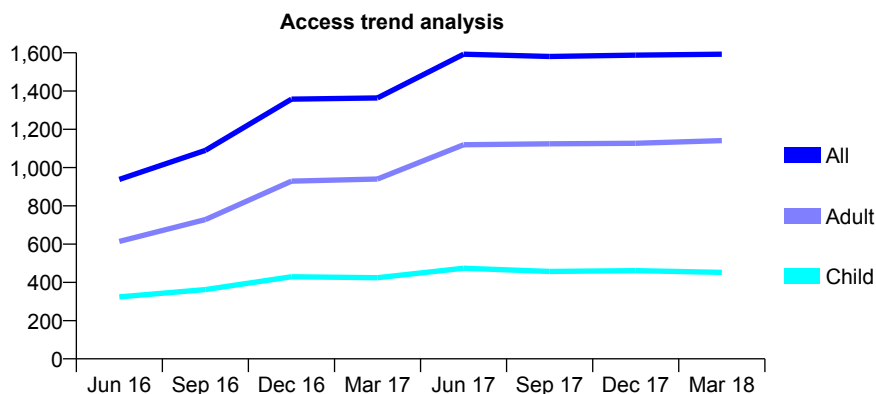
Q60 - Vital Signs At a Glance Contract Report for 762776/0001 - March 2018

Name or company name	MR A SHAMSI
Contract type name	GDS Contract
Purpose of contract	General
Contract start date	01/04/2006
Contract end date	

17/18 Contracted general activity (UDA)	6,178
Carry forward general activity (UDA)	-107
17/18 Contracted orthodontic activity (UOA)	0
Carry forward orthodontic activity (UOA)	0
Baseline contract value	£160,459.95

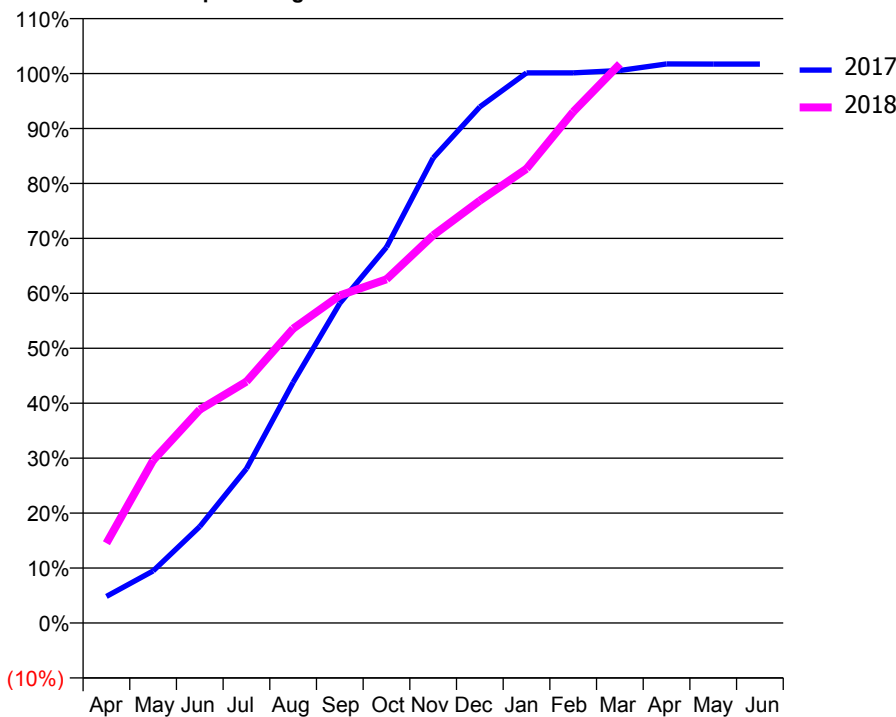
ACCESS*

Patients seen in 24 months	Total	Change since previous quarter
Quarter ending March 2017	1,364	
Quarter ending June 2017	1,593	↑
Quarter ending September 2017	1,581	→
Quarter ending December 2017	1,588	→
Quarter ending March 2018	1,593	→
Variance since March 2017	16.8%	↑



ACTIVITY

Cumulative percentage of contracted UDA delivered 2017 & 2018



Month	Adjusted Scheduled Activity (UDA)	
	2017	2018
April	299	897
May	585	1,829
June	1,085	2,399
July	1,735	2,714
August	2,706	3,310
September	3,595	3,683
October	4,225	3,864
November	5,229	4,359
December	5,803	4,748
January	6,185	5,108
February	6,185	5,747
March	6,212	6,286
April	6,286	
May	6,285	
June	6,285	

QUALITY

	Quantity	Base Number	Contract	AT	Region	England
% of FP17s for the same patient ID Re-attending within 3 months - Children	47	674	7.0%	10.1%	11.6%	11.9%
% of FP17s for the same patient ID Re-attending within 3 months - Adults	209	1,565	13.4%	13.5%	15.4%	16.0%
% of FP17s for the same patient ID Re-attending between 3 & 9 months - Children	386	674	57.3%	59.8%	59.4%	58.3%
% of FP17s for the same patient ID Re-attending between 3 & 9 months - Adults	805	1,565	51.4%	54.2%	51.3%	50.3%
% of FP17s for Band 1 Urgent Courses	28	2,208	1.3%	7.2%	8.0%	9.1%
% of FP17s Relating to Free Repair or Replacements	0	2,208	0.0%	0.9%	0.8%	0.8%
% of FP17s Relating to Continuations	5	2,208	0.2%	1.2%	1.0%	1.0%
% of Patients satisfied with the dentistry they have received	2	2	N/A	91.0%	91.7%	91.5%
% of Patients satisfied with the time they had to wait for an appointment	2	2	N/A	89.4%	88.3%	87.9%

* This is based on patients treated on this contract for their most recent course of treatment. Figures in italics indicate the base number of FP17s or Patient Questionnaire responses are less than 100. N/A is shown where the base number of responses is less than 10 during the period. % is calculated as Quantity/Base number*100

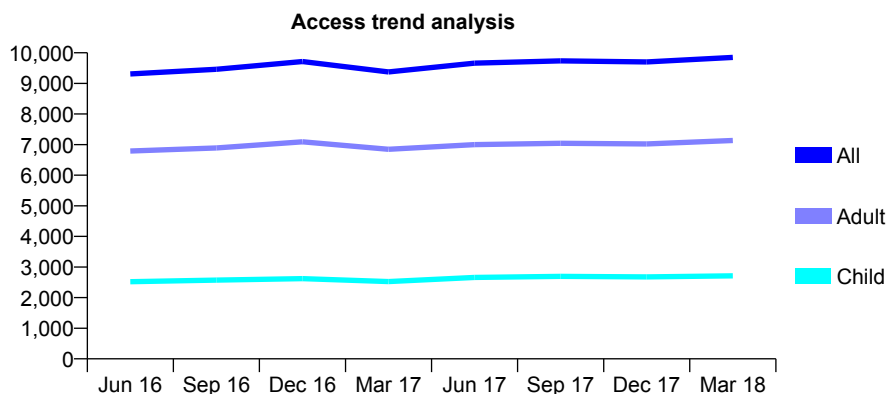
Q60 - Vital Signs At a Glance Contract Report for 762776/0002 - March 2018

Name or company name	MR A SHAMSI
Contract type name	PDS Plus Contract
Purpose of contract	General
Contract start date	01/02/2011
Contract end date	31/03/2018

17/18 Contracted general activity (UDA)	33,500
Carry forward general activity (UDA)	-128
17/18 Contracted orthodontic activity (UOA)	0
Carry forward orthodontic activity (UOA)	0
Baseline contract value	£634,843.92

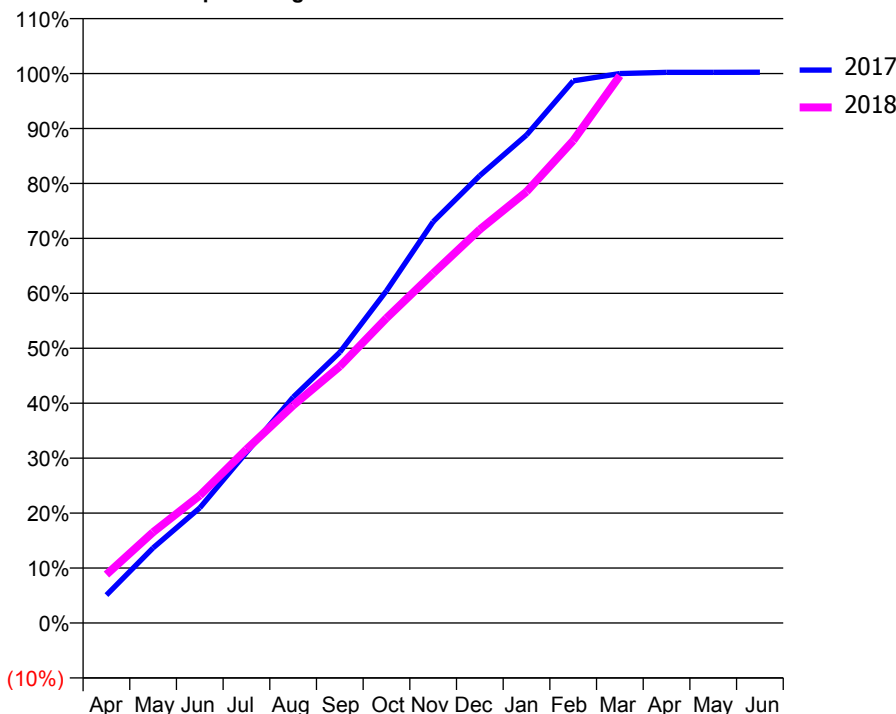
ACCESS*

Patients seen in 24 months	Total	Change since previous quarter
Quarter ending March 2017	9,375	
Quarter ending June 2017	9,662	↑
Quarter ending September 2017	9,738	→
Quarter ending December 2017	9,700	→
Quarter ending March 2018	9,850	→
Variance since March 2017	5.1%	↑



ACTIVITY

Cumulative percentage of contracted UDA delivered 2017 & 2018



Month	Adjusted Scheduled Activity (UDA)	
	2017	2018
April	1,700	2,956
May	4,584	5,540
June	7,021	7,772
July	10,404	10,590
August	13,764	13,261
September	16,511	15,642
October	20,258	18,584
November	24,462	21,316
December	27,275	23,992
January	29,748	26,297
February	33,053	29,404
March	33,501	33,369
April	33,573	
May	33,574	
June	33,577	

QUALITY

	Quantity	Base Number	Contract	AT	Region	England
% of FP17s for the same patient ID Re-attending within 3 months - Children	169	3,021	5.6%	10.1%	11.6%	11.9%
% of FP17s for the same patient ID Re-attending within 3 months - Adults	541	6,763	8.0%	13.5%	15.4%	16.0%
% of FP17s for the same patient ID Re-attending between 3 & 9 months - Children	1,137	3,021	37.6%	59.8%	59.4%	58.3%
% of FP17s for the same patient ID Re-attending between 3 & 9 months - Adults	2,198	6,763	32.5%	54.2%	51.3%	50.3%
% of FP17s for Band 1 Urgent Courses	427	9,758	4.4%	7.2%	8.0%	9.1%
% of FP17s Relating to Free Repair or Replacements	34	9,758	0.3%	0.9%	0.8%	0.8%
% of FP17s Relating to Continuations	42	9,758	0.4%	1.2%	1.0%	1.0%
% of Patients satisfied with the dentistry they have received	11	15	73.3%	91.0%	91.7%	91.5%
% of Patients satisfied with the time they had to wait for an appointment	12	15	80.0%	89.4%	88.3%	87.9%

* This is based on patients treated on this contract for their most recent course of treatment. Figures in italics indicate the base number of FP17s or Patient Questionnaire responses are less than 100. N/A is shown where the base number of responses is less than 10 during the period. % is calculated as Quantity/Base number*100

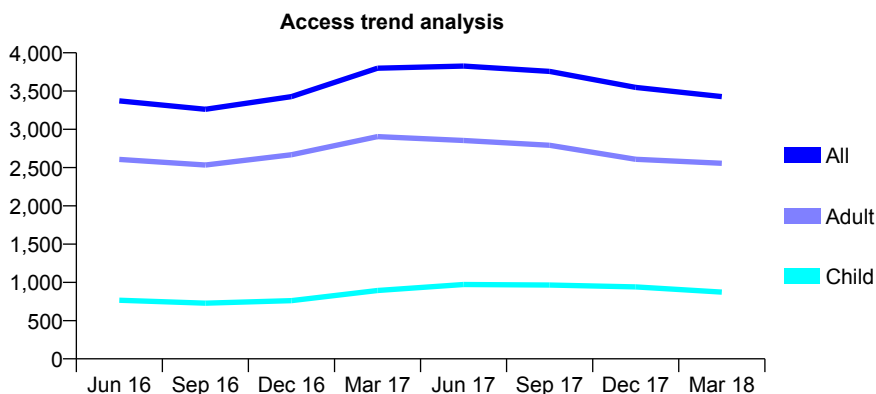
Q60 - Vital Signs At a Glance Contract Report for 764442/0003 - March 2018

Name or company name	MR KS GAKHAL
Contract type name	GDS Contract
Purpose of contract	General
Contract start date	01/01/2012
Contract end date	

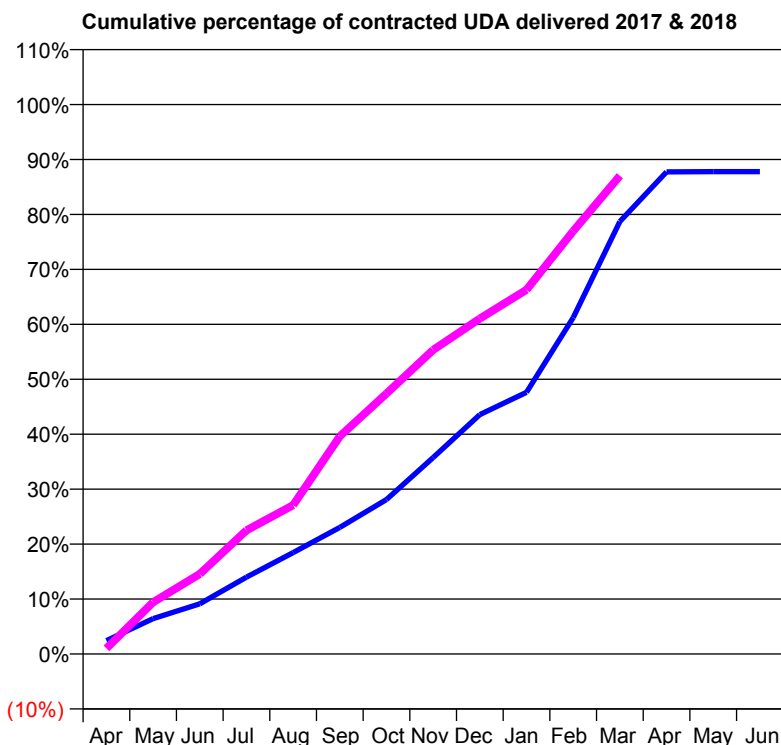
17/18 Contracted general activity (UDA)	9,882
Carry forward general activity (UDA)	0
17/18 Contracted orthodontic activity (UOA)	0
Carry forward orthodontic activity (UOA)	0
Baseline contract value	£266,407.73

ACCESS*

Patients seen in 24 months	Total	Change since previous quarter
Quarter ending March 2017	3,799	
Quarter ending June 2017	3,826	→
Quarter ending September 2017	3,756	↓
Quarter ending December 2017	3,548	↓
Quarter ending March 2018	3,428	↓
Variance since March 2017	(9.8%)	↓



ACTIVITY



Month	Adjusted Scheduled Activity (UDA)	
	2017	2018
April	242	102
May	636	931
June	903	1,439
July	1,381	2,223
August	1,824	2,678
September	2,277	3,915
October	2,778	4,684
November	3,534	5,468
December	4,306	6,031
January	4,707	6,551
February	6,050	7,606
March	7,778	8,600
April	8,671	
May	8,675	
June	8,675	

QUALITY

	Quantity	Base Number	Contract	AT	Region	England
% of FP17s for the same patient ID Re-attending within 3 months - Children	61	1,089	5.6%	10.1%	11.6%	11.9%
% of FP17s for the same patient ID Re-attending within 3 months - Adults	317	2,974	10.7%	13.5%	15.4%	16.0%
% of FP17s for the same patient ID Re-attending between 3 & 9 months - Children	422	1,089	38.8%	59.8%	59.4%	58.3%
% of FP17s for the same patient ID Re-attending between 3 & 9 months - Adults	1,060	2,974	35.6%	54.2%	51.3%	50.3%
% of FP17s for Band 1 Urgent Courses	702	3,749	18.7%	7.2%	8.0%	9.1%
% of FP17s Relating to Free Repair or Replacements	38	3,749	1.0%	0.9%	0.8%	0.8%
% of FP17s Relating to Continuations	27	3,749	0.7%	1.2%	1.0%	1.0%
% of Patients satisfied with the dentistry they have received	2	4	N/A	91.0%	91.7%	91.5%
% of Patients satisfied with the time they had to wait for an appointment	4	4	N/A	89.4%	88.3%	87.9%

* This is based on patients treated on this contract for their most recent course of treatment. Figures in italics indicate the base number of FP17s or Patient Questionnaire responses are less than 100. N/A is shown where the base number of responses is less than 10 during the period. % is calculated as Quantity/Base number*100

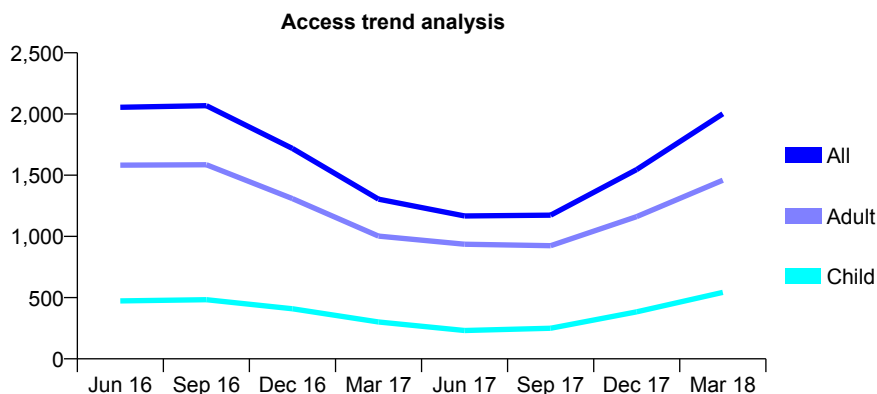
Q60 - Vital Signs At a Glance Contract Report for 764442/0004 - March 2018

Name or company name	MR KS GAKHAL
Contract type name	PDS Contract
Purpose of contract	General
Contract start date	01/01/2012
Contract end date	31/12/2021

17/18 Contracted general activity (UDA)	5,401
Carry forward general activity (UDA)	0
17/18 Contracted orthodontic activity (UOA)	0
Carry forward orthodontic activity (UOA)	0
Baseline contract value	£150,212.70

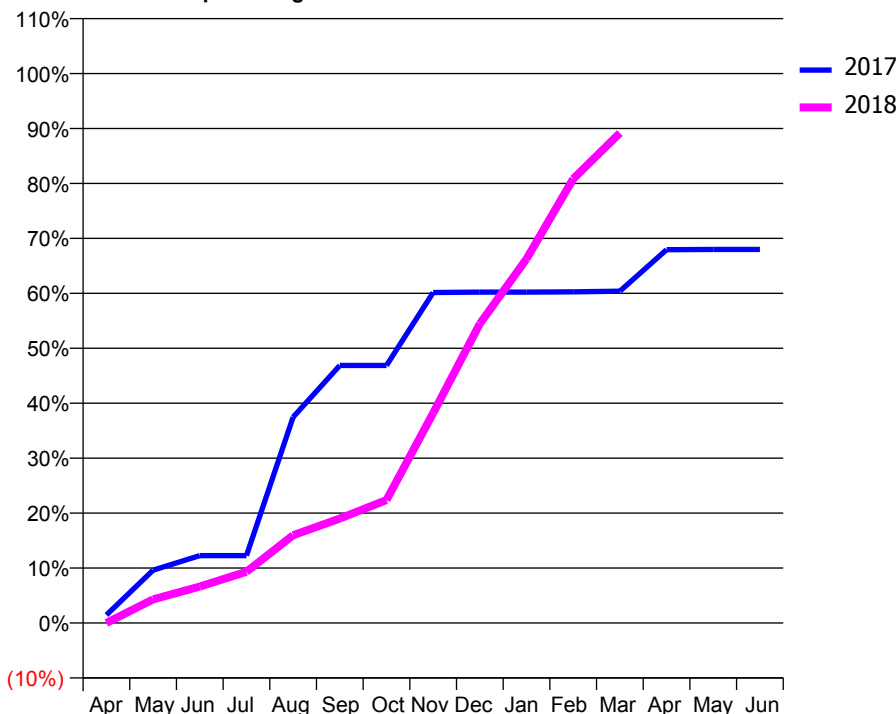
ACCESS*

Patients seen in 24 months	Total	Change since previous quarter
Quarter ending March 2017	1,304	
Quarter ending June 2017	1,167	↓
Quarter ending September 2017	1,174	→
Quarter ending December 2017	1,546	↑
Quarter ending March 2018	2,002	↑
Variance since March 2017	53.5%	↑



ACTIVITY

Cumulative percentage of contracted UDA delivered 2017 & 2018



Adjusted Scheduled Activity (UDA)

Month	2017	2018
April	79	0
May	520	233
June	662	359
July	662	503
August	2,024	863
September	2,531	1,027
October	2,531	1,210
November	3,249	2,064
December	3,253	2,942
January	3,253	3,578
February	3,256	4,365
March	3,262	4,816
April	3,669	
May	3,672	
June	3,672	

QUALITY

	Quantity	Base Number	Contract	AT	Region	England
% of FP17s for the same patient ID Re-attending within 3 months - Children	28	660	4.2%	10.1%	11.6%	11.9%
% of FP17s for the same patient ID Re-attending within 3 months - Adults	165	1,883	8.8%	13.5%	15.4%	16.0%
% of FP17s for the same patient ID Re-attending between 3 & 9 months - Children	22	660	3.3%	59.8%	59.4%	58.3%
% of FP17s for the same patient ID Re-attending between 3 & 9 months - Adults	57	1,883	3.0%	54.2%	51.3%	50.3%
% of FP17s for Band 1 Urgent Courses	850	2,367	35.9%	7.2%	8.0%	9.1%
% of FP17s Relating to Free Repair or Replacements	7	2,367	0.3%	0.9%	0.8%	0.8%
% of FP17s Relating to Continuations	23	2,367	1.0%	1.2%	1.0%	1.0%
% of Patients satisfied with the dentistry they have received	2	2	N/A	91.0%	91.7%	91.5%
% of Patients satisfied with the time they had to wait for an appointment	2	2	N/A	89.4%	88.3%	87.9%

* This is based on patients treated on this contract for their most recent course of treatment. Figures in italics indicate the base number of FP17s or Patient Questionnaire responses are less than 100. N/A is shown where the base number of responses is less than 10 during the period. % is calculated as Quantity/Base number*100

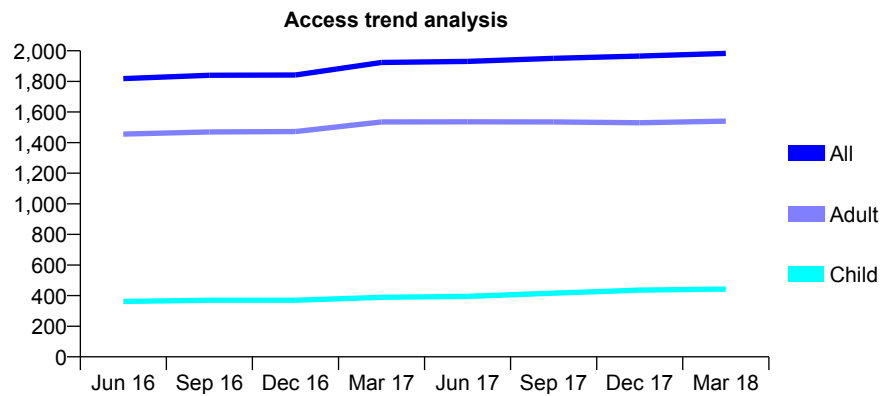
Q60 - Vital Signs At a Glance Contract Report for 764442/0005 - March 2018

Name or company name	Mr BD Coleyshaw
Contract type name	GDS Contract
Purpose of contract	General
Contract start date	01/04/2012
Contract end date	

17/18 Contracted general activity (UDA)	5,918
Carry forward general activity (UDA)	-50
17/18 Contracted orthodontic activity (UOA)	0
Carry forward orthodontic activity (UOA)	0
Baseline contract value	£133,604.01

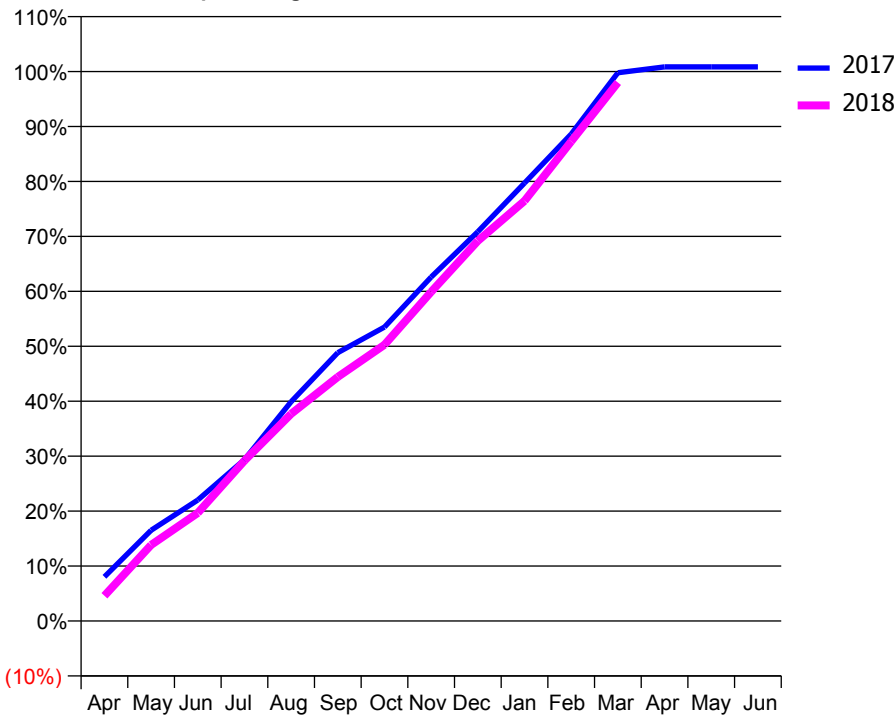
ACCESS*

Patients seen in 24 months	Total	Change since previous quarter
Quarter ending March 2017	1,924	
Quarter ending June 2017	1,931	→
Quarter ending September 2017	1,951	→
Quarter ending December 2017	1,966	→
Quarter ending March 2018	1,983	→
Variance since March 2017	3.1%	↑



ACTIVITY

Cumulative percentage of contracted UDA delivered 2017 & 2018



Month	Adjusted Scheduled Activity (UDA)	
	2017	2018
April	477	273
May	977	820
June	1,303	1,163
July	1,738	1,728
August	2,361	2,231
September	2,890	2,628
October	3,166	2,975
November	3,704	3,545
December	4,193	4,093
January	4,717	4,524
February	5,243	5,165
March	5,904	5,800
April	5,968	
May	5,968	
June	5,968	

QUALITY

	Quantity	Base Number	Contract	AT	Region	England
% of FP17s for the same patient ID Re-attending within 3 months - Children	48	683	7.0%	10.1%	11.6%	11.9%
% of FP17s for the same patient ID Re-attending within 3 months - Adults	379	2,441	15.5%	13.5%	15.4%	16.0%
% of FP17s for the same patient ID Re-attending between 3 & 9 months - Children	428	683	62.7%	59.8%	59.4%	58.3%
% of FP17s for the same patient ID Re-attending between 3 & 9 months - Adults	1,554	2,441	63.7%	54.2%	51.3%	50.3%
% of FP17s for Band 1 Urgent Courses	352	3,091	11.4%	7.2%	8.0%	9.1%
% of FP17s Relating to Free Repair or Replacements	21	3,091	0.7%	0.9%	0.8%	0.8%
% of FP17s Relating to Continuations	39	3,091	1.3%	1.2%	1.0%	1.0%
% of Patients satisfied with the dentistry they have received	4	5	N/A	91.0%	91.7%	91.5%
% of Patients satisfied with the time they had to wait for an appointment	5	5	N/A	89.4%	88.3%	87.9%

* This is based on patients treated on this contract for their most recent course of treatment. Figures in italics indicate the base number of FP17s or Patient Questionnaire responses are less than 100. N/A is shown where the base number of responses is less than 10 during the period. % is calculated as Quantity/Base number*100

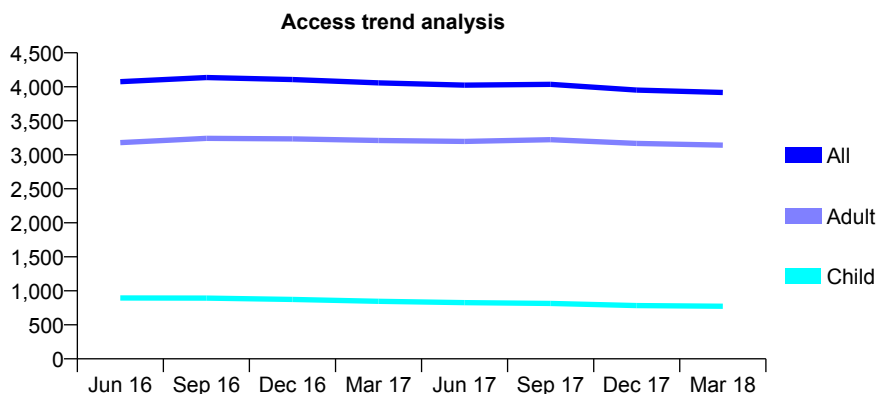
Q60 - Vital Signs At a Glance Contract Report for 765554/0001 - March 2018

Name or company name	MR MA FARAHZAD
Contract type name	GDS Contract
Purpose of contract	General
Contract start date	01/04/2006
Contract end date	

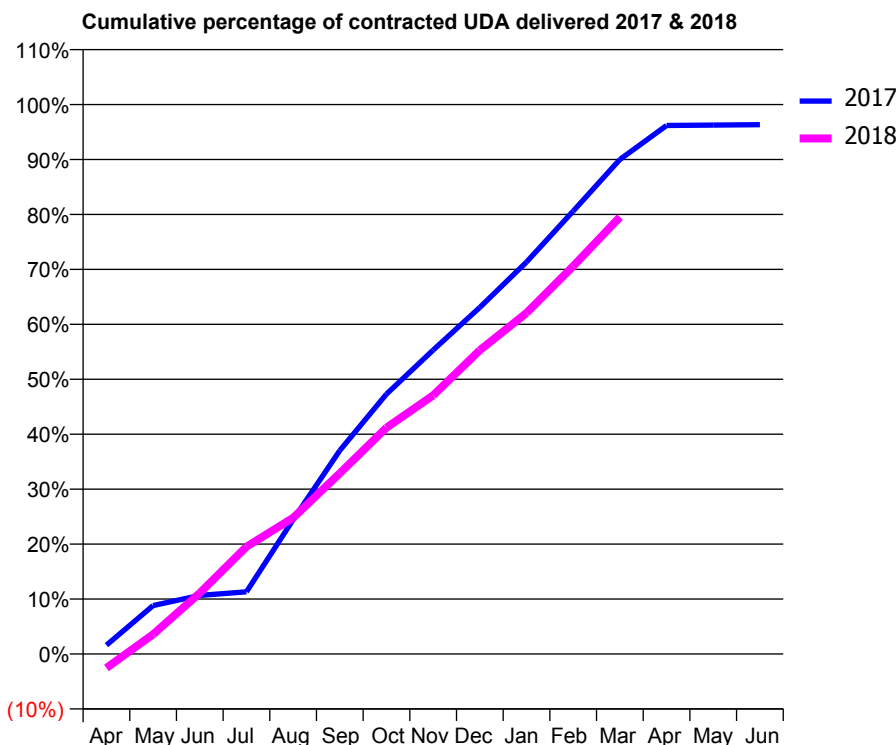
17/18 Contracted general activity (UDA)	11,601
Carry forward general activity (UDA)	425
17/18 Contracted orthodontic activity (UOA)	0
Carry forward orthodontic activity (UOA)	0
Baseline contract value	£298,944.29

ACCESS*

Patients seen in 24 months	Total	Change since previous quarter
Quarter ending March 2017	4,057	
Quarter ending June 2017	4,024	→
Quarter ending September 2017	4,037	→
Quarter ending December 2017	3,952	↓
Quarter ending March 2018	3,916	→
Variance since March 2017	(3.5%)	↓



ACTIVITY



Month	Adjusted Scheduled Activity (UDA)	
	2017	2018
April	188	-296
May	1,025	414
June	1,236	1,288
July	1,313	2,266
August	2,835	2,875
September	4,298	3,817
October	5,488	4,779
November	6,416	5,461
December	7,318	6,413
January	8,276	7,199
February	9,351	8,187
March	10,439	9,225
April	11,159	
May	11,168	
June	11,176	

QUALITY

	Quantity	Base Number	Contract	AT	Region	England
% of FP17s for the same patient ID Re-attending within 3 months - Children	70	893	7.8%	10.1%	11.6%	11.9%
% of FP17s for the same patient ID Re-attending within 3 months - Adults	593	4,068	14.6%	13.5%	15.4%	16.0%
% of FP17s for the same patient ID Re-attending between 3 & 9 months - Children	384	893	43.0%	59.8%	59.4%	58.3%
% of FP17s for the same patient ID Re-attending between 3 & 9 months - Adults	2,021	4,068	49.7%	54.2%	51.3%	50.3%
% of FP17s for Band 1 Urgent Courses	283	4,622	6.1%	7.2%	8.0%	9.1%
% of FP17s Relating to Free Repair or Replacements	26	4,622	0.6%	0.9%	0.8%	0.8%
% of FP17s Relating to Continuations	26	4,622	0.6%	1.2%	1.0%	1.0%
% of Patients satisfied with the dentistry they have received	12	14	85.7%	91.0%	91.7%	91.5%
% of Patients satisfied with the time they had to wait for an appointment	14	14	100.0%	89.4%	88.3%	87.9%

* This is based on patients treated on this contract for their most recent course of treatment. Figures in italics indicate the base number of FP17s or Patient Questionnaire responses are less than 100. N/A is shown where the base number of responses is less than 10 during the period. % is calculated as Quantity/Base number*100

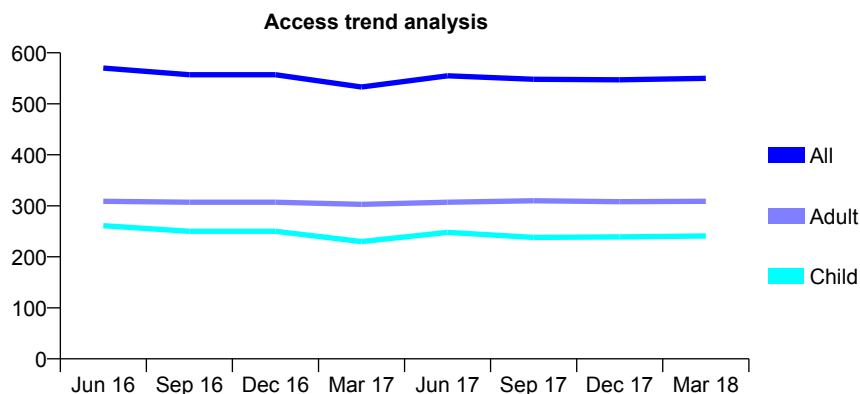
Q60 - Vital Signs At a Glance Contract Report for 768650/0002 - March 2018

Name or company name	MR RB ROUGH
Contract type name	GDS Contract
Purpose of contract	General
Contract start date	18/01/2013
Contract end date	

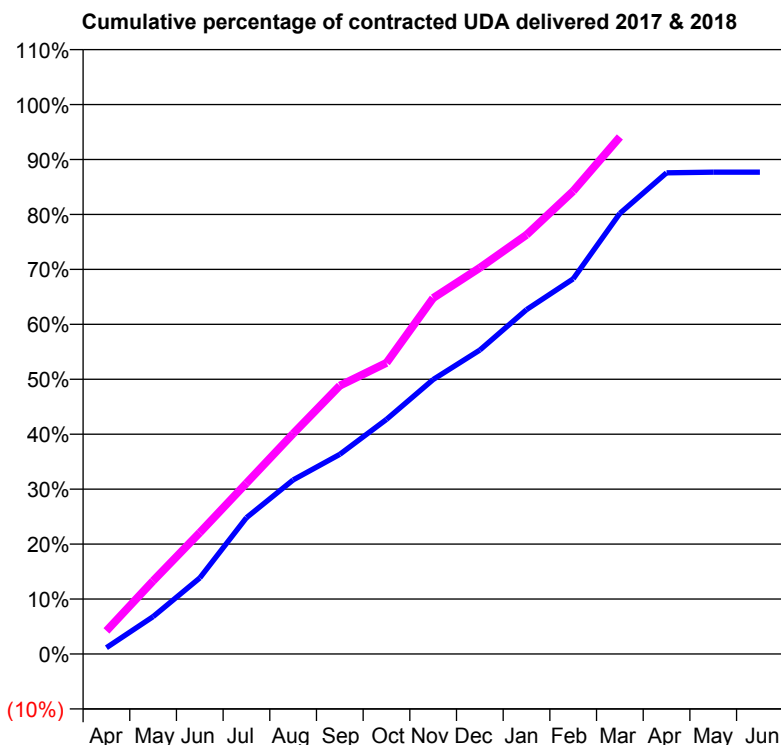
17/18 Contracted general activity (UDA)	1,646
Carry forward general activity (UDA)	0
17/18 Contracted orthodontic activity (UOA)	0
Carry forward orthodontic activity (UOA)	0
Baseline contract value	£36,703.25

ACCESS*

Patients seen in 24 months	Total	Change since previous quarter
Quarter ending March 2017	533	
Quarter ending June 2017	555	↑
Quarter ending September 2017	548	↓
Quarter ending December 2017	547	→
Quarter ending March 2018	550	→
Variance since March 2017	3.2%	↑



ACTIVITY



Month	Adjusted Scheduled Activity (UDA)	
	2017	2018
April	19	69
May	112	219
June	228	364
July	409	512
August	522	660
September	598	804
October	703	872
November	822	1,066
December	911	1,157
January	1,032	1,256
February	1,124	1,387
March	1,320	1,549
April	1,441	
May	1,443	
June	1,443	

QUALITY

	Quantity	Base Number	Contract	AT	Region	England
% of FP17s for the same patient ID Re-attending within 3 months - Children	60	491	12.2%	10.1%	11.6%	11.9%
% of FP17s for the same patient ID Re-attending within 3 months - Adults	63	446	14.1%	13.5%	15.4%	16.0%
% of FP17s for the same patient ID Re-attending between 3 & 9 months - Children	316	491	64.4%	59.8%	59.4%	58.3%
% of FP17s for the same patient ID Re-attending between 3 & 9 months - Adults	253	446	56.7%	54.2%	51.3%	50.3%
% of FP17s for Band 1 Urgent Courses	59	894	6.6%	7.2%	8.0%	9.1%
% of FP17s Relating to Free Repair or Replacements	2	894	0.2%	0.9%	0.8%	0.8%
% of FP17s Relating to Continuations	1	894	0.1%	1.2%	1.0%	1.0%
% of Patients satisfied with the dentistry they have received	0	1	N/A	91.0%	91.7%	91.5%
% of Patients satisfied with the time they had to wait for an appointment	1	1	N/A	89.4%	88.3%	87.9%

* This is based on patients treated on this contract for their most recent course of treatment. Figures in italics indicate the base number of FP17s or Patient Questionnaire responses are less than 100. N/A is shown where the base number of responses is less than 10 during the period. % is calculated as Quantity/Base number*100

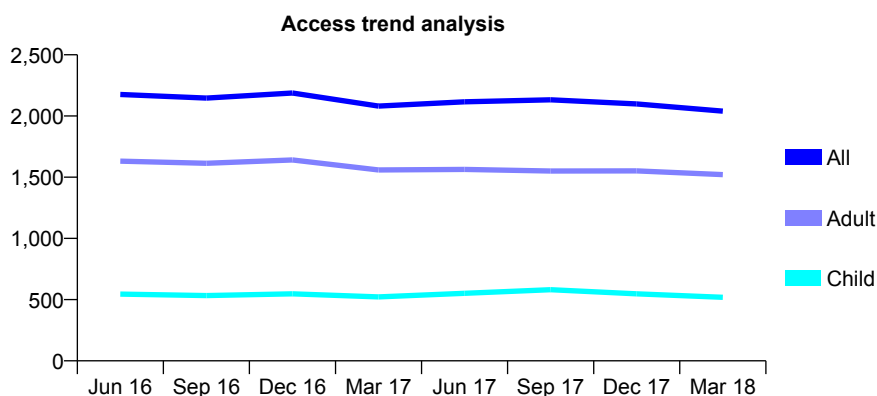
Q60 - Vital Signs At a Glance Contract Report for 771244/0002 - March 2018

Name or company name	MRS H HELLER
Contract type name	GDS Contract
Purpose of contract	General
Contract start date	01/04/2006
Contract end date	

17/18 Contracted general activity (UDA)	5,415
Carry forward general activity (UDA)	-108
17/18 Contracted orthodontic activity (UOA)	0
Carry forward orthodontic activity (UOA)	0
Baseline contract value	£154,353.23

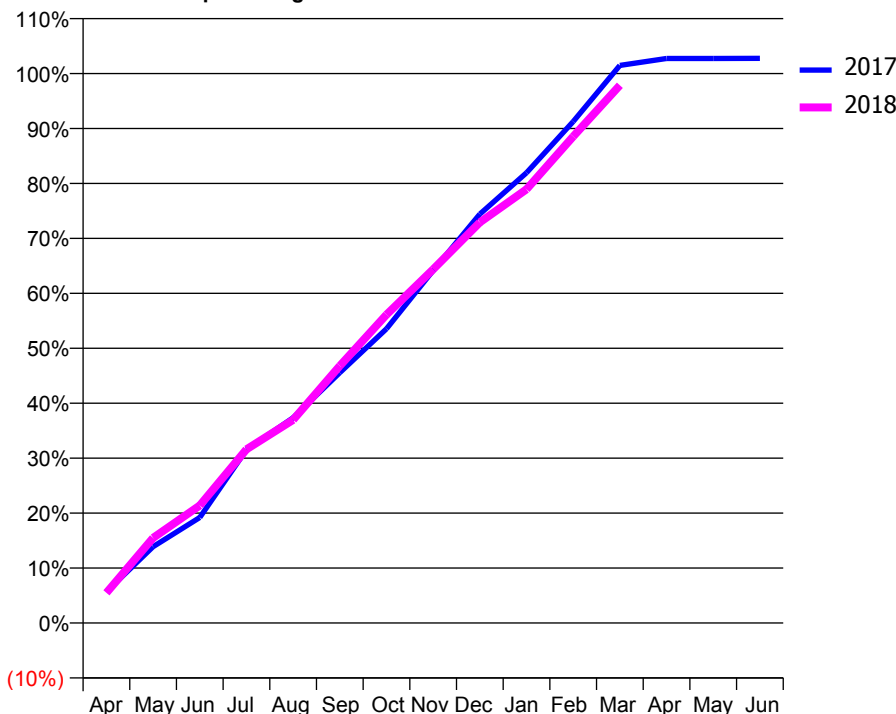
ACCESS*

Patients seen in 24 months	Total	Change since previous quarter
Quarter ending March 2017	2,081	
Quarter ending June 2017	2,116	→
Quarter ending September 2017	2,132	→
Quarter ending December 2017	2,099	↓
Quarter ending March 2018	2,040	↓
Variance since March 2017	(2.0%)	↓



ACTIVITY

Cumulative percentage of contracted UDA delivered 2017 & 2018



Month	Adjusted Scheduled Activity (UDA)	
	2017	2018
April	308	298
May	752	839
June	1,040	1,158
July	1,707	1,712
August	2,023	2,001
September	2,468	2,534
October	2,900	3,039
November	3,474	3,486
December	4,030	3,948
January	4,437	4,274
February	4,942	4,795
March	5,495	5,299
April	5,563	
May	5,564	
June	5,565	

QUALITY

	Quantity	Base Number	Contract	AT	Region	England
% of FP17s for the same patient ID Re-attending within 3 months - Children	28	751	3.7%	10.1%	11.6%	11.9%
% of FP17s for the same patient ID Re-attending within 3 months - Adults	222	2,074	10.7%	13.5%	15.4%	16.0%
% of FP17s for the same patient ID Re-attending between 3 & 9 months - Children	357	751	47.5%	59.8%	59.4%	58.3%
% of FP17s for the same patient ID Re-attending between 3 & 9 months - Adults	877	2,074	42.3%	54.2%	51.3%	50.3%
% of FP17s for Band 1 Urgent Courses	240	2,796	8.6%	7.2%	8.0%	9.1%
% of FP17s Relating to Free Repair or Replacements	0	2,796	0.0%	0.9%	0.8%	0.8%
% of FP17s Relating to Continuations	50	2,796	1.8%	1.2%	1.0%	1.0%
% of Patients satisfied with the dentistry they have received	3	4	N/A	91.0%	91.7%	91.5%
% of Patients satisfied with the time they had to wait for an appointment	2	4	N/A	89.4%	88.3%	87.9%

* This is based on patients treated on this contract for their most recent course of treatment. Figures in italics indicate the base number of FP17s or Patient Questionnaire responses are less than 100. N/A is shown where the base number of responses is less than 10 during the period. % is calculated as Quantity/Base number*100

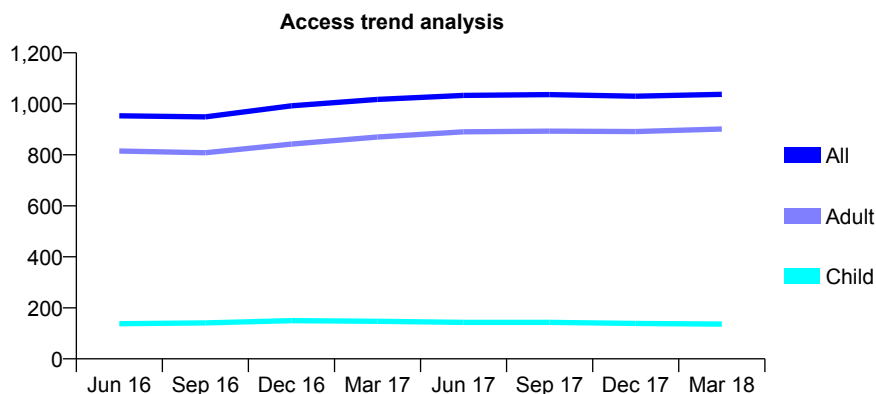
Q60 - Vital Signs At a Glance Contract Report for 773662/0002 - March 2018

Name or company name	MR N O'DONOVAN
Contract type name	GDS Contract
Purpose of contract	General
Contract start date	10/12/2006
Contract end date	

17/18 Contracted general activity (UDA)	4,079
Carry forward general activity (UDA)	0
17/18 Contracted orthodontic activity (UOA)	0
Carry forward orthodontic activity (UOA)	0
Baseline contract value	£142,879.92

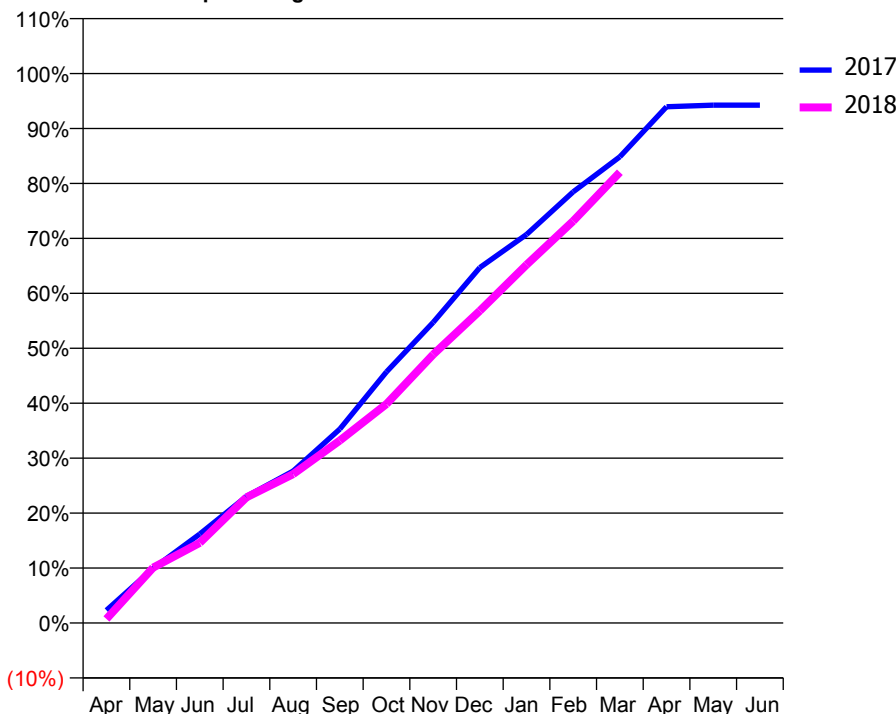
ACCESS*

Patients seen in 24 months	Total	Change since previous quarter
Quarter ending March 2017	1,017	
Quarter ending June 2017	1,033	→
Quarter ending September 2017	1,036	→
Quarter ending December 2017	1,030	→
Quarter ending March 2018	1,037	→
Variance since March 2017	2.0%	→



ACTIVITY

Cumulative percentage of contracted UDA delivered 2017 & 2018



Month	Adjusted Scheduled Activity (UDA)	
	2017	2018
April	95	31
May	405	411
June	661	595
July	940	933
August	1,128	1,105
September	1,440	1,354
October	1,864	1,626
November	2,232	1,993
December	2,638	2,318
January	2,884	2,660
February	3,201	2,984
March	3,461	3,346
April	3,832	
May	3,844	
June	3,844	

QUALITY

	Quantity	Base Number	Contract	AT	Region	England
% of FP17s for the same patient ID Re-attending within 3 months - Children	13	179	7.3%	10.1%	11.6%	11.9%
% of FP17s for the same patient ID Re-attending within 3 months - Adults	150	1,261	11.9%	13.5%	15.4%	16.0%
% of FP17s for the same patient ID Re-attending between 3 & 9 months - Children	107	179	59.8%	59.8%	59.4%	58.3%
% of FP17s for the same patient ID Re-attending between 3 & 9 months - Adults	780	1,261	61.9%	54.2%	51.3%	50.3%
% of FP17s for Band 1 Urgent Courses	81	1,306	6.2%	7.2%	8.0%	9.1%
% of FP17s Relating to Free Repair or Replacements	15	1,306	1.1%	0.9%	0.8%	0.8%
% of FP17s Relating to Continuations	22	1,306	1.7%	1.2%	1.0%	1.0%
% of Patients satisfied with the dentistry they have received	1	1	N/A	91.0%	91.7%	91.5%
% of Patients satisfied with the time they had to wait for an appointment	1	1	N/A	89.4%	88.3%	87.9%

* This is based on patients treated on this contract for their most recent course of treatment. Figures in italics indicate the base number of FP17s or Patient Questionnaire responses are less than 100. N/A is shown where the base number of responses is less than 10 during the period. % is calculated as Quantity/Base number*100

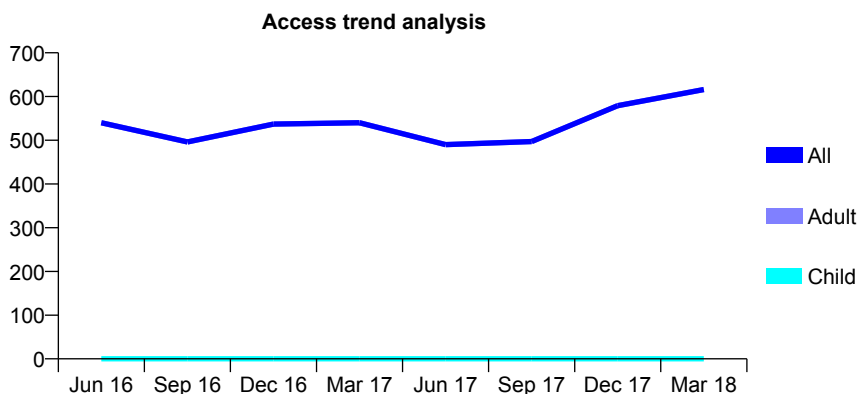
Q60 - Vital Signs At a Glance Contract Report for 775029/0001 - March 2018

Name or company name	Mr J S Hear and Partner
Contract type name	GDS Contract
Purpose of contract	General
Contract start date	01/04/2006
Contract end date	

17/18 Contracted general activity (UDA)	2,766
Carry forward general activity (UDA)	-1
17/18 Contracted orthodontic activity (UOA)	0
Carry forward orthodontic activity (UOA)	0
Baseline contract value	£82,635.21

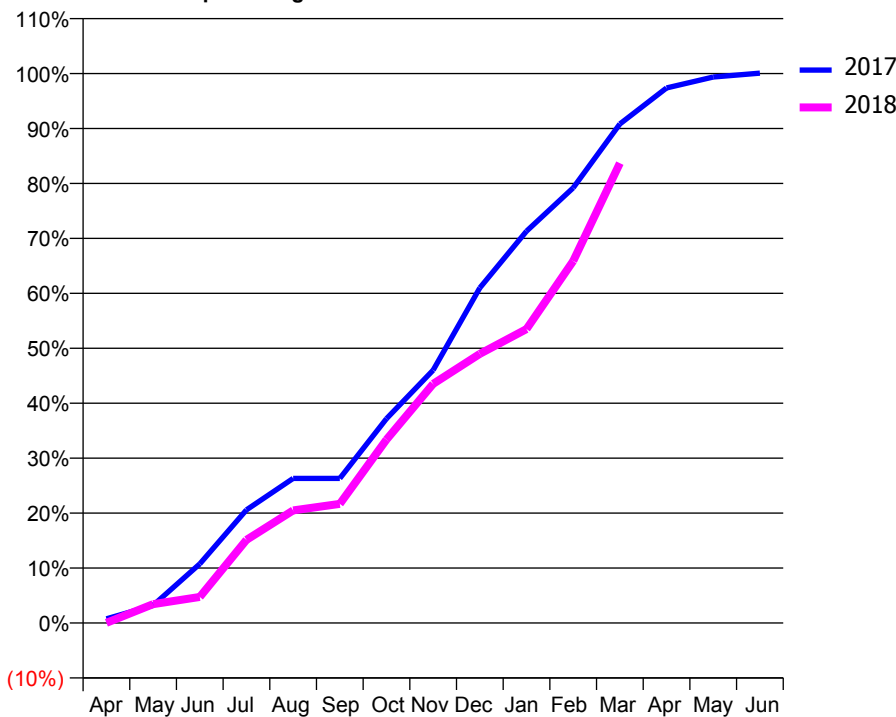
ACCESS*

Patients seen in 24 months	Total	Change since previous quarter
Quarter ending March 2017	540	
Quarter ending June 2017	490	↓
Quarter ending September 2017	497	→
Quarter ending December 2017	579	↑
Quarter ending March 2018	616	↑
Variance since March 2017	14.1%	↑



ACTIVITY

Cumulative percentage of contracted UDA delivered 2017 & 2018



Month	Adjusted Scheduled Activity (UDA)	
	2017	2018
April	13	1
May	55	95
June	184	131
July	352	418
August	450	567
September	450	600
October	636	924
November	787	1,204
December	1,043	1,355
January	1,219	1,480
February	1,354	1,822
March	1,553	2,315
April	1,665	
May	1,699	
June	1,711	

QUALITY

	Quantity	Base Number	Contract	AT	Region	England
% of FP17s for the same patient ID Re-attending within 3 months - Children	0	0	N/A	10.1%	11.6%	11.9%
% of FP17s for the same patient ID Re-attending within 3 months - Adults	46	485	9.5%	13.5%	15.4%	16.0%
% of FP17s for the same patient ID Re-attending between 3 & 9 months - Children	0	0	N/A	59.8%	59.4%	58.3%
% of FP17s for the same patient ID Re-attending between 3 & 9 months - Adults	42	485	8.7%	54.2%	51.3%	50.3%
% of FP17s for Band 1 Urgent Courses	10	452	2.2%	7.2%	8.0%	9.1%
% of FP17s Relating to Free Repair or Replacements	0	452	0.0%	0.9%	0.8%	0.8%
% of FP17s Relating to Continuations	0	452	0.0%	1.2%	1.0%	1.0%
% of Patients satisfied with the dentistry they have received	1	1	N/A	91.0%	91.7%	91.5%
% of Patients satisfied with the time they had to wait for an appointment	0	1	N/A	89.4%	88.3%	87.9%

* This is based on patients treated on this contract for their most recent course of treatment. Figures in italics indicate the base number of FP17s or Patient Questionnaire responses are less than 100. N/A is shown where the base number of responses is less than 10 during the period. % is calculated as Quantity/Base number*100

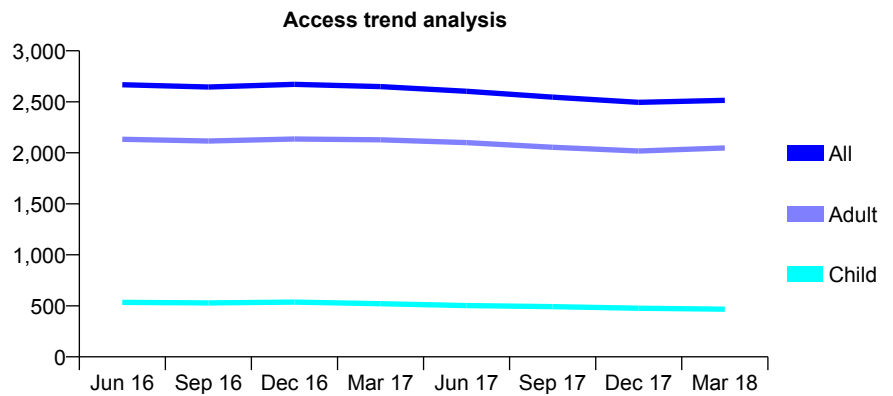
Q60 - Vital Signs At a Glance Contract Report for 775207/0001 - March 2018

Name or company name	Albert Dental Practice
Contract type name	GDS Contract
Purpose of contract	General
Contract start date	18/11/2007
Contract end date	

17/18 Contracted general activity (UDA)	8,967
Carry forward general activity (UDA)	-137
17/18 Contracted orthodontic activity (UOA)	0
Carry forward orthodontic activity (UOA)	0
Baseline contract value	£212,792.25

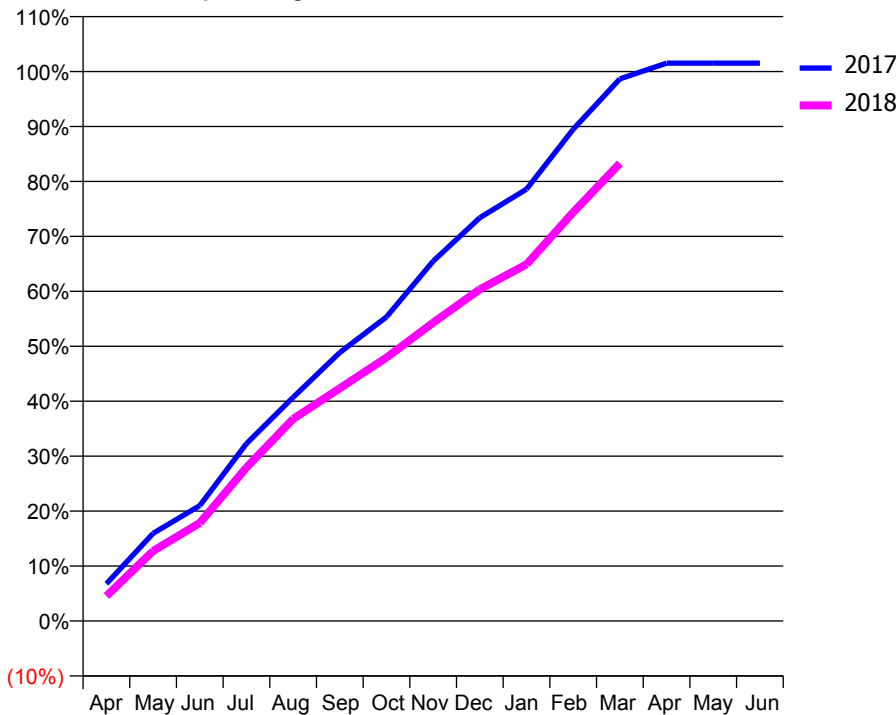
ACCESS*

Patients seen in 24 months	Total	Change since previous quarter
Quarter ending March 2017	2,649	
Quarter ending June 2017	2,603	↓
Quarter ending September 2017	2,546	↓
Quarter ending December 2017	2,495	↓
Quarter ending March 2018	2,515	→
Variance since March 2017	(5.1%)	↓



ACTIVITY

Cumulative percentage of contracted UDA delivered 2017 & 2018



Month	Adjusted Scheduled Activity (UDA)	
	2017	2018
April	607	408
May	1,431	1,144
June	1,883	1,601
July	2,896	2,505
August	3,649	3,298
September	4,382	3,799
October	4,961	4,299
November	5,872	4,869
December	6,581	5,414
January	7,047	5,821
February	8,024	6,671
March	8,847	7,470
April	9,104	
May	9,104	
June	9,104	

QUALITY

	Quantity	Base Number	Contract	AT	Region	England
% of FP17s for the same patient ID Re-attending within 3 months - Children	56	733	7.6%	10.1%	11.6%	11.9%
% of FP17s for the same patient ID Re-attending within 3 months - Adults	503	3,235	15.5%	13.5%	15.4%	16.0%
% of FP17s for the same patient ID Re-attending between 3 & 9 months - Children	494	733	67.4%	59.8%	59.4%	58.3%
% of FP17s for the same patient ID Re-attending between 3 & 9 months - Adults	1,810	3,235	56.0%	54.2%	51.3%	50.3%
% of FP17s for Band 1 Urgent Courses	211	3,872	5.4%	7.2%	8.0%	9.1%
% of FP17s Relating to Free Repair or Replacements	62	3,872	1.6%	0.9%	0.8%	0.8%
% of FP17s Relating to Continuations	143	3,872	3.7%	1.2%	1.0%	1.0%
% of Patients satisfied with the dentistry they have received	3	3	N/A	91.0%	91.7%	91.5%
% of Patients satisfied with the time they had to wait for an appointment	3	3	N/A	89.4%	88.3%	87.9%

* This is based on patients treated on this contract for their most recent course of treatment. Figures in italics indicate the base number of FP17s or Patient Questionnaire responses are less than 100. N/A is shown where the base number of responses is less than 10 during the period. % is calculated as Quantity/Base number*100

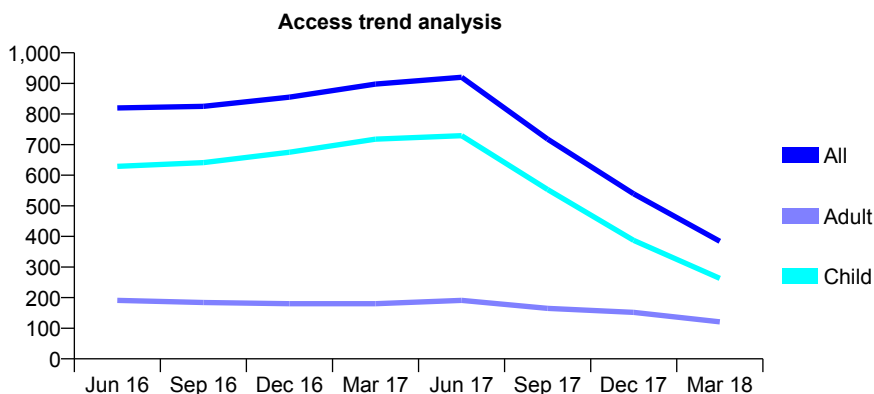
Q60 - Vital Signs At a Glance Contract Report for 807508/0004 - March 2018

Name or company name	MR SG MAIN
Contract type name	GDS Contract
Purpose of contract	General and Orthodontic
Contract start date	21/09/2009
Contract end date	31/07/2017

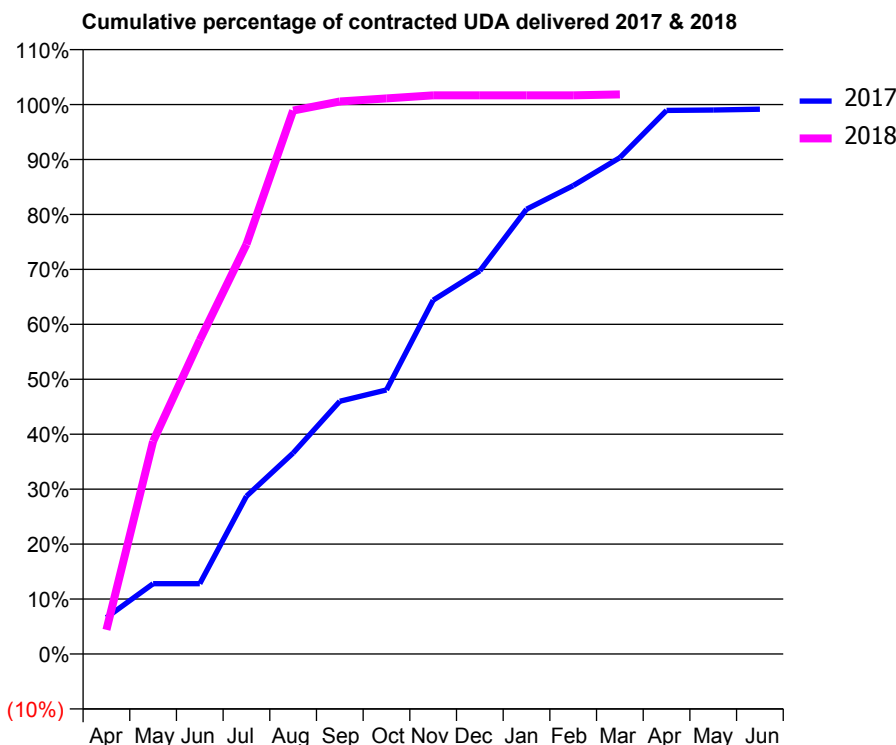
17/18 Contracted general activity (UDA)	544
Carry forward general activity (UDA)	0
17/18 Contracted orthodontic activity (UOA)	92
Carry forward orthodontic activity (UOA)	0
Baseline contract value	£20,428.22

ACCESS*

Patients seen in 24 months	Total	Change since previous quarter
Quarter ending March 2017	898	
Quarter ending June 2017	920	↑
Quarter ending September 2017	718	↓
Quarter ending December 2017	539	↓
Quarter ending March 2018	384	↓
Variance since March 2017	(57.2%)	↓



ACTIVITY



Month	Adjusted Scheduled Activity (UDA)	
	2017	2018
April	108	24
May	209	211
June	209	311
July	469	406
August	597	538
September	751	547
October	785	550
November	1,051	553
December	1,139	553
January	1,322	553
February	1,392	553
March	1,475	554
April	1,616	
May	1,617	
June	1,619	

QUALITY

	Quantity	Base Number	Contract	AT	Region	England
% of FP17s for the same patient ID Re-attending within 3 months - Children	20	464	4.3%	10.1%	11.6%	11.9%
% of FP17s for the same patient ID Re-attending within 3 months - Adults	1	48	2.1%	13.5%	15.4%	16.0%
% of FP17s for the same patient ID Re-attending between 3 & 9 months - Children	218	464	47.0%	59.8%	59.4%	58.3%
% of FP17s for the same patient ID Re-attending between 3 & 9 months - Adults	17	48	35.4%	54.2%	51.3%	50.3%
% of FP17s for Band 1 Urgent Courses	11	382	2.9%	7.2%	8.0%	9.1%
% of FP17s Relating to Free Repair or Replacements	1	382	0.3%	0.9%	0.8%	0.8%
% of FP17s Relating to Continuations	0	382	0.0%	1.2%	1.0%	1.0%
% of Patients satisfied with the dentistry they have received	0	0	N/A	91.0%	91.7%	91.5%
% of Patients satisfied with the time they had to wait for an appointment	0	0	N/A	89.4%	88.3%	87.9%

* This is based on patients treated on this contract for their most recent course of treatment. Figures in italics indicate the base number of FP17s or Patient Questionnaire responses are less than 100. N/A is shown where the base number of responses is less than 10 during the period. % is calculated as Quantity/Base number*100

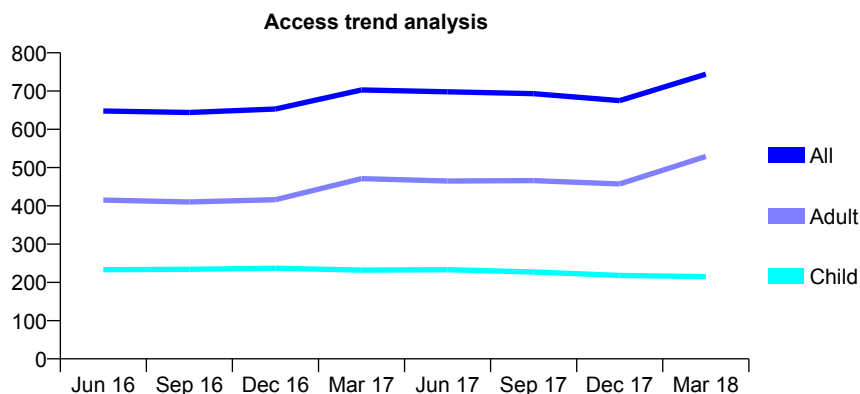
Q60 - Vital Signs At a Glance Contract Report for 809977/0001 - March 2018

Name or company name	MR JM ATKINSON
Contract type name	GDS Contract
Purpose of contract	General
Contract start date	01/04/2006
Contract end date	

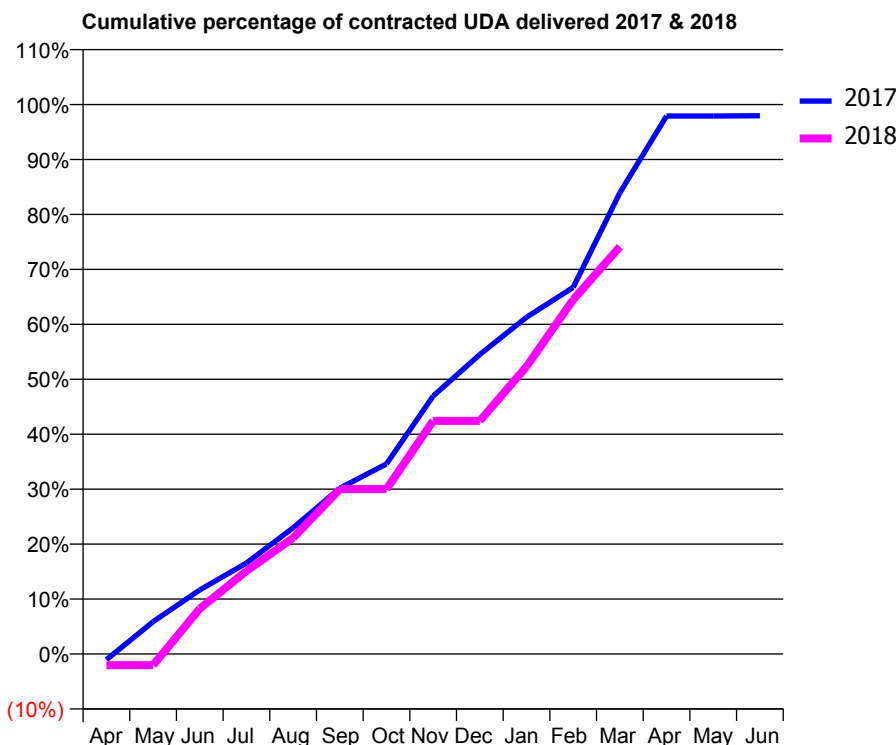
17/18 Contracted general activity (UDA)	1,904
Carry forward general activity (UDA)	39
17/18 Contracted orthodontic activity (UOA)	0
Carry forward orthodontic activity (UOA)	0
Baseline contract value	£46,095.72

ACCESS*

Patients seen in 24 months	Total	Change since previous quarter
Quarter ending March 2017	703	
Quarter ending June 2017	698	→
Quarter ending September 2017	693	→
Quarter ending December 2017	675	↓
Quarter ending March 2018	744	↑
Variance since March 2017	5.8%	↑



ACTIVITY



Month	Adjusted Scheduled Activity (UDA)	
	2017	2018
April	-20	-39
May	112	-39
June	222	157
July	315	288
August	437	402
September	574	571
October	659	571
November	894	808
December	1,038	808
January	1,167	996
February	1,270	1,228
March	1,599	1,411
April	1,864	
May	1,864	
June	1,865	

QUALITY

	Quantity	Base Number	Contract	AT	Region	England
% of FP17s for the same patient ID Re-attending within 3 months - Children	15	281	5.3%	10.1%	11.6%	11.9%
% of FP17s for the same patient ID Re-attending within 3 months - Adults	11	547	2.0%	13.5%	15.4%	16.0%
% of FP17s for the same patient ID Re-attending between 3 & 9 months - Children	163	281	58.0%	59.8%	59.4%	58.3%
% of FP17s for the same patient ID Re-attending between 3 & 9 months - Adults	286	547	52.3%	54.2%	51.3%	50.3%
% of FP17s for Band 1 Urgent Courses	16	723	2.2%	7.2%	8.0%	9.1%
% of FP17s Relating to Free Repair or Replacements	0	723	0.0%	0.9%	0.8%	0.8%
% of FP17s Relating to Continuations	0	723	0.0%	1.2%	1.0%	1.0%
% of Patients satisfied with the dentistry they have received	0	0	N/A	91.0%	91.7%	91.5%
% of Patients satisfied with the time they had to wait for an appointment	0	0	N/A	89.4%	88.3%	87.9%

* This is based on patients treated on this contract for their most recent course of treatment. Figures in italics indicate the base number of FP17s or Patient Questionnaire responses are less than 100. N/A is shown where the base number of responses is less than 10 during the period. % is calculated as Quantity/Base number*100

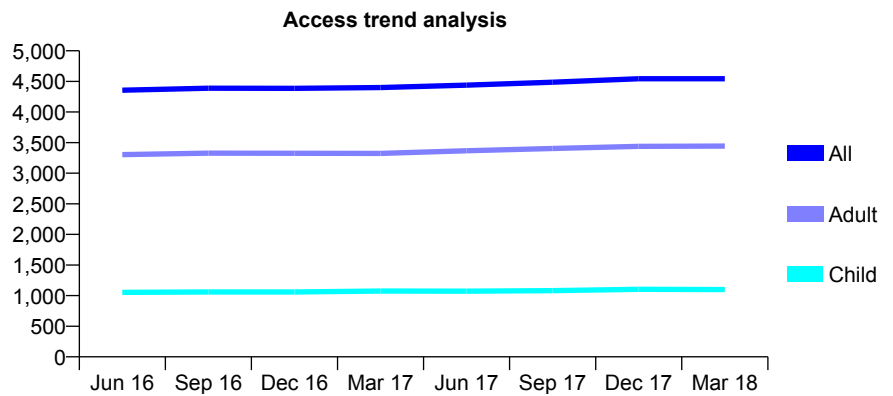
Q60 - Vital Signs At a Glance Contract Report for 812242/0001 - March 2018

Name or company name	MR JA BLAYNEY
Contract type name	GDS Contract
Purpose of contract	General
Contract start date	01/04/2006
Contract end date	

17/18 Contracted general activity (UDA)	12,840
Carry forward general activity (UDA)	-257
17/18 Contracted orthodontic activity (UOA)	0
Carry forward orthodontic activity (UOA)	0
Baseline contract value	£360,419.94

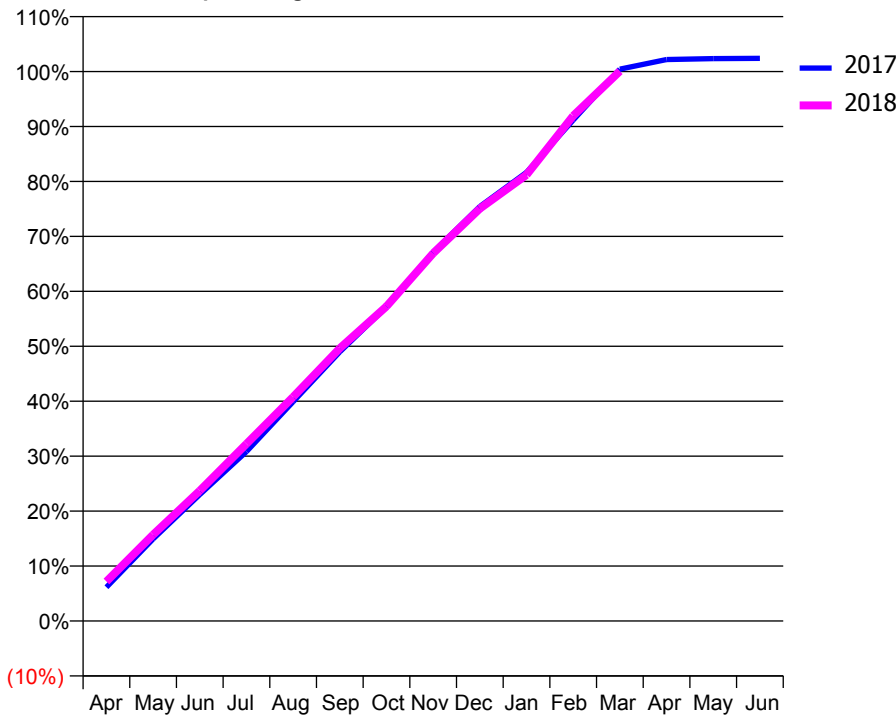
ACCESS*

Patients seen in 24 months	Total	Change since previous quarter
Quarter ending March 2017	4,399	
Quarter ending June 2017	4,439	→
Quarter ending September 2017	4,486	→
Quarter ending December 2017	4,544	→
Quarter ending March 2018	4,543	→
Variance since March 2017	3.3%	↑



ACTIVITY

Cumulative percentage of contracted UDA delivered 2017 & 2018



Month	Adjusted Scheduled Activity (UDA)	
	2017	2018
April	791	922
May	1,917	2,018
June	2,954	3,047
July	3,958	4,140
August	5,125	5,236
September	6,288	6,375
October	7,339	7,351
November	8,621	8,591
December	9,685	9,635
January	10,483	10,425
February	11,704	11,804
March	12,895	12,847
April	13,121	
May	13,143	
June	13,147	

QUALITY

	Quantity	Base Number	Contract	AT	Region	England
% of FP17s for the same patient ID Re-attending within 3 months - Children	89	1,551	5.7%	10.1%	11.6%	11.9%
% of FP17s for the same patient ID Re-attending within 3 months - Adults	482	4,617	10.4%	13.5%	15.4%	16.0%
% of FP17s for the same patient ID Re-attending between 3 & 9 months - Children	856	1,551	55.2%	59.8%	59.4%	58.3%
% of FP17s for the same patient ID Re-attending between 3 & 9 months - Adults	2,419	4,617	52.4%	54.2%	51.3%	50.3%
% of FP17s for Band 1 Urgent Courses	277	6,026	4.6%	7.2%	8.0%	9.1%
% of FP17s Relating to Free Repair or Replacements	30	6,026	0.5%	0.9%	0.8%	0.8%
% of FP17s Relating to Continuations	39	6,026	0.6%	1.2%	1.0%	1.0%
% of Patients satisfied with the dentistry they have received	5	5	N/A	91.0%	91.7%	91.5%
% of Patients satisfied with the time they had to wait for an appointment	5	5	N/A	89.4%	88.3%	87.9%

* This is based on patients treated on this contract for their most recent course of treatment. Figures in italics indicate the base number of FP17s or Patient Questionnaire responses are less than 100. N/A is shown where the base number of responses is less than 10 during the period. % is calculated as Quantity/Base number*100

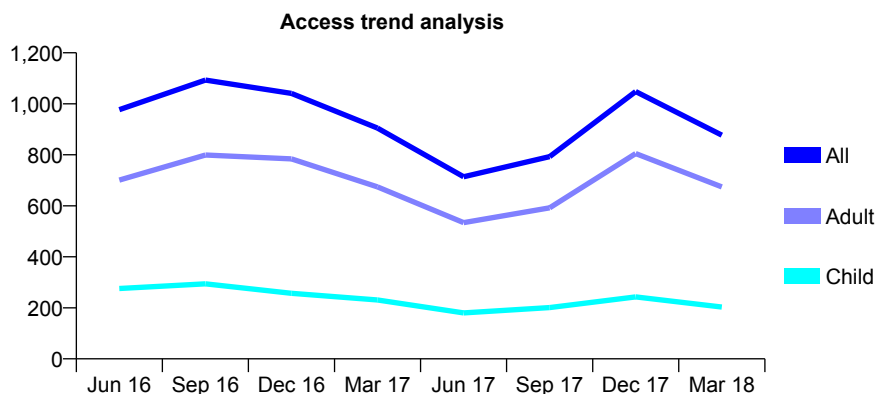
Q60 - Vital Signs At a Glance Contract Report for 824453/0001 - March 2018

Name or company name	Mr P J Middleton
Contract type name	GDS Contract
Purpose of contract	General
Contract start date	01/04/2006
Contract end date	

17/18 Contracted general activity (UDA)	2,428
Carry forward general activity (UDA)	-17
17/18 Contracted orthodontic activity (UOA)	0
Carry forward orthodontic activity (UOA)	0
Baseline contract value	£50,652.18

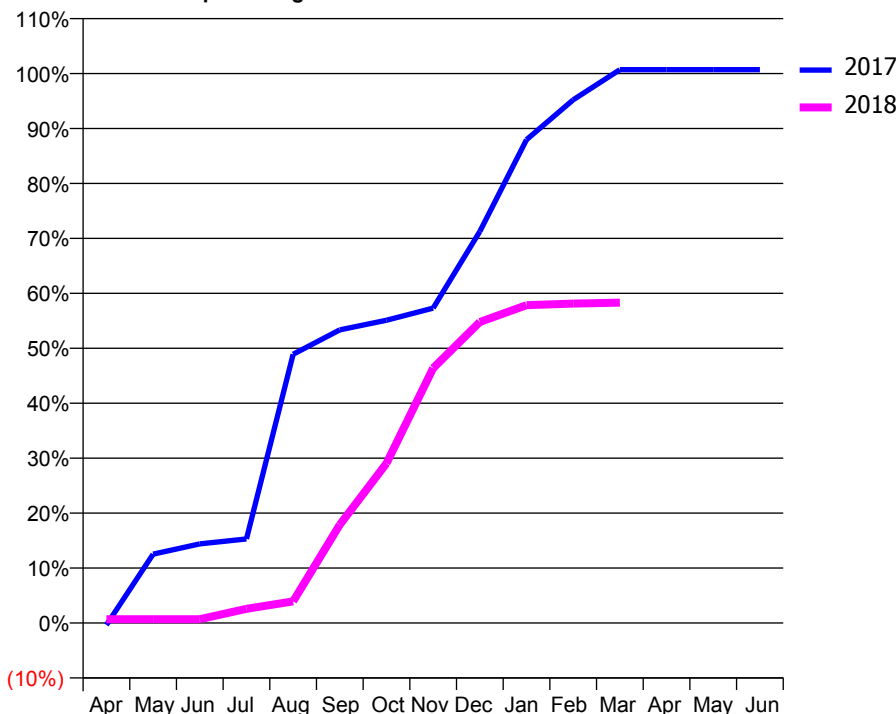
ACCESS*

Patients seen in 24 months	Total	Change since previous quarter
Quarter ending March 2017	905	
Quarter ending June 2017	714	↓
Quarter ending September 2017	793	↑
Quarter ending December 2017	1,048	↑
Quarter ending March 2018	877	↓
Variance since March 2017	(3.1%)	↓



ACTIVITY

Cumulative percentage of contracted UDA delivered 2017 & 2018



Month	Adjusted Scheduled Activity (UDA)	
	2017	2018
April	-9	17
May	305	17
June	350	17
July	372	63
August	1,188	96
September	1,296	435
October	1,338	706
November	1,391	1,126
December	1,730	1,330
January	2,135	1,405
February	2,312	1,412
March	2,445	1,416
April	2,445	
May	2,445	
June	2,445	

QUALITY

	Quantity	Base Number	Contract	AT	Region	England
% of FP17s for the same patient ID Re-attending within 3 months - Children	7	216	3.2%	10.1%	11.6%	11.9%
% of FP17s for the same patient ID Re-attending within 3 months - Adults	29	606	4.8%	13.5%	15.4%	16.0%
% of FP17s for the same patient ID Re-attending between 3 & 9 months - Children	12	216	5.6%	59.8%	59.4%	58.3%
% of FP17s for the same patient ID Re-attending between 3 & 9 months - Adults	35	606	5.8%	54.2%	51.3%	50.3%
% of FP17s for Band 1 Urgent Courses	48	822	5.8%	7.2%	8.0%	9.1%
% of FP17s Relating to Free Repair or Replacements	4	822	0.5%	0.9%	0.8%	0.8%
% of FP17s Relating to Continuations	4	822	0.5%	1.2%	1.0%	1.0%
% of Patients satisfied with the dentistry they have received	1	1	N/A	91.0%	91.7%	91.5%
% of Patients satisfied with the time they had to wait for an appointment	1	1	N/A	89.4%	88.3%	87.9%

* This is based on patients treated on this contract for their most recent course of treatment. Figures in italics indicate the base number of FP17s or Patient Questionnaire responses are less than 100. N/A is shown where the base number of responses is less than 10 during the period. % is calculated as Quantity/Base number*100

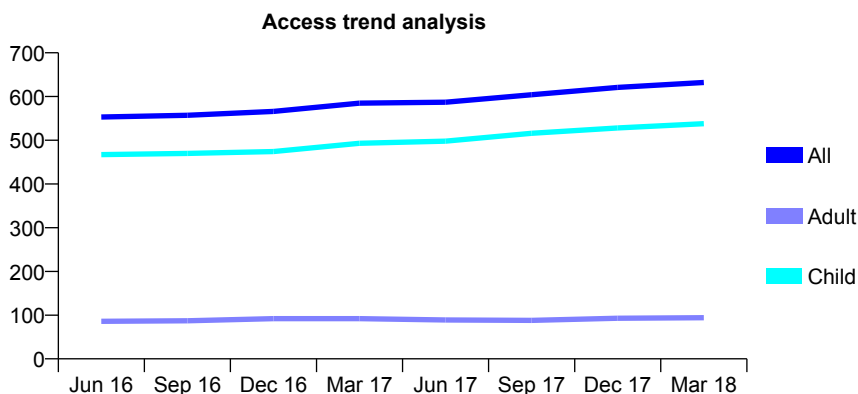
Q60 - Vital Signs At a Glance Contract Report for 825085/0001 - March 2018

Name or company name	MR PB NADIN
Contract type name	GDS Contract
Purpose of contract	General
Contract start date	01/04/2006
Contract end date	

17/18 Contracted general activity (UDA)	1,686
Carry forward general activity (UDA)	0
17/18 Contracted orthodontic activity (UOA)	0
Carry forward orthodontic activity (UOA)	0
Baseline contract value	£43,781.57

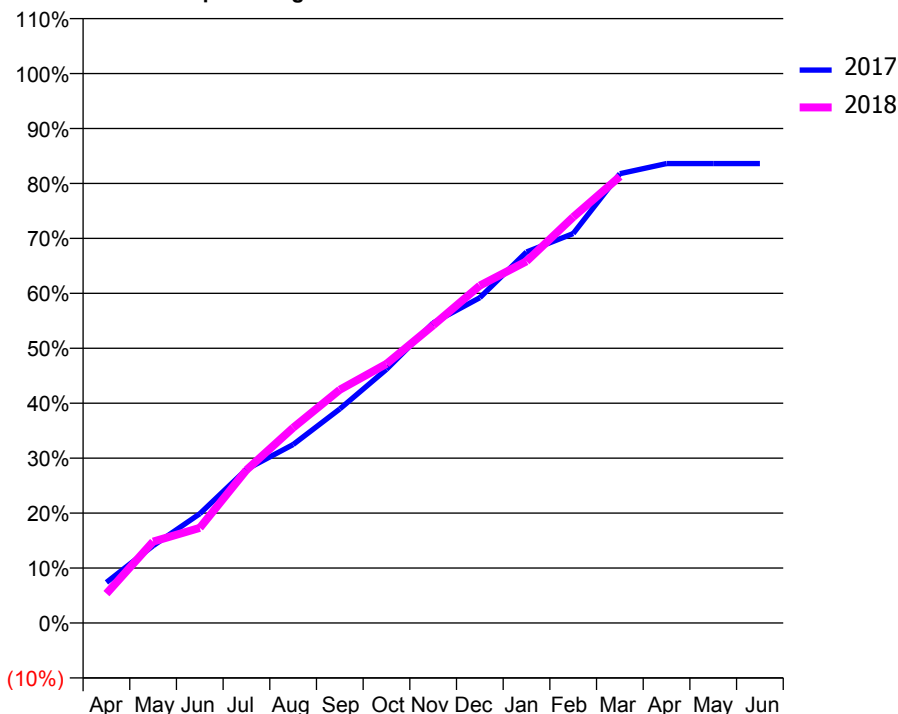
ACCESS*

Patients seen in 24 months	Total	Change since previous quarter
Quarter ending March 2017	585	
Quarter ending June 2017	587	→
Quarter ending September 2017	604	↑
Quarter ending December 2017	621	↑
Quarter ending March 2018	632	→
Variance since March 2017	8.0%	↑



ACTIVITY

Cumulative percentage of contracted UDA delivered 2017 & 2018



Month	Adjusted Scheduled Activity (UDA)	
	2017	2018
April	124	90
May	237	250
June	335	292
July	471	470
August	548	599
September	657	716
October	778	795
November	921	913
December	998	1,035
January	1,139	1,110
February	1,195	1,246
March	1,378	1,370
April	1,410	
May	1,410	
June	1,410	

QUALITY

	Quantity	Base Number	Contract	AT	Region	England
% of FP17s for the same patient ID Re-attending within 3 months - Children	73	932	7.8%	10.1%	11.6%	11.9%
% of FP17s for the same patient ID Re-attending within 3 months - Adults	17	76	22.4%	13.5%	15.4%	16.0%
% of FP17s for the same patient ID Re-attending between 3 & 9 months - Children	638	932	68.5%	59.8%	59.4%	58.3%
% of FP17s for the same patient ID Re-attending between 3 & 9 months - Adults	45	76	59.2%	54.2%	51.3%	50.3%
% of FP17s for Band 1 Urgent Courses	36	989	3.6%	7.2%	8.0%	9.1%
% of FP17s Relating to Free Repair or Replacements	0	989	0.0%	0.9%	0.8%	0.8%
% of FP17s Relating to Continuations	10	989	1.0%	1.2%	1.0%	1.0%
% of Patients satisfied with the dentistry they have received	1	1	N/A	91.0%	91.7%	91.5%
% of Patients satisfied with the time they had to wait for an appointment	1	1	N/A	89.4%	88.3%	87.9%

* This is based on patients treated on this contract for their most recent course of treatment. Figures in italics indicate the base number of FP17s or Patient Questionnaire responses are less than 100. N/A is shown where the base number of responses is less than 10 during the period. % is calculated as Quantity/Base number*100

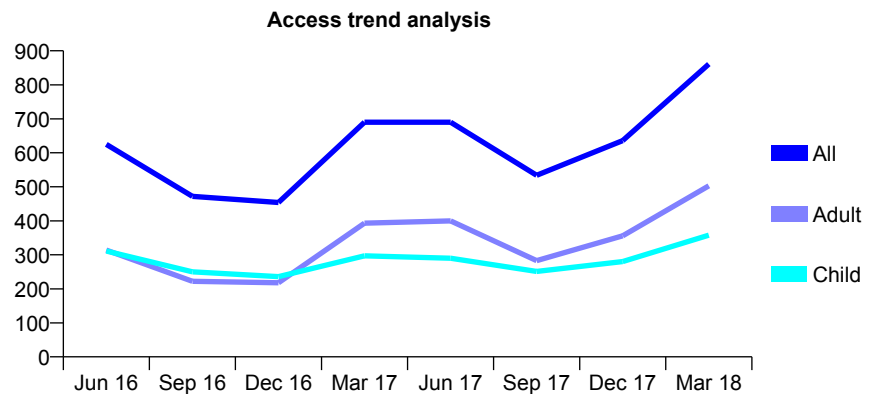
Q60 - Vital Signs At a Glance Contract Report for 833304/0001 - March 2018

Name or company name	MR AP JAMES
Contract type name	GDS Contract
Purpose of contract	General and Orthodontic
Contract start date	01/04/2006
Contract end date	

17/18 Contracted general activity (UDA)	1,526
Carry forward general activity (UDA)	0
17/18 Contracted orthodontic activity (UOA)	80
Carry forward orthodontic activity (UOA)	0
Baseline contract value	£47,308.66

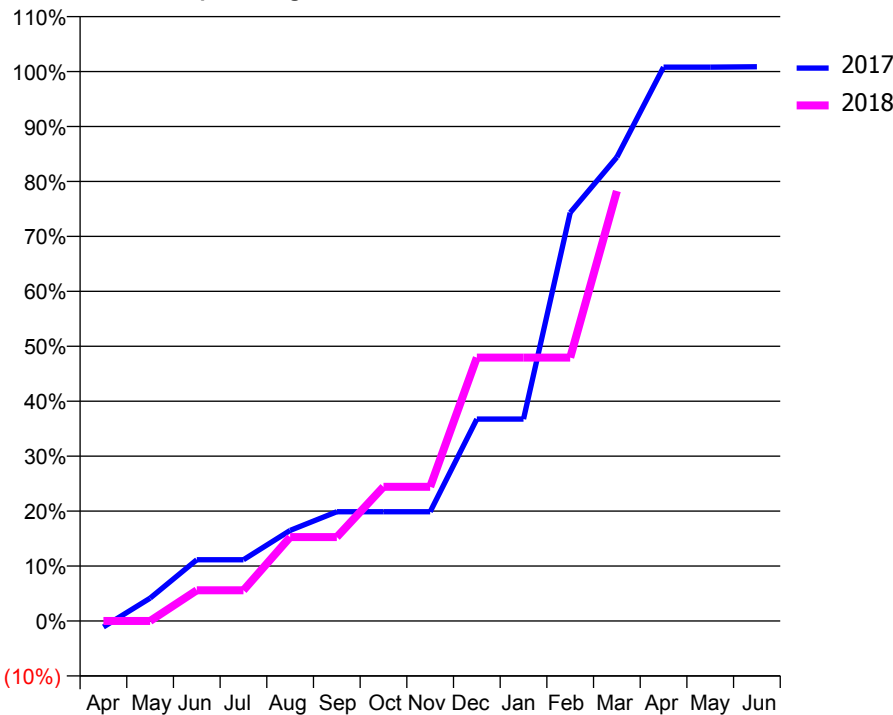
ACCESS*

Patients seen in 24 months	Total	Change since previous quarter
Quarter ending March 2017	690	
Quarter ending June 2017	690	→
Quarter ending September 2017	534	↓
Quarter ending December 2017	636	↑
Quarter ending March 2018	861	↑
Variance since March 2017	24.8%	↑



ACTIVITY

Cumulative percentage of contracted UDA delivered 2017 & 2018



Month	Adjusted Scheduled Activity (UDA)	
	2017	2018
April	-17	0
May	63	0
June	170	85
July	170	85
August	252	233
September	304	233
October	304	373
November	304	373
December	561	731
January	561	731
February	1,134	731
March	1,288	1,194
April	1,538	
May	1,538	
June	1,539	

QUALITY

	Quantity	Base Number	Contract	AT	Region	England
% of FP17s for the same patient ID Re-attending within 3 months - Children	27	514	5.3%	10.1%	11.6%	11.9%
% of FP17s for the same patient ID Re-attending within 3 months - Adults	36	668	5.4%	13.5%	15.4%	16.0%
% of FP17s for the same patient ID Re-attending between 3 & 9 months - Children	247	514	48.1%	59.8%	59.4%	58.3%
% of FP17s for the same patient ID Re-attending between 3 & 9 months - Adults	110	668	16.5%	54.2%	51.3%	50.3%
% of FP17s for Band 1 Urgent Courses	73	1,017	7.2%	7.2%	8.0%	9.1%
% of FP17s Relating to Free Repair or Replacements	1	1,017	0.1%	0.9%	0.8%	0.8%
% of FP17s Relating to Continuations	1	1,017	0.1%	1.2%	1.0%	1.0%
% of Patients satisfied with the dentistry they have received	0	0	N/A	91.0%	91.7%	91.5%
% of Patients satisfied with the time they had to wait for an appointment	0	0	N/A	89.4%	88.3%	87.9%

* This is based on patients treated on this contract for their most recent course of treatment. Figures in italics indicate the base number of FP17s or Patient Questionnaire responses are less than 100. N/A is shown where the base number of responses is less than 10 during the period. % is calculated as Quantity/Base number*100

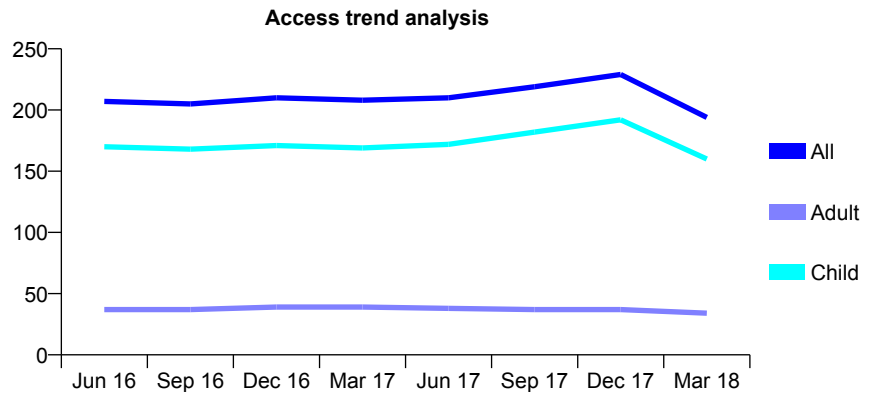
Q60 - Vital Signs At a Glance Contract Report for 840319/0001 - March 2018

Name or company name	MISS SJ WORSKETT
Contract type name	GDS Contract
Purpose of contract	General
Contract start date	01/04/2006
Contract end date	

17/18 Contracted general activity (UDA)	373
Carry forward general activity (UDA)	14
17/18 Contracted orthodontic activity (UOA)	0
Carry forward orthodontic activity (UOA)	0
Baseline contract value	£7,739.90

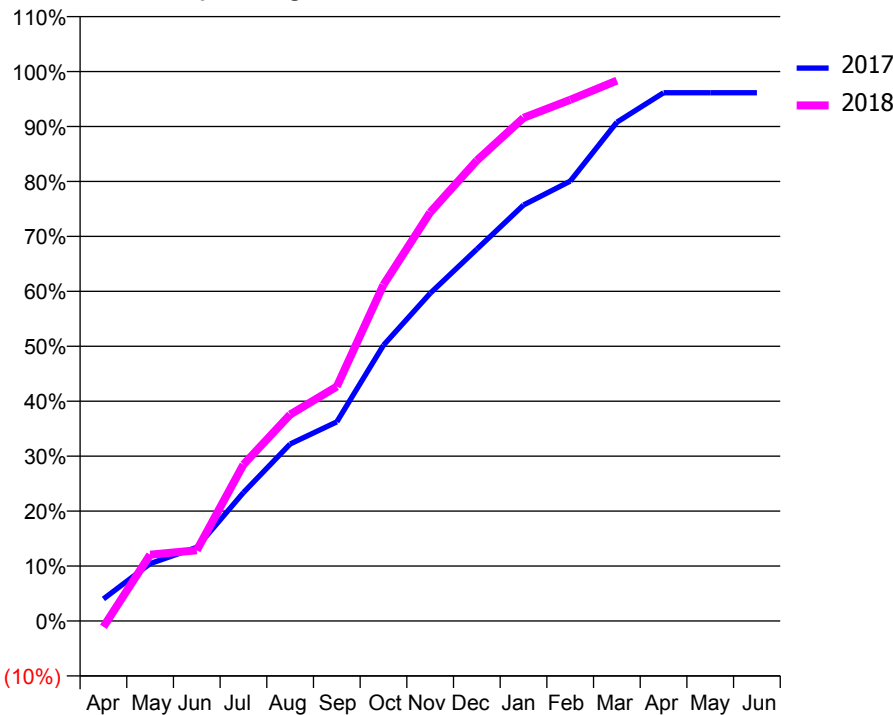
ACCESS*

Patients seen in 24 months	Total	Change since previous quarter
Quarter ending March 2017	208	
Quarter ending June 2017	210	→
Quarter ending September 2017	219	↑
Quarter ending December 2017	229	↑
Quarter ending March 2018	194	↓
Variance since March 2017	(6.7%)	↓



ACTIVITY

Cumulative percentage of contracted UDA delivered 2017 & 2018



Month	Adjusted Scheduled Activity (UDA)	
	2017	2018
April	15	-4
May	39	45
June	50	48
July	87	106
August	120	140
September	135	159
October	187	228
November	222	277
December	252	313
January	282	342
February	299	354
March	339	367
April	359	
May	359	
June	359	

QUALITY

	Quantity	Base Number	Contract	AT	Region	England
% of FP17s for the same patient ID Re-attending within 3 months - Children	11	242	4.5%	10.1%	11.6%	11.9%
% of FP17s for the same patient ID Re-attending within 3 months - Adults	1	33	3.0%	13.5%	15.4%	16.0%
% of FP17s for the same patient ID Re-attending between 3 & 9 months - Children	131	242	54.1%	59.8%	59.4%	58.3%
% of FP17s for the same patient ID Re-attending between 3 & 9 months - Adults	15	33	45.5%	54.2%	51.3%	50.3%
% of FP17s for Band 1 Urgent Courses	4	262	1.5%	7.2%	8.0%	9.1%
% of FP17s Relating to Free Repair or Replacements	0	262	0.0%	0.9%	0.8%	0.8%
% of FP17s Relating to Continuations	0	262	0.0%	1.2%	1.0%	1.0%
% of Patients satisfied with the dentistry they have received	0	0	N/A	91.0%	91.7%	91.5%
% of Patients satisfied with the time they had to wait for an appointment	0	0	N/A	89.4%	88.3%	87.9%

* This is based on patients treated on this contract for their most recent course of treatment. Figures in italics indicate the base number of FP17s or Patient Questionnaire responses are less than 100. N/A is shown where the base number of responses is less than 10 during the period. % is calculated as Quantity/Base number*100

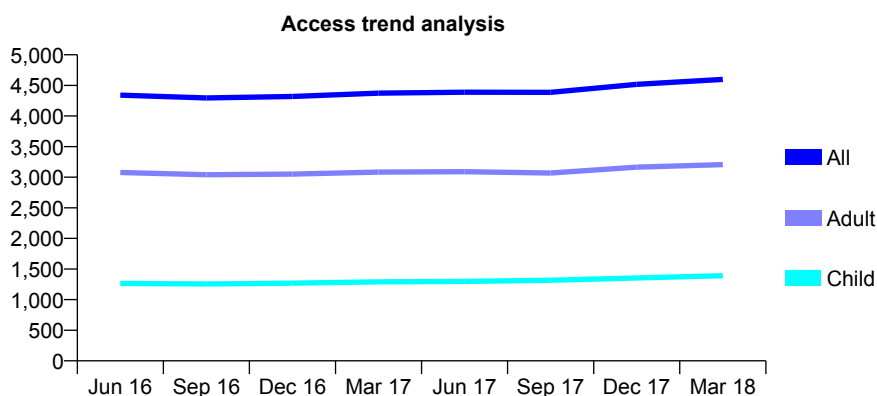
Q60 - Vital Signs At a Glance Contract Report for 840610/0001 - March 2018

Name or company name	MR RK NAHAR
Contract type name	GDS Contract
Purpose of contract	General and Orthodontic
Contract start date	01/04/2006
Contract end date	

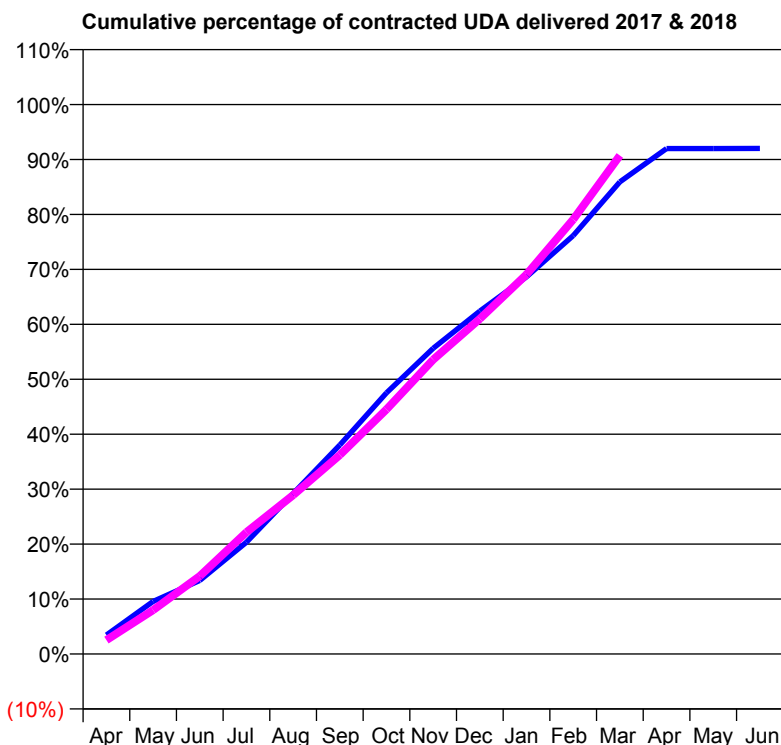
17/18 Contracted general activity (UDA)	14,203
Carry forward general activity (UDA)	0
17/18 Contracted orthodontic activity (UOA)	656
Carry forward orthodontic activity (UOA)	391
Baseline contract value	£378,142.55

ACCESS*

Patients seen in 24 months	Total	Change since previous quarter
Quarter ending March 2017	4,374	
Quarter ending June 2017	4,388	→
Quarter ending September 2017	4,386	→
Quarter ending December 2017	4,518	↑
Quarter ending March 2018	4,597	→
Variance since March 2017	5.1%	↑



ACTIVITY



Month	Adjusted Scheduled Activity (UDA)	
	2017	2018
April	490	361
May	1,358	1,135
June	1,902	2,013
July	2,890	3,148
August	4,147	4,106
September	5,401	5,145
October	6,751	6,324
November	7,902	7,608
December	8,864	8,663
January	9,750	9,810
February	10,813	11,232
March	12,201	12,886
April	13,064	
May	13,065	
June	13,068	

QUALITY

	Quantity	Base Number	Contract	AT	Region	England
% of FP17s for the same patient ID Re-attending within 3 months - Children	243	2,322	10.5%	10.1%	11.6%	11.9%
% of FP17s for the same patient ID Re-attending within 3 months - Adults	691	4,827	14.3%	13.5%	15.4%	16.0%
% of FP17s for the same patient ID Re-attending between 3 & 9 months - Children	1,427	2,322	61.5%	59.8%	59.4%	58.3%
% of FP17s for the same patient ID Re-attending between 3 & 9 months - Adults	2,806	4,827	58.1%	54.2%	51.3%	50.3%
% of FP17s for Band 1 Urgent Courses	301	6,711	4.5%	7.2%	8.0%	9.1%
% of FP17s Relating to Free Repair or Replacements	65	6,711	1.0%	0.9%	0.8%	0.8%
% of FP17s Relating to Continuations	159	6,711	2.4%	1.2%	1.0%	1.0%
% of Patients satisfied with the dentistry they have received	8	8	N/A	91.0%	91.7%	91.5%
% of Patients satisfied with the time they had to wait for an appointment	8	8	N/A	89.4%	88.3%	87.9%

* This is based on patients treated on this contract for their most recent course of treatment. Figures in italics indicate the base number of FP17s or Patient Questionnaire responses are less than 100. N/A is shown where the base number of responses is less than 10 during the period. % is calculated as Quantity/Base number*100

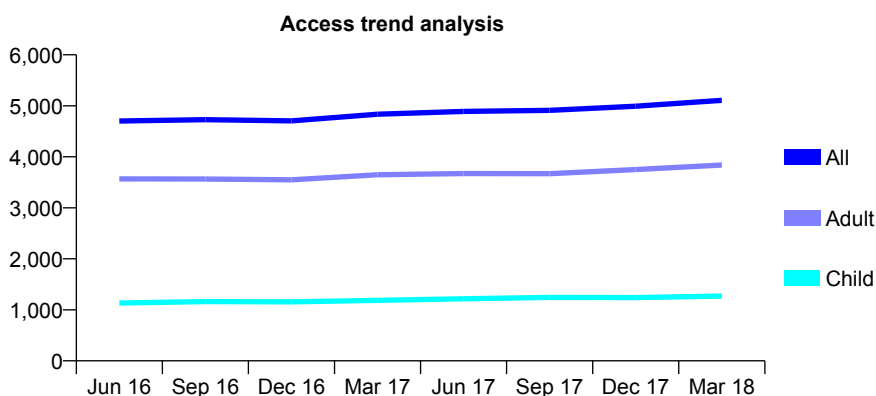
Q60 - Vital Signs At a Glance Contract Report for 844691/0001 - March 2018

Name or company name	MR G SHIRAVI
Contract type name	GDS Contract
Purpose of contract	General
Contract start date	01/04/2006
Contract end date	

17/18 Contracted general activity (UDA)	14,295
Carry forward general activity (UDA)	-154
17/18 Contracted orthodontic activity (UOA)	0
Carry forward orthodontic activity (UOA)	0
Baseline contract value	£401,716.49

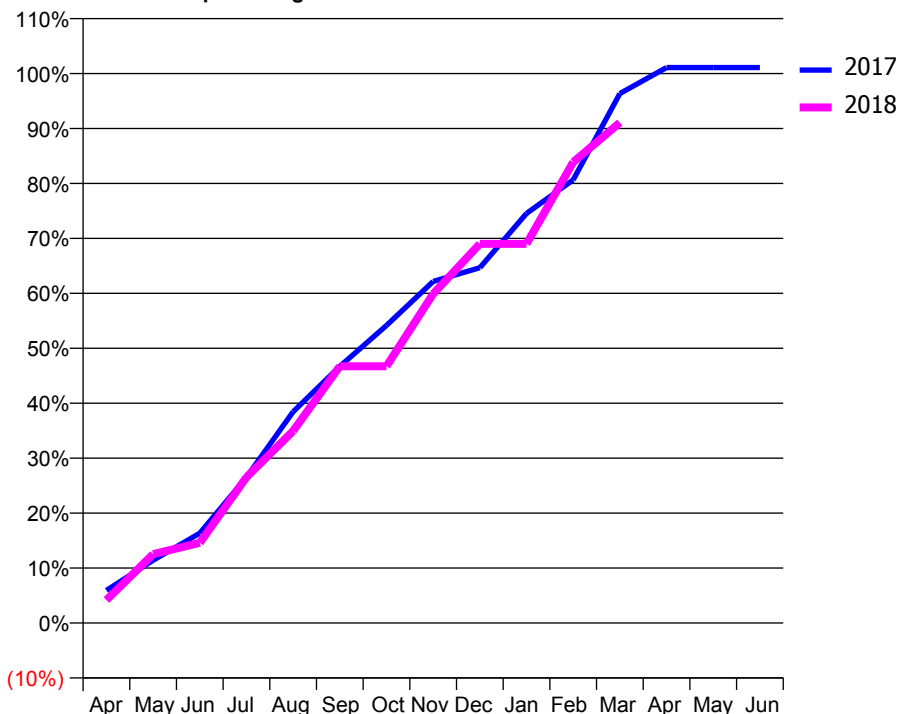
ACCESS*

Patients seen in 24 months	Total	Change since previous quarter
Quarter ending March 2017	4,834	
Quarter ending June 2017	4,889	→
Quarter ending September 2017	4,911	→
Quarter ending December 2017	4,992	→
Quarter ending March 2018	5,108	↑
Variance since March 2017	5.7%	↑



ACTIVITY

Cumulative percentage of contracted UDA delivered 2017 & 2018



Month	Adjusted Scheduled Activity (UDA)	
	2017	2018
April	849	600
May	1,633	1,792
June	2,337	2,086
July	3,792	3,793
August	5,497	4,998
September	6,678	6,680
October	7,740	6,680
November	8,885	8,563
December	9,243	9,864
January	10,654	9,864
February	11,530	11,989
March	13,775	13,019
April	14,449	
May	14,449	
June	14,449	

QUALITY

	Quantity	Base Number	Contract	AT	Region	England
% of FP17s for the same patient ID Re-attending within 3 months - Children	191	1,898	10.1%	10.1%	11.6%	11.9%
% of FP17s for the same patient ID Re-attending within 3 months - Adults	800	5,248	15.2%	13.5%	15.4%	16.0%
% of FP17s for the same patient ID Re-attending between 3 & 9 months - Children	1,099	1,898	57.9%	59.8%	59.4%	58.3%
% of FP17s for the same patient ID Re-attending between 3 & 9 months - Adults	2,997	5,248	57.1%	54.2%	51.3%	50.3%
% of FP17s for Band 1 Urgent Courses	413	6,846	6.0%	7.2%	8.0%	9.1%
% of FP17s Relating to Free Repair or Replacements	52	6,846	0.8%	0.9%	0.8%	0.8%
% of FP17s Relating to Continuations	84	6,846	1.2%	1.2%	1.0%	1.0%
% of Patients satisfied with the dentistry they have received	6	8	N/A	91.0%	91.7%	91.5%
% of Patients satisfied with the time they had to wait for an appointment	7	8	N/A	89.4%	88.3%	87.9%

* This is based on patients treated on this contract for their most recent course of treatment. Figures in italics indicate the base number of FP17s or Patient Questionnaire responses are less than 100. N/A is shown where the base number of responses is less than 10 during the period. % is calculated as Quantity/Base number*100

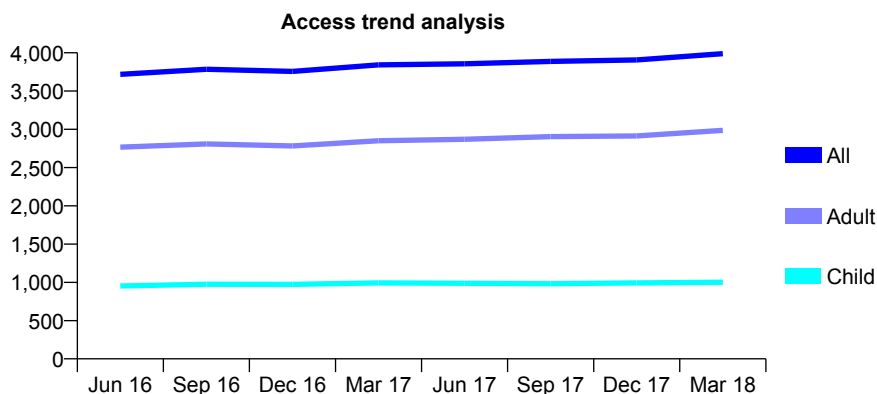
Q60 - Vital Signs At a Glance Contract Report for 847739/0002 - March 2018

Name or company name	MR E MOORE
Contract type name	GDS Contract
Purpose of contract	General
Contract start date	01/04/2006
Contract end date	

17/18 Contracted general activity (UDA)	9,482
Carry forward general activity (UDA)	64
17/18 Contracted orthodontic activity (UOA)	0
Carry forward orthodontic activity (UOA)	0
Baseline contract value	£223,188.49

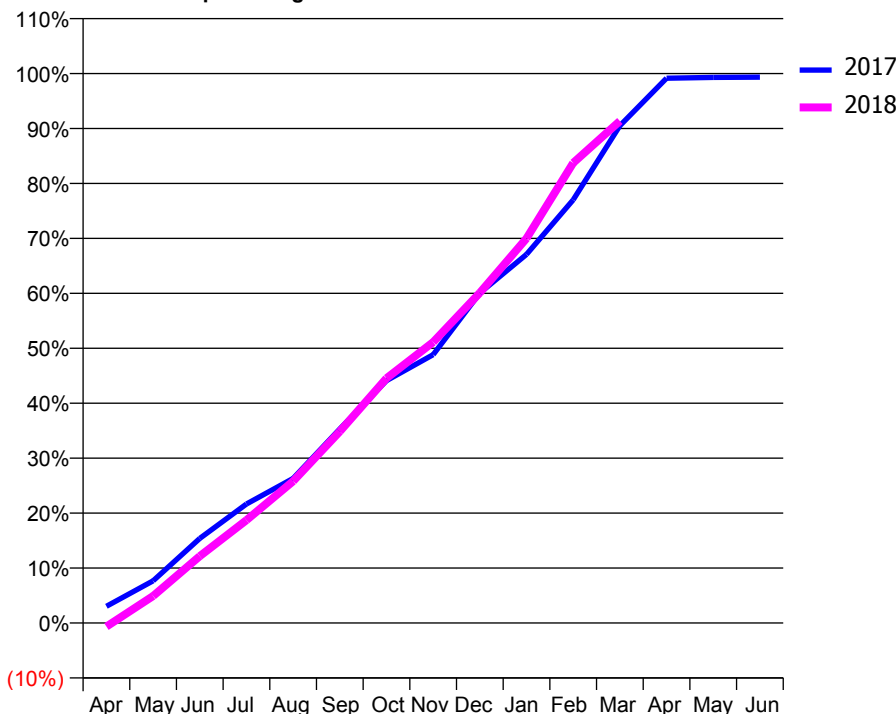
ACCESS*

Patients seen in 24 months	Total	Change since previous quarter
Quarter ending March 2017	3,843	
Quarter ending June 2017	3,856	→
Quarter ending September 2017	3,888	→
Quarter ending December 2017	3,907	→
Quarter ending March 2018	3,988	↑
Variance since March 2017	3.8%	↑



ACTIVITY

Cumulative percentage of contracted UDA delivered 2017 & 2018



Adjusted Scheduled Activity (UDA)

Month	2017	2018
April	289	-64
May	729	467
June	1,460	1,153
July	2,054	1,776
August	2,496	2,448
September	3,348	3,306
October	4,181	4,225
November	4,632	4,848
December	5,694	5,699
January	6,362	6,638
February	7,301	7,940
March	8,581	8,661
April	9,401	
May	9,415	
June	9,418	

QUALITY

	Quantity	Base Number	Contract	AT	Region	England
% of FP17s for the same patient ID Re-attending within 3 months - Children	76	1,431	5.3%	10.1%	11.6%	11.9%
% of FP17s for the same patient ID Re-attending within 3 months - Adults	440	3,831	11.5%	13.5%	15.4%	16.0%
% of FP17s for the same patient ID Re-attending between 3 & 9 months - Children	831	1,431	58.1%	59.8%	59.4%	58.3%
% of FP17s for the same patient ID Re-attending between 3 & 9 months - Adults	1,973	3,831	51.5%	54.2%	51.3%	50.3%
% of FP17s for Band 1 Urgent Courses	206	4,094	5.0%	7.2%	8.0%	9.1%
% of FP17s Relating to Free Repair or Replacements	4	4,094	0.1%	0.9%	0.8%	0.8%
% of FP17s Relating to Continuations	22	4,094	0.5%	1.2%	1.0%	1.0%
% of Patients satisfied with the dentistry they have received	6	6	N/A	91.0%	91.7%	91.5%
% of Patients satisfied with the time they had to wait for an appointment	6	6	N/A	89.4%	88.3%	87.9%

* This is based on patients treated on this contract for their most recent course of treatment. Figures in italics indicate the base number of FP17s or Patient Questionnaire responses are less than 100. N/A is shown where the base number of responses is less than 10 during the period. % is calculated as Quantity/Base number*100

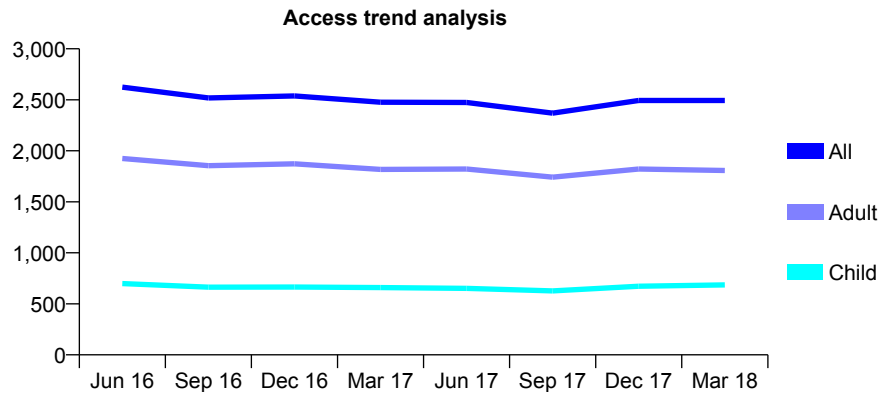
Q60 - Vital Signs At a Glance Contract Report for 849227/0001 - March 2018

Name or company name	MR BS AHITAN
Contract type name	GDS Contract
Purpose of contract	General
Contract start date	01/04/2006
Contract end date	

17/18 Contracted general activity (UDA)	10,030
Carry forward general activity (UDA)	0
17/18 Contracted orthodontic activity (UOA)	0
Carry forward orthodontic activity (UOA)	0
Baseline contract value	£231,534.96

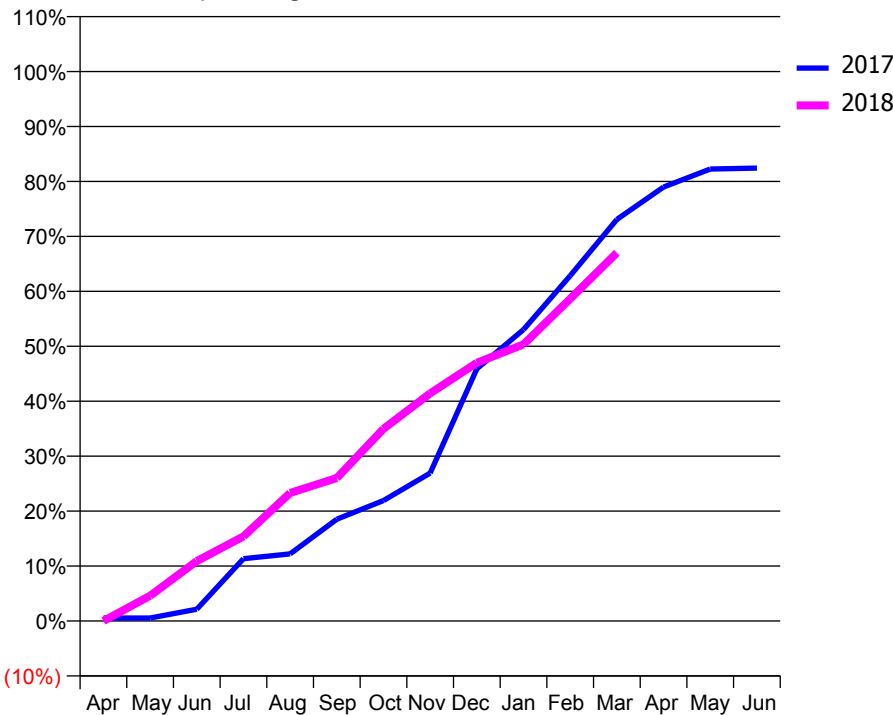
ACCESS*

Patients seen in 24 months	Total	Change since previous quarter
Quarter ending March 2017	2,476	
Quarter ending June 2017	2,474	→
Quarter ending September 2017	2,369	↓
Quarter ending December 2017	2,494	↑
Quarter ending March 2018	2,493	→
Variance since March 2017	0.7%	→



ACTIVITY

Cumulative percentage of contracted UDA delivered 2017 & 2018



Month	Adjusted Scheduled Activity (UDA)	
	2017	2018
April	55	0
May	55	461
June	215	1,094
July	1,137	1,544
August	1,226	2,338
September	1,858	2,610
October	2,198	3,509
November	2,701	4,155
December	4,605	4,713
January	5,319	5,050
February	6,303	5,881
March	7,331	6,723
April	7,921	
May	8,251	
June	8,266	

QUALITY

	Quantity	Base Number	Contract	AT	Region	England
% of FP17s for the same patient ID Re-attending within 3 months - Children	80	777	10.3%	10.1%	11.6%	11.9%
% of FP17s for the same patient ID Re-attending within 3 months - Adults	330	1,840	17.9%	13.5%	15.4%	16.0%
% of FP17s for the same patient ID Re-attending between 3 & 9 months - Children	258	777	33.2%	59.8%	59.4%	58.3%
% of FP17s for the same patient ID Re-attending between 3 & 9 months - Adults	503	1,840	27.3%	54.2%	51.3%	50.3%
% of FP17s for Band 1 Urgent Courses	74	2,375	3.1%	7.2%	8.0%	9.1%
% of FP17s Relating to Free Repair or Replacements	75	2,375	3.2%	0.9%	0.8%	0.8%
% of FP17s Relating to Continuations	56	2,375	2.4%	1.2%	1.0%	1.0%
% of Patients satisfied with the dentistry they have received	1	2	N/A	91.0%	91.7%	91.5%
% of Patients satisfied with the time they had to wait for an appointment	2	2	N/A	89.4%	88.3%	87.9%

* This is based on patients treated on this contract for their most recent course of treatment. Figures in italics indicate the base number of FP17s or Patient Questionnaire responses are less than 100. N/A is shown where the base number of responses is less than 10 during the period. % is calculated as Quantity/Base number*100

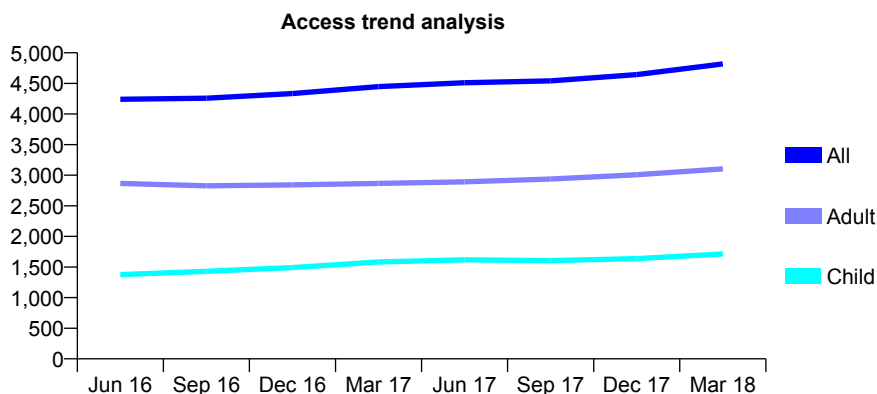
Q60 - Vital Signs At a Glance Contract Report for 856622/0001 - March 2018

Name or company name	MR N BARCHHA
Contract type name	GDS Contract
Purpose of contract	General
Contract start date	01/04/2006
Contract end date	

17/18 Contracted general activity (UDA)	16,093
Carry forward general activity (UDA)	-117
17/18 Contracted orthodontic activity (UOA)	0
Carry forward orthodontic activity (UOA)	0
Baseline contract value	£400,598.69

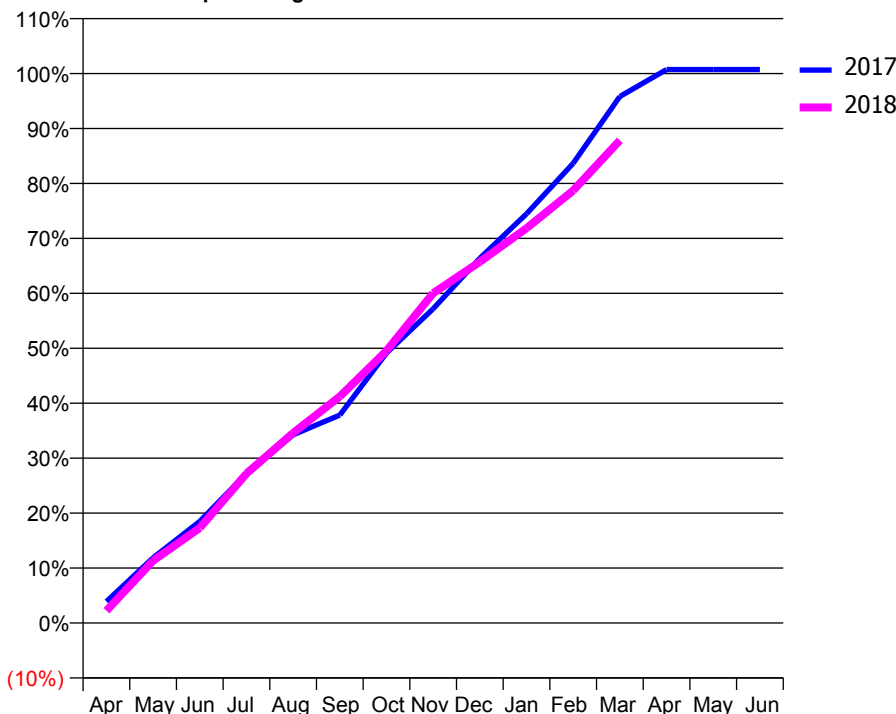
ACCESS*

Patients seen in 24 months	Total	Change since previous quarter
Quarter ending March 2017	4,448	
Quarter ending June 2017	4,511	→
Quarter ending September 2017	4,542	→
Quarter ending December 2017	4,644	↑
Quarter ending March 2018	4,817	↑
Variance since March 2017	8.3%	↑



ACTIVITY

Cumulative percentage of contracted UDA delivered 2017 & 2018



Month	Adjusted Scheduled Activity (UDA)	
	2017	2018
April	630	361
May	1,910	1,825
June	2,979	2,785
July	4,380	4,375
August	5,511	5,568
September	6,091	6,631
October	7,907	7,972
November	9,203	9,661
December	10,682	10,576
January	11,984	11,561
February	13,465	12,665
March	15,419	14,134
April	16,208	
May	16,208	
June	16,210	

QUALITY

	Quantity	Base Number	Contract	AT	Region	England
% of FP17s for the same patient ID Re-attending within 3 months - Children	183	2,634	6.9%	10.1%	11.6%	11.9%
% of FP17s for the same patient ID Re-attending within 3 months - Adults	773	4,520	17.1%	13.5%	15.4%	16.0%
% of FP17s for the same patient ID Re-attending between 3 & 9 months - Children	1,761	2,634	66.9%	59.8%	59.4%	58.3%
% of FP17s for the same patient ID Re-attending between 3 & 9 months - Adults	2,592	4,520	57.3%	54.2%	51.3%	50.3%
% of FP17s for Band 1 Urgent Courses	460	6,864	6.7%	7.2%	8.0%	9.1%
% of FP17s Relating to Free Repair or Replacements	30	6,864	0.4%	0.9%	0.8%	0.8%
% of FP17s Relating to Continuations	189	6,864	2.8%	1.2%	1.0%	1.0%
% of Patients satisfied with the dentistry they have received	6	6	N/A	91.0%	91.7%	91.5%
% of Patients satisfied with the time they had to wait for an appointment	5	6	N/A	89.4%	88.3%	87.9%

* This is based on patients treated on this contract for their most recent course of treatment. Figures in italics indicate the base number of FP17s or Patient Questionnaire responses are less than 100. N/A is shown where the base number of responses is less than 10 during the period. % is calculated as Quantity/Base number*100

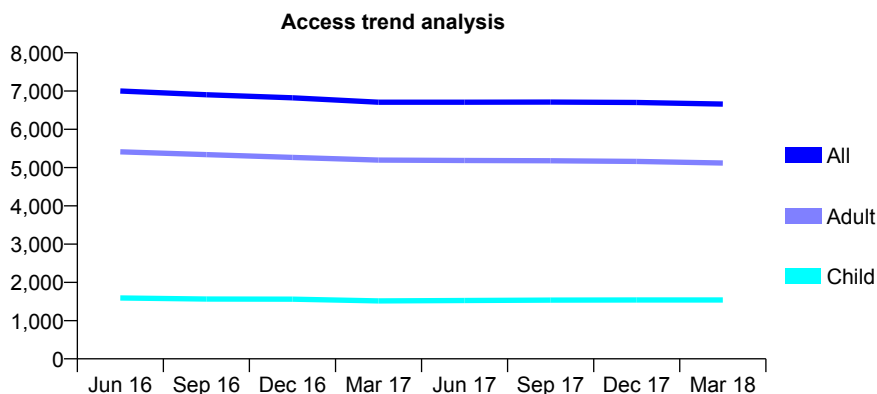
Q60 - Vital Signs At a Glance Contract Report for 857866/0001 - March 2018

Name or company name	MR LG THOTA
Contract type name	GDS Contract
Purpose of contract	General
Contract start date	01/04/2006
Contract end date	

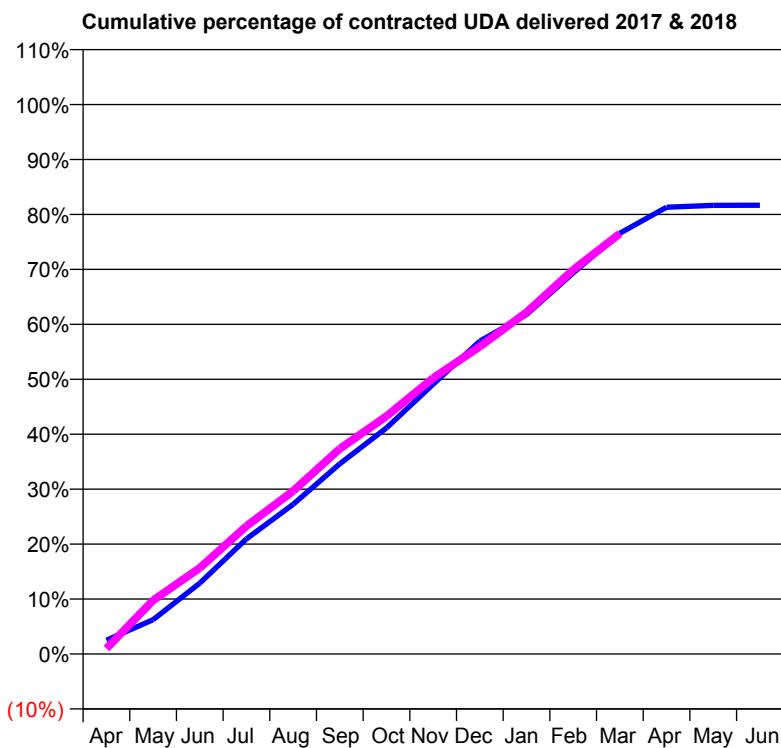
17/18 Contracted general activity (UDA)	26,500
Carry forward general activity (UDA)	0
17/18 Contracted orthodontic activity (UOA)	0
Carry forward orthodontic activity (UOA)	0
Baseline contract value	£563,191.61

ACCESS*

Patients seen in 24 months	Total	Change since previous quarter
Quarter ending March 2017	6,710	
Quarter ending June 2017	6,710	→
Quarter ending September 2017	6,712	→
Quarter ending December 2017	6,700	→
Quarter ending March 2018	6,659	→
Variance since March 2017	(0.8%)	→



ACTIVITY



Month	Adjusted Scheduled Activity (UDA)	
	2017	2018
April	665	266
May	1,655	2,587
June	3,415	4,151
July	5,555	6,171
August	7,220	7,863
September	9,172	9,899
October	10,906	11,469
November	13,016	13,308
December	15,090	14,829
January	16,371	16,476
February	18,377	18,530
March	20,292	20,275
April	21,545	
May	21,638	
June	21,640	

QUALITY

	Quantity	Base Number	Contract	AT	Region	England
% of FP17s for the same patient ID Re-attending within 3 months - Children	133	2,346	5.7%	10.1%	11.6%	11.9%
% of FP17s for the same patient ID Re-attending within 3 months - Adults	1,062	7,979	13.3%	13.5%	15.4%	16.0%
% of FP17s for the same patient ID Re-attending between 3 & 9 months - Children	1,420	2,346	60.5%	59.8%	59.4%	58.3%
% of FP17s for the same patient ID Re-attending between 3 & 9 months - Adults	4,871	7,979	61.0%	54.2%	51.3%	50.3%
% of FP17s for Band 1 Urgent Courses	977	9,781	10.0%	7.2%	8.0%	9.1%
% of FP17s Relating to Free Repair or Replacements	34	9,781	0.3%	0.9%	0.8%	0.8%
% of FP17s Relating to Continuations	55	9,781	0.6%	1.2%	1.0%	1.0%
% of Patients satisfied with the dentistry they have received	7	8	N/A	91.0%	91.7%	91.5%
% of Patients satisfied with the time they had to wait for an appointment	7	8	N/A	89.4%	88.3%	87.9%

* This is based on patients treated on this contract for their most recent course of treatment. Figures in italics indicate the base number of FP17s or Patient Questionnaire responses are less than 100. N/A is shown where the base number of responses is less than 10 during the period. % is calculated as Quantity/Base number*100

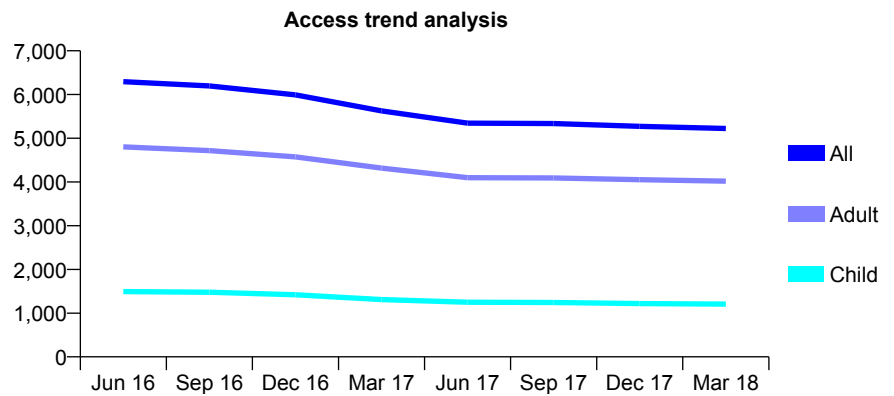
Q60 - Vital Signs At a Glance Contract Report for 906611/0002 - March 2018

Name or company name	MR RJ COOPER
Contract type name	GDS Contract
Purpose of contract	General
Contract start date	01/04/2009
Contract end date	

17/18 Contracted general activity (UDA)	18,833
Carry forward general activity (UDA)	0
17/18 Contracted orthodontic activity (UOA)	0
Carry forward orthodontic activity (UOA)	0
Baseline contract value	£456,136.25

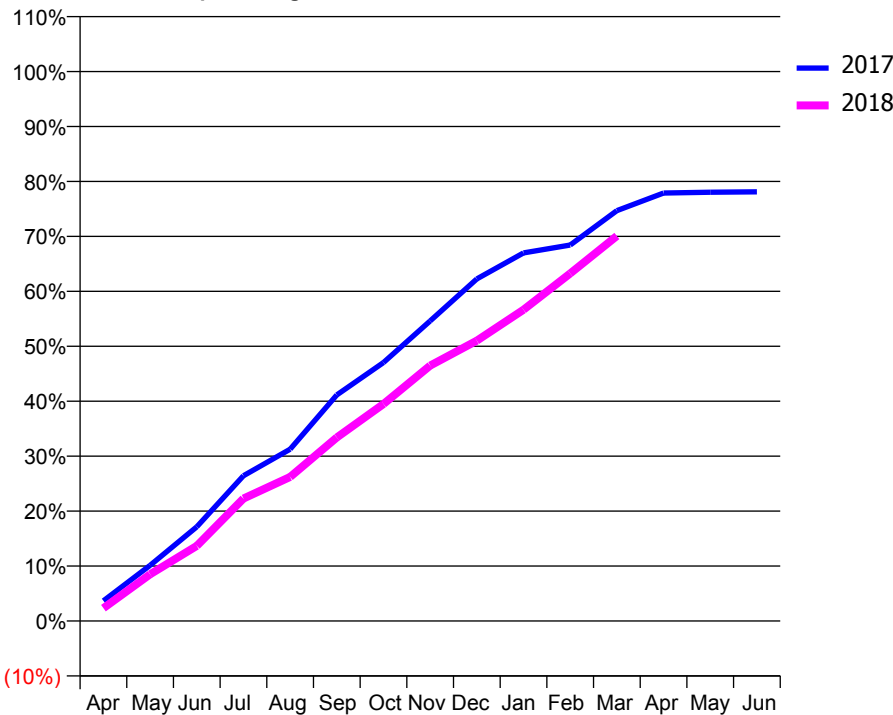
ACCESS*

Patients seen in 24 months	Total	Change since previous quarter
Quarter ending March 2017	5,626	
Quarter ending June 2017	5,346	↓
Quarter ending September 2017	5,336	→
Quarter ending December 2017	5,272	↓
Quarter ending March 2018	5,224	→
Variance since March 2017	(7.1%)	↓



ACTIVITY

Cumulative percentage of contracted UDA delivered 2017 & 2018



Month	Adjusted Scheduled Activity (UDA)	
	2017	2018
April	550	439
May	1,518	1,601
June	2,573	2,574
July	3,966	4,199
August	4,690	4,937
September	6,173	6,289
October	7,057	7,438
November	8,193	8,752
December	9,337	9,610
January	10,049	10,668
February	10,262	11,912
March	11,202	13,197
April	11,682	
May	11,706	
June	11,717	

QUALITY

	Quantity	Base Number	Contract	AT	Region	England
% of FP17s for the same patient ID Re-attending within 3 months - Children	111	1,841	6.0%	10.1%	11.6%	11.9%
% of FP17s for the same patient ID Re-attending within 3 months - Adults	502	5,696	8.8%	13.5%	15.4%	16.0%
% of FP17s for the same patient ID Re-attending between 3 & 9 months - Children	897	1,841	48.7%	59.8%	59.4%	58.3%
% of FP17s for the same patient ID Re-attending between 3 & 9 months - Adults	2,769	5,696	48.6%	54.2%	51.3%	50.3%
% of FP17s for Band 1 Urgent Courses	240	6,473	3.7%	7.2%	8.0%	9.1%
% of FP17s Relating to Free Repair or Replacements	32	6,473	0.5%	0.9%	0.8%	0.8%
% of FP17s Relating to Continuations	131	6,473	2.0%	1.2%	1.0%	1.0%
% of Patients satisfied with the dentistry they have received	17	17	100.0%	91.0%	91.7%	91.5%
% of Patients satisfied with the time they had to wait for an appointment	16	17	94.1%	89.4%	88.3%	87.9%

* This is based on patients treated on this contract for their most recent course of treatment. Figures in italics indicate the base number of FP17s or Patient Questionnaire responses are less than 100. N/A is shown where the base number of responses is less than 10 during the period. % is calculated as Quantity/Base number*100

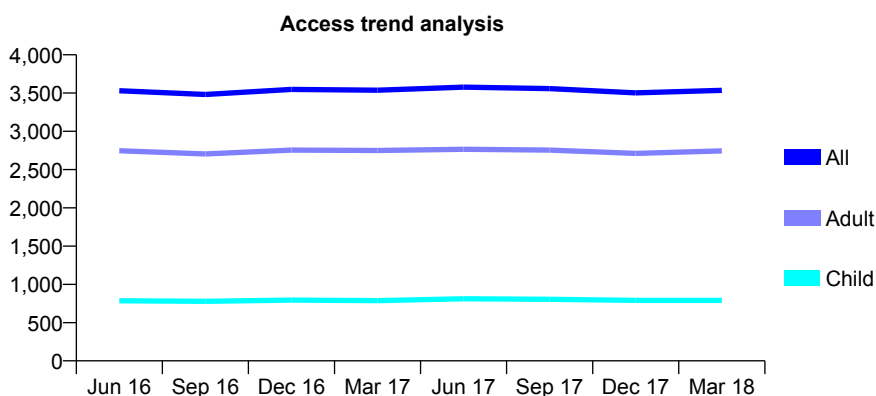
Q60 - Vital Signs At a Glance Contract Report for 909939/0001 - March 2018

Name or company name	Sandeep Kaur Dhanda
Contract type name	GDS Contract
Purpose of contract	General
Contract start date	01/04/2006
Contract end date	

17/18 Contracted general activity (UDA)	8,800
Carry forward general activity (UDA)	-176
17/18 Contracted orthodontic activity (UOA)	0
Carry forward orthodontic activity (UOA)	0
Baseline contract value	£246,910.81

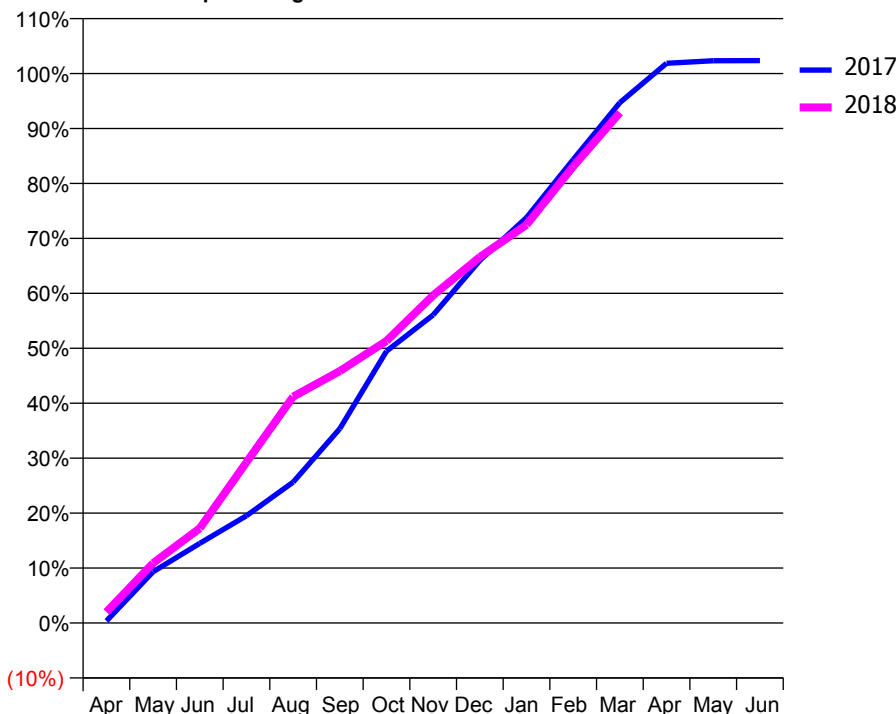
ACCESS*

Patients seen in 24 months	Total	Change since previous quarter
Quarter ending March 2017	3,537	
Quarter ending June 2017	3,577	→
Quarter ending September 2017	3,559	→
Quarter ending December 2017	3,502	↓
Quarter ending March 2018	3,535	→
Variance since March 2017	(0.1%)	→



ACTIVITY

Cumulative percentage of contracted UDA delivered 2017 & 2018



Month	Adjusted Scheduled Activity (UDA)	
	2017	2018
April	33	176
May	822	961
June	1,276	1,518
July	1,717	2,575
August	2,255	3,626
September	3,112	4,034
October	4,353	4,519
November	4,935	5,248
December	5,805	5,860
January	6,493	6,377
February	7,421	7,311
March	8,333	8,174
April	8,964	
May	9,005	
June	9,006	

QUALITY

	Quantity	Base Number	Contract	AT	Region	England
% of FP17s for the same patient ID Re-attending within 3 months - Children	25	823	3.0%	10.1%	11.6%	11.9%
% of FP17s for the same patient ID Re-attending within 3 months - Adults	344	2,916	11.8%	13.5%	15.4%	16.0%
% of FP17s for the same patient ID Re-attending between 3 & 9 months - Children	244	823	29.6%	59.8%	59.4%	58.3%
% of FP17s for the same patient ID Re-attending between 3 & 9 months - Adults	681	2,916	23.4%	54.2%	51.3%	50.3%
% of FP17s for Band 1 Urgent Courses	323	3,477	9.3%	7.2%	8.0%	9.1%
% of FP17s Relating to Free Repair or Replacements	43	3,477	1.2%	0.9%	0.8%	0.8%
% of FP17s Relating to Continuations	56	3,477	1.6%	1.2%	1.0%	1.0%
% of Patients satisfied with the dentistry they have received	10	10	100.0%	91.0%	91.7%	91.5%
% of Patients satisfied with the time they had to wait for an appointment	10	10	100.0%	89.4%	88.3%	87.9%

* This is based on patients treated on this contract for their most recent course of treatment. Figures in italics indicate the base number of FP17s or Patient Questionnaire responses are less than 100. N/A is shown where the base number of responses is less than 10 during the period. % is calculated as Quantity/Base number*100

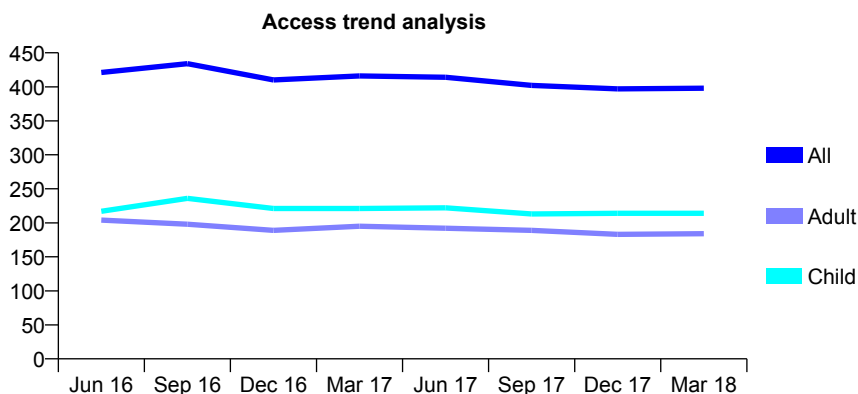
Q60 - Vital Signs At a Glance Contract Report for 910066/0001 - March 2018

Name or company name	DR AJ FAGG
Contract type name	GDS Contract
Purpose of contract	General and Orthodontic
Contract start date	01/04/2006
Contract end date	

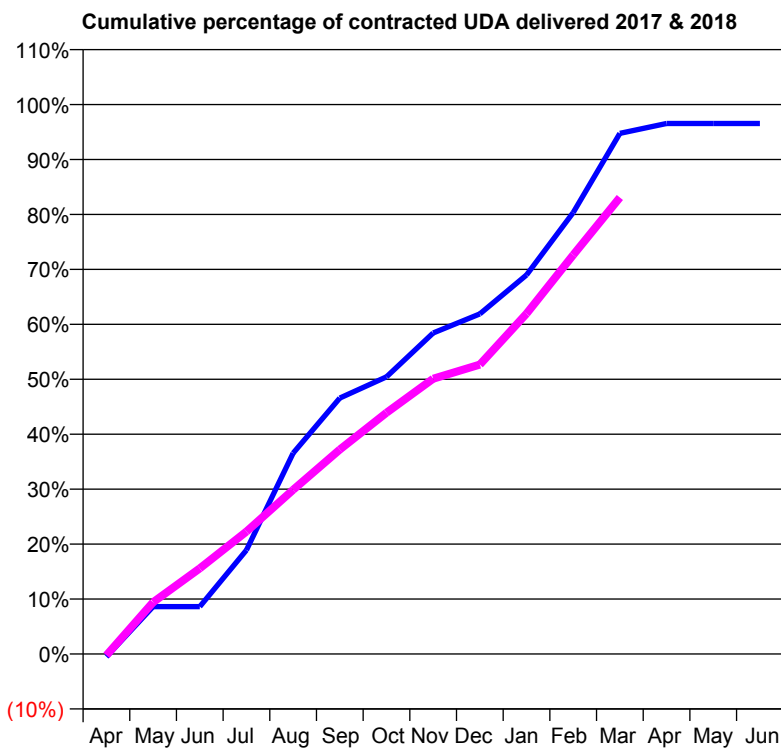
17/18 Contracted general activity (UDA)	777
Carry forward general activity (UDA)	27
17/18 Contracted orthodontic activity (UOA)	1,399
Carry forward orthodontic activity (UOA)	-9
Baseline contract value	£90,601.43

ACCESS*

Patients seen in 24 months	Total	Change since previous quarter
Quarter ending March 2017	416	
Quarter ending June 2017	414	→
Quarter ending September 2017	402	↓
Quarter ending December 2017	397	↓
Quarter ending March 2018	398	→
Variance since March 2017	(4.3%)	↓



ACTIVITY



Month	Adjusted Scheduled Activity (UDA)	
	2017	2018
April	-4	-2
May	67	73
June	67	121
July	147	173
August	284	232
September	362	289
October	392	341
November	454	389
December	481	409
January	536	481
February	624	564
March	736	646
April	750	
May	750	
June	750	

QUALITY

	Quantity	Base Number	Contract	AT	Region	England
% of FP17s for the same patient ID Re-attending within 3 months - Children	18	429	4.2%	10.1%	11.6%	11.9%
% of FP17s for the same patient ID Re-attending within 3 months - Adults	24	218	11.0%	13.5%	15.4%	16.0%
% of FP17s for the same patient ID Re-attending between 3 & 9 months - Children	169	429	39.4%	59.8%	59.4%	58.3%
% of FP17s for the same patient ID Re-attending between 3 & 9 months - Adults	129	218	59.2%	54.2%	51.3%	50.3%
% of FP17s for Band 1 Urgent Courses	3	452	0.7%	7.2%	8.0%	9.1%
% of FP17s Relating to Free Repair or Replacements	0	452	0.0%	0.9%	0.8%	0.8%
% of FP17s Relating to Continuations	0	452	0.0%	1.2%	1.0%	1.0%
% of Patients satisfied with the dentistry they have received	0	0	N/A	91.0%	91.7%	91.5%
% of Patients satisfied with the time they had to wait for an appointment	0	0	N/A	89.4%	88.3%	87.9%

* This is based on patients treated on this contract for their most recent course of treatment. Figures in italics indicate the base number of FP17s or Patient Questionnaire responses are less than 100. N/A is shown where the base number of responses is less than 10 during the period. % is calculated as Quantity/Base number*100

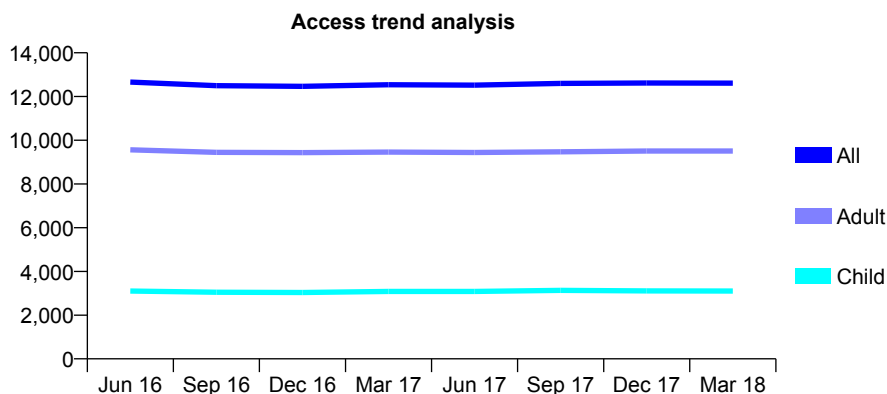
Q60 - Vital Signs At a Glance Contract Report for 912891/0001 - March 2018

Name or company name	Rosslyn House Dental
Contract type name	GDS Contract
Purpose of contract	General
Contract start date	01/04/2006
Contract end date	

17/18 Contracted general activity (UDA)	32,649
Carry forward general activity (UDA)	-653
17/18 Contracted orthodontic activity (UOA)	0
Carry forward orthodontic activity (UOA)	0
Baseline contract value	£702,147.78

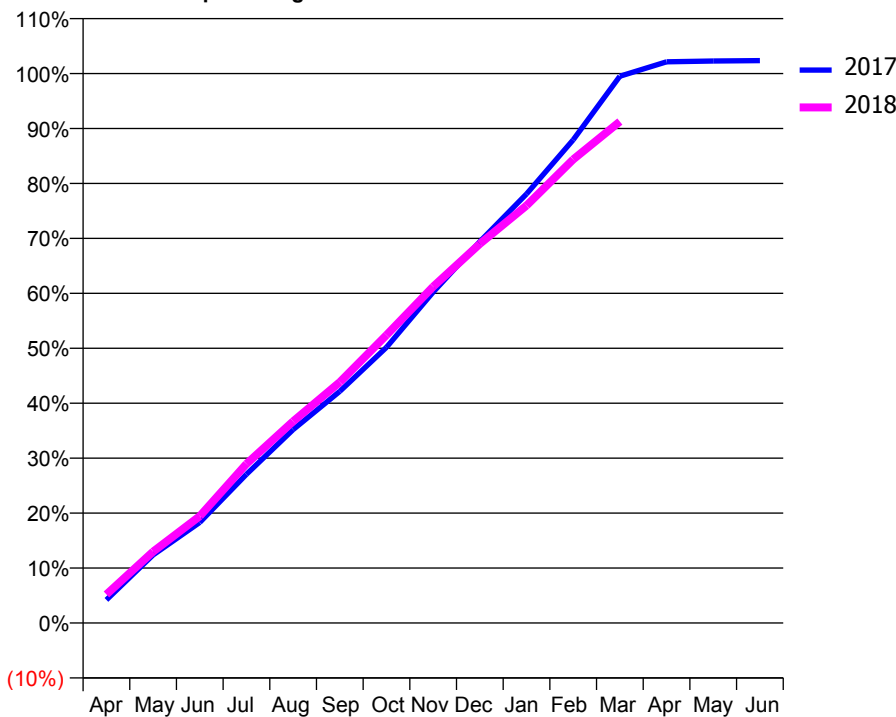
ACCESS*

Patients seen in 24 months	Total	Change since previous quarter
Quarter ending March 2017	12,539	
Quarter ending June 2017	12,523	→
Quarter ending September 2017	12,600	→
Quarter ending December 2017	12,616	→
Quarter ending March 2018	12,614	→
Variance since March 2017	0.6%	→



ACTIVITY

Cumulative percentage of contracted UDA delivered 2017 & 2018



Adjusted Scheduled Activity (UDA)

Month	2017	2018
April	1,373	1,698
May	4,044	4,239
June	5,980	6,347
July	8,841	9,453
August	11,492	11,982
September	13,764	14,315
October	16,381	17,110
November	19,664	19,989
December	22,662	22,529
January	25,494	24,799
February	28,711	27,541
March	32,486	29,791
April	33,346	
May	33,389	
June	33,413	

QUALITY

	Quantity	Base Number	Contract	AT	Region	England
% of FP17s for the same patient ID Re-attending within 3 months - Children	201	4,430	4.5%	10.1%	11.6%	11.9%
% of FP17s for the same patient ID Re-attending within 3 months - Adults	1,156	13,485	8.6%	13.5%	15.4%	16.0%
% of FP17s for the same patient ID Re-attending between 3 & 9 months - Children	2,903	4,430	65.5%	59.8%	59.4%	58.3%
% of FP17s for the same patient ID Re-attending between 3 & 9 months - Adults	8,984	13,485	66.6%	54.2%	51.3%	50.3%
% of FP17s for Band 1 Urgent Courses	722	17,345	4.2%	7.2%	8.0%	9.1%
% of FP17s Relating to Free Repair or Replacements	74	17,345	0.4%	0.9%	0.8%	0.8%
% of FP17s Relating to Continuations	228	17,345	1.3%	1.2%	1.0%	1.0%
% of Patients satisfied with the dentistry they have received	16	17	94.1%	91.0%	91.7%	91.5%
% of Patients satisfied with the time they had to wait for an appointment	17	17	100.0%	89.4%	88.3%	87.9%

* This is based on patients treated on this contract for their most recent course of treatment. Figures in italics indicate the base number of FP17s or Patient Questionnaire responses are less than 100. N/A is shown where the base number of responses is less than 10 during the period. % is calculated as Quantity/Base number*100

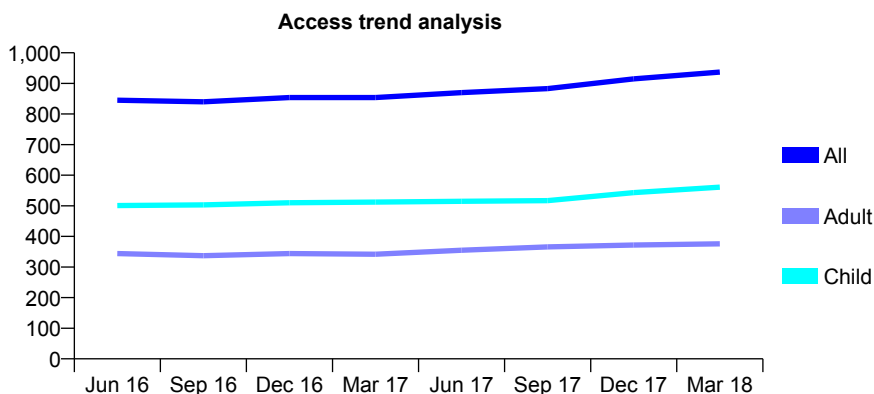
Q60 - Vital Signs At a Glance Contract Report for 913006/0001 - March 2018

Name or company name	MRS AJ MORRIS
Contract type name	GDS Contract
Purpose of contract	General
Contract start date	01/04/2006
Contract end date	

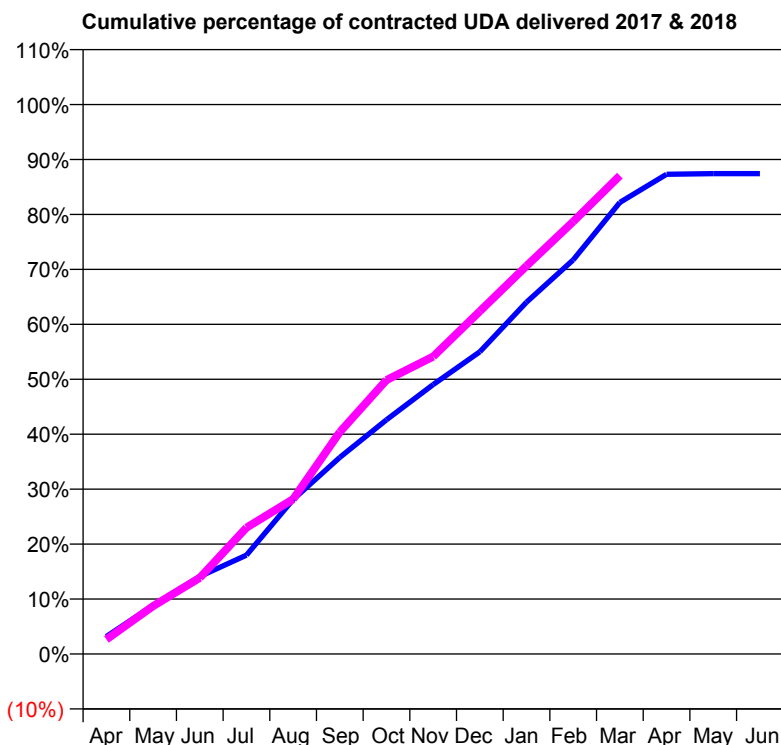
17/18 Contracted general activity (UDA)	2,400
Carry forward general activity (UDA)	0
17/18 Contracted orthodontic activity (UOA)	0
Carry forward orthodontic activity (UOA)	0
Baseline contract value	£59,518.87

ACCESS*

Patients seen in 24 months	Total	Change since previous quarter
Quarter ending March 2017	854	
Quarter ending June 2017	870	→
Quarter ending September 2017	883	→
Quarter ending December 2017	915	↑
Quarter ending March 2018	937	↑
Variance since March 2017	9.7%	↑



ACTIVITY



Month	Adjusted Scheduled Activity (UDA)	
	2017	2018
April	80	64
May	223	210
June	355	333
July	452	552
August	706	676
September	899	970
October	1,071	1,196
November	1,232	1,299
December	1,382	1,497
January	1,609	1,695
February	1,802	1,888
March	2,065	2,089
April	2,194	
May	2,197	
June	2,197	

QUALITY

	Quantity	Base Number	Contract	AT	Region	England
% of FP17s for the same patient ID Re-attending within 3 months - Children	70	974	7.2%	10.1%	11.6%	11.9%
% of FP17s for the same patient ID Re-attending within 3 months - Adults	74	538	13.8%	13.5%	15.4%	16.0%
% of FP17s for the same patient ID Re-attending between 3 & 9 months - Children	640	974	65.7%	59.8%	59.4%	58.3%
% of FP17s for the same patient ID Re-attending between 3 & 9 months - Adults	319	538	59.3%	54.2%	51.3%	50.3%
% of FP17s for Band 1 Urgent Courses	97	1,433	6.8%	7.2%	8.0%	9.1%
% of FP17s Relating to Free Repair or Replacements	6	1,433	0.4%	0.9%	0.8%	0.8%
% of FP17s Relating to Continuations	11	1,433	0.8%	1.2%	1.0%	1.0%
% of Patients satisfied with the dentistry they have received	2	2	N/A	91.0%	91.7%	91.5%
% of Patients satisfied with the time they had to wait for an appointment	2	2	N/A	89.4%	88.3%	87.9%

* This is based on patients treated on this contract for their most recent course of treatment. Figures in italics indicate the base number of FP17s or Patient Questionnaire responses are less than 100. N/A is shown where the base number of responses is less than 10 during the period. % is calculated as Quantity/Base number*100

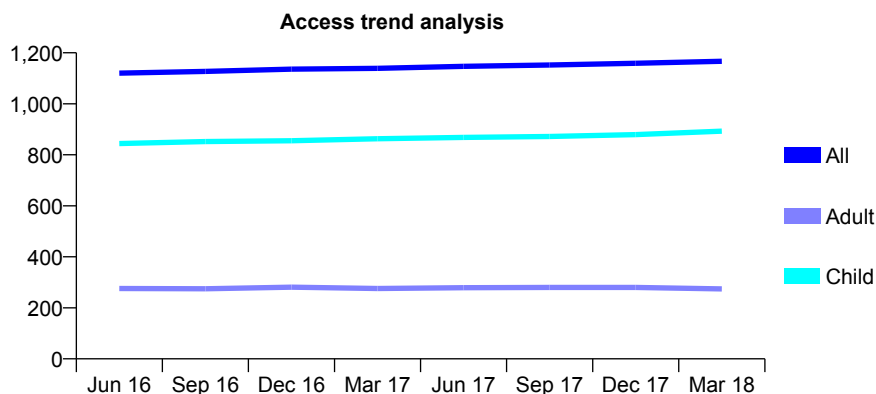
Q60 - Vital Signs At a Glance Contract Report for 916013/0003 - March 2018

Name or company name	MR BJ GRAINGER
Contract type name	GDS Contract
Purpose of contract	General and Orthodontic
Contract start date	14/04/2008
Contract end date	

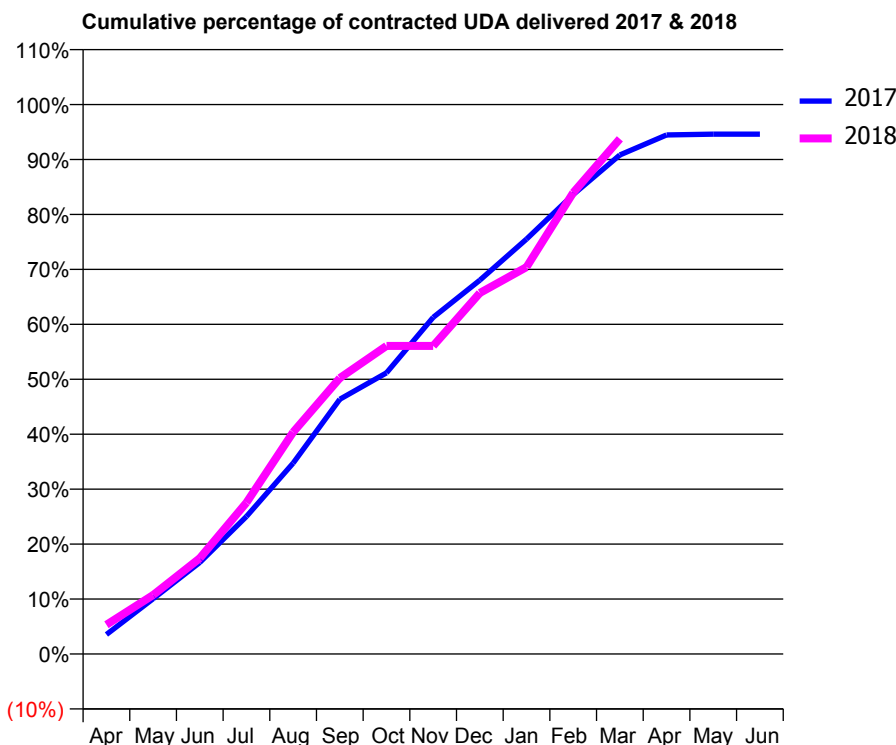
17/18 Contracted general activity (UDA)	2,000
Carry forward general activity (UDA)	0
17/18 Contracted orthodontic activity (UOA)	210
Carry forward orthodontic activity (UOA)	0
Baseline contract value	£59,575.48

ACCESS*

Patients seen in 24 months	Total	Change since previous quarter
Quarter ending March 2017	1,139	
Quarter ending June 2017	1,147	→
Quarter ending September 2017	1,152	→
Quarter ending December 2017	1,159	→
Quarter ending March 2018	1,167	→
Variance since March 2017	2.5%	↑



ACTIVITY



Month	Adjusted Scheduled Activity (UDA)	
	2017	2018
April	71	106
May	201	215
June	333	349
July	500	551
August	695	807
September	927	1,005
October	1,023	1,122
November	1,225	1,122
December	1,361	1,314
January	1,510	1,408
February	1,672	1,679
March	1,816	1,875
April	1,889	
May	1,892	
June	1,892	

QUALITY

	Quantity	Base Number	Contract	AT	Region	England
% of FP17s for the same patient ID Re-attending within 3 months - Children	24	1,163	2.1%	10.1%	11.6%	11.9%
% of FP17s for the same patient ID Re-attending within 3 months - Adults	4	197	2.0%	13.5%	15.4%	16.0%
% of FP17s for the same patient ID Re-attending between 3 & 9 months - Children	576	1,163	49.5%	59.8%	59.4%	58.3%
% of FP17s for the same patient ID Re-attending between 3 & 9 months - Adults	81	197	41.1%	54.2%	51.3%	50.3%
% of FP17s for Band 1 Urgent Courses	12	1,298	0.9%	7.2%	8.0%	9.1%
% of FP17s Relating to Free Repair or Replacements	0	1,298	0.0%	0.9%	0.8%	0.8%
% of FP17s Relating to Continuations	0	1,298	0.0%	1.2%	1.0%	1.0%
% of Patients satisfied with the dentistry they have received	1	1	N/A	91.0%	91.7%	91.5%
% of Patients satisfied with the time they had to wait for an appointment	1	1	N/A	89.4%	88.3%	87.9%

* This is based on patients treated on this contract for their most recent course of treatment. Figures in italics indicate the base number of FP17s or Patient Questionnaire responses are less than 100. N/A is shown where the base number of responses is less than 10 during the period. % is calculated as Quantity/Base number*100

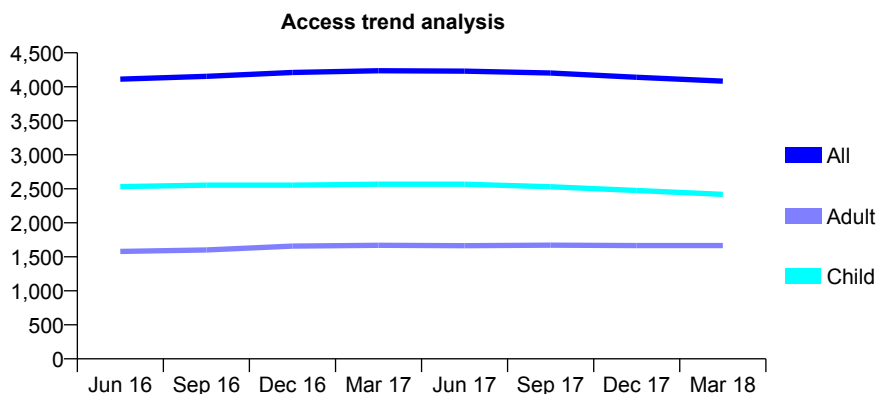
Q60 - Vital Signs At a Glance Contract Report for 920231/0001 - March 2018

Name or company name	Madeley Dental Practice
Contract type name	GDS Contract
Purpose of contract	General
Contract start date	01/04/2006
Contract end date	

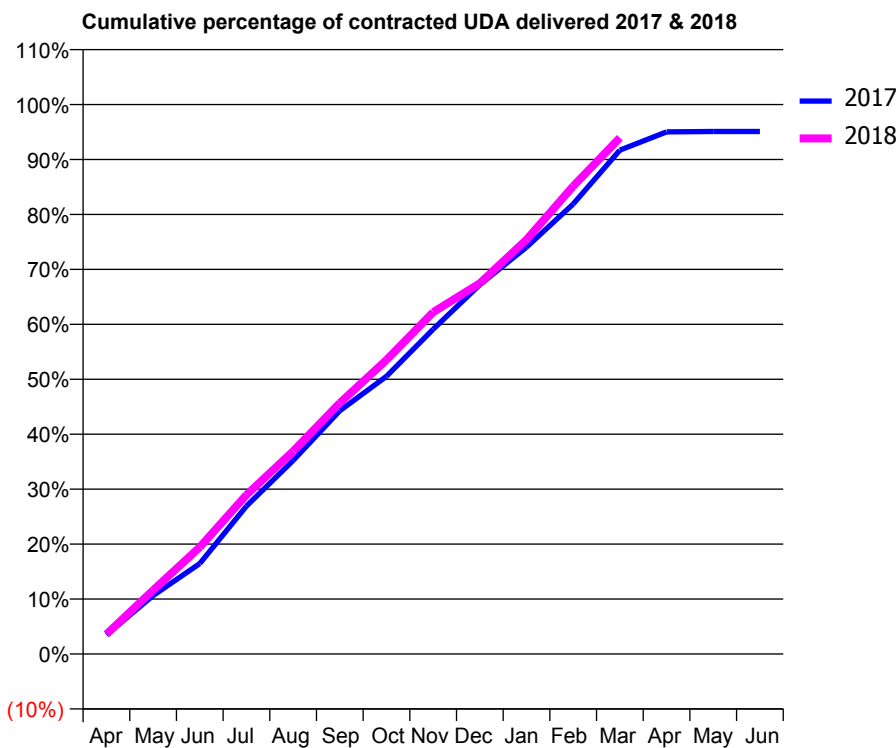
17/18 Contracted general activity (UDA)	11,000
Carry forward general activity (UDA)	0
17/18 Contracted orthodontic activity (UOA)	0
Carry forward orthodontic activity (UOA)	0
Baseline contract value	£290,261.69

ACCESS*

Patients seen in 24 months	Total	Change since previous quarter
Quarter ending March 2017	4,237	
Quarter ending June 2017	4,231	→
Quarter ending September 2017	4,202	→
Quarter ending December 2017	4,141	↓
Quarter ending March 2018	4,084	↓
Variance since March 2017	(3.6%)	↓



ACTIVITY



Month	Adjusted Scheduled Activity (UDA)	
	2017	2018
April	414	395
May	1,268	1,276
June	1,963	2,139
July	3,209	3,186
August	4,198	4,059
September	5,275	5,024
October	6,023	5,886
November	7,042	6,842
December	8,009	7,421
January	8,825	8,296
February	9,759	9,365
March	10,927	10,333
April	11,322	
May	11,331	
June	11,332	

QUALITY

	Quantity	Base Number	Contract	AT	Region	England
% of FP17s for the same patient ID Re-attending within 3 months - Children	423	4,057	10.4%	10.1%	11.6%	11.9%
% of FP17s for the same patient ID Re-attending within 3 months - Adults	378	2,188	17.3%	13.5%	15.4%	16.0%
% of FP17s for the same patient ID Re-attending between 3 & 9 months - Children	2,512	4,057	61.9%	59.8%	59.4%	58.3%
% of FP17s for the same patient ID Re-attending between 3 & 9 months - Adults	1,293	2,188	59.1%	54.2%	51.3%	50.3%
% of FP17s for Band 1 Urgent Courses	353	6,012	5.9%	7.2%	8.0%	9.1%
% of FP17s Relating to Free Repair or Replacements	1	6,012	0.0%	0.9%	0.8%	0.8%
% of FP17s Relating to Continuations	6	6,012	0.1%	1.2%	1.0%	1.0%
% of Patients satisfied with the dentistry they have received	6	7	N/A	91.0%	91.7%	91.5%
% of Patients satisfied with the time they had to wait for an appointment	6	7	N/A	89.4%	88.3%	87.9%

* This is based on patients treated on this contract for their most recent course of treatment. Figures in italics indicate the base number of FP17s or Patient Questionnaire responses are less than 100. N/A is shown where the base number of responses is less than 10 during the period. % is calculated as Quantity/Base number*100

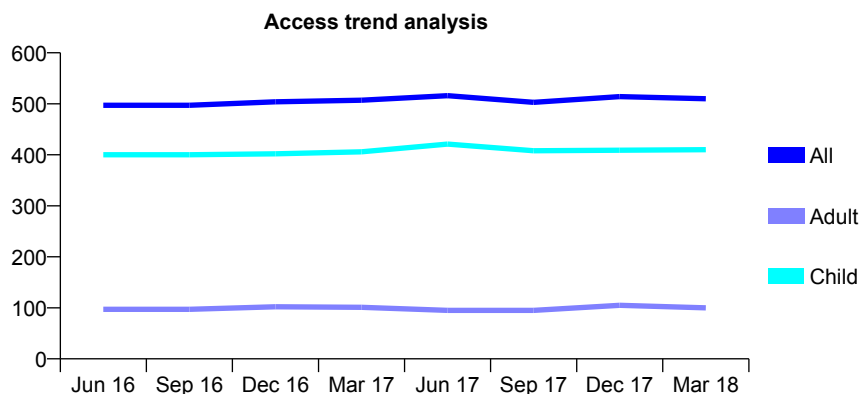
Q60 - Vital Signs At a Glance Contract Report for 925713/0001 - March 2018

Name or company name	MR IH KHAN
Contract type name	GDS Contract
Purpose of contract	General
Contract start date	01/04/2006
Contract end date	

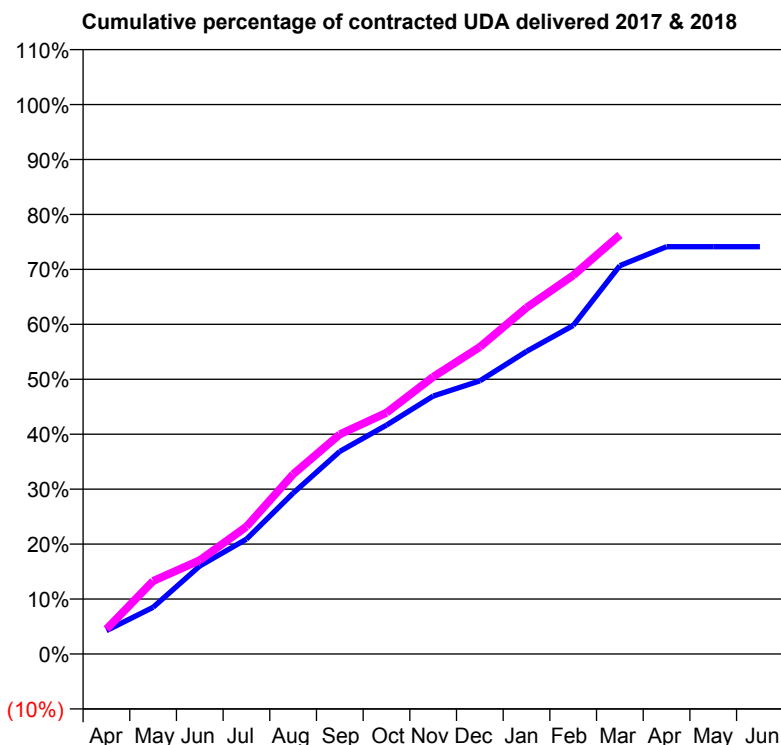
17/18 Contracted general activity (UDA)	1,200
Carry forward general activity (UDA)	0
17/18 Contracted orthodontic activity (UOA)	0
Carry forward orthodontic activity (UOA)	0
Baseline contract value	£28,005.31

ACCESS*

Patients seen in 24 months	Total	Change since previous quarter
Quarter ending March 2017	507	
Quarter ending June 2017	516	→
Quarter ending September 2017	503	↓
Quarter ending December 2017	514	↑
Quarter ending March 2018	510	→
Variance since March 2017	0.6%	→



ACTIVITY



Month	Adjusted Scheduled Activity (UDA)	
	2017	2018
April	51	54
May	102	159
June	192	205
July	251	278
August	351	393
September	442	480
October	500	527
November	563	605
December	597	670
January	661	756
February	717	827
March	848	915
April	889	
May	889	
June	889	

QUALITY

	Quantity	Base Number	Contract	AT	Region	England
% of FP17s for the same patient ID Re-attending within 3 months - Children	33	647	5.1%	10.1%	11.6%	11.9%
% of FP17s for the same patient ID Re-attending within 3 months - Adults	4	90	4.4%	13.5%	15.4%	16.0%
% of FP17s for the same patient ID Re-attending between 3 & 9 months - Children	377	647	58.3%	59.8%	59.4%	58.3%
% of FP17s for the same patient ID Re-attending between 3 & 9 months - Adults	53	90	58.9%	54.2%	51.3%	50.3%
% of FP17s for Band 1 Urgent Courses	20	713	2.8%	7.2%	8.0%	9.1%
% of FP17s Relating to Free Repair or Replacements	0	713	0.0%	0.9%	0.8%	0.8%
% of FP17s Relating to Continuations	1	713	0.1%	1.2%	1.0%	1.0%
% of Patients satisfied with the dentistry they have received	0	0	N/A	91.0%	91.7%	91.5%
% of Patients satisfied with the time they had to wait for an appointment	0	0	N/A	89.4%	88.3%	87.9%

* This is based on patients treated on this contract for their most recent course of treatment. Figures in italics indicate the base number of FP17s or Patient Questionnaire responses are less than 100. N/A is shown where the base number of responses is less than 10 during the period. % is calculated as Quantity/Base number*100

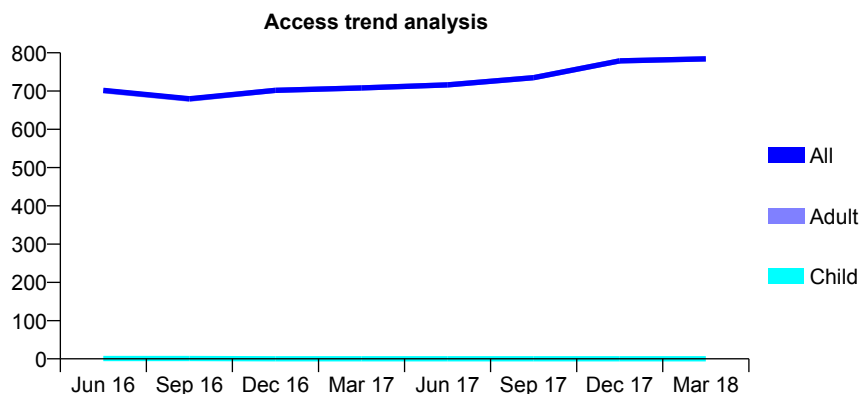
Q60 - Vital Signs At a Glance Contract Report for 925829/0001 - March 2018

Name or company name	MR KS AULAK
Contract type name	GDS Contract
Purpose of contract	General
Contract start date	01/04/2006
Contract end date	

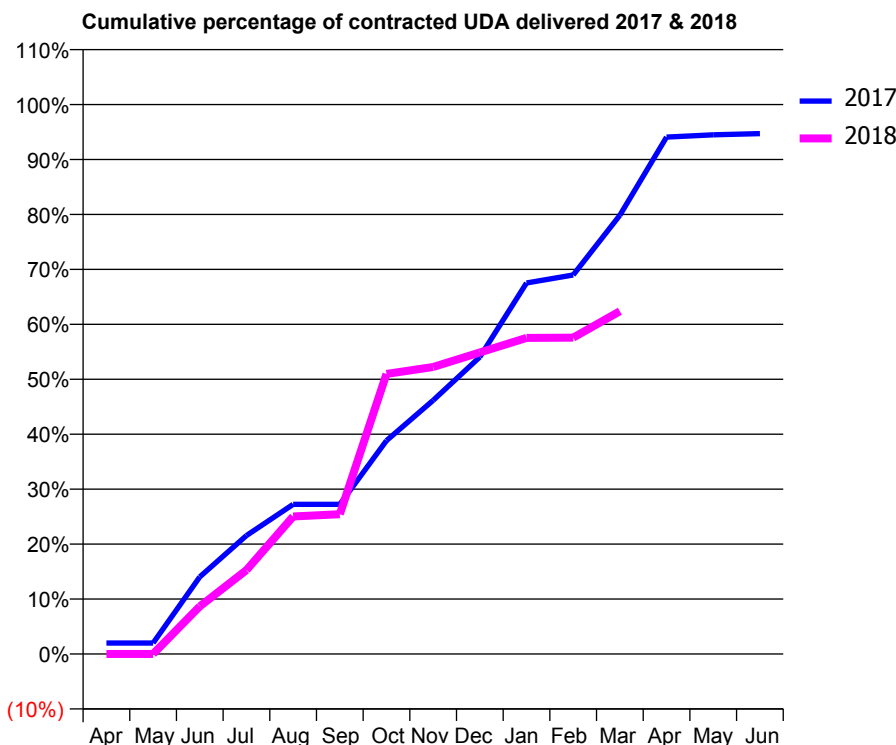
17/18 Contracted general activity (UDA)	2,901
Carry forward general activity (UDA)	0
17/18 Contracted orthodontic activity (UOA)	0
Carry forward orthodontic activity (UOA)	0
Baseline contract value	£77,701.88

ACCESS*

Patients seen in 24 months	Total	Change since previous quarter
Quarter ending March 2017	708	
Quarter ending June 2017	716	→
Quarter ending September 2017	735	↑
Quarter ending December 2017	779	↑
Quarter ending March 2018	784	→
Variance since March 2017	10.7%	↑



ACTIVITY



Month	Adjusted Scheduled Activity (UDA)	
	2017	2018
April	58	0
May	58	0
June	407	252
July	626	443
August	790	726
September	790	738
October	1,127	1,479
November	1,339	1,515
December	1,568	1,592
January	1,959	1,669
February	2,001	1,670
March	2,317	1,809
April	2,729	
May	2,741	
June	2,747	

QUALITY

	Quantity	Base Number	Contract	AT	Region	England
% of FP17s for the same patient ID Re-attending within 3 months - Children	0	0	N/A	10.1%	11.6%	11.9%
% of FP17s for the same patient ID Re-attending within 3 months - Adults	167	719	23.2%	13.5%	15.4%	16.0%
% of FP17s for the same patient ID Re-attending between 3 & 9 months - Children	0	0	N/A	59.8%	59.4%	58.3%
% of FP17s for the same patient ID Re-attending between 3 & 9 months - Adults	99	719	13.8%	54.2%	51.3%	50.3%
% of FP17s for Band 1 Urgent Courses	203	591	34.3%	7.2%	8.0%	9.1%
% of FP17s Relating to Free Repair or Replacements	0	591	0.0%	0.9%	0.8%	0.8%
% of FP17s Relating to Continuations	0	591	0.0%	1.2%	1.0%	1.0%
% of Patients satisfied with the dentistry they have received	0	0	N/A	91.0%	91.7%	91.5%
% of Patients satisfied with the time they had to wait for an appointment	0	0	N/A	89.4%	88.3%	87.9%

* This is based on patients treated on this contract for their most recent course of treatment. Figures in italics indicate the base number of FP17s or Patient Questionnaire responses are less than 100. N/A is shown where the base number of responses is less than 10 during the period. % is calculated as Quantity/Base number*100

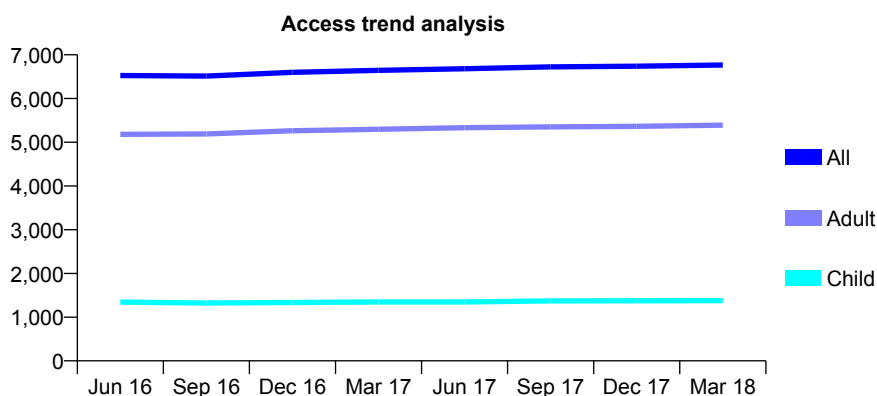
Q60 - Vital Signs At a Glance Contract Report for 927201/0001 - March 2018

Name or company name	MR N AHMED
Contract type name	GDS Contract
Purpose of contract	General and Orthodontic
Contract start date	01/04/2006
Contract end date	

17/18 Contracted general activity (UDA)	17,708
Carry forward general activity (UDA)	-20
17/18 Contracted orthodontic activity (UOA)	2,688
Carry forward orthodontic activity (UOA)	2,144
Baseline contract value	£601,799.70

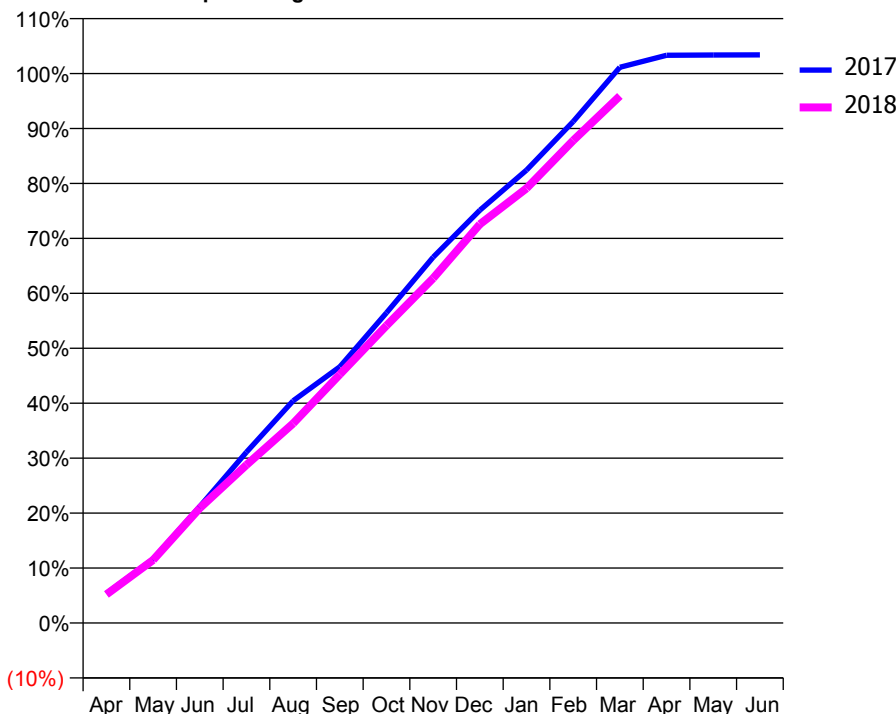
ACCESS*

Patients seen in 24 months	Total	Change since previous quarter
Quarter ending March 2017	6,644	
Quarter ending June 2017	6,680	→
Quarter ending September 2017	6,724	→
Quarter ending December 2017	6,738	→
Quarter ending March 2018	6,767	→
Variance since March 2017	1.9%	→



ACTIVITY

Cumulative percentage of contracted UDA delivered 2017 & 2018



Month	Adjusted Scheduled Activity (UDA)	
	2017	2018
April	948	920
May	2,053	2,030
June	3,741	3,701
July	5,492	5,096
August	7,141	6,429
September	8,234	8,014
October	9,970	9,585
November	11,756	11,111
December	13,268	12,852
January	14,554	14,006
February	16,118	15,549
March	17,860	16,983
April	18,244	
May	18,254	
June	18,258	

QUALITY

	Quantity	Base Number	Contract	AT	Region	England
% of FP17s for the same patient ID Re-attending within 3 months - Children	88	2,225	4.0%	10.1%	11.6%	11.9%
% of FP17s for the same patient ID Re-attending within 3 months - Adults	497	6,779	7.3%	13.5%	15.4%	16.0%
% of FP17s for the same patient ID Re-attending between 3 & 9 months - Children	892	2,225	40.1%	59.8%	59.4%	58.3%
% of FP17s for the same patient ID Re-attending between 3 & 9 months - Adults	3,290	6,779	48.5%	54.2%	51.3%	50.3%
% of FP17s for Band 1 Urgent Courses	21	8,317	0.3%	7.2%	8.0%	9.1%
% of FP17s Relating to Free Repair or Replacements	75	8,317	0.9%	0.9%	0.8%	0.8%
% of FP17s Relating to Continuations	61	8,317	0.7%	1.2%	1.0%	1.0%
% of Patients satisfied with the dentistry they have received	10	10	100.0%	91.0%	91.7%	91.5%
% of Patients satisfied with the time they had to wait for an appointment	10	10	100.0%	89.4%	88.3%	87.9%

* This is based on patients treated on this contract for their most recent course of treatment. Figures in italics indicate the base number of FP17s or Patient Questionnaire responses are less than 100. N/A is shown where the base number of responses is less than 10 during the period. % is calculated as Quantity/Base number*100

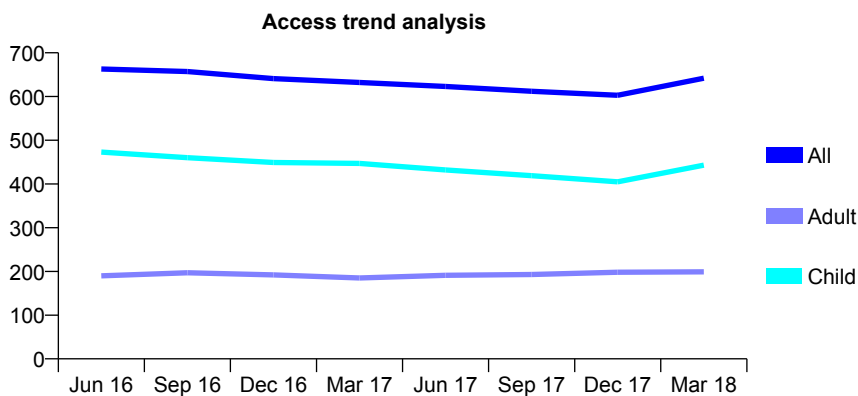
Q60 - Vital Signs At a Glance Contract Report for 927341/0001 - March 2018

Name or company name	MR JG LANGLEY
Contract type name	GDS Contract
Purpose of contract	General
Contract start date	01/04/2006
Contract end date	

17/18 Contracted general activity (UDA)	1,380
Carry forward general activity (UDA)	0
17/18 Contracted orthodontic activity (UOA)	0
Carry forward orthodontic activity (UOA)	0
Baseline contract value	£30,616.08

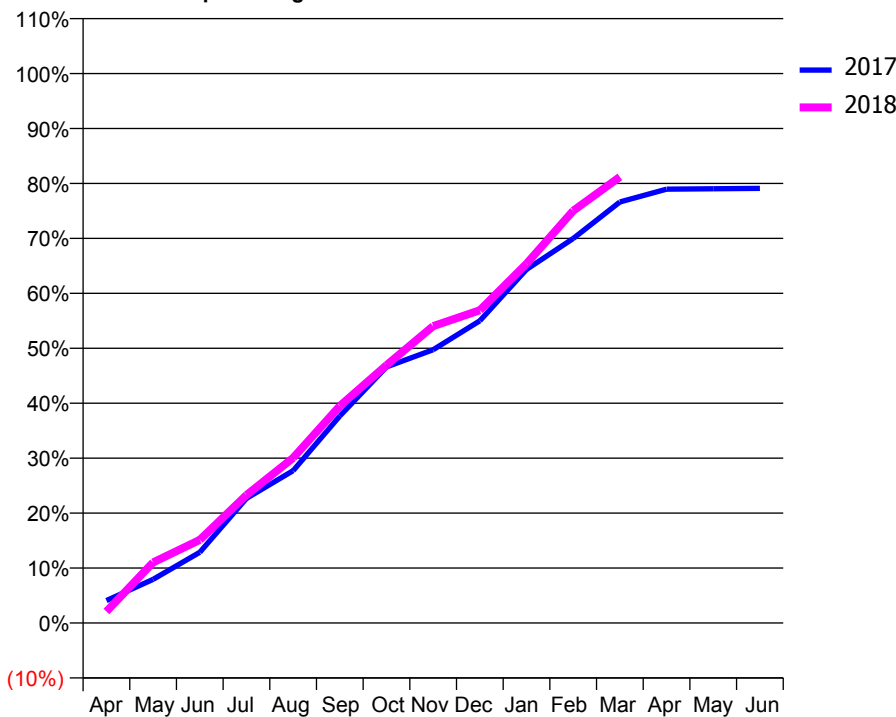
ACCESS*

Patients seen in 24 months	Total	Change since previous quarter
Quarter ending March 2017	632	
Quarter ending June 2017	623	↓
Quarter ending September 2017	612	↓
Quarter ending December 2017	603	↓
Quarter ending March 2018	642	↑
Variance since March 2017	1.6%	→



ACTIVITY

Cumulative percentage of contracted UDA delivered 2017 & 2018



Month	2017	2018
April	56	29
May	110	152
June	178	209
July	313	321
August	383	415
September	520	545
October	643	647
November	686	746
December	759	786
January	888	902
February	966	1,035
March	1,057	1,120
April	1,090	
May	1,091	
June	1,092	

QUALITY

	Quantity	Base Number	Contract	AT	Region	England
% of FP17s for the same patient ID Re-attending within 3 months - Children	36	689	5.2%	10.1%	11.6%	11.9%
% of FP17s for the same patient ID Re-attending within 3 months - Adults	3	173	1.7%	13.5%	15.4%	16.0%
% of FP17s for the same patient ID Re-attending between 3 & 9 months - Children	422	689	61.2%	59.8%	59.4%	58.3%
% of FP17s for the same patient ID Re-attending between 3 & 9 months - Adults	106	173	61.3%	54.2%	51.3%	50.3%
% of FP17s for Band 1 Urgent Courses	18	831	2.2%	7.2%	8.0%	9.1%
% of FP17s Relating to Free Repair or Replacements	0	831	0.0%	0.9%	0.8%	0.8%
% of FP17s Relating to Continuations	0	831	0.0%	1.2%	1.0%	1.0%
% of Patients satisfied with the dentistry they have received	0	0	N/A	91.0%	91.7%	91.5%
% of Patients satisfied with the time they had to wait for an appointment	0	0	N/A	89.4%	88.3%	87.9%

* This is based on patients treated on this contract for their most recent course of treatment. Figures in italics indicate the base number of FP17s or Patient Questionnaire responses are less than 100. N/A is shown where the base number of responses is less than 10 during the period. % is calculated as Quantity/Base number*100

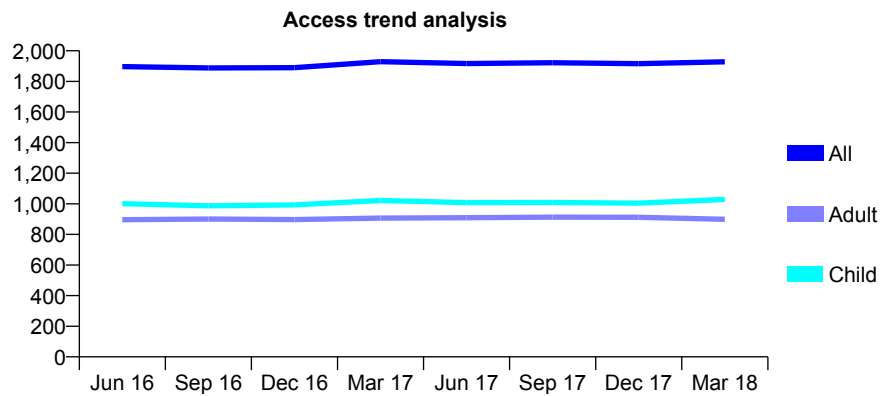
Q60 - Vital Signs At a Glance Contract Report for 927724/0003 - March 2018

Name or company name	MR SS DEHAL
Contract type name	GDS Contract
Purpose of contract	General and Orthodontic
Contract start date	01/06/2008
Contract end date	

17/18 Contracted general activity (UDA)	5,493
Carry forward general activity (UDA)	-27
17/18 Contracted orthodontic activity (UOA)	0
Carry forward orthodontic activity (UOA)	0
Baseline contract value	£135,216.37

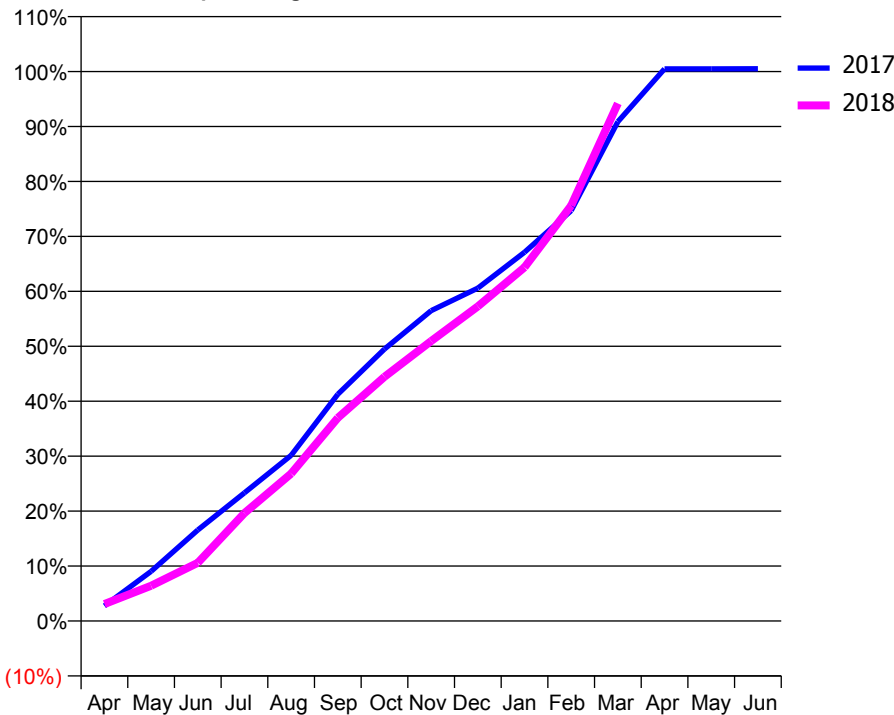
ACCESS*

Patients seen in 24 months	Total	Change since previous quarter
Quarter ending March 2017	1,929	
Quarter ending June 2017	1,917	→
Quarter ending September 2017	1,922	→
Quarter ending December 2017	1,916	→
Quarter ending March 2018	1,928	→
Variance since March 2017	(0.1%)	→



ACTIVITY

Cumulative percentage of contracted UDA delivered 2017 & 2018



Month	Adjusted Scheduled Activity (UDA)	
	2017	2018
April	151	170
May	497	352
June	909	581
July	1,282	1,078
August	1,656	1,474
September	2,267	2,031
October	2,718	2,441
November	3,102	2,798
December	3,327	3,145
January	3,686	3,536
February	4,102	4,153
March	4,992	5,174
April	5,519	
May	5,519	
June	5,520	

QUALITY

	Quantity	Base Number	Contract	AT	Region	England
% of FP17s for the same patient ID Re-attending within 3 months - Children	256	2,085	12.3%	10.1%	11.6%	11.9%
% of FP17s for the same patient ID Re-attending within 3 months - Adults	207	1,427	14.5%	13.5%	15.4%	16.0%
% of FP17s for the same patient ID Re-attending between 3 & 9 months - Children	1,487	2,085	71.3%	59.8%	59.4%	58.3%
% of FP17s for the same patient ID Re-attending between 3 & 9 months - Adults	897	1,427	62.9%	54.2%	51.3%	50.3%
% of FP17s for Band 1 Urgent Courses	91	3,220	2.8%	7.2%	8.0%	9.1%
% of FP17s Relating to Free Repair or Replacements	14	3,220	0.4%	0.9%	0.8%	0.8%
% of FP17s Relating to Continuations	59	3,220	1.8%	1.2%	1.0%	1.0%
% of Patients satisfied with the dentistry they have received	2	2	N/A	91.0%	91.7%	91.5%
% of Patients satisfied with the time they had to wait for an appointment	2	2	N/A	89.4%	88.3%	87.9%

* This is based on patients treated on this contract for their most recent course of treatment. Figures in italics indicate the base number of FP17s or Patient Questionnaire responses are less than 100. N/A is shown where the base number of responses is less than 10 during the period. % is calculated as Quantity/Base number*100

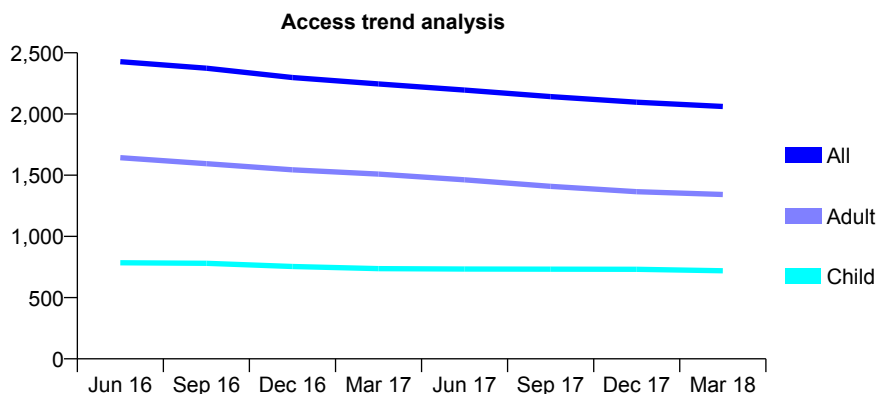
Q60 - Vital Signs At a Glance Contract Report for 932779/0002 - March 2018

Name or company name	MR GC CUMMINGS
Contract type name	GDS Contract
Purpose of contract	General
Contract start date	01/10/2009
Contract end date	

17/18 Contracted general activity (UDA)	6,764
Carry forward general activity (UDA)	267
17/18 Contracted orthodontic activity (UOA)	0
Carry forward orthodontic activity (UOA)	0
Baseline contract value	£184,835.31

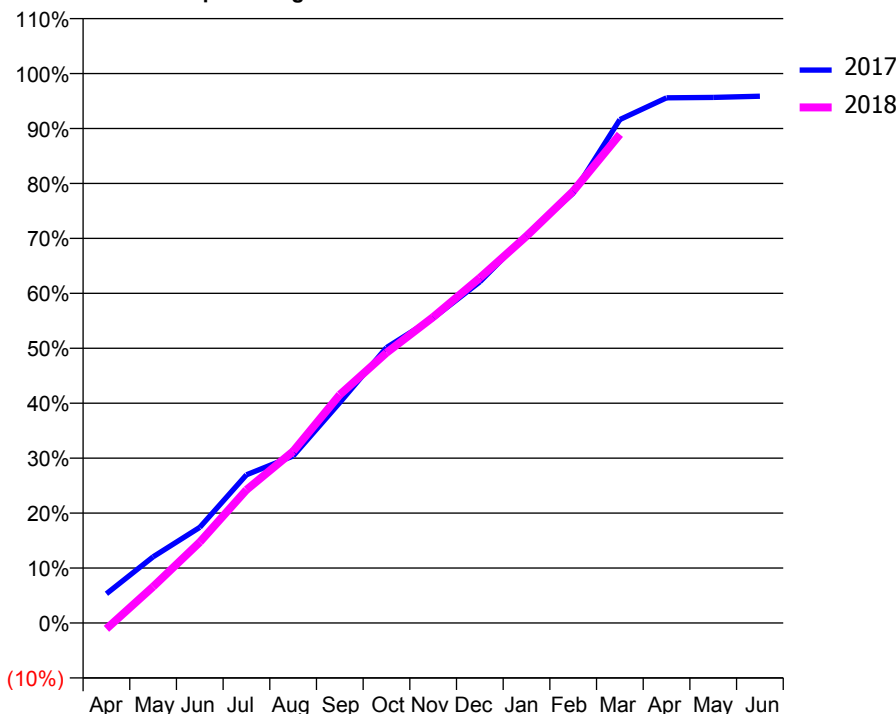
ACCESS*

Patients seen in 24 months	Total	Change since previous quarter
Quarter ending March 2017	2,246	
Quarter ending June 2017	2,196	↓
Quarter ending September 2017	2,142	↓
Quarter ending December 2017	2,096	↓
Quarter ending March 2018	2,062	↓
Variance since March 2017	(8.2%)	↓



ACTIVITY

Cumulative percentage of contracted UDA delivered 2017 & 2018



Month	Adjusted Scheduled Activity (UDA)	
	2017	2018
April	361	-73
May	815	447
June	1,177	995
July	1,825	1,640
August	2,056	2,113
September	2,713	2,811
October	3,391	3,326
November	3,753	3,766
December	4,199	4,248
January	4,780	4,762
February	5,291	5,315
March	6,198	6,015
April	6,465	
May	6,469	
June	6,484	

QUALITY

	Quantity	Base Number	Contract	AT	Region	England
% of FP17s for the same patient ID Re-attending within 3 months - Children	359	1,728	20.8%	10.1%	11.6%	11.9%
% of FP17s for the same patient ID Re-attending within 3 months - Adults	277	2,075	13.3%	13.5%	15.4%	16.0%
% of FP17s for the same patient ID Re-attending between 3 & 9 months - Children	1,109	1,728	64.2%	59.8%	59.4%	58.3%
% of FP17s for the same patient ID Re-attending between 3 & 9 months - Adults	1,394	2,075	67.2%	54.2%	51.3%	50.3%
% of FP17s for Band 1 Urgent Courses	42	3,614	1.2%	7.2%	8.0%	9.1%
% of FP17s Relating to Free Repair or Replacements	85	3,614	2.4%	0.9%	0.8%	0.8%
% of FP17s Relating to Continuations	33	3,614	0.9%	1.2%	1.0%	1.0%
% of Patients satisfied with the dentistry they have received	3	3	N/A	91.0%	91.7%	91.5%
% of Patients satisfied with the time they had to wait for an appointment	2	3	N/A	89.4%	88.3%	87.9%

* This is based on patients treated on this contract for their most recent course of treatment. Figures in italics indicate the base number of FP17s or Patient Questionnaire responses are less than 100. N/A is shown where the base number of responses is less than 10 during the period. % is calculated as Quantity/Base number*100

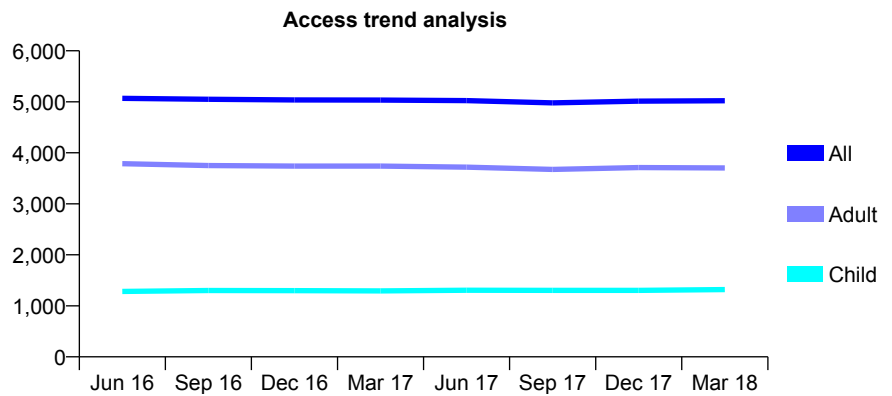
Q60 - Vital Signs At a Glance Contract Report for 934925/0002 - March 2018

Name or company name	MR S SABZEVARI
Contract type name	GDS Contract
Purpose of contract	General
Contract start date	01/04/2006
Contract end date	

17/18 Contracted general activity (UDA)	16,212
Carry forward general activity (UDA)	0
17/18 Contracted orthodontic activity (UOA)	0
Carry forward orthodontic activity (UOA)	0
Baseline contract value	£399,285.97

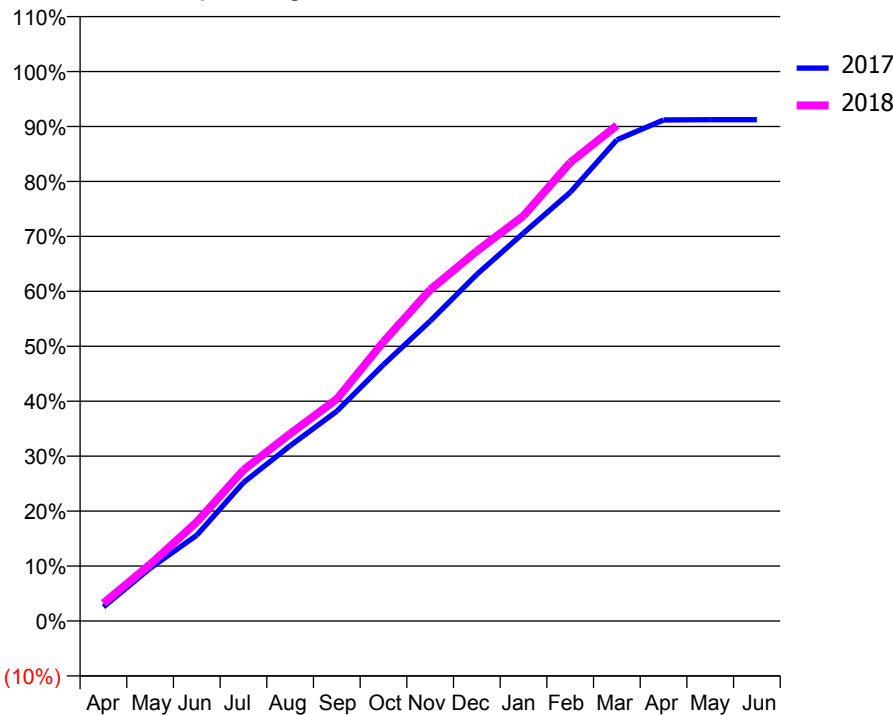
ACCESS*

Patients seen in 24 months	Total	Change since previous quarter
Quarter ending March 2017	5,034	
Quarter ending June 2017	5,023	→
Quarter ending September 2017	4,978	→
Quarter ending December 2017	5,014	→
Quarter ending March 2018	5,022	→
Variance since March 2017	(0.2%)	→



ACTIVITY

Cumulative percentage of contracted UDA delivered 2017 & 2018



Month	Adjusted Scheduled Activity (UDA)	
	2017	2018
April	417	525
May	1,556	1,668
June	2,530	2,920
July	4,084	4,456
August	5,170	5,524
September	6,191	6,547
October	7,563	8,241
November	8,849	9,774
December	10,225	10,915
January	11,447	11,954
February	12,646	13,528
March	14,198	14,620
April	14,783	
May	14,789	
June	14,789	

QUALITY

	Quantity	Base Number	Contract	AT	Region	England
% of FP17s for the same patient ID Re-attending within 3 months - Children	140	2,023	6.9%	10.1%	11.6%	11.9%
% of FP17s for the same patient ID Re-attending within 3 months - Adults	904	5,775	15.7%	13.5%	15.4%	16.0%
% of FP17s for the same patient ID Re-attending between 3 & 9 months - Children	1,257	2,023	62.1%	59.8%	59.4%	58.3%
% of FP17s for the same patient ID Re-attending between 3 & 9 months - Adults	3,593	5,775	62.2%	54.2%	51.3%	50.3%
% of FP17s for Band 1 Urgent Courses	688	7,512	9.2%	7.2%	8.0%	9.1%
% of FP17s Relating to Free Repair or Replacements	107	7,512	1.4%	0.9%	0.8%	0.8%
% of FP17s Relating to Continuations	55	7,512	0.7%	1.2%	1.0%	1.0%
% of Patients satisfied with the dentistry they have received	11	12	91.7%	91.0%	91.7%	91.5%
% of Patients satisfied with the time they had to wait for an appointment	10	12	83.3%	89.4%	88.3%	87.9%

* This is based on patients treated on this contract for their most recent course of treatment. Figures in italics indicate the base number of FP17s or Patient Questionnaire responses are less than 100. N/A is shown where the base number of responses is less than 10 during the period. % is calculated as Quantity/Base number*100

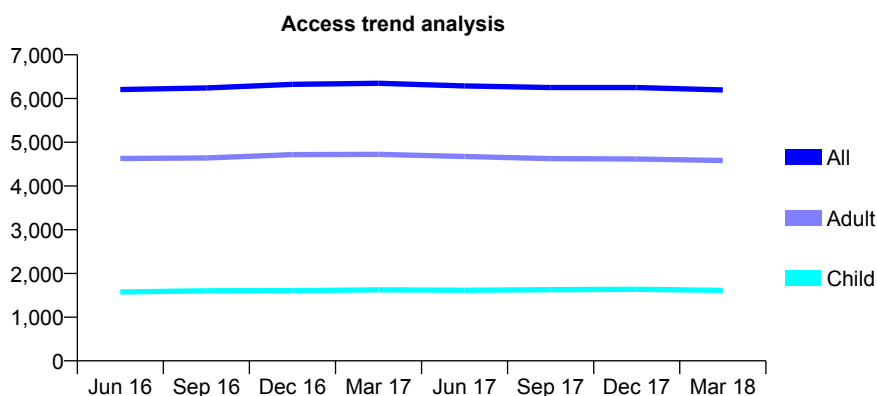
Q60 - Vital Signs At a Glance Contract Report for 934984/0001 - March 2018

Name or company name	MR P SANGHA
Contract type name	GDS Contract
Purpose of contract	General
Contract start date	01/04/2006
Contract end date	

17/18 Contracted general activity (UDA)	18,888
Carry forward general activity (UDA)	-144
17/18 Contracted orthodontic activity (UOA)	0
Carry forward orthodontic activity (UOA)	0
Baseline contract value	£450,385.25

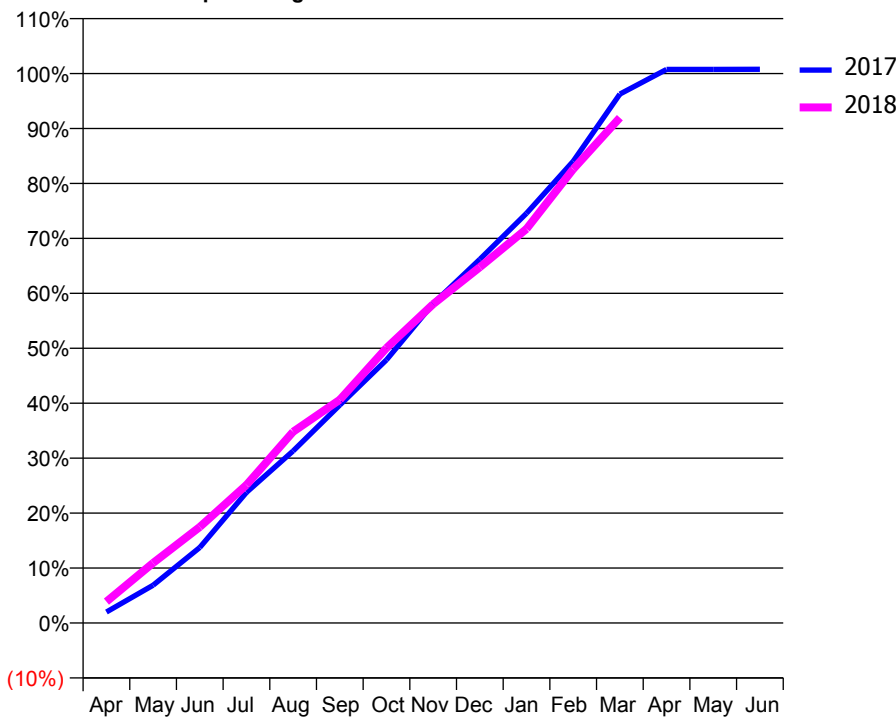
ACCESS*

Patients seen in 24 months	Total	Change since previous quarter
Quarter ending March 2017	6,348	
Quarter ending June 2017	6,289	→
Quarter ending September 2017	6,250	→
Quarter ending December 2017	6,252	→
Quarter ending March 2018	6,197	→
Variance since March 2017	(2.4%)	↓



ACTIVITY

Cumulative percentage of contracted UDA delivered 2017 & 2018



Month	Adjusted Scheduled Activity (UDA)	
	2017	2018
April	379	736
May	1,298	2,066
June	2,595	3,301
July	4,489	4,745
August	5,916	6,577
September	7,490	7,676
October	9,044	9,453
November	10,980	10,962
December	12,502	12,231
January	14,081	13,549
February	15,871	15,599
March	18,180	17,369
April	19,029	
May	19,028	
June	19,032	

QUALITY

	Quantity	Base Number	Contract	AT	Region	England
% of FP17s for the same patient ID Re-attending within 3 months - Children	154	2,562	6.0%	10.1%	11.6%	11.9%
% of FP17s for the same patient ID Re-attending within 3 months - Adults	801	5,943	13.5%	13.5%	15.4%	16.0%
% of FP17s for the same patient ID Re-attending between 3 & 9 months - Children	1,816	2,562	70.9%	59.8%	59.4%	58.3%
% of FP17s for the same patient ID Re-attending between 3 & 9 months - Adults	3,207	5,943	54.0%	54.2%	51.3%	50.3%
% of FP17s for Band 1 Urgent Courses	437	8,211	5.3%	7.2%	8.0%	9.1%
% of FP17s Relating to Free Repair or Replacements	124	8,211	1.5%	0.9%	0.8%	0.8%
% of FP17s Relating to Continuations	39	8,211	0.5%	1.2%	1.0%	1.0%
% of Patients satisfied with the dentistry they have received	9	12	75.0%	91.0%	91.7%	91.5%
% of Patients satisfied with the time they had to wait for an appointment	11	12	91.7%	89.4%	88.3%	87.9%

* This is based on patients treated on this contract for their most recent course of treatment. Figures in italics indicate the base number of FP17s or Patient Questionnaire responses are less than 100. N/A is shown where the base number of responses is less than 10 during the period. % is calculated as Quantity/Base number*100

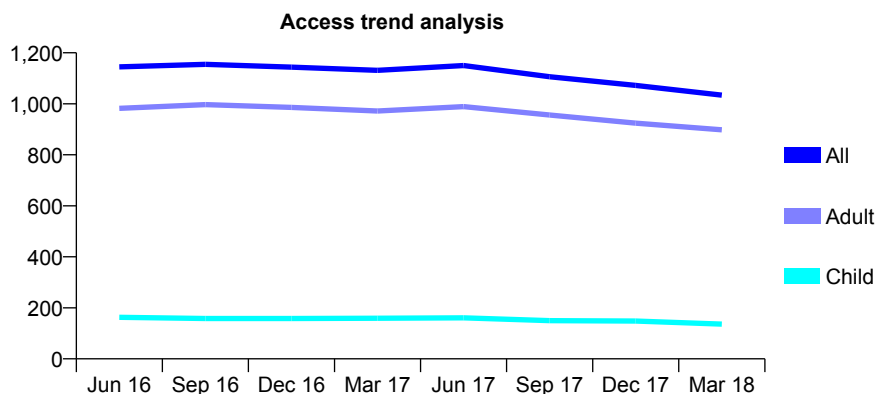
Q60 - Vital Signs At a Glance Contract Report for 986801/0004 - March 2018

Name or company name	MR MN DEVLIN
Contract type name	GDS Contract
Purpose of contract	General
Contract start date	03/10/2007
Contract end date	

17/18 Contracted general activity (UDA)	3,848
Carry forward general activity (UDA)	0
17/18 Contracted orthodontic activity (UOA)	0
Carry forward orthodontic activity (UOA)	0
Baseline contract value	£88,427.82

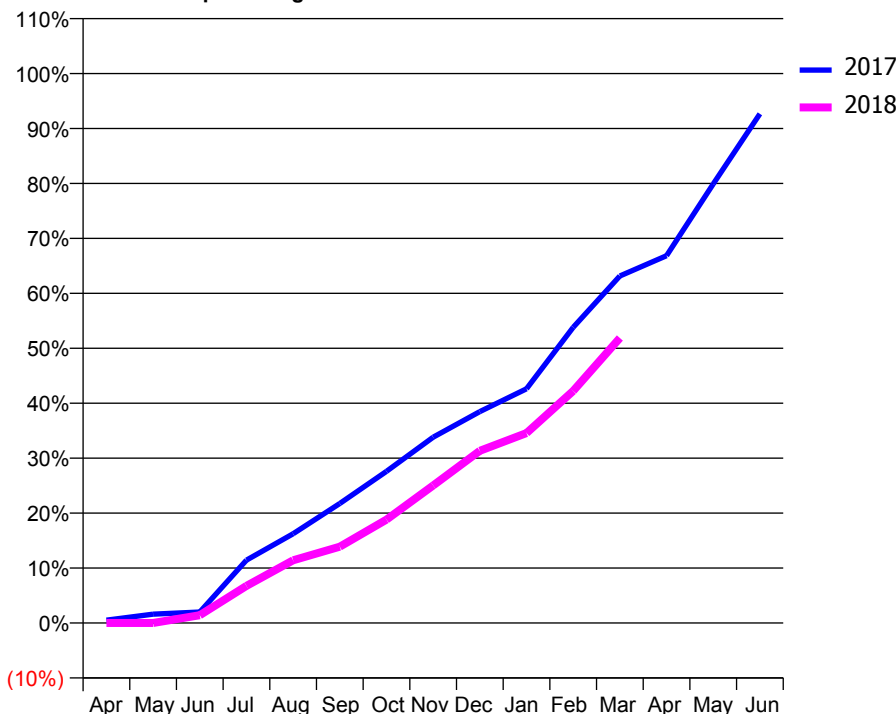
ACCESS*

Patients seen in 24 months	Total	Change since previous quarter
Quarter ending March 2017	1,131	
Quarter ending June 2017	1,150	→
Quarter ending September 2017	1,106	↓
Quarter ending December 2017	1,072	↓
Quarter ending March 2018	1,034	↓
Variance since March 2017	(8.6%)	↓



ACTIVITY

Cumulative percentage of contracted UDA delivered 2017 & 2018



Month	Adjusted Scheduled Activity (UDA)	
	2017	2018
April	20	0
May	62	0
June	77	54
July	441	260
August	626	439
September	837	534
October	1,062	724
November	1,301	963
December	1,481	1,206
January	1,640	1,331
February	2,071	1,626
March	2,430	1,996
April	2,572	
May	3,075	
June	3,566	

QUALITY

	Quantity	Base Number	Contract	AT	Region	England
% of FP17s for the same patient ID Re-attending within 3 months - Children	16	186	8.6%	10.1%	11.6%	11.9%
% of FP17s for the same patient ID Re-attending within 3 months - Adults	175	1,291	13.6%	13.5%	15.4%	16.0%
% of FP17s for the same patient ID Re-attending between 3 & 9 months - Children	108	186	58.1%	59.8%	59.4%	58.3%
% of FP17s for the same patient ID Re-attending between 3 & 9 months - Adults	841	1,291	65.1%	54.2%	51.3%	50.3%
% of FP17s for Band 1 Urgent Courses	99	1,131	8.8%	7.2%	8.0%	9.1%
% of FP17s Relating to Free Repair or Replacements	19	1,131	1.7%	0.9%	0.8%	0.8%
% of FP17s Relating to Continuations	4	1,131	0.4%	1.2%	1.0%	1.0%
% of Patients satisfied with the dentistry they have received	7	7	N/A	91.0%	91.7%	91.5%
% of Patients satisfied with the time they had to wait for an appointment	7	7	N/A	89.4%	88.3%	87.9%

* This is based on patients treated on this contract for their most recent course of treatment. Figures in italics indicate the base number of FP17s or Patient Questionnaire responses are less than 100. N/A is shown where the base number of responses is less than 10 during the period. % is calculated as Quantity/Base number*100