

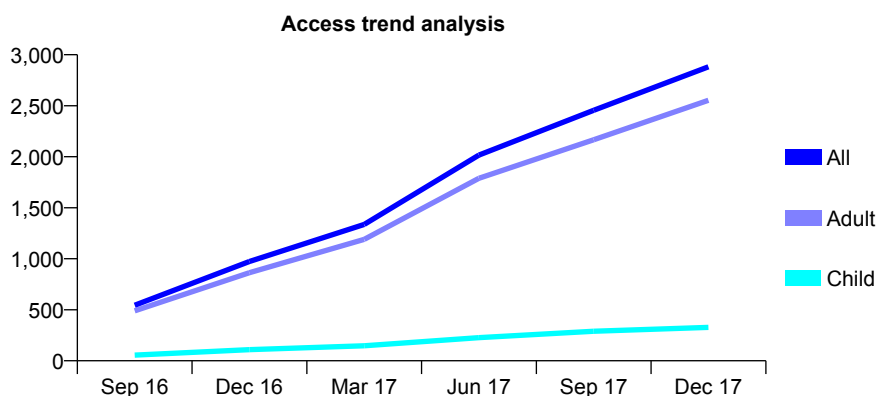
Q61 - Vital Signs At a Glance Contract Report for 100170/0000 - December 2017

Name or company name	Nilesh Patel
Contract type name	PDS Contract
Purpose of contract	General
Contract start date	01/06/2016
Contract end date	31/05/2021

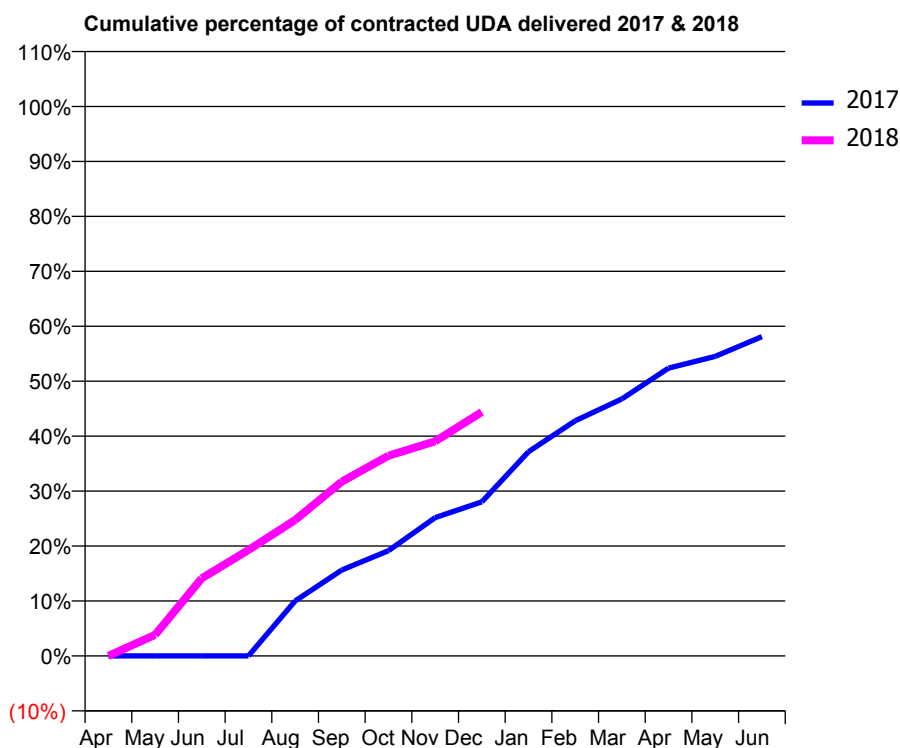
17/18 Contracted general activity (UDA)	8,650
Carry forward general activity (UDA)	0
17/18 Contracted orthodontic activity (UOA)	0
Carry forward orthodontic activity (UOA)	0
Baseline contract value	£437,926.09

ACCESS*

Patients seen in 24 months	Total	Change since previous quarter
Quarter ending December 2016	973	
Quarter ending March 2017	1,337	↑
Quarter ending June 2017	2,016	↑
Quarter ending September 2017	2,456	↑
Quarter ending December 2017	2,882	↑
Variance since December 2016	196.2%	↑



ACTIVITY



Month	Adjusted Scheduled Activity (UDA)	
	2017	2018
April	0	0
May	0	332
June	0	1,223
July	0	1,668
August	721	2,141
September	1,127	2,745
October	1,381	3,151
November	1,814	3,378
December	2,022	3,840
January	2,680	
February	3,085	
March	3,371	
April	3,775	
May	3,930	
June	4,188	

QUALITY

	Quantity	Base Number	Contract	AT	Region	England
% of FP17s for the same patient ID Re-attending within 3 months - Children	11	571	1.9%	10.5%	11.6%	12.0%
% of FP17s for the same patient ID Re-attending within 3 months - Adults	69	3,376	2.0%	16.0%	16.7%	15.9%
% of FP17s for the same patient ID Re-attending between 3 & 9 months - Children	2	571	0.4%	42.9%	47.3%	58.0%
% of FP17s for the same patient ID Re-attending between 3 & 9 months - Adults	44	3,376	1.3%	35.8%	38.3%	50.5%
% of FP17s for Band 1 Urgent Courses	3,244	3,270	99.2%	10.8%	10.5%	9.0%
% of FP17s Relating to Free Repair or Replacements	0	3,270	0.0%	0.5%	0.6%	0.8%
% of FP17s Relating to Continuations	0	3,270	0.0%	0.7%	0.8%	1.1%
% of Patients satisfied with the dentistry they have received	0	0	N/A	88.9%	89.0%	91.5%
% of Patients satisfied with the time they had to wait for an appointment	0	0	N/A	81.7%	84.2%	87.9%

* This is based on patients treated on this contract for their most recent course of treatment. Figures in italics indicate the base number of FP17s or Patient Questionnaire responses are less than 100. N/A is shown where the base number of responses is less than 10 during the period. % is calculated as Quantity/Base number*100

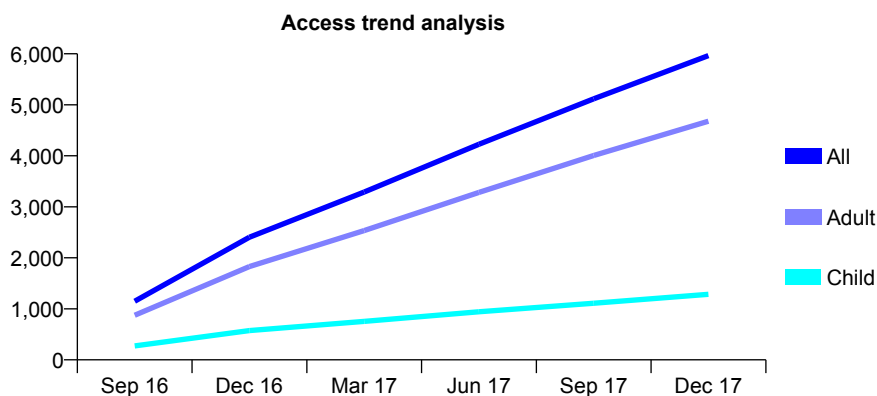
Q61 - Vital Signs At a Glance Contract Report for 100175/0000 - December 2017

Name or company name	Nilesh Patel
Contract type name	PDS Contract
Purpose of contract	General
Contract start date	13/06/2016
Contract end date	12/06/2023

17/18 Contracted general activity (UDA)	18,000
Carry forward general activity (UDA)	0
17/18 Contracted orthodontic activity (UOA)	0
Carry forward orthodontic activity (UOA)	0
Baseline contract value	£318,591.00

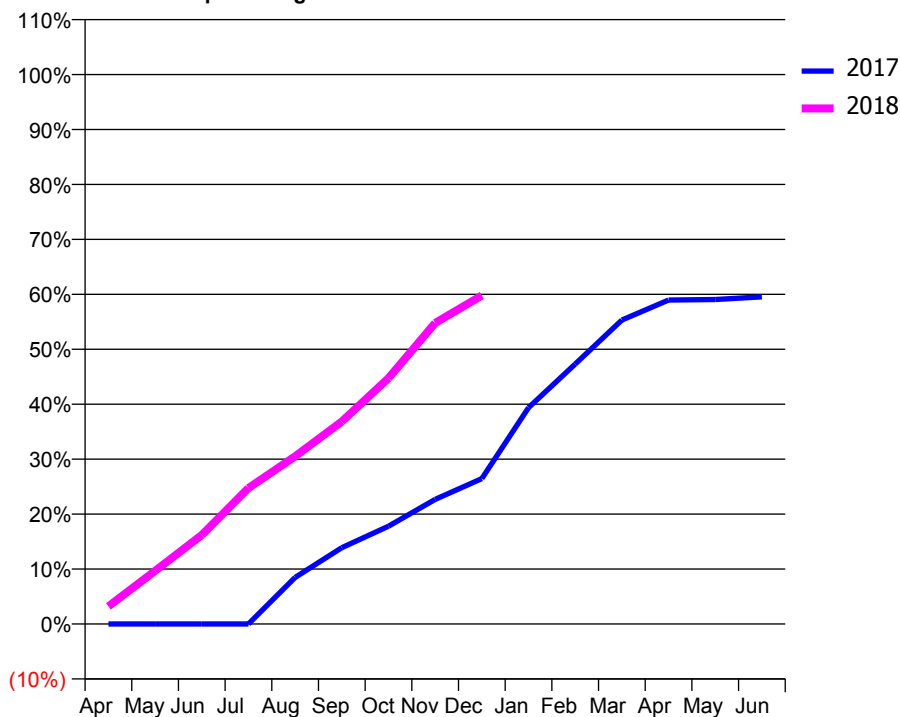
ACCESS*

Patients seen in 24 months	Total	Change since previous quarter
Quarter ending December 2016	2,404	
Quarter ending March 2017	3,289	↑
Quarter ending June 2017	4,225	↑
Quarter ending September 2017	5,118	↑
Quarter ending December 2017	5,965	↑
Variance since December 2016	148.1%	↑



ACTIVITY

Cumulative percentage of contracted UDA delivered 2017 & 2018



Adjusted Scheduled Activity (UDA)

Month	2017	2018
April	0	579
May	0	1,743
June	0	2,914
July	0	4,455
August	1,221	5,492
September	2,000	6,634
October	2,565	8,052
November	3,265	9,861
December	3,810	10,760
January	5,670	
February	6,813	
March	7,964	
April	8,491	
May	8,504	
June	8,575	

QUALITY

	Quantity	Base Number	Contract	AT	Region	England
% of FP17s for the same patient ID Re-attending within 3 months - Children	127	1,402	9.1%	10.5%	11.6%	12.0%
% of FP17s for the same patient ID Re-attending within 3 months - Adults	612	4,632	13.2%	16.0%	16.7%	15.9%
% of FP17s for the same patient ID Re-attending between 3 & 9 months - Children	548	1,402	39.1%	42.9%	47.3%	58.0%
% of FP17s for the same patient ID Re-attending between 3 & 9 months - Adults	1,205	4,632	26.0%	35.8%	38.3%	50.5%
% of FP17s for Band 1 Urgent Courses	1,131	5,634	20.1%	10.8%	10.5%	9.0%
% of FP17s Relating to Free Repair or Replacements	19	5,634	0.3%	0.5%	0.6%	0.8%
% of FP17s Relating to Continuations	24	5,634	0.4%	0.7%	0.8%	1.1%
% of Patients satisfied with the dentistry they have received	3	5	N/A	88.9%	89.0%	91.5%
% of Patients satisfied with the time they had to wait for an appointment	4	5	N/A	81.7%	84.2%	87.9%

* This is based on patients treated on this contract for their most recent course of treatment. Figures in italics indicate the base number of FP17s or Patient Questionnaire responses are less than 100. N/A is shown where the base number of responses is less than 10 during the period. % is calculated as Quantity/Base number*100

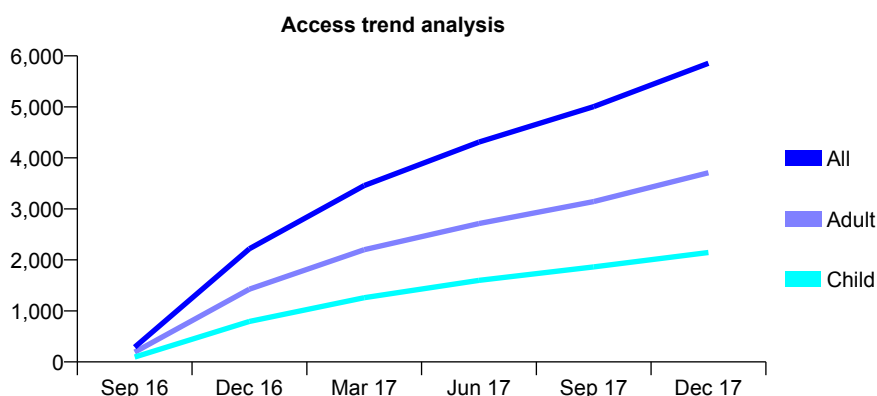
Q61 - Vital Signs At a Glance Contract Report for 100207/0000 - December 2017

Name or company name	Preventdent Limited
Contract type name	GDS Contract
Purpose of contract	General
Contract start date	19/08/2016
Contract end date	

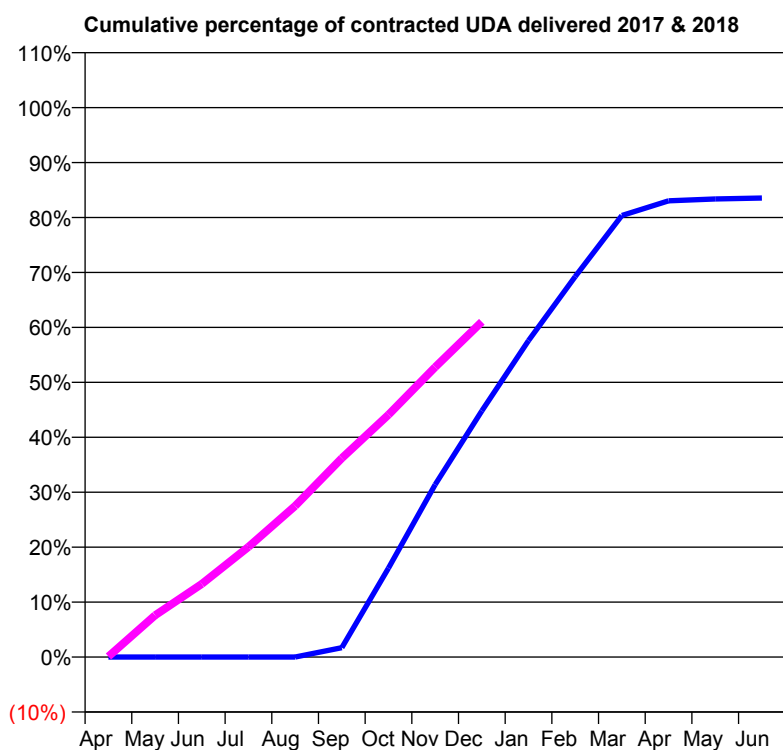
17/18 Contracted general activity (UDA)	18,367
Carry forward general activity (UDA)	539
17/18 Contracted orthodontic activity (UOA)	0
Carry forward orthodontic activity (UOA)	0
Baseline contract value	£636,202.36

ACCESS*

Patients seen in 24 months	Total	Change since previous quarter
Quarter ending December 2016	2,218	
Quarter ending March 2017	3,458	↑
Quarter ending June 2017	4,310	↑
Quarter ending September 2017	5,005	↑
Quarter ending December 2017	5,854	↑
Variance since December 2016	163.9%	↑



ACTIVITY



Month	Adjusted Scheduled Activity (UDA)	
	2017	2018
April	0	20
May	0	1,395
June	0	2,444
July	0	3,686
August	0	5,052
September	196	6,649
October	1,838	8,100
November	3,566	9,690
December	5,089	11,206
January	6,541	
February	7,864	
March	9,125	
April	9,429	
May	9,469	
June	9,487	

QUALITY

	Quantity	Base Number	Contract	AT	Region	England
% of FP17s for the same patient ID Re-attending within 3 months - Children	197	2,369	8.3%	10.5%	11.6%	12.0%
% of FP17s for the same patient ID Re-attending within 3 months - Adults	507	3,700	13.7%	16.0%	16.7%	15.9%
% of FP17s for the same patient ID Re-attending between 3 & 9 months - Children	945	2,369	39.9%	42.9%	47.3%	58.0%
% of FP17s for the same patient ID Re-attending between 3 & 9 months - Adults	1,128	3,700	30.5%	35.8%	38.3%	50.5%
% of FP17s for Band 1 Urgent Courses	771	5,896	13.1%	10.8%	10.5%	9.0%
% of FP17s Relating to Free Repair or Replacements	13	5,896	0.2%	0.5%	0.6%	0.8%
% of FP17s Relating to Continuations	26	5,896	0.4%	0.7%	0.8%	1.1%
% of Patients satisfied with the dentistry they have received	4	4	N/A	88.9%	89.0%	91.5%
% of Patients satisfied with the time they had to wait for an appointment	4	4	N/A	81.7%	84.2%	87.9%

* This is based on patients treated on this contract for their most recent course of treatment. Figures in italics indicate the base number of FP17s or Patient Questionnaire responses are less than 100. N/A is shown where the base number of responses is less than 10 during the period. % is calculated as Quantity/Base number*100

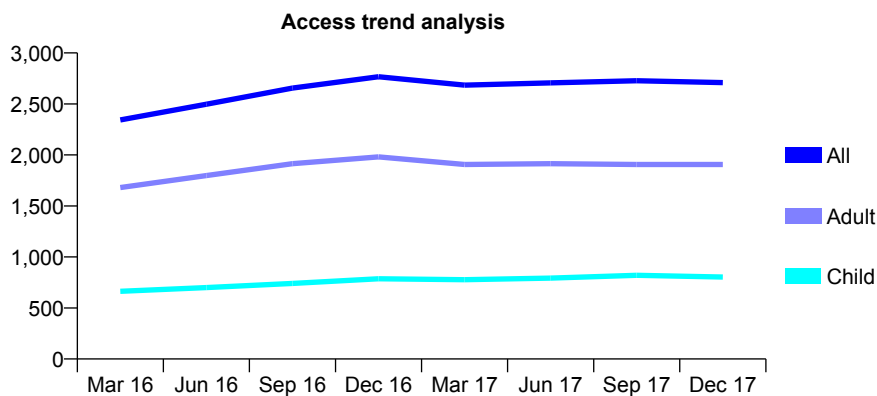
Q61 - Vital Signs At a Glance Contract Report for 101281/0037 - December 2017

Name or company name	OASIS DENTAL CARE LTD
Contract type name	GDS Contract
Purpose of contract	General
Contract start date	01/04/2006
Contract end date	

17/18 Contracted general activity (UDA)	5,905
Carry forward general activity (UDA)	-118
17/18 Contracted orthodontic activity (UOA)	0
Carry forward orthodontic activity (UOA)	0
Baseline contract value	£139,954.96

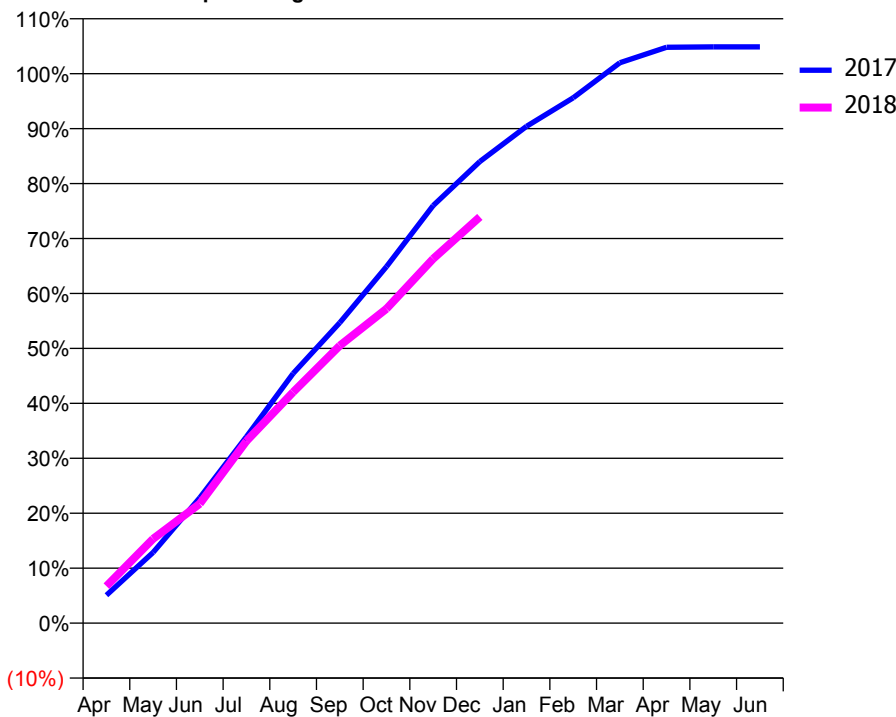
ACCESS*

Patients seen in 24 months	Total	Change since previous quarter
Quarter ending December 2016	2,767	
Quarter ending March 2017	2,684	↓
Quarter ending June 2017	2,707	→
Quarter ending September 2017	2,727	→
Quarter ending December 2017	2,709	→
Variance since December 2016	(2.1%)	↓



ACTIVITY

Cumulative percentage of contracted UDA delivered 2017 & 2018



Month	Adjusted Scheduled Activity (UDA)	
	2017	2018
April	300	398
May	760	907
June	1,348	1,284
July	2,004	1,957
August	2,683	2,483
September	3,229	2,983
October	3,831	3,378
November	4,487	3,915
December	4,961	4,365
January	5,339	
February	5,645	
March	6,022	
April	6,188	
May	6,193	
June	6,193	

QUALITY

	Quantity	Base Number	Contract	AT	Region	England
% of FP17s for the same patient ID Re-attending within 3 months - Children	52	915	5.7%	10.5%	11.6%	12.0%
% of FP17s for the same patient ID Re-attending within 3 months - Adults	246	1,811	13.6%	16.0%	16.7%	15.9%
% of FP17s for the same patient ID Re-attending between 3 & 9 months - Children	565	915	61.7%	42.9%	47.3%	58.0%
% of FP17s for the same patient ID Re-attending between 3 & 9 months - Adults	948	1,811	52.3%	35.8%	38.3%	50.5%
% of FP17s for Band 1 Urgent Courses	221	2,619	8.4%	10.8%	10.5%	9.0%
% of FP17s Relating to Free Repair or Replacements	9	2,619	0.3%	0.5%	0.6%	0.8%
% of FP17s Relating to Continuations	53	2,619	2.0%	0.7%	0.8%	1.1%
% of Patients satisfied with the dentistry they have received	0	0	N/A	88.9%	89.0%	91.5%
% of Patients satisfied with the time they had to wait for an appointment	0	0	N/A	81.7%	84.2%	87.9%

* This is based on patients treated on this contract for their most recent course of treatment. Figures in italics indicate the base number of FP17s or Patient Questionnaire responses are less than 100. N/A is shown where the base number of responses is less than 10 during the period. % is calculated as Quantity/Base number*100

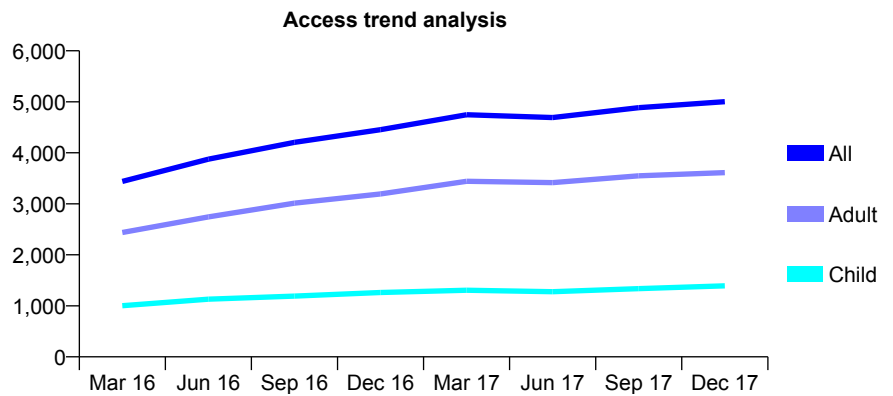
Q61 - Vital Signs At a Glance Contract Report for 101370/0143 - December 2017

Name or company name	Petrie Tucker and Partners Ltd
Contract type name	GDS Contract
Purpose of contract	General and Orthodontic
Contract start date	01/04/2015
Contract end date	

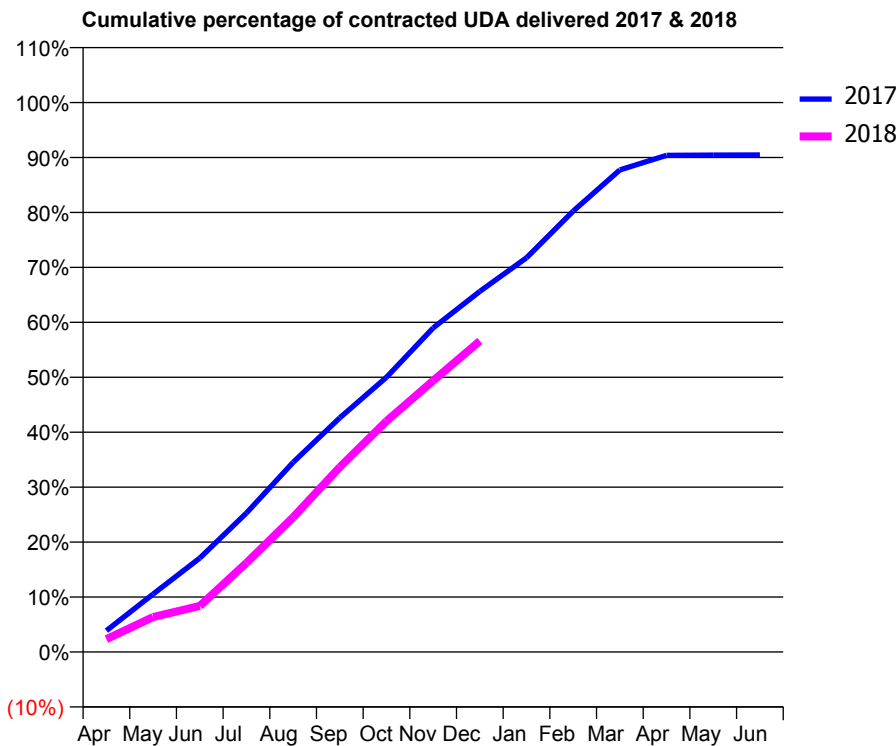
17/18 Contracted general activity (UDA)	18,993
Carry forward general activity (UDA)	0
17/18 Contracted orthodontic activity (UOA)	1,381
Carry forward orthodontic activity (UOA)	0
Baseline contract value	£565,410.28

ACCESS*

Patients seen in 24 months	Total	Change since previous quarter
Quarter ending December 2016	4,454	
Quarter ending March 2017	4,746	↑
Quarter ending June 2017	4,691	↓
Quarter ending September 2017	4,885	↑
Quarter ending December 2017	5,002	↑
Variance since December 2016	12.3%	↑



ACTIVITY



Month	Adjusted Scheduled Activity (UDA)	
	2017	2018
April	741	446
May	2,003	1,209
June	3,245	1,591
July	4,807	3,079
August	6,555	4,659
September	8,095	6,391
October	9,495	7,980
November	11,203	9,375
December	12,464	10,751
January	13,626	
February	15,239	
March	16,664	
April	17,167	
May	17,175	
June	17,179	

QUALITY

	Quantity	Base Number	Contract	AT	Region	England
% of FP17s for the same patient ID Re-attending within 3 months - Children	118	1,585	7.4%	10.5%	11.6%	12.0%
% of FP17s for the same patient ID Re-attending within 3 months - Adults	372	3,063	12.1%	16.0%	16.7%	15.9%
% of FP17s for the same patient ID Re-attending between 3 & 9 months - Children	886	1,585	55.9%	42.9%	47.3%	58.0%
% of FP17s for the same patient ID Re-attending between 3 & 9 months - Adults	1,308	3,063	42.7%	35.8%	38.3%	50.5%
% of FP17s for Band 1 Urgent Courses	292	4,323	6.8%	10.8%	10.5%	9.0%
% of FP17s Relating to Free Repair or Replacements	27	4,323	0.6%	0.5%	0.6%	0.8%
% of FP17s Relating to Continuations	80	4,323	1.9%	0.7%	0.8%	1.1%
% of Patients satisfied with the dentistry they have received	6	6	N/A	88.9%	89.0%	91.5%
% of Patients satisfied with the time they had to wait for an appointment	5	6	N/A	81.7%	84.2%	87.9%

* This is based on patients treated on this contract for their most recent course of treatment. Figures in italics indicate the base number of FP17s or Patient Questionnaire responses are less than 100. N/A is shown where the base number of responses is less than 10 during the period. % is calculated as Quantity/Base number*100

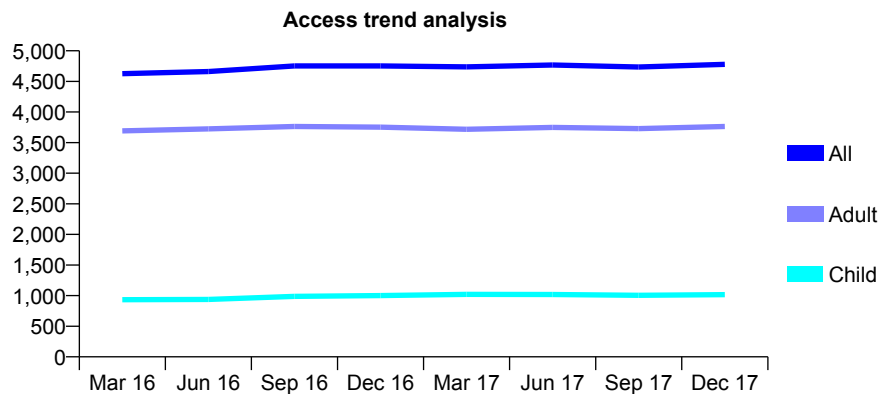
Q61 - Vital Signs At a Glance Contract Report for 101435/0015 - December 2017

Name or company name	IDH Limited
Contract type name	GDS Contract
Purpose of contract	General
Contract start date	01/04/2006
Contract end date	

17/18 Contracted general activity (UDA)	15,246
Carry forward general activity (UDA)	0
17/18 Contracted orthodontic activity (UOA)	0
Carry forward orthodontic activity (UOA)	0
Baseline contract value	£398,892.60

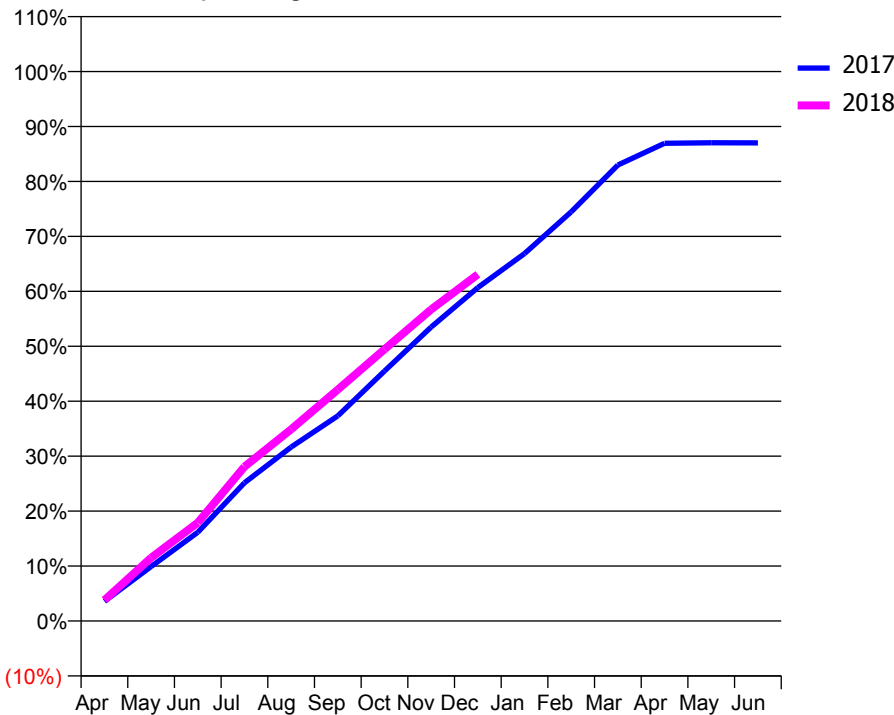
ACCESS*

Patients seen in 24 months	Total	Change since previous quarter
Quarter ending December 2016	4,752	
Quarter ending March 2017	4,738	→
Quarter ending June 2017	4,767	→
Quarter ending September 2017	4,735	→
Quarter ending December 2017	4,779	→
Variance since December 2016	0.6%	→



ACTIVITY

Cumulative percentage of contracted UDA delivered 2017 & 2018



Month	Adjusted Scheduled Activity (UDA)	
	2017	2018
April	547	580
May	1,511	1,754
June	2,461	2,728
July	3,835	4,284
August	4,825	5,317
September	5,691	6,422
October	6,937	7,537
November	8,156	8,646
December	9,253	9,617
January	10,196	
February	11,353	
March	12,653	
April	13,255	
May	13,268	
June	13,264	

QUALITY

	Quantity	Base Number	Contract	AT	Region	England
% of FP17s for the same patient ID Re-attending within 3 months - Children	74	832	8.9%	10.5%	11.6%	12.0%
% of FP17s for the same patient ID Re-attending within 3 months - Adults	523	3,035	17.2%	16.0%	16.7%	15.9%
% of FP17s for the same patient ID Re-attending between 3 & 9 months - Children	380	832	45.7%	42.9%	47.3%	58.0%
% of FP17s for the same patient ID Re-attending between 3 & 9 months - Adults	1,054	3,035	34.7%	35.8%	38.3%	50.5%
% of FP17s for Band 1 Urgent Courses	368	3,664	10.0%	10.8%	10.5%	9.0%
% of FP17s Relating to Free Repair or Replacements	73	3,664	2.0%	0.5%	0.6%	0.8%
% of FP17s Relating to Continuations	88	3,664	2.4%	0.7%	0.8%	1.1%
% of Patients satisfied with the dentistry they have received	4	4	N/A	88.9%	89.0%	91.5%
% of Patients satisfied with the time they had to wait for an appointment	3	4	N/A	81.7%	84.2%	87.9%

* This is based on patients treated on this contract for their most recent course of treatment. Figures in italics indicate the base number of FP17s or Patient Questionnaire responses are less than 100. N/A is shown where the base number of responses is less than 10 during the period. % is calculated as Quantity/Base number*100

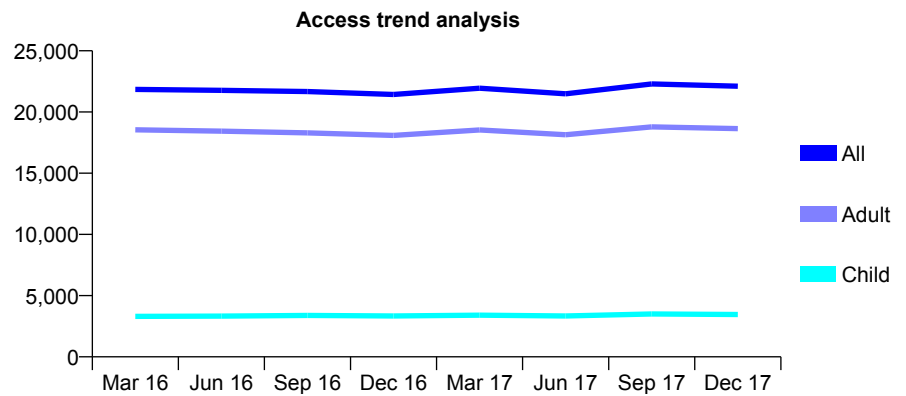
Q61 - Vital Signs At a Glance Contract Report for 101877/0001 - December 2017

Name or company name	Pickerings Dental Surgery Ltd.
Contract type name	GDS Contract
Purpose of contract	General
Contract start date	01/04/2006
Contract end date	

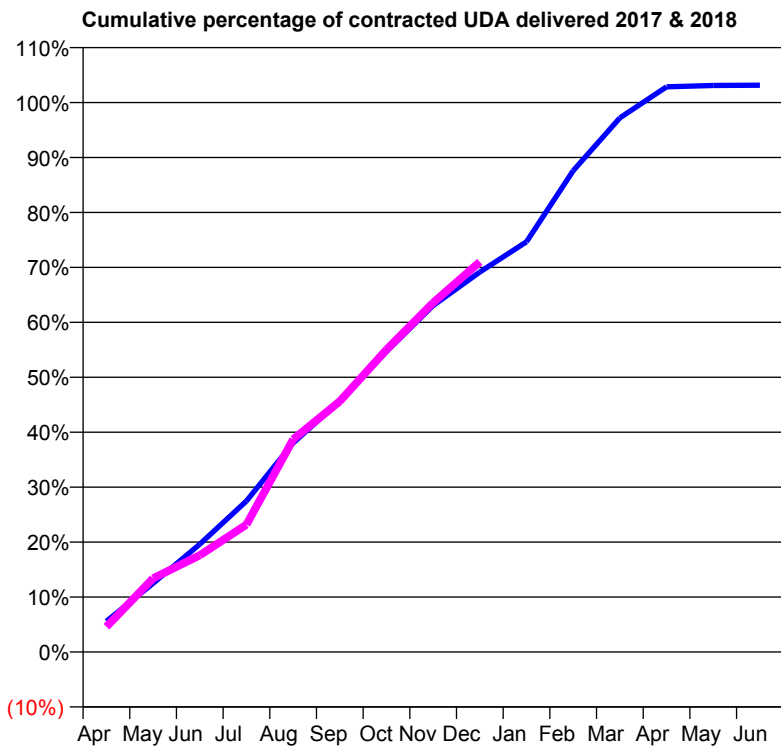
17/18 Contracted general activity (UDA)	54,000
Carry forward general activity (UDA)	-1,080
17/18 Contracted orthodontic activity (UOA)	0
Carry forward orthodontic activity (UOA)	0
Baseline contract value	£1,767,962.95

ACCESS*

Patients seen in 24 months	Total	Change since previous quarter
Quarter ending December 2016	21,433	
Quarter ending March 2017	21,945	↑
Quarter ending June 2017	21,482	↓
Quarter ending September 2017	22,291	↑
Quarter ending December 2017	22,111	→
Variance since December 2016	3.2%	↑



ACTIVITY



Month	Adjusted Scheduled Activity (UDA)	
	2017	2018
April	3,022	2,481
May	6,758	7,244
June	10,592	9,504
July	14,845	12,522
August	20,539	20,894
September	24,665	24,645
October	29,536	29,713
November	34,058	34,329
December	37,346	38,339
January	40,311	
February	47,305	
March	52,494	
April	55,546	
May	55,667	
June	55,701	

QUALITY

	Quantity	Base Number	Contract	AT	Region	England
% of FP17s for the same patient ID Re-attending within 3 months - Children	157	2,677	5.9%	10.5%	11.6%	12.0%
% of FP17s for the same patient ID Re-attending within 3 months - Adults	861	12,360	7.0%	16.0%	16.7%	15.9%
% of FP17s for the same patient ID Re-attending between 3 & 9 months - Children	1,000	2,677	37.4%	42.9%	47.3%	58.0%
% of FP17s for the same patient ID Re-attending between 3 & 9 months - Adults	3,599	12,360	29.1%	35.8%	38.3%	50.5%
% of FP17s for Band 1 Urgent Courses	1,075	13,954	7.7%	10.8%	10.5%	9.0%
% of FP17s Relating to Free Repair or Replacements	45	13,954	0.3%	0.5%	0.6%	0.8%
% of FP17s Relating to Continuations	28	13,954	0.2%	0.7%	0.8%	1.1%
% of Patients satisfied with the dentistry they have received	16	16	100.0%	88.9%	89.0%	91.5%
% of Patients satisfied with the time they had to wait for an appointment	16	16	100.0%	81.7%	84.2%	87.9%

* This is based on patients treated on this contract for their most recent course of treatment. Figures in italics indicate the base number of FP17s or Patient Questionnaire responses are less than 100. N/A is shown where the base number of responses is less than 10 during the period. % is calculated as Quantity/Base number*100

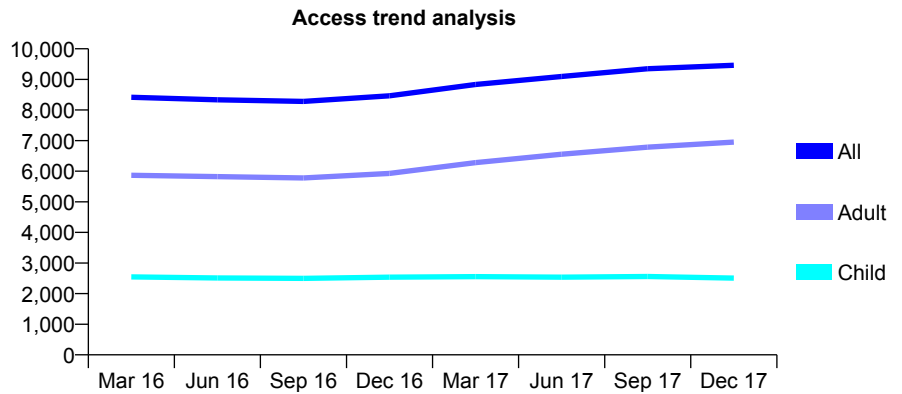
Q61 - Vital Signs At a Glance Contract Report for 102520/0001 - December 2017

Name or company name	Clements Road Dental
Contract type name	GDS Contract
Purpose of contract	General
Contract start date	07/07/2008
Contract end date	

17/18 Contracted general activity (UDA)	25,935
Carry forward general activity (UDA)	-519
17/18 Contracted orthodontic activity (UOA)	0
Carry forward orthodontic activity (UOA)	0
Baseline contract value	£926,929.29

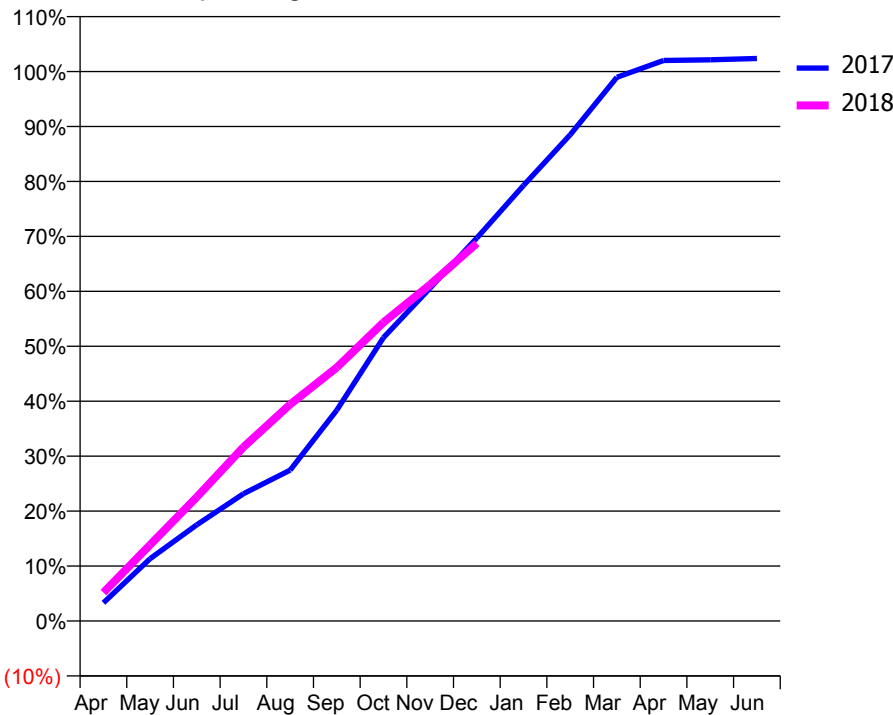
ACCESS*

Patients seen in 24 months	Total	Change since previous quarter
Quarter ending December 2016	8,466	
Quarter ending March 2017	8,833	↑
Quarter ending June 2017	9,097	↑
Quarter ending September 2017	9,348	↑
Quarter ending December 2017	9,461	→
Variance since December 2016	11.8%	↑



ACTIVITY

Cumulative percentage of contracted UDA delivered 2017 & 2018



Month	Adjusted Scheduled Activity (UDA)	
	2017	2018
April	861	1,341
May	2,942	3,594
June	4,543	5,848
July	6,006	8,209
August	7,123	10,225
September	9,952	11,965
October	13,374	14,092
November	15,719	15,880
December	18,079	17,825
January	20,561	
February	22,952	
March	25,659	
April	26,454	
May	26,485	
June	26,547	

QUALITY

	Quantity	Base Number	Contract	AT	Region	England
% of FP17s for the same patient ID Re-attending within 3 months - Children	197	2,138	9.2%	10.5%	11.6%	12.0%
% of FP17s for the same patient ID Re-attending within 3 months - Adults	789	5,568	14.2%	16.0%	16.7%	15.9%
% of FP17s for the same patient ID Re-attending between 3 & 9 months - Children	928	2,138	43.4%	42.9%	47.3%	58.0%
% of FP17s for the same patient ID Re-attending between 3 & 9 months - Adults	1,899	5,568	34.1%	35.8%	38.3%	50.5%
% of FP17s for Band 1 Urgent Courses	965	7,354	13.1%	10.8%	10.5%	9.0%
% of FP17s Relating to Free Repair or Replacements	64	7,354	0.9%	0.5%	0.6%	0.8%
% of FP17s Relating to Continuations	14	7,354	0.2%	0.7%	0.8%	1.1%
% of Patients satisfied with the dentistry they have received	15	17	88.2%	88.9%	89.0%	91.5%
% of Patients satisfied with the time they had to wait for an appointment	13	17	76.5%	81.7%	84.2%	87.9%

* This is based on patients treated on this contract for their most recent course of treatment. Figures in italics indicate the base number of FP17s or Patient Questionnaire responses are less than 100. N/A is shown where the base number of responses is less than 10 during the period. % is calculated as Quantity/Base number*100

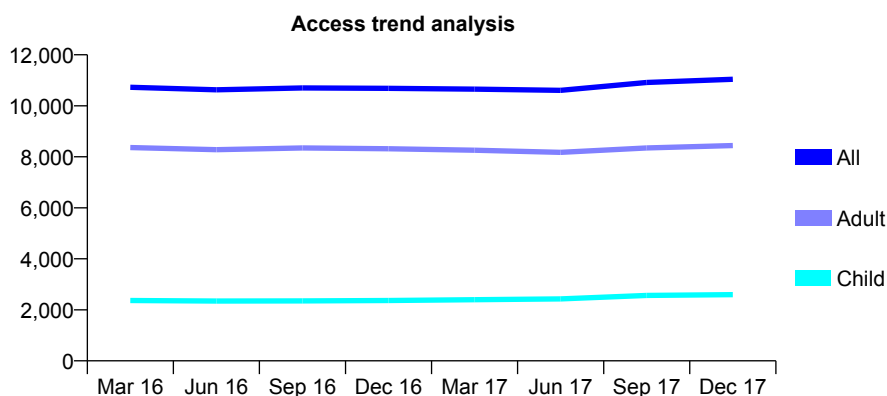
Q61 - Vital Signs At a Glance Contract Report for 102911/0001 - December 2017

Name or company name	Mawney (DS) Limited
Contract type name	GDS Contract
Purpose of contract	General
Contract start date	01/04/2011
Contract end date	

17/18 Contracted general activity (UDA)	33,191
Carry forward general activity (UDA)	0
17/18 Contracted orthodontic activity (UOA)	0
Carry forward orthodontic activity (UOA)	0
Baseline contract value	£1,005,063.49

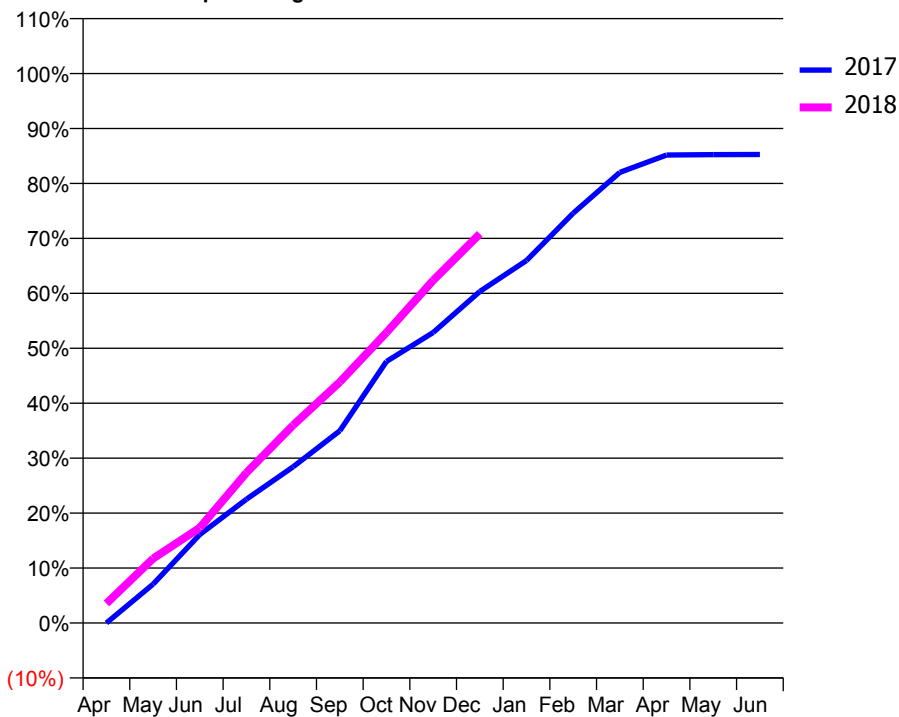
ACCESS*

Patients seen in 24 months	Total	Change since previous quarter
Quarter ending December 2016	10,684	
Quarter ending March 2017	10,656	→
Quarter ending June 2017	10,604	→
Quarter ending September 2017	10,913	↑
Quarter ending December 2017	11,038	→
Variance since December 2016	3.3%	↑



ACTIVITY

Cumulative percentage of contracted UDA delivered 2017 & 2018



Month	Adjusted Scheduled Activity (UDA)	
	2017	2018
April	0	1,181
May	2,351	3,895
June	5,346	5,753
July	7,479	9,080
August	9,439	11,952
September	11,608	14,559
October	15,801	17,544
November	17,543	20,699
December	20,029	23,506
January	21,896	
February	24,754	
March	27,218	
April	28,269	
May	28,292	
June	28,298	

QUALITY

	Quantity	Base Number	Contract	AT	Region	England
% of FP17s for the same patient ID Re-attending within 3 months - Children	188	2,385	7.9%	10.5%	11.6%	12.0%
% of FP17s for the same patient ID Re-attending within 3 months - Adults	1,120	7,357	15.2%	16.0%	16.7%	15.9%
% of FP17s for the same patient ID Re-attending between 3 & 9 months - Children	860	2,385	36.1%	42.9%	47.3%	58.0%
% of FP17s for the same patient ID Re-attending between 3 & 9 months - Adults	2,481	7,357	33.7%	35.8%	38.3%	50.5%
% of FP17s for Band 1 Urgent Courses	834	9,306	9.0%	10.8%	10.5%	9.0%
% of FP17s Relating to Free Repair or Replacements	93	9,306	1.0%	0.5%	0.6%	0.8%
% of FP17s Relating to Continuations	214	9,306	2.3%	0.7%	0.8%	1.1%
% of Patients satisfied with the dentistry they have received	11	14	78.6%	88.9%	89.0%	91.5%
% of Patients satisfied with the time they had to wait for an appointment	13	14	92.9%	81.7%	84.2%	87.9%

* This is based on patients treated on this contract for their most recent course of treatment. Figures in italics indicate the base number of FP17s or Patient Questionnaire responses are less than 100. N/A is shown where the base number of responses is less than 10 during the period. % is calculated as Quantity/Base number*100

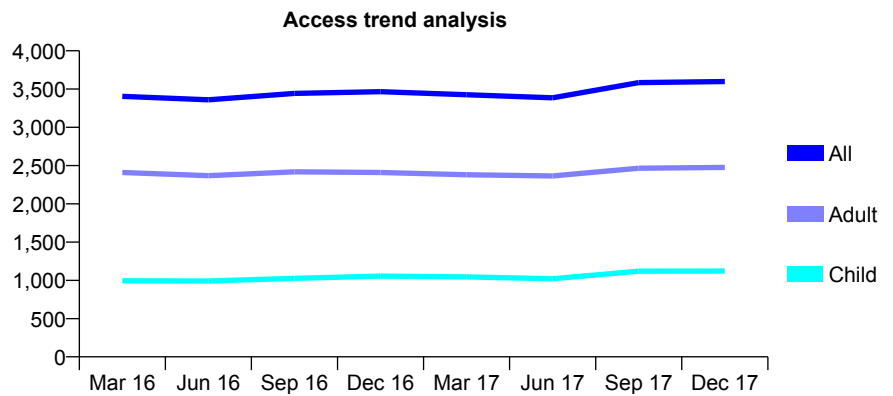
Q61 - Vital Signs At a Glance Contract Report for 103551/0002 - December 2017

Name or company name	Excel Dental Care
Contract type name	GDS Contract
Purpose of contract	General
Contract start date	01/10/2007
Contract end date	

17/18 Contracted general activity (UDA)	8,000
Carry forward general activity (UDA)	289
17/18 Contracted orthodontic activity (UOA)	0
Carry forward orthodontic activity (UOA)	0
Baseline contract value	£202,709.79

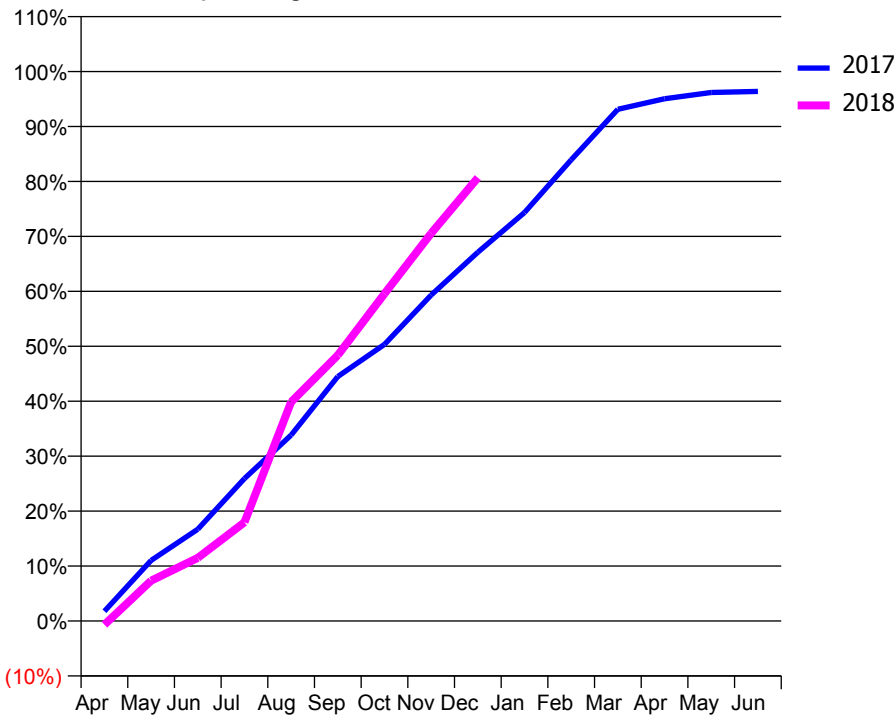
ACCESS*

Patients seen in 24 months	Total	Change since previous quarter
Quarter ending December 2016	3,465	
Quarter ending March 2017	3,425	↓
Quarter ending June 2017	3,386	↓
Quarter ending September 2017	3,584	↑
Quarter ending December 2017	3,598	→
Variance since December 2016	3.8%	↑



ACTIVITY

Cumulative percentage of contracted UDA delivered 2017 & 2018



Month	Adjusted Scheduled Activity (UDA)	
	2017	2018
April	143	-54
May	883	588
June	1,336	920
July	2,075	1,437
August	2,707	3,190
September	3,559	3,870
October	4,028	4,764
November	4,745	5,644
December	5,368	6,454
January	5,948	
February	6,714	
March	7,450	
April	7,603	
May	7,694	
June	7,711	

QUALITY

	Quantity	Base Number	Contract	AT	Region	England
% of FP17s for the same patient ID Re-attending within 3 months - Children	79	1,075	7.3%	10.5%	11.6%	12.0%
% of FP17s for the same patient ID Re-attending within 3 months - Adults	207	1,892	10.9%	16.0%	16.7%	15.9%
% of FP17s for the same patient ID Re-attending between 3 & 9 months - Children	480	1,075	44.7%	42.9%	47.3%	58.0%
% of FP17s for the same patient ID Re-attending between 3 & 9 months - Adults	645	1,892	34.1%	35.8%	38.3%	50.5%
% of FP17s for Band 1 Urgent Courses	72	2,552	2.8%	10.8%	10.5%	9.0%
% of FP17s Relating to Free Repair or Replacements	24	2,552	0.9%	0.5%	0.6%	0.8%
% of FP17s Relating to Continuations	11	2,552	0.4%	0.7%	0.8%	1.1%
% of Patients satisfied with the dentistry they have received	2	2	N/A	88.9%	89.0%	91.5%
% of Patients satisfied with the time they had to wait for an appointment	2	2	N/A	81.7%	84.2%	87.9%

* This is based on patients treated on this contract for their most recent course of treatment. Figures in italics indicate the base number of FP17s or Patient Questionnaire responses are less than 100. N/A is shown where the base number of responses is less than 10 during the period. % is calculated as Quantity/Base number*100

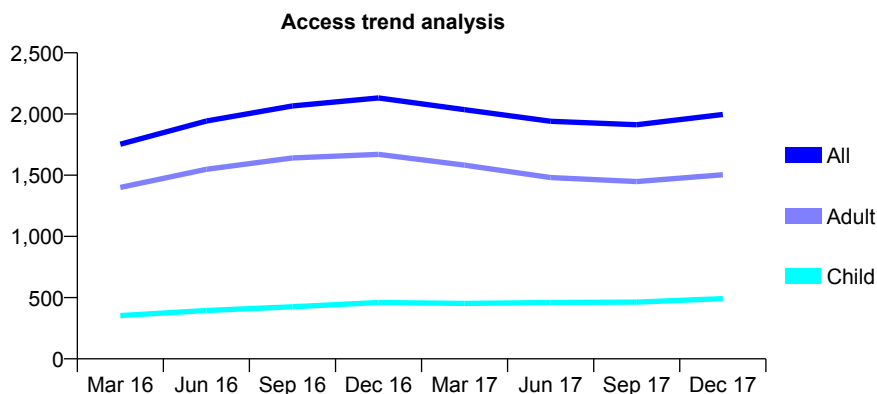
Q61 - Vital Signs At a Glance Contract Report for 104396/0001 - December 2017

Name or company name	Azad Eyrumlu, Honar Shakir and Kamil Sae
Contract type name	GDS Contract
Purpose of contract	General
Contract start date	01/08/2014
Contract end date	

17/18 Contracted general activity (UDA)	7,568
Carry forward general activity (UDA)	-151
17/18 Contracted orthodontic activity (UOA)	0
Carry forward orthodontic activity (UOA)	0
Baseline contract value	£296,614.35

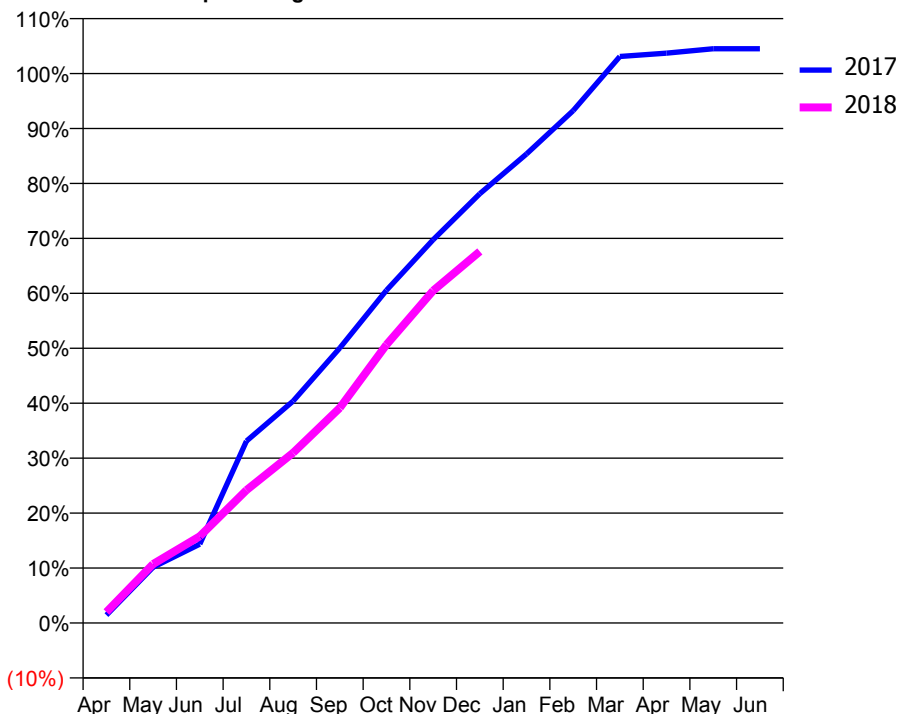
ACCESS*

Patients seen in 24 months	Total	Change since previous quarter
Quarter ending December 2016	2,131	
Quarter ending March 2017	2,035	↓
Quarter ending June 2017	1,941	↓
Quarter ending September 2017	1,912	↓
Quarter ending December 2017	1,996	↑
Variance since December 2016	(6.3%)	↓



ACTIVITY

Cumulative percentage of contracted UDA delivered 2017 & 2018



Month	Adjusted Scheduled Activity (UDA)	
	2017	2018
April	110	151
May	768	813
June	1,087	1,194
July	2,506	1,830
August	3,057	2,345
September	3,788	2,963
October	4,583	3,834
November	5,280	4,578
December	5,913	5,118
January	6,460	
February	7,056	
March	7,802	
April	7,848	
May	7,909	
June	7,909	

QUALITY

	Quantity	Base Number	Contract	AT	Region	England
% of FP17s for the same patient ID Re-attending within 3 months - Children	25	340	7.4%	10.5%	11.6%	12.0%
% of FP17s for the same patient ID Re-attending within 3 months - Adults	139	1,047	13.3%	16.0%	16.7%	15.9%
% of FP17s for the same patient ID Re-attending between 3 & 9 months - Children	102	340	30.0%	42.9%	47.3%	58.0%
% of FP17s for the same patient ID Re-attending between 3 & 9 months - Adults	265	1,047	25.3%	35.8%	38.3%	50.5%
% of FP17s for Band 1 Urgent Courses	213	1,372	15.5%	10.8%	10.5%	9.0%
% of FP17s Relating to Free Repair or Replacements	9	1,372	0.7%	0.5%	0.6%	0.8%
% of FP17s Relating to Continuations	21	1,372	1.5%	0.7%	0.8%	1.1%
% of Patients satisfied with the dentistry they have received	0	0	N/A	88.9%	89.0%	91.5%
% of Patients satisfied with the time they had to wait for an appointment	0	0	N/A	81.7%	84.2%	87.9%

* This is based on patients treated on this contract for their most recent course of treatment. Figures in italics indicate the base number of FP17s or Patient Questionnaire responses are less than 100. N/A is shown where the base number of responses is less than 10 during the period. % is calculated as Quantity/Base number*100

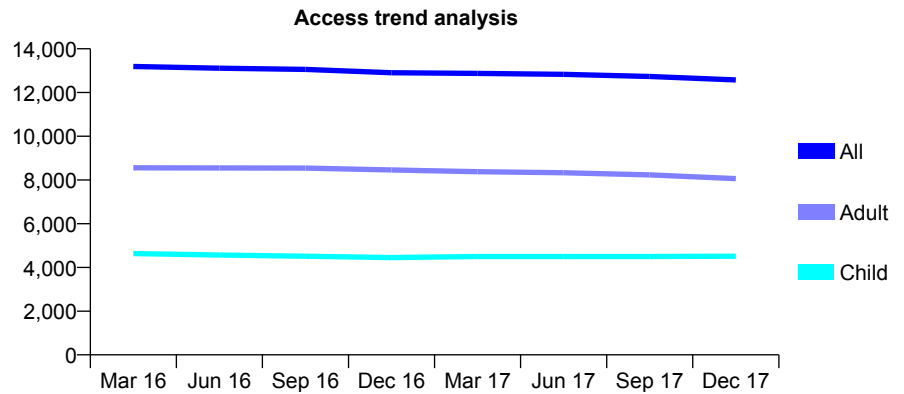
Q61 - Vital Signs At a Glance Contract Report for 104817/0001 - December 2017

Name or company name	Ms G Staneviciene and Mr J Schonberg
Contract type name	GDS Contract
Purpose of contract	General
Contract start date	01/09/2012
Contract end date	

17/18 Contracted general activity (UDA)	34,092
Carry forward general activity (UDA)	96
17/18 Contracted orthodontic activity (UOA)	0
Carry forward orthodontic activity (UOA)	0
Baseline contract value	£1,312,258.90

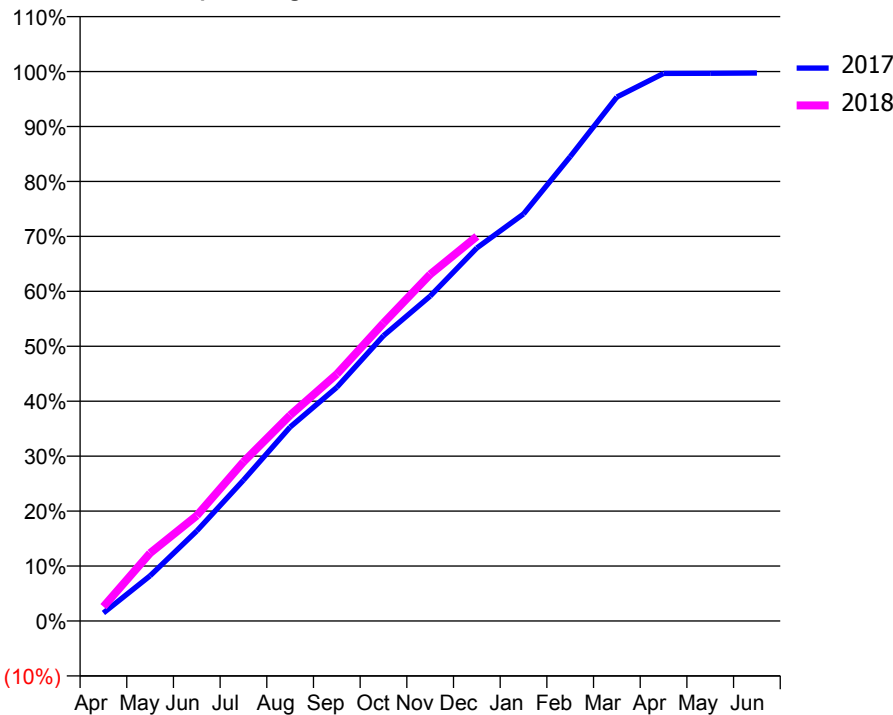
ACCESS*

Patients seen in 24 months	Total	Change since previous quarter
Quarter ending December 2016	12,907	
Quarter ending March 2017	12,876	→
Quarter ending June 2017	12,832	→
Quarter ending September 2017	12,734	→
Quarter ending December 2017	12,576	↓
Variance since December 2016	(2.6%)	↓



ACTIVITY

Cumulative percentage of contracted UDA delivered 2017 & 2018



Month	2017	2018
April	500	893
May	2,807	4,214
June	5,591	6,541
July	8,738	9,872
August	12,033	12,768
September	14,502	15,320
October	17,702	18,489
November	20,161	21,507
December	23,143	23,864
January	25,257	
February	28,810	
March	32,506	
April	33,970	
May	33,983	
June	33,996	

QUALITY

	Quantity	Base Number	Contract	AT	Region	England
% of FP17s for the same patient ID Re-attending within 3 months - Children	331	4,165	7.9%	10.5%	11.6%	12.0%
% of FP17s for the same patient ID Re-attending within 3 months - Adults	1,170	6,968	16.8%	16.0%	16.7%	15.9%
% of FP17s for the same patient ID Re-attending between 3 & 9 months - Children	1,497	4,165	35.9%	42.9%	47.3%	58.0%
% of FP17s for the same patient ID Re-attending between 3 & 9 months - Adults	2,618	6,968	37.6%	35.8%	38.3%	50.5%
% of FP17s for Band 1 Urgent Courses	859	10,488	8.2%	10.8%	10.5%	9.0%
% of FP17s Relating to Free Repair or Replacements	71	10,488	0.7%	0.5%	0.6%	0.8%
% of FP17s Relating to Continuations	15	10,488	0.1%	0.7%	0.8%	1.1%
% of Patients satisfied with the dentistry they have received	7	8	N/A	88.9%	89.0%	91.5%
% of Patients satisfied with the time they had to wait for an appointment	4	8	N/A	81.7%	84.2%	87.9%

* This is based on patients treated on this contract for their most recent course of treatment. Figures in italics indicate the base number of FP17s or Patient Questionnaire responses are less than 100. N/A is shown where the base number of responses is less than 10 during the period. % is calculated as Quantity/Base number*100

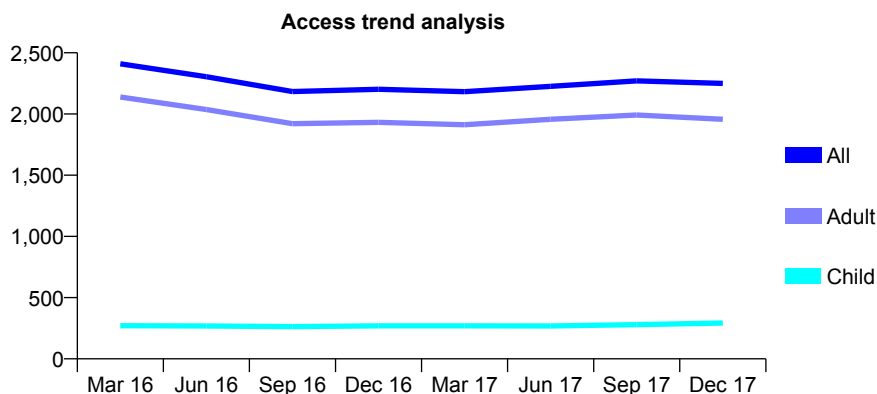
Q61 - Vital Signs At a Glance Contract Report for 105104/0001 - December 2017

Name or company name	Grays Inn Dental Surgery
Contract type name	GDS Contract
Purpose of contract	General
Contract start date	01/04/2011
Contract end date	

17/18 Contracted general activity (UDA)	6,178
Carry forward general activity (UDA)	142
17/18 Contracted orthodontic activity (UOA)	0
Carry forward orthodontic activity (UOA)	0
Baseline contract value	£185,300.33

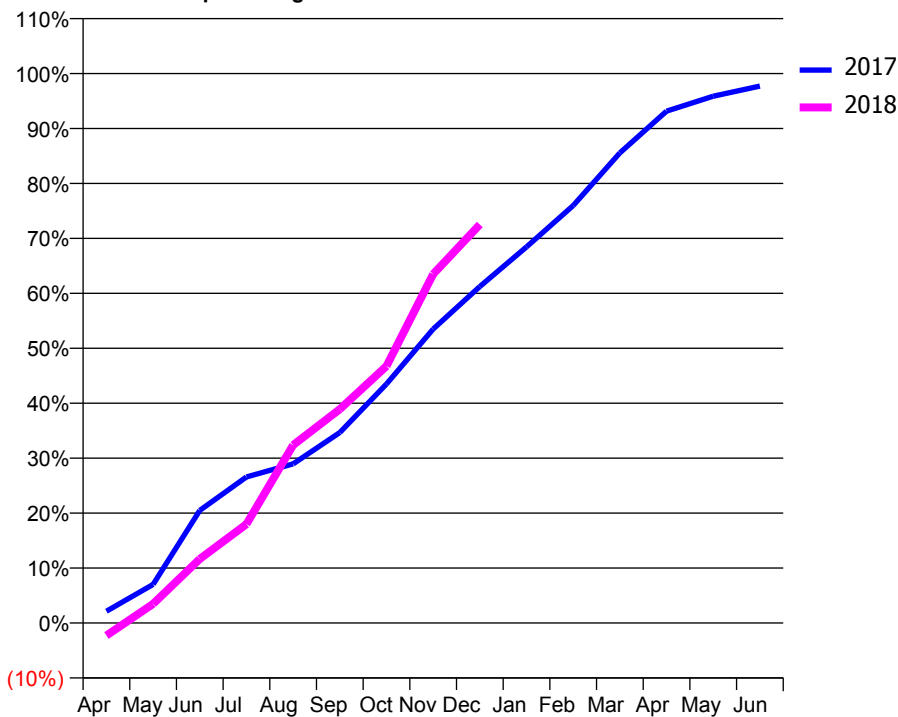
ACCESS*

Patients seen in 24 months	Total	Change since previous quarter
Quarter ending December 2016	2,202	
Quarter ending March 2017	2,182	→
Quarter ending June 2017	2,226	↑
Quarter ending September 2017	2,271	↑
Quarter ending December 2017	2,250	→
Variance since December 2016	2.2%	↑



ACTIVITY

Cumulative percentage of contracted UDA delivered 2017 & 2018



Month	Adjusted Scheduled Activity (UDA)	
	2017	2018
April	132	-142
May	434	215
June	1,267	720
July	1,643	1,111
August	1,790	2,001
September	2,142	2,404
October	2,687	2,888
November	3,305	3,922
December	3,784	4,480
January	4,228	
February	4,693	
March	5,286	
April	5,754	
May	5,923	
June	6,036	

QUALITY

	Quantity	Base Number	Contract	AT	Region	England
% of FP17s for the same patient ID Re-attending within 3 months - Children	25	224	11.2%	10.5%	11.6%	12.0%
% of FP17s for the same patient ID Re-attending within 3 months - Adults	147	1,273	11.5%	16.0%	16.7%	15.9%
% of FP17s for the same patient ID Re-attending between 3 & 9 months - Children	29	224	12.9%	42.9%	47.3%	58.0%
% of FP17s for the same patient ID Re-attending between 3 & 9 months - Adults	208	1,273	16.3%	35.8%	38.3%	50.5%
% of FP17s for Band 1 Urgent Courses	194	1,290	15.0%	10.8%	10.5%	9.0%
% of FP17s Relating to Free Repair or Replacements	2	1,290	0.2%	0.5%	0.6%	0.8%
% of FP17s Relating to Continuations	6	1,290	0.5%	0.7%	0.8%	1.1%
% of Patients satisfied with the dentistry they have received	5	5	N/A	88.9%	89.0%	91.5%
% of Patients satisfied with the time they had to wait for an appointment	5	5	N/A	81.7%	84.2%	87.9%

* This is based on patients treated on this contract for their most recent course of treatment. Figures in italics indicate the base number of FP17s or Patient Questionnaire responses are less than 100. N/A is shown where the base number of responses is less than 10 during the period. % is calculated as Quantity/Base number*100

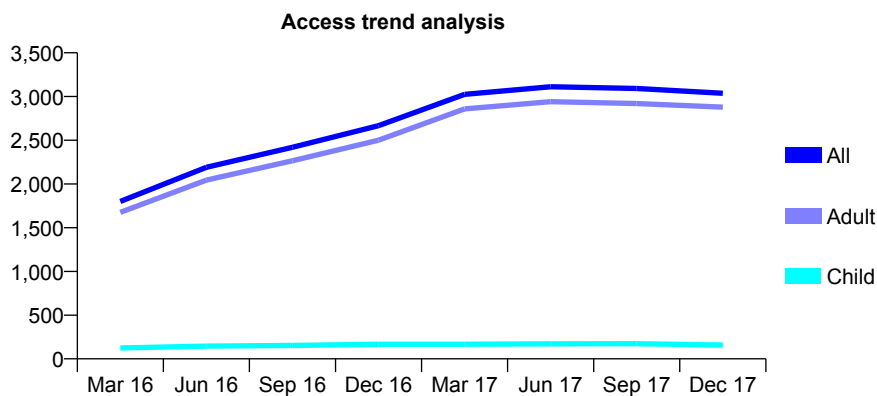
Q61 - Vital Signs At a Glance Contract Report for 105244/0001 - December 2017

Name or company name	Mr H Al-Hariri & Mrs N Al-Hariri
Contract type name	GDS Contract
Purpose of contract	General
Contract start date	01/04/2015
Contract end date	

17/18 Contracted general activity (UDA)	7,000
Carry forward general activity (UDA)	208
17/18 Contracted orthodontic activity (UOA)	0
Carry forward orthodontic activity (UOA)	0
Baseline contract value	£231,665.87

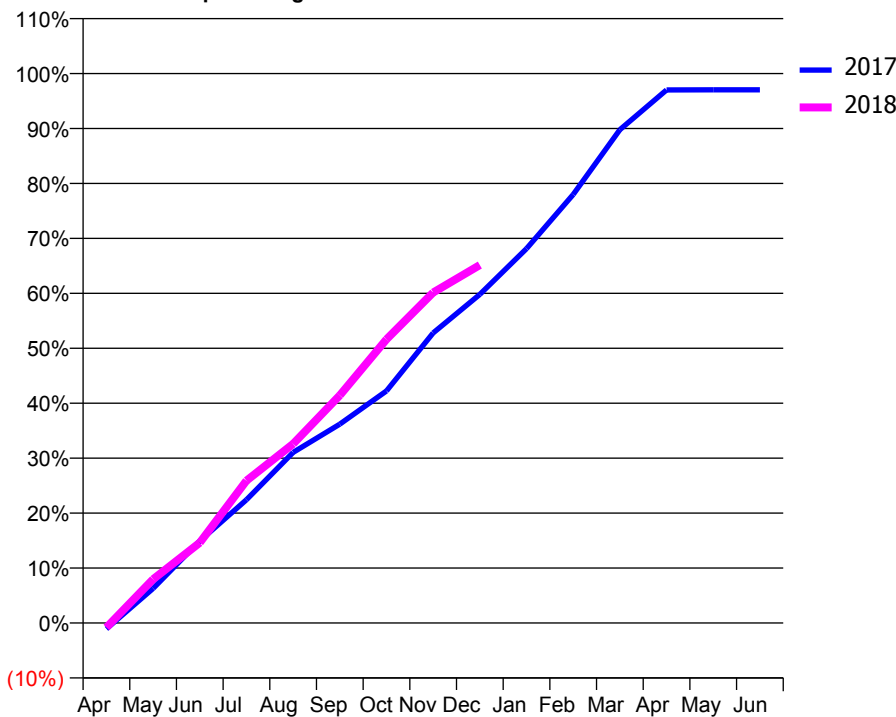
ACCESS*

Patients seen in 24 months	Total	Change since previous quarter
Quarter ending December 2016	2,667	
Quarter ending March 2017	3,025	↑
Quarter ending June 2017	3,112	↑
Quarter ending September 2017	3,092	→
Quarter ending December 2017	3,037	↓
Variance since December 2016	13.9%	↑



ACTIVITY

Cumulative percentage of contracted UDA delivered 2017 & 2018



Month	Adjusted Scheduled Activity (UDA)	
	2017	2018
April	-76	-59
May	440	557
June	1,045	1,024
July	1,571	1,813
August	2,174	2,282
September	2,534	2,900
October	2,956	3,615
November	3,696	4,210
December	4,187	4,560
January	4,769	
February	5,459	
March	6,285	
April	6,791	
May	6,793	
June	6,792	

QUALITY

	Quantity	Base Number	Contract	AT	Region	England
% of FP17s for the same patient ID Re-attending within 3 months - Children	6	107	5.6%	10.5%	11.6%	12.0%
% of FP17s for the same patient ID Re-attending within 3 months - Adults	221	1,965	11.2%	16.0%	16.7%	15.9%
% of FP17s for the same patient ID Re-attending between 3 & 9 months - Children	32	107	29.9%	42.9%	47.3%	58.0%
% of FP17s for the same patient ID Re-attending between 3 & 9 months - Adults	355	1,965	18.1%	35.8%	38.3%	50.5%
% of FP17s for Band 1 Urgent Courses	288	1,911	15.1%	10.8%	10.5%	9.0%
% of FP17s Relating to Free Repair or Replacements	22	1,911	1.2%	0.5%	0.6%	0.8%
% of FP17s Relating to Continuations	10	1,911	0.5%	0.7%	0.8%	1.1%
% of Patients satisfied with the dentistry they have received	1	1	N/A	88.9%	89.0%	91.5%
% of Patients satisfied with the time they had to wait for an appointment	1	1	N/A	81.7%	84.2%	87.9%

* This is based on patients treated on this contract for their most recent course of treatment. Figures in italics indicate the base number of FP17s or Patient Questionnaire responses are less than 100. N/A is shown where the base number of responses is less than 10 during the period. % is calculated as Quantity/Base number*100

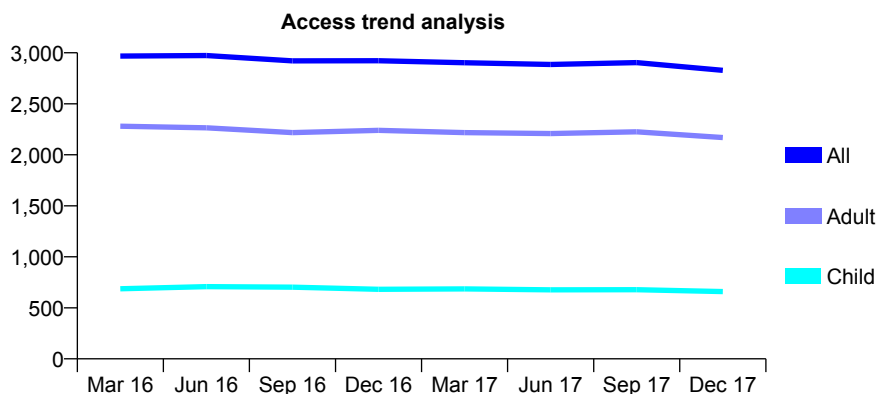
Q61 - Vital Signs At a Glance Contract Report for 105511/0001 - December 2017

Name or company name	Mr CE Ojji & Mr PE Aimiuwu
Contract type name	GDS Contract
Purpose of contract	General
Contract start date	01/04/2010
Contract end date	

17/18 Contracted general activity (UDA)	8,941
Carry forward general activity (UDA)	-179
17/18 Contracted orthodontic activity (UOA)	0
Carry forward orthodontic activity (UOA)	0
Baseline contract value	£297,863.13

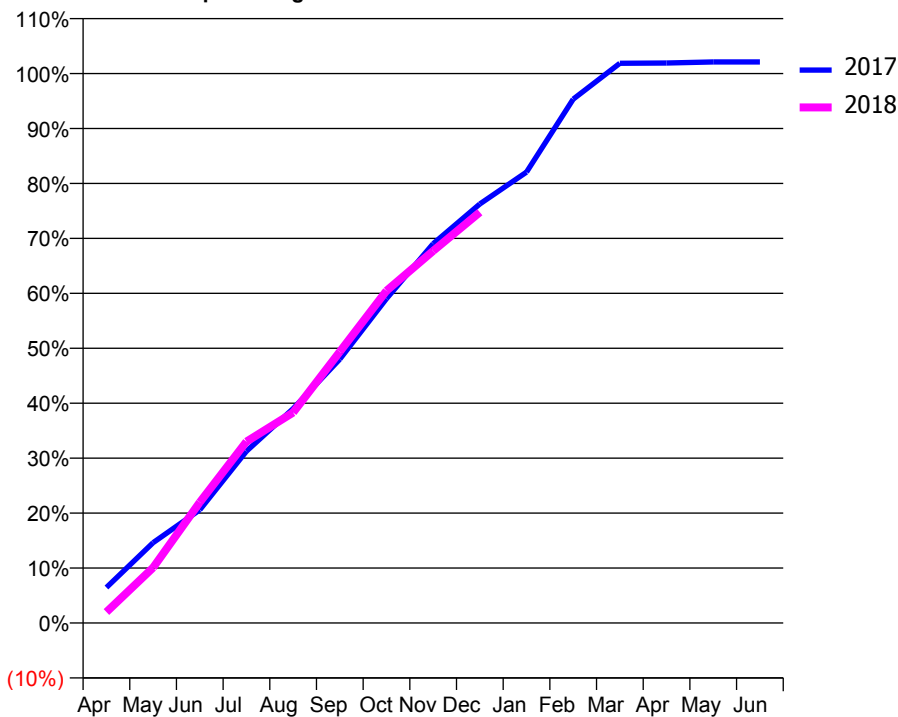
ACCESS*

Patients seen in 24 months	Total	Change since previous quarter
Quarter ending December 2016	2,922	
Quarter ending March 2017	2,902	→
Quarter ending June 2017	2,885	→
Quarter ending September 2017	2,904	→
Quarter ending December 2017	2,828	↓
Variance since December 2016	(3.2%)	↓



ACTIVITY

Cumulative percentage of contracted UDA delivered 2017 & 2018



Month	Adjusted Scheduled Activity (UDA)	
	2017	2018
April	579	179
May	1,308	901
June	1,842	1,964
July	2,796	2,952
August	3,487	3,425
September	4,293	4,415
October	5,277	5,406
November	6,171	6,055
December	6,819	6,683
January	7,336	
February	8,524	
March	9,108	
April	9,111	
May	9,128	
June	9,128	

QUALITY

	Quantity	Base Number	Contract	AT	Region	England
% of FP17s for the same patient ID Re-attending within 3 months - Children	31	484	6.4%	10.5%	11.6%	12.0%
% of FP17s for the same patient ID Re-attending within 3 months - Adults	216	1,534	14.1%	16.0%	16.7%	15.9%
% of FP17s for the same patient ID Re-attending between 3 & 9 months - Children	111	484	22.9%	42.9%	47.3%	58.0%
% of FP17s for the same patient ID Re-attending between 3 & 9 months - Adults	385	1,534	25.1%	35.8%	38.3%	50.5%
% of FP17s for Band 1 Urgent Courses	176	2,009	8.8%	10.8%	10.5%	9.0%
% of FP17s Relating to Free Repair or Replacements	11	2,009	0.5%	0.5%	0.6%	0.8%
% of FP17s Relating to Continuations	29	2,009	1.4%	0.7%	0.8%	1.1%
% of Patients satisfied with the dentistry they have received	1	1	N/A	88.9%	89.0%	91.5%
% of Patients satisfied with the time they had to wait for an appointment	1	1	N/A	81.7%	84.2%	87.9%

* This is based on patients treated on this contract for their most recent course of treatment. Figures in italics indicate the base number of FP17s or Patient Questionnaire responses are less than 100. N/A is shown where the base number of responses is less than 10 during the period. % is calculated as Quantity/Base number*100

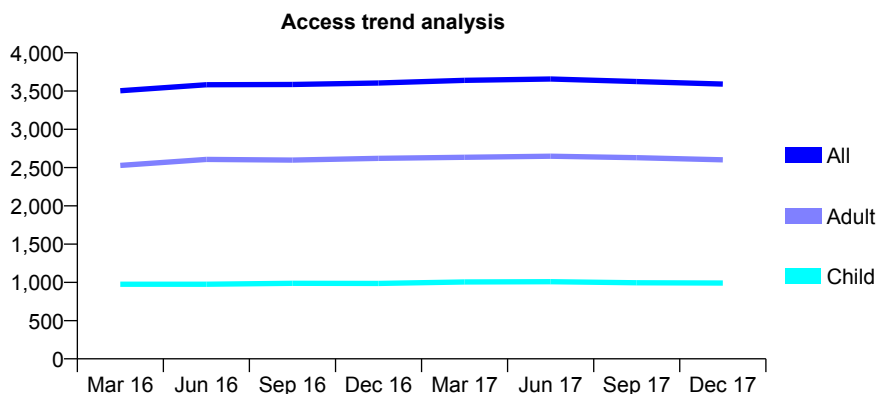
Q61 - Vital Signs At a Glance Contract Report for 105562/0001 - December 2017

Name or company name	Southend Road Dental Surgery Limited
Contract type name	GDS Contract
Purpose of contract	General
Contract start date	01/04/2008
Contract end date	

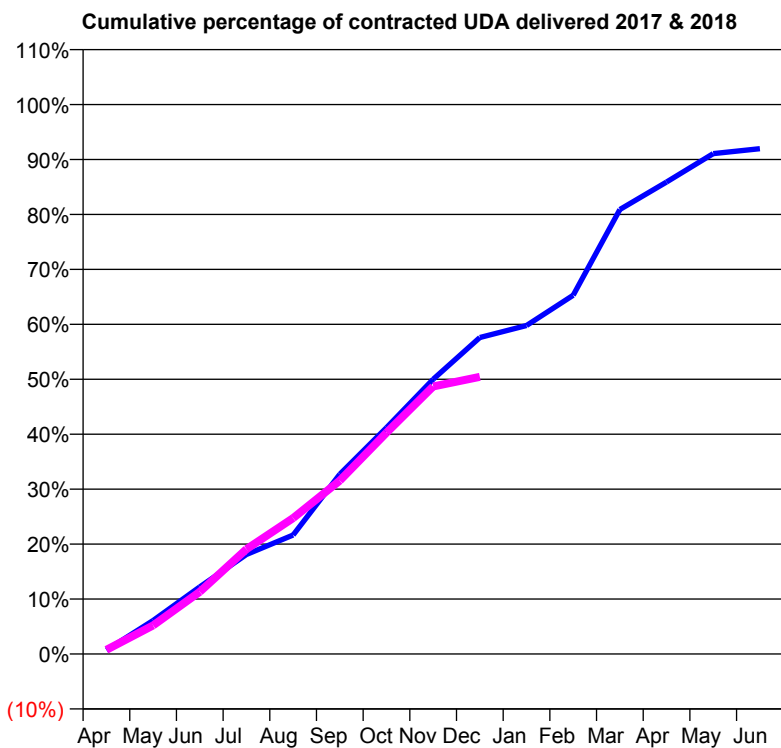
17/18 Contracted general activity (UDA)	13,304
Carry forward general activity (UDA)	0
17/18 Contracted orthodontic activity (UOA)	0
Carry forward orthodontic activity (UOA)	0
Baseline contract value	£407,984.02

ACCESS*

Patients seen in 24 months	Total	Change since previous quarter
Quarter ending December 2016	3,606	
Quarter ending March 2017	3,640	→
Quarter ending June 2017	3,657	→
Quarter ending September 2017	3,624	→
Quarter ending December 2017	3,592	→
Variance since December 2016	(0.4%)	→



ACTIVITY



Month	Adjusted Scheduled Activity (UDA)	
	2017	2018
April	96	103
May	811	691
June	1,624	1,506
July	2,410	2,538
August	2,882	3,290
September	4,354	4,199
October	5,481	5,358
November	6,652	6,479
December	7,663	6,711
January	7,954	
February	8,688	
March	10,763	
April	11,426	
May	12,113	
June	12,233	

QUALITY

	Quantity	Base Number	Contract	AT	Region	England
% of FP17s for the same patient ID Re-attending within 3 months - Children	48	749	6.4%	10.5%	11.6%	12.0%
% of FP17s for the same patient ID Re-attending within 3 months - Adults	264	1,729	15.3%	16.0%	16.7%	15.9%
% of FP17s for the same patient ID Re-attending between 3 & 9 months - Children	254	749	33.9%	42.9%	47.3%	58.0%
% of FP17s for the same patient ID Re-attending between 3 & 9 months - Adults	465	1,729	26.9%	35.8%	38.3%	50.5%
% of FP17s for Band 1 Urgent Courses	264	2,159	12.2%	10.8%	10.5%	9.0%
% of FP17s Relating to Free Repair or Replacements	12	2,159	0.6%	0.5%	0.6%	0.8%
% of FP17s Relating to Continuations	12	2,159	0.6%	0.7%	0.8%	1.1%
% of Patients satisfied with the dentistry they have received	1	1	N/A	88.9%	89.0%	91.5%
% of Patients satisfied with the time they had to wait for an appointment	1	1	N/A	81.7%	84.2%	87.9%

* This is based on patients treated on this contract for their most recent course of treatment. Figures in italics indicate the base number of FP17s or Patient Questionnaire responses are less than 100. N/A is shown where the base number of responses is less than 10 during the period. % is calculated as Quantity/Base number*100

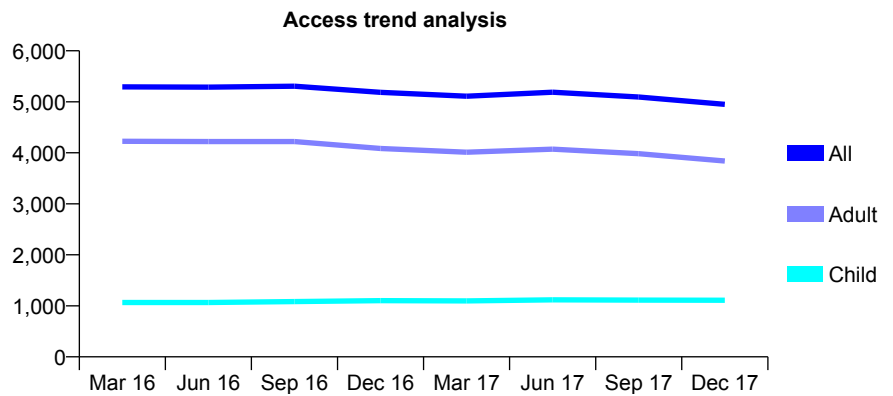
Q61 - Vital Signs At a Glance Contract Report for 105643/0001 - December 2017

Name or company name	E8 Dental Care
Contract type name	GDS Contract
Purpose of contract	General
Contract start date	01/08/2012
Contract end date	

17/18 Contracted general activity (UDA)	14,337
Carry forward general activity (UDA)	-243
17/18 Contracted orthodontic activity (UOA)	0
Carry forward orthodontic activity (UOA)	0
Baseline contract value	£358,548.87

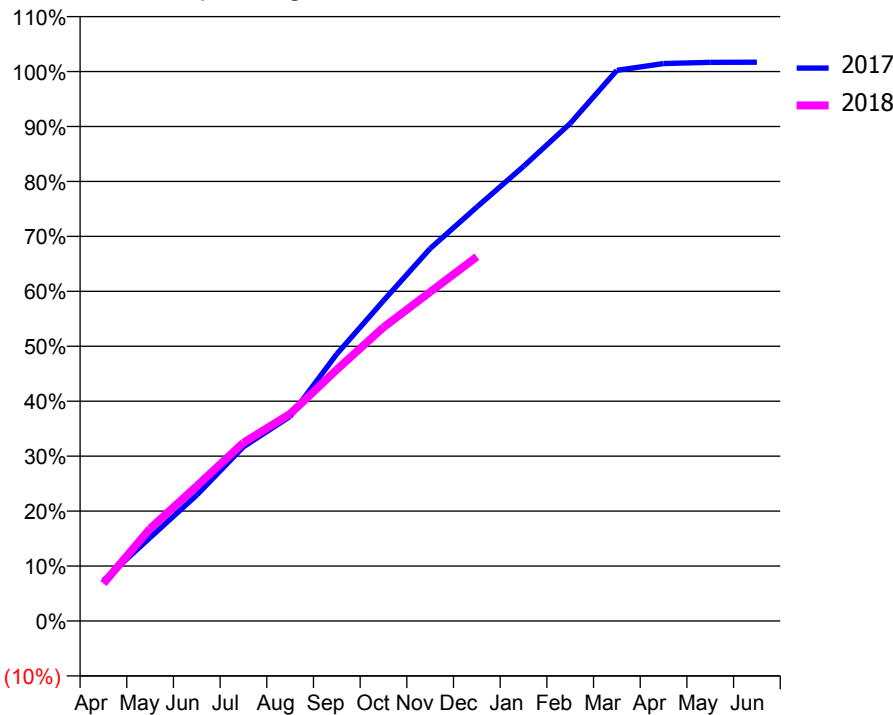
ACCESS*

Patients seen in 24 months	Total	Change since previous quarter
Quarter ending December 2016	5,186	
Quarter ending March 2017	5,110	↓
Quarter ending June 2017	5,188	→
Quarter ending September 2017	5,094	↓
Quarter ending December 2017	4,950	↓
Variance since December 2016	(4.6%)	↓



ACTIVITY

Cumulative percentage of contracted UDA delivered 2017 & 2018



Month	Adjusted Scheduled Activity (UDA)	
	2017	2018
April	1,060	980
May	2,177	2,413
June	3,285	3,522
July	4,547	4,655
August	5,339	5,403
September	6,967	6,560
October	8,358	7,664
November	9,720	8,585
December	10,801	9,505
January	11,863	
February	12,982	
March	14,367	
April	14,545	
May	14,576	
June	14,580	

QUALITY

	Quantity	Base Number	Contract	AT	Region	England
% of FP17s for the same patient ID Re-attending within 3 months - Children	70	842	8.3%	10.5%	11.6%	12.0%
% of FP17s for the same patient ID Re-attending within 3 months - Adults	455	2,714	16.8%	16.0%	16.7%	15.9%
% of FP17s for the same patient ID Re-attending between 3 & 9 months - Children	308	842	36.6%	42.9%	47.3%	58.0%
% of FP17s for the same patient ID Re-attending between 3 & 9 months - Adults	756	2,714	27.9%	35.8%	38.3%	50.5%
% of FP17s for Band 1 Urgent Courses	544	3,466	15.7%	10.8%	10.5%	9.0%
% of FP17s Relating to Free Repair or Replacements	22	3,466	0.6%	0.5%	0.6%	0.8%
% of FP17s Relating to Continuations	12	3,466	0.3%	0.7%	0.8%	1.1%
% of Patients satisfied with the dentistry they have received	0	1	N/A	88.9%	89.0%	91.5%
% of Patients satisfied with the time they had to wait for an appointment	0	1	N/A	81.7%	84.2%	87.9%

* This is based on patients treated on this contract for their most recent course of treatment. Figures in italics indicate the base number of FP17s or Patient Questionnaire responses are less than 100. N/A is shown where the base number of responses is less than 10 during the period. % is calculated as Quantity/Base number*100

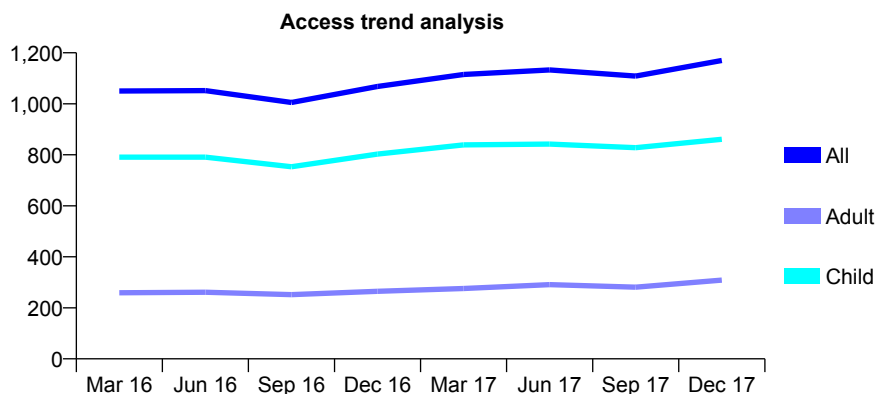
Q61 - Vital Signs At a Glance Contract Report for 105910/0001 - December 2017

Name or company name	Cavendish House Dental Surgery
Contract type name	GDS Contract
Purpose of contract	General
Contract start date	01/08/2007
Contract end date	

17/18 Contracted general activity (UDA)	3,096
Carry forward general activity (UDA)	922
17/18 Contracted orthodontic activity (UOA)	0
Carry forward orthodontic activity (UOA)	0
Baseline contract value	£67,416.25

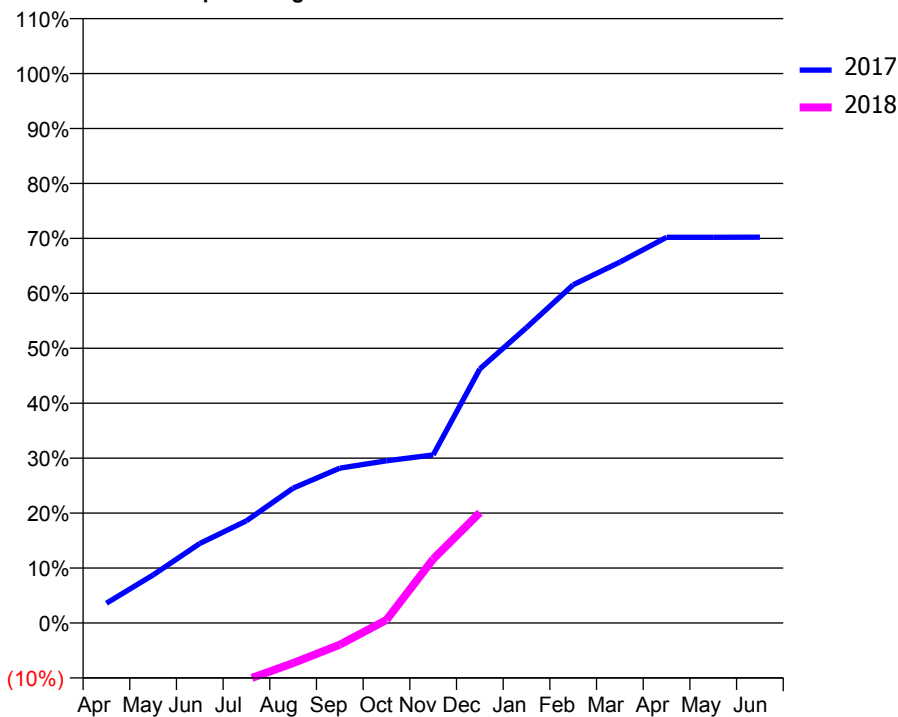
ACCESS*

Patients seen in 24 months	Total	Change since previous quarter
Quarter ending December 2016	1,068	
Quarter ending March 2017	1,115	↑
Quarter ending June 2017	1,133	→
Quarter ending September 2017	1,109	↓
Quarter ending December 2017	1,170	↑
Variance since December 2016	9.6%	↑



ACTIVITY

Cumulative percentage of contracted UDA delivered 2017 & 2018



Month	Adjusted Scheduled Activity (UDA)	
	2017	2018
April	112	-810
May	271	-553
June	448	-408
July	576	-321
August	760	-227
September	873	-123
October	914	18
November	947	360
December	1,432	622
January	1,664	
February	1,905	
March	2,034	
April	2,173	
May	2,173	
June	2,174	

QUALITY

	Quantity	Base Number	Contract	AT	Region	England
% of FP17s for the same patient ID Re-attending within 3 months - Children	51	839	6.1%	10.5%	11.6%	12.0%
% of FP17s for the same patient ID Re-attending within 3 months - Adults	35	211	16.6%	16.0%	16.7%	15.9%
% of FP17s for the same patient ID Re-attending between 3 & 9 months - Children	402	839	47.9%	42.9%	47.3%	58.0%
% of FP17s for the same patient ID Re-attending between 3 & 9 months - Adults	76	211	36.0%	35.8%	38.3%	50.5%
% of FP17s for Band 1 Urgent Courses	41	942	4.4%	10.8%	10.5%	9.0%
% of FP17s Relating to Free Repair or Replacements	0	942	0.0%	0.5%	0.6%	0.8%
% of FP17s Relating to Continuations	0	942	0.0%	0.7%	0.8%	1.1%
% of Patients satisfied with the dentistry they have received	0	1	N/A	88.9%	89.0%	91.5%
% of Patients satisfied with the time they had to wait for an appointment	1	1	N/A	81.7%	84.2%	87.9%

* This is based on patients treated on this contract for their most recent course of treatment. Figures in italics indicate the base number of FP17s or Patient Questionnaire responses are less than 100. N/A is shown where the base number of responses is less than 10 during the period. % is calculated as Quantity/Base number*100

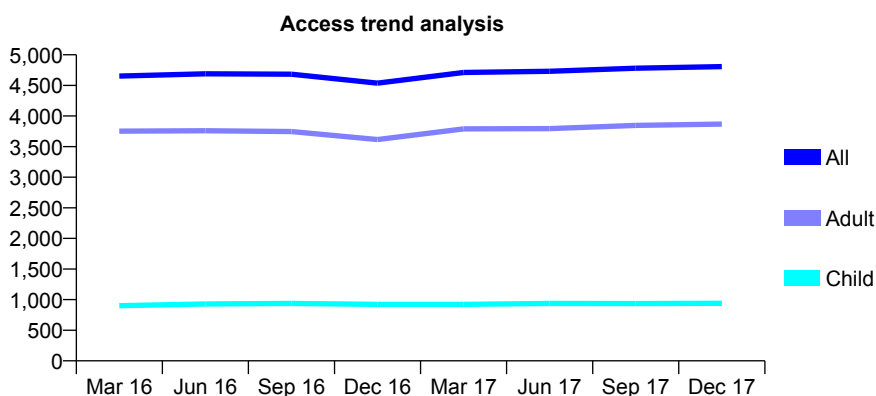
Q61 - Vital Signs At a Glance Contract Report for 106143/0001 - December 2017

Name or company name	M & D Healthcare LTD
Contract type name	GDS Contract
Purpose of contract	General
Contract start date	01/04/2010
Contract end date	

17/18 Contracted general activity (UDA)	11,000
Carry forward general activity (UDA)	0
17/18 Contracted orthodontic activity (UOA)	0
Carry forward orthodontic activity (UOA)	0
Baseline contract value	£439,378.35

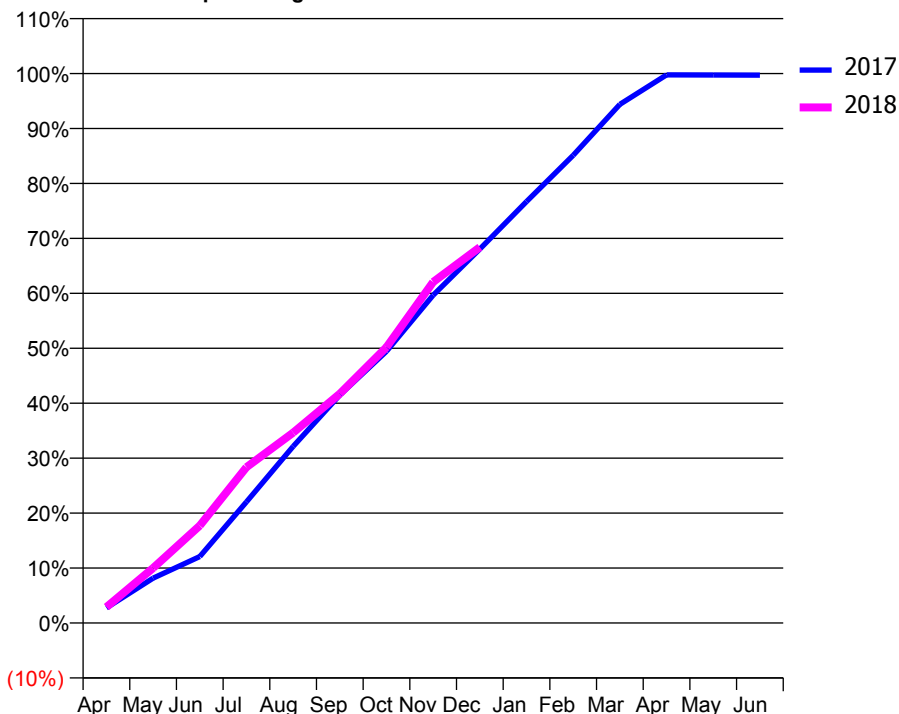
ACCESS*

Patients seen in 24 months	Total	Change since previous quarter
Quarter ending December 2016	4,538	
Quarter ending March 2017	4,712	↑
Quarter ending June 2017	4,731	→
Quarter ending September 2017	4,782	→
Quarter ending December 2017	4,807	→
Variance since December 2016	5.9%	↑



ACTIVITY

Cumulative percentage of contracted UDA delivered 2017 & 2018



Month	Adjusted Scheduled Activity (UDA)	
	2017	2018
April	303	319
May	898	1,101
June	1,329	1,951
July	2,426	3,119
August	3,537	3,811
September	4,562	4,590
October	5,438	5,522
November	6,562	6,827
December	7,485	7,524
January	8,437	
February	9,362	
March	10,383	
April	10,973	
May	10,970	
June	10,966	

QUALITY

	Quantity	Base Number	Contract	AT	Region	England
% of FP17s for the same patient ID Re-attending within 3 months - Children	70	844	8.3%	10.5%	11.6%	12.0%
% of FP17s for the same patient ID Re-attending within 3 months - Adults	407	2,838	14.3%	16.0%	16.7%	15.9%
% of FP17s for the same patient ID Re-attending between 3 & 9 months - Children	353	844	41.8%	42.9%	47.3%	58.0%
% of FP17s for the same patient ID Re-attending between 3 & 9 months - Adults	792	2,838	27.9%	35.8%	38.3%	50.5%
% of FP17s for Band 1 Urgent Courses	518	3,003	17.2%	10.8%	10.5%	9.0%
% of FP17s Relating to Free Repair or Replacements	13	3,003	0.4%	0.5%	0.6%	0.8%
% of FP17s Relating to Continuations	7	3,003	0.2%	0.7%	0.8%	1.1%
% of Patients satisfied with the dentistry they have received	1	1	N/A	88.9%	89.0%	91.5%
% of Patients satisfied with the time they had to wait for an appointment	0	1	N/A	81.7%	84.2%	87.9%

* This is based on patients treated on this contract for their most recent course of treatment. Figures in italics indicate the base number of FP17s or Patient Questionnaire responses are less than 100. N/A is shown where the base number of responses is less than 10 during the period. % is calculated as Quantity/Base number*100

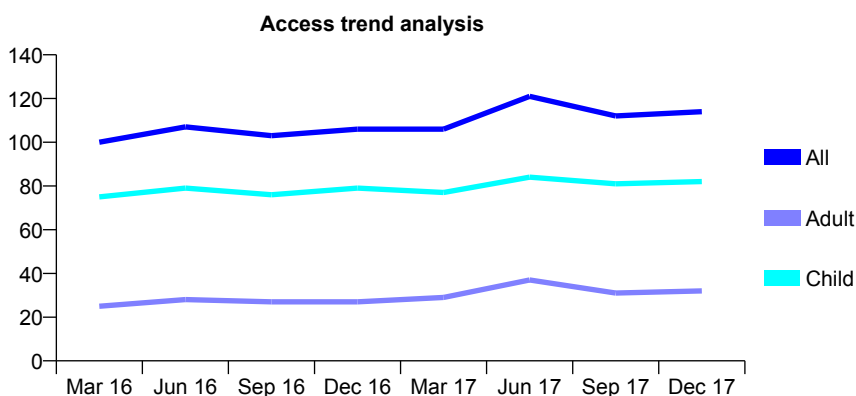
Q61 - Vital Signs At a Glance Contract Report for 107042/0002 - December 2017

Name or company name	Sudhir Thakerar & Partners
Contract type name	GDS Contract
Purpose of contract	General
Contract start date	01/08/2014
Contract end date	

17/18 Contracted general activity (UDA)	245
Carry forward general activity (UDA)	-5
17/18 Contracted orthodontic activity (UOA)	0
Carry forward orthodontic activity (UOA)	0
Baseline contract value	£7,974.69

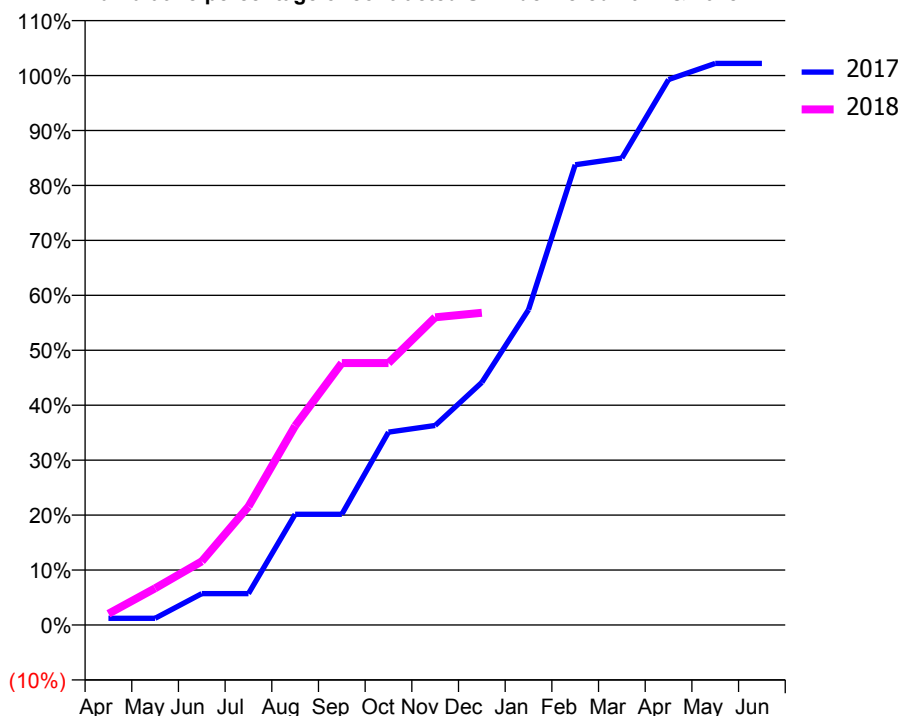
ACCESS*

Patients seen in 24 months	Total	Change since previous quarter
Quarter ending December 2016	106	
Quarter ending March 2017	106	→
Quarter ending June 2017	121	↑
Quarter ending September 2017	112	↓
Quarter ending December 2017	114	→
Variance since December 2016	7.5%	↑



ACTIVITY

Cumulative percentage of contracted UDA delivered 2017 & 2018



Month	Adjusted Scheduled Activity (UDA)	
	2017	2018
April	3	5
May	3	16
June	14	28
July	14	53
August	49	89
September	49	117
October	86	117
November	89	137
December	108	139
January	141	
February	205	
March	208	
April	243	
May	250	
June	250	

QUALITY

	Quantity	Base Number	Contract	AT	Region	England
% of FP17s for the same patient ID Re-attending within 3 months - Children	3	78	3.8%	10.5%	11.6%	12.0%
% of FP17s for the same patient ID Re-attending within 3 months - Adults	5	22	22.7%	16.0%	16.7%	15.9%
% of FP17s for the same patient ID Re-attending between 3 & 9 months - Children	33	78	42.3%	42.9%	47.3%	58.0%
% of FP17s for the same patient ID Re-attending between 3 & 9 months - Adults	9	22	40.9%	35.8%	38.3%	50.5%
% of FP17s for Band 1 Urgent Courses	6	71	8.5%	10.8%	10.5%	9.0%
% of FP17s Relating to Free Repair or Replacements	0	71	0.0%	0.5%	0.6%	0.8%
% of FP17s Relating to Continuations	0	71	0.0%	0.7%	0.8%	1.1%
% of Patients satisfied with the dentistry they have received	0	0	N/A	88.9%	89.0%	91.5%
% of Patients satisfied with the time they had to wait for an appointment	0	0	N/A	81.7%	84.2%	87.9%

* This is based on patients treated on this contract for their most recent course of treatment. Figures in italics indicate the base number of FP17s or Patient Questionnaire responses are less than 100. N/A is shown where the base number of responses is less than 10 during the period. % is calculated as Quantity/Base number*100

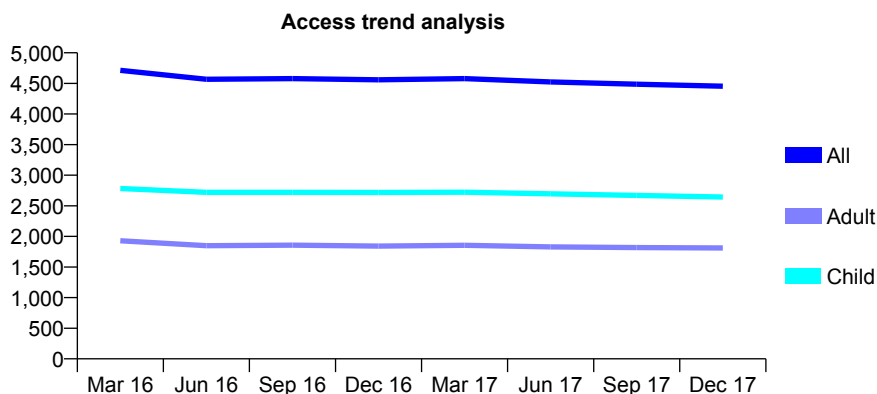
Q61 - Vital Signs At a Glance Contract Report for 109061/0001 - December 2017

Name or company name	Davidoff Dental Practice
Contract type name	GDS Contract
Purpose of contract	General and Orthodontic
Contract start date	23/11/2012
Contract end date	

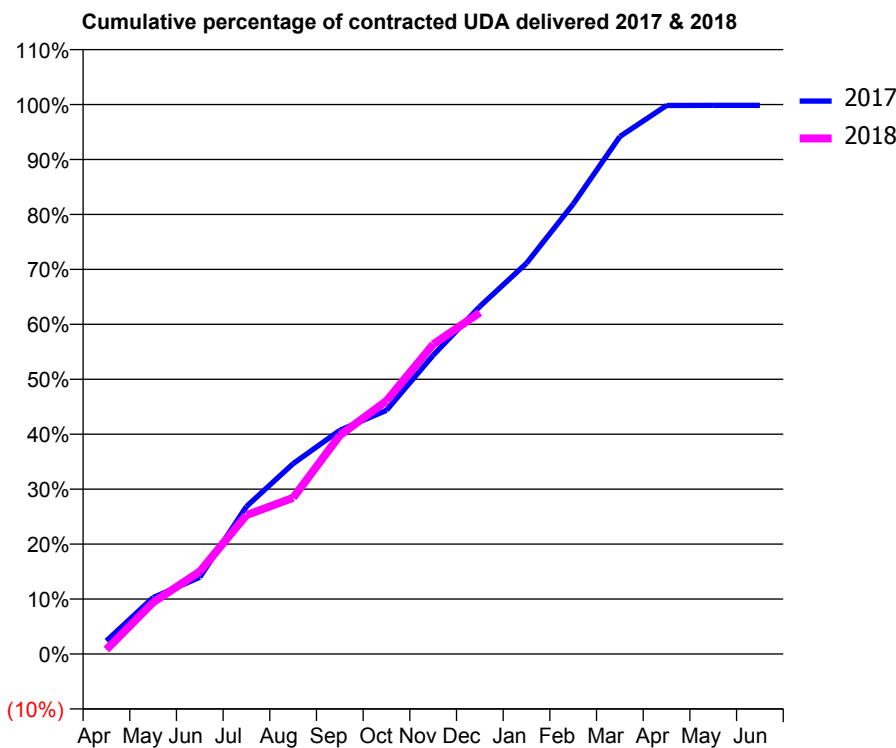
17/18 Contracted general activity (UDA)	14,478
Carry forward general activity (UDA)	23
17/18 Contracted orthodontic activity (UOA)	1,420
Carry forward orthodontic activity (UOA)	-28
Baseline contract value	£519,903.03

ACCESS*

Patients seen in 24 months	Total	Change since previous quarter
Quarter ending December 2016	4,559	
Quarter ending March 2017	4,578	→
Quarter ending June 2017	4,525	↓
Quarter ending September 2017	4,488	→
Quarter ending December 2017	4,455	→
Variance since December 2016	(2.3%)	↓



ACTIVITY



Month	Adjusted Scheduled Activity (UDA)	
	2017	2018
April	347	118
May	1,487	1,361
June	2,021	2,172
July	3,886	3,658
August	5,014	4,117
September	5,894	5,760
October	6,421	6,670
November	7,873	8,161
December	9,159	8,995
January	10,294	
February	11,856	
March	13,633	
April	14,451	
May	14,455	
June	14,455	

QUALITY

	Quantity	Base Number	Contract	AT	Region	England
% of FP17s for the same patient ID Re-attending within 3 months - Children	442	3,054	14.5%	10.5%	11.6%	12.0%
% of FP17s for the same patient ID Re-attending within 3 months - Adults	329	1,772	18.6%	16.0%	16.7%	15.9%
% of FP17s for the same patient ID Re-attending between 3 & 9 months - Children	1,525	3,054	49.9%	42.9%	47.3%	58.0%
% of FP17s for the same patient ID Re-attending between 3 & 9 months - Adults	915	1,772	51.6%	35.8%	38.3%	50.5%
% of FP17s for Band 1 Urgent Courses	647	4,262	15.2%	10.8%	10.5%	9.0%
% of FP17s Relating to Free Repair or Replacements	0	4,262	0.0%	0.5%	0.6%	0.8%
% of FP17s Relating to Continuations	2	4,262	0.0%	0.7%	0.8%	1.1%
% of Patients satisfied with the dentistry they have received	3	4	N/A	88.9%	89.0%	91.5%
% of Patients satisfied with the time they had to wait for an appointment	2	4	N/A	81.7%	84.2%	87.9%

* This is based on patients treated on this contract for their most recent course of treatment. Figures in italics indicate the base number of FP17s or Patient Questionnaire responses are less than 100. N/A is shown where the base number of responses is less than 10 during the period. % is calculated as Quantity/Base number*100

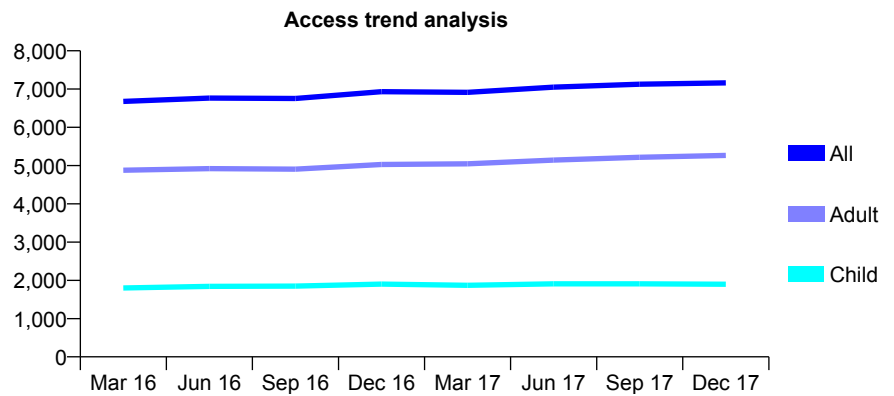
Q61 - Vital Signs At a Glance Contract Report for 109665/0001 - December 2017

Name or company name	Woodford Dental Care
Contract type name	Pilot Contract
Purpose of contract	General and Orthodontic
Contract start date	01/11/2006
Contract end date	

17/18 Contracted general activity (UDA)	15,510
Carry forward general activity (UDA)	0
17/18 Contracted orthodontic activity (UOA)	215
Carry forward orthodontic activity (UOA)	0
Baseline contract value	£536,795.70

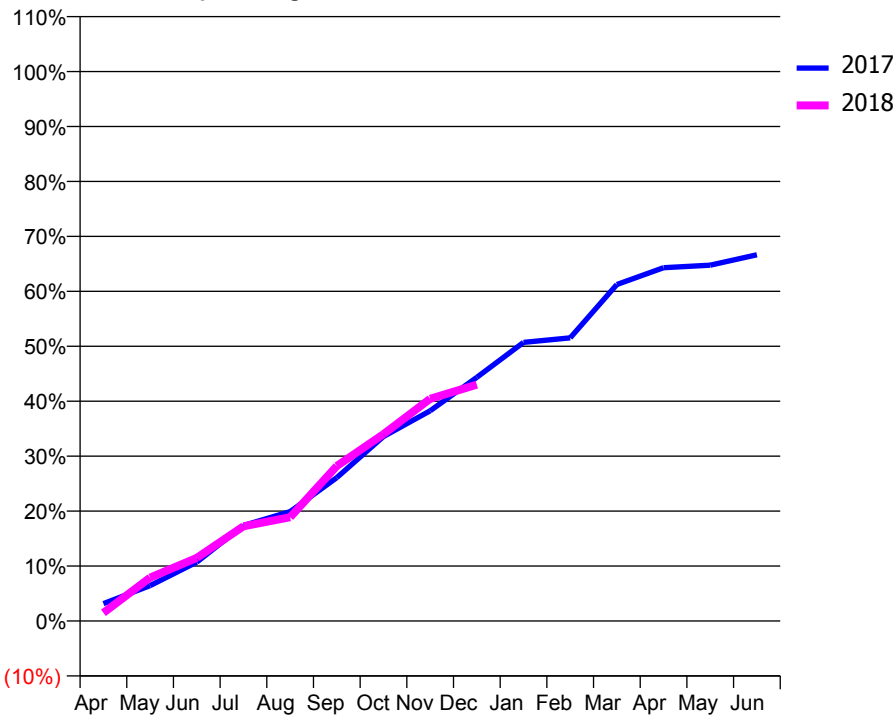
ACCESS*

Patients seen in 24 months	Total	Change since previous quarter
Quarter ending December 2016	6,932	
Quarter ending March 2017	6,915	→
Quarter ending June 2017	7,051	→
Quarter ending September 2017	7,126	→
Quarter ending December 2017	7,163	→
Variance since December 2016	3.3%	↑



ACTIVITY

Cumulative percentage of contracted UDA delivered 2017 & 2018



Month	Adjusted Scheduled Activity (UDA)	
	2017	2018
April	490	230
May	999	1,225
June	1,663	1,784
July	2,697	2,674
August	3,089	2,931
September	4,048	4,376
October	5,206	5,273
November	5,933	6,274
December	6,880	6,672
January	7,864	
February	7,993	
March	9,498	
April	9,972	
May	10,045	
June	10,337	

QUALITY

	Quantity	Base Number	Contract	AT	Region	England
% of FP17s for the same patient ID Re-attending within 3 months - Children	122	1,737	7.0%	10.5%	11.6%	12.0%
% of FP17s for the same patient ID Re-attending within 3 months - Adults	479	3,802	12.6%	16.0%	16.7%	15.9%
% of FP17s for the same patient ID Re-attending between 3 & 9 months - Children	787	1,737	45.3%	42.9%	47.3%	58.0%
% of FP17s for the same patient ID Re-attending between 3 & 9 months - Adults	856	3,802	22.5%	35.8%	38.3%	50.5%
% of FP17s for Band 1 Urgent Courses	604	4,352	13.9%	10.8%	10.5%	9.0%
% of FP17s Relating to Free Repair or Replacements	3	4,352	0.1%	0.5%	0.6%	0.8%
% of FP17s Relating to Continuations	1	4,352	0.0%	0.7%	0.8%	1.1%
% of Patients satisfied with the dentistry they have received	2	2	N/A	88.9%	89.0%	91.5%
% of Patients satisfied with the time they had to wait for an appointment	1	2	N/A	81.7%	84.2%	87.9%

* This is based on patients treated on this contract for their most recent course of treatment. Figures in italics indicate the base number of FP17s or Patient Questionnaire responses are less than 100. N/A is shown where the base number of responses is less than 10 during the period. % is calculated as Quantity/Base number*100

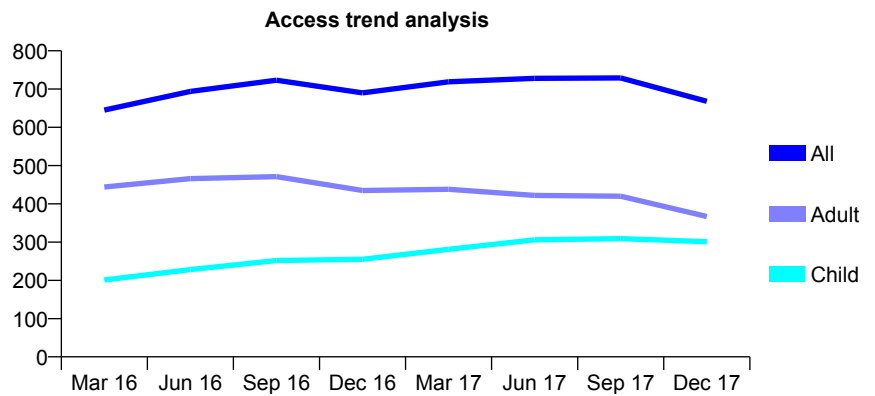
Q61 - Vital Signs At a Glance Contract Report for 109959/0001 - December 2017

Name or company name	Mr Ilja Sapiro
Contract type name	GDS Contract
Purpose of contract	General
Contract start date	01/01/2012
Contract end date	

17/18 Contracted general activity (UDA)	1,272
Carry forward general activity (UDA)	2
17/18 Contracted orthodontic activity (UOA)	0
Carry forward orthodontic activity (UOA)	0
Baseline contract value	£35,785.27

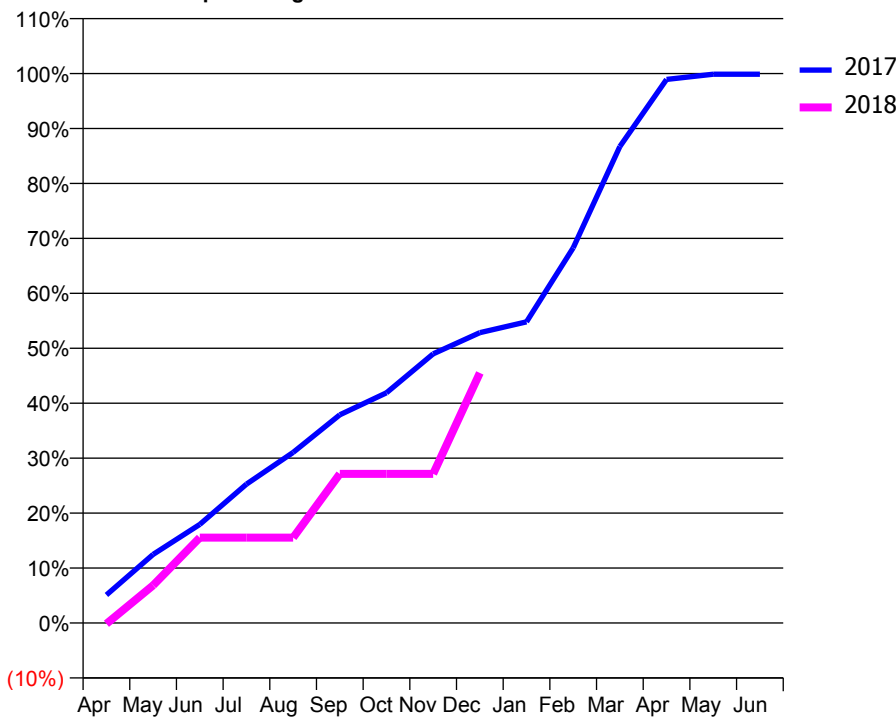
ACCESS*

Patients seen in 24 months	Total	Change since previous quarter
Quarter ending December 2016	690	
Quarter ending March 2017	719	↑
Quarter ending June 2017	728	→
Quarter ending September 2017	729	→
Quarter ending December 2017	668	↓
Variance since December 2016	(3.2%)	↓



ACTIVITY

Cumulative percentage of contracted UDA delivered 2017 & 2018



Month	Adjusted Scheduled Activity (UDA)	
	2017	2018
April	65	-2
May	159	87
June	228	198
July	321	198
August	395	198
September	482	345
October	533	345
November	623	345
December	672	579
January	697	
February	869	
March	1,103	
April	1,258	
May	1,270	
June	1,270	

QUALITY

	Quantity	Base Number	Contract	AT	Region	England
% of FP17s for the same patient ID Re-attending within 3 months - Children	11	254	4.3%	10.5%	11.6%	12.0%
% of FP17s for the same patient ID Re-attending within 3 months - Adults	3	150	2.0%	16.0%	16.7%	15.9%
% of FP17s for the same patient ID Re-attending between 3 & 9 months - Children	123	254	48.4%	42.9%	47.3%	58.0%
% of FP17s for the same patient ID Re-attending between 3 & 9 months - Adults	41	150	27.3%	35.8%	38.3%	50.5%
% of FP17s for Band 1 Urgent Courses	14	358	3.9%	10.8%	10.5%	9.0%
% of FP17s Relating to Free Repair or Replacements	0	358	0.0%	0.5%	0.6%	0.8%
% of FP17s Relating to Continuations	0	358	0.0%	0.7%	0.8%	1.1%
% of Patients satisfied with the dentistry they have received	0	0	N/A	88.9%	89.0%	91.5%
% of Patients satisfied with the time they had to wait for an appointment	0	0	N/A	81.7%	84.2%	87.9%

* This is based on patients treated on this contract for their most recent course of treatment. Figures in italics indicate the base number of FP17s or Patient Questionnaire responses are less than 100. N/A is shown where the base number of responses is less than 10 during the period. % is calculated as Quantity/Base number*100

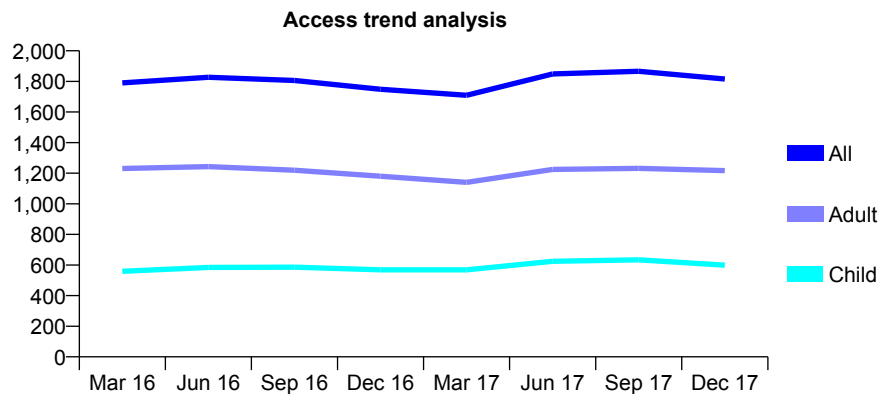
Q61 - Vital Signs At a Glance Contract Report for 110043/0001 - December 2017

Name or company name	Care Dental Practice
Contract type name	GDS Contract
Purpose of contract	General
Contract start date	01/10/2007
Contract end date	

17/18 Contracted general activity (UDA)	5,915
Carry forward general activity (UDA)	0
17/18 Contracted orthodontic activity (UOA)	0
Carry forward orthodontic activity (UOA)	0
Baseline contract value	£188,204.46

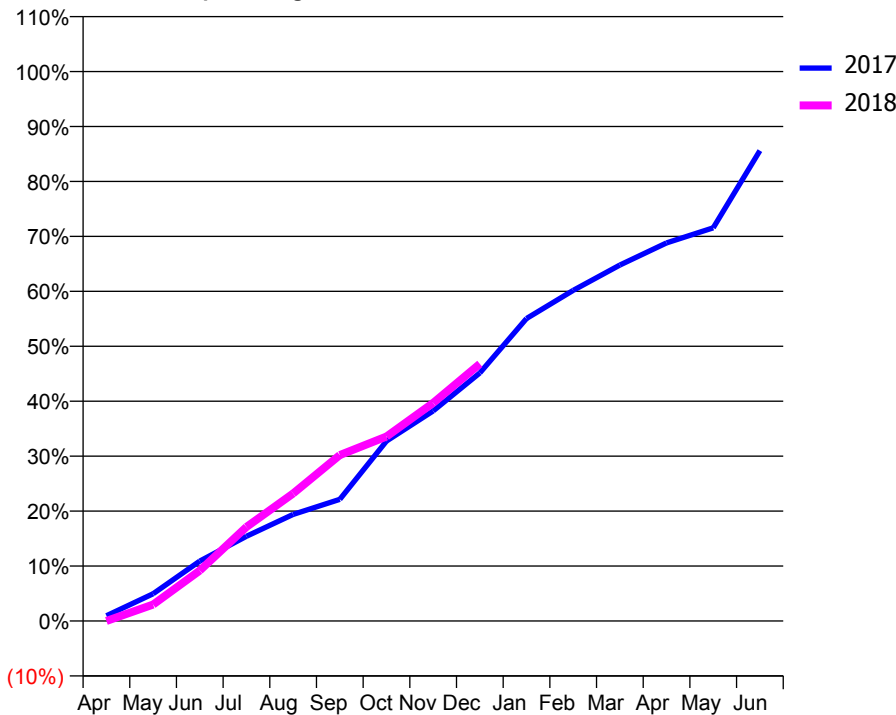
ACCESS*

Patients seen in 24 months	Total	Change since previous quarter
Quarter ending December 2016	1,749	
Quarter ending March 2017	1,709	↓
Quarter ending June 2017	1,849	↑
Quarter ending September 2017	1,866	→
Quarter ending December 2017	1,816	↓
Variance since December 2016	3.8%	↑



ACTIVITY

Cumulative percentage of contracted UDA delivered 2017 & 2018



Month	Adjusted Scheduled Activity (UDA)	
	2017	2018
April	57	0
May	294	177
June	645	544
July	912	1,013
August	1,148	1,374
September	1,310	1,787
October	1,938	1,986
November	2,261	2,348
December	2,671	2,768
January	3,256	
February	3,559	
March	3,832	
April	4,071	
May	4,232	
June	5,063	

QUALITY

	Quantity	Base Number	Contract	AT	Region	England
% of FP17s for the same patient ID Re-attending within 3 months - Children	35	436	8.0%	10.5%	11.6%	12.0%
% of FP17s for the same patient ID Re-attending within 3 months - Adults	198	1,020	19.4%	16.0%	16.7%	15.9%
% of FP17s for the same patient ID Re-attending between 3 & 9 months - Children	73	436	16.7%	42.9%	47.3%	58.0%
% of FP17s for the same patient ID Re-attending between 3 & 9 months - Adults	195	1,020	19.1%	35.8%	38.3%	50.5%
% of FP17s for Band 1 Urgent Courses	179	1,056	17.0%	10.8%	10.5%	9.0%
% of FP17s Relating to Free Repair or Replacements	4	1,056	0.4%	0.5%	0.6%	0.8%
% of FP17s Relating to Continuations	2	1,056	0.2%	0.7%	0.8%	1.1%
% of Patients satisfied with the dentistry they have received	0	0	N/A	88.9%	89.0%	91.5%
% of Patients satisfied with the time they had to wait for an appointment	0	0	N/A	81.7%	84.2%	87.9%

* This is based on patients treated on this contract for their most recent course of treatment. Figures in italics indicate the base number of FP17s or Patient Questionnaire responses are less than 100. N/A is shown where the base number of responses is less than 10 during the period. % is calculated as Quantity/Base number*100

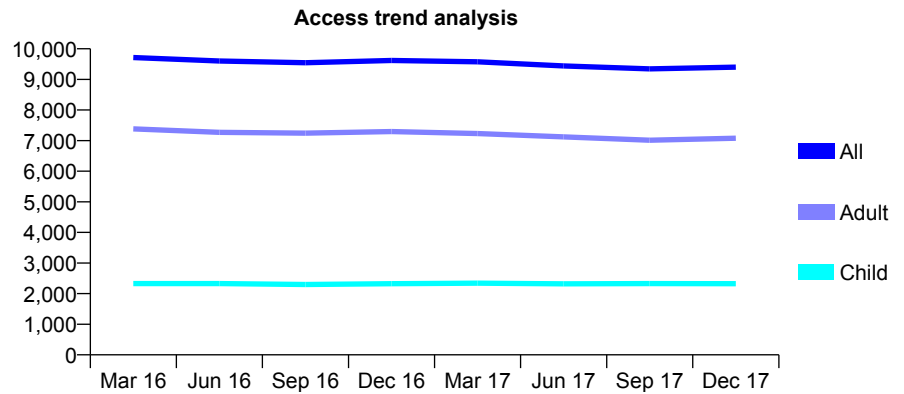
Q61 - Vital Signs At a Glance Contract Report for 110167/0001 - December 2017

Name or company name	Mr K Esmail and M K Velji
Contract type name	GDS Contract
Purpose of contract	General
Contract start date	01/05/2013
Contract end date	

17/18 Contracted general activity (UDA)	26,714
Carry forward general activity (UDA)	35
17/18 Contracted orthodontic activity (UOA)	0
Carry forward orthodontic activity (UOA)	0
Baseline contract value	£716,003.18

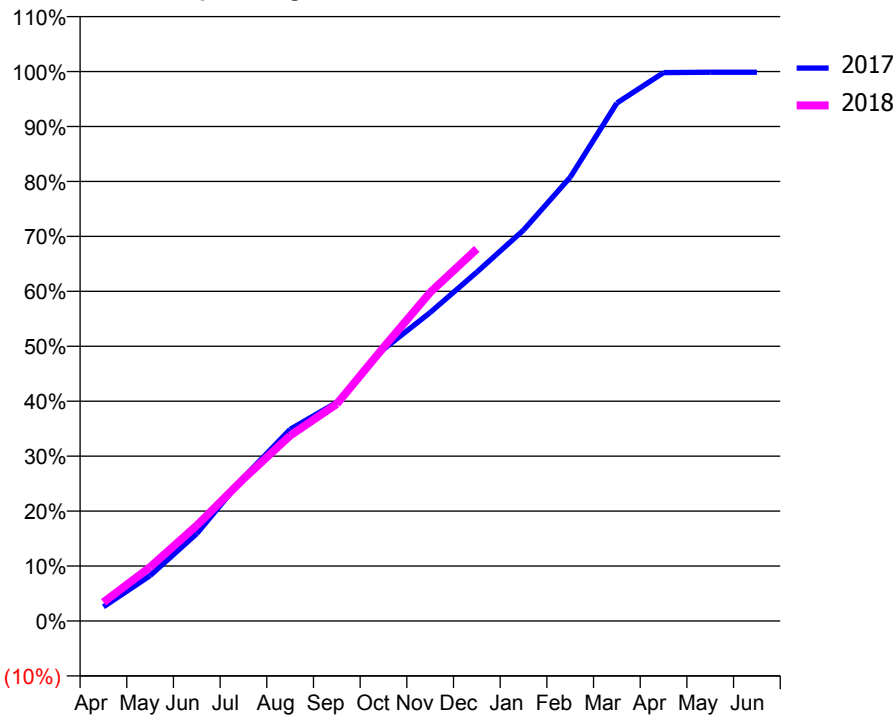
ACCESS*

Patients seen in 24 months	Total	Change since previous quarter
Quarter ending December 2016	9,620	
Quarter ending March 2017	9,573	→
Quarter ending June 2017	9,440	↓
Quarter ending September 2017	9,344	↓
Quarter ending December 2017	9,403	→
Variance since December 2016	(2.3%)	↓



ACTIVITY

Cumulative percentage of contracted UDA delivered 2017 & 2018



Month	Adjusted Scheduled Activity (UDA)	
	2017	2018
April	694	913
May	2,205	2,625
June	4,251	4,642
July	6,969	6,910
August	9,320	9,011
September	10,628	10,553
October	13,208	13,300
November	14,997	15,978
December	16,963	18,088
January	19,003	
February	21,572	
March	25,184	
April	26,659	
May	26,679	
June	26,679	

QUALITY

	Quantity	Base Number	Contract	AT	Region	England
% of FP17s for the same patient ID Re-attending within 3 months - Children	154	1,985	7.8%	10.5%	11.6%	12.0%
% of FP17s for the same patient ID Re-attending within 3 months - Adults	968	5,791	16.7%	16.0%	16.7%	15.9%
% of FP17s for the same patient ID Re-attending between 3 & 9 months - Children	806	1,985	40.6%	42.9%	47.3%	58.0%
% of FP17s for the same patient ID Re-attending between 3 & 9 months - Adults	2,093	5,791	36.1%	35.8%	38.3%	50.5%
% of FP17s for Band 1 Urgent Courses	973	7,200	13.5%	10.8%	10.5%	9.0%
% of FP17s Relating to Free Repair or Replacements	26	7,200	0.4%	0.5%	0.6%	0.8%
% of FP17s Relating to Continuations	89	7,200	1.2%	0.7%	0.8%	1.1%
% of Patients satisfied with the dentistry they have received	14	14	100.0%	88.9%	89.0%	91.5%
% of Patients satisfied with the time they had to wait for an appointment	13	14	92.9%	81.7%	84.2%	87.9%

* This is based on patients treated on this contract for their most recent course of treatment. Figures in italics indicate the base number of FP17s or Patient Questionnaire responses are less than 100. N/A is shown where the base number of responses is less than 10 during the period. % is calculated as Quantity/Base number*100

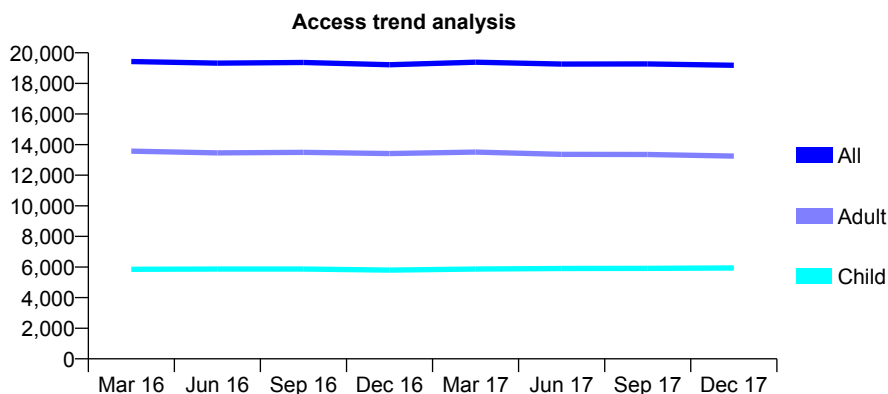
Q61 - Vital Signs At a Glance Contract Report for 110167/0002 - December 2017

Name or company name	Mr K Esmail and M K Velji
Contract type name	GDS Contract
Purpose of contract	General
Contract start date	01/05/2013
Contract end date	

17/18 Contracted general activity (UDA)	53,705
Carry forward general activity (UDA)	-150
17/18 Contracted orthodontic activity (UOA)	0
Carry forward orthodontic activity (UOA)	0
Baseline contract value	£1,466,017.77

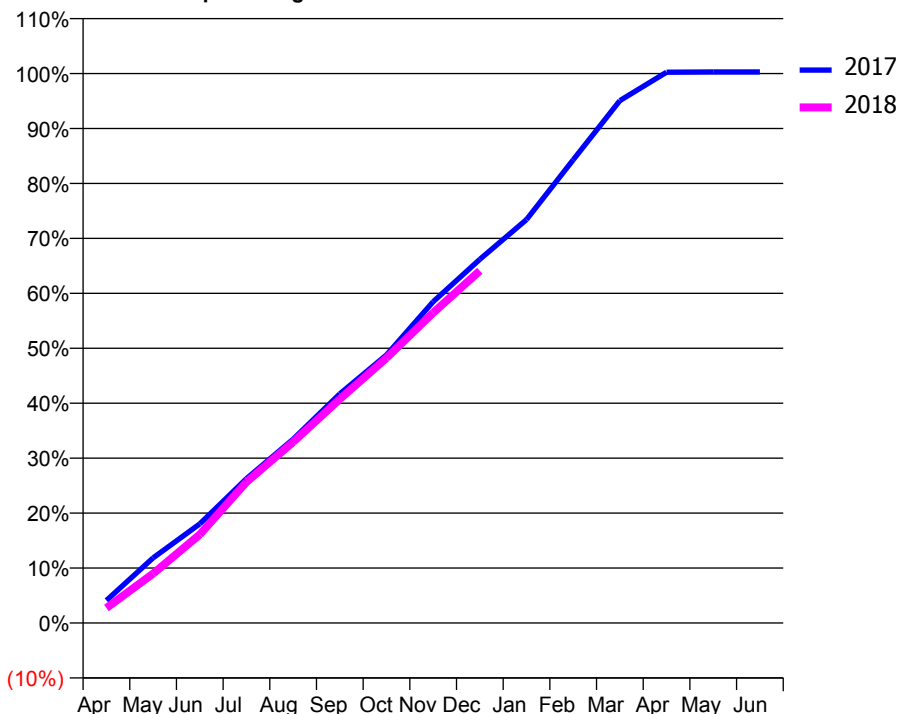
ACCESS*

Patients seen in 24 months	Total	Change since previous quarter
Quarter ending December 2016	19,217	
Quarter ending March 2017	19,387	→
Quarter ending June 2017	19,265	→
Quarter ending September 2017	19,270	→
Quarter ending December 2017	19,187	→
Variance since December 2016	(0.2%)	→



ACTIVITY

Cumulative percentage of contracted UDA delivered 2017 & 2018



Month	Adjusted Scheduled Activity (UDA)	
	2017	2018
April	2,207	1,468
May	6,361	4,834
June	9,689	8,651
July	14,102	13,778
August	17,966	17,688
September	22,401	21,893
October	26,202	25,901
November	31,403	30,314
December	35,544	34,429
January	39,431	
February	45,264	
March	51,056	
April	53,835	
May	53,852	
June	53,855	

QUALITY

	Quantity	Base Number	Contract	AT	Region	England
% of FP17s for the same patient ID Re-attending within 3 months - Children	404	4,562	8.9%	10.5%	11.6%	12.0%
% of FP17s for the same patient ID Re-attending within 3 months - Adults	1,546	9,417	16.4%	16.0%	16.7%	15.9%
% of FP17s for the same patient ID Re-attending between 3 & 9 months - Children	1,286	4,562	28.2%	42.9%	47.3%	58.0%
% of FP17s for the same patient ID Re-attending between 3 & 9 months - Adults	2,593	9,417	27.5%	35.8%	38.3%	50.5%
% of FP17s for Band 1 Urgent Courses	2,162	13,161	16.4%	10.8%	10.5%	9.0%
% of FP17s Relating to Free Repair or Replacements	46	13,161	0.3%	0.5%	0.6%	0.8%
% of FP17s Relating to Continuations	108	13,161	0.8%	0.7%	0.8%	1.1%
% of Patients satisfied with the dentistry they have received	8	8	N/A	88.9%	89.0%	91.5%
% of Patients satisfied with the time they had to wait for an appointment	8	8	N/A	81.7%	84.2%	87.9%

* This is based on patients treated on this contract for their most recent course of treatment. Figures in italics indicate the base number of FP17s or Patient Questionnaire responses are less than 100. N/A is shown where the base number of responses is less than 10 during the period. % is calculated as Quantity/Base number*100

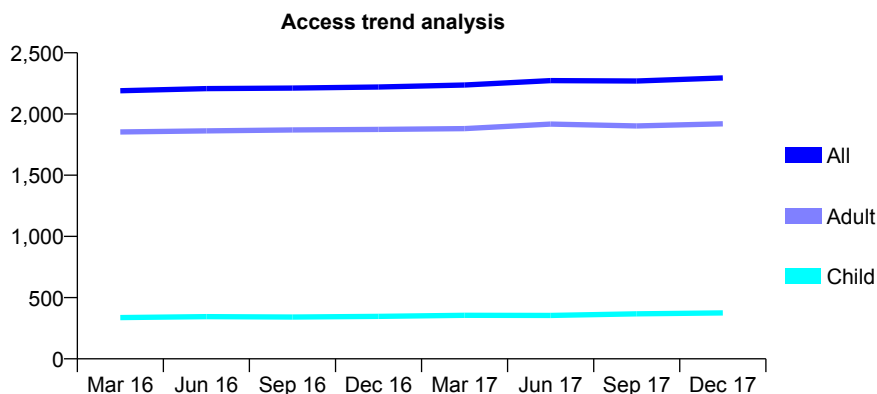
Q61 - Vital Signs At a Glance Contract Report for 110175/0001 - December 2017

Name or company name	Dr N Radia and Dr K Rughani
Contract type name	GDS Contract
Purpose of contract	General
Contract start date	03/12/2012
Contract end date	

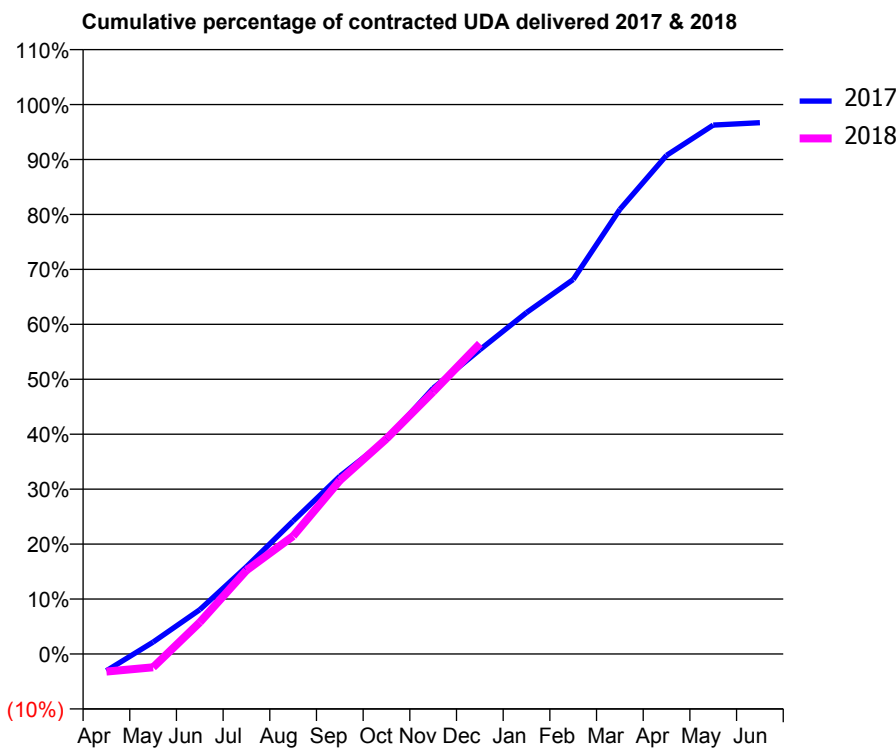
17/18 Contracted general activity (UDA)	6,929
Carry forward general activity (UDA)	229
17/18 Contracted orthodontic activity (UOA)	0
Carry forward orthodontic activity (UOA)	0
Baseline contract value	£190,336.71

ACCESS*

Patients seen in 24 months	Total	Change since previous quarter
Quarter ending December 2016	2,221	
Quarter ending March 2017	2,237	→
Quarter ending June 2017	2,273	→
Quarter ending September 2017	2,270	→
Quarter ending December 2017	2,295	→
Variance since December 2016	3.3%	↑



ACTIVITY



Month	Adjusted Scheduled Activity (UDA)	
	2017	2018
April	-213	-223
May	151	-169
June	559	400
July	1,100	1,055
August	1,677	1,487
September	2,241	2,189
October	2,705	2,715
November	3,353	3,307
December	3,836	3,914
January	4,305	
February	4,723	
March	5,607	
April	6,288	
May	6,670	
June	6,700	

QUALITY

	Quantity	Base Number	Contract	AT	Region	England
% of FP17s for the same patient ID Re-attending within 3 months - Children	57	525	10.9%	10.5%	11.6%	12.0%
% of FP17s for the same patient ID Re-attending within 3 months - Adults	294	2,374	12.4%	16.0%	16.7%	15.9%
% of FP17s for the same patient ID Re-attending between 3 & 9 months - Children	323	525	61.5%	42.9%	47.3%	58.0%
% of FP17s for the same patient ID Re-attending between 3 & 9 months - Adults	1,603	2,374	67.5%	35.8%	38.3%	50.5%
% of FP17s for Band 1 Urgent Courses	149	2,380	6.3%	10.8%	10.5%	9.0%
% of FP17s Relating to Free Repair or Replacements	20	2,380	0.8%	0.5%	0.6%	0.8%
% of FP17s Relating to Continuations	25	2,380	1.1%	0.7%	0.8%	1.1%
% of Patients satisfied with the dentistry they have received	7	8	N/A	88.9%	89.0%	91.5%
% of Patients satisfied with the time they had to wait for an appointment	7	8	N/A	81.7%	84.2%	87.9%

* This is based on patients treated on this contract for their most recent course of treatment. Figures in italics indicate the base number of FP17s or Patient Questionnaire responses are less than 100. N/A is shown where the base number of responses is less than 10 during the period. % is calculated as Quantity/Base number*100

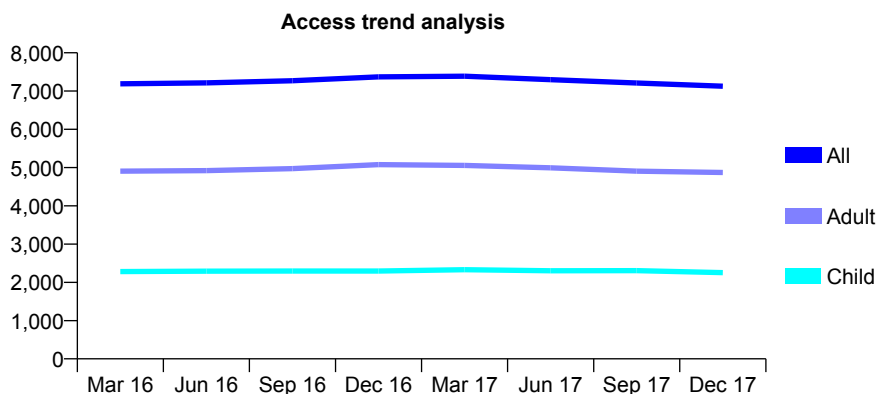
Q61 - Vital Signs At a Glance Contract Report for 110582/0001 - December 2017

Name or company name	MR S DARVISH-KOJOURI
Contract type name	GDS Contract
Purpose of contract	General
Contract start date	01/06/2013
Contract end date	

17/18 Contracted general activity (UDA)	21,262
Carry forward general activity (UDA)	-17
17/18 Contracted orthodontic activity (UOA)	0
Carry forward orthodontic activity (UOA)	0
Baseline contract value	£614,311.27

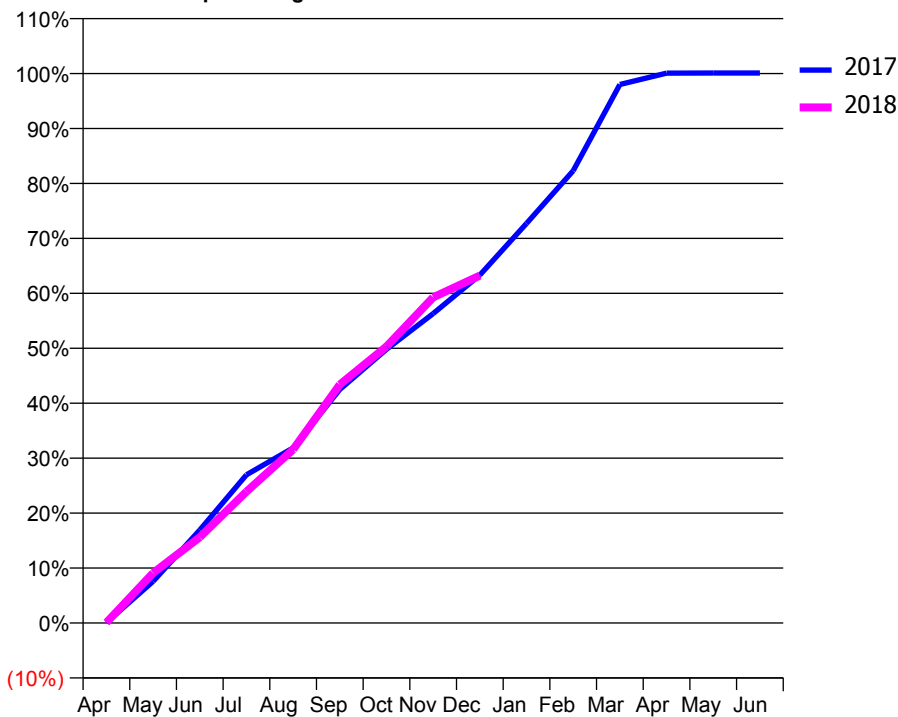
ACCESS*

Patients seen in 24 months	Total	Change since previous quarter
Quarter ending December 2016	7,372	
Quarter ending March 2017	7,389	→
Quarter ending June 2017	7,296	↓
Quarter ending September 2017	7,212	↓
Quarter ending December 2017	7,126	↓
Variance since December 2016	(3.3%)	↓



ACTIVITY

Cumulative percentage of contracted UDA delivered 2017 & 2018



Month	Adjusted Scheduled Activity (UDA)	
	2017	2018
April	18	17
May	1,613	1,937
June	3,600	3,322
July	5,733	5,087
August	6,779	6,714
September	9,035	9,227
October	10,589	10,696
November	11,972	12,604
December	13,462	13,445
January	15,458	
February	17,499	
March	20,839	
April	21,278	
May	21,279	
June	21,279	

QUALITY

	Quantity	Base Number	Contract	AT	Region	England
% of FP17s for the same patient ID Re-attending within 3 months - Children	185	1,947	9.5%	10.5%	11.6%	12.0%
% of FP17s for the same patient ID Re-attending within 3 months - Adults	497	3,563	13.9%	16.0%	16.7%	15.9%
% of FP17s for the same patient ID Re-attending between 3 & 9 months - Children	879	1,947	45.1%	42.9%	47.3%	58.0%
% of FP17s for the same patient ID Re-attending between 3 & 9 months - Adults	1,379	3,563	38.7%	35.8%	38.3%	50.5%
% of FP17s for Band 1 Urgent Courses	694	5,352	13.0%	10.8%	10.5%	9.0%
% of FP17s Relating to Free Repair or Replacements	33	5,352	0.6%	0.5%	0.6%	0.8%
% of FP17s Relating to Continuations	54	5,352	1.0%	0.7%	0.8%	1.1%
% of Patients satisfied with the dentistry they have received	5	5	N/A	88.9%	89.0%	91.5%
% of Patients satisfied with the time they had to wait for an appointment	2	5	N/A	81.7%	84.2%	87.9%

* This is based on patients treated on this contract for their most recent course of treatment. Figures in italics indicate the base number of FP17s or Patient Questionnaire responses are less than 100. N/A is shown where the base number of responses is less than 10 during the period. % is calculated as Quantity/Base number*100

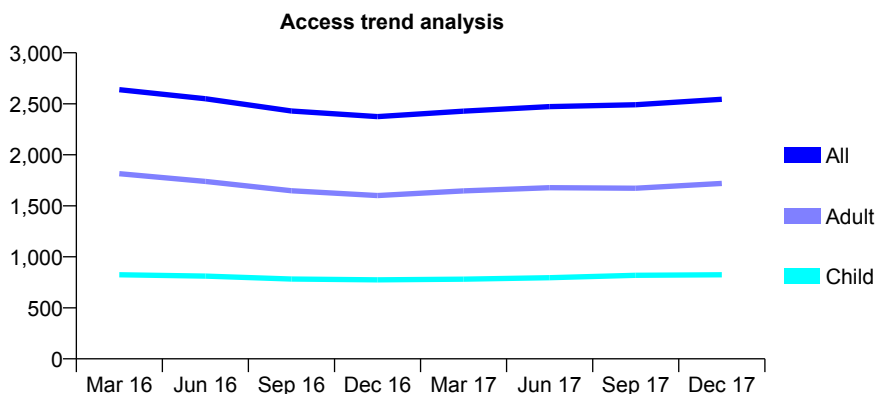
Q61 - Vital Signs At a Glance Contract Report for 110981/0001 - December 2017

Name or company name	Wellesley House Dental Practice Ltd
Contract type name	GDS Contract
Purpose of contract	General
Contract start date	01/06/2011
Contract end date	

17/18 Contracted general activity (UDA)	10,303
Carry forward general activity (UDA)	206
17/18 Contracted orthodontic activity (UOA)	0
Carry forward orthodontic activity (UOA)	0
Baseline contract value	£336,001.37

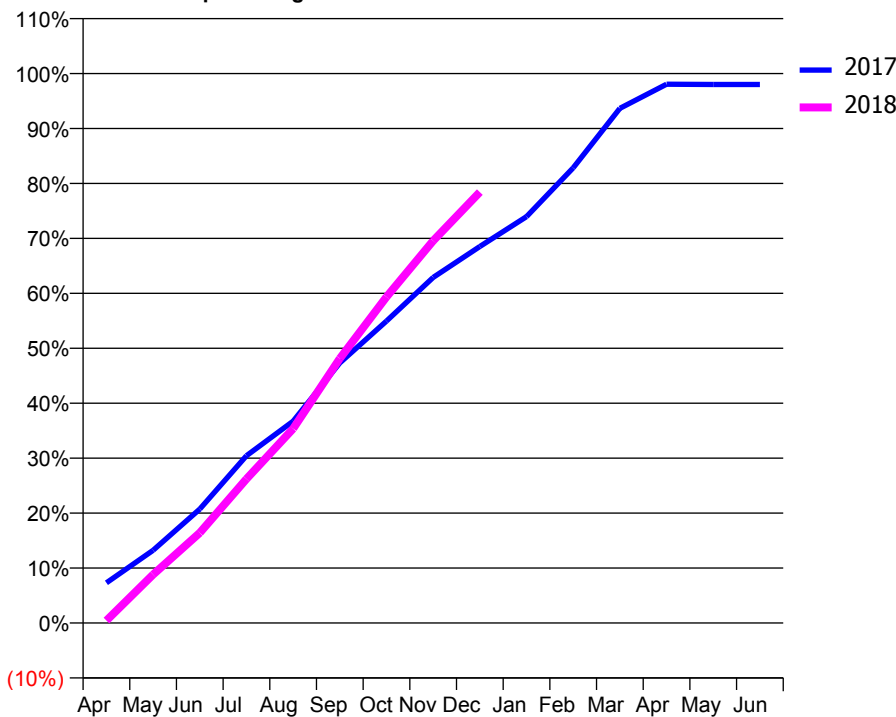
ACCESS*

Patients seen in 24 months	Total	Change since previous quarter
Quarter ending December 2016	2,375	
Quarter ending March 2017	2,428	↑
Quarter ending June 2017	2,473	→
Quarter ending September 2017	2,491	→
Quarter ending December 2017	2,544	↑
Variance since December 2016	7.1%	↑



ACTIVITY

Cumulative percentage of contracted UDA delivered 2017 & 2018



Month	Adjusted Scheduled Activity (UDA)	
	2017	2018
April	754	46
May	1,364	909
June	2,136	1,692
July	3,136	2,703
August	3,783	3,644
September	4,877	4,960
October	5,662	6,114
November	6,480	7,167
December	7,061	8,079
January	7,619	
February	8,535	
March	9,650	
April	10,102	
May	10,097	
June	10,097	

QUALITY

	Quantity	Base Number	Contract	AT	Region	England
% of FP17s for the same patient ID Re-attending within 3 months - Children	118	976	12.1%	10.5%	11.6%	12.0%
% of FP17s for the same patient ID Re-attending within 3 months - Adults	309	1,750	17.7%	16.0%	16.7%	15.9%
% of FP17s for the same patient ID Re-attending between 3 & 9 months - Children	453	976	46.4%	42.9%	47.3%	58.0%
% of FP17s for the same patient ID Re-attending between 3 & 9 months - Adults	639	1,750	36.5%	35.8%	38.3%	50.5%
% of FP17s for Band 1 Urgent Courses	156	2,617	6.0%	10.8%	10.5%	9.0%
% of FP17s Relating to Free Repair or Replacements	19	2,617	0.7%	0.5%	0.6%	0.8%
% of FP17s Relating to Continuations	56	2,617	2.1%	0.7%	0.8%	1.1%
% of Patients satisfied with the dentistry they have received	1	2	N/A	88.9%	89.0%	91.5%
% of Patients satisfied with the time they had to wait for an appointment	1	2	N/A	81.7%	84.2%	87.9%

* This is based on patients treated on this contract for their most recent course of treatment. Figures in italics indicate the base number of FP17s or Patient Questionnaire responses are less than 100. N/A is shown where the base number of responses is less than 10 during the period. % is calculated as Quantity/Base number*100

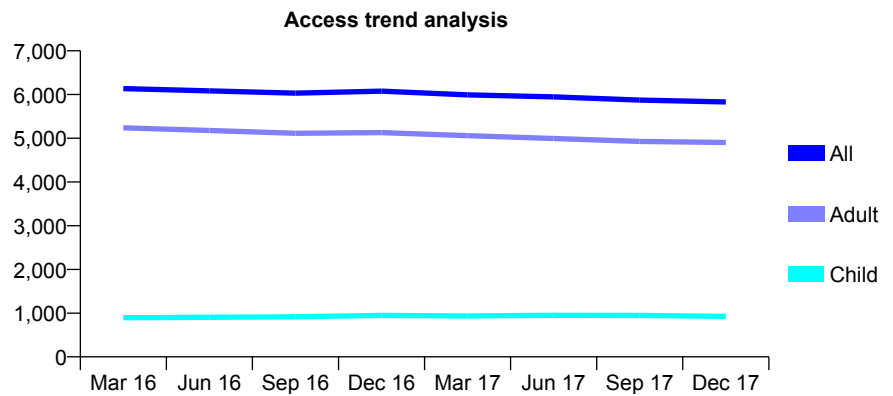
Q61 - Vital Signs At a Glance Contract Report for 111007/0001 - December 2017

Name or company name	Camden Dental Centre
Contract type name	GDS Contract
Purpose of contract	General
Contract start date	01/06/2010
Contract end date	

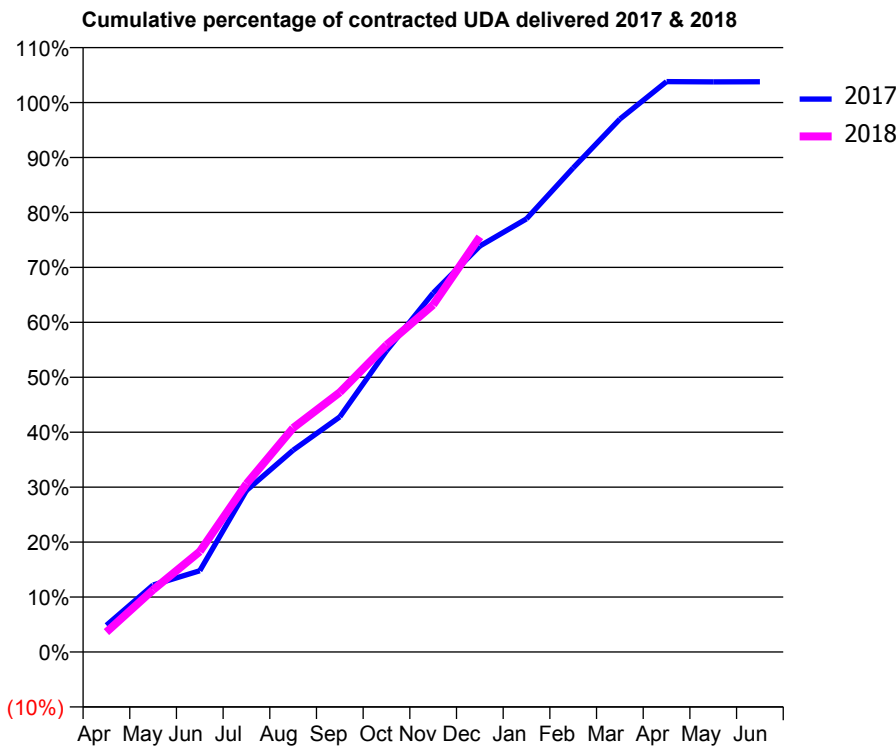
17/18 Contracted general activity (UDA)	20,108
Carry forward general activity (UDA)	-402
17/18 Contracted orthodontic activity (UOA)	0
Carry forward orthodontic activity (UOA)	0
Baseline contract value	£569,005.23

ACCESS*

Patients seen in 24 months	Total	Change since previous quarter
Quarter ending December 2016	6,077	
Quarter ending March 2017	5,993	↓
Quarter ending June 2017	5,946	→
Quarter ending September 2017	5,873	↓
Quarter ending December 2017	5,829	→
Variance since December 2016	(4.1%)	↓



ACTIVITY



Month	Adjusted Scheduled Activity (UDA)	
	2017	2018
April	980	728
May	2,450	2,278
June	2,973	3,676
July	5,912	6,156
August	7,387	8,200
September	8,603	9,502
October	11,022	11,234
November	13,136	12,705
December	14,855	15,194
January	15,849	
February	17,718	
March	19,504	
April	20,872	
May	20,864	
June	20,869	

QUALITY

	Quantity	Base Number	Contract	AT	Region	England
% of FP17s for the same patient ID Re-attending within 3 months - Children	75	799	9.4%	10.5%	11.6%	12.0%
% of FP17s for the same patient ID Re-attending within 3 months - Adults	487	3,680	13.2%	16.0%	16.7%	15.9%
% of FP17s for the same patient ID Re-attending between 3 & 9 months - Children	303	799	37.9%	42.9%	47.3%	58.0%
% of FP17s for the same patient ID Re-attending between 3 & 9 months - Adults	1,255	3,680	34.1%	35.8%	38.3%	50.5%
% of FP17s for Band 1 Urgent Courses	579	4,138	14.0%	10.8%	10.5%	9.0%
% of FP17s Relating to Free Repair or Replacements	58	4,138	1.4%	0.5%	0.6%	0.8%
% of FP17s Relating to Continuations	7	4,138	0.2%	0.7%	0.8%	1.1%
% of Patients satisfied with the dentistry they have received	15	19	78.9%	88.9%	89.0%	91.5%
% of Patients satisfied with the time they had to wait for an appointment	15	19	78.9%	81.7%	84.2%	87.9%

* This is based on patients treated on this contract for their most recent course of treatment. Figures in italics indicate the base number of FP17s or Patient Questionnaire responses are less than 100. N/A is shown where the base number of responses is less than 10 during the period. % is calculated as Quantity/Base number*100

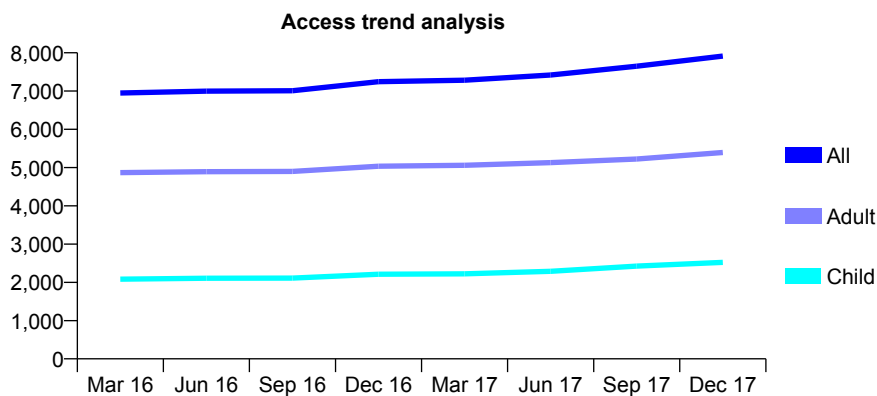
Q61 - Vital Signs At a Glance Contract Report for 11171/0001 - December 2017

Name or company name	Gale Street Limited
Contract type name	GDS Contract
Purpose of contract	General
Contract start date	01/08/2011
Contract end date	

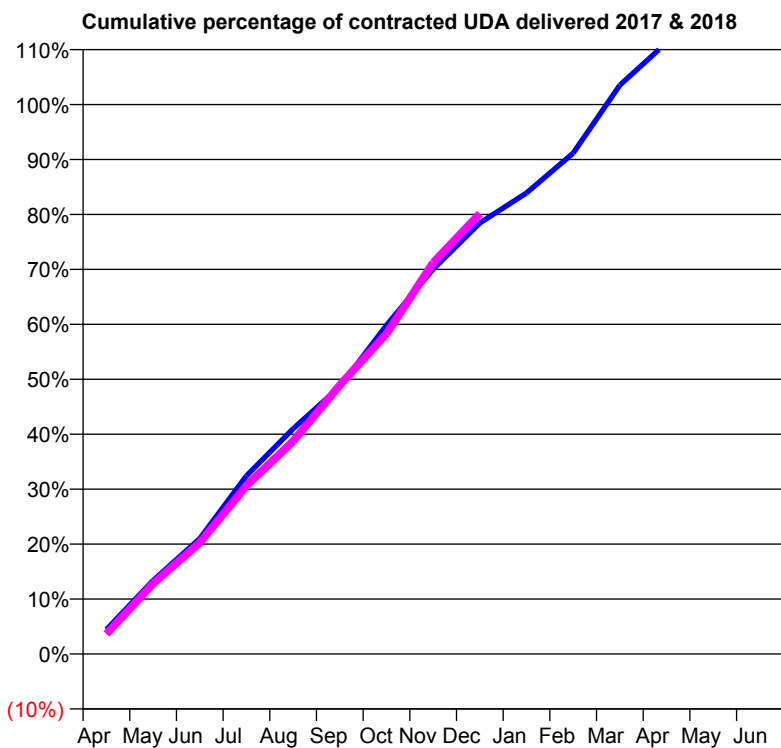
17/18 Contracted general activity (UDA)	21,775
Carry forward general activity (UDA)	-435
17/18 Contracted orthodontic activity (UOA)	0
Carry forward orthodontic activity (UOA)	0
Baseline contract value	£710,031.46

ACCESS*

Patients seen in 24 months	Total	Change since previous quarter
Quarter ending December 2016	7,247	
Quarter ending March 2017	7,282	→
Quarter ending June 2017	7,419	→
Quarter ending September 2017	7,649	↑
Quarter ending December 2017	7,914	↑
Variance since December 2016	9.2%	↑



ACTIVITY



Month	Adjusted Scheduled Activity (UDA)	
	2017	2018
April	972	795
May	2,915	2,790
June	4,573	4,408
July	7,060	6,672
August	8,927	8,429
September	10,594	10,654
October	13,030	12,690
November	15,250	15,507
December	17,079	17,453
January	18,270	
February	19,847	
March	22,547	
April	24,218	
May	24,253	
June	24,256	

QUALITY

	Quantity	Base Number	Contract	AT	Region	England
% of FP17s for the same patient ID Re-attending within 3 months - Children	122	1,887	6.5%	10.5%	11.6%	12.0%
% of FP17s for the same patient ID Re-attending within 3 months - Adults	758	4,233	17.9%	16.0%	16.7%	15.9%
% of FP17s for the same patient ID Re-attending between 3 & 9 months - Children	424	1,887	22.5%	42.9%	47.3%	58.0%
% of FP17s for the same patient ID Re-attending between 3 & 9 months - Adults	983	4,233	23.2%	35.8%	38.3%	50.5%
% of FP17s for Band 1 Urgent Courses	575	5,608	10.3%	10.8%	10.5%	9.0%
% of FP17s Relating to Free Repair or Replacements	108	5,608	1.9%	0.5%	0.6%	0.8%
% of FP17s Relating to Continuations	72	5,608	1.3%	0.7%	0.8%	1.1%
% of Patients satisfied with the dentistry they have received	5	6	N/A	88.9%	89.0%	91.5%
% of Patients satisfied with the time they had to wait for an appointment	5	6	N/A	81.7%	84.2%	87.9%

* This is based on patients treated on this contract for their most recent course of treatment. Figures in italics indicate the base number of FP17s or Patient Questionnaire responses are less than 100. N/A is shown where the base number of responses is less than 10 during the period. % is calculated as Quantity/Base number*100

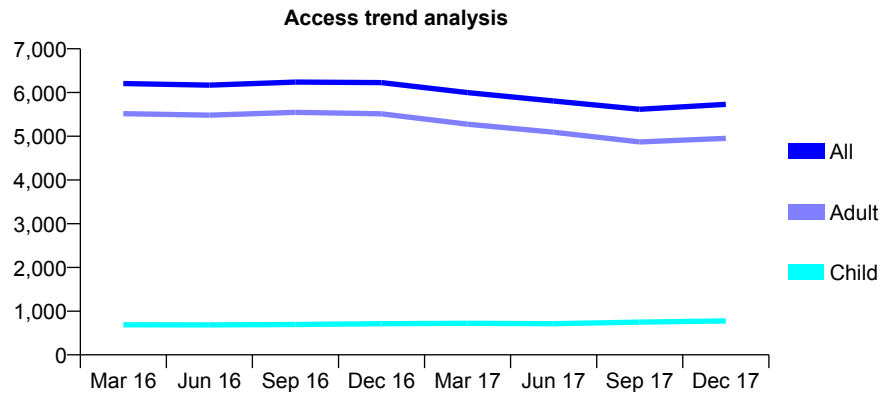
Q61 - Vital Signs At a Glance Contract Report for 113247/0001 - December 2017

Name or company name	Chalton Street Dental
Contract type name	GDS Contract
Purpose of contract	General
Contract start date	01/04/2010
Contract end date	

17/18 Contracted general activity (UDA)	14,297
Carry forward general activity (UDA)	933
17/18 Contracted orthodontic activity (UOA)	0
Carry forward orthodontic activity (UOA)	0
Baseline contract value	£381,106.55

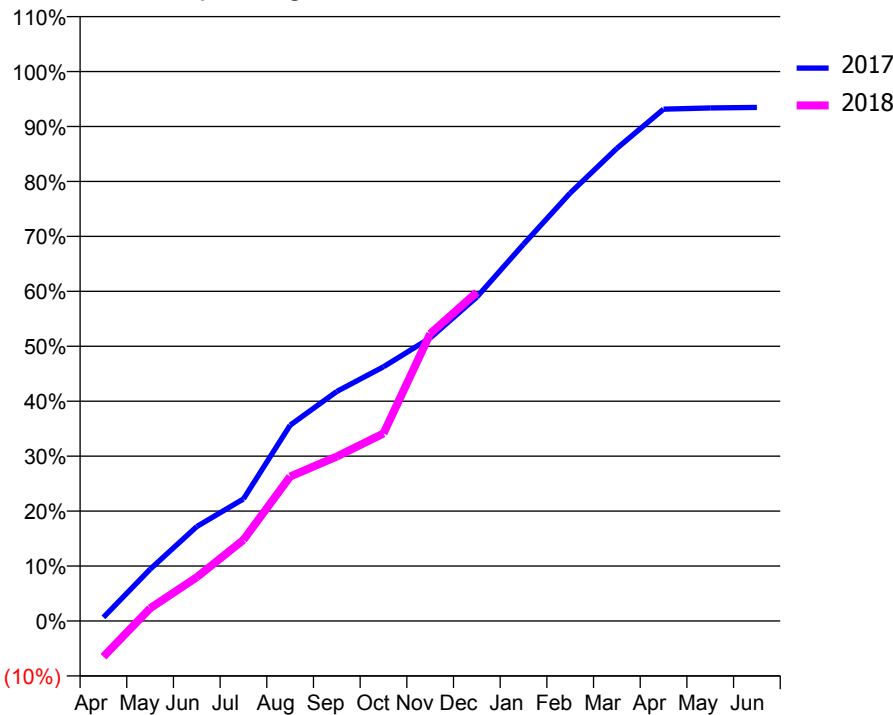
ACCESS*

Patients seen in 24 months	Total	Change since previous quarter
Quarter ending December 2016	6,226	
Quarter ending March 2017	5,997	↓
Quarter ending June 2017	5,806	↓
Quarter ending September 2017	5,618	↓
Quarter ending December 2017	5,730	→
Variance since December 2016	(8.0%)	↓



ACTIVITY

Cumulative percentage of contracted UDA delivered 2017 & 2018



Adjusted Scheduled Activity (UDA)		
Month	2017	2018
April	95	-933
May	1,346	331
June	2,458	1,140
July	3,175	2,111
August	5,095	3,759
September	5,972	4,280
October	6,614	4,881
November	7,364	7,474
December	8,430	8,553
January	9,803	
February	11,134	
March	12,298	
April	13,319	
May	13,350	
June	13,364	

QUALITY

	Quantity	Base Number	Contract	AT	Region	England
% of FP17s for the same patient ID Re-attending within 3 months - Children	72	752	9.6%	10.5%	11.6%	12.0%
% of FP17s for the same patient ID Re-attending within 3 months - Adults	355	3,817	9.3%	16.0%	16.7%	15.9%
% of FP17s for the same patient ID Re-attending between 3 & 9 months - Children	324	752	43.1%	42.9%	47.3%	58.0%
% of FP17s for the same patient ID Re-attending between 3 & 9 months - Adults	1,408	3,817	36.9%	35.8%	38.3%	50.5%
% of FP17s for Band 1 Urgent Courses	241	4,136	5.8%	10.8%	10.5%	9.0%
% of FP17s Relating to Free Repair or Replacements	20	4,136	0.5%	0.5%	0.6%	0.8%
% of FP17s Relating to Continuations	5	4,136	0.1%	0.7%	0.8%	1.1%
% of Patients satisfied with the dentistry they have received	4	6	N/A	88.9%	89.0%	91.5%
% of Patients satisfied with the time they had to wait for an appointment	3	6	N/A	81.7%	84.2%	87.9%

* This is based on patients treated on this contract for their most recent course of treatment. Figures in italics indicate the base number of FP17s or Patient Questionnaire responses are less than 100. N/A is shown where the base number of responses is less than 10 during the period. % is calculated as Quantity/Base number*100

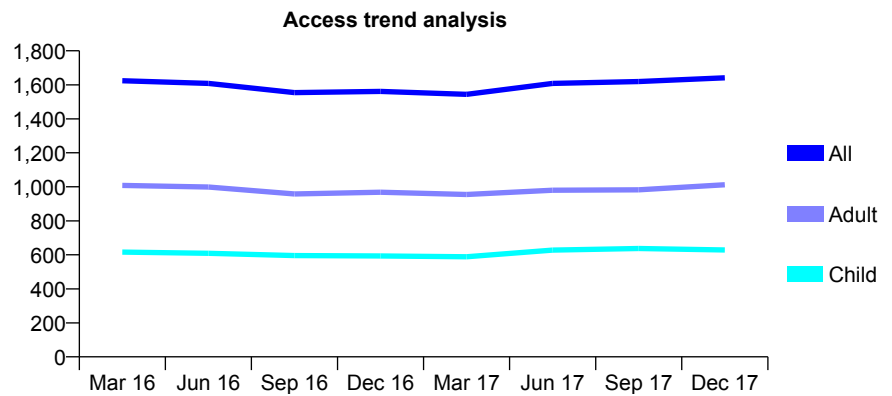
Q61 - Vital Signs At a Glance Contract Report for 114723/0001 - December 2017

Name or company name	Romford Road Dental Centre
Contract type name	GDS Contract
Purpose of contract	General
Contract start date	01/01/2011
Contract end date	

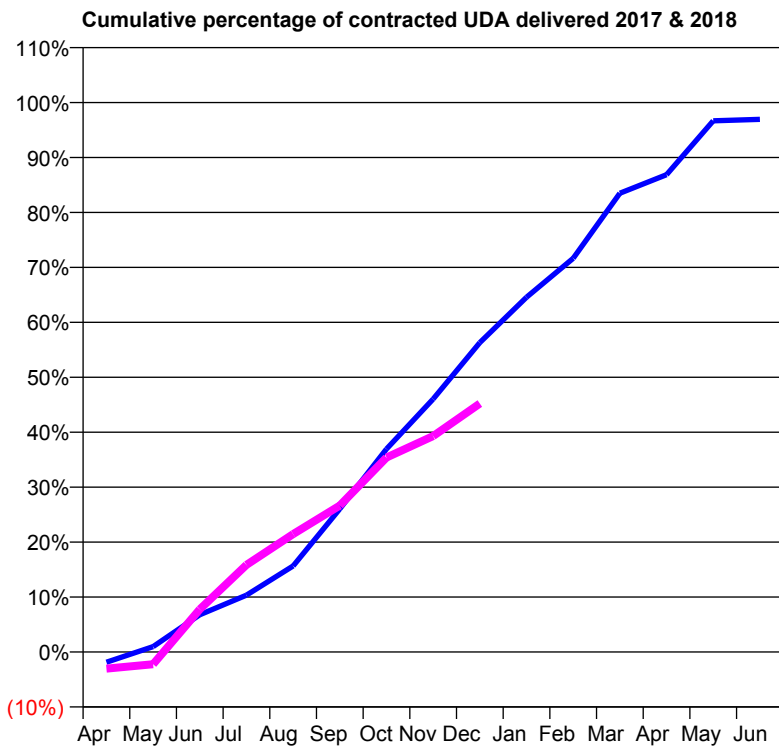
17/18 Contracted general activity (UDA)	5,482
Carry forward general activity (UDA)	167
17/18 Contracted orthodontic activity (UOA)	0
Carry forward orthodontic activity (UOA)	0
Baseline contract value	£148,553.17

ACCESS*

Patients seen in 24 months	Total	Change since previous quarter
Quarter ending December 2016	1,561	
Quarter ending March 2017	1,544	↓
Quarter ending June 2017	1,608	↑
Quarter ending September 2017	1,619	→
Quarter ending December 2017	1,641	→
Variance since December 2016	5.1%	↑



ACTIVITY



Month	Adjusted Scheduled Activity (UDA)	
	2017	2018
April	-103	-167
May	54	-122
June	372	426
July	567	870
August	859	1,177
September	1,429	1,461
October	2,025	1,940
November	2,525	2,154
December	3,087	2,479
January	3,540	
February	3,928	
March	4,577	
April	4,761	
May	5,300	
June	5,315	

QUALITY

	Quantity	Base Number	Contract	AT	Region	England
% of FP17s for the same patient ID Re-attending within 3 months - Children	27	376	7.2%	10.5%	11.6%	12.0%
% of FP17s for the same patient ID Re-attending within 3 months - Adults	63	618	10.2%	16.0%	16.7%	15.9%
% of FP17s for the same patient ID Re-attending between 3 & 9 months - Children	62	376	16.5%	42.9%	47.3%	58.0%
% of FP17s for the same patient ID Re-attending between 3 & 9 months - Adults	90	618	14.6%	35.8%	38.3%	50.5%
% of FP17s for Band 1 Urgent Courses	119	814	14.6%	10.8%	10.5%	9.0%
% of FP17s Relating to Free Repair or Replacements	3	814	0.4%	0.5%	0.6%	0.8%
% of FP17s Relating to Continuations	0	814	0.0%	0.7%	0.8%	1.1%
% of Patients satisfied with the dentistry they have received	0	0	N/A	88.9%	89.0%	91.5%
% of Patients satisfied with the time they had to wait for an appointment	0	0	N/A	81.7%	84.2%	87.9%

* This is based on patients treated on this contract for their most recent course of treatment. Figures in italics indicate the base number of FP17s or Patient Questionnaire responses are less than 100. N/A is shown where the base number of responses is less than 10 during the period. % is calculated as Quantity/Base number*100

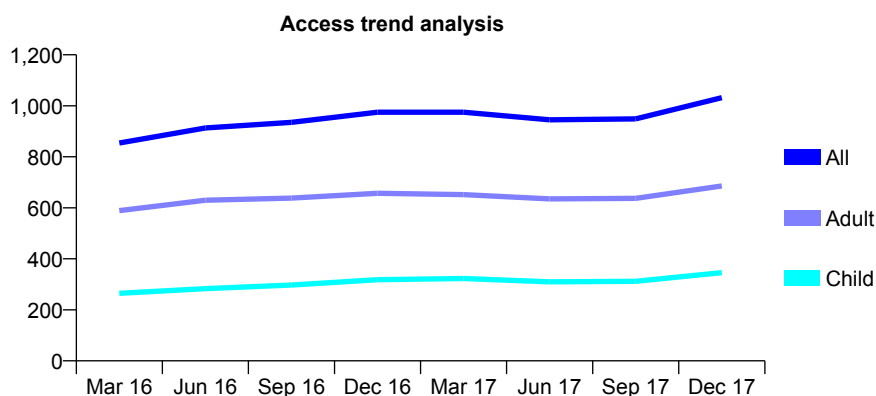
Q61 - Vital Signs At a Glance Contract Report for 115398/0001 - December 2017

Name or company name	Mrs S Hossein Pour Tehrani, Mr P Negahb:
Contract type name	GDS Contract
Purpose of contract	General
Contract start date	04/09/2013
Contract end date	

17/18 Contracted general activity (UDA)	3,202
Carry forward general activity (UDA)	1
17/18 Contracted orthodontic activity (UOA)	0
Carry forward orthodontic activity (UOA)	0
Baseline contract value	£84,841.13

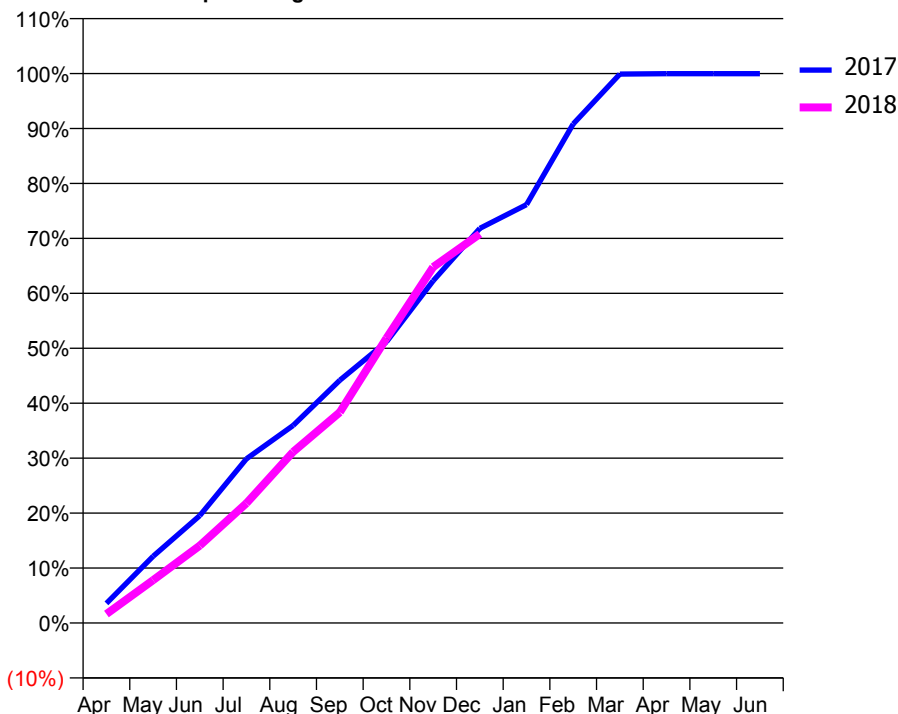
ACCESS*

Patients seen in 24 months	Total	Change since previous quarter
Quarter ending December 2016	975	
Quarter ending March 2017	975	→
Quarter ending June 2017	945	↓
Quarter ending September 2017	949	→
Quarter ending December 2017	1,032	↑
Variance since December 2016	5.8%	↑



ACTIVITY

Cumulative percentage of contracted UDA delivered 2017 & 2018



Month	Adjusted Scheduled Activity (UDA)	
	2017	2018
April	115	53
May	389	250
June	626	451
July	957	698
August	1,151	997
September	1,414	1,228
October	1,638	1,660
November	1,994	2,074
December	2,300	2,267
January	2,438	
February	2,908	
March	3,199	
April	3,201	
May	3,201	
June	3,201	

QUALITY

	Quantity	Base Number	Contract	AT	Region	England
% of FP17s for the same patient ID Re-attending within 3 months - Children	12	312	3.8%	10.5%	11.6%	12.0%
% of FP17s for the same patient ID Re-attending within 3 months - Adults	36	520	6.9%	16.0%	16.7%	15.9%
% of FP17s for the same patient ID Re-attending between 3 & 9 months - Children	124	312	39.7%	42.9%	47.3%	58.0%
% of FP17s for the same patient ID Re-attending between 3 & 9 months - Adults	149	520	28.7%	35.8%	38.3%	50.5%
% of FP17s for Band 1 Urgent Courses	107	829	12.9%	10.8%	10.5%	9.0%
% of FP17s Relating to Free Repair or Replacements	0	829	0.0%	0.5%	0.6%	0.8%
% of FP17s Relating to Continuations	0	829	0.0%	0.7%	0.8%	1.1%
% of Patients satisfied with the dentistry they have received	0	0	N/A	88.9%	89.0%	91.5%
% of Patients satisfied with the time they had to wait for an appointment	0	0	N/A	81.7%	84.2%	87.9%

* This is based on patients treated on this contract for their most recent course of treatment. Figures in italics indicate the base number of FP17s or Patient Questionnaire responses are less than 100. N/A is shown where the base number of responses is less than 10 during the period. % is calculated as Quantity/Base number*100

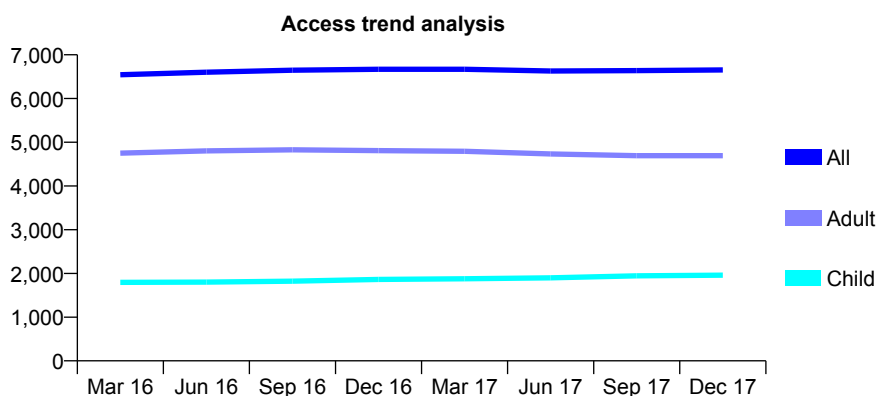
Q61 - Vital Signs At a Glance Contract Report for 117021/0001 - December 2017

Name or company name	N12 Dental Care
Contract type name	GDS Contract
Purpose of contract	General
Contract start date	01/11/2007
Contract end date	

17/18 Contracted general activity (UDA)	17,477
Carry forward general activity (UDA)	-104
17/18 Contracted orthodontic activity (UOA)	0
Carry forward orthodontic activity (UOA)	0
Baseline contract value	£433,485.38

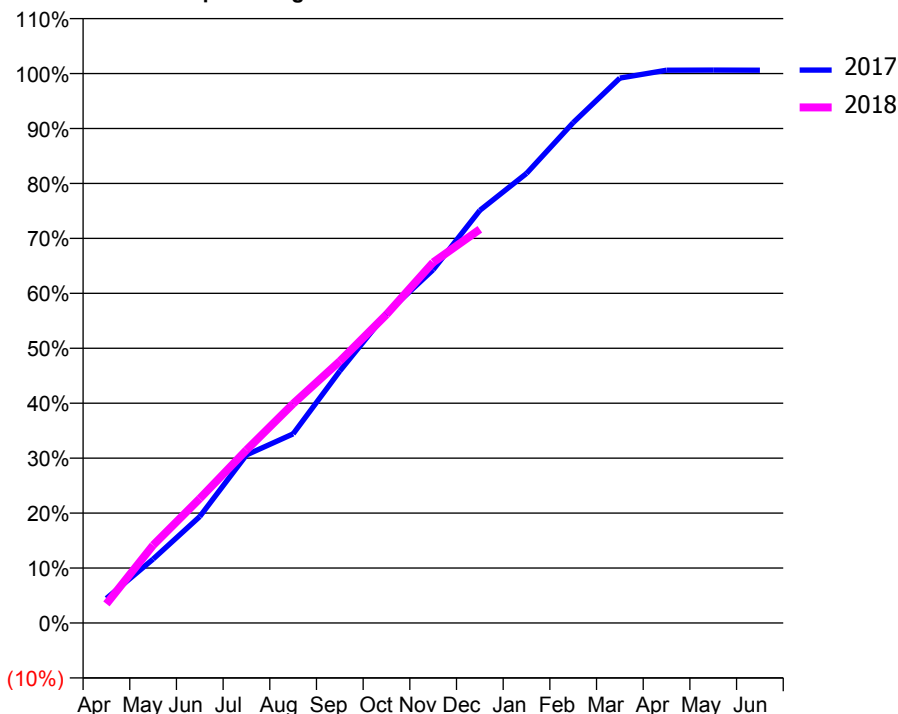
ACCESS*

Patients seen in 24 months	Total	Change since previous quarter
Quarter ending December 2016	6,670	
Quarter ending March 2017	6,668	→
Quarter ending June 2017	6,630	→
Quarter ending September 2017	6,639	→
Quarter ending December 2017	6,653	→
Variance since December 2016	(0.3%)	→



ACTIVITY

Cumulative percentage of contracted UDA delivered 2017 & 2018



Month	Adjusted Scheduled Activity (UDA)	
	2017	2018
April	782	610
May	2,035	2,474
June	3,388	3,958
July	5,346	5,502
August	6,017	6,973
September	8,015	8,328
October	9,850	9,812
November	11,235	11,472
December	13,122	12,521
January	14,297	
February	15,916	
March	17,332	
April	17,581	
May	17,584	
June	17,581	

QUALITY

	Quantity	Base Number	Contract	AT	Region	England
% of FP17s for the same patient ID Re-attending within 3 months - Children	127	1,738	7.3%	10.5%	11.6%	12.0%
% of FP17s for the same patient ID Re-attending within 3 months - Adults	448	3,525	12.7%	16.0%	16.7%	15.9%
% of FP17s for the same patient ID Re-attending between 3 & 9 months - Children	770	1,738	44.3%	42.9%	47.3%	58.0%
% of FP17s for the same patient ID Re-attending between 3 & 9 months - Adults	1,285	3,525	36.5%	35.8%	38.3%	50.5%
% of FP17s for Band 1 Urgent Courses	505	5,116	9.9%	10.8%	10.5%	9.0%
% of FP17s Relating to Free Repair or Replacements	6	5,116	0.1%	0.5%	0.6%	0.8%
% of FP17s Relating to Continuations	34	5,116	0.7%	0.7%	0.8%	1.1%
% of Patients satisfied with the dentistry they have received	5	6	N/A	88.9%	89.0%	91.5%
% of Patients satisfied with the time they had to wait for an appointment	6	6	N/A	81.7%	84.2%	87.9%

* This is based on patients treated on this contract for their most recent course of treatment. Figures in italics indicate the base number of FP17s or Patient Questionnaire responses are less than 100. N/A is shown where the base number of responses is less than 10 during the period. % is calculated as Quantity/Base number*100

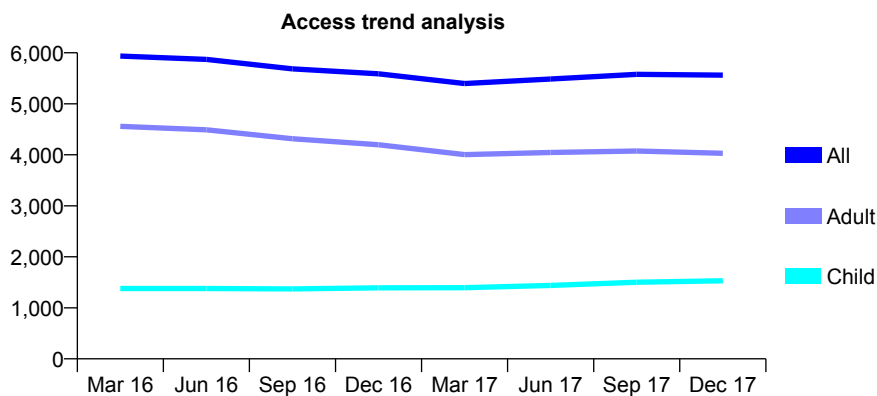
Q61 - Vital Signs At a Glance Contract Report for 117439/0001 - December 2017

Name or company name	Wapping Dental Centre
Contract type name	GDS Contract
Purpose of contract	General
Contract start date	01/04/2013
Contract end date	

17/18 Contracted general activity (UDA)	14,000
Carry forward general activity (UDA)	0
17/18 Contracted orthodontic activity (UOA)	0
Carry forward orthodontic activity (UOA)	0
Baseline contract value	£473,021.19

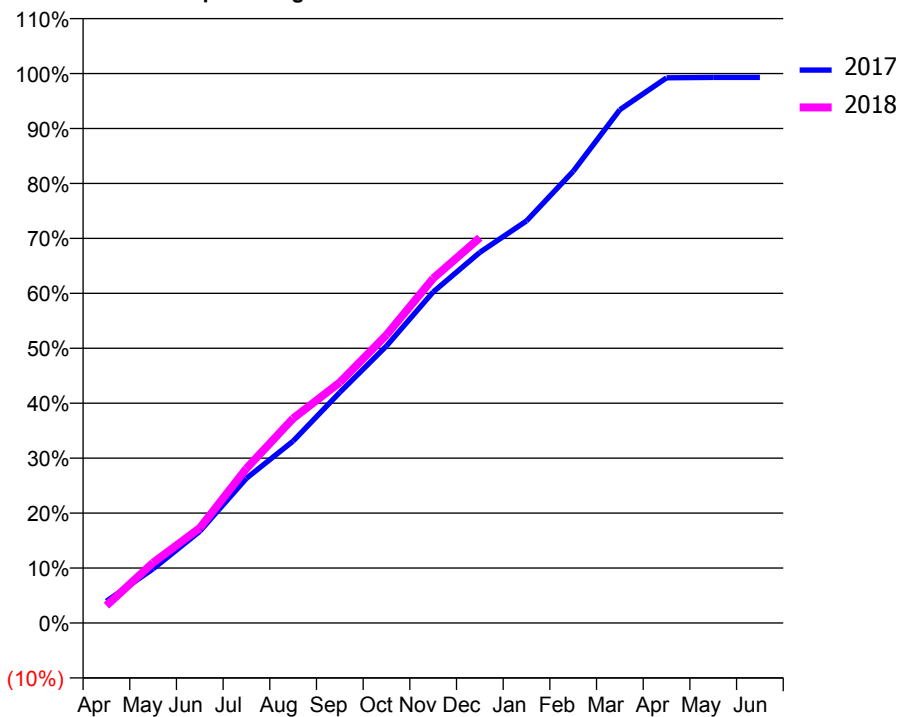
ACCESS*

Patients seen in 24 months	Total	Change since previous quarter
Quarter ending December 2016	5,588	
Quarter ending March 2017	5,398	↓
Quarter ending June 2017	5,487	→
Quarter ending September 2017	5,577	→
Quarter ending December 2017	5,563	→
Variance since December 2016	(0.4%)	→



ACTIVITY

Cumulative percentage of contracted UDA delivered 2017 & 2018



Month	Adjusted Scheduled Activity (UDA)	
	2017	2018
April	554	445
May	1,381	1,537
June	2,334	2,420
July	3,688	3,938
August	4,635	5,213
September	5,875	6,131
October	7,056	7,340
November	8,433	8,780
December	9,444	9,817
January	10,246	
February	11,510	
March	13,079	
April	13,889	
May	13,899	
June	13,899	

QUALITY

	Quantity	Base Number	Contract	AT	Region	England
% of FP17s for the same patient ID Re-attending within 3 months - Children	100	1,490	6.7%	10.5%	11.6%	12.0%
% of FP17s for the same patient ID Re-attending within 3 months - Adults	456	3,490	13.1%	16.0%	16.7%	15.9%
% of FP17s for the same patient ID Re-attending between 3 & 9 months - Children	768	1,490	51.5%	42.9%	47.3%	58.0%
% of FP17s for the same patient ID Re-attending between 3 & 9 months - Adults	1,333	3,490	38.2%	35.8%	38.3%	50.5%
% of FP17s for Band 1 Urgent Courses	534	4,667	11.4%	10.8%	10.5%	9.0%
% of FP17s Relating to Free Repair or Replacements	14	4,667	0.3%	0.5%	0.6%	0.8%
% of FP17s Relating to Continuations	21	4,667	0.4%	0.7%	0.8%	1.1%
% of Patients satisfied with the dentistry they have received	1	1	N/A	88.9%	89.0%	91.5%
% of Patients satisfied with the time they had to wait for an appointment	1	1	N/A	81.7%	84.2%	87.9%

* This is based on patients treated on this contract for their most recent course of treatment. Figures in italics indicate the base number of FP17s or Patient Questionnaire responses are less than 100. N/A is shown where the base number of responses is less than 10 during the period. % is calculated as Quantity/Base number*100

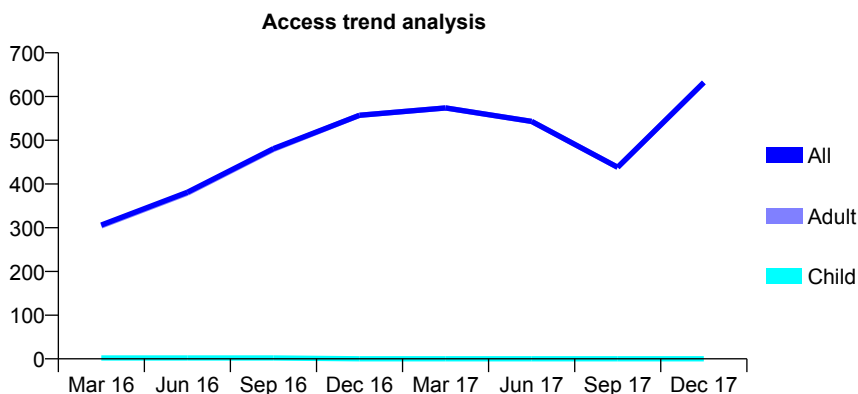
Q61 - Vital Signs At a Glance Contract Report for 118001/0006 - December 2017

Name or company name	Community Dental Service
Contract type name	PDS Contract
Purpose of contract	General
Contract start date	01/04/2014
Contract end date	31/03/2018

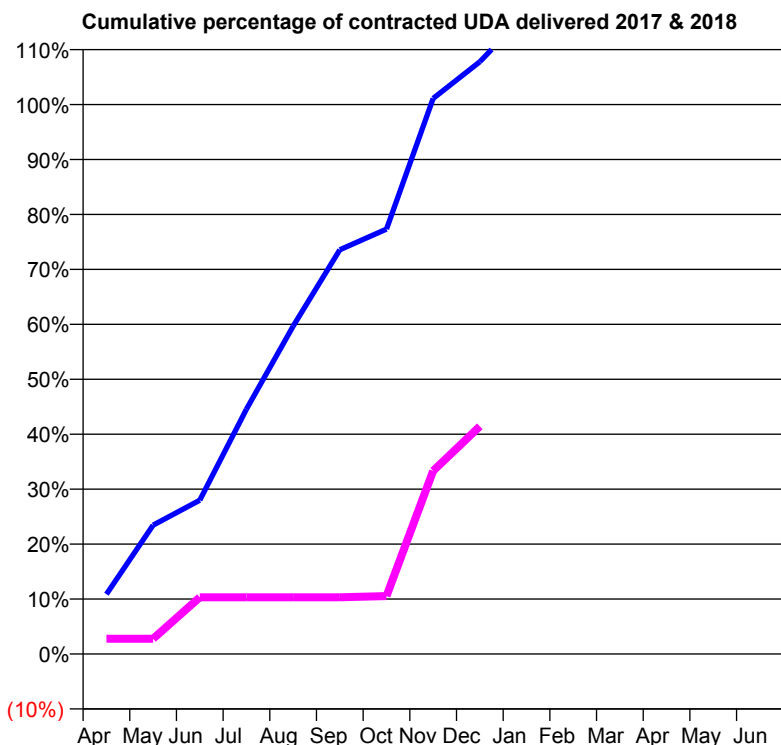
17/18 Contracted general activity (UDA)	900
Carry forward general activity (UDA)	0
17/18 Contracted orthodontic activity (UOA)	0
Carry forward orthodontic activity (UOA)	0
Baseline contract value	£56,626.64

ACCESS*

Patients seen in 24 months	Total	Change since previous quarter
Quarter ending December 2016	557	
Quarter ending March 2017	574	↑
Quarter ending June 2017	543	↓
Quarter ending September 2017	438	↓
Quarter ending December 2017	632	↑
Variance since December 2016	13.5%	↑



ACTIVITY



Month	Adjusted Scheduled Activity (UDA)	
	2017	2018
April	98	25
May	211	25
June	252	93
July	401	93
August	537	93
September	662	93
October	696	95
November	910	300
December	970	373
January	1,049	
February	1,132	
March	1,288	
April	1,343	
May	1,343	
June	1,343	

QUALITY

	Quantity	Base Number	Contract	AT	Region	England
% of FP17s for the same patient ID Re-attending within 3 months - Children	0	1	0.0%	10.5%	11.6%	12.0%
% of FP17s for the same patient ID Re-attending within 3 months - Adults	5	418	1.2%	16.0%	16.7%	15.9%
% of FP17s for the same patient ID Re-attending between 3 & 9 months - Children	0	1	0.0%	42.9%	47.3%	58.0%
% of FP17s for the same patient ID Re-attending between 3 & 9 months - Adults	2	418	0.5%	35.8%	38.3%	50.5%
% of FP17s for Band 1 Urgent Courses	0	394	0.0%	10.8%	10.5%	9.0%
% of FP17s Relating to Free Repair or Replacements	0	394	0.0%	0.5%	0.6%	0.8%
% of FP17s Relating to Continuations	0	394	0.0%	0.7%	0.8%	1.1%
% of Patients satisfied with the dentistry they have received	0	0	N/A	88.9%	89.0%	91.5%
% of Patients satisfied with the time they had to wait for an appointment	0	0	N/A	81.7%	84.2%	87.9%

* This is based on patients treated on this contract for their most recent course of treatment. Figures in italics indicate the base number of FP17s or Patient Questionnaire responses are less than 100. N/A is shown where the base number of responses is less than 10 during the period. % is calculated as Quantity/Base number*100

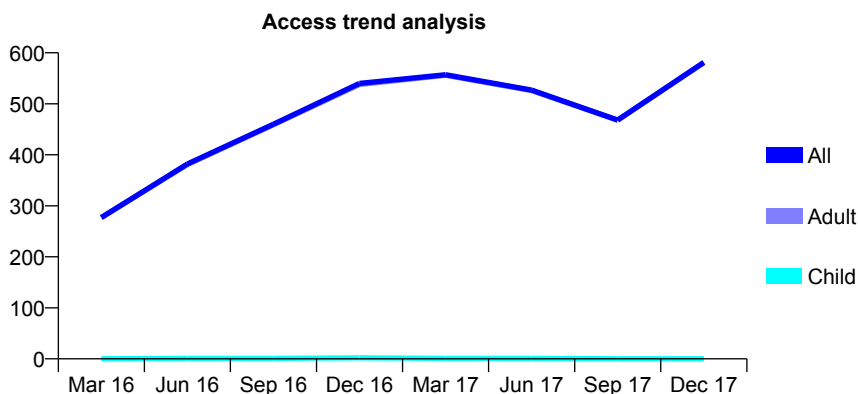
Q61 - Vital Signs At a Glance Contract Report for 118001/0007 - December 2017

Name or company name	Community Dental Service
Contract type name	PDS Contract
Purpose of contract	General
Contract start date	01/04/2014
Contract end date	31/03/2018

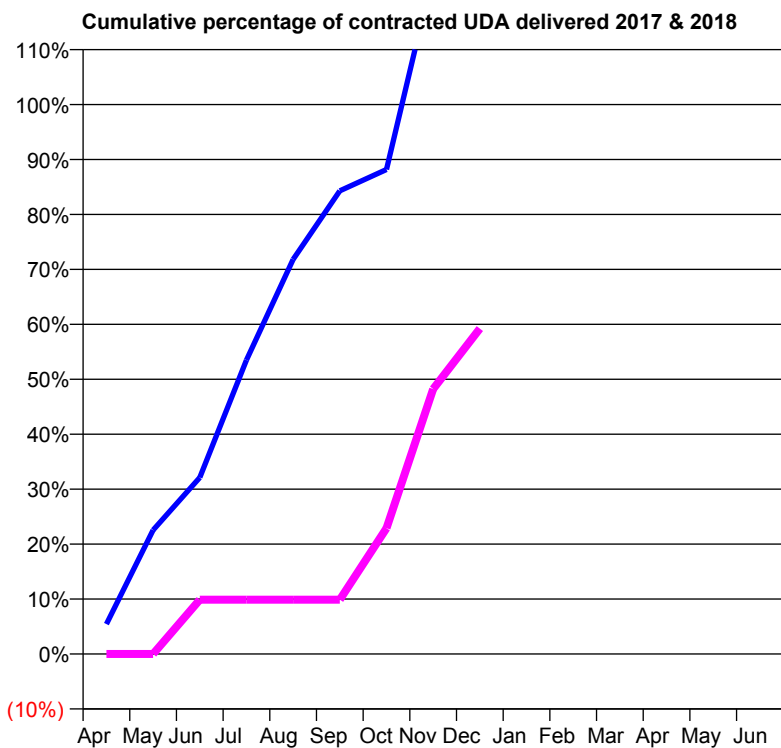
17/18 Contracted general activity (UDA)	900
Carry forward general activity (UDA)	0
17/18 Contracted orthodontic activity (UOA)	0
Carry forward orthodontic activity (UOA)	0
Baseline contract value	£56,626.64

ACCESS*

Patients seen in 24 months	Total	Change since previous quarter
Quarter ending December 2016	540	
Quarter ending March 2017	557	↑
Quarter ending June 2017	527	↓
Quarter ending September 2017	468	↓
Quarter ending December 2017	581	↑
Variance since December 2016	7.6%	↑



ACTIVITY



Month	Adjusted Scheduled Activity (UDA)	
	2017	2018
April	49	0
May	203	0
June	289	89
July	481	89
August	646	89
September	759	89
October	794	206
November	1,115	434
December	1,133	533
January	1,227	
February	1,339	
March	1,577	
April	1,658	
May	1,658	
June	1,658	

QUALITY

	Quantity	Base Number	Contract	AT	Region	England
% of FP17s for the same patient ID Re-attending within 3 months - Children	0	0	N/A	10.5%	11.6%	12.0%
% of FP17s for the same patient ID Re-attending within 3 months - Adults	7	295	2.4%	16.0%	16.7%	15.9%
% of FP17s for the same patient ID Re-attending between 3 & 9 months - Children	0	0	N/A	42.9%	47.3%	58.0%
% of FP17s for the same patient ID Re-attending between 3 & 9 months - Adults	3	295	1.0%	35.8%	38.3%	50.5%
% of FP17s for Band 1 Urgent Courses	0	265	0.0%	10.8%	10.5%	9.0%
% of FP17s Relating to Free Repair or Replacements	0	265	0.0%	0.5%	0.6%	0.8%
% of FP17s Relating to Continuations	0	265	0.0%	0.7%	0.8%	1.1%
% of Patients satisfied with the dentistry they have received	1	1	N/A	88.9%	89.0%	91.5%
% of Patients satisfied with the time they had to wait for an appointment	1	1	N/A	81.7%	84.2%	87.9%

* This is based on patients treated on this contract for their most recent course of treatment. Figures in italics indicate the base number of FP17s or Patient Questionnaire responses are less than 100. N/A is shown where the base number of responses is less than 10 during the period. % is calculated as Quantity/Base number*100

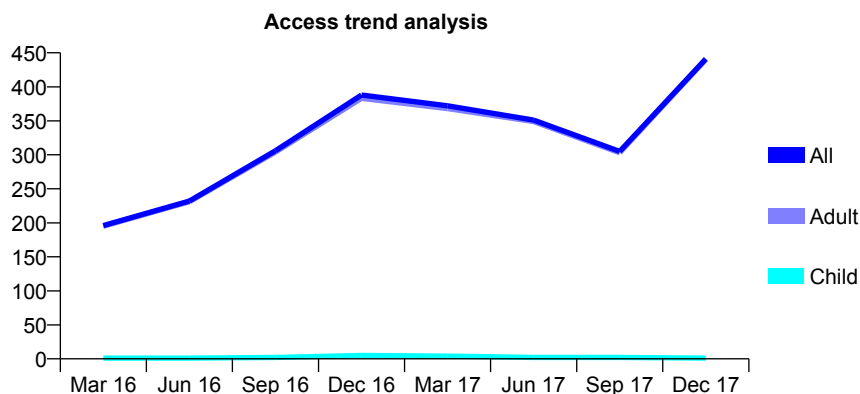
Q61 - Vital Signs At a Glance Contract Report for 118001/0008 - December 2017

Name or company name	Community Dental Service
Contract type name	PDS Contract
Purpose of contract	General
Contract start date	01/04/2014
Contract end date	31/03/2018

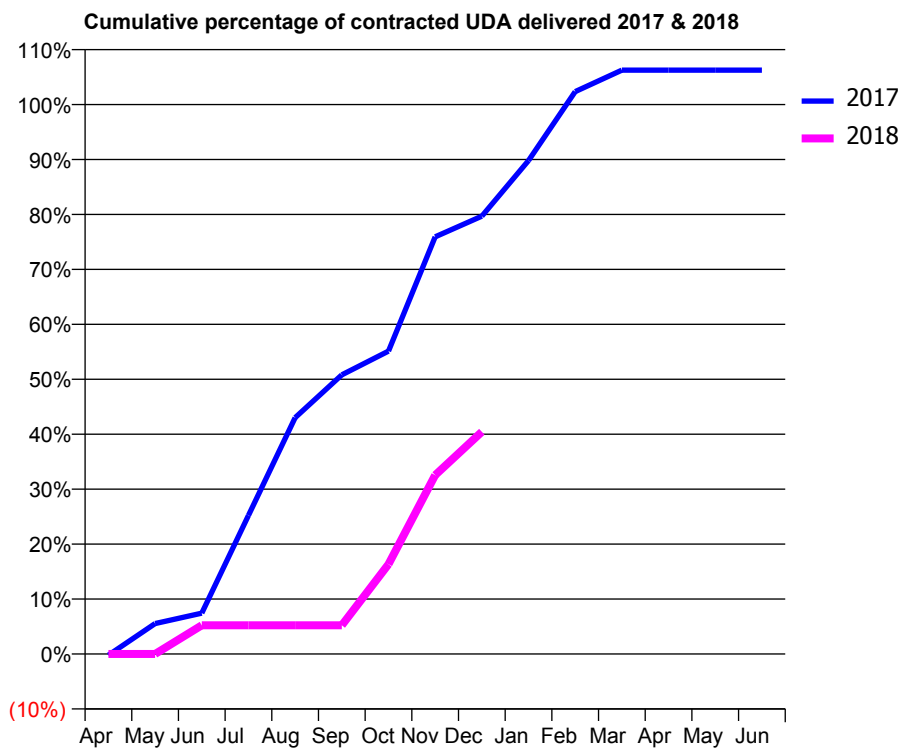
17/18 Contracted general activity (UDA)	900
Carry forward general activity (UDA)	0
17/18 Contracted orthodontic activity (UOA)	0
Carry forward orthodontic activity (UOA)	0
Baseline contract value	£56,626.64

ACCESS*

Patients seen in 24 months	Total	Change since previous quarter
Quarter ending December 2016	388	
Quarter ending March 2017	372	↓
Quarter ending June 2017	351	↓
Quarter ending September 2017	305	↓
Quarter ending December 2017	441	↑
Variance since December 2016	13.7%	↑



ACTIVITY



Month	Adjusted Scheduled Activity (UDA)	
	2017	2018
April	-2	0
May	50	0
June	67	47
July	227	47
August	387	47
September	457	47
October	496	147
November	683	293
December	717	364
January	808	
February	921	
March	956	
April	956	
May	956	
June	956	

QUALITY

	Quantity	Base Number	Contract	AT	Region	England
% of FP17s for the same patient ID Re-attending within 3 months - Children	0	2	0.0%	10.5%	11.6%	12.0%
% of FP17s for the same patient ID Re-attending within 3 months - Adults	0	272	0.0%	16.0%	16.7%	15.9%
% of FP17s for the same patient ID Re-attending between 3 & 9 months - Children	0	2	0.0%	42.9%	47.3%	58.0%
% of FP17s for the same patient ID Re-attending between 3 & 9 months - Adults	0	272	0.0%	35.8%	38.3%	50.5%
% of FP17s for Band 1 Urgent Courses	0	274	0.0%	10.8%	10.5%	9.0%
% of FP17s Relating to Free Repair or Replacements	0	274	0.0%	0.5%	0.6%	0.8%
% of FP17s Relating to Continuations	0	274	0.0%	0.7%	0.8%	1.1%
% of Patients satisfied with the dentistry they have received	0	0	N/A	88.9%	89.0%	91.5%
% of Patients satisfied with the time they had to wait for an appointment	0	0	N/A	81.7%	84.2%	87.9%

* This is based on patients treated on this contract for their most recent course of treatment. Figures in italics indicate the base number of FP17s or Patient Questionnaire responses are less than 100. N/A is shown where the base number of responses is less than 10 during the period. % is calculated as Quantity/Base number*100

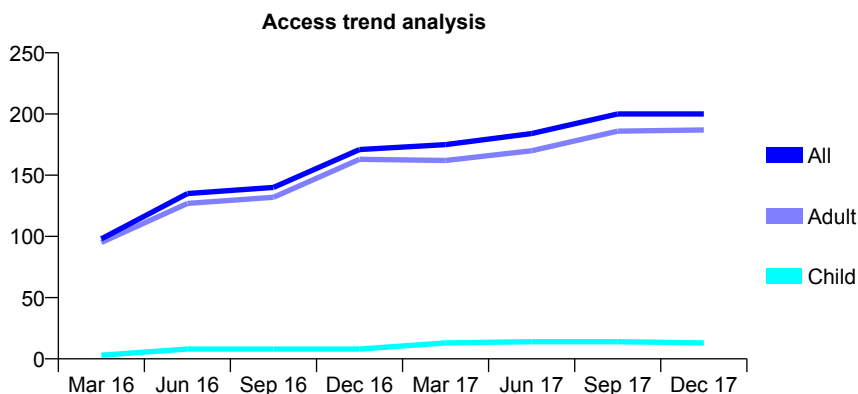
Q61 - Vital Signs At a Glance Contract Report for 118052/0001 - December 2017

Name or company name	Newham Family Dental Care Ltd
Contract type name	PDS Contract
Purpose of contract	General
Contract start date	20/04/2009
Contract end date	31/03/2019

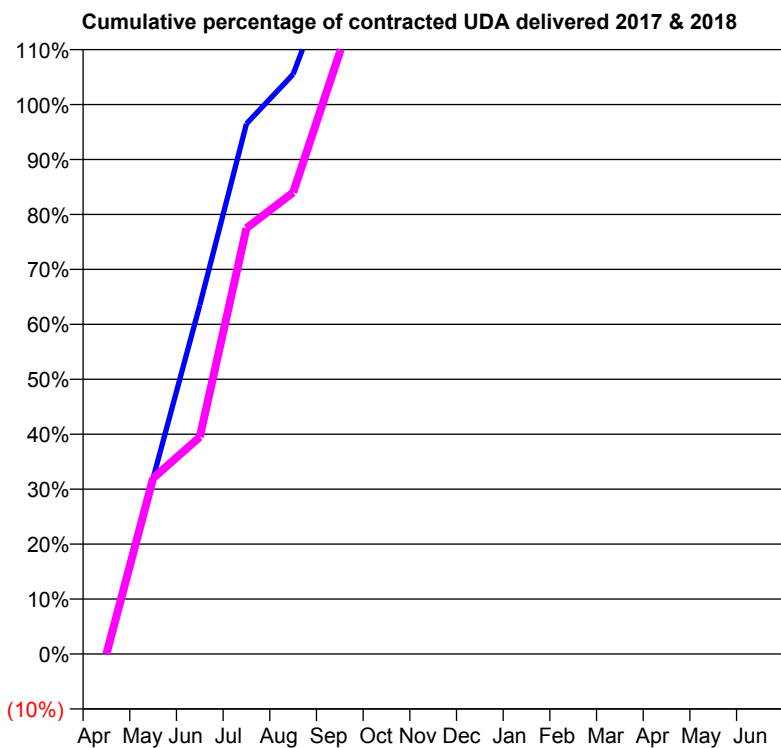
17/18 Contracted general activity (UDA)	200
Carry forward general activity (UDA)	0
17/18 Contracted orthodontic activity (UOA)	0
Carry forward orthodontic activity (UOA)	0
Baseline contract value	£49,542.11

ACCESS*

Patients seen in 24 months	Total	Change since previous quarter
Quarter ending December 2016	171	
Quarter ending March 2017	175	↑
Quarter ending June 2017	184	↑
Quarter ending September 2017	200	↑
Quarter ending December 2017	200	→
Variance since December 2016	17.0%	↑



ACTIVITY



Month	Adjusted Scheduled Activity (UDA)	
	2017	2018
April	0	0
May	64	64
June	127	79
July	193	155
August	211	168
September	256	219
October	332	265
November	378	295
December	410	338
January	482	
February	532	
March	586	
April	595	
May	595	
June	595	

QUALITY

	Quantity	Base Number	Contract	AT	Region	England
% of FP17s for the same patient ID Re-attending within 3 months - Children	0	9	0.0%	10.5%	11.6%	12.0%
% of FP17s for the same patient ID Re-attending within 3 months - Adults	1	111	0.9%	16.0%	16.7%	15.9%
% of FP17s for the same patient ID Re-attending between 3 & 9 months - Children	0	9	0.0%	42.9%	47.3%	58.0%
% of FP17s for the same patient ID Re-attending between 3 & 9 months - Adults	3	111	2.7%	35.8%	38.3%	50.5%
% of FP17s for Band 1 Urgent Courses	2	117	1.7%	10.8%	10.5%	9.0%
% of FP17s Relating to Free Repair or Replacements	0	117	0.0%	0.5%	0.6%	0.8%
% of FP17s Relating to Continuations	0	117	0.0%	0.7%	0.8%	1.1%
% of Patients satisfied with the dentistry they have received	1	1	N/A	88.9%	89.0%	91.5%
% of Patients satisfied with the time they had to wait for an appointment	1	1	N/A	81.7%	84.2%	87.9%

* This is based on patients treated on this contract for their most recent course of treatment. Figures in italics indicate the base number of FP17s or Patient Questionnaire responses are less than 100. N/A is shown where the base number of responses is less than 10 during the period. % is calculated as Quantity/Base number*100

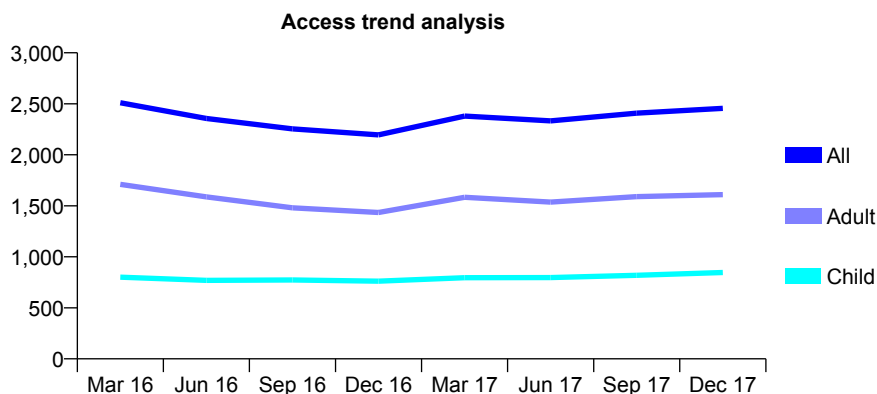
Q61 - Vital Signs At a Glance Contract Report for 118206/0001 - December 2017

Name or company name	Mr Chirag Patel and Mr Manish Patel
Contract type name	GDS Contract
Purpose of contract	General
Contract start date	01/06/2011
Contract end date	

17/18 Contracted general activity (UDA)	5,643
Carry forward general activity (UDA)	6
17/18 Contracted orthodontic activity (UOA)	0
Carry forward orthodontic activity (UOA)	0
Baseline contract value	£155,040.75

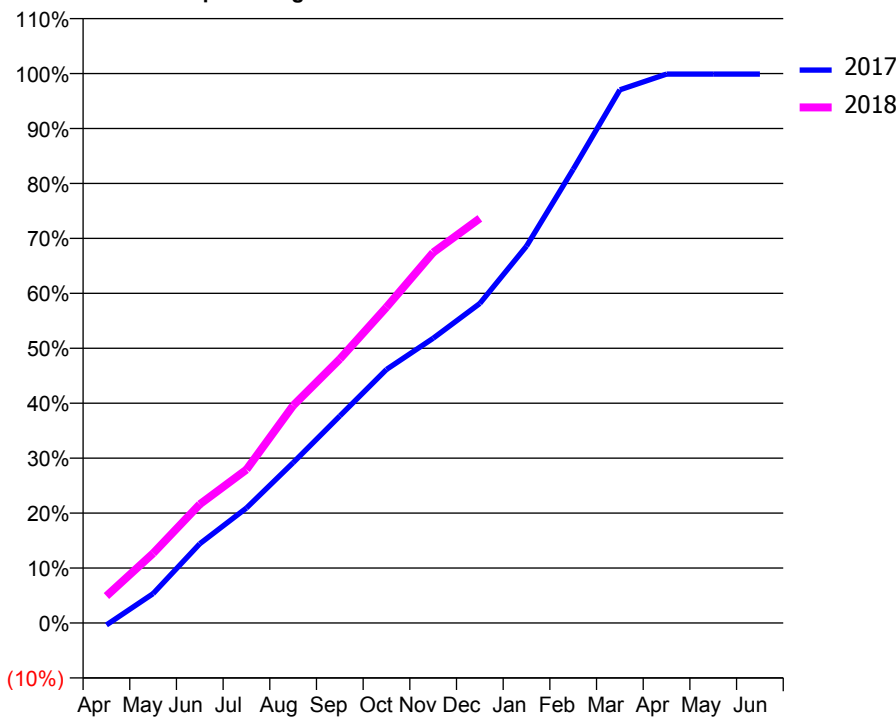
ACCESS*

Patients seen in 24 months	Total	Change since previous quarter
Quarter ending December 2016	2,196	
Quarter ending March 2017	2,380	↑
Quarter ending June 2017	2,333	↓
Quarter ending September 2017	2,409	↑
Quarter ending December 2017	2,456	→
Variance since December 2016	11.8%	↑



ACTIVITY

Cumulative percentage of contracted UDA delivered 2017 & 2018



Month	Adjusted Scheduled Activity (UDA)	
	2017	2018
April	-21	277
May	302	716
June	814	1,220
July	1,181	1,576
August	1,646	2,233
September	2,126	2,710
October	2,604	3,243
November	2,924	3,804
December	3,282	4,155
January	3,871	
February	4,659	
March	5,475	
April	5,637	
May	5,637	
June	5,637	

QUALITY

	Quantity	Base Number	Contract	AT	Region	England
% of FP17s for the same patient ID Re-attending within 3 months - Children	46	787	5.8%	10.5%	11.6%	12.0%
% of FP17s for the same patient ID Re-attending within 3 months - Adults	178	1,213	14.7%	16.0%	16.7%	15.9%
% of FP17s for the same patient ID Re-attending between 3 & 9 months - Children	377	787	47.9%	42.9%	47.3%	58.0%
% of FP17s for the same patient ID Re-attending between 3 & 9 months - Adults	422	1,213	34.8%	35.8%	38.3%	50.5%
% of FP17s for Band 1 Urgent Courses	215	1,927	11.2%	10.8%	10.5%	9.0%
% of FP17s Relating to Free Repair or Replacements	1	1,927	0.1%	0.5%	0.6%	0.8%
% of FP17s Relating to Continuations	30	1,927	1.6%	0.7%	0.8%	1.1%
% of Patients satisfied with the dentistry they have received	1	1	N/A	88.9%	89.0%	91.5%
% of Patients satisfied with the time they had to wait for an appointment	1	1	N/A	81.7%	84.2%	87.9%

* This is based on patients treated on this contract for their most recent course of treatment. Figures in italics indicate the base number of FP17s or Patient Questionnaire responses are less than 100. N/A is shown where the base number of responses is less than 10 during the period. % is calculated as Quantity/Base number*100

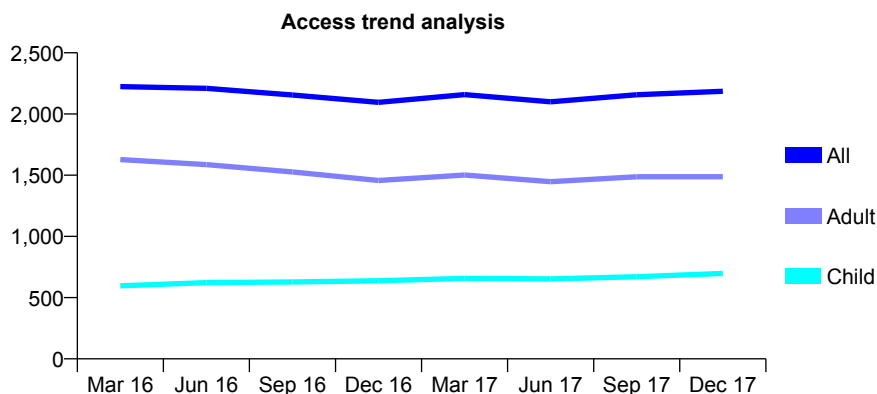
Q61 - Vital Signs At a Glance Contract Report for 118206/0002 - December 2017

Name or company name	Mr Chirag Patel and Mr Manish Patel
Contract type name	GDS Contract
Purpose of contract	General
Contract start date	01/10/2011
Contract end date	

17/18 Contracted general activity (UDA)	4,674
Carry forward general activity (UDA)	183
17/18 Contracted orthodontic activity (UOA)	0
Carry forward orthodontic activity (UOA)	0
Baseline contract value	£129,363.24

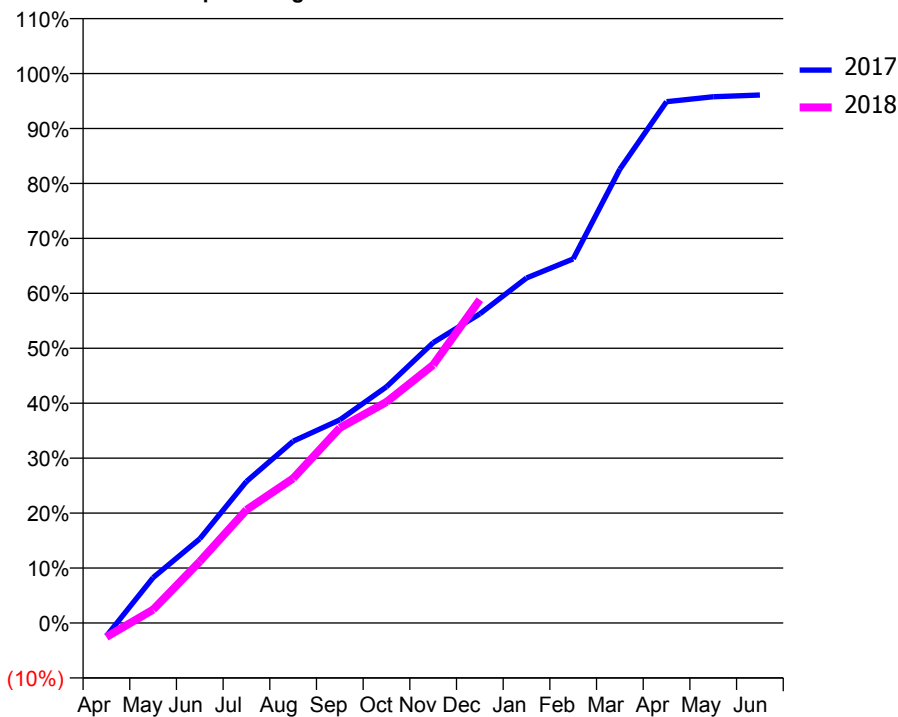
ACCESS*

Patients seen in 24 months	Total	Change since previous quarter
Quarter ending December 2016	2,095	
Quarter ending March 2017	2,159	↑
Quarter ending June 2017	2,100	↓
Quarter ending September 2017	2,157	↑
Quarter ending December 2017	2,186	→
Variance since December 2016	4.3%	↑



ACTIVITY

Cumulative percentage of contracted UDA delivered 2017 & 2018



Month	Adjusted Scheduled Activity (UDA)	
	2017	2018
April	-112	-120
May	386	114
June	717	524
July	1,204	963
August	1,547	1,231
September	1,728	1,660
October	2,009	1,880
November	2,385	2,196
December	2,630	2,750
January	2,935	
February	3,098	
March	3,861	
April	4,434	
May	4,476	
June	4,491	

QUALITY

	Quantity	Base Number	Contract	AT	Region	England
% of FP17s for the same patient ID Re-attending within 3 months - Children	36	547	6.6%	10.5%	11.6%	12.0%
% of FP17s for the same patient ID Re-attending within 3 months - Adults	137	1,078	12.7%	16.0%	16.7%	15.9%
% of FP17s for the same patient ID Re-attending between 3 & 9 months - Children	228	547	41.7%	42.9%	47.3%	58.0%
% of FP17s for the same patient ID Re-attending between 3 & 9 months - Adults	251	1,078	23.3%	35.8%	38.3%	50.5%
% of FP17s for Band 1 Urgent Courses	168	1,378	12.2%	10.8%	10.5%	9.0%
% of FP17s Relating to Free Repair or Replacements	4	1,378	0.3%	0.5%	0.6%	0.8%
% of FP17s Relating to Continuations	13	1,378	0.9%	0.7%	0.8%	1.1%
% of Patients satisfied with the dentistry they have received	0	0	N/A	88.9%	89.0%	91.5%
% of Patients satisfied with the time they had to wait for an appointment	0	0	N/A	81.7%	84.2%	87.9%

* This is based on patients treated on this contract for their most recent course of treatment. Figures in italics indicate the base number of FP17s or Patient Questionnaire responses are less than 100. N/A is shown where the base number of responses is less than 10 during the period. % is calculated as Quantity/Base number*100

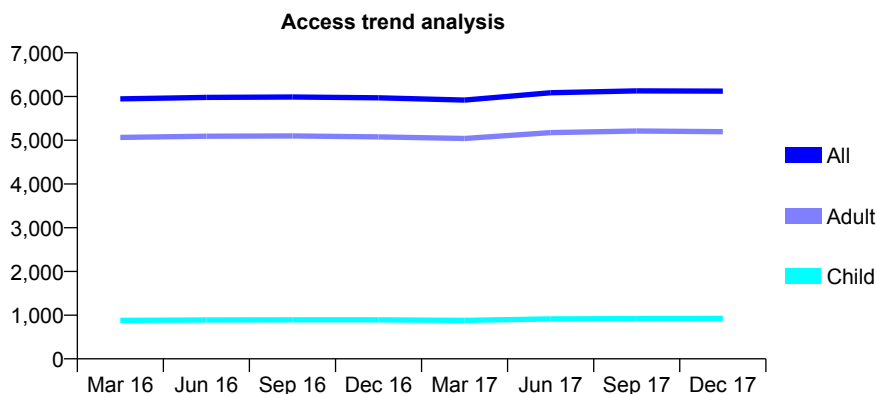
Q61 - Vital Signs At a Glance Contract Report for 119083/0001 - December 2017

Name or company name	Parkway Dental Care
Contract type name	GDS Contract
Purpose of contract	General
Contract start date	01/03/2011
Contract end date	

17/18 Contracted general activity (UDA)	19,435
Carry forward general activity (UDA)	0
17/18 Contracted orthodontic activity (UOA)	0
Carry forward orthodontic activity (UOA)	0
Baseline contract value	£419,125.34

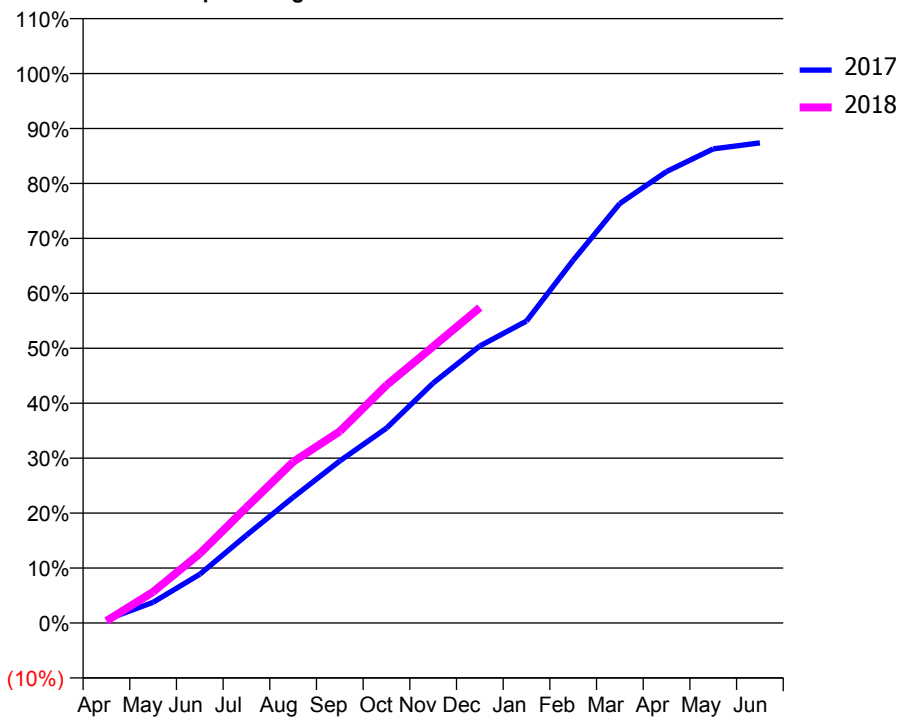
ACCESS*

Patients seen in 24 months	Total	Change since previous quarter
Quarter ending December 2016	5,971	
Quarter ending March 2017	5,920	→
Quarter ending June 2017	6,088	↑
Quarter ending September 2017	6,130	→
Quarter ending December 2017	6,122	→
Variance since December 2016	2.5%	↑



ACTIVITY

Cumulative percentage of contracted UDA delivered 2017 & 2018



Month	Adjusted Scheduled Activity (UDA)	
	2017	2018
April	121	71
May	734	1,101
June	1,725	2,455
July	3,105	4,093
August	4,445	5,698
September	5,730	6,778
October	6,891	8,411
November	8,486	9,777
December	9,798	11,157
January	10,680	
February	12,829	
March	14,838	
April	15,965	
May	16,768	
June	16,982	

QUALITY

	Quantity	Base Number	Contract	AT	Region	England
% of FP17s for the same patient ID Re-attending within 3 months - Children	37	837	4.4%	10.5%	11.6%	12.0%
% of FP17s for the same patient ID Re-attending within 3 months - Adults	651	4,654	14.0%	16.0%	16.7%	15.9%
% of FP17s for the same patient ID Re-attending between 3 & 9 months - Children	346	837	41.3%	42.9%	47.3%	58.0%
% of FP17s for the same patient ID Re-attending between 3 & 9 months - Adults	1,768	4,654	38.0%	35.8%	38.3%	50.5%
% of FP17s for Band 1 Urgent Courses	407	4,941	8.2%	10.8%	10.5%	9.0%
% of FP17s Relating to Free Repair or Replacements	43	4,941	0.9%	0.5%	0.6%	0.8%
% of FP17s Relating to Continuations	14	4,941	0.3%	0.7%	0.8%	1.1%
% of Patients satisfied with the dentistry they have received	9	9	N/A	88.9%	89.0%	91.5%
% of Patients satisfied with the time they had to wait for an appointment	5	9	N/A	81.7%	84.2%	87.9%

* This is based on patients treated on this contract for their most recent course of treatment. Figures in italics indicate the base number of FP17s or Patient Questionnaire responses are less than 100. N/A is shown where the base number of responses is less than 10 during the period. % is calculated as Quantity/Base number*100

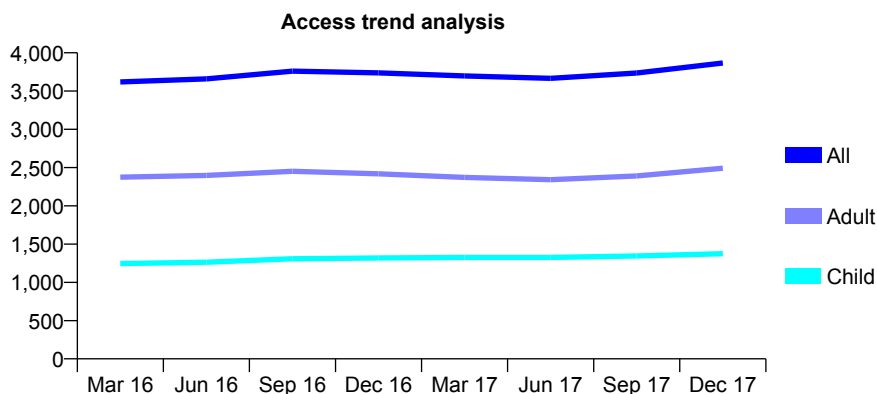
Q61 - Vital Signs At a Glance Contract Report for 119156/0001 - December 2017

Name or company name	Amshell Ltd
Contract type name	GDS Contract
Purpose of contract	General
Contract start date	01/10/2011
Contract end date	

17/18 Contracted general activity (UDA)	12,506
Carry forward general activity (UDA)	-250
17/18 Contracted orthodontic activity (UOA)	0
Carry forward orthodontic activity (UOA)	0
Baseline contract value	£526,140.31

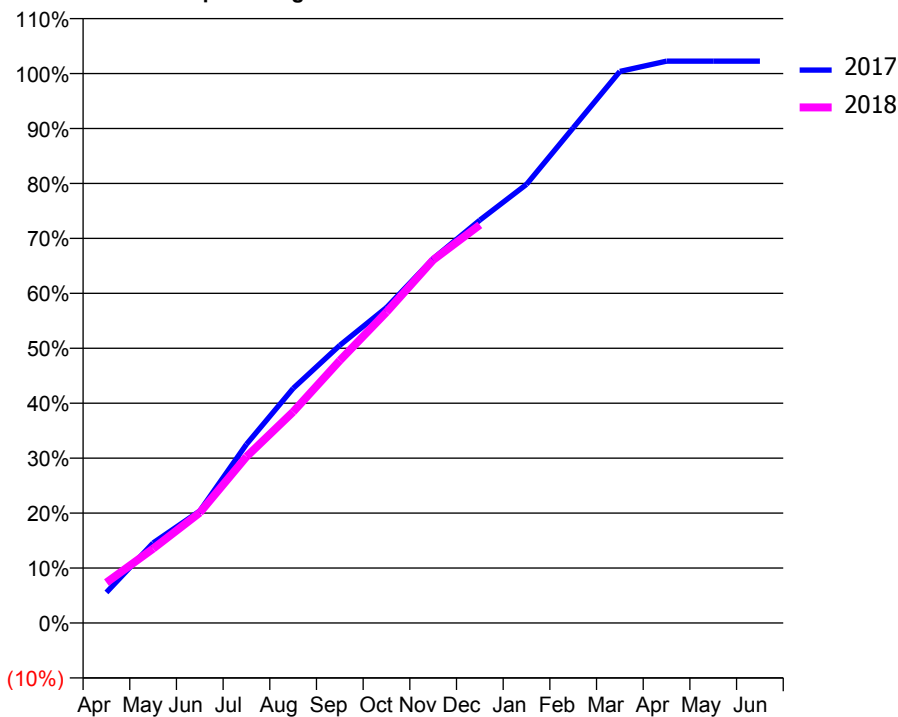
ACCESS*

Patients seen in 24 months	Total	Change since previous quarter
Quarter ending December 2016	3,737	
Quarter ending March 2017	3,697	↓
Quarter ending June 2017	3,667	→
Quarter ending September 2017	3,736	→
Quarter ending December 2017	3,866	↑
Variance since December 2016	3.5%	↑



ACTIVITY

Cumulative percentage of contracted UDA delivered 2017 & 2018



Month	Adjusted Scheduled Activity (UDA)	
	2017	2018
April	695	921
May	1,822	1,693
June	2,550	2,510
July	4,068	3,787
August	5,340	4,804
September	6,321	5,973
October	7,178	7,076
November	8,292	8,262
December	9,169	9,060
January	9,983	
February	11,270	
March	12,552	
April	12,786	
May	12,786	
June	12,786	

QUALITY

	Quantity	Base Number	Contract	AT	Region	England
% of FP17s for the same patient ID Re-attending within 3 months - Children	97	1,186	8.2%	10.5%	11.6%	12.0%
% of FP17s for the same patient ID Re-attending within 3 months - Adults	376	2,024	18.6%	16.0%	16.7%	15.9%
% of FP17s for the same patient ID Re-attending between 3 & 9 months - Children	500	1,186	42.2%	42.9%	47.3%	58.0%
% of FP17s for the same patient ID Re-attending between 3 & 9 months - Adults	562	2,024	27.8%	35.8%	38.3%	50.5%
% of FP17s for Band 1 Urgent Courses	641	3,139	20.4%	10.8%	10.5%	9.0%
% of FP17s Relating to Free Repair or Replacements	6	3,139	0.2%	0.5%	0.6%	0.8%
% of FP17s Relating to Continuations	2	3,139	0.1%	0.7%	0.8%	1.1%
% of Patients satisfied with the dentistry they have received	3	3	N/A	88.9%	89.0%	91.5%
% of Patients satisfied with the time they had to wait for an appointment	2	3	N/A	81.7%	84.2%	87.9%

* This is based on patients treated on this contract for their most recent course of treatment. Figures in italics indicate the base number of FP17s or Patient Questionnaire responses are less than 100. N/A is shown where the base number of responses is less than 10 during the period. % is calculated as Quantity/Base number*100

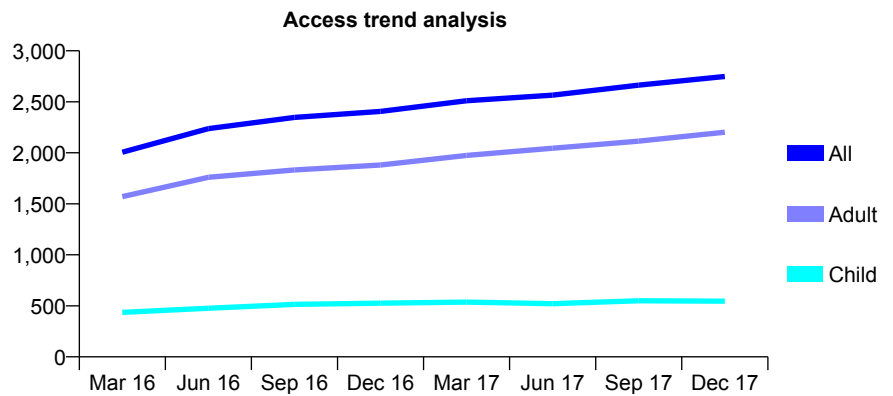
Q61 - Vital Signs At a Glance Contract Report for 119881/0001 - December 2017

Name or company name	Mr Ashish Patel
Contract type name	GDS Contract
Purpose of contract	General
Contract start date	01/08/2014
Contract end date	

17/18 Contracted general activity (UDA)	6,300
Carry forward general activity (UDA)	-60
17/18 Contracted orthodontic activity (UOA)	0
Carry forward orthodontic activity (UOA)	0
Baseline contract value	£144,871.41

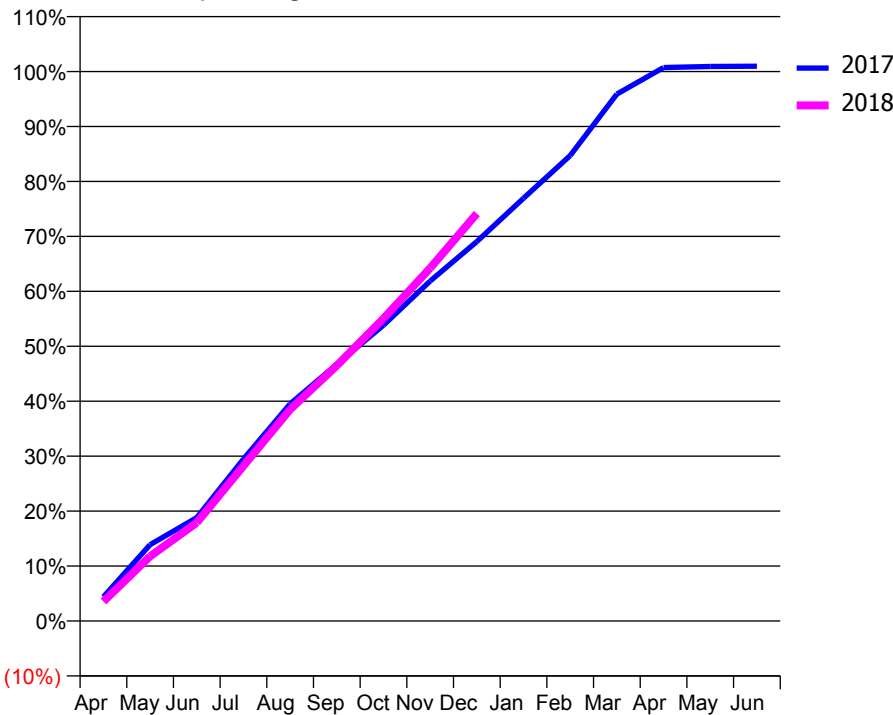
ACCESS*

Patients seen in 24 months	Total	Change since previous quarter
Quarter ending December 2016	2,406	
Quarter ending March 2017	2,510	↑
Quarter ending June 2017	2,566	↑
Quarter ending September 2017	2,664	↑
Quarter ending December 2017	2,748	↑
Variance since December 2016	14.2%	↑



ACTIVITY

Cumulative percentage of contracted UDA delivered 2017 & 2018



Month	Adjusted Scheduled Activity (UDA)	
	2017	2018
April	278	223
May	876	742
June	1,185	1,127
July	1,857	1,779
August	2,490	2,425
September	2,943	2,929
October	3,392	3,468
November	3,897	4,047
December	4,350	4,672
January	4,847	
February	5,336	
March	6,040	
April	6,346	
May	6,358	
June	6,360	

QUALITY

	Quantity	Base Number	Contract	AT	Region	England
% of FP17s for the same patient ID Re-attending within 3 months - Children	42	443	9.5%	10.5%	11.6%	12.0%
% of FP17s for the same patient ID Re-attending within 3 months - Adults	245	1,710	14.3%	16.0%	16.7%	15.9%
% of FP17s for the same patient ID Re-attending between 3 & 9 months - Children	170	443	38.4%	42.9%	47.3%	58.0%
% of FP17s for the same patient ID Re-attending between 3 & 9 months - Adults	453	1,710	26.5%	35.8%	38.3%	50.5%
% of FP17s for Band 1 Urgent Courses	333	2,044	16.3%	10.8%	10.5%	9.0%
% of FP17s Relating to Free Repair or Replacements	5	2,044	0.2%	0.5%	0.6%	0.8%
% of FP17s Relating to Continuations	12	2,044	0.6%	0.7%	0.8%	1.1%
% of Patients satisfied with the dentistry they have received	0	0	N/A	88.9%	89.0%	91.5%
% of Patients satisfied with the time they had to wait for an appointment	0	0	N/A	81.7%	84.2%	87.9%

* This is based on patients treated on this contract for their most recent course of treatment. Figures in italics indicate the base number of FP17s or Patient Questionnaire responses are less than 100. N/A is shown where the base number of responses is less than 10 during the period. % is calculated as Quantity/Base number*100

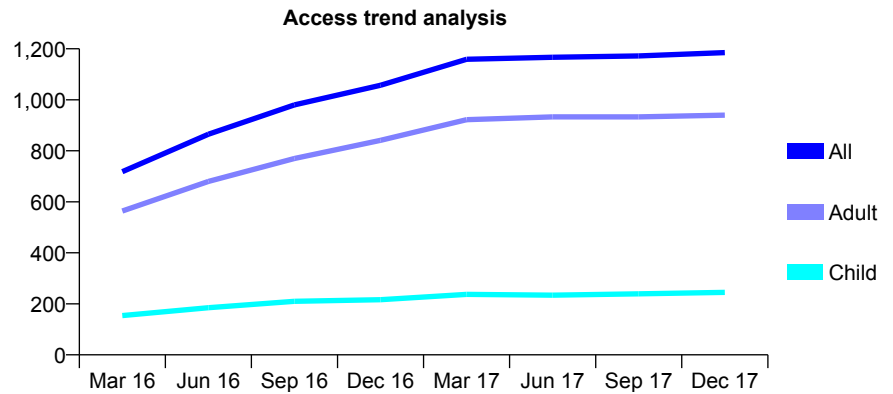
Q61 - Vital Signs At a Glance Contract Report for 120219/0001 - December 2017

Name or company name	SMILE DENT - Green Lanes
Contract type name	GDS Contract
Purpose of contract	General
Contract start date	01/04/2015
Contract end date	

17/18 Contracted general activity (UDA)	3,786
Carry forward general activity (UDA)	-76
17/18 Contracted orthodontic activity (UOA)	0
Carry forward orthodontic activity (UOA)	0
Baseline contract value	£105,839.08

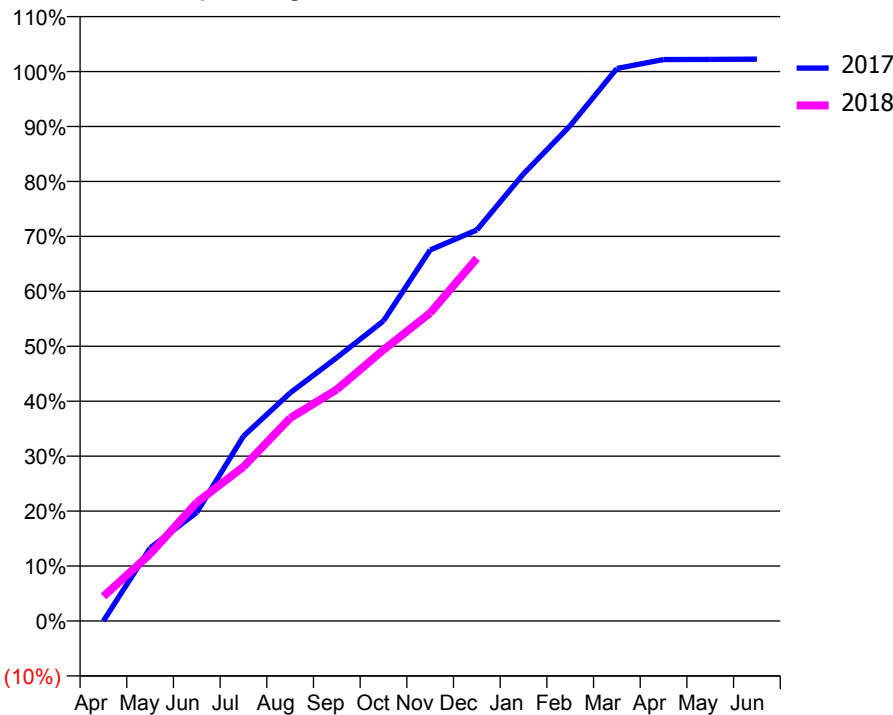
ACCESS*

Patients seen in 24 months	Total	Change since previous quarter
Quarter ending December 2016	1,057	
Quarter ending March 2017	1,159	↑
Quarter ending June 2017	1,167	→
Quarter ending September 2017	1,172	→
Quarter ending December 2017	1,185	→
Variance since December 2016	12.1%	↑



ACTIVITY

Cumulative percentage of contracted UDA delivered 2017 & 2018



Month	Adjusted Scheduled Activity (UDA)	
	2017	2018
April	0	169
May	503	461
June	749	817
July	1,274	1,063
August	1,571	1,398
September	1,815	1,595
October	2,067	1,868
November	2,557	2,123
December	2,694	2,499
January	3,081	
February	3,413	
March	3,806	
April	3,868	
May	3,869	
June	3,871	

QUALITY

	Quantity	Base Number	Contract	AT	Region	England
% of FP17s for the same patient ID Re-attending within 3 months - Children	16	233	6.9%	10.5%	11.6%	12.0%
% of FP17s for the same patient ID Re-attending within 3 months - Adults	120	851	14.1%	16.0%	16.7%	15.9%
% of FP17s for the same patient ID Re-attending between 3 & 9 months - Children	133	233	57.1%	42.9%	47.3%	58.0%
% of FP17s for the same patient ID Re-attending between 3 & 9 months - Adults	424	851	49.8%	35.8%	38.3%	50.5%
% of FP17s for Band 1 Urgent Courses	89	1,045	8.5%	10.8%	10.5%	9.0%
% of FP17s Relating to Free Repair or Replacements	16	1,045	1.5%	0.5%	0.6%	0.8%
% of FP17s Relating to Continuations	7	1,045	0.7%	0.7%	0.8%	1.1%
% of Patients satisfied with the dentistry they have received	2	2	N/A	88.9%	89.0%	91.5%
% of Patients satisfied with the time they had to wait for an appointment	2	2	N/A	81.7%	84.2%	87.9%

* This is based on patients treated on this contract for their most recent course of treatment. Figures in italics indicate the base number of FP17s or Patient Questionnaire responses are less than 100. N/A is shown where the base number of responses is less than 10 during the period. % is calculated as Quantity/Base number*100

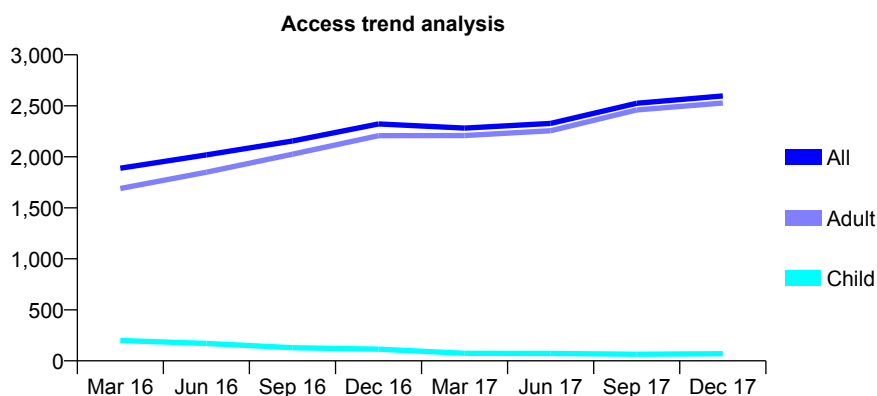
Q61 - Vital Signs At a Glance Contract Report for 120340/0001 - December 2017

Name or company name	MR MR MANBAJOOD
Contract type name	GDS Contract
Purpose of contract	General
Contract start date	11/04/2013
Contract end date	

17/18 Contracted general activity (UDA)	3,657
Carry forward general activity (UDA)	-17
17/18 Contracted orthodontic activity (UOA)	0
Carry forward orthodontic activity (UOA)	0
Baseline contract value	£105,929.75

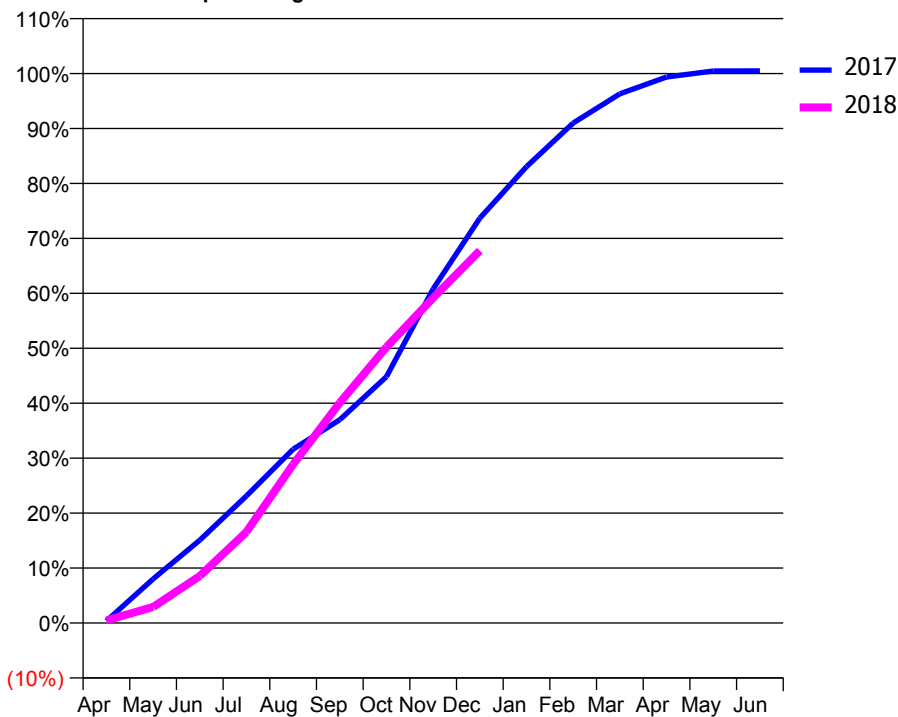
ACCESS*

Patients seen in 24 months	Total	Change since previous quarter
Quarter ending December 2016	2,322	
Quarter ending March 2017	2,282	↓
Quarter ending June 2017	2,327	→
Quarter ending September 2017	2,525	↑
Quarter ending December 2017	2,597	↑
Variance since December 2016	11.8%	↑



ACTIVITY

Cumulative percentage of contracted UDA delivered 2017 & 2018



Month	Adjusted Scheduled Activity (UDA)	
	2017	2018
April	14	17
May	293	107
June	552	313
July	846	607
August	1,157	1,055
September	1,353	1,466
October	1,639	1,836
November	2,224	2,164
December	2,695	2,478
January	3,038	
February	3,327	
March	3,521	
April	3,633	
May	3,673	
June	3,674	

QUALITY

	Quantity	Base Number	Contract	AT	Region	England
% of FP17s for the same patient ID Re-attending within 3 months - Children	4	40	10.0%	10.5%	11.6%	12.0%
% of FP17s for the same patient ID Re-attending within 3 months - Adults	81	1,370	5.9%	16.0%	16.7%	15.9%
% of FP17s for the same patient ID Re-attending between 3 & 9 months - Children	8	40	20.0%	42.9%	47.3%	58.0%
% of FP17s for the same patient ID Re-attending between 3 & 9 months - Adults	118	1,370	8.6%	35.8%	38.3%	50.5%
% of FP17s for Band 1 Urgent Courses	123	1,303	9.4%	10.8%	10.5%	9.0%
% of FP17s Relating to Free Repair or Replacements	6	1,303	0.5%	0.5%	0.6%	0.8%
% of FP17s Relating to Continuations	4	1,303	0.3%	0.7%	0.8%	1.1%
% of Patients satisfied with the dentistry they have received	1	1	N/A	88.9%	89.0%	91.5%
% of Patients satisfied with the time they had to wait for an appointment	1	1	N/A	81.7%	84.2%	87.9%

* This is based on patients treated on this contract for their most recent course of treatment. Figures in italics indicate the base number of FP17s or Patient Questionnaire responses are less than 100. N/A is shown where the base number of responses is less than 10 during the period. % is calculated as Quantity/Base number*100

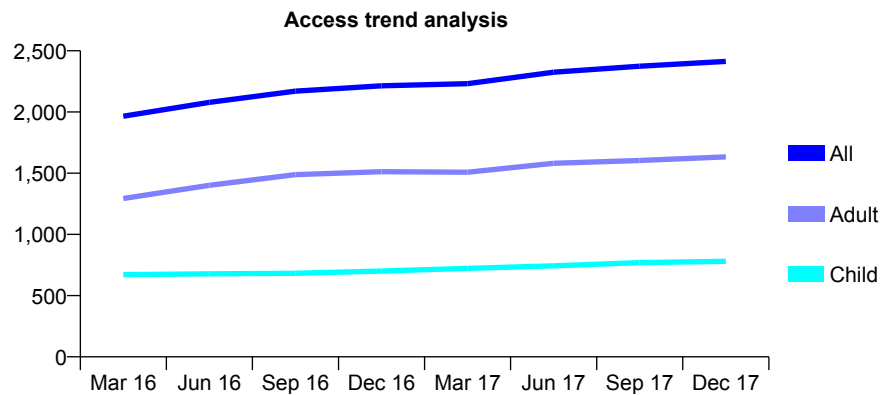
Q61 - Vital Signs At a Glance Contract Report for 121592/0001 - December 2017

Name or company name	Colney Hatch Dental Practice Ltd
Contract type name	GDS Contract
Purpose of contract	General
Contract start date	01/07/2008
Contract end date	

17/18 Contracted general activity (UDA)	5,744
Carry forward general activity (UDA)	0
17/18 Contracted orthodontic activity (UOA)	0
Carry forward orthodontic activity (UOA)	0
Baseline contract value	£183,379.97

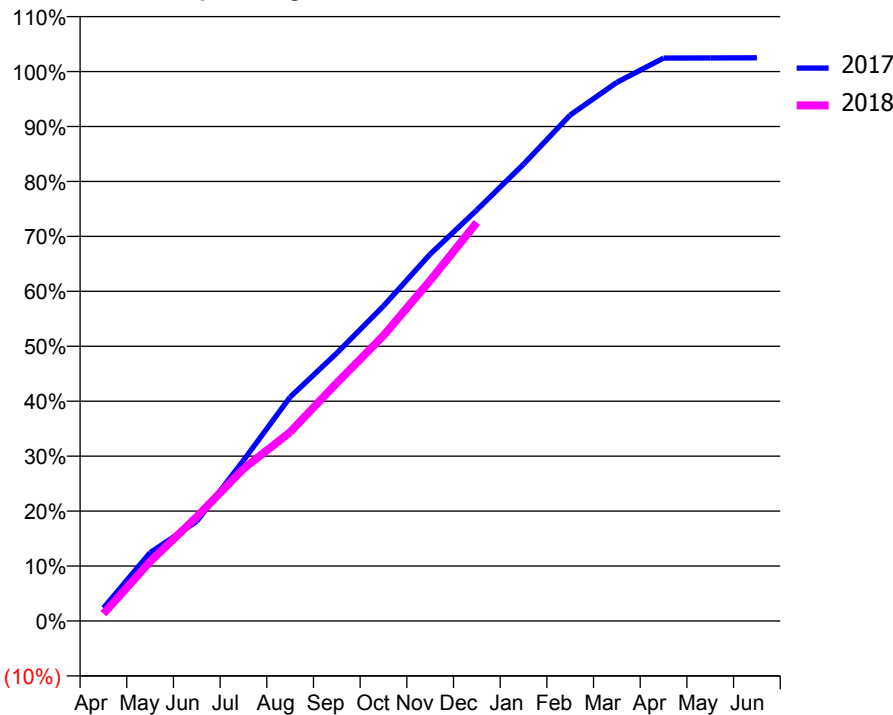
ACCESS*

Patients seen in 24 months	Total	Change since previous quarter
Quarter ending December 2016	2,214	
Quarter ending March 2017	2,231	→
Quarter ending June 2017	2,325	↑
Quarter ending September 2017	2,374	↑
Quarter ending December 2017	2,413	→
Variance since December 2016	9.0%	↑



ACTIVITY

Cumulative percentage of contracted UDA delivered 2017 & 2018



Month	Adjusted Scheduled Activity (UDA)	
	2017	2018
April	136	76
May	714	621
June	1,042	1,089
July	1,679	1,591
August	2,341	1,974
September	2,801	2,488
October	3,293	2,983
November	3,836	3,560
December	4,296	4,165
January	4,775	
February	5,289	
March	5,631	
April	5,884	
May	5,885	
June	5,887	

QUALITY

	Quantity	Base Number	Contract	AT	Region	England
% of FP17s for the same patient ID Re-attending within 3 months - Children	71	826	8.6%	10.5%	11.6%	12.0%
% of FP17s for the same patient ID Re-attending within 3 months - Adults	191	1,351	14.1%	16.0%	16.7%	15.9%
% of FP17s for the same patient ID Re-attending between 3 & 9 months - Children	453	826	54.8%	42.9%	47.3%	58.0%
% of FP17s for the same patient ID Re-attending between 3 & 9 months - Adults	410	1,351	30.3%	35.8%	38.3%	50.5%
% of FP17s for Band 1 Urgent Courses	243	2,045	11.9%	10.8%	10.5%	9.0%
% of FP17s Relating to Free Repair or Replacements	5	2,045	0.2%	0.5%	0.6%	0.8%
% of FP17s Relating to Continuations	8	2,045	0.4%	0.7%	0.8%	1.1%
% of Patients satisfied with the dentistry they have received	2	2	N/A	88.9%	89.0%	91.5%
% of Patients satisfied with the time they had to wait for an appointment	2	2	N/A	81.7%	84.2%	87.9%

* This is based on patients treated on this contract for their most recent course of treatment. Figures in italics indicate the base number of FP17s or Patient Questionnaire responses are less than 100. N/A is shown where the base number of responses is less than 10 during the period. % is calculated as Quantity/Base number*100

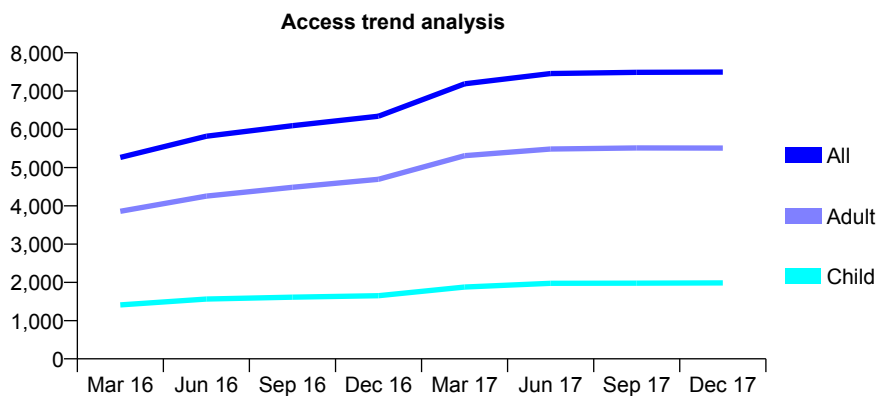
Q61 - Vital Signs At a Glance Contract Report for 122734/0001 - December 2017

Name or company name	Woodford Partnership
Contract type name	GDS Contract
Purpose of contract	General
Contract start date	01/02/2015
Contract end date	

17/18 Contracted general activity (UDA)	18,678
Carry forward general activity (UDA)	120
17/18 Contracted orthodontic activity (UOA)	0
Carry forward orthodontic activity (UOA)	0
Baseline contract value	£466,451.82

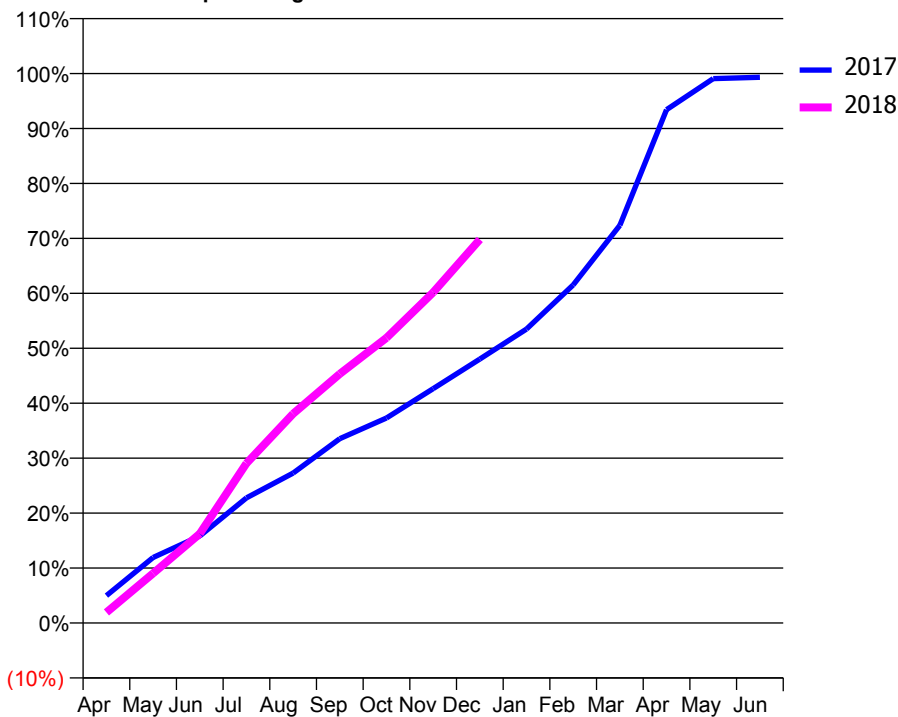
ACCESS*

Patients seen in 24 months	Total	Change since previous quarter
Quarter ending December 2016	6,344	
Quarter ending March 2017	7,189	↑
Quarter ending June 2017	7,457	↑
Quarter ending September 2017	7,491	→
Quarter ending December 2017	7,496	→
Variance since December 2016	18.2%	↑



ACTIVITY

Cumulative percentage of contracted UDA delivered 2017 & 2018



Month	Adjusted Scheduled Activity (UDA)	
	2017	2018
April	934	362
May	2,229	1,688
June	2,959	3,033
July	4,256	5,427
August	5,099	7,116
September	6,266	8,471
October	6,968	9,695
November	7,967	11,238
December	8,972	13,036
January	9,993	
February	11,491	
March	13,516	
April	17,447	
May	18,504	
June	18,550	

QUALITY

	Quantity	Base Number	Contract	AT	Region	England
% of FP17s for the same patient ID Re-attending within 3 months - Children	182	2,307	7.9%	10.5%	11.6%	12.0%
% of FP17s for the same patient ID Re-attending within 3 months - Adults	843	5,514	15.3%	16.0%	16.7%	15.9%
% of FP17s for the same patient ID Re-attending between 3 & 9 months - Children	940	2,307	40.7%	42.9%	47.3%	58.0%
% of FP17s for the same patient ID Re-attending between 3 & 9 months - Adults	1,803	5,514	32.7%	35.8%	38.3%	50.5%
% of FP17s for Band 1 Urgent Courses	557	5,686	9.8%	10.8%	10.5%	9.0%
% of FP17s Relating to Free Repair or Replacements	15	5,686	0.3%	0.5%	0.6%	0.8%
% of FP17s Relating to Continuations	126	5,686	2.2%	0.7%	0.8%	1.1%
% of Patients satisfied with the dentistry they have received	6	6	N/A	88.9%	89.0%	91.5%
% of Patients satisfied with the time they had to wait for an appointment	6	6	N/A	81.7%	84.2%	87.9%

* This is based on patients treated on this contract for their most recent course of treatment. Figures in italics indicate the base number of FP17s or Patient Questionnaire responses are less than 100. N/A is shown where the base number of responses is less than 10 during the period. % is calculated as Quantity/Base number*100

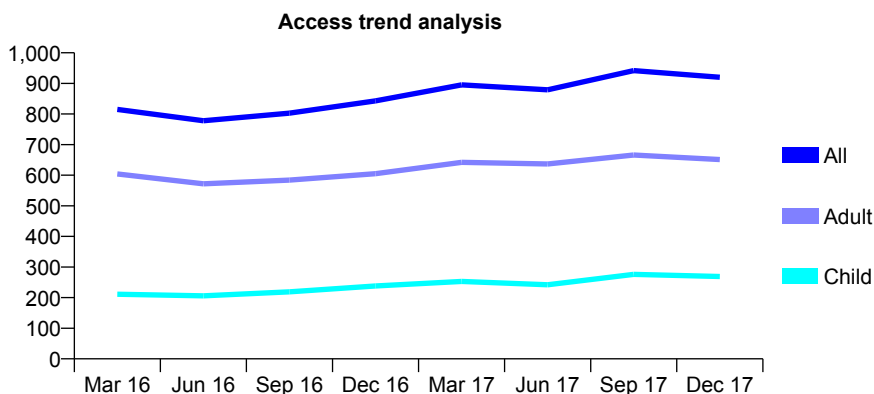
Q61 - Vital Signs At a Glance Contract Report for 122831/0001 - December 2017

Name or company name	Mrs N Mistry & Miss P Mistry
Contract type name	GDS Contract
Purpose of contract	General
Contract start date	01/02/2012
Contract end date	

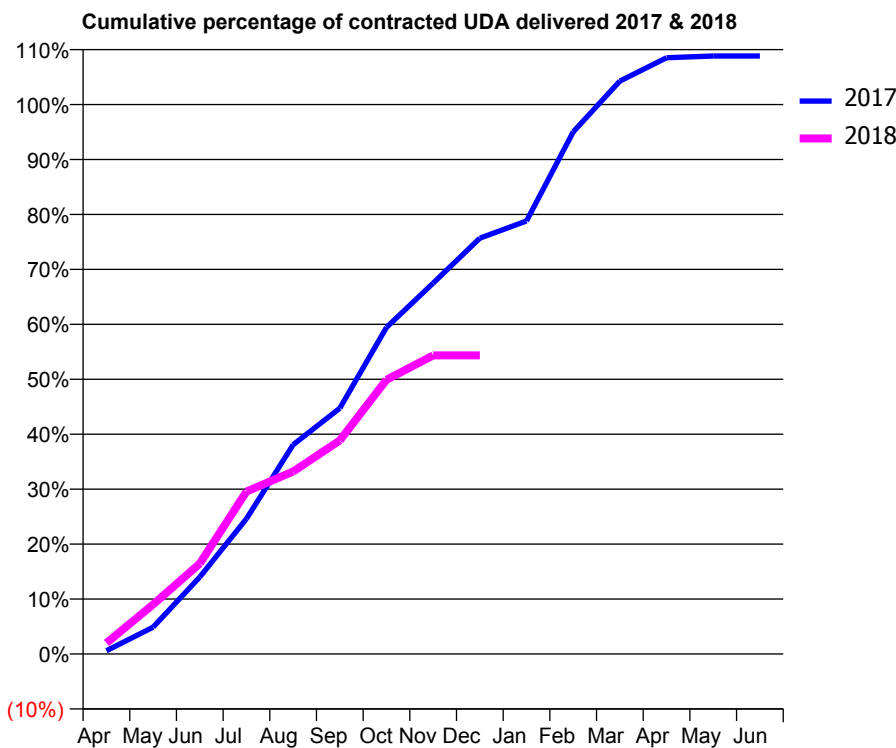
17/18 Contracted general activity (UDA)	1,902
Carry forward general activity (UDA)	-38
17/18 Contracted orthodontic activity (UOA)	0
Carry forward orthodontic activity (UOA)	0
Baseline contract value	£49,607.27

ACCESS*

Patients seen in 24 months	Total	Change since previous quarter
Quarter ending December 2016	843	
Quarter ending March 2017	895	↑
Quarter ending June 2017	879	↓
Quarter ending September 2017	942	↑
Quarter ending December 2017	920	↓
Variance since December 2016	9.1%	↑



ACTIVITY



Month	Adjusted Scheduled Activity (UDA)	
	2017	2018
April	11	38
May	93	171
June	266	313
July	468	562
August	724	632
September	851	739
October	1,131	949
November	1,284	1,034
December	1,439	1,034
January	1,499	
February	1,807	
March	1,983	
April	2,064	
May	2,070	
June	2,070	

QUALITY

	Quantity	Base Number	Contract	AT	Region	England
% of FP17s for the same patient ID Re-attending within 3 months - Children	7	141	5.0%	10.5%	11.6%	12.0%
% of FP17s for the same patient ID Re-attending within 3 months - Adults	26	368	7.1%	16.0%	16.7%	15.9%
% of FP17s for the same patient ID Re-attending between 3 & 9 months - Children	35	141	24.8%	42.9%	47.3%	58.0%
% of FP17s for the same patient ID Re-attending between 3 & 9 months - Adults	118	368	32.1%	35.8%	38.3%	50.5%
% of FP17s for Band 1 Urgent Courses	58	466	12.4%	10.8%	10.5%	9.0%
% of FP17s Relating to Free Repair or Replacements	4	466	0.9%	0.5%	0.6%	0.8%
% of FP17s Relating to Continuations	1	466	0.2%	0.7%	0.8%	1.1%
% of Patients satisfied with the dentistry they have received	0	0	N/A	88.9%	89.0%	91.5%
% of Patients satisfied with the time they had to wait for an appointment	0	0	N/A	81.7%	84.2%	87.9%

* This is based on patients treated on this contract for their most recent course of treatment. Figures in italics indicate the base number of FP17s or Patient Questionnaire responses are less than 100. N/A is shown where the base number of responses is less than 10 during the period. % is calculated as Quantity/Base number*100

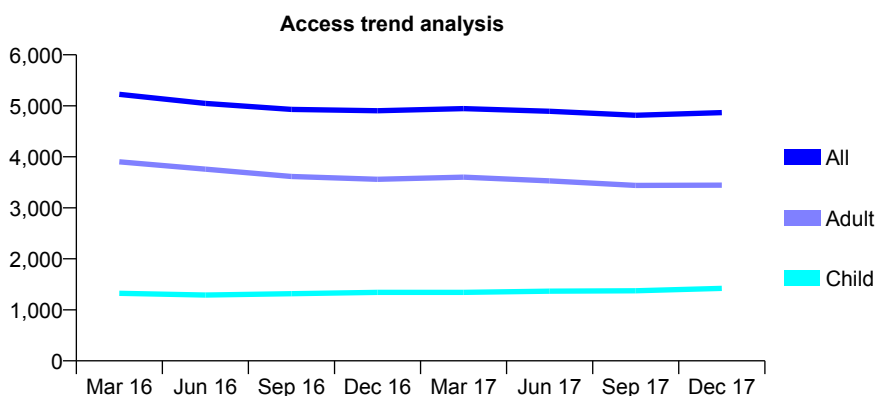
Q61 - Vital Signs At a Glance Contract Report for 123331/0001 - December 2017

Name or company name	East India Dock Road Dental Practice
Contract type name	GDS Contract
Purpose of contract	General
Contract start date	01/04/2007
Contract end date	

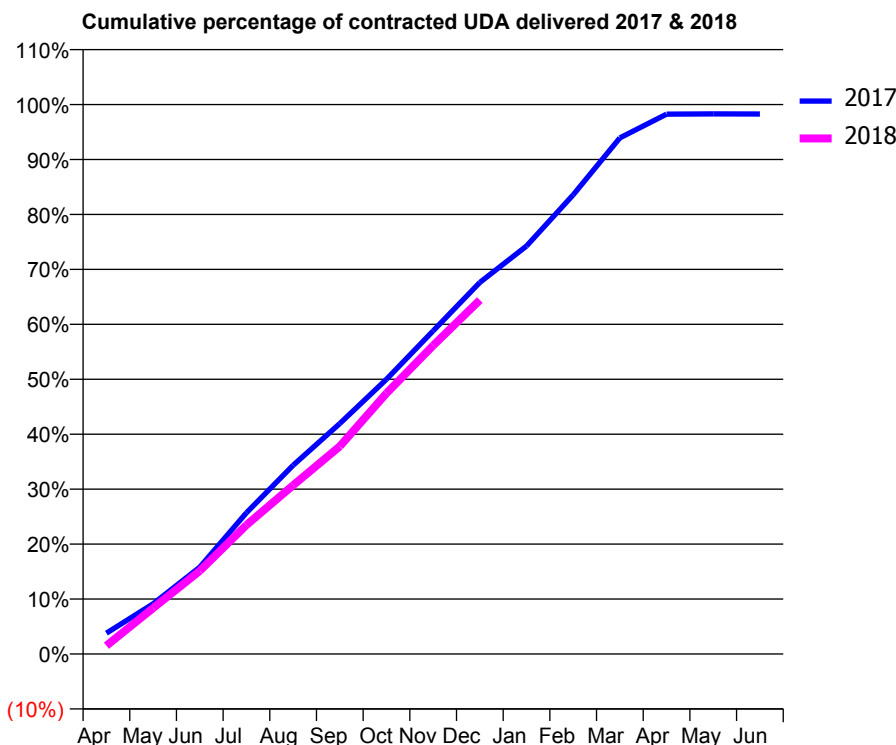
17/18 Contracted general activity (UDA)	13,697
Carry forward general activity (UDA)	236
17/18 Contracted orthodontic activity (UOA)	0
Carry forward orthodontic activity (UOA)	0
Baseline contract value	£401,495.82

ACCESS*

Patients seen in 24 months	Total	Change since previous quarter
Quarter ending December 2016	4,902	
Quarter ending March 2017	4,944	→
Quarter ending June 2017	4,893	↓
Quarter ending September 2017	4,815	↓
Quarter ending December 2017	4,866	→
Variance since December 2016	(0.7%)	→



ACTIVITY



Month	Adjusted Scheduled Activity (UDA)	
	2017	2018
April	519	207
May	1,250	1,145
June	2,167	2,073
July	3,523	3,216
August	4,706	4,206
September	5,744	5,176
October	6,848	6,499
November	8,054	7,690
December	9,263	8,823
January	10,169	
February	11,444	
March	12,864	
April	13,458	
May	13,463	
June	13,461	

QUALITY

	Quantity	Base Number	Contract	AT	Region	England
% of FP17s for the same patient ID Re-attending within 3 months - Children	58	1,237	4.7%	10.5%	11.6%	12.0%
% of FP17s for the same patient ID Re-attending within 3 months - Adults	253	2,749	9.2%	16.0%	16.7%	15.9%
% of FP17s for the same patient ID Re-attending between 3 & 9 months - Children	481	1,237	38.9%	42.9%	47.3%	58.0%
% of FP17s for the same patient ID Re-attending between 3 & 9 months - Adults	970	2,749	35.3%	35.8%	38.3%	50.5%
% of FP17s for Band 1 Urgent Courses	315	3,753	8.4%	10.8%	10.5%	9.0%
% of FP17s Relating to Free Repair or Replacements	22	3,753	0.6%	0.5%	0.6%	0.8%
% of FP17s Relating to Continuations	11	3,753	0.3%	0.7%	0.8%	1.1%
% of Patients satisfied with the dentistry they have received	0	0	N/A	88.9%	89.0%	91.5%
% of Patients satisfied with the time they had to wait for an appointment	0	0	N/A	81.7%	84.2%	87.9%

* This is based on patients treated on this contract for their most recent course of treatment. Figures in italics indicate the base number of FP17s or Patient Questionnaire responses are less than 100. N/A is shown where the base number of responses is less than 10 during the period. % is calculated as Quantity/Base number*100

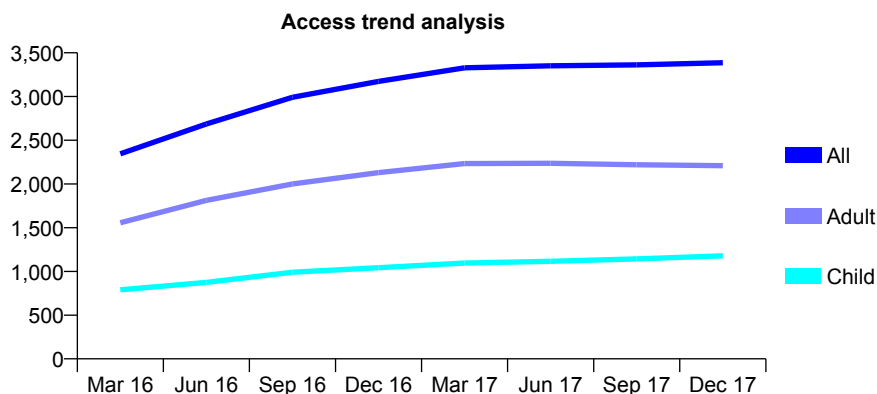
Q61 - Vital Signs At a Glance Contract Report for 124699/0001 - December 2017

Name or company name	Finchley Dental Care Practice Partnership
Contract type name	GDS Contract
Purpose of contract	General
Contract start date	01/03/2015
Contract end date	

17/18 Contracted general activity (UDA)	7,500
Carry forward general activity (UDA)	93
17/18 Contracted orthodontic activity (UOA)	0
Carry forward orthodontic activity (UOA)	0
Baseline contract value	£198,382.63

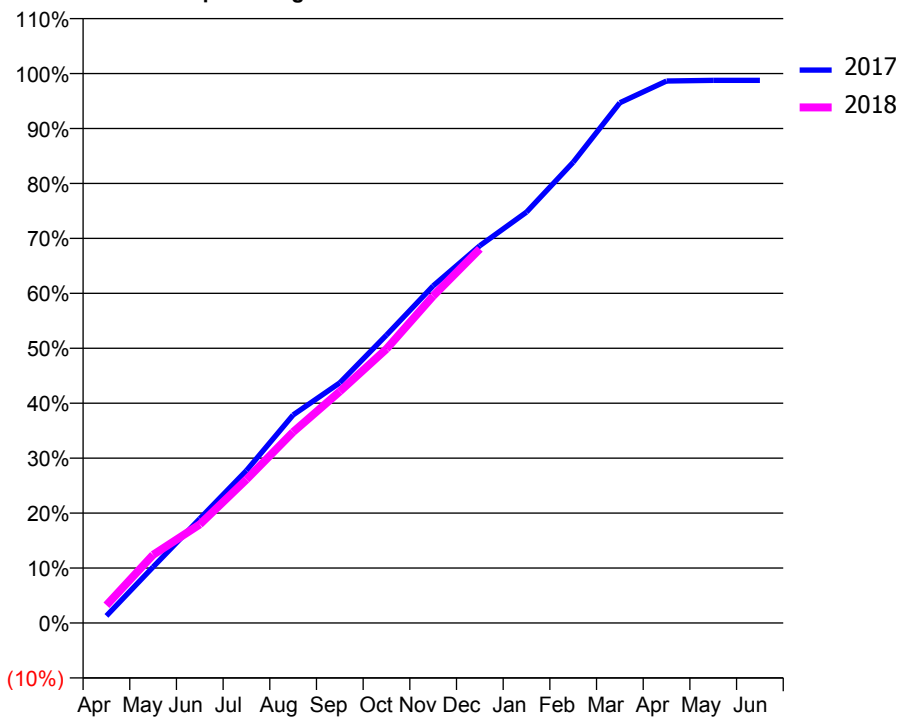
ACCESS*

Patients seen in 24 months	Total	Change since previous quarter
Quarter ending December 2016	3,173	
Quarter ending March 2017	3,328	↑
Quarter ending June 2017	3,351	→
Quarter ending September 2017	3,362	→
Quarter ending December 2017	3,387	→
Variance since December 2016	6.7%	↑



ACTIVITY

Cumulative percentage of contracted UDA delivered 2017 & 2018



Month	Adjusted Scheduled Activity (UDA)	
	2017	2018
April	97	243
May	765	930
June	1,424	1,346
July	2,082	1,959
August	2,841	2,607
September	3,279	3,160
October	3,931	3,741
November	4,602	4,464
December	5,149	5,105
January	5,608	
February	6,289	
March	7,101	
April	7,397	
May	7,407	
June	7,407	

QUALITY

	Quantity	Base Number	Contract	AT	Region	England
% of FP17s for the same patient ID Re-attending within 3 months - Children	68	1,084	6.3%	10.5%	11.6%	12.0%
% of FP17s for the same patient ID Re-attending within 3 months - Adults	265	1,774	14.9%	16.0%	16.7%	15.9%
% of FP17s for the same patient ID Re-attending between 3 & 9 months - Children	449	1,084	41.4%	42.9%	47.3%	58.0%
% of FP17s for the same patient ID Re-attending between 3 & 9 months - Adults	521	1,774	29.4%	35.8%	38.3%	50.5%
% of FP17s for Band 1 Urgent Courses	237	2,719	8.7%	10.8%	10.5%	9.0%
% of FP17s Relating to Free Repair or Replacements	6	2,719	0.2%	0.5%	0.6%	0.8%
% of FP17s Relating to Continuations	57	2,719	2.1%	0.7%	0.8%	1.1%
% of Patients satisfied with the dentistry they have received	2	2	N/A	88.9%	89.0%	91.5%
% of Patients satisfied with the time they had to wait for an appointment	2	2	N/A	81.7%	84.2%	87.9%

* This is based on patients treated on this contract for their most recent course of treatment. Figures in italics indicate the base number of FP17s or Patient Questionnaire responses are less than 100. N/A is shown where the base number of responses is less than 10 during the period. % is calculated as Quantity/Base number*100

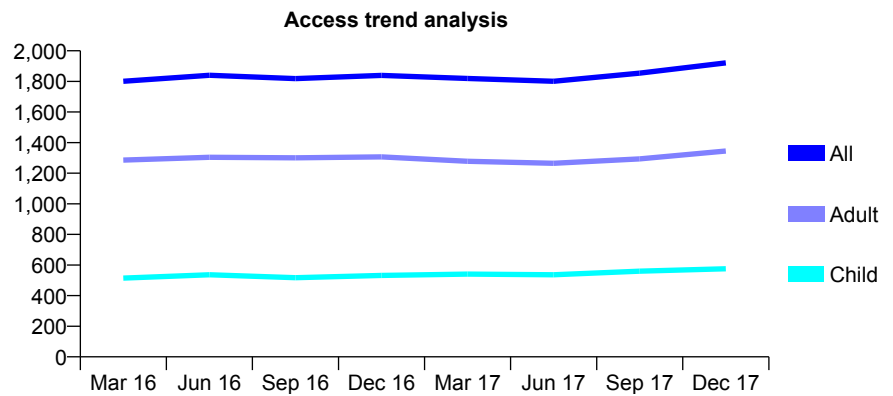
Q61 - Vital Signs At a Glance Contract Report for 124850/0001 - December 2017

Name or company name	Mona Lisa Smiles
Contract type name	GDS Contract
Purpose of contract	General
Contract start date	01/04/2008
Contract end date	

17/18 Contracted general activity (UDA)	5,343
Carry forward general activity (UDA)	-107
17/18 Contracted orthodontic activity (UOA)	0
Carry forward orthodontic activity (UOA)	0
Baseline contract value	£127,835.98

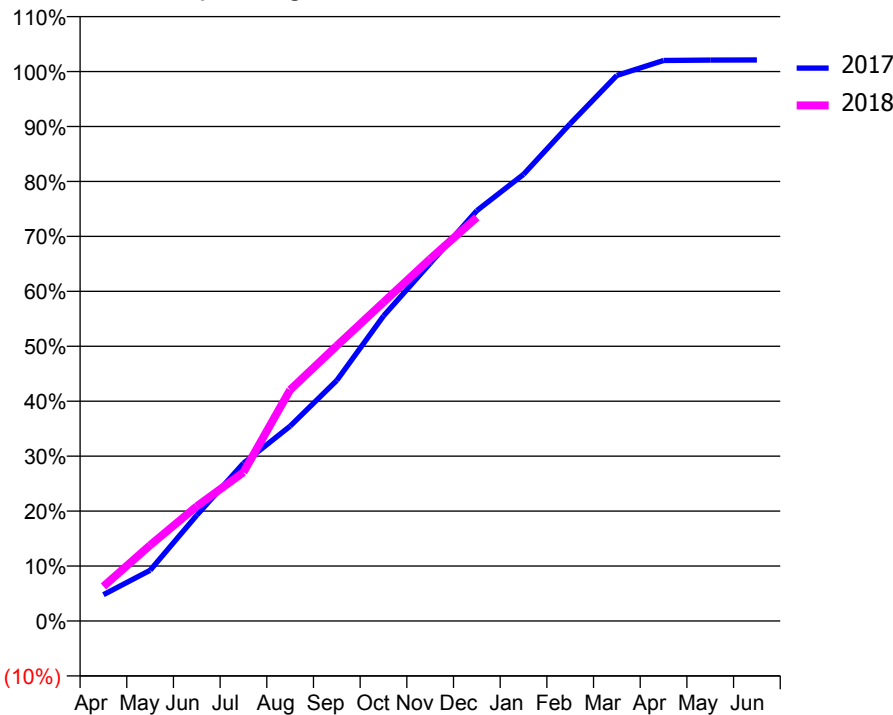
ACCESS*

Patients seen in 24 months	Total	Change since previous quarter
Quarter ending December 2016	1,839	
Quarter ending March 2017	1,819	↓
Quarter ending June 2017	1,801	→
Quarter ending September 2017	1,854	↑
Quarter ending December 2017	1,921	↑
Variance since December 2016	4.5%	↑



ACTIVITY

Cumulative percentage of contracted UDA delivered 2017 & 2018



Month	Adjusted Scheduled Activity (UDA)	
	2017	2018
April	256	337
May	493	737
June	1,028	1,116
July	1,535	1,447
August	1,895	2,247
September	2,339	2,676
October	2,966	3,100
November	3,478	3,521
December	3,990	3,926
January	4,343	
February	4,835	
March	5,305	
April	5,450	
May	5,454	
June	5,455	

QUALITY

	Quantity	Base Number	Contract	AT	Region	England
% of FP17s for the same patient ID Re-attending within 3 months - Children	100	770	13.0%	10.5%	11.6%	12.0%
% of FP17s for the same patient ID Re-attending within 3 months - Adults	236	1,550	15.2%	16.0%	16.7%	15.9%
% of FP17s for the same patient ID Re-attending between 3 & 9 months - Children	435	770	56.5%	42.9%	47.3%	58.0%
% of FP17s for the same patient ID Re-attending between 3 & 9 months - Adults	901	1,550	58.1%	35.8%	38.3%	50.5%
% of FP17s for Band 1 Urgent Courses	208	2,154	9.7%	10.8%	10.5%	9.0%
% of FP17s Relating to Free Repair or Replacements	13	2,154	0.6%	0.5%	0.6%	0.8%
% of FP17s Relating to Continuations	0	2,154	0.0%	0.7%	0.8%	1.1%
% of Patients satisfied with the dentistry they have received	0	1	N/A	88.9%	89.0%	91.5%
% of Patients satisfied with the time they had to wait for an appointment	0	1	N/A	81.7%	84.2%	87.9%

* This is based on patients treated on this contract for their most recent course of treatment. Figures in italics indicate the base number of FP17s or Patient Questionnaire responses are less than 100. N/A is shown where the base number of responses is less than 10 during the period. % is calculated as Quantity/Base number*100

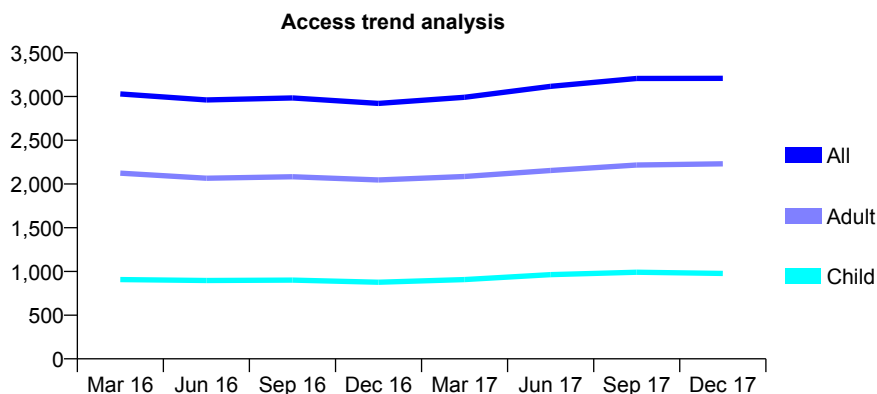
Q61 - Vital Signs At a Glance Contract Report for 125970/0001 - December 2017

Name or company name	Dr's V & S Patel
Contract type name	GDS Contract
Purpose of contract	General
Contract start date	01/04/2008
Contract end date	

17/18 Contracted general activity (UDA)	12,365
Carry forward general activity (UDA)	-13
17/18 Contracted orthodontic activity (UOA)	0
Carry forward orthodontic activity (UOA)	0
Baseline contract value	£457,498.51

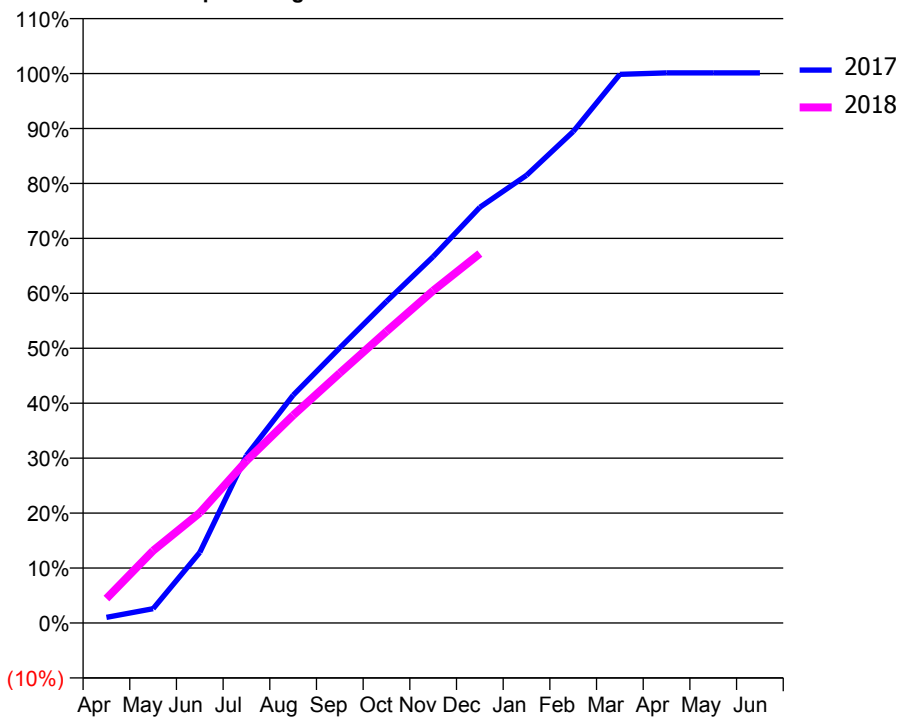
ACCESS*

Patients seen in 24 months	Total	Change since previous quarter
Quarter ending December 2016	2,922	
Quarter ending March 2017	2,992	↑
Quarter ending June 2017	3,117	↑
Quarter ending September 2017	3,207	↑
Quarter ending December 2017	3,208	→
Variance since December 2016	9.8%	↑



ACTIVITY

Cumulative percentage of contracted UDA delivered 2017 & 2018



Month	Adjusted Scheduled Activity (UDA)	
	2017	2018
April	128	551
May	323	1,628
June	1,590	2,481
July	3,770	3,651
August	5,126	4,672
September	6,192	5,625
October	7,237	6,562
November	8,244	7,479
December	9,355	8,312
January	10,075	
February	11,059	
March	12,345	
April	12,378	
May	12,378	
June	12,378	

QUALITY

	Quantity	Base Number	Contract	AT	Region	England
% of FP17s for the same patient ID Re-attending within 3 months - Children	58	985	5.9%	10.5%	11.6%	12.0%
% of FP17s for the same patient ID Re-attending within 3 months - Adults	230	1,951	11.8%	16.0%	16.7%	15.9%
% of FP17s for the same patient ID Re-attending between 3 & 9 months - Children	531	985	53.9%	42.9%	47.3%	58.0%
% of FP17s for the same patient ID Re-attending between 3 & 9 months - Adults	762	1,951	39.1%	35.8%	38.3%	50.5%
% of FP17s for Band 1 Urgent Courses	218	2,902	7.5%	10.8%	10.5%	9.0%
% of FP17s Relating to Free Repair or Replacements	5	2,902	0.2%	0.5%	0.6%	0.8%
% of FP17s Relating to Continuations	33	2,902	1.1%	0.7%	0.8%	1.1%
% of Patients satisfied with the dentistry they have received	3	3	N/A	88.9%	89.0%	91.5%
% of Patients satisfied with the time they had to wait for an appointment	3	3	N/A	81.7%	84.2%	87.9%

* This is based on patients treated on this contract for their most recent course of treatment. Figures in italics indicate the base number of FP17s or Patient Questionnaire responses are less than 100. N/A is shown where the base number of responses is less than 10 during the period. % is calculated as Quantity/Base number*100

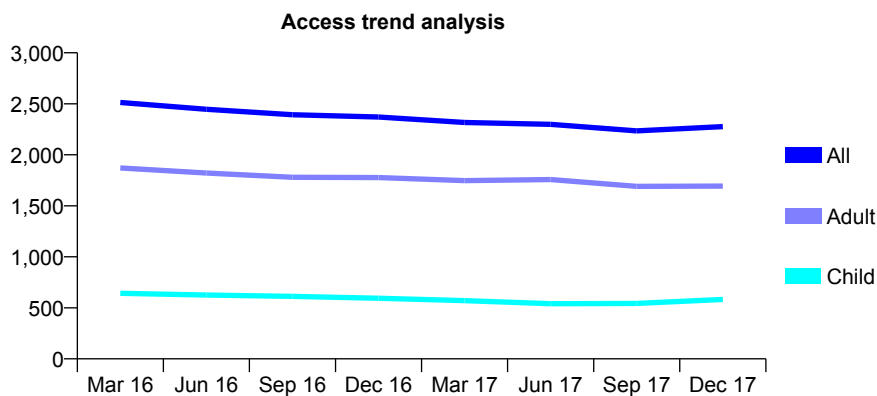
Q61 - Vital Signs At a Glance Contract Report for 126063/0001 - December 2017

Name or company name	Valentine Dental Practice Ltd
Contract type name	GDS Contract
Purpose of contract	General
Contract start date	01/07/2011
Contract end date	

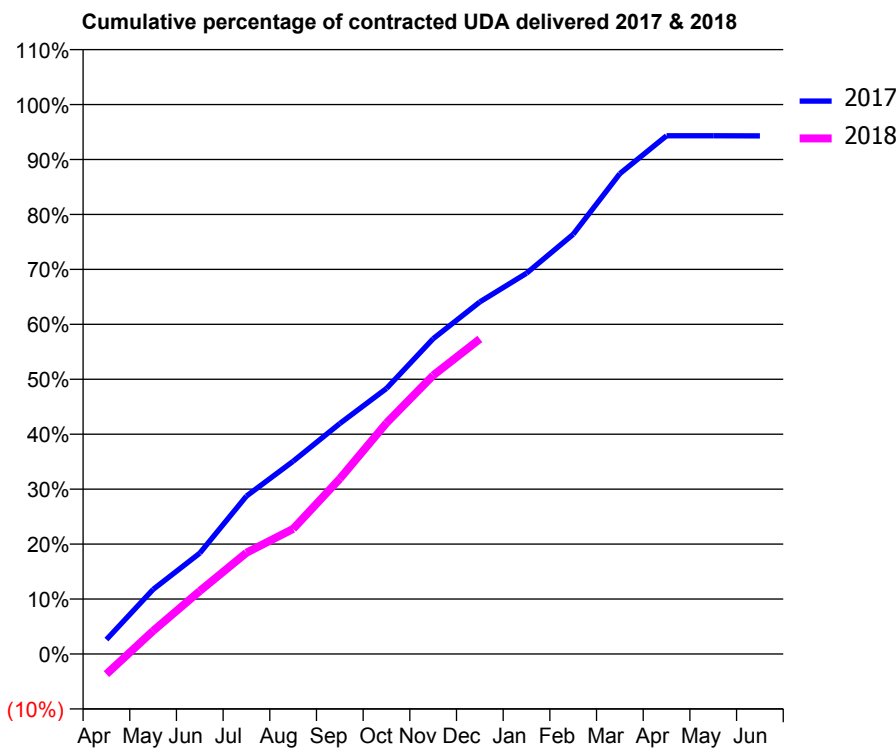
17/18 Contracted general activity (UDA)	6,231
Carry forward general activity (UDA)	355
17/18 Contracted orthodontic activity (UOA)	0
Carry forward orthodontic activity (UOA)	0
Baseline contract value	£175,565.50

ACCESS*

Patients seen in 24 months	Total	Change since previous quarter
Quarter ending December 2016	2,371	
Quarter ending March 2017	2,317	↓
Quarter ending June 2017	2,299	→
Quarter ending September 2017	2,234	↓
Quarter ending December 2017	2,276	→
Variance since December 2016	(4.0%)	↓



ACTIVITY



Month	Adjusted Scheduled Activity (UDA)	
	2017	2018
April	164	-229
May	733	262
June	1,144	715
July	1,791	1,148
August	2,185	1,419
September	2,614	1,987
October	3,011	2,620
November	3,575	3,159
December	3,993	3,572
January	4,317	
February	4,759	
March	5,448	
April	5,877	
May	5,877	
June	5,876	

QUALITY

	Quantity	Base Number	Contract	AT	Region	England
% of FP17s for the same patient ID Re-attending within 3 months - Children	13	410	3.2%	10.5%	11.6%	12.0%
% of FP17s for the same patient ID Re-attending within 3 months - Adults	175	1,384	12.6%	16.0%	16.7%	15.9%
% of FP17s for the same patient ID Re-attending between 3 & 9 months - Children	92	410	22.4%	42.9%	47.3%	58.0%
% of FP17s for the same patient ID Re-attending between 3 & 9 months - Adults	552	1,384	39.9%	35.8%	38.3%	50.5%
% of FP17s for Band 1 Urgent Courses	415	1,639	25.3%	10.8%	10.5%	9.0%
% of FP17s Relating to Free Repair or Replacements	25	1,639	1.5%	0.5%	0.6%	0.8%
% of FP17s Relating to Continuations	10	1,639	0.6%	0.7%	0.8%	1.1%
% of Patients satisfied with the dentistry they have received	2	2	N/A	88.9%	89.0%	91.5%
% of Patients satisfied with the time they had to wait for an appointment	2	2	N/A	81.7%	84.2%	87.9%

* This is based on patients treated on this contract for their most recent course of treatment. Figures in italics indicate the base number of FP17s or Patient Questionnaire responses are less than 100. N/A is shown where the base number of responses is less than 10 during the period. % is calculated as Quantity/Base number*100

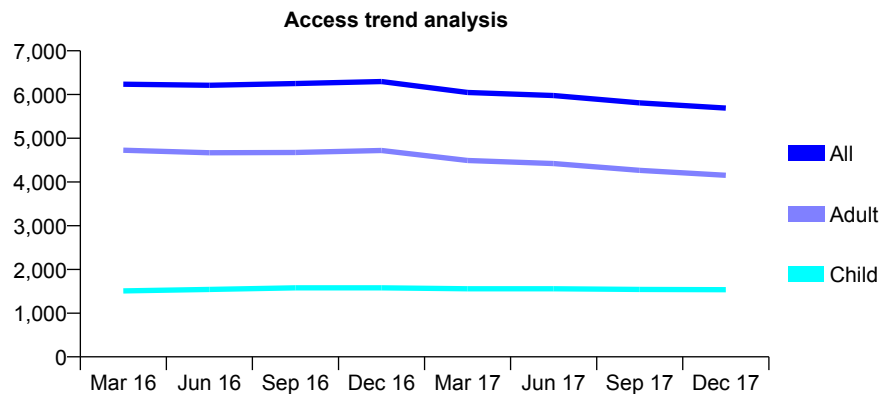
Q61 - Vital Signs At a Glance Contract Report for 126489/0001 - December 2017

Name or company name	Mr Mansour Ezzati
Contract type name	GDS Contract
Purpose of contract	General
Contract start date	01/01/2009
Contract end date	

17/18 Contracted general activity (UDA)	18,134
Carry forward general activity (UDA)	-47
17/18 Contracted orthodontic activity (UOA)	0
Carry forward orthodontic activity (UOA)	0
Baseline contract value	£542,799.84

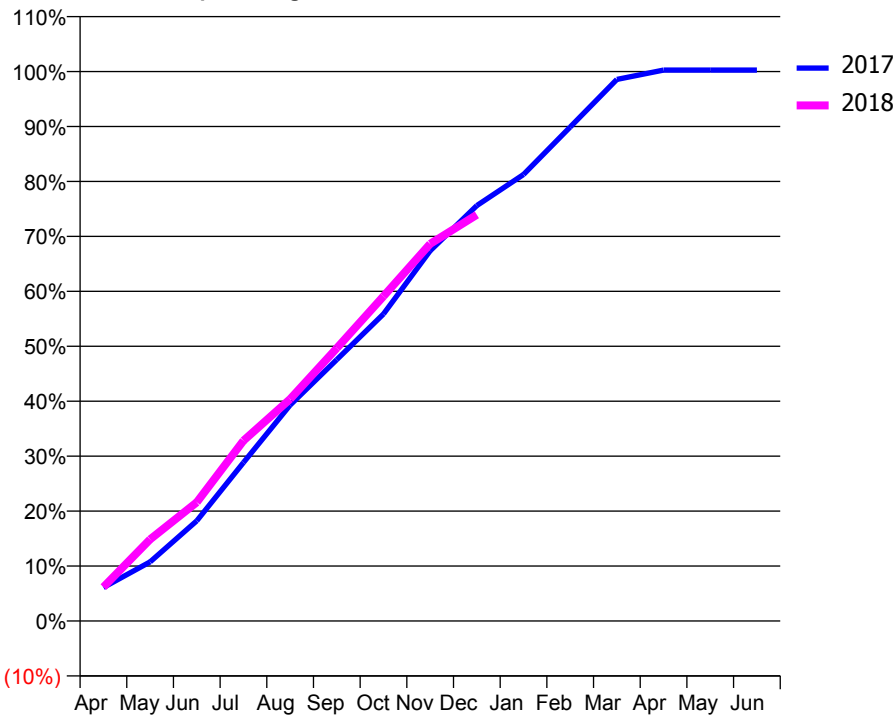
ACCESS*

Patients seen in 24 months	Total	Change since previous quarter
Quarter ending December 2016	6,297	
Quarter ending March 2017	6,046	↓
Quarter ending June 2017	5,978	↓
Quarter ending September 2017	5,809	↓
Quarter ending December 2017	5,691	↓
Variance since December 2016	(9.6%)	↓



ACTIVITY

Cumulative percentage of contracted UDA delivered 2017 & 2018



Month	Adjusted Scheduled Activity (UDA)	
	2017	2018
April	1,107	1,122
May	1,953	2,697
June	3,306	3,920
July	5,231	5,954
August	7,127	7,325
September	8,628	9,007
October	10,130	10,717
November	12,220	12,449
December	13,708	13,405
January	14,736	
February	16,301	
March	17,874	
April	18,181	
May	18,181	
June	18,181	

QUALITY

	Quantity	Base Number	Contract	AT	Region	England
% of FP17s for the same patient ID Re-attending within 3 months - Children	66	1,195	5.5%	10.5%	11.6%	12.0%
% of FP17s for the same patient ID Re-attending within 3 months - Adults	283	2,662	10.6%	16.0%	16.7%	15.9%
% of FP17s for the same patient ID Re-attending between 3 & 9 months - Children	449	1,195	37.6%	42.9%	47.3%	58.0%
% of FP17s for the same patient ID Re-attending between 3 & 9 months - Adults	770	2,662	28.9%	35.8%	38.3%	50.5%
% of FP17s for Band 1 Urgent Courses	387	3,758	10.3%	10.8%	10.5%	9.0%
% of FP17s Relating to Free Repair or Replacements	2	3,758	0.1%	0.5%	0.6%	0.8%
% of FP17s Relating to Continuations	7	3,758	0.2%	0.7%	0.8%	1.1%
% of Patients satisfied with the dentistry they have received	9	9	N/A	88.9%	89.0%	91.5%
% of Patients satisfied with the time they had to wait for an appointment	7	9	N/A	81.7%	84.2%	87.9%

* This is based on patients treated on this contract for their most recent course of treatment. Figures in italics indicate the base number of FP17s or Patient Questionnaire responses are less than 100. N/A is shown where the base number of responses is less than 10 during the period. % is calculated as Quantity/Base number*100

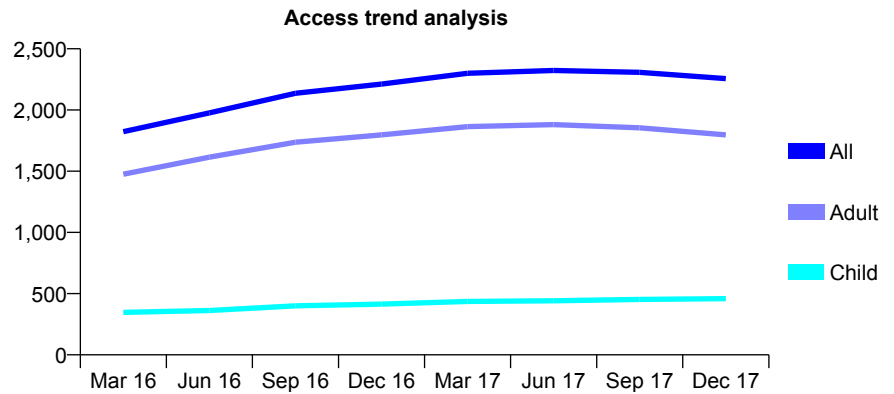
Q61 - Vital Signs At a Glance Contract Report for 127183/0001 - December 2017

Name or company name	NL Partners
Contract type name	GDS Contract
Purpose of contract	General
Contract start date	01/11/2014
Contract end date	

17/18 Contracted general activity (UDA)	7,359
Carry forward general activity (UDA)	138
17/18 Contracted orthodontic activity (UOA)	0
Carry forward orthodontic activity (UOA)	0
Baseline contract value	£226,469.90

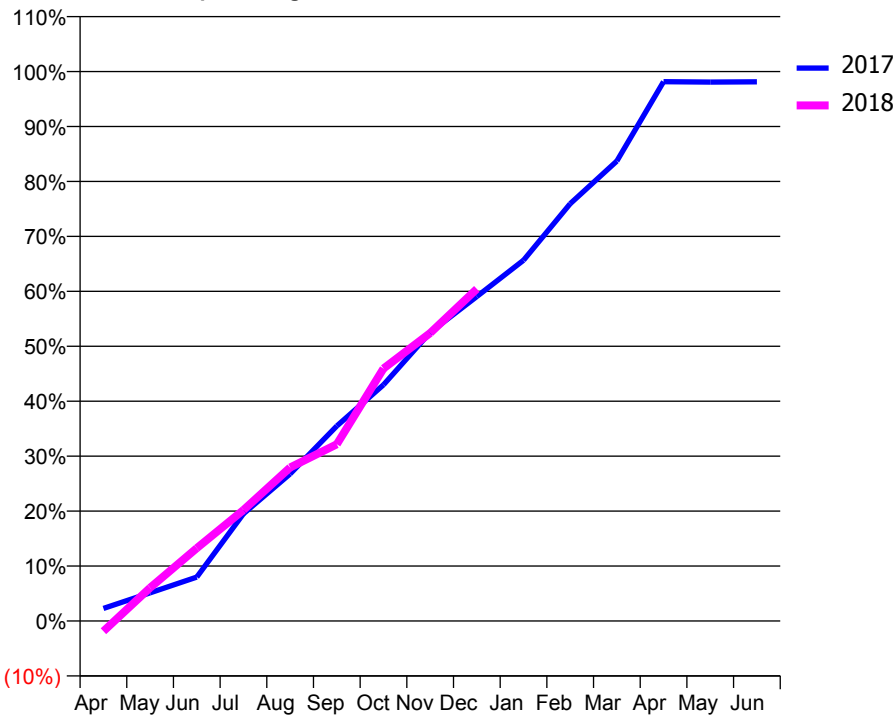
ACCESS*

Patients seen in 24 months	Total	Change since previous quarter
Quarter ending December 2016	2,212	
Quarter ending March 2017	2,300	↑
Quarter ending June 2017	2,323	→
Quarter ending September 2017	2,308	→
Quarter ending December 2017	2,256	↓
Variance since December 2016	2.0%	→



ACTIVITY

Cumulative percentage of contracted UDA delivered 2017 & 2018



Month	Adjusted Scheduled Activity (UDA)	
	2017	2018
April	169	-138
May	377	445
June	589	976
July	1,436	1,487
August	1,970	2,057
September	2,613	2,367
October	3,164	3,381
November	3,866	3,857
December	4,345	4,448
January	4,831	
February	5,589	
March	6,161	
April	7,223	
May	7,218	
June	7,221	

QUALITY

	Quantity	Base Number	Contract	AT	Region	England
% of FP17s for the same patient ID Re-attending within 3 months - Children	24	384	6.3%	10.5%	11.6%	12.0%
% of FP17s for the same patient ID Re-attending within 3 months - Adults	106	1,368	7.7%	16.0%	16.7%	15.9%
% of FP17s for the same patient ID Re-attending between 3 & 9 months - Children	144	384	37.5%	42.9%	47.3%	58.0%
% of FP17s for the same patient ID Re-attending between 3 & 9 months - Adults	520	1,368	38.0%	35.8%	38.3%	50.5%
% of FP17s for Band 1 Urgent Courses	4	1,532	0.3%	10.8%	10.5%	9.0%
% of FP17s Relating to Free Repair or Replacements	5	1,532	0.3%	0.5%	0.6%	0.8%
% of FP17s Relating to Continuations	6	1,532	0.4%	0.7%	0.8%	1.1%
% of Patients satisfied with the dentistry they have received	0	0	N/A	88.9%	89.0%	91.5%
% of Patients satisfied with the time they had to wait for an appointment	0	0	N/A	81.7%	84.2%	87.9%

* This is based on patients treated on this contract for their most recent course of treatment. Figures in italics indicate the base number of FP17s or Patient Questionnaire responses are less than 100. N/A is shown where the base number of responses is less than 10 during the period. % is calculated as Quantity/Base number*100

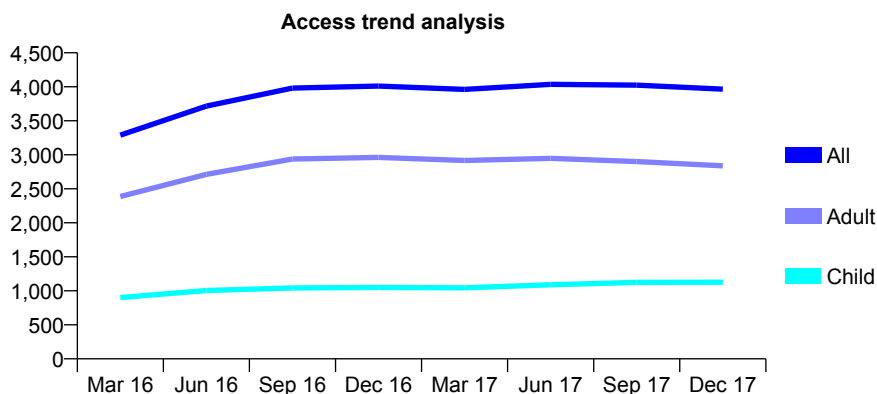
Q61 - Vital Signs At a Glance Contract Report for 127183/0002 - December 2017

Name or company name	NL Partners
Contract type name	GDS Contract
Purpose of contract	General
Contract start date	01/11/2014
Contract end date	

17/18 Contracted general activity (UDA)	10,565
Carry forward general activity (UDA)	-126
17/18 Contracted orthodontic activity (UOA)	0
Carry forward orthodontic activity (UOA)	0
Baseline contract value	£294,900.28

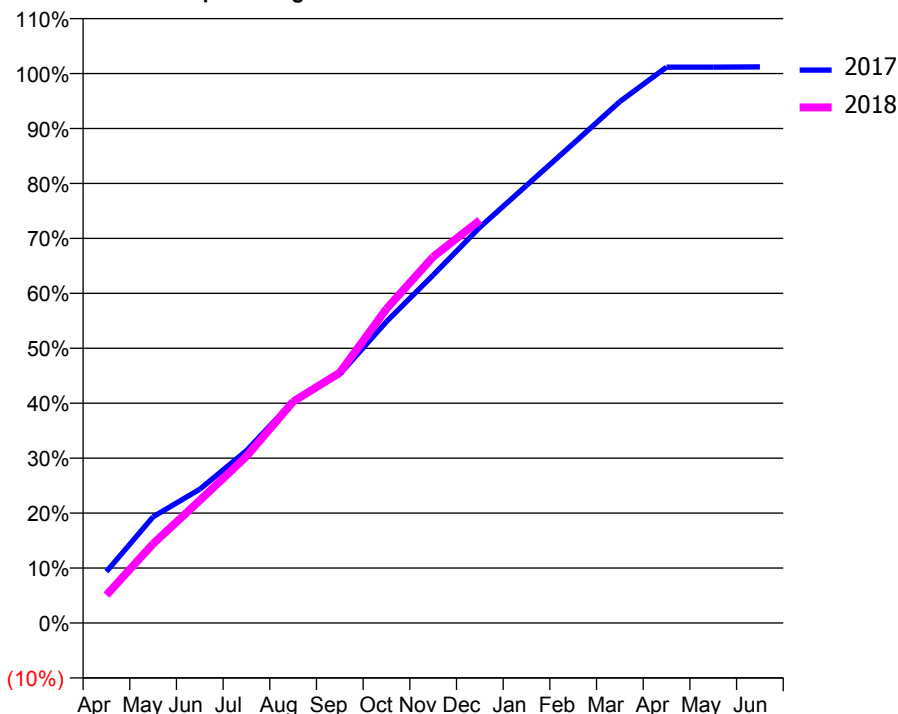
ACCESS*

Patients seen in 24 months	Total	Change since previous quarter
Quarter ending December 2016	4,011	
Quarter ending March 2017	3,961	↓
Quarter ending June 2017	4,037	→
Quarter ending September 2017	4,025	→
Quarter ending December 2017	3,966	↓
Variance since December 2016	(1.1%)	↓



ACTIVITY

Cumulative percentage of contracted UDA delivered 2017 & 2018



Month	Adjusted Scheduled Activity (UDA)	
	2017	2018
April	989	537
May	2,041	1,525
June	2,572	2,358
July	3,313	3,204
August	4,264	4,257
September	4,786	4,814
October	5,796	6,043
November	6,690	7,041
December	7,608	7,745
January	8,413	
February	9,214	
March	10,025	
April	10,687	
May	10,687	
June	10,691	

QUALITY

	Quantity	Base Number	Contract	AT	Region	England
% of FP17s for the same patient ID Re-attending within 3 months - Children	96	1,037	9.3%	10.5%	11.6%	12.0%
% of FP17s for the same patient ID Re-attending within 3 months - Adults	264	2,168	12.2%	16.0%	16.7%	15.9%
% of FP17s for the same patient ID Re-attending between 3 & 9 months - Children	354	1,037	34.1%	42.9%	47.3%	58.0%
% of FP17s for the same patient ID Re-attending between 3 & 9 months - Adults	610	2,168	28.1%	35.8%	38.3%	50.5%
% of FP17s for Band 1 Urgent Courses	121	2,956	4.1%	10.8%	10.5%	9.0%
% of FP17s Relating to Free Repair or Replacements	5	2,956	0.2%	0.5%	0.6%	0.8%
% of FP17s Relating to Continuations	14	2,956	0.5%	0.7%	0.8%	1.1%
% of Patients satisfied with the dentistry they have received	4	5	N/A	88.9%	89.0%	91.5%
% of Patients satisfied with the time they had to wait for an appointment	5	5	N/A	81.7%	84.2%	87.9%

* This is based on patients treated on this contract for their most recent course of treatment. Figures in italics indicate the base number of FP17s or Patient Questionnaire responses are less than 100. N/A is shown where the base number of responses is less than 10 during the period. % is calculated as Quantity/Base number*100

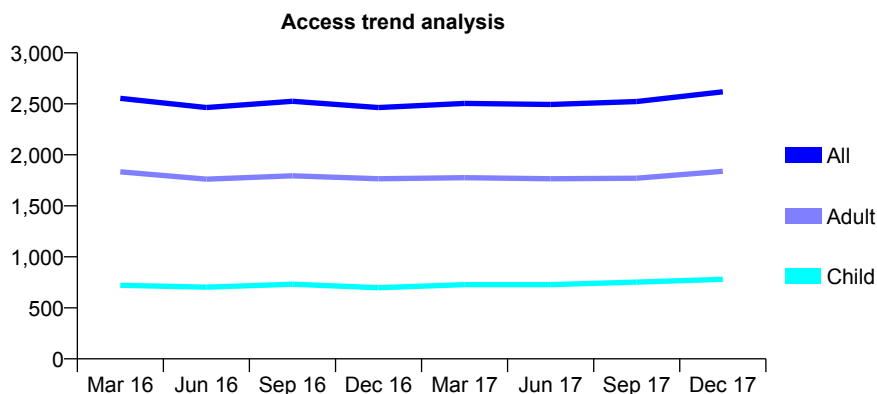
Q61 - Vital Signs At a Glance Contract Report for 127256/0001 - December 2017

Name or company name	Hainualt Gentle Dental Care Ltd
Contract type name	GDS Contract
Purpose of contract	General
Contract start date	01/05/2011
Contract end date	

17/18 Contracted general activity (UDA)	6,575
Carry forward general activity (UDA)	-49
17/18 Contracted orthodontic activity (UOA)	0
Carry forward orthodontic activity (UOA)	0
Baseline contract value	£174,127.82

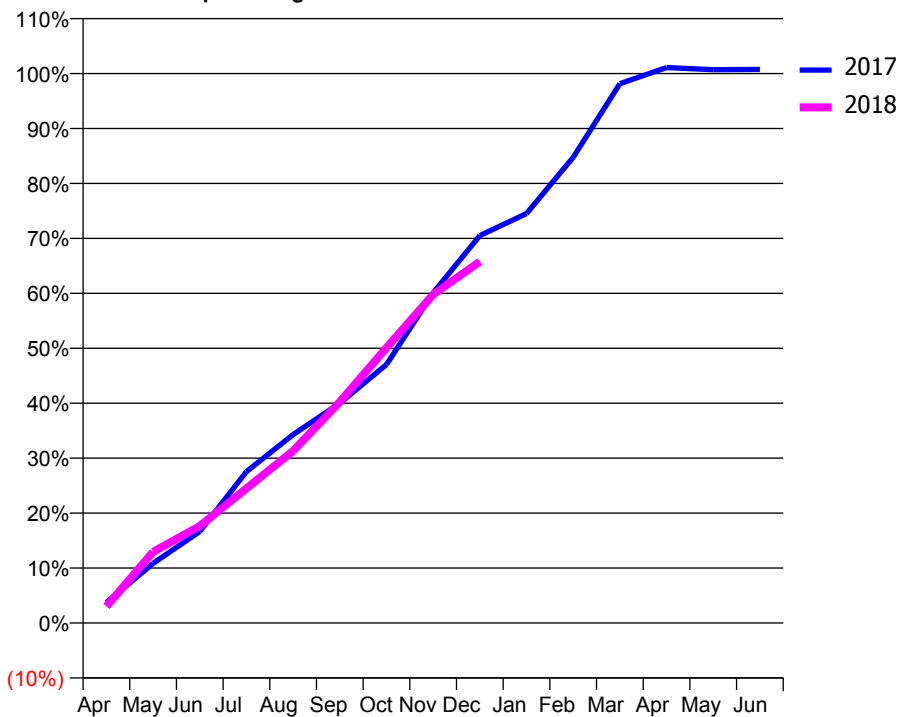
ACCESS*

Patients seen in 24 months	Total	Change since previous quarter
Quarter ending December 2016	2,463	
Quarter ending March 2017	2,504	→
Quarter ending June 2017	2,493	→
Quarter ending September 2017	2,522	→
Quarter ending December 2017	2,618	↑
Variance since December 2016	6.3%	↑



ACTIVITY

Cumulative percentage of contracted UDA delivered 2017 & 2018



Month	Adjusted Scheduled Activity (UDA)	
	2017	2018
April	244	199
May	713	852
June	1,096	1,161
July	1,812	1,611
August	2,255	2,059
September	2,631	2,647
October	3,093	3,294
November	3,951	3,931
December	4,637	4,324
January	4,900	
February	5,573	
March	6,453	
April	6,647	
May	6,621	
June	6,624	

QUALITY

	Quantity	Base Number	Contract	AT	Region	England
% of FP17s for the same patient ID Re-attending within 3 months - Children	25	568	4.4%	10.5%	11.6%	12.0%
% of FP17s for the same patient ID Re-attending within 3 months - Adults	120	1,225	9.8%	16.0%	16.7%	15.9%
% of FP17s for the same patient ID Re-attending between 3 & 9 months - Children	165	568	29.0%	42.9%	47.3%	58.0%
% of FP17s for the same patient ID Re-attending between 3 & 9 months - Adults	256	1,225	20.9%	35.8%	38.3%	50.5%
% of FP17s for Band 1 Urgent Courses	120	1,302	9.2%	10.8%	10.5%	9.0%
% of FP17s Relating to Free Repair or Replacements	4	1,302	0.3%	0.5%	0.6%	0.8%
% of FP17s Relating to Continuations	7	1,302	0.5%	0.7%	0.8%	1.1%
% of Patients satisfied with the dentistry they have received	0	0	N/A	88.9%	89.0%	91.5%
% of Patients satisfied with the time they had to wait for an appointment	0	0	N/A	81.7%	84.2%	87.9%

* This is based on patients treated on this contract for their most recent course of treatment. Figures in italics indicate the base number of FP17s or Patient Questionnaire responses are less than 100. N/A is shown where the base number of responses is less than 10 during the period. % is calculated as Quantity/Base number*100

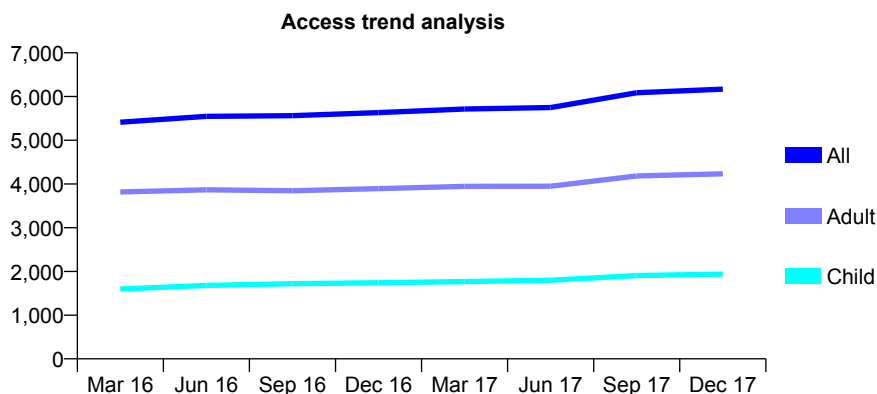
Q61 - Vital Signs At a Glance Contract Report for 127280/0001 - December 2017

Name or company name	Well Street Dental Care
Contract type name	GDS Contract
Purpose of contract	General
Contract start date	01/05/2011
Contract end date	

17/18 Contracted general activity (UDA)	23,003
Carry forward general activity (UDA)	4
17/18 Contracted orthodontic activity (UOA)	0
Carry forward orthodontic activity (UOA)	0
Baseline contract value	£672,088.94

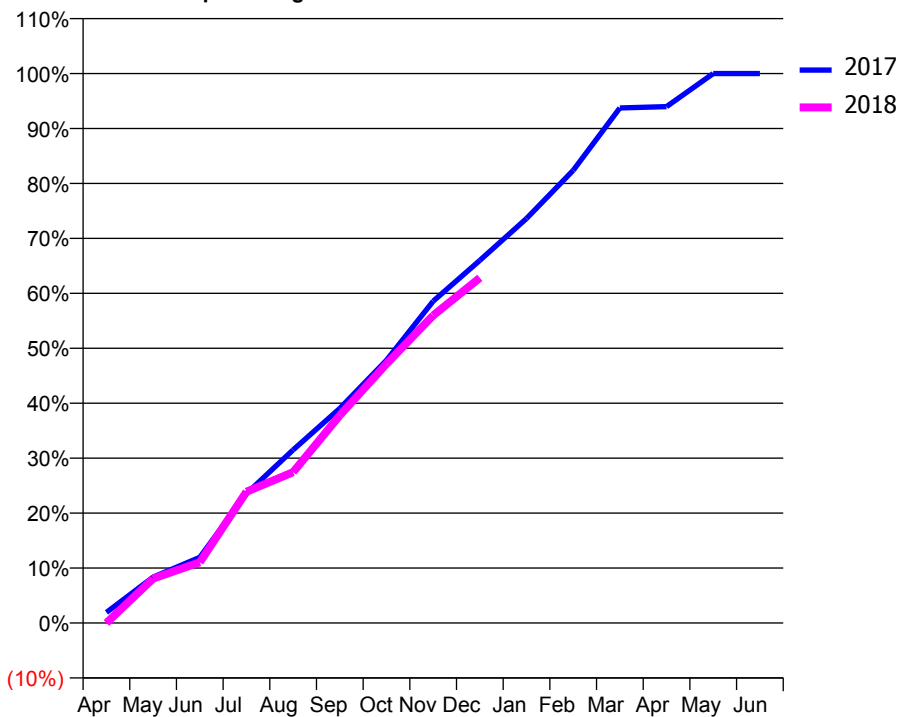
ACCESS*

Patients seen in 24 months	Total	Change since previous quarter
Quarter ending December 2016	5,632	
Quarter ending March 2017	5,714	→
Quarter ending June 2017	5,747	→
Quarter ending September 2017	6,086	↑
Quarter ending December 2017	6,170	→
Variance since December 2016	9.6%	↑



ACTIVITY

Cumulative percentage of contracted UDA delivered 2017 & 2018



Month	Adjusted Scheduled Activity (UDA)	
	2017	2018
April	443	-4
May	1,924	1,861
June	2,749	2,541
July	5,418	5,494
August	7,250	6,314
September	8,986	8,696
October	11,000	10,847
November	13,472	12,877
December	15,183	14,448
January	16,936	
February	18,947	
March	21,562	
April	21,615	
May	22,999	
June	22,999	

QUALITY

	Quantity	Base Number	Contract	AT	Region	England
% of FP17s for the same patient ID Re-attending within 3 months - Children	141	1,492	9.5%	10.5%	11.6%	12.0%
% of FP17s for the same patient ID Re-attending within 3 months - Adults	610	3,114	19.6%	16.0%	16.7%	15.9%
% of FP17s for the same patient ID Re-attending between 3 & 9 months - Children	527	1,492	35.3%	42.9%	47.3%	58.0%
% of FP17s for the same patient ID Re-attending between 3 & 9 months - Adults	887	3,114	28.5%	35.8%	38.3%	50.5%
% of FP17s for Band 1 Urgent Courses	853	4,312	19.8%	10.8%	10.5%	9.0%
% of FP17s Relating to Free Repair or Replacements	7	4,312	0.2%	0.5%	0.6%	0.8%
% of FP17s Relating to Continuations	98	4,312	2.3%	0.7%	0.8%	1.1%
% of Patients satisfied with the dentistry they have received	5	5	N/A	88.9%	89.0%	91.5%
% of Patients satisfied with the time they had to wait for an appointment	5	5	N/A	81.7%	84.2%	87.9%

* This is based on patients treated on this contract for their most recent course of treatment. Figures in italics indicate the base number of FP17s or Patient Questionnaire responses are less than 100. N/A is shown where the base number of responses is less than 10 during the period. % is calculated as Quantity/Base number*100

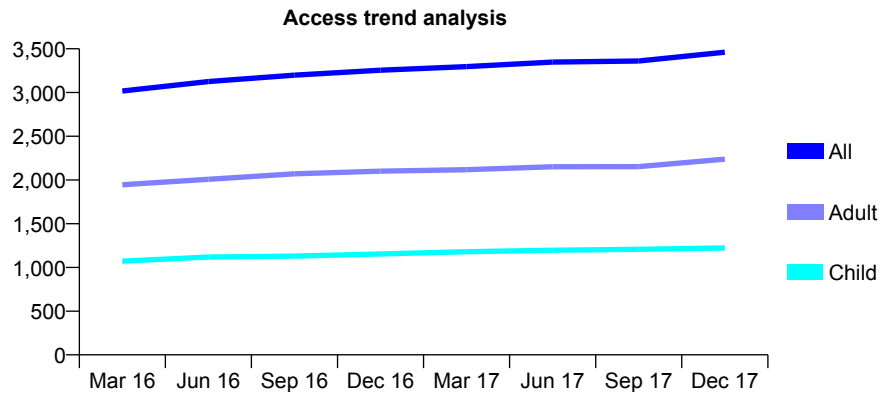
Q61 - Vital Signs At a Glance Contract Report for 127833/0001 - December 2017

Name or company name	Oris Dental Centre
Contract type name	GDS Contract
Purpose of contract	General
Contract start date	01/12/2008
Contract end date	

17/18 Contracted general activity (UDA)	10,757
Carry forward general activity (UDA)	-15
17/18 Contracted orthodontic activity (UOA)	0
Carry forward orthodontic activity (UOA)	0
Baseline contract value	£271,183.41

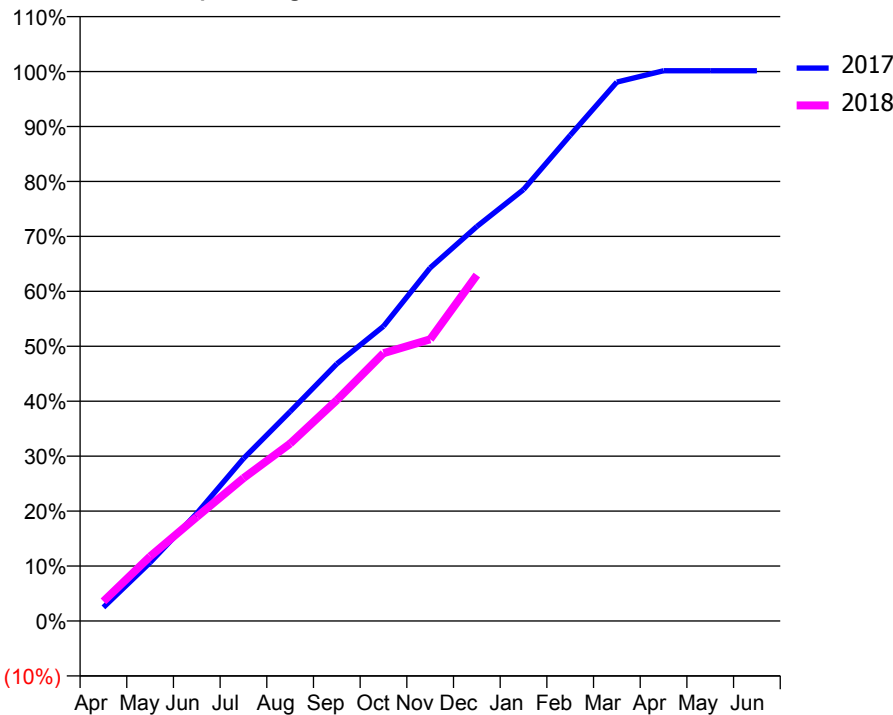
ACCESS*

Patients seen in 24 months	Total	Change since previous quarter
Quarter ending December 2016	3,255	
Quarter ending March 2017	3,297	→
Quarter ending June 2017	3,348	→
Quarter ending September 2017	3,360	→
Quarter ending December 2017	3,461	↑
Variance since December 2016	6.3%	↑



ACTIVITY

Cumulative percentage of contracted UDA delivered 2017 & 2018



Month	Adjusted Scheduled Activity (UDA)	
	2017	2018
April	268	384
May	1,144	1,265
June	2,107	2,036
July	3,182	2,797
August	4,101	3,474
September	5,033	4,324
October	5,771	5,244
November	6,913	5,515
December	7,722	6,772
January	8,447	
February	9,508	
March	10,550	
April	10,772	
May	10,772	
June	10,772	

QUALITY

	Quantity	Base Number	Contract	AT	Region	England
% of FP17s for the same patient ID Re-attending within 3 months - Children	92	1,087	8.5%	10.5%	11.6%	12.0%
% of FP17s for the same patient ID Re-attending within 3 months - Adults	302	1,787	16.9%	16.0%	16.7%	15.9%
% of FP17s for the same patient ID Re-attending between 3 & 9 months - Children	521	1,087	47.9%	42.9%	47.3%	58.0%
% of FP17s for the same patient ID Re-attending between 3 & 9 months - Adults	631	1,787	35.3%	35.8%	38.3%	50.5%
% of FP17s for Band 1 Urgent Courses	241	2,349	10.3%	10.8%	10.5%	9.0%
% of FP17s Relating to Free Repair or Replacements	27	2,349	1.1%	0.5%	0.6%	0.8%
% of FP17s Relating to Continuations	29	2,349	1.2%	0.7%	0.8%	1.1%
% of Patients satisfied with the dentistry they have received	1	1	N/A	88.9%	89.0%	91.5%
% of Patients satisfied with the time they had to wait for an appointment	0	1	N/A	81.7%	84.2%	87.9%

* This is based on patients treated on this contract for their most recent course of treatment. Figures in italics indicate the base number of FP17s or Patient Questionnaire responses are less than 100. N/A is shown where the base number of responses is less than 10 during the period. % is calculated as Quantity/Base number*100

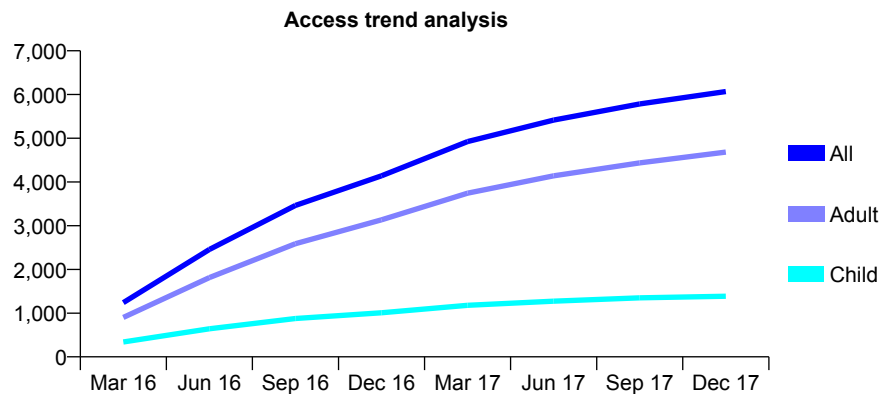
Q61 - Vital Signs At a Glance Contract Report for 127965/0001 - December 2017

Name or company name	Manor House DS
Contract type name	GDS Contract
Purpose of contract	General
Contract start date	01/12/2015
Contract end date	

17/18 Contracted general activity (UDA)	17,735
Carry forward general activity (UDA)	-105
17/18 Contracted orthodontic activity (UOA)	0
Carry forward orthodontic activity (UOA)	0
Baseline contract value	£621,247.80

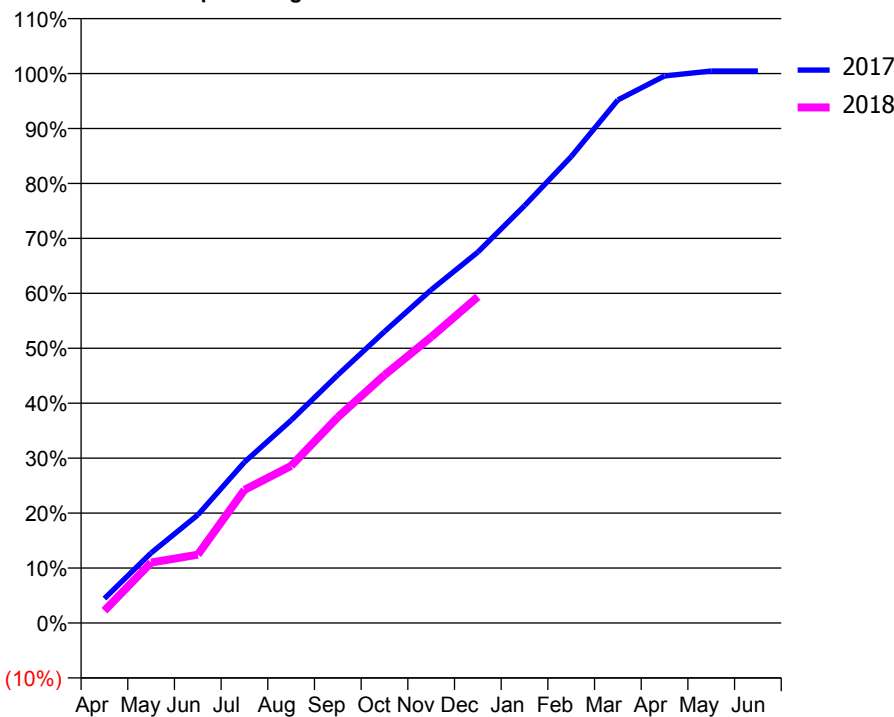
ACCESS*

Patients seen in 24 months	Total	Change since previous quarter
Quarter ending December 2016	4,141	
Quarter ending March 2017	4,923	↑
Quarter ending June 2017	5,416	↑
Quarter ending September 2017	5,785	↑
Quarter ending December 2017	6,068	↑
Variance since December 2016	46.5%	↑



ACTIVITY

Cumulative percentage of contracted UDA delivered 2017 & 2018



Month	Adjusted Scheduled Activity (UDA)	
	2017	2018
April	790	399
May	2,261	1,950
June	3,489	2,206
July	5,192	4,295
August	6,543	5,071
September	8,009	6,642
October	9,404	8,004
November	10,751	9,229
December	11,972	10,530
January	13,470	
February	15,054	
March	16,883	
April	17,654	
May	17,816	
June	17,816	

QUALITY

	Quantity	Base Number	Contract	AT	Region	England
% of FP17s for the same patient ID Re-attending within 3 months - Children	10	898	1.1%	10.5%	11.6%	12.0%
% of FP17s for the same patient ID Re-attending within 3 months - Adults	37	2,551	1.5%	16.0%	16.7%	15.9%
% of FP17s for the same patient ID Re-attending between 3 & 9 months - Children	199	898	22.2%	42.9%	47.3%	58.0%
% of FP17s for the same patient ID Re-attending between 3 & 9 months - Adults	644	2,551	25.2%	35.8%	38.3%	50.5%
% of FP17s for Band 1 Urgent Courses	72	3,202	2.2%	10.8%	10.5%	9.0%
% of FP17s Relating to Free Repair or Replacements	3	3,202	0.1%	0.5%	0.6%	0.8%
% of FP17s Relating to Continuations	0	3,202	0.0%	0.7%	0.8%	1.1%
% of Patients satisfied with the dentistry they have received	0	1	N/A	88.9%	89.0%	91.5%
% of Patients satisfied with the time they had to wait for an appointment	1	1	N/A	81.7%	84.2%	87.9%

* This is based on patients treated on this contract for their most recent course of treatment. Figures in italics indicate the base number of FP17s or Patient Questionnaire responses are less than 100. N/A is shown where the base number of responses is less than 10 during the period. % is calculated as Quantity/Base number*100

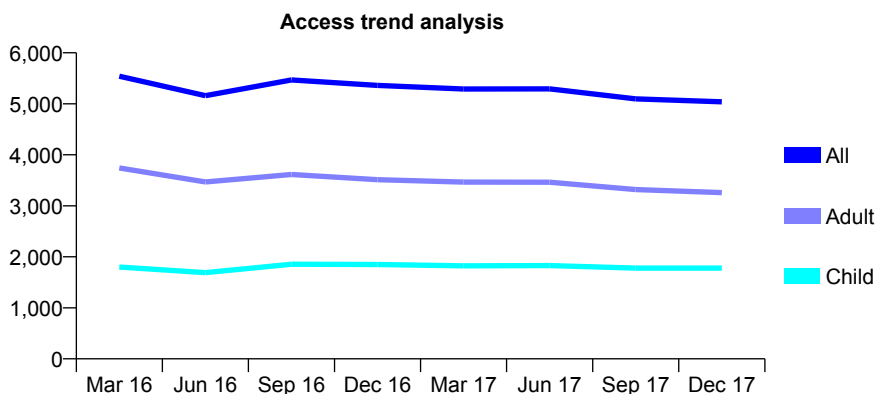
Q61 - Vital Signs At a Glance Contract Report for 128163/0006 - December 2017

Name or company name	Aspire Dental Care Limited
Contract type name	GDS Contract
Purpose of contract	General
Contract start date	11/12/2012
Contract end date	

17/18 Contracted general activity (UDA)	13,436
Carry forward general activity (UDA)	87
17/18 Contracted orthodontic activity (UOA)	0
Carry forward orthodontic activity (UOA)	0
Baseline contract value	£322,737.70

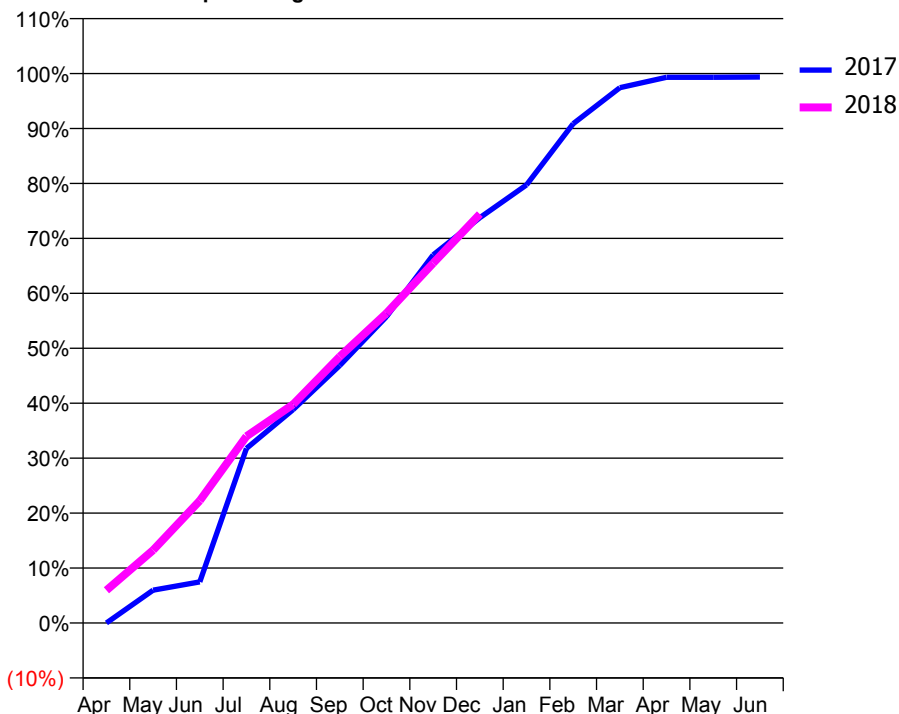
ACCESS*

Patients seen in 24 months	Total	Change since previous quarter
Quarter ending December 2016	5,362	
Quarter ending March 2017	5,289	↓
Quarter ending June 2017	5,292	→
Quarter ending September 2017	5,098	↓
Quarter ending December 2017	5,038	↓
Variance since December 2016	(6.0%)	↓



ACTIVITY

Cumulative percentage of contracted UDA delivered 2017 & 2018



Month	Adjusted Scheduled Activity (UDA)	
	2017	2018
April	0	801
May	802	1,781
June	1,005	2,991
July	4,271	4,568
August	5,217	5,344
September	6,296	6,518
October	7,492	7,577
November	8,999	8,797
December	9,911	9,999
January	10,711	
February	12,208	
March	13,089	
April	13,343	
May	13,344	
June	13,349	

QUALITY

	Quantity	Base Number	Contract	AT	Region	England
% of FP17s for the same patient ID Re-attending within 3 months - Children	126	1,727	7.3%	10.5%	11.6%	12.0%
% of FP17s for the same patient ID Re-attending within 3 months - Adults	528	2,815	18.8%	16.0%	16.7%	15.9%
% of FP17s for the same patient ID Re-attending between 3 & 9 months - Children	825	1,727	47.8%	42.9%	47.3%	58.0%
% of FP17s for the same patient ID Re-attending between 3 & 9 months - Adults	940	2,815	33.4%	35.8%	38.3%	50.5%
% of FP17s for Band 1 Urgent Courses	818	4,437	18.4%	10.8%	10.5%	9.0%
% of FP17s Relating to Free Repair or Replacements	44	4,437	1.0%	0.5%	0.6%	0.8%
% of FP17s Relating to Continuations	7	4,437	0.2%	0.7%	0.8%	1.1%
% of Patients satisfied with the dentistry they have received	0	0	N/A	88.9%	89.0%	91.5%
% of Patients satisfied with the time they had to wait for an appointment	0	0	N/A	81.7%	84.2%	87.9%

* This is based on patients treated on this contract for their most recent course of treatment. Figures in italics indicate the base number of FP17s or Patient Questionnaire responses are less than 100. N/A is shown where the base number of responses is less than 10 during the period. % is calculated as Quantity/Base number*100

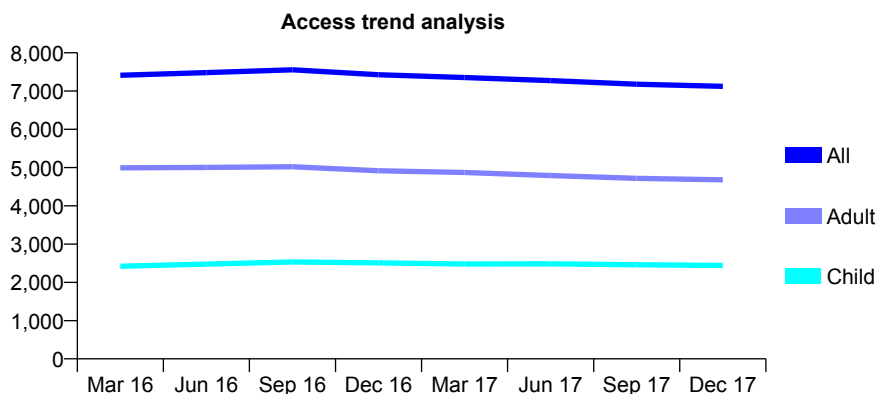
Q61 - Vital Signs At a Glance Contract Report for 128422/0001 - December 2017

Name or company name	MR JL VARA DR NJ VARA DR RJ VARA
Contract type name	GDS Contract
Purpose of contract	General
Contract start date	01/04/2013
Contract end date	

17/18 Contracted general activity (UDA)	20,521
Carry forward general activity (UDA)	-279
17/18 Contracted orthodontic activity (UOA)	0
Carry forward orthodontic activity (UOA)	0
Baseline contract value	£576,992.24

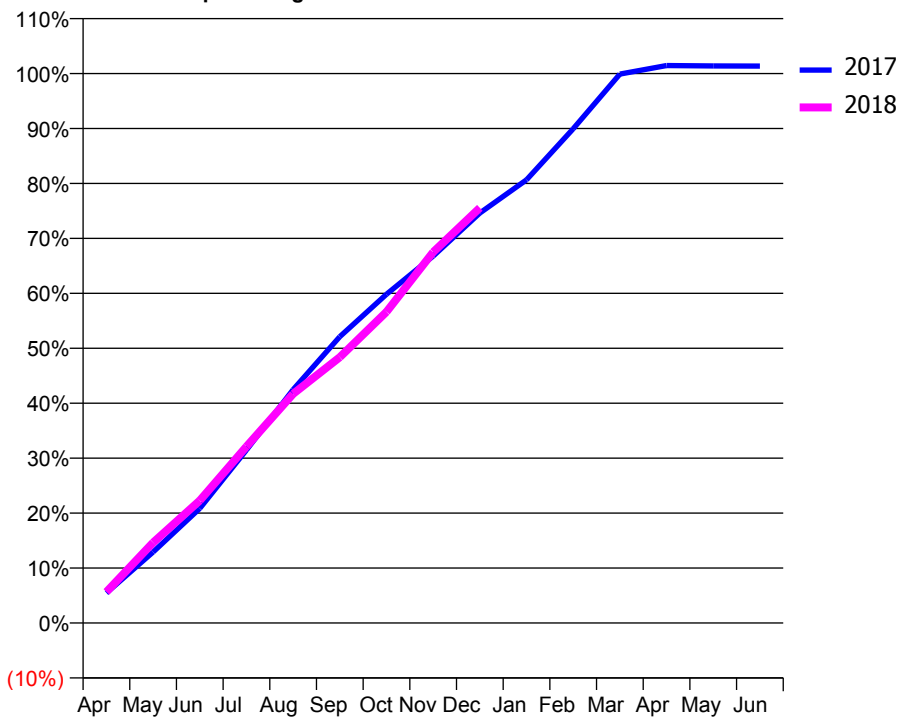
ACCESS*

Patients seen in 24 months	Total	Change since previous quarter
Quarter ending December 2016	7,425	
Quarter ending March 2017	7,353	→
Quarter ending June 2017	7,274	↓
Quarter ending September 2017	7,178	↓
Quarter ending December 2017	7,122	→
Variance since December 2016	(4.1%)	↓



ACTIVITY

Cumulative percentage of contracted UDA delivered 2017 & 2018



Month	Adjusted Scheduled Activity (UDA)	
	2017	2018
April	1,122	1,161
May	2,653	3,004
June	4,278	4,576
July	6,461	6,592
August	8,717	8,559
September	10,694	9,927
October	12,277	11,620
November	13,702	13,851
December	15,313	15,506
January	16,552	
February	18,460	
March	20,499	
April	20,818	
May	20,801	
June	20,800	

QUALITY

	Quantity	Base Number	Contract	AT	Region	England
% of FP17s for the same patient ID Re-attending within 3 months - Children	82	1,961	4.2%	10.5%	11.6%	12.0%
% of FP17s for the same patient ID Re-attending within 3 months - Adults	235	3,088	7.6%	16.0%	16.7%	15.9%
% of FP17s for the same patient ID Re-attending between 3 & 9 months - Children	677	1,961	34.5%	42.9%	47.3%	58.0%
% of FP17s for the same patient ID Re-attending between 3 & 9 months - Adults	903	3,088	29.2%	35.8%	38.3%	50.5%
% of FP17s for Band 1 Urgent Courses	275	4,957	5.5%	10.8%	10.5%	9.0%
% of FP17s Relating to Free Repair or Replacements	21	4,957	0.4%	0.5%	0.6%	0.8%
% of FP17s Relating to Continuations	17	4,957	0.3%	0.7%	0.8%	1.1%
% of Patients satisfied with the dentistry they have received	1	2	N/A	88.9%	89.0%	91.5%
% of Patients satisfied with the time they had to wait for an appointment	1	2	N/A	81.7%	84.2%	87.9%

* This is based on patients treated on this contract for their most recent course of treatment. Figures in italics indicate the base number of FP17s or Patient Questionnaire responses are less than 100. N/A is shown where the base number of responses is less than 10 during the period. % is calculated as Quantity/Base number*100

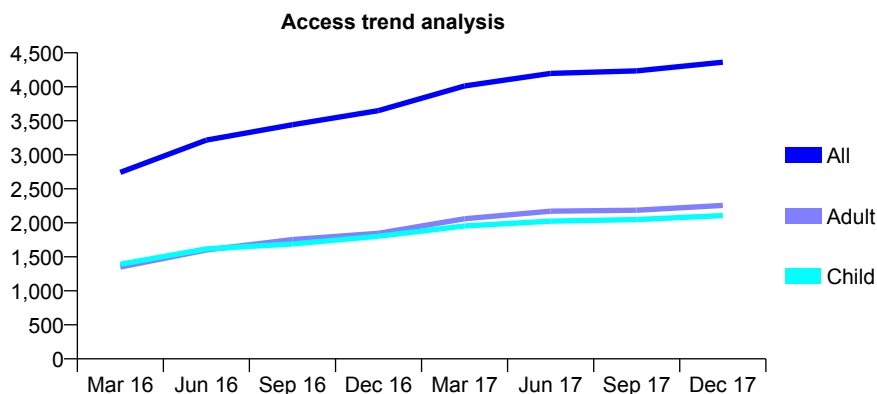
Q61 - Vital Signs At a Glance Contract Report for 128473/0001 - December 2017

Name or company name	The Anna House Partnership
Contract type name	GDS Contract
Purpose of contract	General
Contract start date	01/05/2015
Contract end date	

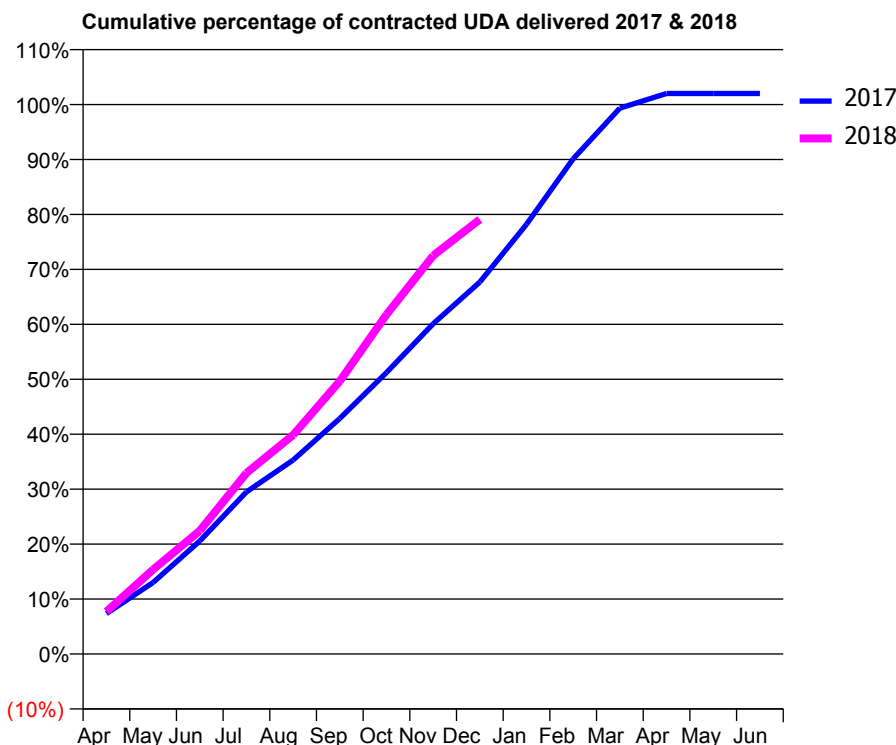
17/18 Contracted general activity (UDA)	17,027
Carry forward general activity (UDA)	-341
17/18 Contracted orthodontic activity (UOA)	0
Carry forward orthodontic activity (UOA)	0
Baseline contract value	£526,851.17

ACCESS*

Patients seen in 24 months	Total	Change since previous quarter
Quarter ending December 2016	3,650	
Quarter ending March 2017	4,013	↑
Quarter ending June 2017	4,197	↑
Quarter ending September 2017	4,235	→
Quarter ending December 2017	4,362	↑
Variance since December 2016	19.5%	↑



ACTIVITY



Month	Adjusted Scheduled Activity (UDA)	
	2017	2018
April	1,255	1,317
May	2,216	2,617
June	3,501	3,821
July	5,021	5,609
August	6,009	6,786
September	7,301	8,456
October	8,721	10,520
November	10,234	12,344
December	11,525	13,468
January	13,314	
February	15,343	
March	16,915	
April	17,368	
May	17,368	
June	17,368	

QUALITY

	Quantity	Base Number	Contract	AT	Region	England
% of FP17s for the same patient ID Re-attending within 3 months - Children	122	1,998	6.1%	10.5%	11.6%	12.0%
% of FP17s for the same patient ID Re-attending within 3 months - Adults	203	1,931	10.5%	16.0%	16.7%	15.9%
% of FP17s for the same patient ID Re-attending between 3 & 9 months - Children	1,070	1,998	53.6%	42.9%	47.3%	58.0%
% of FP17s for the same patient ID Re-attending between 3 & 9 months - Adults	862	1,931	44.6%	35.8%	38.3%	50.5%
% of FP17s for Band 1 Urgent Courses	233	3,788	6.2%	10.8%	10.5%	9.0%
% of FP17s Relating to Free Repair or Replacements	0	3,788	0.0%	0.5%	0.6%	0.8%
% of FP17s Relating to Continuations	11	3,788	0.3%	0.7%	0.8%	1.1%
% of Patients satisfied with the dentistry they have received	6	8	N/A	88.9%	89.0%	91.5%
% of Patients satisfied with the time they had to wait for an appointment	6	8	N/A	81.7%	84.2%	87.9%

* This is based on patients treated on this contract for their most recent course of treatment. Figures in italics indicate the base number of FP17s or Patient Questionnaire responses are less than 100. N/A is shown where the base number of responses is less than 10 during the period. % is calculated as Quantity/Base number*100

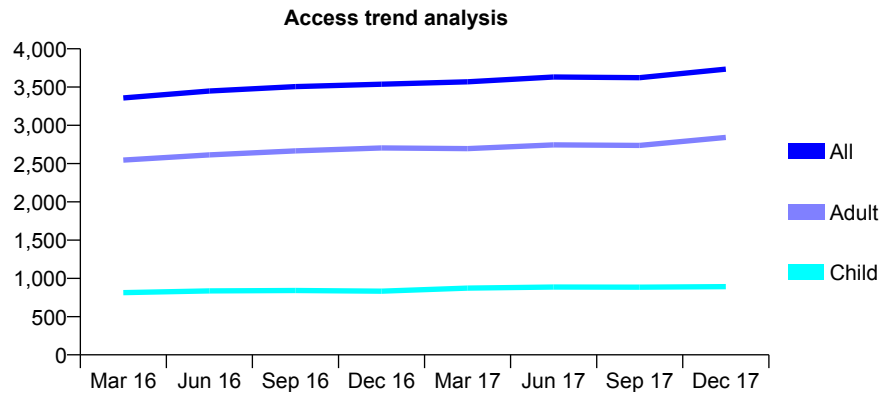
Q61 - Vital Signs At a Glance Contract Report for 129453/0001 - December 2017

Name or company name	Dr Margarita Vochaiti & Dr Aris Psathopoulk
Contract type name	GDS Contract
Purpose of contract	General
Contract start date	01/12/2012
Contract end date	

17/18 Contracted general activity (UDA)	7,242
Carry forward general activity (UDA)	-25
17/18 Contracted orthodontic activity (UOA)	0
Carry forward orthodontic activity (UOA)	0
Baseline contract value	£208,064.45

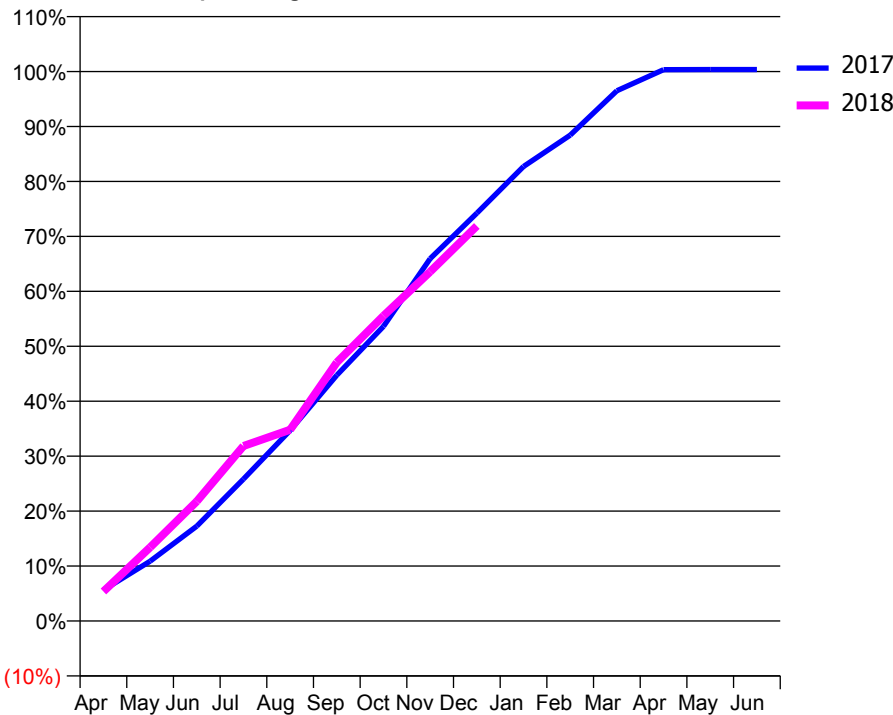
ACCESS*

Patients seen in 24 months	Total	Change since previous quarter
Quarter ending December 2016	3,537	
Quarter ending March 2017	3,568	→
Quarter ending June 2017	3,632	→
Quarter ending September 2017	3,622	→
Quarter ending December 2017	3,734	↑
Variance since December 2016	5.6%	↑



ACTIVITY

Cumulative percentage of contracted UDA delivered 2017 & 2018



Month	Adjusted Scheduled Activity (UDA)	
	2017	2018
April	409	390
May	788	970
June	1,251	1,577
July	1,871	2,306
August	2,512	2,521
September	3,240	3,408
October	3,884	4,021
November	4,776	4,603
December	5,374	5,207
January	5,991	
February	6,403	
March	6,988	
April	7,266	
May	7,267	
June	7,267	

QUALITY

	Quantity	Base Number	Contract	AT	Region	England
% of FP17s for the same patient ID Re-attending within 3 months - Children	46	649	7.1%	10.5%	11.6%	12.0%
% of FP17s for the same patient ID Re-attending within 3 months - Adults	250	1,885	13.3%	16.0%	16.7%	15.9%
% of FP17s for the same patient ID Re-attending between 3 & 9 months - Children	222	649	34.2%	42.9%	47.3%	58.0%
% of FP17s for the same patient ID Re-attending between 3 & 9 months - Adults	469	1,885	24.9%	35.8%	38.3%	50.5%
% of FP17s for Band 1 Urgent Courses	209	2,432	8.6%	10.8%	10.5%	9.0%
% of FP17s Relating to Free Repair or Replacements	17	2,432	0.7%	0.5%	0.6%	0.8%
% of FP17s Relating to Continuations	20	2,432	0.8%	0.7%	0.8%	1.1%
% of Patients satisfied with the dentistry they have received	1	2	N/A	88.9%	89.0%	91.5%
% of Patients satisfied with the time they had to wait for an appointment	1	2	N/A	81.7%	84.2%	87.9%

* This is based on patients treated on this contract for their most recent course of treatment. Figures in italics indicate the base number of FP17s or Patient Questionnaire responses are less than 100. N/A is shown where the base number of responses is less than 10 during the period. % is calculated as Quantity/Base number*100

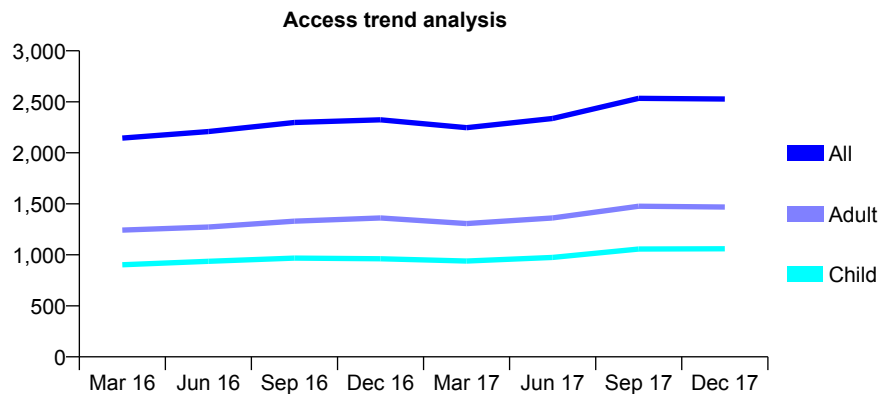
Q61 - Vital Signs At a Glance Contract Report for 129526/0001 - December 2017

Name or company name	S Emami and A P Sattarzadeh
Contract type name	GDS Contract
Purpose of contract	General
Contract start date	01/04/2014
Contract end date	

17/18 Contracted general activity (UDA)	7,074
Carry forward general activity (UDA)	0
17/18 Contracted orthodontic activity (UOA)	0
Carry forward orthodontic activity (UOA)	0
Baseline contract value	£255,944.60

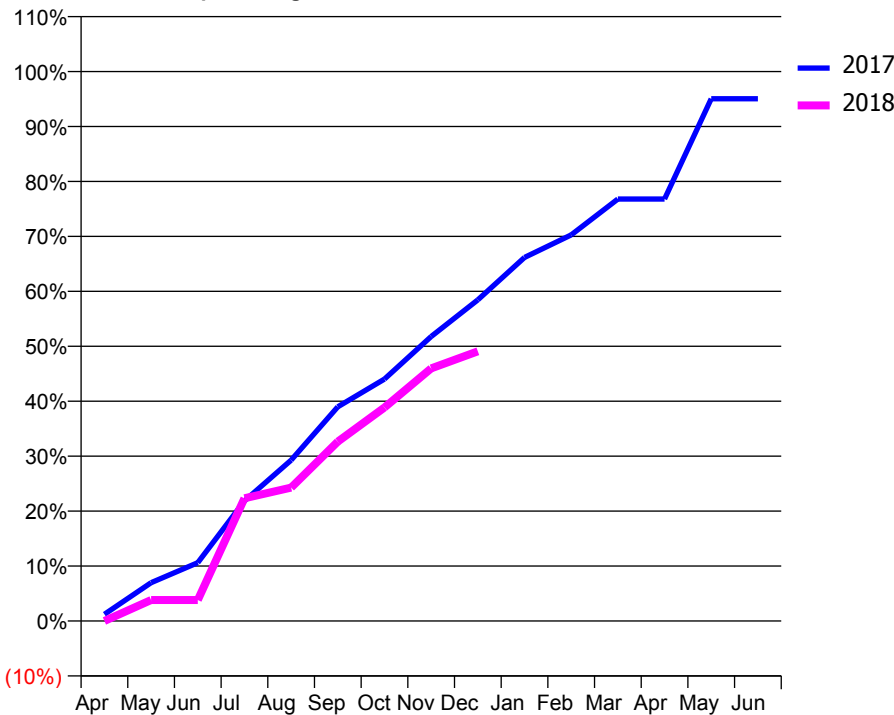
ACCESS*

Patients seen in 24 months	Total	Change since previous quarter
Quarter ending December 2016	2,323	
Quarter ending March 2017	2,246	↓
Quarter ending June 2017	2,337	↑
Quarter ending September 2017	2,534	↑
Quarter ending December 2017	2,528	→
Variance since December 2016	8.8%	↑



ACTIVITY

Cumulative percentage of contracted UDA delivered 2017 & 2018



Month	Adjusted Scheduled Activity (UDA)	
	2017	2018
April	87	0
May	493	271
June	752	271
July	1,546	1,581
August	2,071	1,717
September	2,757	2,310
October	3,114	2,749
November	3,662	3,253
December	4,134	3,472
January	4,681	
February	4,970	
March	5,432	
April	5,432	
May	6,723	
June	6,723	

QUALITY

	Quantity	Base Number	Contract	AT	Region	England
% of FP17s for the same patient ID Re-attending within 3 months - Children	64	899	7.1%	10.5%	11.6%	12.0%
% of FP17s for the same patient ID Re-attending within 3 months - Adults	154	1,134	13.6%	16.0%	16.7%	15.9%
% of FP17s for the same patient ID Re-attending between 3 & 9 months - Children	410	899	45.6%	42.9%	47.3%	58.0%
% of FP17s for the same patient ID Re-attending between 3 & 9 months - Adults	399	1,134	35.2%	35.8%	38.3%	50.5%
% of FP17s for Band 1 Urgent Courses	98	1,299	7.5%	10.8%	10.5%	9.0%
% of FP17s Relating to Free Repair or Replacements	5	1,299	0.4%	0.5%	0.6%	0.8%
% of FP17s Relating to Continuations	4	1,299	0.3%	0.7%	0.8%	1.1%
% of Patients satisfied with the dentistry they have received	0	0	N/A	88.9%	89.0%	91.5%
% of Patients satisfied with the time they had to wait for an appointment	0	0	N/A	81.7%	84.2%	87.9%

* This is based on patients treated on this contract for their most recent course of treatment. Figures in italics indicate the base number of FP17s or Patient Questionnaire responses are less than 100. N/A is shown where the base number of responses is less than 10 during the period. % is calculated as Quantity/Base number*100

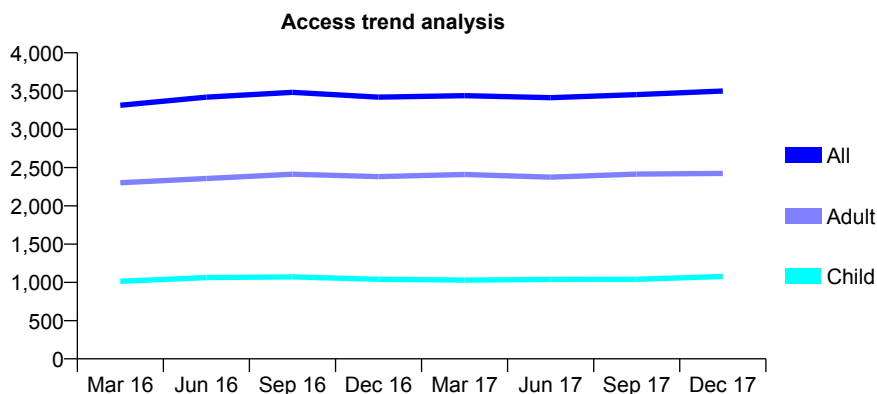
Q61 - Vital Signs At a Glance Contract Report for 130303/0001 - December 2017

Name or company name	Salmon Lane Dental Care
Contract type name	GDS Contract
Purpose of contract	General
Contract start date	19/11/2010
Contract end date	

17/18 Contracted general activity (UDA)	7,879
Carry forward general activity (UDA)	-67
17/18 Contracted orthodontic activity (UOA)	0
Carry forward orthodontic activity (UOA)	0
Baseline contract value	£225,576.00

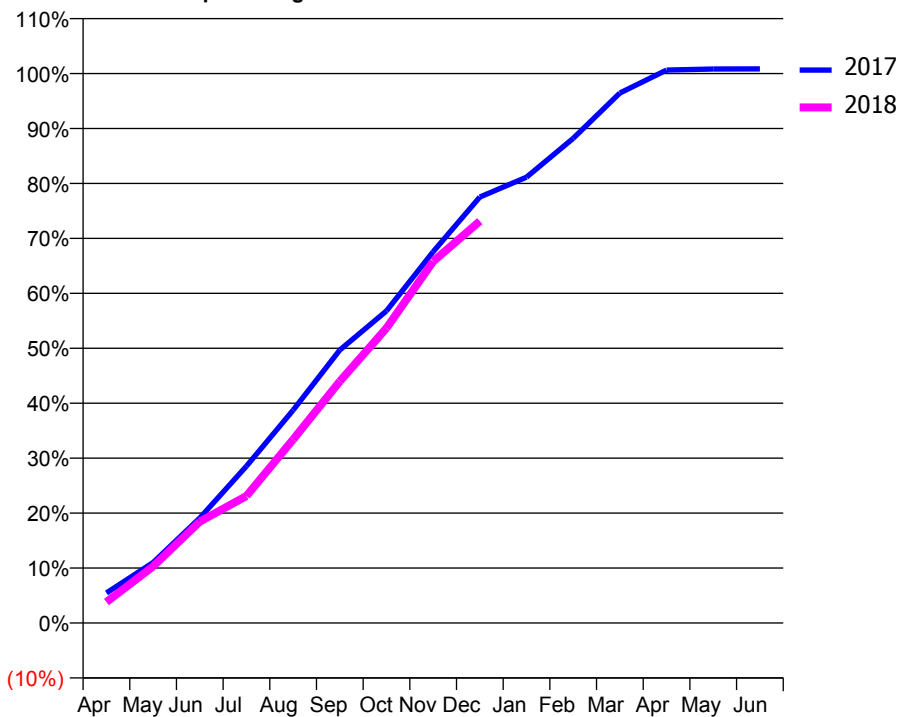
ACCESS*

Patients seen in 24 months	Total	Change since previous quarter
Quarter ending December 2016	3,420	
Quarter ending March 2017	3,440	→
Quarter ending June 2017	3,413	→
Quarter ending September 2017	3,454	→
Quarter ending December 2017	3,500	→
Variance since December 2016	2.3%	↑



ACTIVITY

Cumulative percentage of contracted UDA delivered 2017 & 2018



Month	Adjusted Scheduled Activity (UDA)	
	2017	2018
April	431	301
May	868	812
June	1,505	1,453
July	2,249	1,822
August	3,052	2,632
September	3,915	3,465
October	4,475	4,228
November	5,323	5,184
December	6,108	5,761
January	6,393	
February	6,949	
March	7,599	
April	7,929	
May	7,944	
June	7,946	

QUALITY

	Quantity	Base Number	Contract	AT	Region	England
% of FP17s for the same patient ID Re-attending within 3 months - Children	67	798	8.4%	10.5%	11.6%	12.0%
% of FP17s for the same patient ID Re-attending within 3 months - Adults	301	1,805	16.7%	16.0%	16.7%	15.9%
% of FP17s for the same patient ID Re-attending between 3 & 9 months - Children	200	798	25.1%	42.9%	47.3%	58.0%
% of FP17s for the same patient ID Re-attending between 3 & 9 months - Adults	401	1,805	22.2%	35.8%	38.3%	50.5%
% of FP17s for Band 1 Urgent Courses	335	1,995	16.8%	10.8%	10.5%	9.0%
% of FP17s Relating to Free Repair or Replacements	0	1,995	0.0%	0.5%	0.6%	0.8%
% of FP17s Relating to Continuations	12	1,995	0.6%	0.7%	0.8%	1.1%
% of Patients satisfied with the dentistry they have received	0	0	N/A	88.9%	89.0%	91.5%
% of Patients satisfied with the time they had to wait for an appointment	0	0	N/A	81.7%	84.2%	87.9%

* This is based on patients treated on this contract for their most recent course of treatment. Figures in italics indicate the base number of FP17s or Patient Questionnaire responses are less than 100. N/A is shown where the base number of responses is less than 10 during the period. % is calculated as Quantity/Base number*100

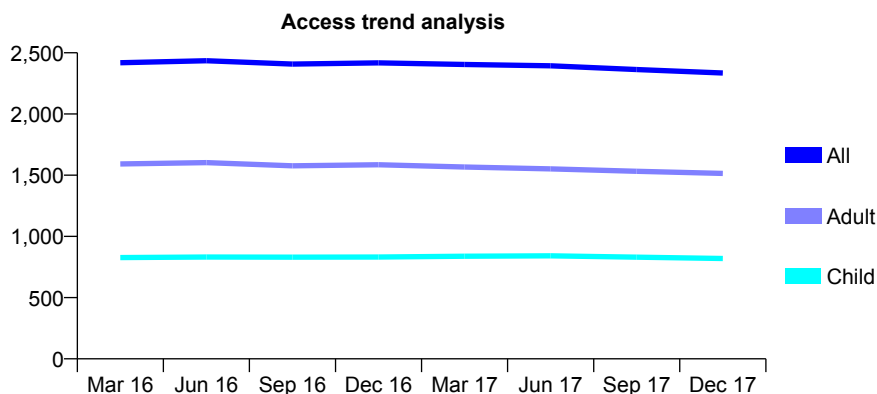
Q61 - Vital Signs At a Glance Contract Report for 131245/0001 - December 2017

Name or company name	Bullsmoor Dental Practice
Contract type name	GDS Contract
Purpose of contract	General
Contract start date	01/07/2013
Contract end date	

17/18 Contracted general activity (UDA)	7,000
Carry forward general activity (UDA)	151
17/18 Contracted orthodontic activity (UOA)	0
Carry forward orthodontic activity (UOA)	0
Baseline contract value	£176,919.58

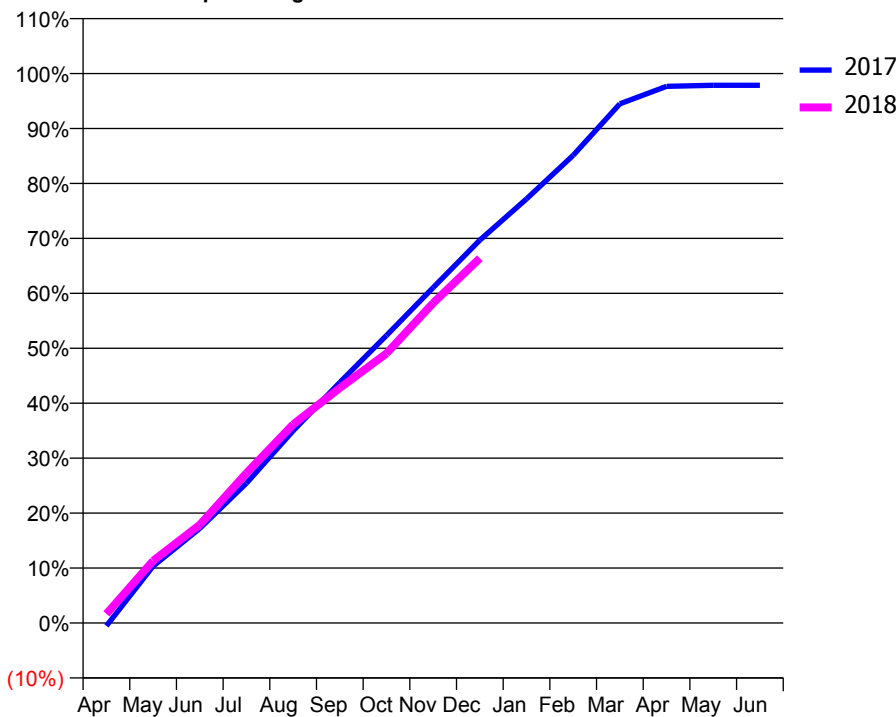
ACCESS*

Patients seen in 24 months	Total	Change since previous quarter
Quarter ending December 2016	2,418	
Quarter ending March 2017	2,405	→
Quarter ending June 2017	2,394	→
Quarter ending September 2017	2,363	↓
Quarter ending December 2017	2,335	↓
Variance since December 2016	(3.4%)	↓



ACTIVITY

Cumulative percentage of contracted UDA delivered 2017 & 2018



Month	Adjusted Scheduled Activity (UDA)	
	2017	2018
April	-38	117
May	724	792
June	1,205	1,251
July	1,781	1,909
August	2,448	2,530
September	3,065	2,994
October	3,664	3,434
November	4,273	4,077
December	4,878	4,647
January	5,403	
February	5,958	
March	6,614	
April	6,836	
May	6,849	
June	6,849	

QUALITY

	Quantity	Base Number	Contract	AT	Region	England
% of FP17s for the same patient ID Re-attending within 3 months - Children	56	989	5.7%	10.5%	11.6%	12.0%
% of FP17s for the same patient ID Re-attending within 3 months - Adults	159	1,628	9.8%	16.0%	16.7%	15.9%
% of FP17s for the same patient ID Re-attending between 3 & 9 months - Children	698	989	70.6%	42.9%	47.3%	58.0%
% of FP17s for the same patient ID Re-attending between 3 & 9 months - Adults	974	1,628	59.8%	35.8%	38.3%	50.5%
% of FP17s for Band 1 Urgent Courses	82	2,473	3.3%	10.8%	10.5%	9.0%
% of FP17s Relating to Free Repair or Replacements	6	2,473	0.2%	0.5%	0.6%	0.8%
% of FP17s Relating to Continuations	12	2,473	0.5%	0.7%	0.8%	1.1%
% of Patients satisfied with the dentistry they have received	5	5	N/A	88.9%	89.0%	91.5%
% of Patients satisfied with the time they had to wait for an appointment	4	5	N/A	81.7%	84.2%	87.9%

* This is based on patients treated on this contract for their most recent course of treatment. Figures in italics indicate the base number of FP17s or Patient Questionnaire responses are less than 100. N/A is shown where the base number of responses is less than 10 during the period. % is calculated as Quantity/Base number*100

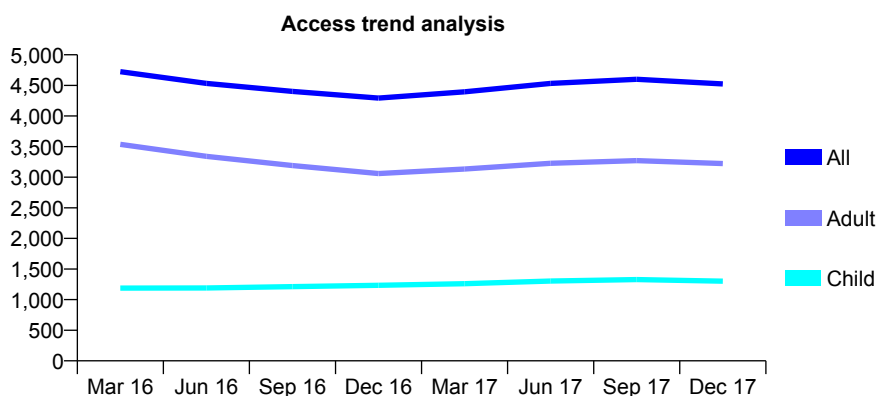
Q61 - Vital Signs At a Glance Contract Report for 132586/0001 - December 2017

Name or company name	Sct. Apollonia Dental Practice
Contract type name	GDS Contract
Purpose of contract	General
Contract start date	01/05/2007
Contract end date	

17/18 Contracted general activity (UDA)	14,164
Carry forward general activity (UDA)	47
17/18 Contracted orthodontic activity (UOA)	0
Carry forward orthodontic activity (UOA)	0
Baseline contract value	£394,098.69

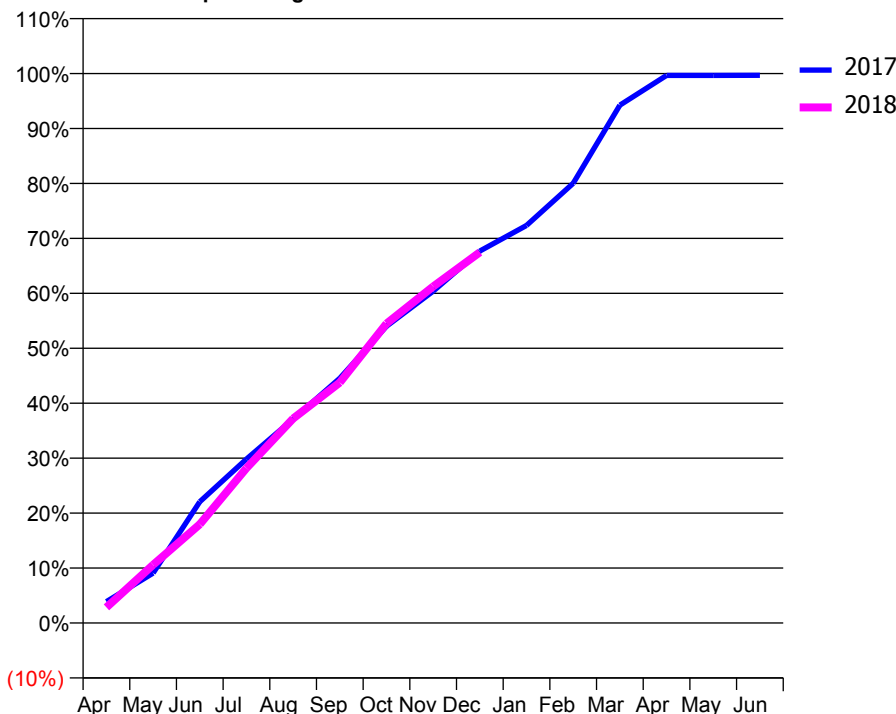
ACCESS*

Patients seen in 24 months	Total	Change since previous quarter
Quarter ending December 2016	4,294	
Quarter ending March 2017	4,396	↑
Quarter ending June 2017	4,533	↑
Quarter ending September 2017	4,600	→
Quarter ending December 2017	4,524	↓
Variance since December 2016	5.4%	↑



ACTIVITY

Cumulative percentage of contracted UDA delivered 2017 & 2018



Month	Adjusted Scheduled Activity (UDA)	
	2017	2018
April	553	404
May	1,289	1,501
June	3,127	2,546
July	4,225	3,993
August	5,257	5,273
September	6,310	6,199
October	7,651	7,718
November	8,553	8,673
December	9,587	9,557
January	10,247	
February	11,334	
March	13,347	
April	14,116	
May	14,116	
June	14,117	

QUALITY

	Quantity	Base Number	Contract	AT	Region	England
% of FP17s for the same patient ID Re-attending within 3 months - Children	107	1,129	9.5%	10.5%	11.6%	12.0%
% of FP17s for the same patient ID Re-attending within 3 months - Adults	403	2,486	16.2%	16.0%	16.7%	15.9%
% of FP17s for the same patient ID Re-attending between 3 & 9 months - Children	432	1,129	38.3%	42.9%	47.3%	58.0%
% of FP17s for the same patient ID Re-attending between 3 & 9 months - Adults	690	2,486	27.8%	35.8%	38.3%	50.5%
% of FP17s for Band 1 Urgent Courses	472	3,394	13.9%	10.8%	10.5%	9.0%
% of FP17s Relating to Free Repair or Replacements	9	3,394	0.3%	0.5%	0.6%	0.8%
% of FP17s Relating to Continuations	15	3,394	0.4%	0.7%	0.8%	1.1%
% of Patients satisfied with the dentistry they have received	3	3	N/A	88.9%	89.0%	91.5%
% of Patients satisfied with the time they had to wait for an appointment	2	3	N/A	81.7%	84.2%	87.9%

* This is based on patients treated on this contract for their most recent course of treatment. Figures in italics indicate the base number of FP17s or Patient Questionnaire responses are less than 100. N/A is shown where the base number of responses is less than 10 during the period. % is calculated as Quantity/Base number*100

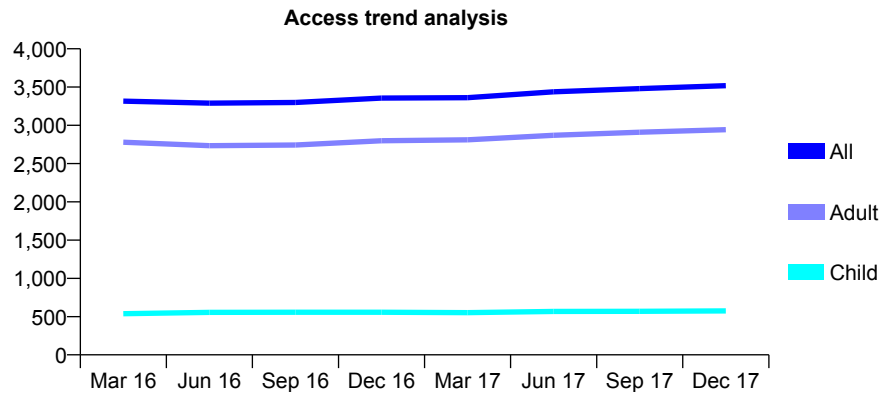
Q61 - Vital Signs At a Glance Contract Report for 132993/0001 - December 2017

Name or company name	Church View Dental Practice
Contract type name	GDS Contract
Purpose of contract	General
Contract start date	01/04/2010
Contract end date	

17/18 Contracted general activity (UDA)	14,120
Carry forward general activity (UDA)	0
17/18 Contracted orthodontic activity (UOA)	0
Carry forward orthodontic activity (UOA)	0
Baseline contract value	£442,733.31

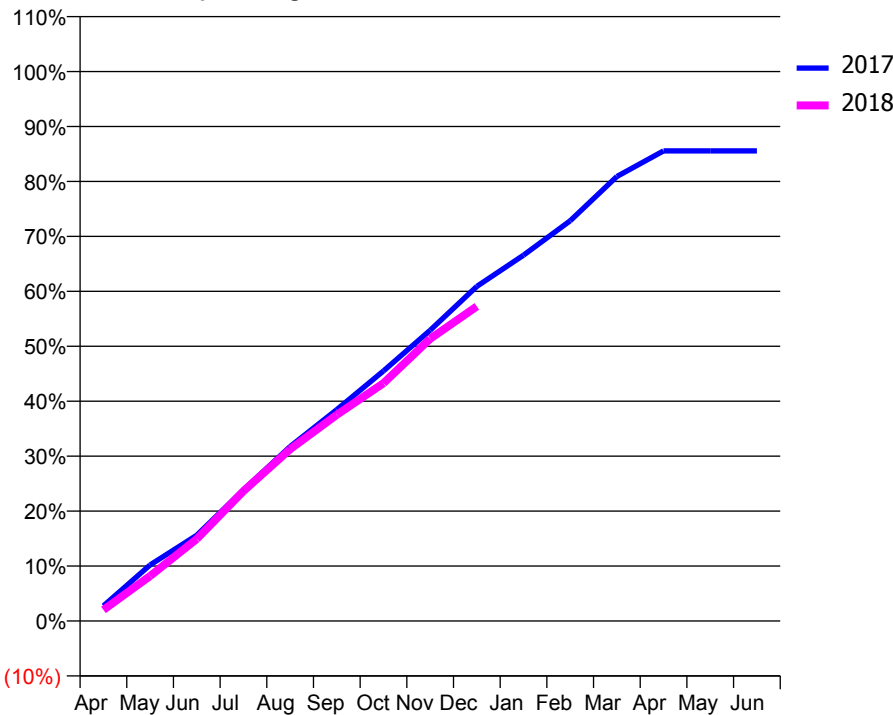
ACCESS*

Patients seen in 24 months	Total	Change since previous quarter
Quarter ending December 2016	3,356	
Quarter ending March 2017	3,362	→
Quarter ending June 2017	3,438	↑
Quarter ending September 2017	3,479	→
Quarter ending December 2017	3,518	→
Variance since December 2016	4.8%	↑



ACTIVITY

Cumulative percentage of contracted UDA delivered 2017 & 2018



Month	Adjusted Scheduled Activity (UDA)	
	2017	2018
April	389	287
May	1,439	1,158
June	2,205	2,111
July	3,369	3,339
August	4,485	4,417
September	5,433	5,300
October	6,427	6,110
November	7,471	7,254
December	8,599	8,084
January	9,401	
February	10,283	
March	11,421	
April	12,080	
May	12,080	
June	12,080	

QUALITY

	Quantity	Base Number	Contract	AT	Region	England
% of FP17s for the same patient ID Re-attending within 3 months - Children	64	678	9.4%	10.5%	11.6%	12.0%
% of FP17s for the same patient ID Re-attending within 3 months - Adults	698	3,404	20.5%	16.0%	16.7%	15.9%
% of FP17s for the same patient ID Re-attending between 3 & 9 months - Children	416	678	61.4%	42.9%	47.3%	58.0%
% of FP17s for the same patient ID Re-attending between 3 & 9 months - Adults	1,740	3,404	51.1%	35.8%	38.3%	50.5%
% of FP17s for Band 1 Urgent Courses	425	3,832	11.1%	10.8%	10.5%	9.0%
% of FP17s Relating to Free Repair or Replacements	62	3,832	1.6%	0.5%	0.6%	0.8%
% of FP17s Relating to Continuations	57	3,832	1.5%	0.7%	0.8%	1.1%
% of Patients satisfied with the dentistry they have received	10	10	100.0%	88.9%	89.0%	91.5%
% of Patients satisfied with the time they had to wait for an appointment	10	10	100.0%	81.7%	84.2%	87.9%

* This is based on patients treated on this contract for their most recent course of treatment. Figures in italics indicate the base number of FP17s or Patient Questionnaire responses are less than 100. N/A is shown where the base number of responses is less than 10 during the period. % is calculated as Quantity/Base number*100

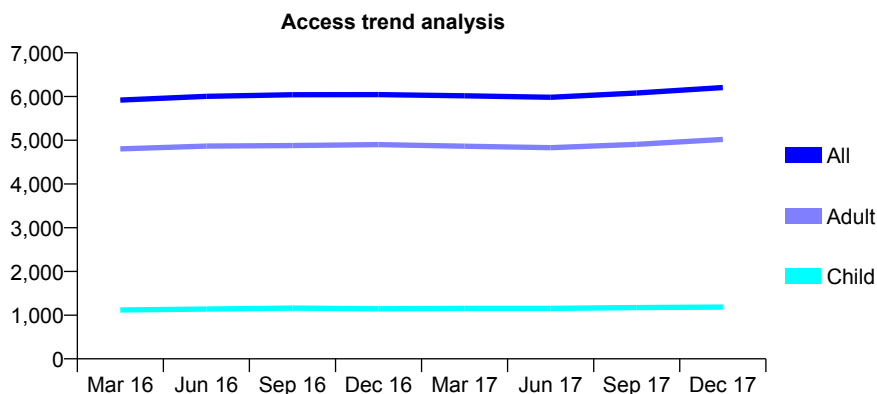
Q61 - Vital Signs At a Glance Contract Report for 133078/0001 - December 2017

Name or company name	R G Matthey Ltd
Contract type name	GDS Contract
Purpose of contract	General
Contract start date	01/01/2009
Contract end date	

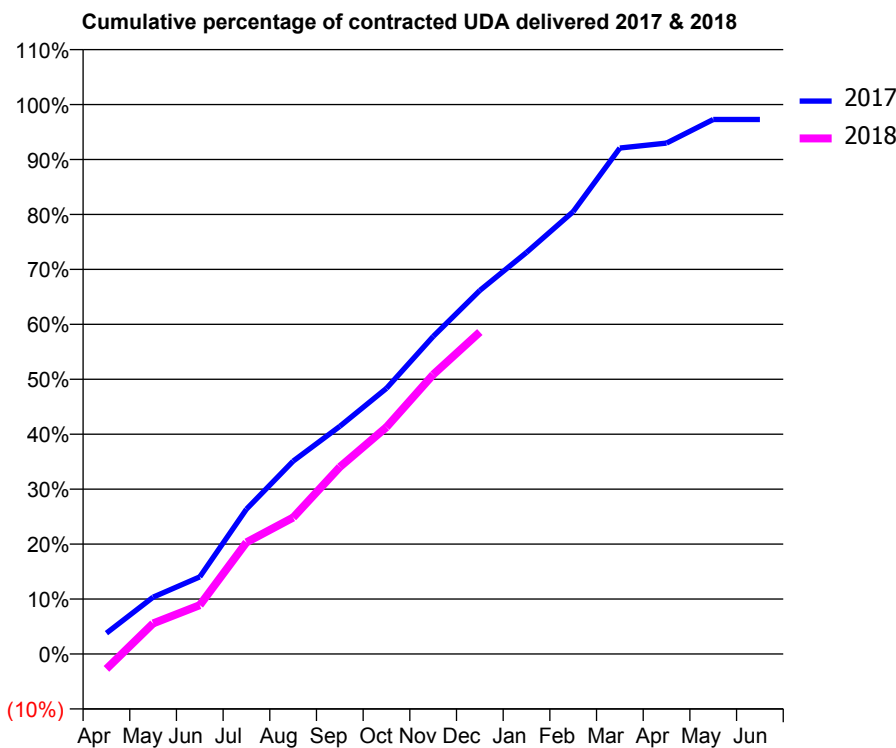
17/18 Contracted general activity (UDA)	20,451
Carry forward general activity (UDA)	557
17/18 Contracted orthodontic activity (UOA)	0
Carry forward orthodontic activity (UOA)	0
Baseline contract value	£534,146.97

ACCESS*

Patients seen in 24 months	Total	Change since previous quarter
Quarter ending December 2016	6,044	
Quarter ending March 2017	6,017	→
Quarter ending June 2017	5,984	→
Quarter ending September 2017	6,080	→
Quarter ending December 2017	6,205	↑
Variance since December 2016	2.7%	↑



ACTIVITY



Month	Adjusted Scheduled Activity (UDA)	
	2017	2018
April	778	-557
May	2,115	1,139
June	2,873	1,817
July	5,394	4,157
August	7,178	5,080
September	8,472	6,963
October	9,890	8,446
November	11,817	10,398
December	13,529	11,984
January	14,947	
February	16,465	
March	18,832	
April	19,017	
May	19,895	
June	19,894	

QUALITY

	Quantity	Base Number	Contract	AT	Region	England
% of FP17s for the same patient ID Re-attending within 3 months - Children	148	1,326	11.2%	10.5%	11.6%	12.0%
% of FP17s for the same patient ID Re-attending within 3 months - Adults	444	4,370	10.2%	16.0%	16.7%	15.9%
% of FP17s for the same patient ID Re-attending between 3 & 9 months - Children	716	1,326	54.0%	42.9%	47.3%	58.0%
% of FP17s for the same patient ID Re-attending between 3 & 9 months - Adults	2,015	4,370	46.1%	35.8%	38.3%	50.5%
% of FP17s for Band 1 Urgent Courses	426	5,366	7.9%	10.8%	10.5%	9.0%
% of FP17s Relating to Free Repair or Replacements	32	5,366	0.6%	0.5%	0.6%	0.8%
% of FP17s Relating to Continuations	78	5,366	1.5%	0.7%	0.8%	1.1%
% of Patients satisfied with the dentistry they have received	9	11	81.8%	88.9%	89.0%	91.5%
% of Patients satisfied with the time they had to wait for an appointment	6	11	54.5%	81.7%	84.2%	87.9%

* This is based on patients treated on this contract for their most recent course of treatment. Figures in italics indicate the base number of FP17s or Patient Questionnaire responses are less than 100. N/A is shown where the base number of responses is less than 10 during the period. % is calculated as Quantity/Base number*100

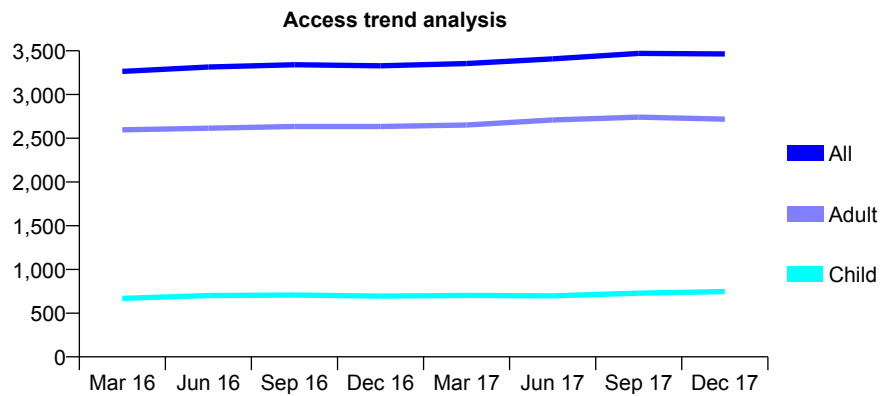
Q61 - Vital Signs At a Glance Contract Report for 133086/0001 - December 2017

Name or company name	Sennik Ltd
Contract type name	GDS Contract
Purpose of contract	General
Contract start date	01/04/2012
Contract end date	

17/18 Contracted general activity (UDA)	10,567
Carry forward general activity (UDA)	-181
17/18 Contracted orthodontic activity (UOA)	0
Carry forward orthodontic activity (UOA)	0
Baseline contract value	£346,154.16

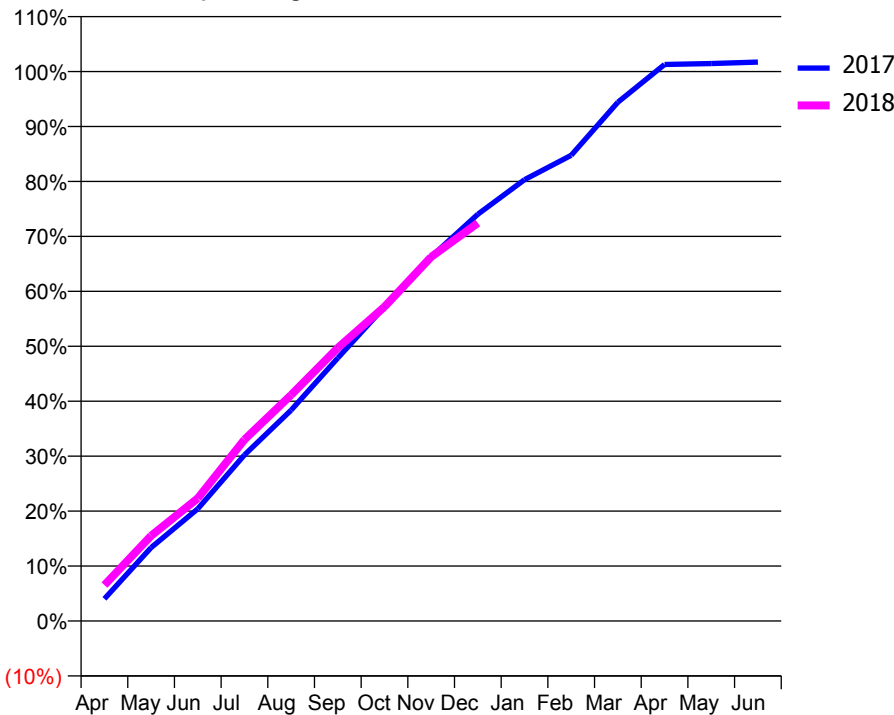
ACCESS*

Patients seen in 24 months	Total	Change since previous quarter
Quarter ending December 2016	3,329	
Quarter ending March 2017	3,355	→
Quarter ending June 2017	3,408	→
Quarter ending September 2017	3,470	→
Quarter ending December 2017	3,464	→
Variance since December 2016	4.1%	↑



ACTIVITY

Cumulative percentage of contracted UDA delivered 2017 & 2018



Month	Adjusted Scheduled Activity (UDA)	
	2017	2018
April	428	692
May	1,411	1,640
June	2,157	2,361
July	3,195	3,489
August	4,054	4,348
September	5,059	5,253
October	6,040	6,044
November	7,005	7,001
December	7,822	7,654
January	8,487	
February	8,955	
March	9,978	
April	10,701	
May	10,720	
June	10,748	

QUALITY

	Quantity	Base Number	Contract	AT	Region	England
% of FP17s for the same patient ID Re-attending within 3 months - Children	36	708	5.1%	10.5%	11.6%	12.0%
% of FP17s for the same patient ID Re-attending within 3 months - Adults	329	2,408	13.7%	16.0%	16.7%	15.9%
% of FP17s for the same patient ID Re-attending between 3 & 9 months - Children	331	708	46.8%	42.9%	47.3%	58.0%
% of FP17s for the same patient ID Re-attending between 3 & 9 months - Adults	1,033	2,408	42.9%	35.8%	38.3%	50.5%
% of FP17s for Band 1 Urgent Courses	268	2,819	9.5%	10.8%	10.5%	9.0%
% of FP17s Relating to Free Repair or Replacements	23	2,819	0.8%	0.5%	0.6%	0.8%
% of FP17s Relating to Continuations	15	2,819	0.5%	0.7%	0.8%	1.1%
% of Patients satisfied with the dentistry they have received	5	5	N/A	88.9%	89.0%	91.5%
% of Patients satisfied with the time they had to wait for an appointment	5	5	N/A	81.7%	84.2%	87.9%

* This is based on patients treated on this contract for their most recent course of treatment. Figures in italics indicate the base number of FP17s or Patient Questionnaire responses are less than 100. N/A is shown where the base number of responses is less than 10 during the period. % is calculated as Quantity/Base number*100

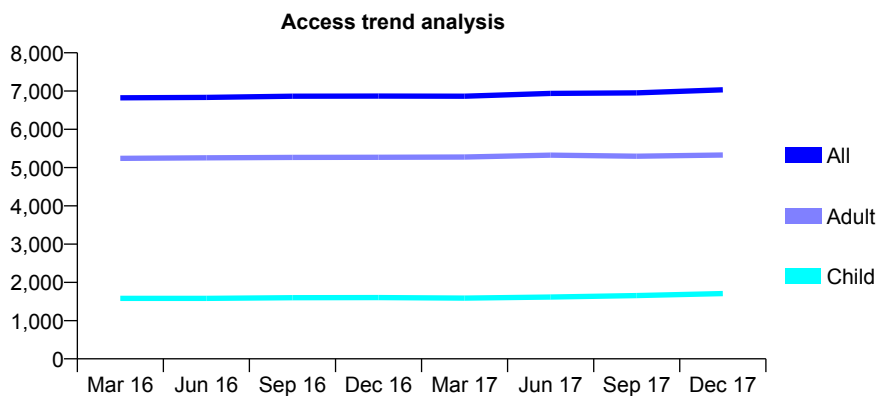
Q61 - Vital Signs At a Glance Contract Report for 133205/0001 - December 2017

Name or company name	Broadway Dental Care
Contract type name	GDS Contract
Purpose of contract	General
Contract start date	06/06/2012
Contract end date	

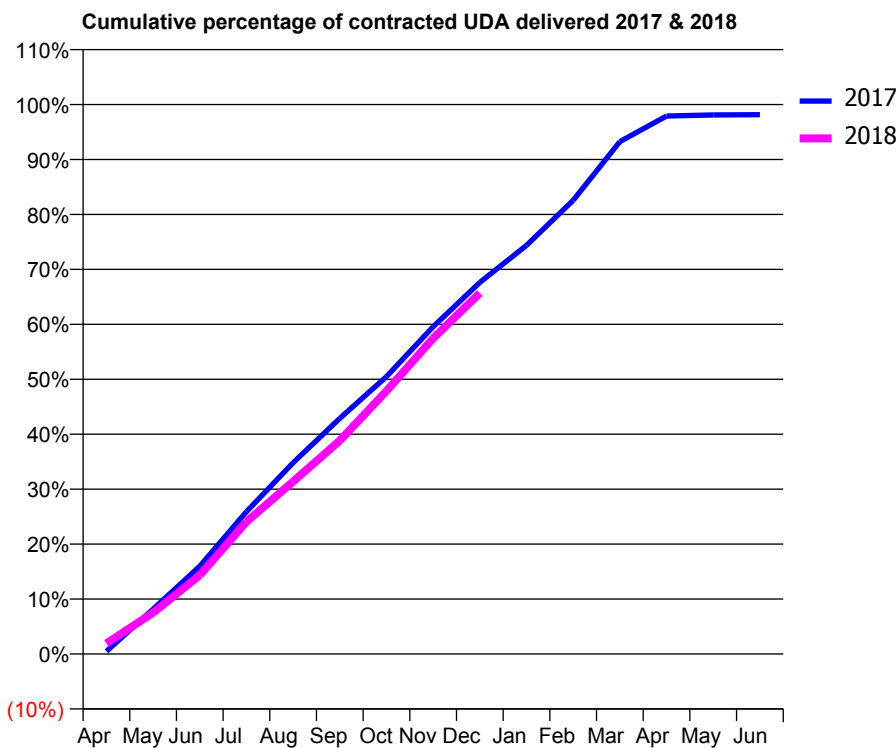
17/18 Contracted general activity (UDA)	18,422
Carry forward general activity (UDA)	339
17/18 Contracted orthodontic activity (UOA)	0
Carry forward orthodontic activity (UOA)	0
Baseline contract value	£536,228.79

ACCESS*

Patients seen in 24 months	Total	Change since previous quarter
Quarter ending December 2016	6,870	
Quarter ending March 2017	6,864	→
Quarter ending June 2017	6,939	→
Quarter ending September 2017	6,952	→
Quarter ending December 2017	7,034	→
Variance since December 2016	2.4%	↑



ACTIVITY



Month	Adjusted Scheduled Activity (UDA)	
	2017	2018
April	93	356
May	1,506	1,384
June	2,945	2,643
July	4,771	4,434
August	6,413	5,780
September	7,902	7,156
October	9,299	8,816
November	10,974	10,583
December	12,456	12,101
January	13,698	
February	15,211	
March	17,177	
April	18,035	
May	18,074	
June	18,083	

QUALITY

	Quantity	Base Number	Contract	AT	Region	England
% of FP17s for the same patient ID Re-attending within 3 months - Children	101	1,812	5.6%	10.5%	11.6%	12.0%
% of FP17s for the same patient ID Re-attending within 3 months - Adults	545	4,976	11.0%	16.0%	16.7%	15.9%
% of FP17s for the same patient ID Re-attending between 3 & 9 months - Children	985	1,812	54.4%	42.9%	47.3%	58.0%
% of FP17s for the same patient ID Re-attending between 3 & 9 months - Adults	2,530	4,976	50.8%	35.8%	38.3%	50.5%
% of FP17s for Band 1 Urgent Courses	399	5,968	6.7%	10.8%	10.5%	9.0%
% of FP17s Relating to Free Repair or Replacements	38	5,968	0.6%	0.5%	0.6%	0.8%
% of FP17s Relating to Continuations	37	5,968	0.6%	0.7%	0.8%	1.1%
% of Patients satisfied with the dentistry they have received	2	2	N/A	88.9%	89.0%	91.5%
% of Patients satisfied with the time they had to wait for an appointment	1	2	N/A	81.7%	84.2%	87.9%

* This is based on patients treated on this contract for their most recent course of treatment. Figures in italics indicate the base number of FP17s or Patient Questionnaire responses are less than 100. N/A is shown where the base number of responses is less than 10 during the period. % is calculated as Quantity/Base number*100

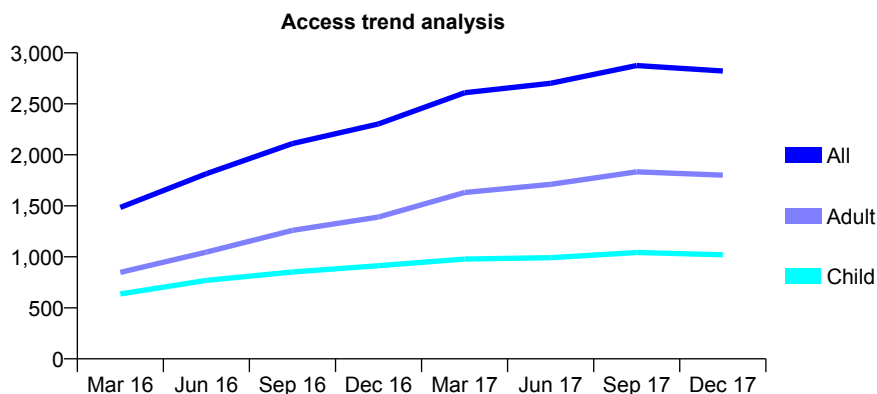
Q61 - Vital Signs At a Glance Contract Report for 133655/0001 - December 2017

Name or company name	Crouch Hall Dental Care
Contract type name	GDS Contract
Purpose of contract	General
Contract start date	01/05/2015
Contract end date	

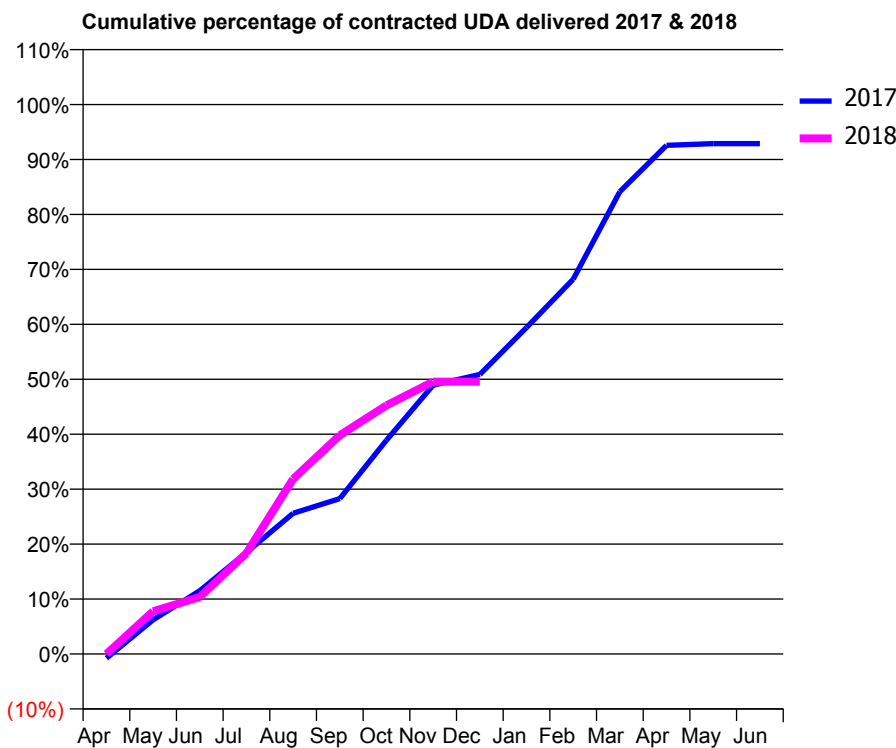
17/18 Contracted general activity (UDA)	6,025
Carry forward general activity (UDA)	0
17/18 Contracted orthodontic activity (UOA)	0
Carry forward orthodontic activity (UOA)	0
Baseline contract value	£137,615.13

ACCESS*

Patients seen in 24 months	Total	Change since previous quarter
Quarter ending December 2016	2,303	
Quarter ending March 2017	2,609	↑
Quarter ending June 2017	2,701	↑
Quarter ending September 2017	2,875	↑
Quarter ending December 2017	2,821	↓
Variance since December 2016	22.5%	↑



ACTIVITY



Month	Adjusted Scheduled Activity (UDA)	
	2017	2018
April	-47	0
May	375	469
June	694	624
July	1,114	1,106
August	1,544	1,919
September	1,704	2,398
October	2,344	2,726
November	2,949	2,987
December	3,066	2,987
January	3,580	
February	4,110	
March	5,070	
April	5,576	
May	5,595	
June	5,595	

QUALITY

	Quantity	Base Number	Contract	AT	Region	England
% of FP17s for the same patient ID Re-attending within 3 months - Children	45	712	6.3%	10.5%	11.6%	12.0%
% of FP17s for the same patient ID Re-attending within 3 months - Adults	86	957	9.0%	16.0%	16.7%	15.9%
% of FP17s for the same patient ID Re-attending between 3 & 9 months - Children	242	712	34.0%	42.9%	47.3%	58.0%
% of FP17s for the same patient ID Re-attending between 3 & 9 months - Adults	227	957	23.7%	35.8%	38.3%	50.5%
% of FP17s for Band 1 Urgent Courses	73	1,517	4.8%	10.8%	10.5%	9.0%
% of FP17s Relating to Free Repair or Replacements	0	1,517	0.0%	0.5%	0.6%	0.8%
% of FP17s Relating to Continuations	37	1,517	2.4%	0.7%	0.8%	1.1%
% of Patients satisfied with the dentistry they have received	1	1	N/A	88.9%	89.0%	91.5%
% of Patients satisfied with the time they had to wait for an appointment	1	1	N/A	81.7%	84.2%	87.9%

* This is based on patients treated on this contract for their most recent course of treatment. Figures in italics indicate the base number of FP17s or Patient Questionnaire responses are less than 100. N/A is shown where the base number of responses is less than 10 during the period. % is calculated as Quantity/Base number*100

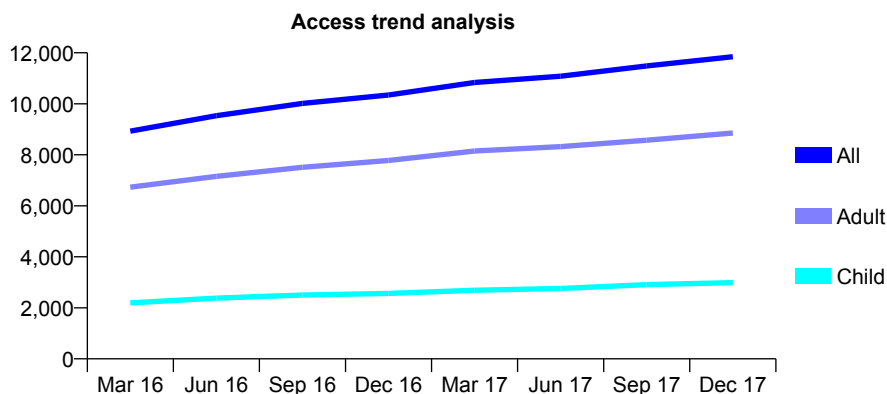
Q61 - Vital Signs At a Glance Contract Report for 134805/0001 - December 2017

Name or company name	Whalebone Lane Limited
Contract type name	GDS Contract
Purpose of contract	General
Contract start date	01/08/2011
Contract end date	

17/18 Contracted general activity (UDA)	38,503
Carry forward general activity (UDA)	0
17/18 Contracted orthodontic activity (UOA)	0
Carry forward orthodontic activity (UOA)	0
Baseline contract value	£1,791,444.87

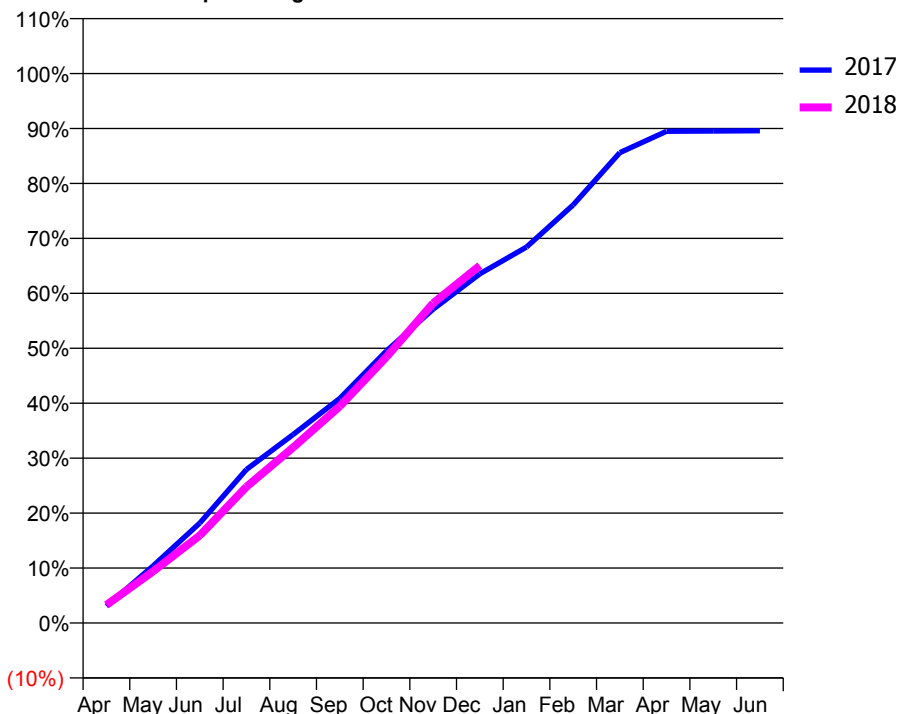
ACCESS*

Patients seen in 24 months	Total	Change since previous quarter
Quarter ending December 2016	10,344	
Quarter ending March 2017	10,837	↑
Quarter ending June 2017	11,082	↑
Quarter ending September 2017	11,484	↑
Quarter ending December 2017	11,844	↑
Variance since December 2016	14.5%	↑



ACTIVITY

Cumulative percentage of contracted UDA delivered 2017 & 2018



Month	Adjusted Scheduled Activity (UDA)	
	2017	2018
April	1,180	1,266
May	4,002	3,621
June	7,000	6,136
July	10,755	9,542
August	13,206	12,297
September	15,738	15,186
October	19,065	18,644
November	21,990	22,411
December	24,467	25,041
January	26,345	
February	29,300	
March	32,962	
April	34,458	
May	34,473	
June	34,489	

QUALITY

	Quantity	Base Number	Contract	AT	Region	England
% of FP17s for the same patient ID Re-attending within 3 months - Children	339	2,745	12.3%	10.5%	11.6%	12.0%
% of FP17s for the same patient ID Re-attending within 3 months - Adults	1,652	7,408	22.3%	16.0%	16.7%	15.9%
% of FP17s for the same patient ID Re-attending between 3 & 9 months - Children	787	2,745	28.7%	42.9%	47.3%	58.0%
% of FP17s for the same patient ID Re-attending between 3 & 9 months - Adults	1,502	7,408	20.3%	35.8%	38.3%	50.5%
% of FP17s for Band 1 Urgent Courses	626	9,623	6.5%	10.8%	10.5%	9.0%
% of FP17s Relating to Free Repair or Replacements	10	9,623	0.1%	0.5%	0.6%	0.8%
% of FP17s Relating to Continuations	739	9,623	7.7%	0.7%	0.8%	1.1%
% of Patients satisfied with the dentistry they have received	6	6	N/A	88.9%	89.0%	91.5%
% of Patients satisfied with the time they had to wait for an appointment	6	6	N/A	81.7%	84.2%	87.9%

* This is based on patients treated on this contract for their most recent course of treatment. Figures in italics indicate the base number of FP17s or Patient Questionnaire responses are less than 100. N/A is shown where the base number of responses is less than 10 during the period. % is calculated as Quantity/Base number*100

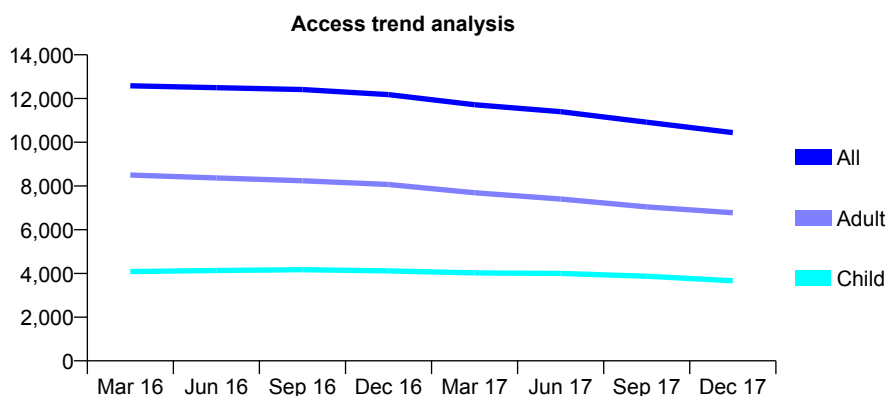
Q61 - Vital Signs At a Glance Contract Report for 134929/0001 - December 2017

Name or company name	Du Toit & Burger Partnership Ltd
Contract type name	GDS Contract
Purpose of contract	General
Contract start date	01/04/2007
Contract end date	

17/18 Contracted general activity (UDA)	35,374
Carry forward general activity (UDA)	0
17/18 Contracted orthodontic activity (UOA)	0
Carry forward orthodontic activity (UOA)	0
Baseline contract value	£1,092,865.83

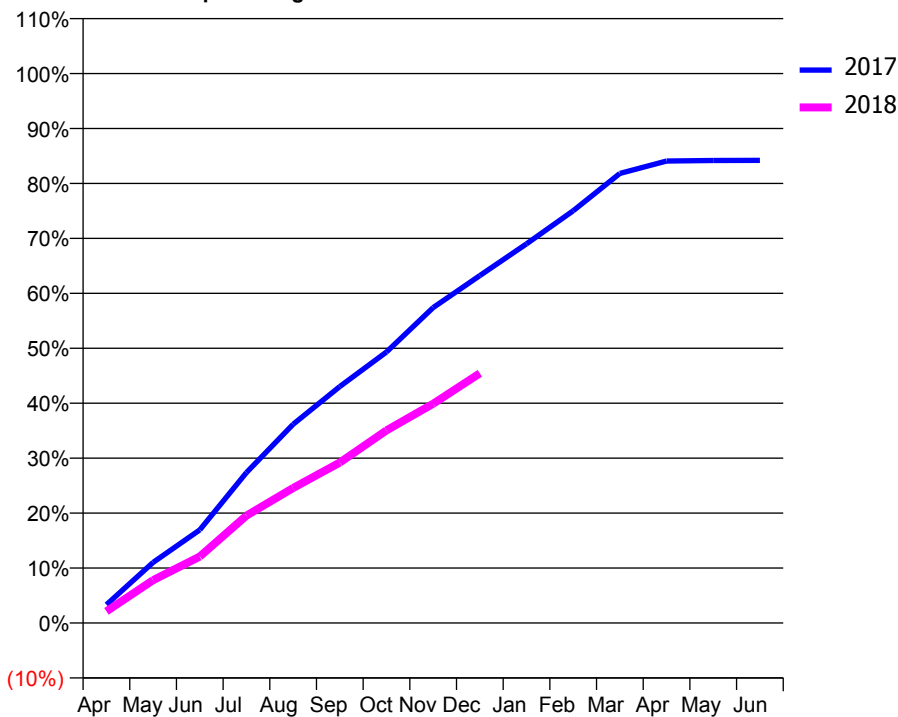
ACCESS*

Patients seen in 24 months	Total	Change since previous quarter
Quarter ending December 2016	12,182	
Quarter ending March 2017	11,715	↓
Quarter ending June 2017	11,398	↓
Quarter ending September 2017	10,916	↓
Quarter ending December 2017	10,438	↓
Variance since December 2016	(14.3%)	↓



ACTIVITY

Cumulative percentage of contracted UDA delivered 2017 & 2018



Month	Adjusted Scheduled Activity (UDA)	
	2017	2018
April	1,180	751
May	3,906	2,761
June	6,000	4,277
July	9,686	6,919
August	12,794	8,690
September	15,227	10,331
October	17,450	12,402
November	20,302	14,120
December	22,365	16,074
January	24,412	
February	26,540	
March	28,945	
April	29,742	
May	29,774	
June	29,783	

QUALITY

	Quantity	Base Number	Contract	AT	Region	England
% of FP17s for the same patient ID Re-attending within 3 months - Children	114	2,616	4.4%	10.5%	11.6%	12.0%
% of FP17s for the same patient ID Re-attending within 3 months - Adults	430	4,753	9.0%	16.0%	16.7%	15.9%
% of FP17s for the same patient ID Re-attending between 3 & 9 months - Children	1,185	2,616	45.3%	42.9%	47.3%	58.0%
% of FP17s for the same patient ID Re-attending between 3 & 9 months - Adults	1,788	4,753	37.6%	35.8%	38.3%	50.5%
% of FP17s for Band 1 Urgent Courses	463	6,977	6.6%	10.8%	10.5%	9.0%
% of FP17s Relating to Free Repair or Replacements	26	6,977	0.4%	0.5%	0.6%	0.8%
% of FP17s Relating to Continuations	30	6,977	0.4%	0.7%	0.8%	1.1%
% of Patients satisfied with the dentistry they have received	4	5	N/A	88.9%	89.0%	91.5%
% of Patients satisfied with the time they had to wait for an appointment	4	5	N/A	81.7%	84.2%	87.9%

* This is based on patients treated on this contract for their most recent course of treatment. Figures in italics indicate the base number of FP17s or Patient Questionnaire responses are less than 100. N/A is shown where the base number of responses is less than 10 during the period. % is calculated as Quantity/Base number*100

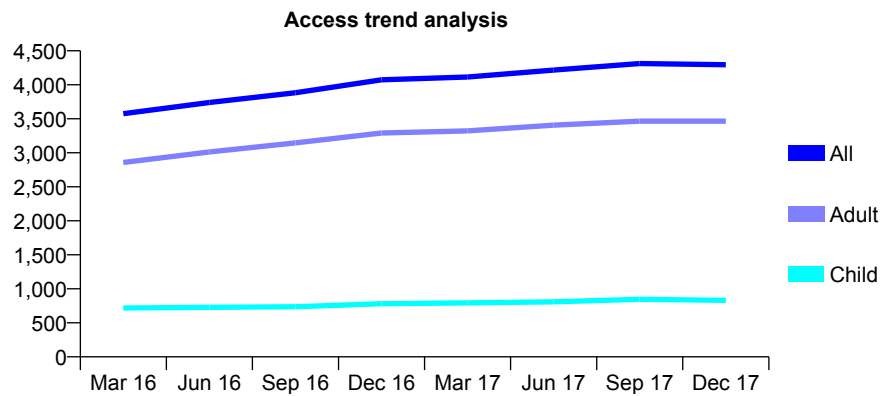
Q61 - Vital Signs At a Glance Contract Report for 135674/0002 - December 2017

Name or company name	East Side Dental Practice
Contract type name	GDS Contract
Purpose of contract	General
Contract start date	01/09/2007
Contract end date	

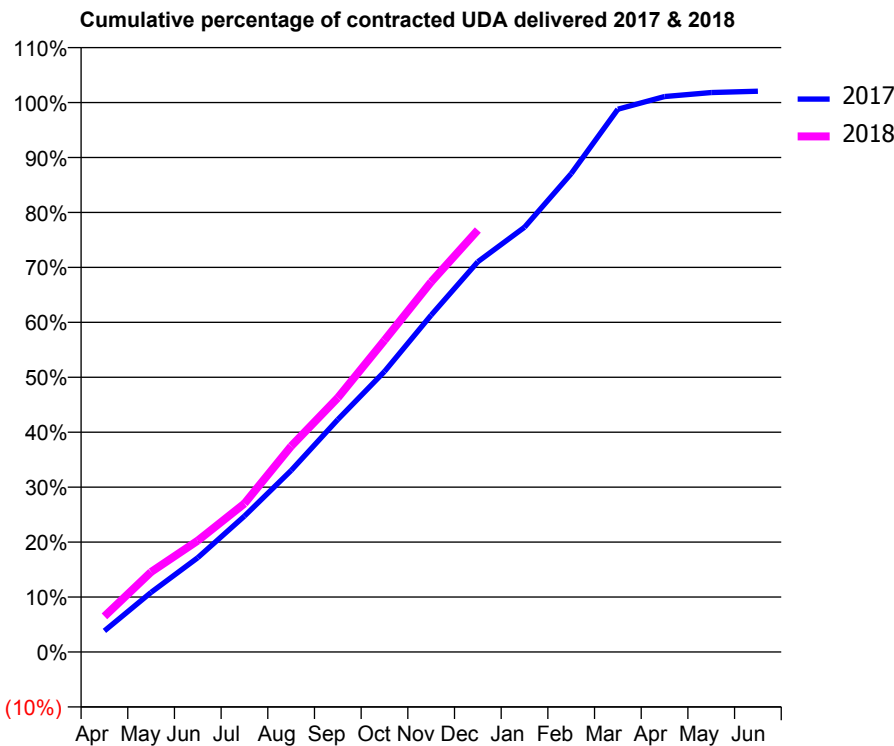
17/18 Contracted general activity (UDA)	10,888
Carry forward general activity (UDA)	-218
17/18 Contracted orthodontic activity (UOA)	0
Carry forward orthodontic activity (UOA)	0
Baseline contract value	£348,002.26

ACCESS*

Patients seen in 24 months	Total	Change since previous quarter
Quarter ending December 2016	4,074	
Quarter ending March 2017	4,115	→
Quarter ending June 2017	4,216	↑
Quarter ending September 2017	4,312	↑
Quarter ending December 2017	4,295	→
Variance since December 2016	5.4%	↑



ACTIVITY



Month	Adjusted Scheduled Activity (UDA)	
	2017	2018
April	419	706
May	1,182	1,588
June	1,869	2,209
July	2,693	2,941
August	3,596	4,079
September	4,608	5,036
October	5,558	6,177
November	6,674	7,333
December	7,733	8,360
January	8,417	
February	9,478	
March	10,754	
April	11,007	
May	11,086	
June	11,112	

QUALITY

	Quantity	Base Number	Contract	AT	Region	England
% of FP17s for the same patient ID Re-attending within 3 months - Children	53	645	8.2%	10.5%	11.6%	12.0%
% of FP17s for the same patient ID Re-attending within 3 months - Adults	361	2,394	15.1%	16.0%	16.7%	15.9%
% of FP17s for the same patient ID Re-attending between 3 & 9 months - Children	178	645	27.6%	42.9%	47.3%	58.0%
% of FP17s for the same patient ID Re-attending between 3 & 9 months - Adults	463	2,394	19.3%	35.8%	38.3%	50.5%
% of FP17s for Band 1 Urgent Courses	479	2,919	16.4%	10.8%	10.5%	9.0%
% of FP17s Relating to Free Repair or Replacements	0	2,919	0.0%	0.5%	0.6%	0.8%
% of FP17s Relating to Continuations	12	2,919	0.4%	0.7%	0.8%	1.1%
% of Patients satisfied with the dentistry they have received	0	0	N/A	88.9%	89.0%	91.5%
% of Patients satisfied with the time they had to wait for an appointment	0	0	N/A	81.7%	84.2%	87.9%

* This is based on patients treated on this contract for their most recent course of treatment. Figures in italics indicate the base number of FP17s or Patient Questionnaire responses are less than 100. N/A is shown where the base number of responses is less than 10 during the period. % is calculated as Quantity/Base number*100

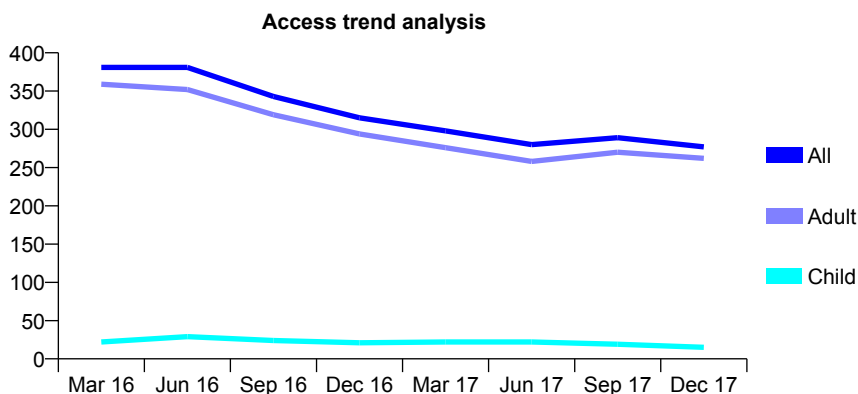
Q61 - Vital Signs At a Glance Contract Report for 136158/0001 - December 2017

Name or company name	Dental Solutions Urgent Treatment Service
Contract type name	GDS Contract
Purpose of contract	General
Contract start date	16/12/2009
Contract end date	

17/18 Contracted general activity (UDA)	624
Carry forward general activity (UDA)	0
17/18 Contracted orthodontic activity (UOA)	0
Carry forward orthodontic activity (UOA)	0
Baseline contract value	£29,669.18

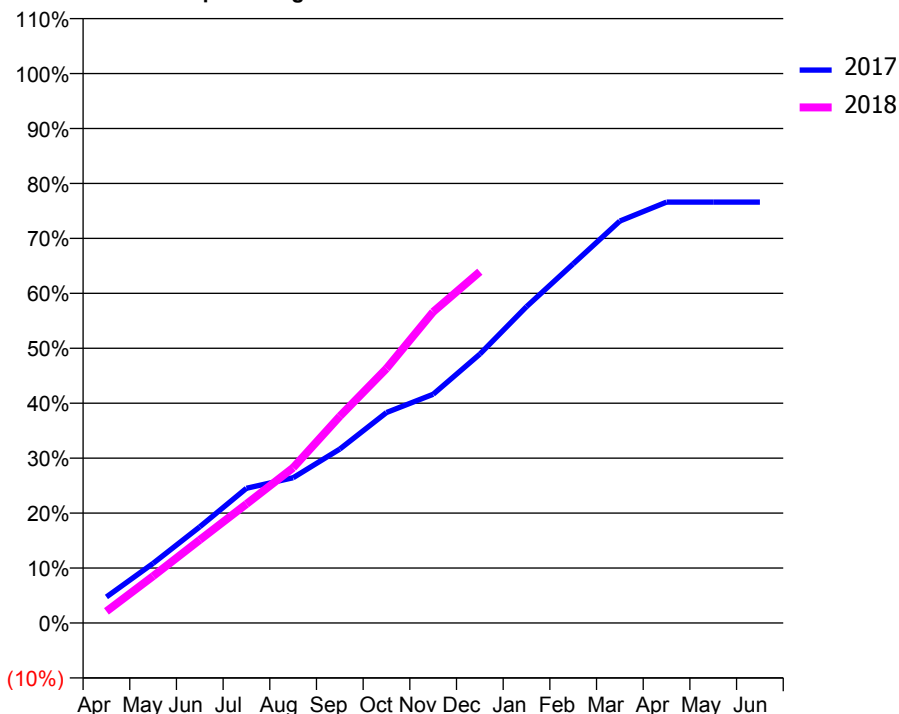
ACCESS*

Patients seen in 24 months	Total	Change since previous quarter
Quarter ending December 2016	315	
Quarter ending March 2017	298	↓
Quarter ending June 2017	280	↓
Quarter ending September 2017	289	↑
Quarter ending December 2017	277	↓
Variance since December 2016	(12.1%)	↓



ACTIVITY

Cumulative percentage of contracted UDA delivered 2017 & 2018



Month	Adjusted Scheduled Activity (UDA)	
	2017	2018
April	30	13
May	68	53
June	109	94
July	153	135
August	165	176
September	198	235
October	239	289
November	260	353
December	305	399
January	359	
February	408	
March	456	
April	478	
May	478	
June	478	

QUALITY

	Quantity	Base Number	Contract	AT	Region	England
% of FP17s for the same patient ID Re-attending within 3 months - Children	0	26	0.0%	10.5%	11.6%	12.0%
% of FP17s for the same patient ID Re-attending within 3 months - Adults	5	304	1.6%	16.0%	16.7%	15.9%
% of FP17s for the same patient ID Re-attending between 3 & 9 months - Children	0	26	0.0%	42.9%	47.3%	58.0%
% of FP17s for the same patient ID Re-attending between 3 & 9 months - Adults	5	304	1.6%	35.8%	38.3%	50.5%
% of FP17s for Band 1 Urgent Courses	288	312	92.3%	10.8%	10.5%	9.0%
% of FP17s Relating to Free Repair or Replacements	0	312	0.0%	0.5%	0.6%	0.8%
% of FP17s Relating to Continuations	0	312	0.0%	0.7%	0.8%	1.1%
% of Patients satisfied with the dentistry they have received	0	0	N/A	88.9%	89.0%	91.5%
% of Patients satisfied with the time they had to wait for an appointment	0	0	N/A	81.7%	84.2%	87.9%

* This is based on patients treated on this contract for their most recent course of treatment. Figures in italics indicate the base number of FP17s or Patient Questionnaire responses are less than 100. N/A is shown where the base number of responses is less than 10 during the period. % is calculated as Quantity/Base number*100

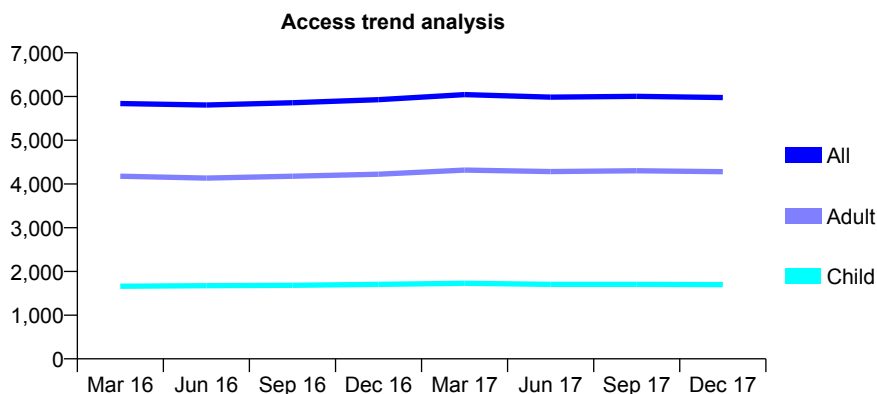
Q61 - Vital Signs At a Glance Contract Report for 136409/0001 - December 2017

Name or company name	High Barnet Dental Care
Contract type name	GDS Contract
Purpose of contract	General
Contract start date	01/08/2007
Contract end date	

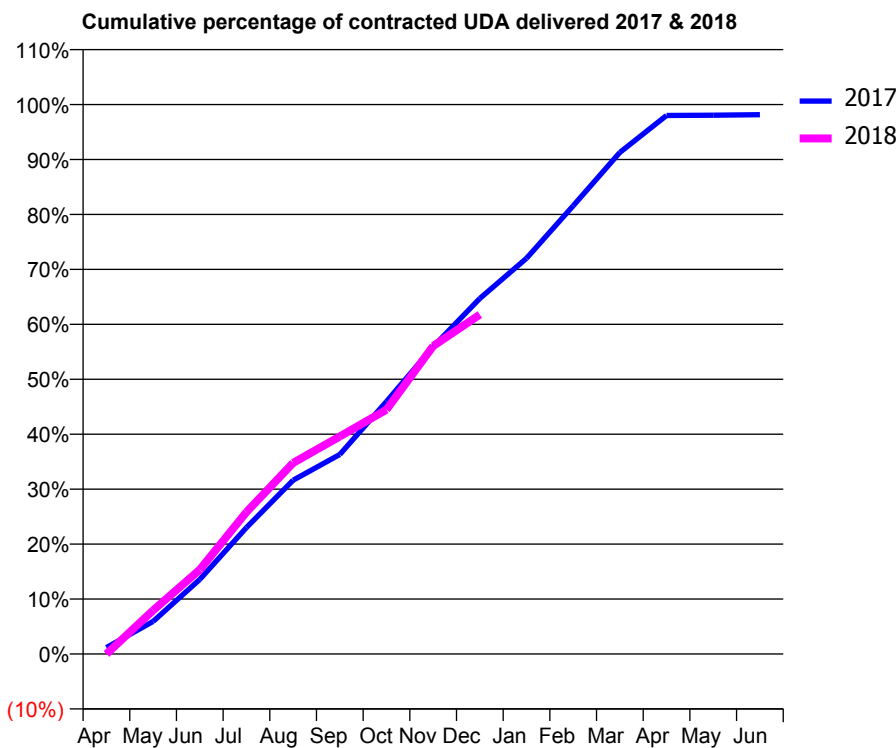
17/18 Contracted general activity (UDA)	16,426
Carry forward general activity (UDA)	304
17/18 Contracted orthodontic activity (UOA)	0
Carry forward orthodontic activity (UOA)	0
Baseline contract value	£466,746.63

ACCESS*

Patients seen in 24 months	Total	Change since previous quarter
Quarter ending December 2016	5,929	
Quarter ending March 2017	6,045	→
Quarter ending June 2017	5,986	→
Quarter ending September 2017	6,005	→
Quarter ending December 2017	5,977	→
Variance since December 2016	0.8%	→



ACTIVITY



Month	Adjusted Scheduled Activity (UDA)	
	2017	2018
April	193	-0
May	974	1,307
June	2,230	2,521
July	3,781	4,243
August	5,196	5,713
September	5,964	6,505
October	7,549	7,303
November	9,187	9,206
December	10,629	10,145
January	11,830	
February	13,397	
March	14,993	
April	16,100	
May	16,105	
June	16,122	

QUALITY

	Quantity	Base Number	Contract	AT	Region	England
% of FP17s for the same patient ID Re-attending within 3 months - Children	155	1,748	8.9%	10.5%	11.6%	12.0%
% of FP17s for the same patient ID Re-attending within 3 months - Adults	663	3,741	17.7%	16.0%	16.7%	15.9%
% of FP17s for the same patient ID Re-attending between 3 & 9 months - Children	873	1,748	49.9%	42.9%	47.3%	58.0%
% of FP17s for the same patient ID Re-attending between 3 & 9 months - Adults	1,472	3,741	39.3%	35.8%	38.3%	50.5%
% of FP17s for Band 1 Urgent Courses	637	5,031	12.7%	10.8%	10.5%	9.0%
% of FP17s Relating to Free Repair or Replacements	40	5,031	0.8%	0.5%	0.6%	0.8%
% of FP17s Relating to Continuations	15	5,031	0.3%	0.7%	0.8%	1.1%
% of Patients satisfied with the dentistry they have received	1	3	N/A	88.9%	89.0%	91.5%
% of Patients satisfied with the time they had to wait for an appointment	3	3	N/A	81.7%	84.2%	87.9%

* This is based on patients treated on this contract for their most recent course of treatment. Figures in italics indicate the base number of FP17s or Patient Questionnaire responses are less than 100. N/A is shown where the base number of responses is less than 10 during the period. % is calculated as Quantity/Base number*100

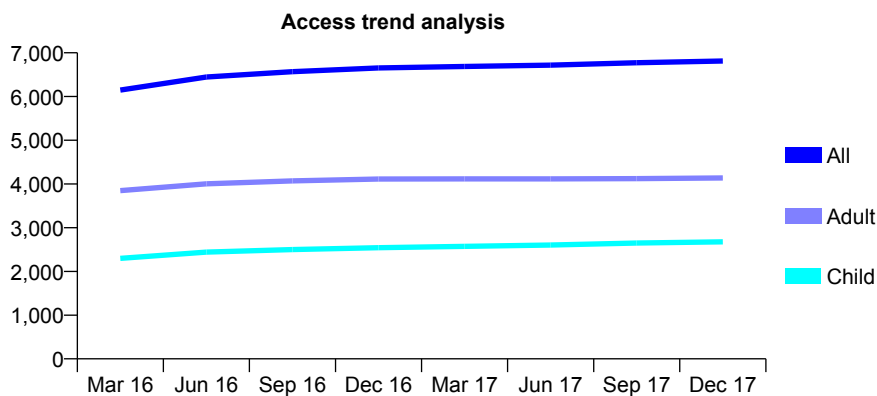
Q61 - Vital Signs At a Glance Contract Report for 136557/0001 - December 2017

Name or company name	Beckton Dental Centre
Contract type name	GDS Contract
Purpose of contract	General
Contract start date	01/04/2011
Contract end date	

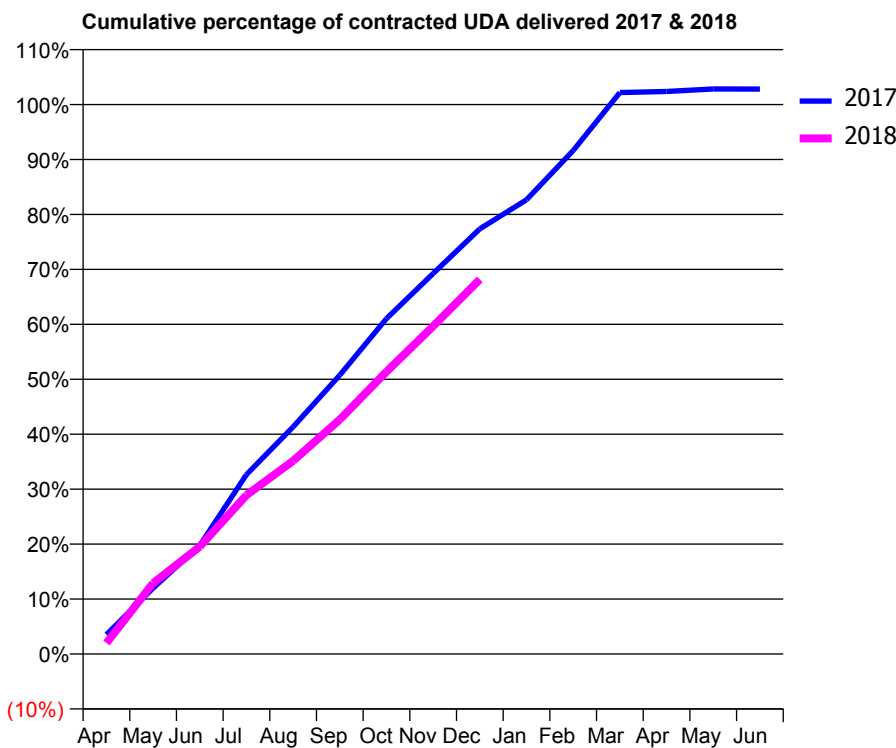
17/18 Contracted general activity (UDA)	21,193
Carry forward general activity (UDA)	-424
17/18 Contracted orthodontic activity (UOA)	0
Carry forward orthodontic activity (UOA)	0
Baseline contract value	£572,556.18

ACCESS*

Patients seen in 24 months	Total	Change since previous quarter
Quarter ending December 2016	6,655	
Quarter ending March 2017	6,687	→
Quarter ending June 2017	6,719	→
Quarter ending September 2017	6,772	→
Quarter ending December 2017	6,813	→
Variance since December 2016	2.4%	↑



ACTIVITY



Month	Adjusted Scheduled Activity (UDA)	
	2017	2018
April	750	424
May	2,545	2,735
June	4,188	4,143
July	6,919	6,128
August	8,762	7,451
September	10,755	9,045
October	12,936	10,889
November	14,675	12,644
December	16,401	14,447
January	17,522	
February	19,418	
March	21,655	
April	21,694	
May	21,792	
June	21,789	

QUALITY

	Quantity	Base Number	Contract	AT	Region	England
% of FP17s for the same patient ID Re-attending within 3 months - Children	90	1,995	4.5%	10.5%	11.6%	12.0%
% of FP17s for the same patient ID Re-attending within 3 months - Adults	216	2,796	7.7%	16.0%	16.7%	15.9%
% of FP17s for the same patient ID Re-attending between 3 & 9 months - Children	740	1,995	37.1%	42.9%	47.3%	58.0%
% of FP17s for the same patient ID Re-attending between 3 & 9 months - Adults	966	2,796	34.5%	35.8%	38.3%	50.5%
% of FP17s for Band 1 Urgent Courses	344	4,757	7.2%	10.8%	10.5%	9.0%
% of FP17s Relating to Free Repair or Replacements	3	4,757	0.1%	0.5%	0.6%	0.8%
% of FP17s Relating to Continuations	19	4,757	0.4%	0.7%	0.8%	1.1%
% of Patients satisfied with the dentistry they have received	2	3	N/A	88.9%	89.0%	91.5%
% of Patients satisfied with the time they had to wait for an appointment	1	3	N/A	81.7%	84.2%	87.9%

* This is based on patients treated on this contract for their most recent course of treatment. Figures in italics indicate the base number of FP17s or Patient Questionnaire responses are less than 100. N/A is shown where the base number of responses is less than 10 during the period. % is calculated as Quantity/Base number*100

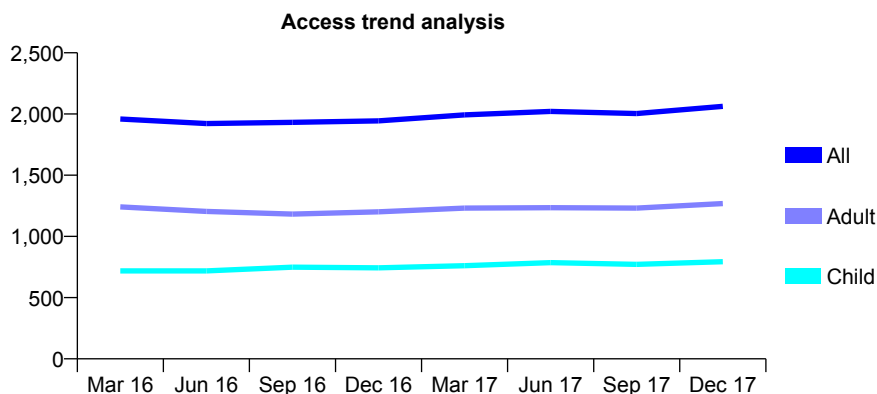
Q61 - Vital Signs At a Glance Contract Report for 137081/0001 - December 2017

Name or company name	Dental Living
Contract type name	GDS Contract
Purpose of contract	General
Contract start date	01/07/2009
Contract end date	

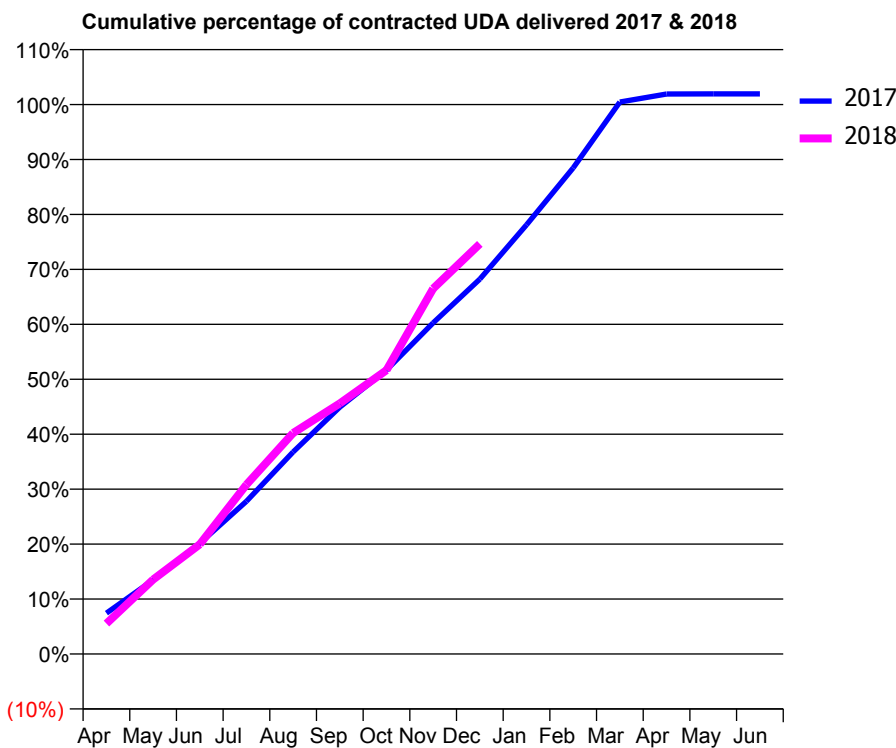
17/18 Contracted general activity (UDA)	4,301
Carry forward general activity (UDA)	-83
17/18 Contracted orthodontic activity (UOA)	0
Carry forward orthodontic activity (UOA)	0
Baseline contract value	£110,661.73

ACCESS*

Patients seen in 24 months	Total	Change since previous quarter
Quarter ending December 2016	1,944	
Quarter ending March 2017	1,993	↑
Quarter ending June 2017	2,021	→
Quarter ending September 2017	2,004	→
Quarter ending December 2017	2,063	↑
Variance since December 2016	6.1%	↑



ACTIVITY



Month	Adjusted Scheduled Activity (UDA)	
	2017	2018
April	320	239
May	580	583
June	867	858
July	1,195	1,326
August	1,582	1,730
September	1,932	1,961
October	2,222	2,221
November	2,592	2,861
December	2,934	3,210
January	3,359	
February	3,804	
March	4,321	
April	4,383	
May	4,384	
June	4,384	

QUALITY

	Quantity	Base Number	Contract	AT	Region	England
% of FP17s for the same patient ID Re-attending within 3 months - Children	54	658	8.2%	10.5%	11.6%	12.0%
% of FP17s for the same patient ID Re-attending within 3 months - Adults	156	876	17.8%	16.0%	16.7%	15.9%
% of FP17s for the same patient ID Re-attending between 3 & 9 months - Children	203	658	30.9%	42.9%	47.3%	58.0%
% of FP17s for the same patient ID Re-attending between 3 & 9 months - Adults	209	876	23.9%	35.8%	38.3%	50.5%
% of FP17s for Band 1 Urgent Courses	171	1,499	11.4%	10.8%	10.5%	9.0%
% of FP17s Relating to Free Repair or Replacements	0	1,499	0.0%	0.5%	0.6%	0.8%
% of FP17s Relating to Continuations	28	1,499	1.9%	0.7%	0.8%	1.1%
% of Patients satisfied with the dentistry they have received	1	2	N/A	88.9%	89.0%	91.5%
% of Patients satisfied with the time they had to wait for an appointment	0	2	N/A	81.7%	84.2%	87.9%

* This is based on patients treated on this contract for their most recent course of treatment. Figures in italics indicate the base number of FP17s or Patient Questionnaire responses are less than 100. N/A is shown where the base number of responses is less than 10 during the period. % is calculated as Quantity/Base number*100

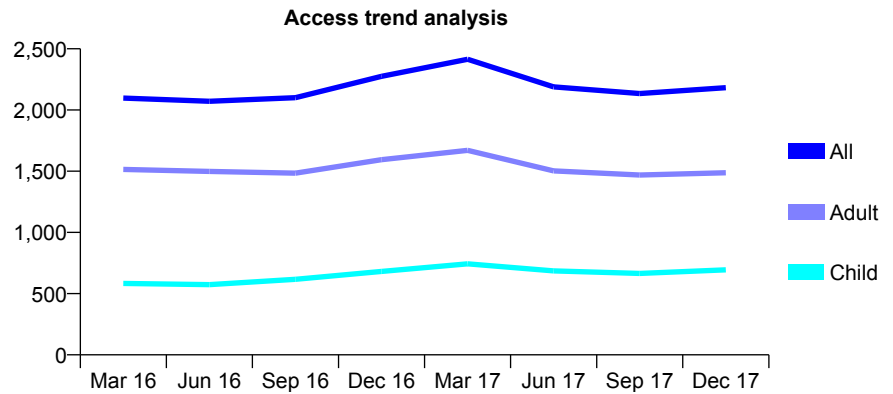
Q61 - Vital Signs At a Glance Contract Report for 137723/0001 - December 2017

Name or company name	Miss Chaudry & Dr M Siddique
Contract type name	GDS Contract
Purpose of contract	General
Contract start date	01/02/2012
Contract end date	

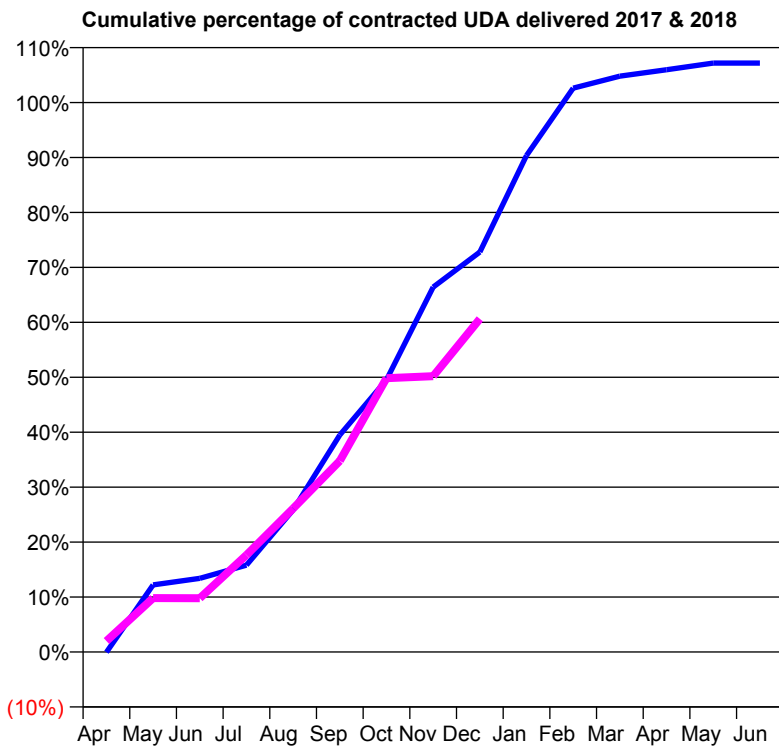
17/18 Contracted general activity (UDA)	6,879
Carry forward general activity (UDA)	-138
17/18 Contracted orthodontic activity (UOA)	0
Carry forward orthodontic activity (UOA)	0
Baseline contract value	£197,752.00

ACCESS*

Patients seen in 24 months	Total	Change since previous quarter
Quarter ending December 2016	2,275	
Quarter ending March 2017	2,414	↑
Quarter ending June 2017	2,189	↓
Quarter ending September 2017	2,134	↓
Quarter ending December 2017	2,182	↑
Variance since December 2016	(4.1%)	↓



ACTIVITY



Month	Adjusted Scheduled Activity (UDA)	
	2017	2018
April	-4	138
May	841	675
June	923	674
July	1,088	1,214
August	1,779	1,797
September	2,716	2,393
October	3,408	3,428
November	4,569	3,453
December	5,008	4,170
January	6,216	
February	7,058	
March	7,209	
April	7,288	
May	7,373	
June	7,373	

QUALITY

	Quantity	Base Number	Contract	AT	Region	England
% of FP17s for the same patient ID Re-attending within 3 months - Children	36	526	6.8%	10.5%	11.6%	12.0%
% of FP17s for the same patient ID Re-attending within 3 months - Adults	131	944	13.9%	16.0%	16.7%	15.9%
% of FP17s for the same patient ID Re-attending between 3 & 9 months - Children	152	526	28.9%	42.9%	47.3%	58.0%
% of FP17s for the same patient ID Re-attending between 3 & 9 months - Adults	195	944	20.7%	35.8%	38.3%	50.5%
% of FP17s for Band 1 Urgent Courses	181	1,408	12.9%	10.8%	10.5%	9.0%
% of FP17s Relating to Free Repair or Replacements	0	1,408	0.0%	0.5%	0.6%	0.8%
% of FP17s Relating to Continuations	1	1,408	0.1%	0.7%	0.8%	1.1%
% of Patients satisfied with the dentistry they have received	0	1	N/A	88.9%	89.0%	91.5%
% of Patients satisfied with the time they had to wait for an appointment	0	1	N/A	81.7%	84.2%	87.9%

* This is based on patients treated on this contract for their most recent course of treatment. Figures in italics indicate the base number of FP17s or Patient Questionnaire responses are less than 100. N/A is shown where the base number of responses is less than 10 during the period. % is calculated as Quantity/Base number*100

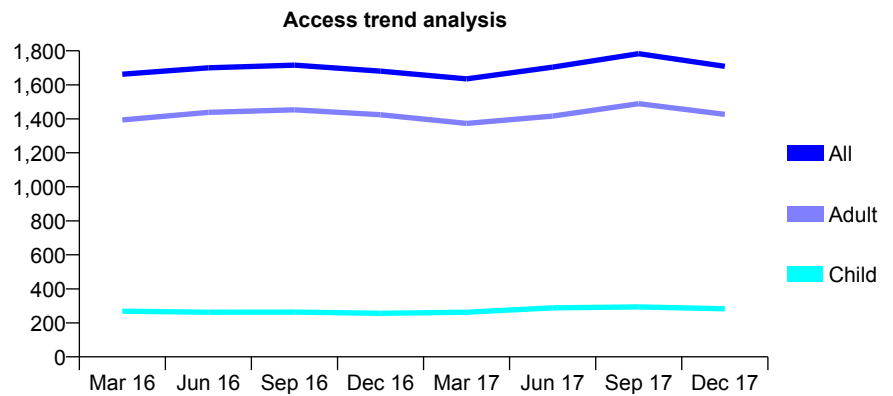
Q61 - Vital Signs At a Glance Contract Report for 137871/0001 - December 2017

Name or company name	Harpinder Dhamu and Geo Vellappany Mat
Contract type name	Pilot Contract
Purpose of contract	General
Contract start date	01/05/2014
Contract end date	

17/18 Contracted general activity (UDA)	3,252
Carry forward general activity (UDA)	0
17/18 Contracted orthodontic activity (UOA)	0
Carry forward orthodontic activity (UOA)	0
Baseline contract value	£172,892.91

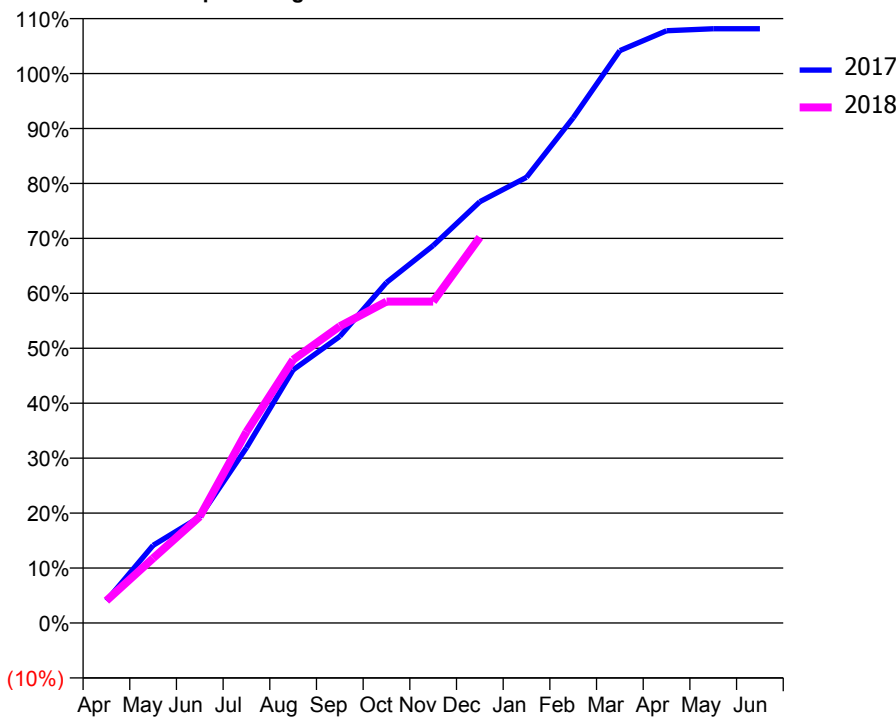
ACCESS*

Patients seen in 24 months	Total	Change since previous quarter
Quarter ending December 2016	1,680	
Quarter ending March 2017	1,635	↓
Quarter ending June 2017	1,704	↑
Quarter ending September 2017	1,783	↑
Quarter ending December 2017	1,709	↓
Variance since December 2016	1.7%	→



ACTIVITY

Cumulative percentage of contracted UDA delivered 2017 & 2018



Month	Adjusted Scheduled Activity (UDA)	
	2017	2018
April	132	132
May	460	383
June	628	630
July	1,037	1,132
August	1,498	1,558
September	1,696	1,756
October	2,015	1,903
November	2,233	1,903
December	2,493	2,283
January	2,637	
February	2,990	
March	3,388	
April	3,505	
May	3,517	
June	3,517	

QUALITY

	Quantity	Base Number	Contract	AT	Region	England
% of FP17s for the same patient ID Re-attending within 3 months - Children	11	232	4.7%	10.5%	11.6%	12.0%
% of FP17s for the same patient ID Re-attending within 3 months - Adults	66	912	7.2%	16.0%	16.7%	15.9%
% of FP17s for the same patient ID Re-attending between 3 & 9 months - Children	80	232	34.5%	42.9%	47.3%	58.0%
% of FP17s for the same patient ID Re-attending between 3 & 9 months - Adults	150	912	16.4%	35.8%	38.3%	50.5%
% of FP17s for Band 1 Urgent Courses	74	883	8.4%	10.8%	10.5%	9.0%
% of FP17s Relating to Free Repair or Replacements	1	883	0.1%	0.5%	0.6%	0.8%
% of FP17s Relating to Continuations	1	883	0.1%	0.7%	0.8%	1.1%
% of Patients satisfied with the dentistry they have received	2	2	N/A	88.9%	89.0%	91.5%
% of Patients satisfied with the time they had to wait for an appointment	1	2	N/A	81.7%	84.2%	87.9%

* This is based on patients treated on this contract for their most recent course of treatment. Figures in italics indicate the base number of FP17s or Patient Questionnaire responses are less than 100. N/A is shown where the base number of responses is less than 10 during the period. % is calculated as Quantity/Base number*100

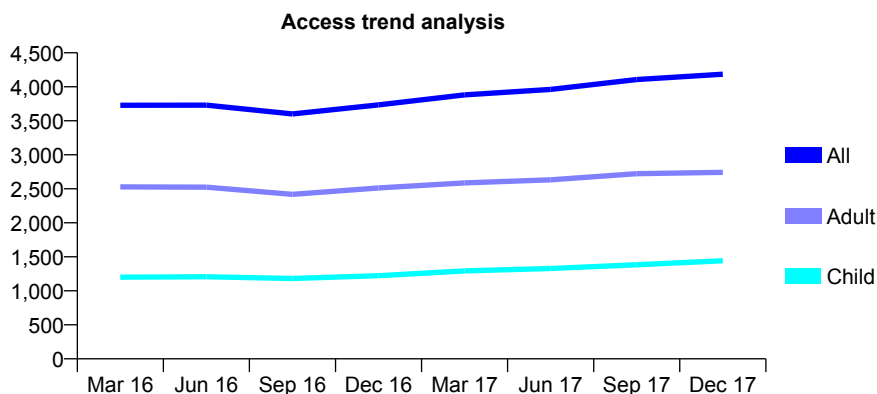
Q61 - Vital Signs At a Glance Contract Report for 137901/0001 - December 2017

Name or company name	Smiles Dental Care Limited
Contract type name	GDS Contract
Purpose of contract	General
Contract start date	01/04/2014
Contract end date	

17/18 Contracted general activity (UDA)	7,500
Carry forward general activity (UDA)	0
17/18 Contracted orthodontic activity (UOA)	0
Carry forward orthodontic activity (UOA)	0
Baseline contract value	£207,547.18

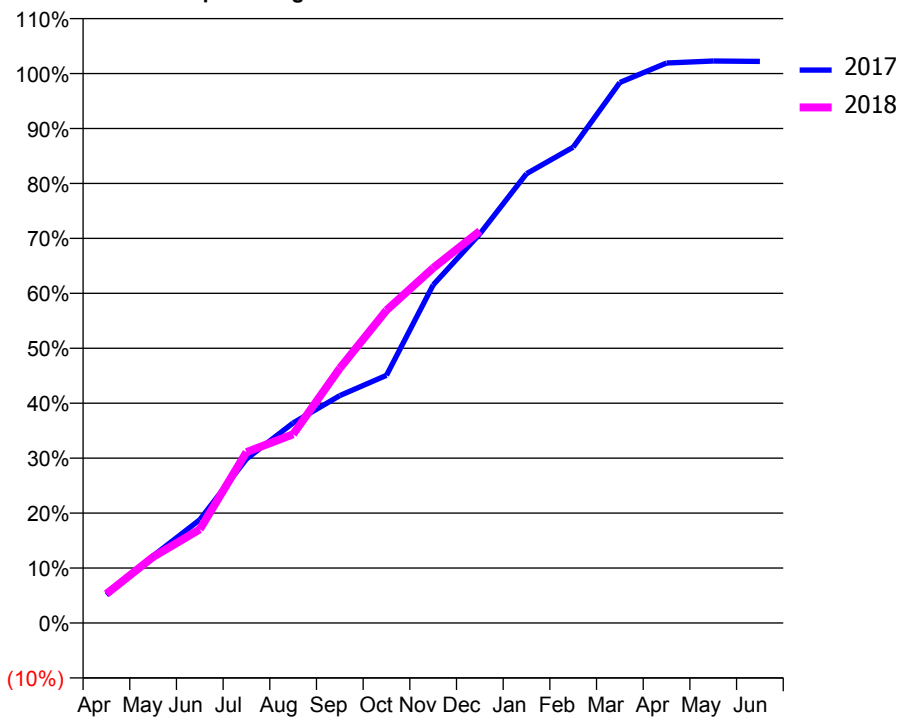
ACCESS*

Patients seen in 24 months	Total	Change since previous quarter
Quarter ending December 2016	3,734	
Quarter ending March 2017	3,881	↑
Quarter ending June 2017	3,961	↑
Quarter ending September 2017	4,106	↑
Quarter ending December 2017	4,185	→
Variance since December 2016	12.1%	↑



ACTIVITY

Cumulative percentage of contracted UDA delivered 2017 & 2018



Month	Adjusted Scheduled Activity (UDA)	
	2017	2018
April	382	397
May	917	902
June	1,409	1,279
July	2,239	2,333
August	2,731	2,576
September	3,104	3,477
October	3,380	4,270
November	4,614	4,846
December	5,311	5,350
January	6,132	
February	6,494	
March	7,377	
April	7,643	
May	7,670	
June	7,665	

QUALITY

	Quantity	Base Number	Contract	AT	Region	England
% of FP17s for the same patient ID Re-attending within 3 months - Children	29	1,343	2.2%	10.5%	11.6%	12.0%
% of FP17s for the same patient ID Re-attending within 3 months - Adults	94	1,954	4.8%	16.0%	16.7%	15.9%
% of FP17s for the same patient ID Re-attending between 3 & 9 months - Children	720	1,343	53.6%	42.9%	47.3%	58.0%
% of FP17s for the same patient ID Re-attending between 3 & 9 months - Adults	763	1,954	39.0%	35.8%	38.3%	50.5%
% of FP17s for Band 1 Urgent Courses	143	2,815	5.1%	10.8%	10.5%	9.0%
% of FP17s Relating to Free Repair or Replacements	7	2,815	0.2%	0.5%	0.6%	0.8%
% of FP17s Relating to Continuations	1	2,815	0.0%	0.7%	0.8%	1.1%
% of Patients satisfied with the dentistry they have received	3	3	N/A	88.9%	89.0%	91.5%
% of Patients satisfied with the time they had to wait for an appointment	3	3	N/A	81.7%	84.2%	87.9%

* This is based on patients treated on this contract for their most recent course of treatment. Figures in italics indicate the base number of FP17s or Patient Questionnaire responses are less than 100. N/A is shown where the base number of responses is less than 10 during the period. % is calculated as Quantity/Base number*100

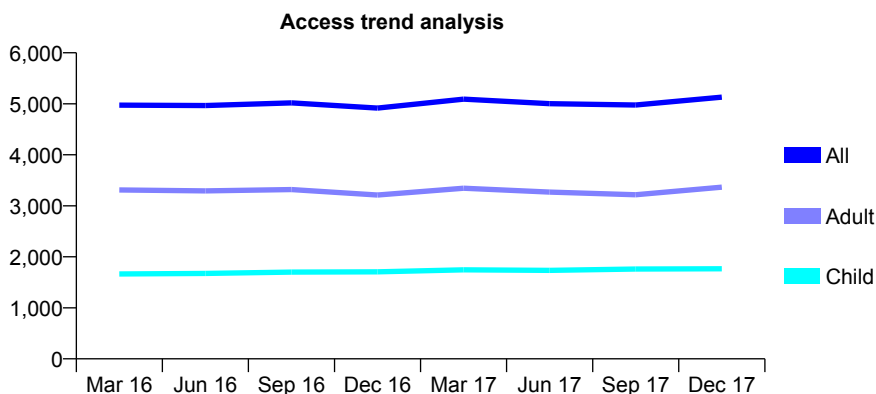
Q61 - Vital Signs At a Glance Contract Report for 138037/0001 - December 2017

Name or company name	Mr Punit Shah, Mrs Priya Punit Shah
Contract type name	GDS Contract
Purpose of contract	General
Contract start date	10/02/2014
Contract end date	

17/18 Contracted general activity (UDA)	7,567
Carry forward general activity (UDA)	-18
17/18 Contracted orthodontic activity (UOA)	0
Carry forward orthodontic activity (UOA)	0
Baseline contract value	£227,455.12

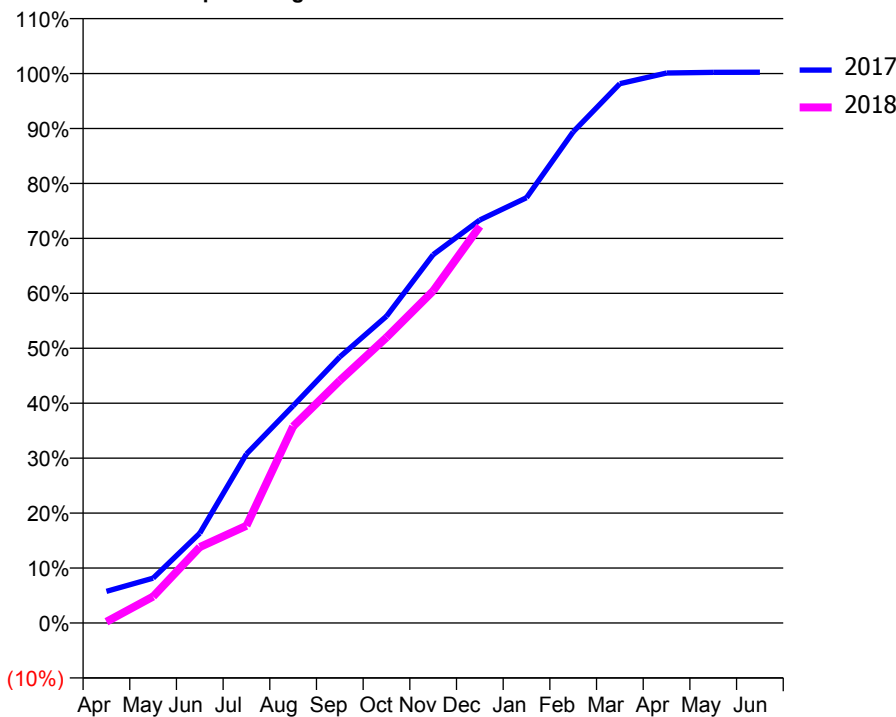
ACCESS*

Patients seen in 24 months	Total	Change since previous quarter
Quarter ending December 2016	4,916	
Quarter ending March 2017	5,092	↑
Quarter ending June 2017	5,002	↓
Quarter ending September 2017	4,976	→
Quarter ending December 2017	5,131	↑
Variance since December 2016	4.4%	↑



ACTIVITY

Cumulative percentage of contracted UDA delivered 2017 & 2018



Month	Adjusted Scheduled Activity (UDA)	
	2017	2018
April	437	18
May	617	365
June	1,237	1,047
July	2,327	1,339
August	2,990	2,707
September	3,665	3,338
October	4,224	3,933
November	5,072	4,574
December	5,550	5,463
January	5,857	
February	6,764	
March	7,428	
April	7,574	
May	7,582	
June	7,585	

QUALITY

	Quantity	Base Number	Contract	AT	Region	England
% of FP17s for the same patient ID Re-attending within 3 months - Children	69	1,492	4.6%	10.5%	11.6%	12.0%
% of FP17s for the same patient ID Re-attending within 3 months - Adults	214	2,209	9.7%	16.0%	16.7%	15.9%
% of FP17s for the same patient ID Re-attending between 3 & 9 months - Children	532	1,492	35.7%	42.9%	47.3%	58.0%
% of FP17s for the same patient ID Re-attending between 3 & 9 months - Adults	461	2,209	20.9%	35.8%	38.3%	50.5%
% of FP17s for Band 1 Urgent Courses	250	3,177	7.9%	10.8%	10.5%	9.0%
% of FP17s Relating to Free Repair or Replacements	4	3,177	0.1%	0.5%	0.6%	0.8%
% of FP17s Relating to Continuations	26	3,177	0.8%	0.7%	0.8%	1.1%
% of Patients satisfied with the dentistry they have received	6	6	N/A	88.9%	89.0%	91.5%
% of Patients satisfied with the time they had to wait for an appointment	5	6	N/A	81.7%	84.2%	87.9%

* This is based on patients treated on this contract for their most recent course of treatment. Figures in italics indicate the base number of FP17s or Patient Questionnaire responses are less than 100. N/A is shown where the base number of responses is less than 10 during the period. % is calculated as Quantity/Base number*100

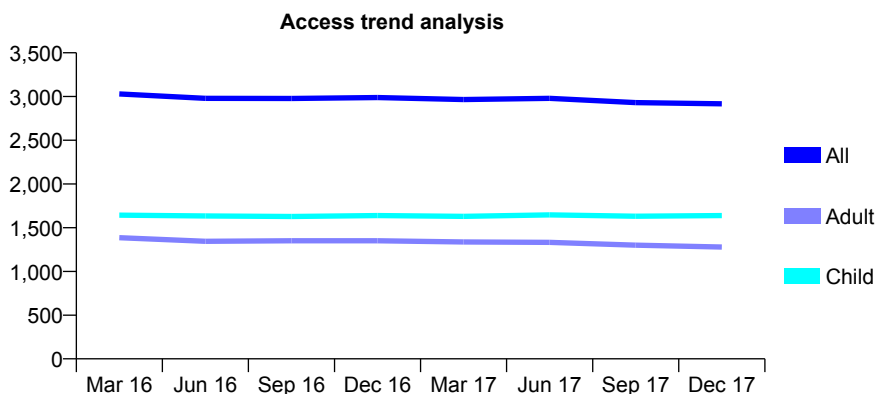
Q61 - Vital Signs At a Glance Contract Report for 139262/0001 - December 2017

Name or company name	St Johns Dental Practice Limited
Contract type name	GDS Contract
Purpose of contract	General
Contract start date	01/12/2011
Contract end date	

17/18 Contracted general activity (UDA)	7,247
Carry forward general activity (UDA)	0
17/18 Contracted orthodontic activity (UOA)	0
Carry forward orthodontic activity (UOA)	0
Baseline contract value	£160,112.86

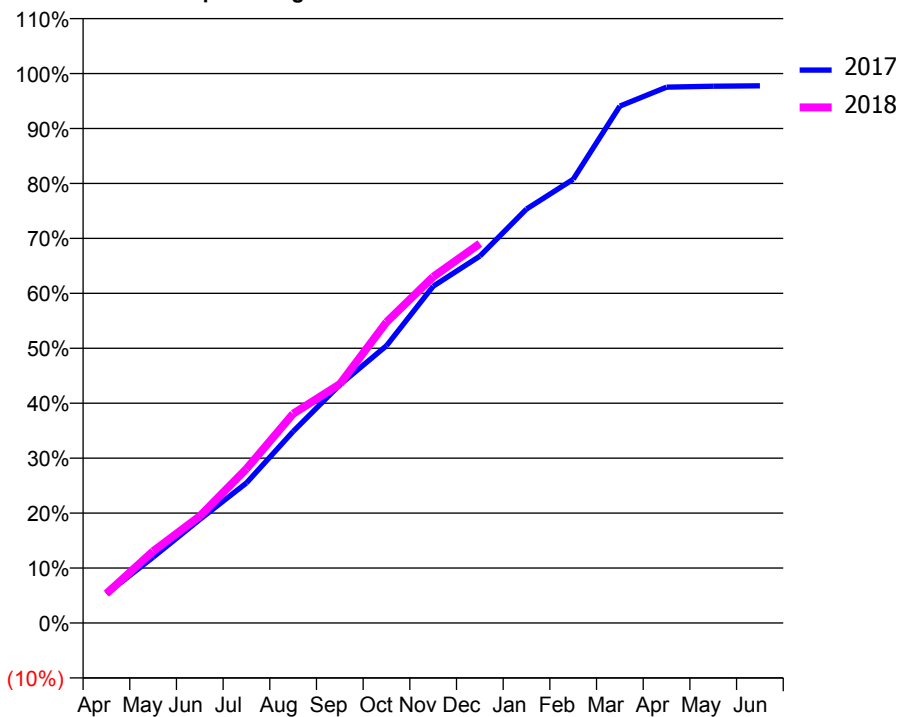
ACCESS*

Patients seen in 24 months	Total	Change since previous quarter
Quarter ending December 2016	2,989	
Quarter ending March 2017	2,966	→
Quarter ending June 2017	2,979	→
Quarter ending September 2017	2,931	↓
Quarter ending December 2017	2,916	→
Variance since December 2016	(2.4%)	↓



ACTIVITY

Cumulative percentage of contracted UDA delivered 2017 & 2018



Month	Adjusted Scheduled Activity (UDA)	
	2017	2018
April	386	388
May	868	947
June	1,366	1,409
July	1,848	2,034
August	2,525	2,761
September	3,142	3,150
October	3,658	3,968
November	4,441	4,567
December	4,839	5,004
January	5,460	
February	5,852	
March	6,817	
April	7,067	
May	7,079	
June	7,085	

QUALITY

	Quantity	Base Number	Contract	AT	Region	England
% of FP17s for the same patient ID Re-attending within 3 months - Children	168	2,017	8.3%	10.5%	11.6%	12.0%
% of FP17s for the same patient ID Re-attending within 3 months - Adults	184	1,255	14.7%	16.0%	16.7%	15.9%
% of FP17s for the same patient ID Re-attending between 3 & 9 months - Children	1,352	2,017	67.0%	42.9%	47.3%	58.0%
% of FP17s for the same patient ID Re-attending between 3 & 9 months - Adults	750	1,255	59.8%	35.8%	38.3%	50.5%
% of FP17s for Band 1 Urgent Courses	144	3,105	4.6%	10.8%	10.5%	9.0%
% of FP17s Relating to Free Repair or Replacements	1	3,105	0.0%	0.5%	0.6%	0.8%
% of FP17s Relating to Continuations	1	3,105	0.0%	0.7%	0.8%	1.1%
% of Patients satisfied with the dentistry they have received	1	1	N/A	88.9%	89.0%	91.5%
% of Patients satisfied with the time they had to wait for an appointment	1	1	N/A	81.7%	84.2%	87.9%

* This is based on patients treated on this contract for their most recent course of treatment. Figures in italics indicate the base number of FP17s or Patient Questionnaire responses are less than 100. N/A is shown where the base number of responses is less than 10 during the period. % is calculated as Quantity/Base number*100

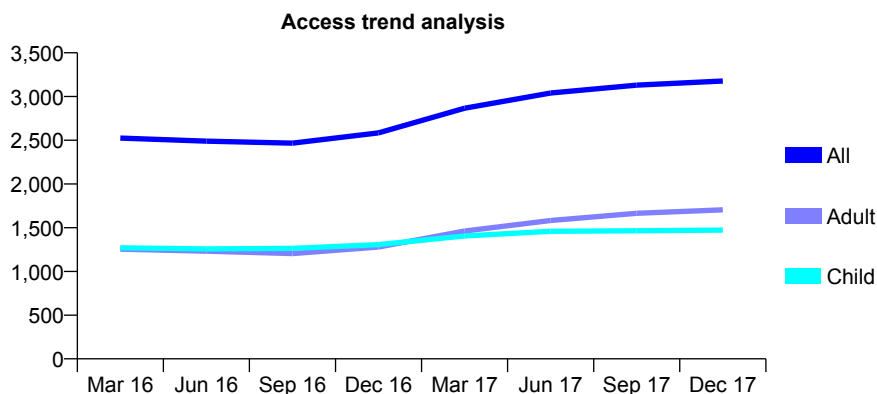
Q61 - Vital Signs At a Glance Contract Report for 140252/0001 - December 2017

Name or company name	Mrs S Talwar & Dr R Khera
Contract type name	GDS Contract
Purpose of contract	General and Orthodontic
Contract start date	10/01/2009
Contract end date	

17/18 Contracted general activity (UDA)	3,745
Carry forward general activity (UDA)	-75
17/18 Contracted orthodontic activity (UOA)	2,645
Carry forward orthodontic activity (UOA)	4
Baseline contract value	£272,916.70

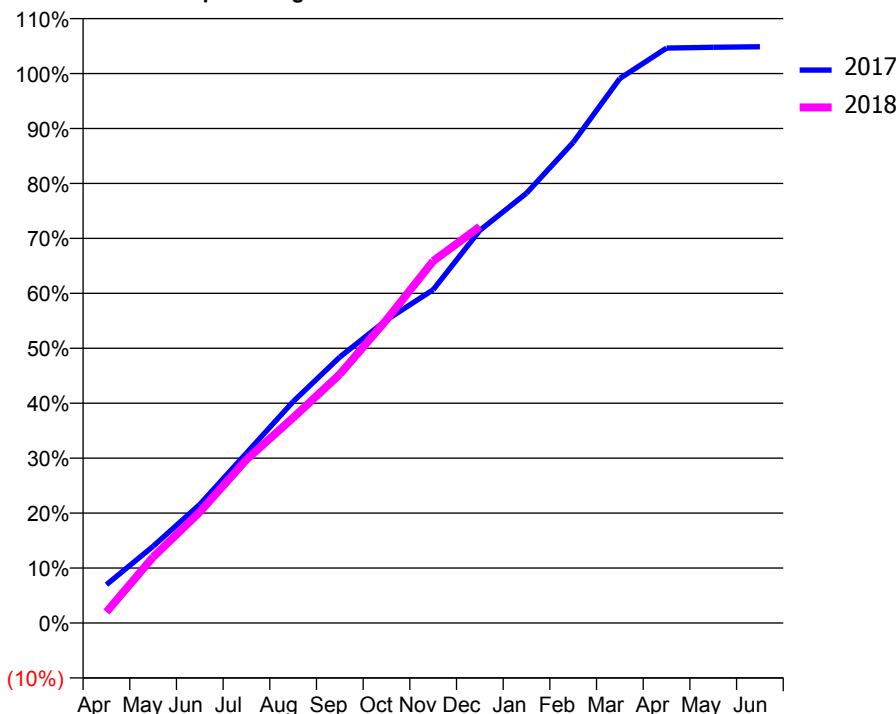
ACCESS*

Patients seen in 24 months	Total	Change since previous quarter
Quarter ending December 2016	2,584	
Quarter ending March 2017	2,867	↑
Quarter ending June 2017	3,040	↑
Quarter ending September 2017	3,130	↑
Quarter ending December 2017	3,177	→
Variance since December 2016	22.9%	↑



ACTIVITY

Cumulative percentage of contracted UDA delivered 2017 & 2018



Month	Adjusted Scheduled Activity (UDA)	
	2017	2018
April	261	75
May	523	449
June	808	757
July	1,158	1,114
August	1,509	1,399
September	1,813	1,696
October	2,065	2,067
November	2,271	2,467
December	2,676	2,701
January	2,930	
February	3,276	
March	3,711	
April	3,918	
May	3,924	
June	3,927	

QUALITY

	Quantity	Base Number	Contract	AT	Region	England
% of FP17s for the same patient ID Re-attending within 3 months - Children	124	1,382	9.0%	10.5%	11.6%	12.0%
% of FP17s for the same patient ID Re-attending within 3 months - Adults	167	1,201	13.9%	16.0%	16.7%	15.9%
% of FP17s for the same patient ID Re-attending between 3 & 9 months - Children	389	1,382	28.1%	42.9%	47.3%	58.0%
% of FP17s for the same patient ID Re-attending between 3 & 9 months - Adults	328	1,201	27.3%	35.8%	38.3%	50.5%
% of FP17s for Band 1 Urgent Courses	146	1,325	11.0%	10.8%	10.5%	9.0%
% of FP17s Relating to Free Repair or Replacements	1	1,325	0.1%	0.5%	0.6%	0.8%
% of FP17s Relating to Continuations	15	1,325	1.1%	0.7%	0.8%	1.1%
% of Patients satisfied with the dentistry they have received	1	1	N/A	88.9%	89.0%	91.5%
% of Patients satisfied with the time they had to wait for an appointment	1	1	N/A	81.7%	84.2%	87.9%

* This is based on patients treated on this contract for their most recent course of treatment. Figures in italics indicate the base number of FP17s or Patient Questionnaire responses are less than 100. N/A is shown where the base number of responses is less than 10 during the period. % is calculated as Quantity/Base number*100

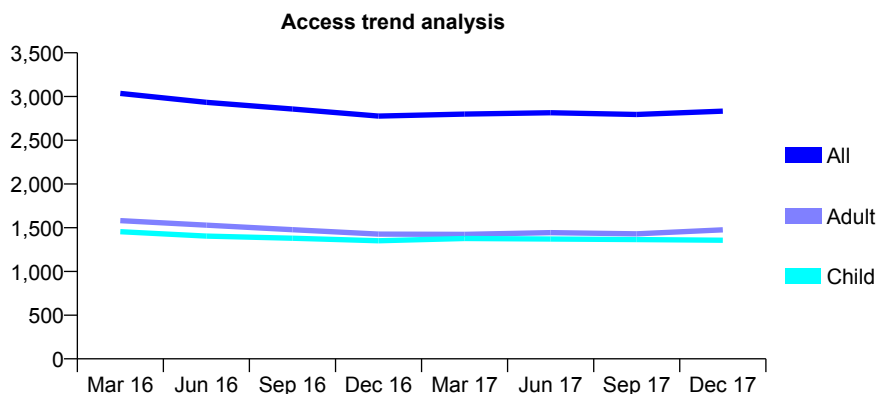
Q61 - Vital Signs At a Glance Contract Report for 140473/0001 - December 2017

Name or company name	Barnet Smiles Dental Care Limited
Contract type name	GDS Contract
Purpose of contract	General
Contract start date	01/04/2014
Contract end date	

17/18 Contracted general activity (UDA)	7,560
Carry forward general activity (UDA)	-86
17/18 Contracted orthodontic activity (UOA)	0
Carry forward orthodontic activity (UOA)	0
Baseline contract value	£189,306.23

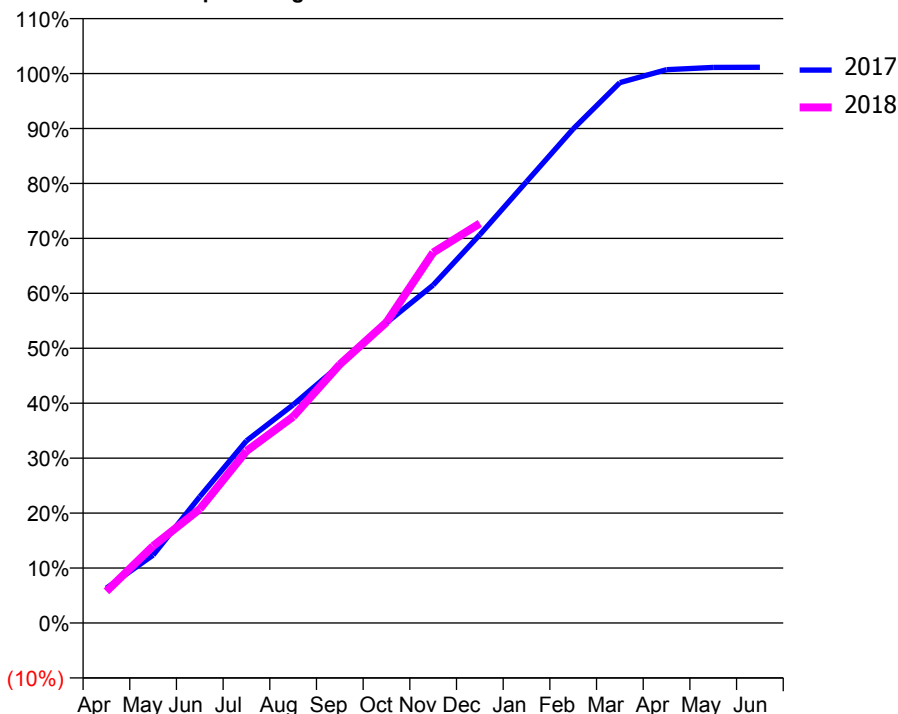
ACCESS*

Patients seen in 24 months	Total	Change since previous quarter
Quarter ending December 2016	2,777	
Quarter ending March 2017	2,799	→
Quarter ending June 2017	2,815	→
Quarter ending September 2017	2,794	→
Quarter ending December 2017	2,833	→
Variance since December 2016	2.0%	↑



ACTIVITY

Cumulative percentage of contracted UDA delivered 2017 & 2018



Month	Adjusted Scheduled Activity (UDA)	
	2017	2018
April	480	436
May	934	1,059
June	1,738	1,567
July	2,508	2,366
August	3,003	2,840
September	3,550	3,558
October	4,130	4,139
November	4,649	5,098
December	5,343	5,498
January	6,071	
February	6,798	
March	7,435	
April	7,612	
May	7,644	
June	7,646	

QUALITY

	Quantity	Base Number	Contract	AT	Region	England
% of FP17s for the same patient ID Re-attending within 3 months - Children	101	1,480	6.8%	10.5%	11.6%	12.0%
% of FP17s for the same patient ID Re-attending within 3 months - Adults	251	1,431	17.5%	16.0%	16.7%	15.9%
% of FP17s for the same patient ID Re-attending between 3 & 9 months - Children	926	1,480	62.6%	42.9%	47.3%	58.0%
% of FP17s for the same patient ID Re-attending between 3 & 9 months - Adults	610	1,431	42.6%	35.8%	38.3%	50.5%
% of FP17s for Band 1 Urgent Courses	213	2,821	7.6%	10.8%	10.5%	9.0%
% of FP17s Relating to Free Repair or Replacements	11	2,821	0.4%	0.5%	0.6%	0.8%
% of FP17s Relating to Continuations	1	2,821	0.0%	0.7%	0.8%	1.1%
% of Patients satisfied with the dentistry they have received	0	0	N/A	88.9%	89.0%	91.5%
% of Patients satisfied with the time they had to wait for an appointment	0	0	N/A	81.7%	84.2%	87.9%

* This is based on patients treated on this contract for their most recent course of treatment. Figures in italics indicate the base number of FP17s or Patient Questionnaire responses are less than 100. N/A is shown where the base number of responses is less than 10 during the period. % is calculated as Quantity/Base number*100

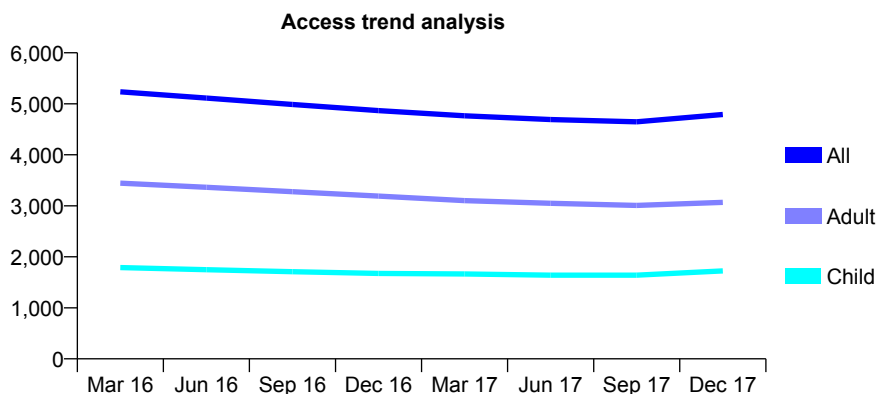
Q61 - Vital Signs At a Glance Contract Report for 140740/0001 - December 2017

Name or company name	Mr S Atkar
Contract type name	GDS Contract
Purpose of contract	General
Contract start date	01/09/2012
Contract end date	

17/18 Contracted general activity (UDA)	13,433
Carry forward general activity (UDA)	257
17/18 Contracted orthodontic activity (UOA)	0
Carry forward orthodontic activity (UOA)	0
Baseline contract value	£406,006.61

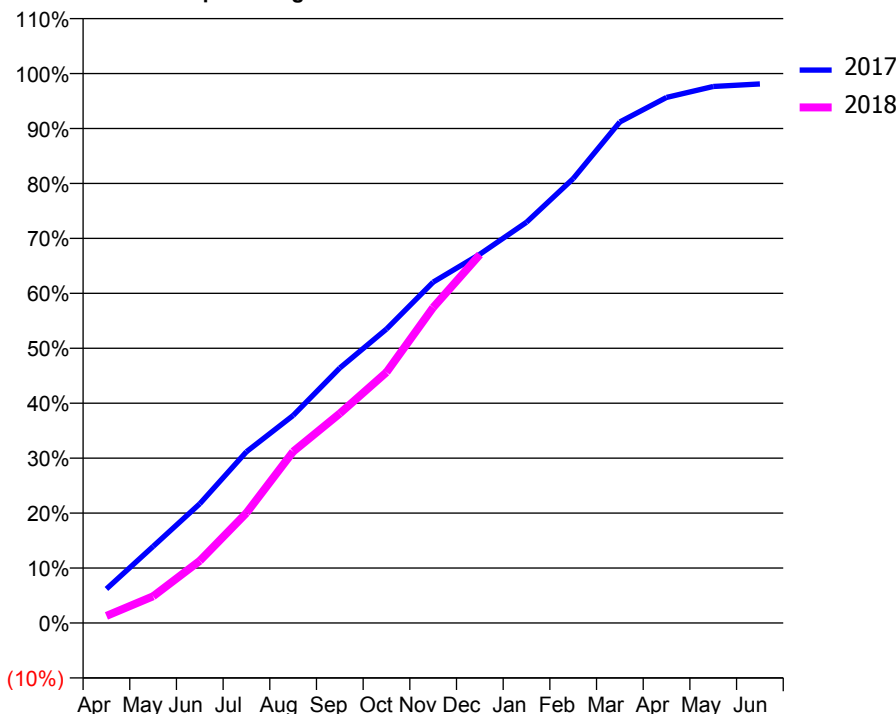
ACCESS*

Patients seen in 24 months	Total	Change since previous quarter
Quarter ending December 2016	4,867	
Quarter ending March 2017	4,765	↓
Quarter ending June 2017	4,691	↓
Quarter ending September 2017	4,648	→
Quarter ending December 2017	4,792	↑
Variance since December 2016	(1.5%)	↓



ACTIVITY

Cumulative percentage of contracted UDA delivered 2017 & 2018



Month	Adjusted Scheduled Activity (UDA)	
	2017	2018
April	833	175
May	1,874	653
June	2,916	1,521
July	4,186	2,691
August	5,073	4,190
September	6,233	5,124
October	7,187	6,131
November	8,333	7,715
December	9,016	9,006
January	9,798	
February	10,864	
March	12,249	
April	12,849	
May	13,114	
June	13,176	

QUALITY

	Quantity	Base Number	Contract	AT	Region	England
% of FP17s for the same patient ID Re-attending within 3 months - Children	91	1,763	5.2%	10.5%	11.6%	12.0%
% of FP17s for the same patient ID Re-attending within 3 months - Adults	302	2,993	10.1%	16.0%	16.7%	15.9%
% of FP17s for the same patient ID Re-attending between 3 & 9 months - Children	901	1,763	51.1%	42.9%	47.3%	58.0%
% of FP17s for the same patient ID Re-attending between 3 & 9 months - Adults	1,607	2,993	53.7%	35.8%	38.3%	50.5%
% of FP17s for Band 1 Urgent Courses	218	4,032	5.4%	10.8%	10.5%	9.0%
% of FP17s Relating to Free Repair or Replacements	8	4,032	0.2%	0.5%	0.6%	0.8%
% of FP17s Relating to Continuations	13	4,032	0.3%	0.7%	0.8%	1.1%
% of Patients satisfied with the dentistry they have received	1	1	N/A	88.9%	89.0%	91.5%
% of Patients satisfied with the time they had to wait for an appointment	1	1	N/A	81.7%	84.2%	87.9%

* This is based on patients treated on this contract for their most recent course of treatment. Figures in italics indicate the base number of FP17s or Patient Questionnaire responses are less than 100. N/A is shown where the base number of responses is less than 10 during the period. % is calculated as Quantity/Base number*100

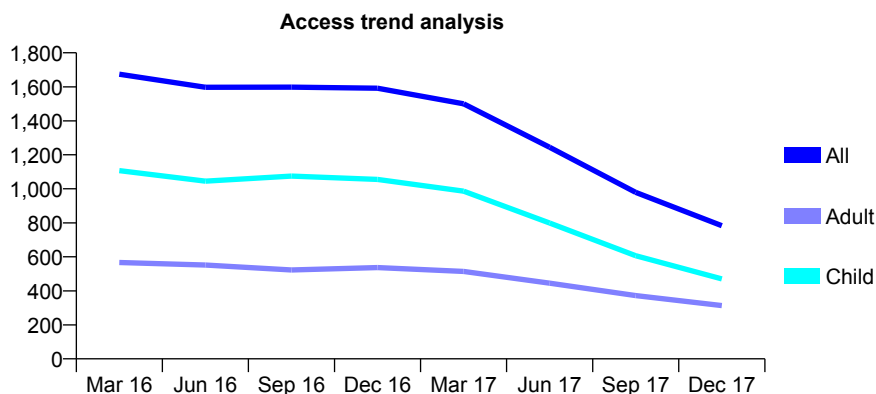
Q61 - Vital Signs At a Glance Contract Report for 141046/0001 - December 2017

Name or company name	E Kent Salaried Primary Care Dental
Contract type name	PDS Contract
Purpose of contract	General
Contract start date	01/02/2011
Contract end date	31/01/2021

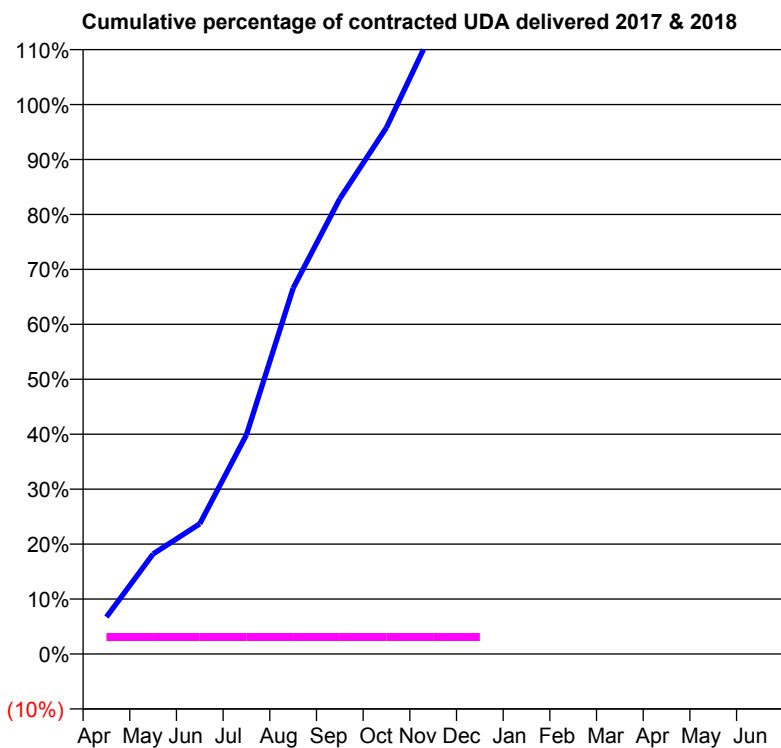
17/18 Contracted general activity (UDA)	2,095
Carry forward general activity (UDA)	-42
17/18 Contracted orthodontic activity (UOA)	0
Carry forward orthodontic activity (UOA)	0
Baseline contract value	£1,791,833.09

ACCESS*

Patients seen in 24 months	Total	Change since previous quarter
Quarter ending December 2016	1,592	
Quarter ending March 2017	1,500	↓
Quarter ending June 2017	1,244	↓
Quarter ending September 2017	979	↓
Quarter ending December 2017	783	↓
Variance since December 2016	(50.8%)	↓



ACTIVITY



Month	Adjusted Scheduled Activity (UDA)	
	2017	2018
April	141	65
May	382	65
June	496	65
July	836	65
August	1,395	65
September	1,736	65
October	2,007	65
November	2,382	65
December	2,694	65
January	3,029	
February	3,291	
March	3,489	
April	3,628	
May	3,628	
June	3,628	

QUALITY

	Quantity	Base Number	Contract	AT	Region	England
% of FP17s for the same patient ID Re-attending within 3 months - Children	6	54	11.1%	10.5%	11.6%	12.0%
% of FP17s for the same patient ID Re-attending within 3 months - Adults	1	21	4.8%	16.0%	16.7%	15.9%
% of FP17s for the same patient ID Re-attending between 3 & 9 months - Children	7	54	13.0%	42.9%	47.3%	58.0%
% of FP17s for the same patient ID Re-attending between 3 & 9 months - Adults	4	21	19.0%	35.8%	38.3%	50.5%
% of FP17s for Band 1 Urgent Courses	4	12	33.3%	10.8%	10.5%	9.0%
% of FP17s Relating to Free Repair or Replacements	0	12	0.0%	0.5%	0.6%	0.8%
% of FP17s Relating to Continuations	0	12	0.0%	0.7%	0.8%	1.1%
% of Patients satisfied with the dentistry they have received	0	0	N/A	88.9%	89.0%	91.5%
% of Patients satisfied with the time they had to wait for an appointment	0	0	N/A	81.7%	84.2%	87.9%

* This is based on patients treated on this contract for their most recent course of treatment. Figures in italics indicate the base number of FP17s or Patient Questionnaire responses are less than 100. N/A is shown where the base number of responses is less than 10 during the period. % is calculated as Quantity/Base number*100

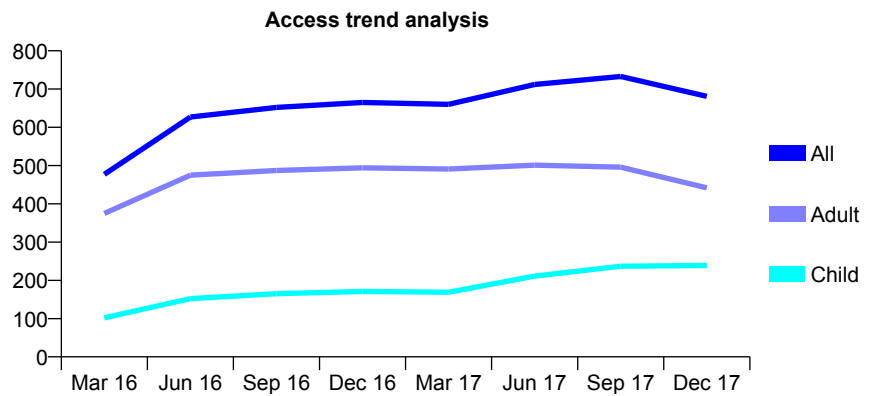
Q61 - Vital Signs At a Glance Contract Report for 141798/0001 - December 2017

Name or company name	Noorani, Noorani
Contract type name	GDS Contract
Purpose of contract	General
Contract start date	01/07/2015
Contract end date	

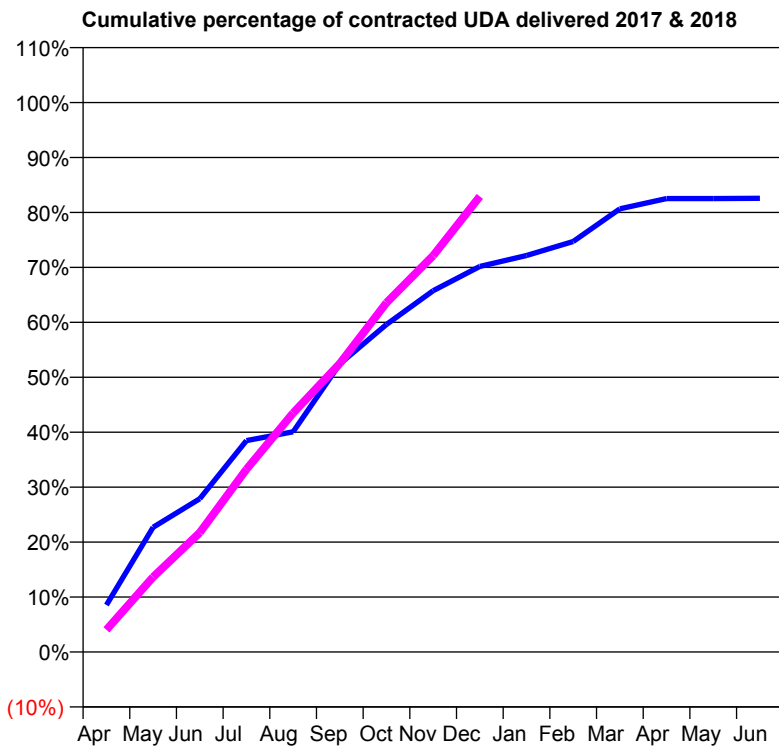
17/18 Contracted general activity (UDA)	2,074
Carry forward general activity (UDA)	0
17/18 Contracted orthodontic activity (UOA)	0
Carry forward orthodontic activity (UOA)	0
Baseline contract value	£50,100.74

ACCESS*

Patients seen in 24 months	Total	Change since previous quarter
Quarter ending December 2016	665	
Quarter ending March 2017	660	→
Quarter ending June 2017	712	↑
Quarter ending September 2017	733	↑
Quarter ending December 2017	681	↓
Variance since December 2016	2.4%	↑



ACTIVITY



Month	Adjusted Scheduled Activity (UDA)	
	2017	2018
April	177	84
May	471	283
June	578	451
July	798	690
August	831	902
September	1,087	1,089
October	1,236	1,319
November	1,364	1,496
December	1,455	1,719
January	1,496	
February	1,549	
March	1,673	
April	1,711	
May	1,711	
June	1,712	

QUALITY

	Quantity	Base Number	Contract	AT	Region	England
% of FP17s for the same patient ID Re-attending within 3 months - Children	18	250	7.2%	10.5%	11.6%	12.0%
% of FP17s for the same patient ID Re-attending within 3 months - Adults	106	419	25.3%	16.0%	16.7%	15.9%
% of FP17s for the same patient ID Re-attending between 3 & 9 months - Children	89	250	35.6%	42.9%	47.3%	58.0%
% of FP17s for the same patient ID Re-attending between 3 & 9 months - Adults	154	419	36.8%	35.8%	38.3%	50.5%
% of FP17s for Band 1 Urgent Courses	92	650	14.2%	10.8%	10.5%	9.0%
% of FP17s Relating to Free Repair or Replacements	1	650	0.2%	0.5%	0.6%	0.8%
% of FP17s Relating to Continuations	7	650	1.1%	0.7%	0.8%	1.1%
% of Patients satisfied with the dentistry they have received	0	0	N/A	88.9%	89.0%	91.5%
% of Patients satisfied with the time they had to wait for an appointment	0	0	N/A	81.7%	84.2%	87.9%

* This is based on patients treated on this contract for their most recent course of treatment. Figures in italics indicate the base number of FP17s or Patient Questionnaire responses are less than 100. N/A is shown where the base number of responses is less than 10 during the period. % is calculated as Quantity/Base number*100

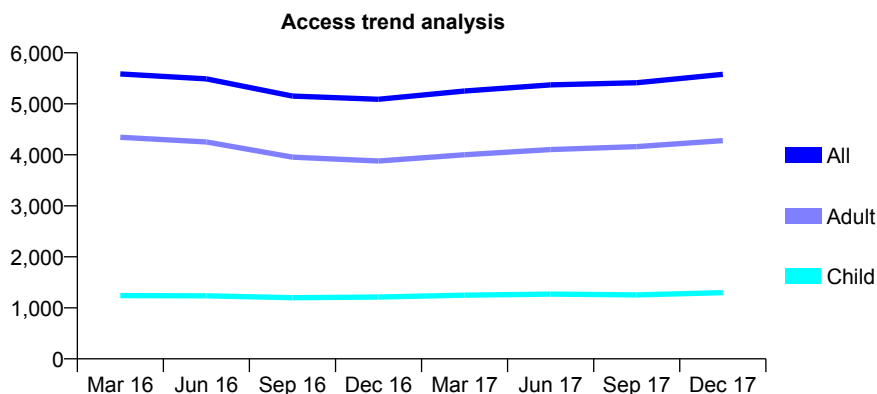
Q61 - Vital Signs At a Glance Contract Report for 142794/0001 - December 2017

Name or company name	Ace Dental
Contract type name	GDS Contract
Purpose of contract	General
Contract start date	01/04/2010
Contract end date	

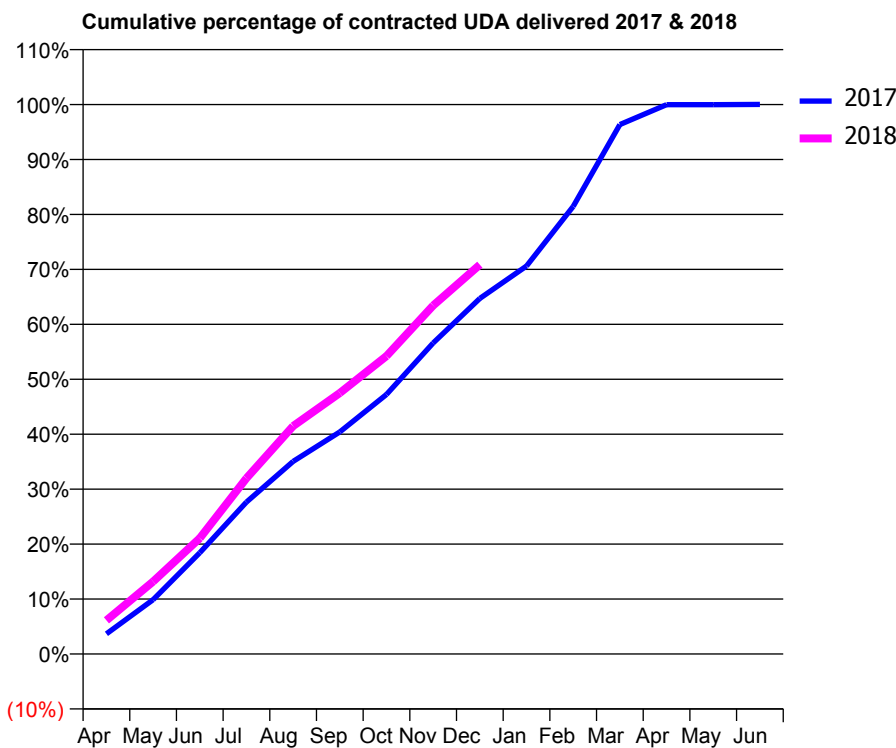
17/18 Contracted general activity (UDA)	15,340
Carry forward general activity (UDA)	-4
17/18 Contracted orthodontic activity (UOA)	0
Carry forward orthodontic activity (UOA)	0
Baseline contract value	£422,829.98

ACCESS*

Patients seen in 24 months	Total	Change since previous quarter
Quarter ending December 2016	5,090	
Quarter ending March 2017	5,251	↑
Quarter ending June 2017	5,372	↑
Quarter ending September 2017	5,413	→
Quarter ending December 2017	5,577	↑
Variance since December 2016	9.6%	↑



ACTIVITY



Month	Adjusted Scheduled Activity (UDA)	
	2017	2018
April	565	942
May	1,515	2,023
June	2,829	3,232
July	4,240	4,909
August	5,377	6,364
September	6,200	7,287
October	7,245	8,320
November	8,682	9,731
December	9,926	10,868
January	10,832	
February	12,495	
March	14,781	
April	15,336	
May	15,334	
June	15,344	

QUALITY

	Quantity	Base Number	Contract	AT	Region	England
% of FP17s for the same patient ID Re-attending within 3 months - Children	81	1,163	7.0%	10.5%	11.6%	12.0%
% of FP17s for the same patient ID Re-attending within 3 months - Adults	482	3,452	14.0%	16.0%	16.7%	15.9%
% of FP17s for the same patient ID Re-attending between 3 & 9 months - Children	497	1,163	42.7%	42.9%	47.3%	58.0%
% of FP17s for the same patient ID Re-attending between 3 & 9 months - Adults	1,073	3,452	31.1%	35.8%	38.3%	50.5%
% of FP17s for Band 1 Urgent Courses	581	4,408	13.2%	10.8%	10.5%	9.0%
% of FP17s Relating to Free Repair or Replacements	26	4,408	0.6%	0.5%	0.6%	0.8%
% of FP17s Relating to Continuations	27	4,408	0.6%	0.7%	0.8%	1.1%
% of Patients satisfied with the dentistry they have received	3	3	N/A	88.9%	89.0%	91.5%
% of Patients satisfied with the time they had to wait for an appointment	2	3	N/A	81.7%	84.2%	87.9%

* This is based on patients treated on this contract for their most recent course of treatment. Figures in italics indicate the base number of FP17s or Patient Questionnaire responses are less than 100. N/A is shown where the base number of responses is less than 10 during the period. % is calculated as Quantity/Base number*100

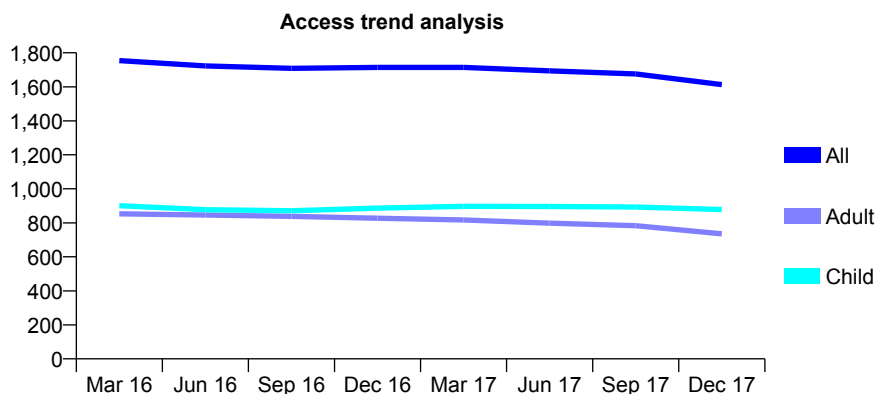
Q61 - Vital Signs At a Glance Contract Report for 143693/0003 - December 2017

Name or company name	Newham Family Dental Care Ltd
Contract type name	GDS Contract
Purpose of contract	General
Contract start date	12/03/2008
Contract end date	

17/18 Contracted general activity (UDA)	4,723
Carry forward general activity (UDA)	-94
17/18 Contracted orthodontic activity (UOA)	0
Carry forward orthodontic activity (UOA)	0
Baseline contract value	£211,443.60

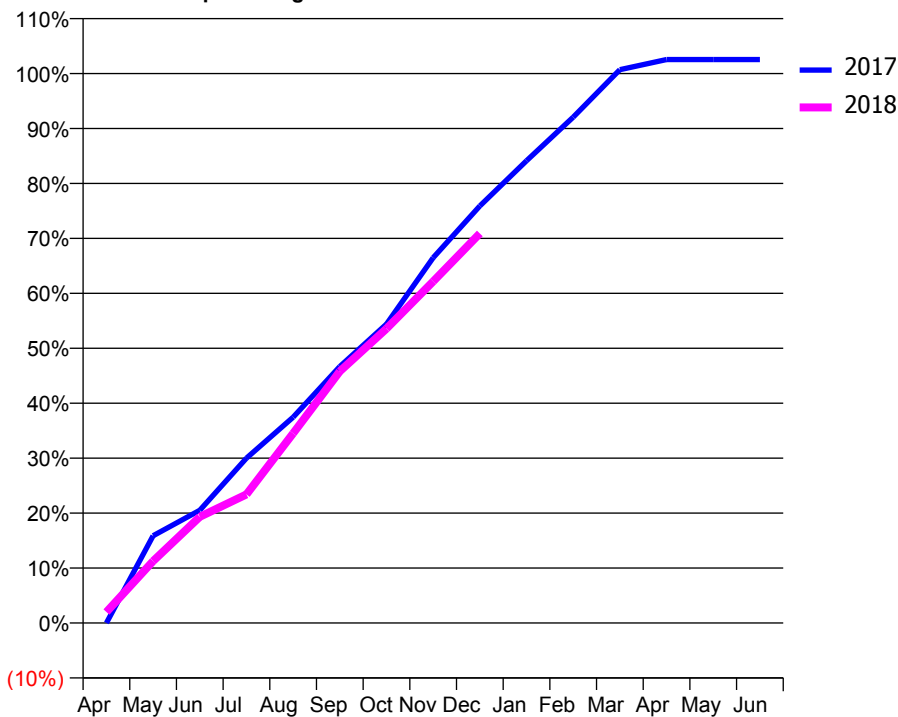
ACCESS*

Patients seen in 24 months	Total	Change since previous quarter
Quarter ending December 2016	1,714	
Quarter ending March 2017	1,714	→
Quarter ending June 2017	1,694	↓
Quarter ending September 2017	1,676	↓
Quarter ending December 2017	1,613	↓
Variance since December 2016	(5.9%)	↓



ACTIVITY

Cumulative percentage of contracted UDA delivered 2017 & 2018



Month	Adjusted Scheduled Activity (UDA)	
	2017	2018
April	0	94
May	750	532
June	969	912
July	1,417	1,105
August	1,769	1,630
September	2,205	2,163
October	2,569	2,530
November	3,140	2,936
December	3,584	3,348
January	3,973	
February	4,348	
March	4,755	
April	4,843	
May	4,843	
June	4,843	

QUALITY

	Quantity	Base Number	Contract	AT	Region	England
% of FP17s for the same patient ID Re-attending within 3 months - Children	113	928	12.2%	10.5%	11.6%	12.0%
% of FP17s for the same patient ID Re-attending within 3 months - Adults	27	464	5.8%	16.0%	16.7%	15.9%
% of FP17s for the same patient ID Re-attending between 3 & 9 months - Children	439	928	47.3%	42.9%	47.3%	58.0%
% of FP17s for the same patient ID Re-attending between 3 & 9 months - Adults	158	464	34.1%	35.8%	38.3%	50.5%
% of FP17s for Band 1 Urgent Courses	120	1,345	8.9%	10.8%	10.5%	9.0%
% of FP17s Relating to Free Repair or Replacements	3	1,345	0.2%	0.5%	0.6%	0.8%
% of FP17s Relating to Continuations	7	1,345	0.5%	0.7%	0.8%	1.1%
% of Patients satisfied with the dentistry they have received	2	2	N/A	88.9%	89.0%	91.5%
% of Patients satisfied with the time they had to wait for an appointment	2	2	N/A	81.7%	84.2%	87.9%

* This is based on patients treated on this contract for their most recent course of treatment. Figures in italics indicate the base number of FP17s or Patient Questionnaire responses are less than 100. N/A is shown where the base number of responses is less than 10 during the period. % is calculated as Quantity/Base number*100

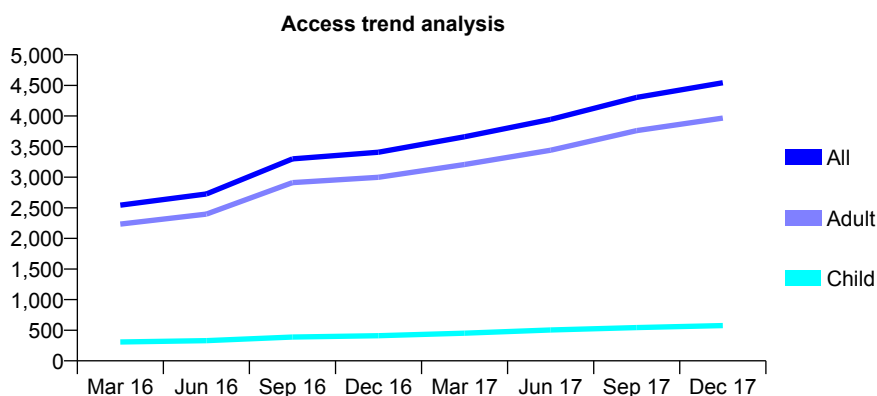
Q61 - Vital Signs At a Glance Contract Report for 143693/0004 - December 2017

Name or company name	Newham Family Dental Care Ltd
Contract type name	PDS Contract
Purpose of contract	General
Contract start date	01/04/2014
Contract end date	31/03/2024

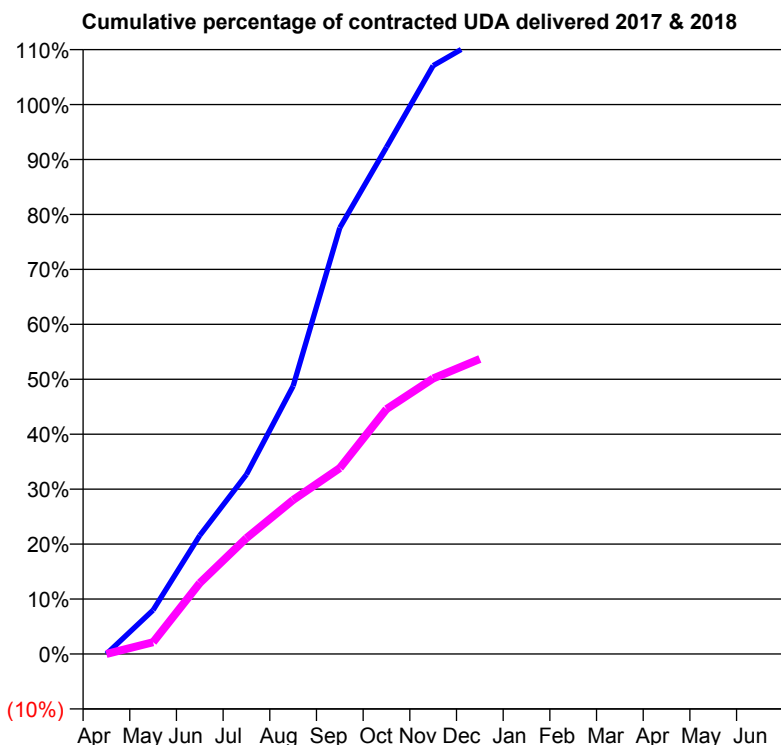
17/18 Contracted general activity (UDA)	8,649
Carry forward general activity (UDA)	0
17/18 Contracted orthodontic activity (UOA)	0
Carry forward orthodontic activity (UOA)	0
Baseline contract value	£449,425.70

ACCESS*

Patients seen in 24 months	Total	Change since previous quarter
Quarter ending December 2016	3,409	
Quarter ending March 2017	3,662	↑
Quarter ending June 2017	3,945	↑
Quarter ending September 2017	4,304	↑
Quarter ending December 2017	4,543	↑
Variance since December 2016	33.3%	↑



ACTIVITY



Month	Adjusted Scheduled Activity (UDA)	
	2017	2018
April	0	0
May	311	186
June	839	1,118
July	1,269	1,826
August	1,895	2,424
September	3,013	2,928
October	3,583	3,854
November	4,160	4,337
December	4,350	4,643
January	5,307	
February	5,819	
March	6,172	
April	6,172	
May	6,603	
June	6,603	

QUALITY

	Quantity	Base Number	Contract	AT	Region	England
% of FP17s for the same patient ID Re-attending within 3 months - Children	10	613	1.6%	10.5%	11.6%	12.0%
% of FP17s for the same patient ID Re-attending within 3 months - Adults	154	3,612	4.3%	16.0%	16.7%	15.9%
% of FP17s for the same patient ID Re-attending between 3 & 9 months - Children	2	613	0.3%	42.9%	47.3%	58.0%
% of FP17s for the same patient ID Re-attending between 3 & 9 months - Adults	40	3,612	1.1%	35.8%	38.3%	50.5%
% of FP17s for Band 1 Urgent Courses	3,859	3,866	99.8%	10.8%	10.5%	9.0%
% of FP17s Relating to Free Repair or Replacements	0	3,866	0.0%	0.5%	0.6%	0.8%
% of FP17s Relating to Continuations	0	3,866	0.0%	0.7%	0.8%	1.1%
% of Patients satisfied with the dentistry they have received	0	0	N/A	88.9%	89.0%	91.5%
% of Patients satisfied with the time they had to wait for an appointment	0	0	N/A	81.7%	84.2%	87.9%

* This is based on patients treated on this contract for their most recent course of treatment. Figures in italics indicate the base number of FP17s or Patient Questionnaire responses are less than 100. N/A is shown where the base number of responses is less than 10 during the period. % is calculated as Quantity/Base number*100

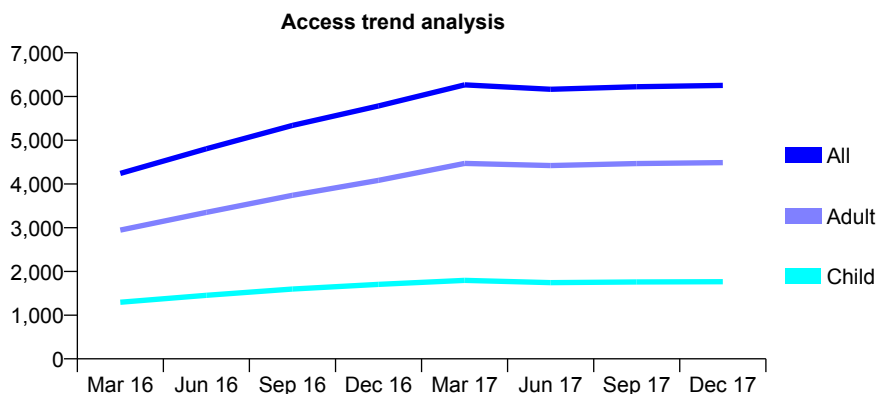
Q61 - Vital Signs At a Glance Contract Report for 144231/0001 - December 2017

Name or company name	Lea Bridge Road Dental Surgery
Contract type name	GDS Contract
Purpose of contract	General
Contract start date	01/04/2015
Contract end date	

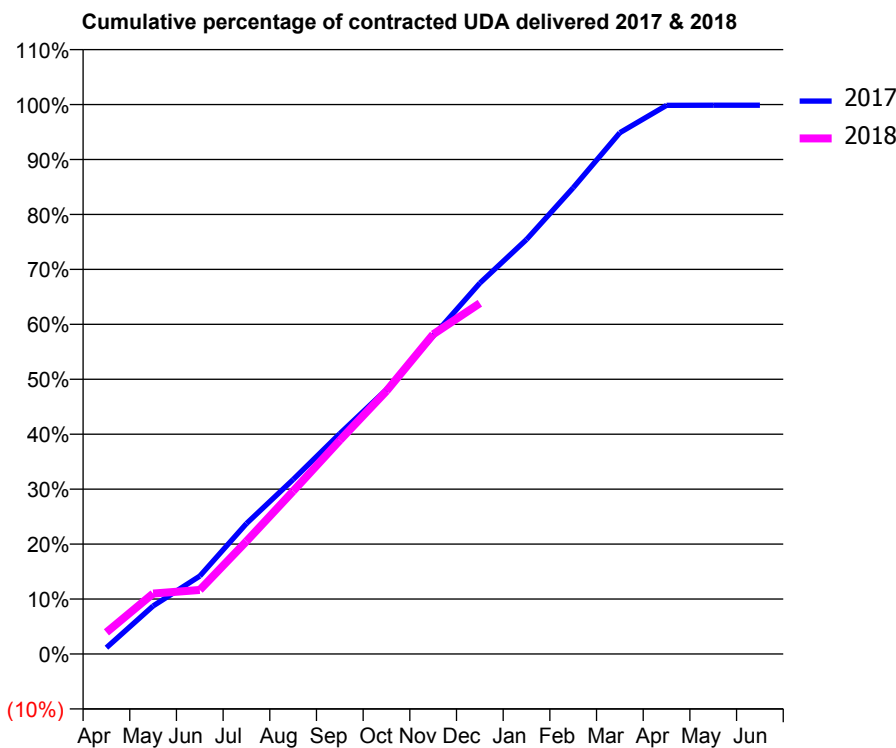
17/18 Contracted general activity (UDA)	16,249
Carry forward general activity (UDA)	23
17/18 Contracted orthodontic activity (UOA)	0
Carry forward orthodontic activity (UOA)	0
Baseline contract value	£426,822.75

ACCESS*

Patients seen in 24 months	Total	Change since previous quarter
Quarter ending December 2016	5,784	
Quarter ending March 2017	6,265	↑
Quarter ending June 2017	6,166	↓
Quarter ending September 2017	6,224	→
Quarter ending December 2017	6,253	→
Variance since December 2016	8.1%	↑



ACTIVITY



Month	Adjusted Scheduled Activity (UDA)	
	2017	2018
April	187	642
May	1,423	1,789
June	2,304	1,894
July	3,858	3,332
August	5,160	4,818
September	6,516	6,319
October	7,822	7,779
November	9,403	9,452
December	10,970	10,371
January	12,257	
February	13,787	
March	15,416	
April	16,225	
May	16,226	
June	16,226	

QUALITY

	Quantity	Base Number	Contract	AT	Region	England
% of FP17s for the same patient ID Re-attending within 3 months - Children	54	1,296	4.2%	10.5%	11.6%	12.0%
% of FP17s for the same patient ID Re-attending within 3 months - Adults	275	3,090	8.9%	16.0%	16.7%	15.9%
% of FP17s for the same patient ID Re-attending between 3 & 9 months - Children	467	1,296	36.0%	42.9%	47.3%	58.0%
% of FP17s for the same patient ID Re-attending between 3 & 9 months - Adults	1,077	3,090	34.9%	35.8%	38.3%	50.5%
% of FP17s for Band 1 Urgent Courses	234	3,882	6.0%	10.8%	10.5%	9.0%
% of FP17s Relating to Free Repair or Replacements	22	3,882	0.6%	0.5%	0.6%	0.8%
% of FP17s Relating to Continuations	42	3,882	1.1%	0.7%	0.8%	1.1%
% of Patients satisfied with the dentistry they have received	3	4	N/A	88.9%	89.0%	91.5%
% of Patients satisfied with the time they had to wait for an appointment	3	4	N/A	81.7%	84.2%	87.9%

* This is based on patients treated on this contract for their most recent course of treatment. Figures in italics indicate the base number of FP17s or Patient Questionnaire responses are less than 100. N/A is shown where the base number of responses is less than 10 during the period. % is calculated as Quantity/Base number*100

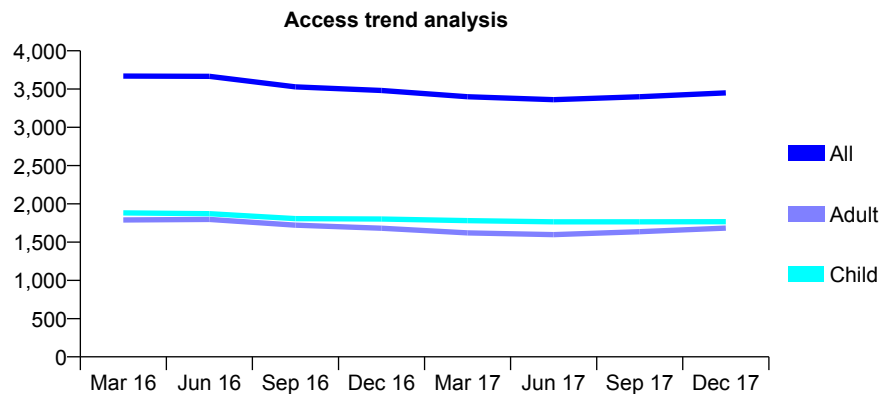
Q61 - Vital Signs At a Glance Contract Report for 144339/0001 - December 2017

Name or company name	Mr F K Banjo and Mrs D O Banjo
Contract type name	GDS Contract
Purpose of contract	General
Contract start date	16/05/2007
Contract end date	

17/18 Contracted general activity (UDA)	9,399
Carry forward general activity (UDA)	-124
17/18 Contracted orthodontic activity (UOA)	0
Carry forward orthodontic activity (UOA)	0
Baseline contract value	£310,305.91

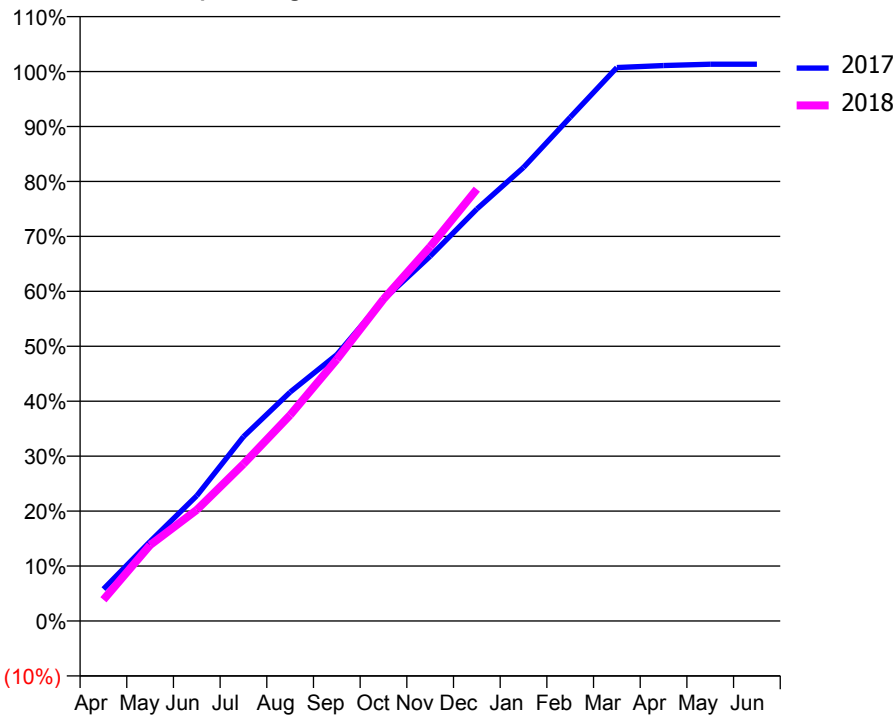
ACCESS*

Patients seen in 24 months	Total	Change since previous quarter
Quarter ending December 2016	3,482	
Quarter ending March 2017	3,400	↓
Quarter ending June 2017	3,361	↓
Quarter ending September 2017	3,400	→
Quarter ending December 2017	3,450	→
Variance since December 2016	(0.9%)	→



ACTIVITY

Cumulative percentage of contracted UDA delivered 2017 & 2018



Month	Adjusted Scheduled Activity (UDA)	
	2017	2018
April	546	363
May	1,361	1,300
June	2,143	1,901
July	3,154	2,686
August	3,915	3,522
September	4,557	4,474
October	5,499	5,505
November	6,239	6,404
December	7,047	7,386
January	7,757	
February	8,615	
March	9,466	
April	9,500	
May	9,523	
June	9,523	

QUALITY

	Quantity	Base Number	Contract	AT	Region	England
% of FP17s for the same patient ID Re-attending within 3 months - Children	119	1,359	8.8%	10.5%	11.6%	12.0%
% of FP17s for the same patient ID Re-attending within 3 months - Adults	217	1,425	15.2%	16.0%	16.7%	15.9%
% of FP17s for the same patient ID Re-attending between 3 & 9 months - Children	401	1,359	29.5%	42.9%	47.3%	58.0%
% of FP17s for the same patient ID Re-attending between 3 & 9 months - Adults	470	1,425	33.0%	35.8%	38.3%	50.5%
% of FP17s for Band 1 Urgent Courses	189	2,751	6.9%	10.8%	10.5%	9.0%
% of FP17s Relating to Free Repair or Replacements	0	2,751	0.0%	0.5%	0.6%	0.8%
% of FP17s Relating to Continuations	0	2,751	0.0%	0.7%	0.8%	1.1%
% of Patients satisfied with the dentistry they have received	0	0	N/A	88.9%	89.0%	91.5%
% of Patients satisfied with the time they had to wait for an appointment	0	0	N/A	81.7%	84.2%	87.9%

* This is based on patients treated on this contract for their most recent course of treatment. Figures in italics indicate the base number of FP17s or Patient Questionnaire responses are less than 100. N/A is shown where the base number of responses is less than 10 during the period. % is calculated as Quantity/Base number*100

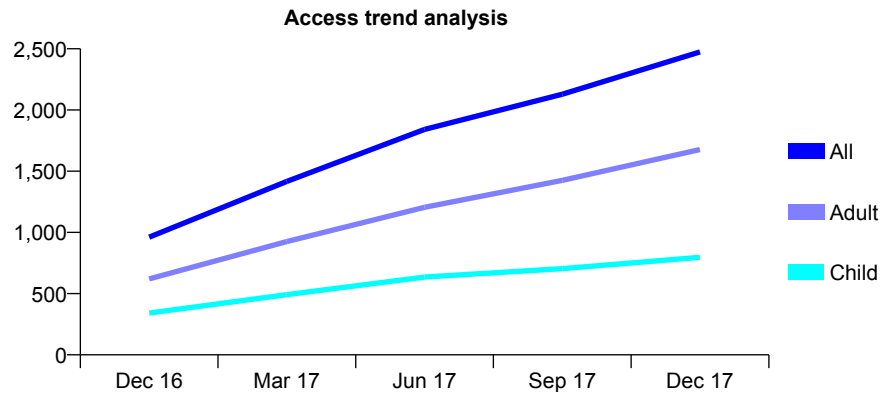
Q61 - Vital Signs At a Glance Contract Report for 145076/0001 - December 2017

Name or company name	Harford Street Dental Practice
Contract type name	PDS Contract
Purpose of contract	General
Contract start date	01/04/2015
Contract end date	31/03/2020

17/18 Contracted general activity (UDA)	13,000
Carry forward general activity (UDA)	0
17/18 Contracted orthodontic activity (UOA)	0
Carry forward orthodontic activity (UOA)	0
Baseline contract value	£281,801.08

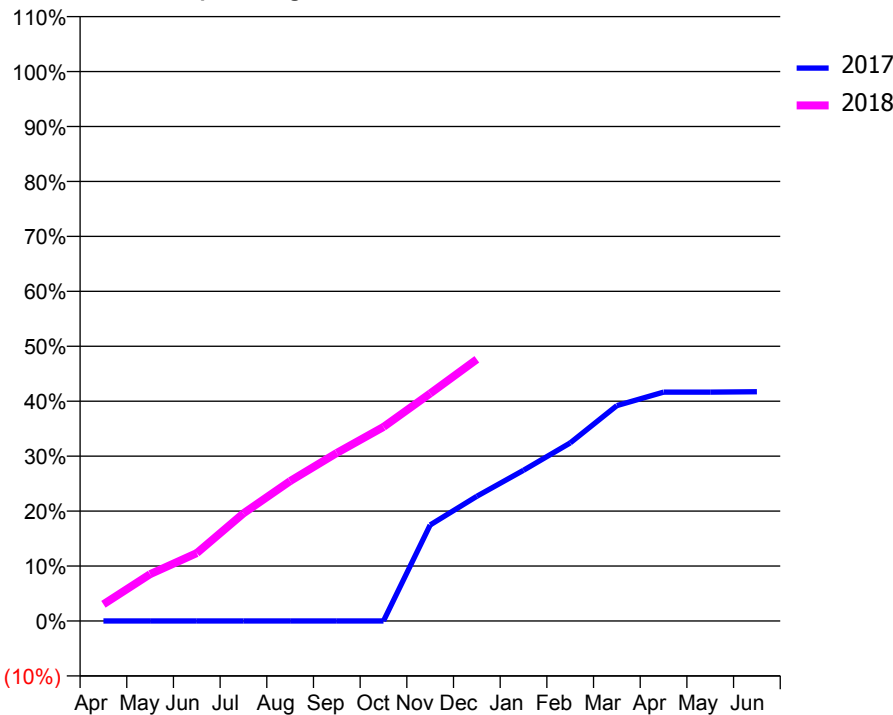
ACCESS*

Patients seen in 24 months	Total	Change since previous quarter
Quarter ending December 2016	961	
Quarter ending March 2017	1,417	↑
Quarter ending June 2017	1,841	↑
Quarter ending September 2017	2,129	↑
Quarter ending December 2017	2,474	↑
Variance since December 2016	157.4%	↑



ACTIVITY

Cumulative percentage of contracted UDA delivered 2017 & 2018



Month	Adjusted Scheduled Activity (UDA)	
	2017	2018
April	0	395
May	0	1,109
June	0	1,607
July	0	2,547
August	0	3,311
September	0	3,976
October	0	4,591
November	2,273	5,382
December	2,952	6,190
January	3,567	
February	4,215	
March	5,096	
April	5,415	
May	5,415	
June	5,426	

QUALITY

	Quantity	Base Number	Contract	AT	Region	England
% of FP17s for the same patient ID Re-attending within 3 months - Children	50	844	5.9%	10.5%	11.6%	12.0%
% of FP17s for the same patient ID Re-attending within 3 months - Adults	150	1,630	9.2%	16.0%	16.7%	15.9%
% of FP17s for the same patient ID Re-attending between 3 & 9 months - Children	337	844	39.9%	42.9%	47.3%	58.0%
% of FP17s for the same patient ID Re-attending between 3 & 9 months - Adults	506	1,630	31.0%	35.8%	38.3%	50.5%
% of FP17s for Band 1 Urgent Courses	244	2,354	10.4%	10.8%	10.5%	9.0%
% of FP17s Relating to Free Repair or Replacements	0	2,354	0.0%	0.5%	0.6%	0.8%
% of FP17s Relating to Continuations	1	2,354	0.0%	0.7%	0.8%	1.1%
% of Patients satisfied with the dentistry they have received	0	0	N/A	88.9%	89.0%	91.5%
% of Patients satisfied with the time they had to wait for an appointment	0	0	N/A	81.7%	84.2%	87.9%

* This is based on patients treated on this contract for their most recent course of treatment. Figures in italics indicate the base number of FP17s or Patient Questionnaire responses are less than 100. N/A is shown where the base number of responses is less than 10 during the period. % is calculated as Quantity/Base number*100

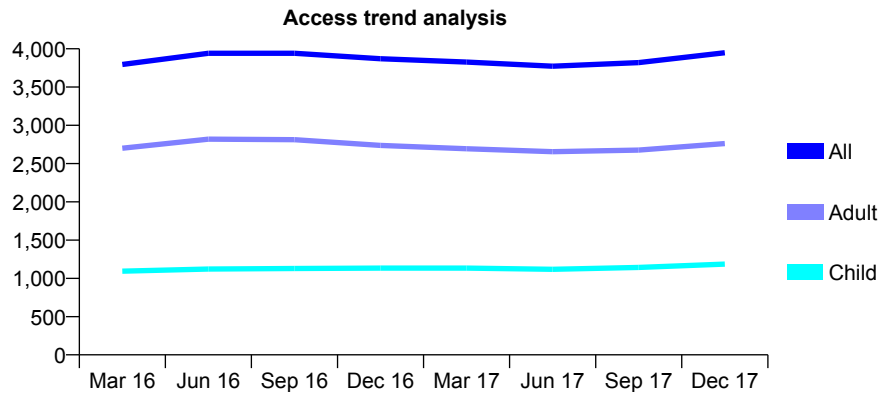
Q61 - Vital Signs At a Glance Contract Report for 145475/0001 - December 2017

Name or company name	Du Toit & Burger Partnership (Stratford) Ltc
Contract type name	GDS Contract
Purpose of contract	General
Contract start date	01/04/2007
Contract end date	

17/18 Contracted general activity (UDA)	11,363
Carry forward general activity (UDA)	318
17/18 Contracted orthodontic activity (UOA)	0
Carry forward orthodontic activity (UOA)	0
Baseline contract value	£318,999.48

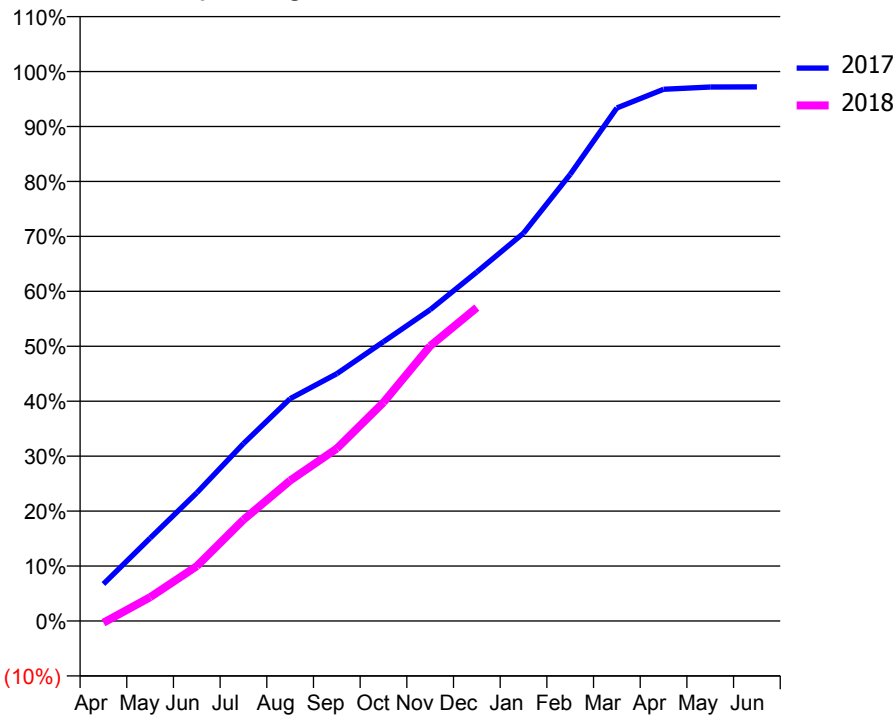
ACCESS*

Patients seen in 24 months	Total	Change since previous quarter
Quarter ending December 2016	3,870	
Quarter ending March 2017	3,827	↓
Quarter ending June 2017	3,773	↓
Quarter ending September 2017	3,819	→
Quarter ending December 2017	3,948	↑
Variance since December 2016	2.0%	↑



ACTIVITY

Cumulative percentage of contracted UDA delivered 2017 & 2018



Month	Adjusted Scheduled Activity (UDA)	
	2017	2018
April	766	-37
May	1,714	492
June	2,651	1,134
July	3,669	2,095
August	4,597	2,905
September	5,114	3,567
October	5,777	4,521
November	6,437	5,686
December	7,218	6,481
January	8,020	
February	9,236	
March	10,610	
April	10,995	
May	11,042	
June	11,045	

QUALITY

	Quantity	Base Number	Contract	AT	Region	England
% of FP17s for the same patient ID Re-attending within 3 months - Children	58	990	5.9%	10.5%	11.6%	12.0%
% of FP17s for the same patient ID Re-attending within 3 months - Adults	245	2,103	11.7%	16.0%	16.7%	15.9%
% of FP17s for the same patient ID Re-attending between 3 & 9 months - Children	452	990	45.7%	42.9%	47.3%	58.0%
% of FP17s for the same patient ID Re-attending between 3 & 9 months - Adults	775	2,103	36.9%	35.8%	38.3%	50.5%
% of FP17s for Band 1 Urgent Courses	203	2,938	6.9%	10.8%	10.5%	9.0%
% of FP17s Relating to Free Repair or Replacements	11	2,938	0.4%	0.5%	0.6%	0.8%
% of FP17s Relating to Continuations	40	2,938	1.4%	0.7%	0.8%	1.1%
% of Patients satisfied with the dentistry they have received	0	0	N/A	88.9%	89.0%	91.5%
% of Patients satisfied with the time they had to wait for an appointment	0	0	N/A	81.7%	84.2%	87.9%

* This is based on patients treated on this contract for their most recent course of treatment. Figures in italics indicate the base number of FP17s or Patient Questionnaire responses are less than 100. N/A is shown where the base number of responses is less than 10 during the period. % is calculated as Quantity/Base number*100

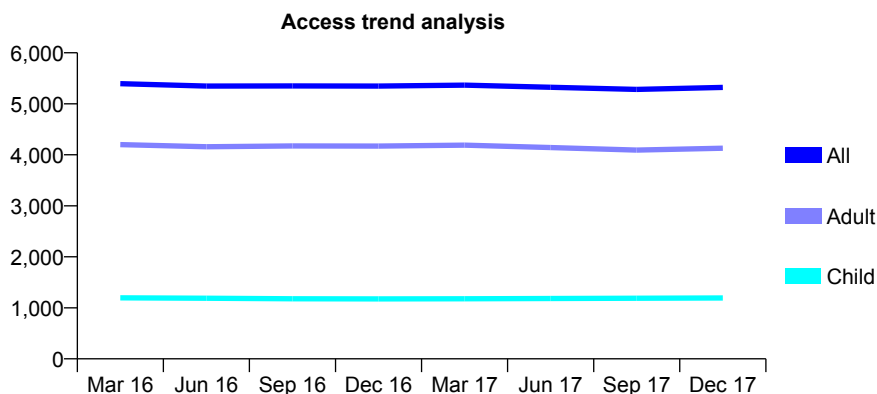
Q61 - Vital Signs At a Glance Contract Report for 145548/0001 - December 2017

Name or company name	Cranham Dental Centre Ltd
Contract type name	GDS Contract
Purpose of contract	General
Contract start date	01/04/2011
Contract end date	

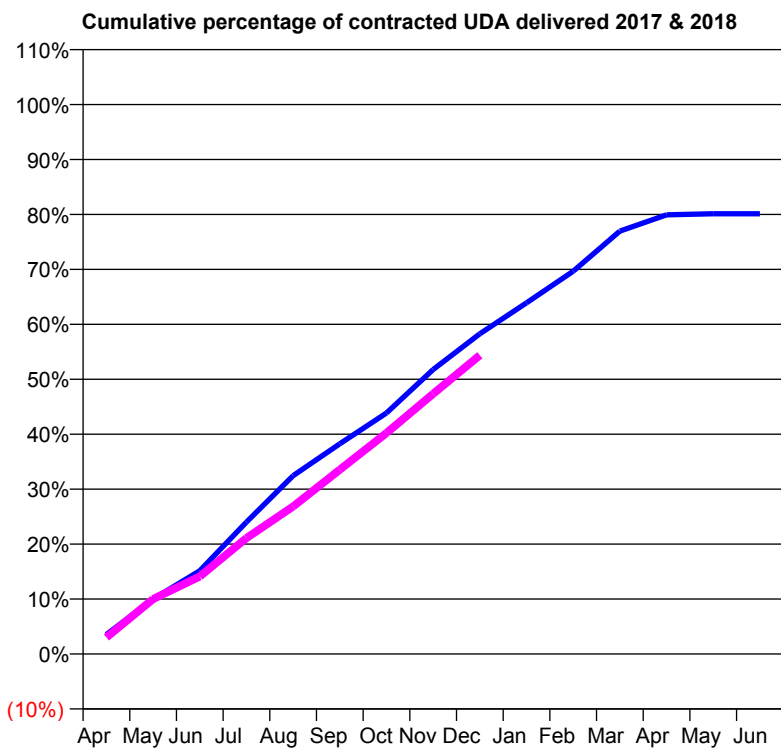
17/18 Contracted general activity (UDA)	16,681
Carry forward general activity (UDA)	0
17/18 Contracted orthodontic activity (UOA)	0
Carry forward orthodontic activity (UOA)	0
Baseline contract value	£386,234.49

ACCESS*

Patients seen in 24 months	Total	Change since previous quarter
Quarter ending December 2016	5,348	
Quarter ending March 2017	5,367	→
Quarter ending June 2017	5,325	→
Quarter ending September 2017	5,282	→
Quarter ending December 2017	5,322	→
Variance since December 2016	(0.5%)	→



ACTIVITY



Month	Adjusted Scheduled Activity (UDA)	
	2017	2018
April	594	502
May	1,668	1,670
June	2,529	2,354
July	4,005	3,520
August	5,415	4,480
September	6,381	5,596
October	7,317	6,710
November	8,637	7,901
December	9,722	9,069
January	10,660	
February	11,618	
March	12,839	
April	13,330	
May	13,362	
June	13,363	

QUALITY

	Quantity	Base Number	Contract	AT	Region	England
% of FP17s for the same patient ID Re-attending within 3 months - Children	64	1,345	4.8%	10.5%	11.6%	12.0%
% of FP17s for the same patient ID Re-attending within 3 months - Adults	401	4,253	9.4%	16.0%	16.7%	15.9%
% of FP17s for the same patient ID Re-attending between 3 & 9 months - Children	860	1,345	63.9%	42.9%	47.3%	58.0%
% of FP17s for the same patient ID Re-attending between 3 & 9 months - Adults	2,561	4,253	60.2%	35.8%	38.3%	50.5%
% of FP17s for Band 1 Urgent Courses	301	5,265	5.7%	10.8%	10.5%	9.0%
% of FP17s Relating to Free Repair or Replacements	24	5,265	0.5%	0.5%	0.6%	0.8%
% of FP17s Relating to Continuations	17	5,265	0.3%	0.7%	0.8%	1.1%
% of Patients satisfied with the dentistry they have received	7	7	N/A	88.9%	89.0%	91.5%
% of Patients satisfied with the time they had to wait for an appointment	5	7	N/A	81.7%	84.2%	87.9%

* This is based on patients treated on this contract for their most recent course of treatment. Figures in italics indicate the base number of FP17s or Patient Questionnaire responses are less than 100. N/A is shown where the base number of responses is less than 10 during the period. % is calculated as Quantity/Base number*100

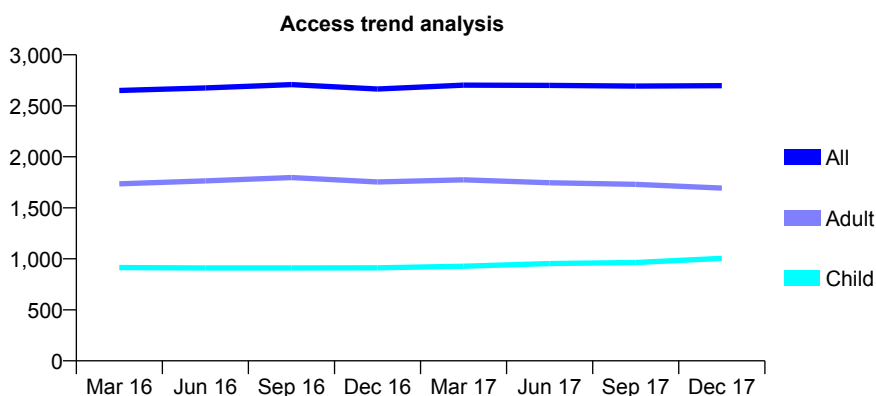
Q61 - Vital Signs At a Glance Contract Report for 146110/0001 - December 2017

Name or company name	Du Toit & Burger Partnership (Silvertown) L
Contract type name	GDS Contract
Purpose of contract	General
Contract start date	01/04/2007
Contract end date	

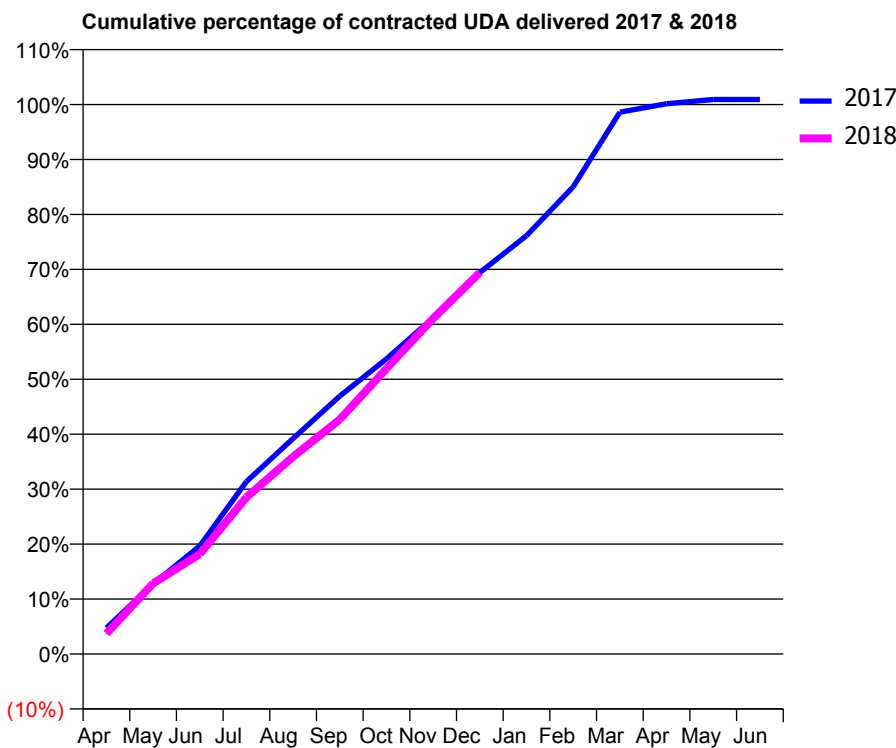
17/18 Contracted general activity (UDA)	6,974
Carry forward general activity (UDA)	-64
17/18 Contracted orthodontic activity (UOA)	0
Carry forward orthodontic activity (UOA)	0
Baseline contract value	£215,296.66

ACCESS*

Patients seen in 24 months	Total	Change since previous quarter
Quarter ending December 2016	2,665	
Quarter ending March 2017	2,702	→
Quarter ending June 2017	2,700	→
Quarter ending September 2017	2,694	→
Quarter ending December 2017	2,698	→
Variance since December 2016	1.2%	→



ACTIVITY



Month	Adjusted Scheduled Activity (UDA)	
	2017	2018
April	331	260
May	891	897
June	1,372	1,268
July	2,189	1,989
August	2,735	2,503
September	3,274	2,978
October	3,746	3,622
November	4,267	4,260
December	4,841	4,840
January	5,310	
February	5,930	
March	6,877	
April	6,984	
May	7,038	
June	7,038	

QUALITY

	Quantity	Base Number	Contract	AT	Region	England
% of FP17s for the same patient ID Re-attending within 3 months - Children	51	832	6.1%	10.5%	11.6%	12.0%
% of FP17s for the same patient ID Re-attending within 3 months - Adults	100	1,143	8.7%	16.0%	16.7%	15.9%
% of FP17s for the same patient ID Re-attending between 3 & 9 months - Children	344	832	41.3%	42.9%	47.3%	58.0%
% of FP17s for the same patient ID Re-attending between 3 & 9 months - Adults	457	1,143	40.0%	35.8%	38.3%	50.5%
% of FP17s for Band 1 Urgent Courses	129	1,918	6.7%	10.8%	10.5%	9.0%
% of FP17s Relating to Free Repair or Replacements	8	1,918	0.4%	0.5%	0.6%	0.8%
% of FP17s Relating to Continuations	29	1,918	1.5%	0.7%	0.8%	1.1%
% of Patients satisfied with the dentistry they have received	0	0	N/A	88.9%	89.0%	91.5%
% of Patients satisfied with the time they had to wait for an appointment	0	0	N/A	81.7%	84.2%	87.9%

* This is based on patients treated on this contract for their most recent course of treatment. Figures in italics indicate the base number of FP17s or Patient Questionnaire responses are less than 100. N/A is shown where the base number of responses is less than 10 during the period. % is calculated as Quantity/Base number*100

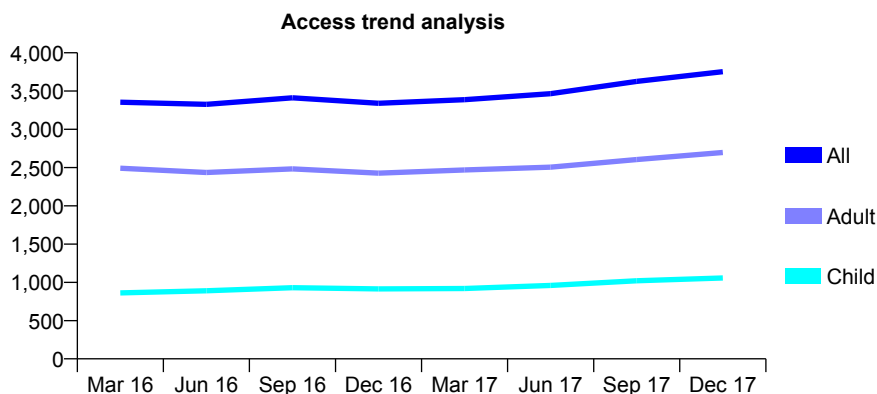
Q61 - Vital Signs At a Glance Contract Report for 147990/0001 - December 2017

Name or company name	Mr CC Bailie & Mr JG Mallon
Contract type name	GDS Contract
Purpose of contract	General
Contract start date	01/11/2011
Contract end date	

17/18 Contracted general activity (UDA)	11,605
Carry forward general activity (UDA)	1,834
17/18 Contracted orthodontic activity (UOA)	0
Carry forward orthodontic activity (UOA)	0
Baseline contract value	£298,721.32

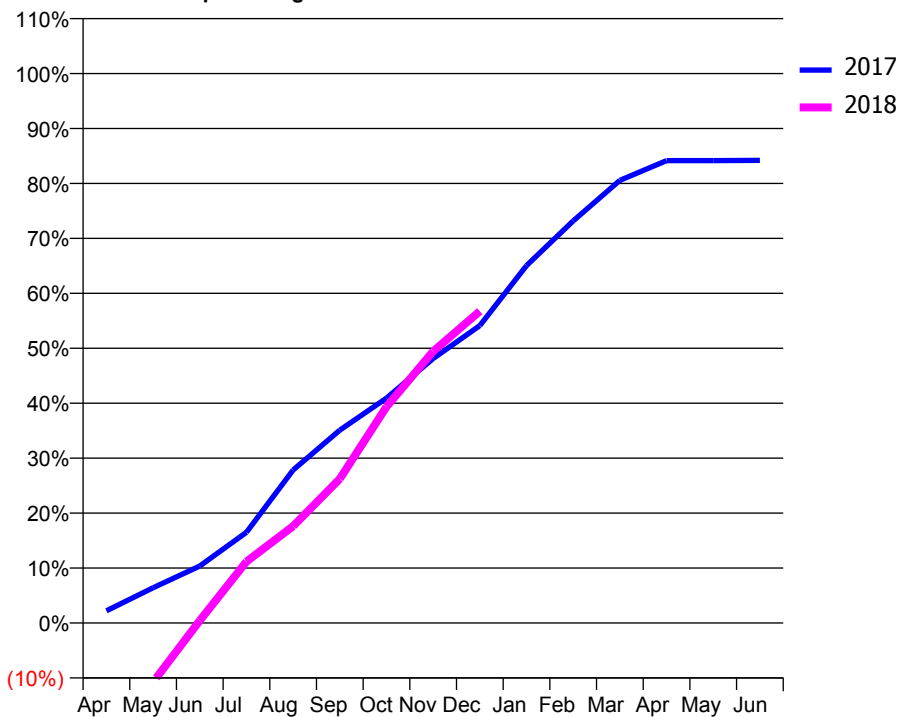
ACCESS*

Patients seen in 24 months	Total	Change since previous quarter
Quarter ending December 2016	3,341	
Quarter ending March 2017	3,388	→
Quarter ending June 2017	3,466	↑
Quarter ending September 2017	3,626	↑
Quarter ending December 2017	3,754	↑
Variance since December 2016	12.4%	↑



ACTIVITY

Cumulative percentage of contracted UDA delivered 2017 & 2018



Month	Adjusted Scheduled Activity (UDA)	
	2017	2018
April	256	-1,676
May	745	-1,256
June	1,204	52
July	1,918	1,297
August	3,232	2,047
September	4,073	3,046
October	4,750	4,566
November	5,587	5,738
December	6,282	6,585
January	7,548	
February	8,493	
March	9,348	
April	9,765	
May	9,766	
June	9,771	

QUALITY

	Quantity	Base Number	Contract	AT	Region	England
% of FP17s for the same patient ID Re-attending within 3 months - Children	156	951	16.4%	10.5%	11.6%	12.0%
% of FP17s for the same patient ID Re-attending within 3 months - Adults	638	2,613	24.4%	16.0%	16.7%	15.9%
% of FP17s for the same patient ID Re-attending between 3 & 9 months - Children	288	951	30.3%	42.9%	47.3%	58.0%
% of FP17s for the same patient ID Re-attending between 3 & 9 months - Adults	625	2,613	23.9%	35.8%	38.3%	50.5%
% of FP17s for Band 1 Urgent Courses	707	3,345	21.1%	10.8%	10.5%	9.0%
% of FP17s Relating to Free Repair or Replacements	54	3,345	1.6%	0.5%	0.6%	0.8%
% of FP17s Relating to Continuations	39	3,345	1.2%	0.7%	0.8%	1.1%
% of Patients satisfied with the dentistry they have received	0	0	N/A	88.9%	89.0%	91.5%
% of Patients satisfied with the time they had to wait for an appointment	0	0	N/A	81.7%	84.2%	87.9%

* This is based on patients treated on this contract for their most recent course of treatment. Figures in italics indicate the base number of FP17s or Patient Questionnaire responses are less than 100. N/A is shown where the base number of responses is less than 10 during the period. % is calculated as Quantity/Base number*100

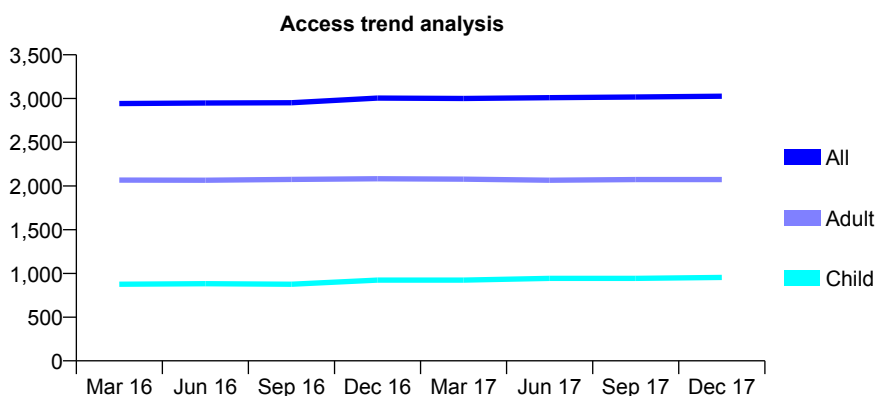
Q61 - Vital Signs At a Glance Contract Report for 148121/0001 - December 2017

Name or company name	Belmont Dental Practice
Contract type name	GDS Contract
Purpose of contract	General
Contract start date	16/04/2007
Contract end date	

17/18 Contracted general activity (UDA)	9,226
Carry forward general activity (UDA)	0
17/18 Contracted orthodontic activity (UOA)	0
Carry forward orthodontic activity (UOA)	0
Baseline contract value	£247,006.73

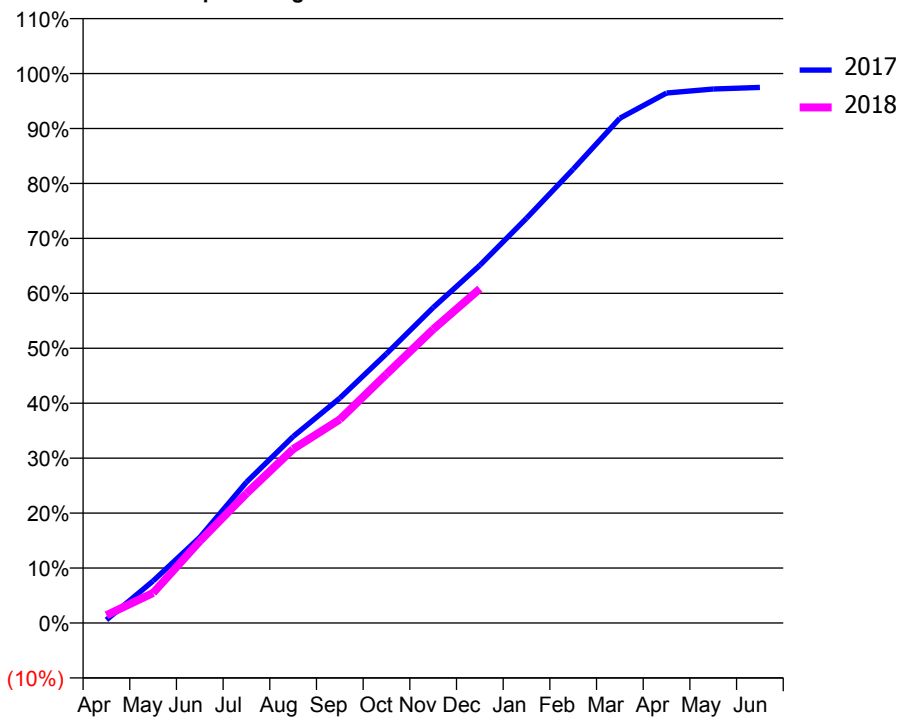
ACCESS*

Patients seen in 24 months	Total	Change since previous quarter
Quarter ending December 2016	3,005	
Quarter ending March 2017	3,001	→
Quarter ending June 2017	3,009	→
Quarter ending September 2017	3,017	→
Quarter ending December 2017	3,027	→
Variance since December 2016	0.7%	→



ACTIVITY

Cumulative percentage of contracted UDA delivered 2017 & 2018



Month	Adjusted Scheduled Activity (UDA)	
	2017	2018
April	52	132
May	707	506
June	1,439	1,373
July	2,366	2,174
August	3,130	2,920
September	3,776	3,417
October	4,521	4,178
November	5,297	4,930
December	6,005	5,613
January	6,797	
February	7,619	
March	8,476	
April	8,898	
May	8,966	
June	8,992	

QUALITY

	Quantity	Base Number	Contract	AT	Region	England
% of FP17s for the same patient ID Re-attending within 3 months - Children	63	773	8.2%	10.5%	11.6%	12.0%
% of FP17s for the same patient ID Re-attending within 3 months - Adults	310	1,553	20.0%	16.0%	16.7%	15.9%
% of FP17s for the same patient ID Re-attending between 3 & 9 months - Children	247	773	32.0%	42.9%	47.3%	58.0%
% of FP17s for the same patient ID Re-attending between 3 & 9 months - Adults	334	1,553	21.5%	35.8%	38.3%	50.5%
% of FP17s for Band 1 Urgent Courses	370	2,158	17.1%	10.8%	10.5%	9.0%
% of FP17s Relating to Free Repair or Replacements	18	2,158	0.8%	0.5%	0.6%	0.8%
% of FP17s Relating to Continuations	29	2,158	1.3%	0.7%	0.8%	1.1%
% of Patients satisfied with the dentistry they have received	3	4	N/A	88.9%	89.0%	91.5%
% of Patients satisfied with the time they had to wait for an appointment	1	4	N/A	81.7%	84.2%	87.9%

* This is based on patients treated on this contract for their most recent course of treatment. Figures in italics indicate the base number of FP17s or Patient Questionnaire responses are less than 100. N/A is shown where the base number of responses is less than 10 during the period. % is calculated as Quantity/Base number*100

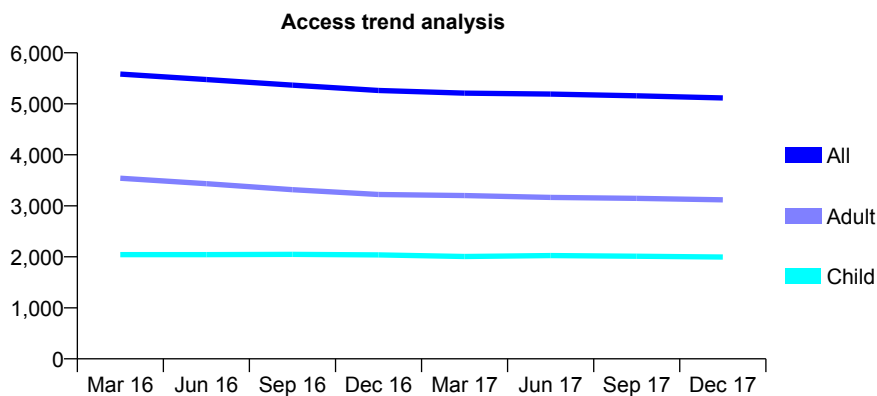
Q61 - Vital Signs At a Glance Contract Report for 149578/0001 - December 2017

Name or company name	Dentasmile Ltd
Contract type name	GDS Contract
Purpose of contract	General
Contract start date	11/11/2012
Contract end date	

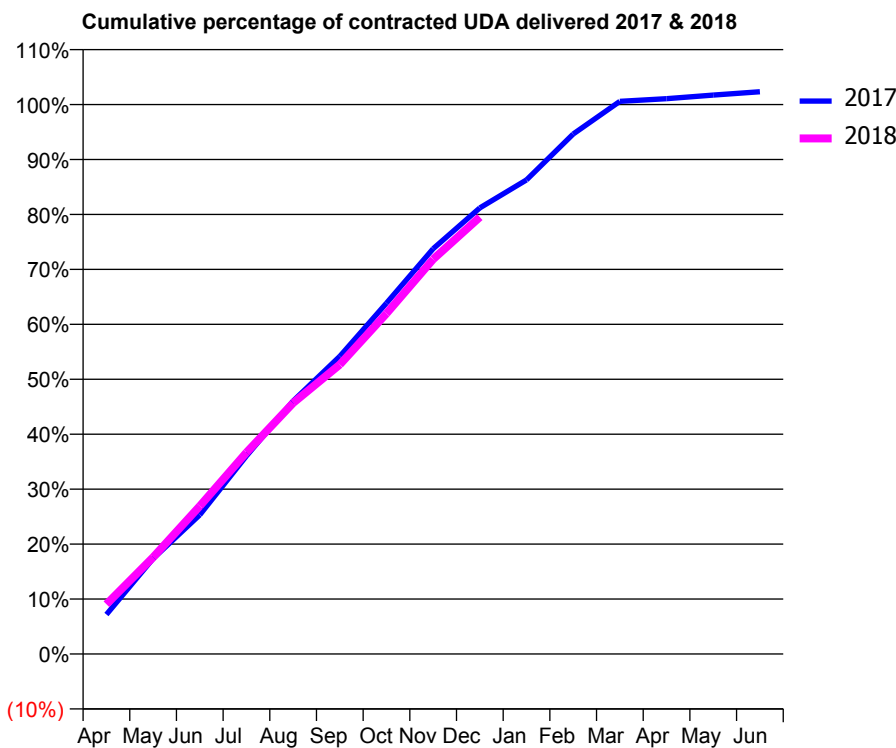
17/18 Contracted general activity (UDA)	19,880
Carry forward general activity (UDA)	-398
17/18 Contracted orthodontic activity (UOA)	0
Carry forward orthodontic activity (UOA)	0
Baseline contract value	£588,874.45

ACCESS*

Patients seen in 24 months	Total	Change since previous quarter
Quarter ending December 2016	5,261	
Quarter ending March 2017	5,208	↓
Quarter ending June 2017	5,191	→
Quarter ending September 2017	5,157	→
Quarter ending December 2017	5,114	→
Variance since December 2016	(2.8%)	↓



ACTIVITY



Month	Adjusted Scheduled Activity (UDA)	
	2017	2018
April	1,429	1,802
May	3,449	3,501
June	5,032	5,353
July	7,169	7,293
August	9,153	9,082
September	10,770	10,471
October	12,697	12,319
November	14,662	14,282
December	16,139	15,808
January	17,154	
February	18,813	
March	19,994	
April	20,091	
May	20,223	
June	20,339	

QUALITY

	Quantity	Base Number	Contract	AT	Region	England
% of FP17s for the same patient ID Re-attending within 3 months - Children	170	2,015	8.4%	10.5%	11.6%	12.0%
% of FP17s for the same patient ID Re-attending within 3 months - Adults	362	2,758	13.1%	16.0%	16.7%	15.9%
% of FP17s for the same patient ID Re-attending between 3 & 9 months - Children	878	2,015	43.6%	42.9%	47.3%	58.0%
% of FP17s for the same patient ID Re-attending between 3 & 9 months - Adults	1,169	2,758	42.4%	35.8%	38.3%	50.5%
% of FP17s for Band 1 Urgent Courses	325	4,674	7.0%	10.8%	10.5%	9.0%
% of FP17s Relating to Free Repair or Replacements	23	4,674	0.5%	0.5%	0.6%	0.8%
% of FP17s Relating to Continuations	2	4,674	0.0%	0.7%	0.8%	1.1%
% of Patients satisfied with the dentistry they have received	2	2	N/A	88.9%	89.0%	91.5%
% of Patients satisfied with the time they had to wait for an appointment	2	2	N/A	81.7%	84.2%	87.9%

* This is based on patients treated on this contract for their most recent course of treatment. Figures in italics indicate the base number of FP17s or Patient Questionnaire responses are less than 100. N/A is shown where the base number of responses is less than 10 during the period. % is calculated as Quantity/Base number*100

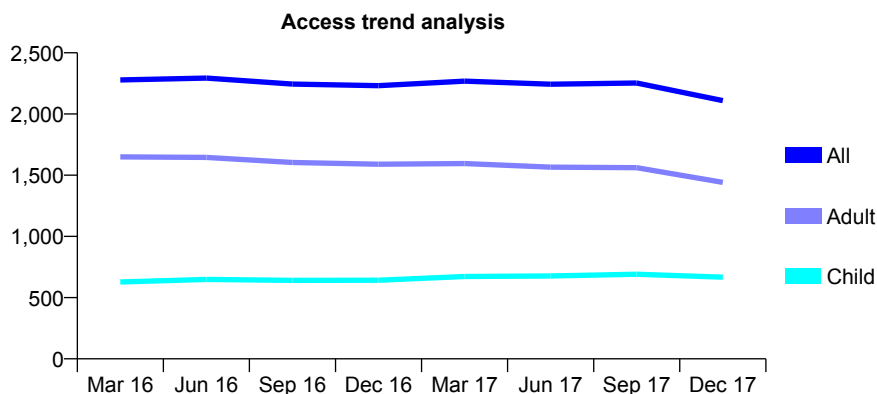
Q61 - Vital Signs At a Glance Contract Report for 150053/0001 - December 2017

Name or company name	Malli and Donnelly Dental Partnership
Contract type name	GDS Contract
Purpose of contract	General
Contract start date	01/07/2010
Contract end date	

17/18 Contracted general activity (UDA)	6,403
Carry forward general activity (UDA)	440
17/18 Contracted orthodontic activity (UOA)	0
Carry forward orthodontic activity (UOA)	0
Baseline contract value	£221,290.47

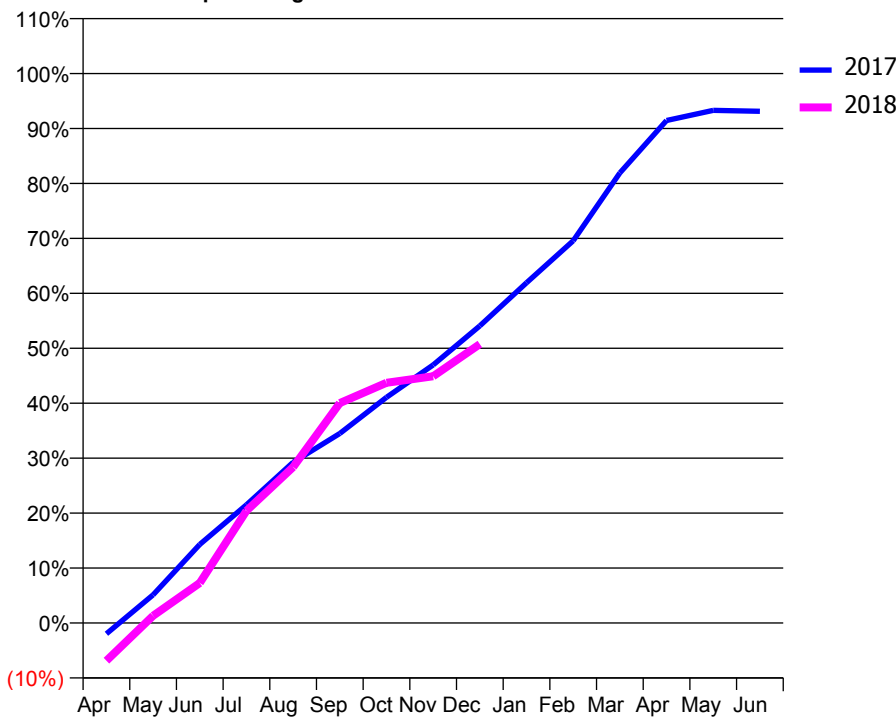
ACCESS*

Patients seen in 24 months	Total	Change since previous quarter
Quarter ending December 2016	2,232	
Quarter ending March 2017	2,268	→
Quarter ending June 2017	2,243	↓
Quarter ending September 2017	2,253	→
Quarter ending December 2017	2,109	↓
Variance since December 2016	(5.5%)	↓



ACTIVITY

Cumulative percentage of contracted UDA delivered 2017 & 2018



Month	Adjusted Scheduled Activity (UDA)	
	2017	2018
April	-127	-440
May	329	84
June	915	467
July	1,378	1,307
August	1,873	1,817
September	2,209	2,563
October	2,630	2,800
November	3,008	2,876
December	3,463	3,250
January	3,964	
February	4,455	
March	5,246	
April	5,855	
May	5,973	
June	5,963	

QUALITY

	Quantity	Base Number	Contract	AT	Region	England
% of FP17s for the same patient ID Re-attending within 3 months - Children	46	447	10.3%	10.5%	11.6%	12.0%
% of FP17s for the same patient ID Re-attending within 3 months - Adults	199	998	19.9%	16.0%	16.7%	15.9%
% of FP17s for the same patient ID Re-attending between 3 & 9 months - Children	124	447	27.7%	42.9%	47.3%	58.0%
% of FP17s for the same patient ID Re-attending between 3 & 9 months - Adults	291	998	29.2%	35.8%	38.3%	50.5%
% of FP17s for Band 1 Urgent Courses	222	1,292	17.2%	10.8%	10.5%	9.0%
% of FP17s Relating to Free Repair or Replacements	2	1,292	0.2%	0.5%	0.6%	0.8%
% of FP17s Relating to Continuations	4	1,292	0.3%	0.7%	0.8%	1.1%
% of Patients satisfied with the dentistry they have received	2	3	N/A	88.9%	89.0%	91.5%
% of Patients satisfied with the time they had to wait for an appointment	3	3	N/A	81.7%	84.2%	87.9%

* This is based on patients treated on this contract for their most recent course of treatment. Figures in italics indicate the base number of FP17s or Patient Questionnaire responses are less than 100. N/A is shown where the base number of responses is less than 10 during the period. % is calculated as Quantity/Base number*100

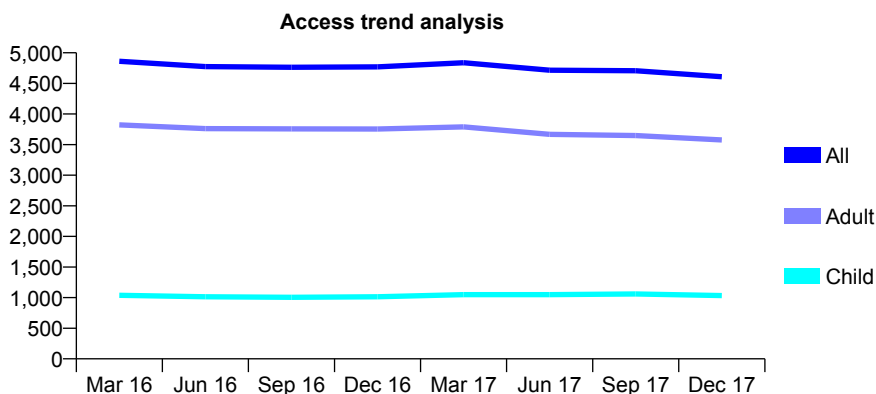
Q61 - Vital Signs At a Glance Contract Report for 150061/0001 - December 2017

Name or company name	The Garden Dental Practice
Contract type name	GDS Contract
Purpose of contract	General
Contract start date	01/07/2008
Contract end date	

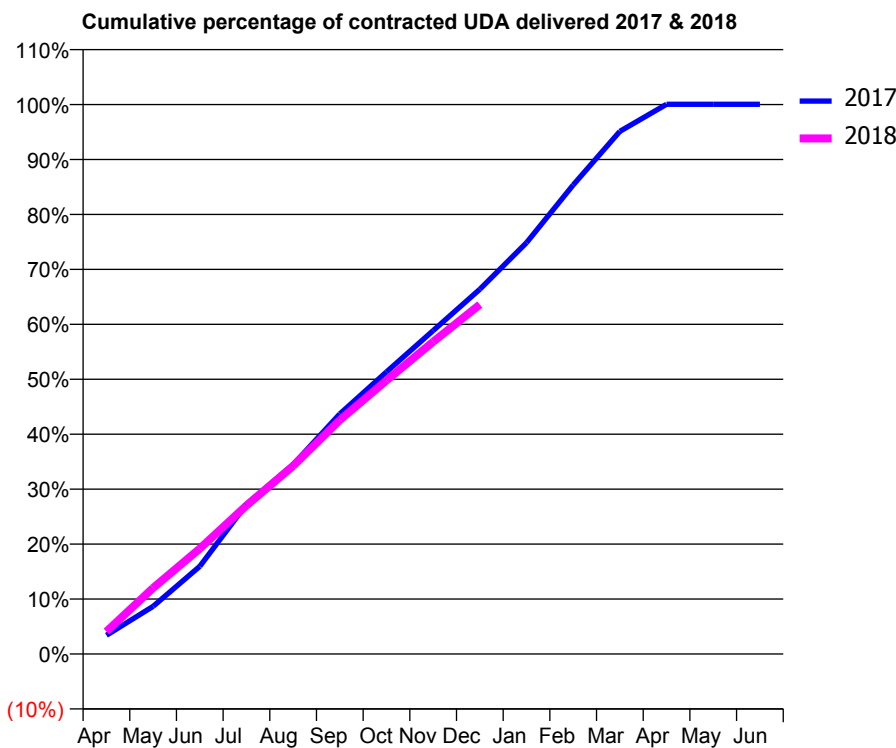
17/18 Contracted general activity (UDA)	14,522
Carry forward general activity (UDA)	-7
17/18 Contracted orthodontic activity (UOA)	0
Carry forward orthodontic activity (UOA)	0
Baseline contract value	£395,362.75

ACCESS*

Patients seen in 24 months	Total	Change since previous quarter
Quarter ending December 2016	4,770	
Quarter ending March 2017	4,838	→
Quarter ending June 2017	4,716	↓
Quarter ending September 2017	4,707	→
Quarter ending December 2017	4,610	↓
Variance since December 2016	(3.4%)	↓



ACTIVITY



Month	Adjusted Scheduled Activity (UDA)	
	2017	2018
April	497	595
May	1,259	1,746
June	2,316	2,784
July	3,957	3,924
August	5,007	4,971
September	6,344	6,182
October	7,454	7,230
November	8,546	8,251
December	9,641	9,235
January	10,870	
February	12,395	
March	13,814	
April	14,529	
May	14,529	
June	14,529	

QUALITY

	Quantity	Base Number	Contract	AT	Region	England
% of FP17s for the same patient ID Re-attending within 3 months - Children	46	940	4.9%	10.5%	11.6%	12.0%
% of FP17s for the same patient ID Re-attending within 3 months - Adults	181	2,407	7.5%	16.0%	16.7%	15.9%
% of FP17s for the same patient ID Re-attending between 3 & 9 months - Children	423	940	45.0%	42.9%	47.3%	58.0%
% of FP17s for the same patient ID Re-attending between 3 & 9 months - Adults	813	2,407	33.8%	35.8%	38.3%	50.5%
% of FP17s for Band 1 Urgent Courses	348	3,131	11.1%	10.8%	10.5%	9.0%
% of FP17s Relating to Free Repair or Replacements	3	3,131	0.1%	0.5%	0.6%	0.8%
% of FP17s Relating to Continuations	2	3,131	0.1%	0.7%	0.8%	1.1%
% of Patients satisfied with the dentistry they have received	2	3	N/A	88.9%	89.0%	91.5%
% of Patients satisfied with the time they had to wait for an appointment	3	3	N/A	81.7%	84.2%	87.9%

* This is based on patients treated on this contract for their most recent course of treatment. Figures in italics indicate the base number of FP17s or Patient Questionnaire responses are less than 100. N/A is shown where the base number of responses is less than 10 during the period. % is calculated as Quantity/Base number*100

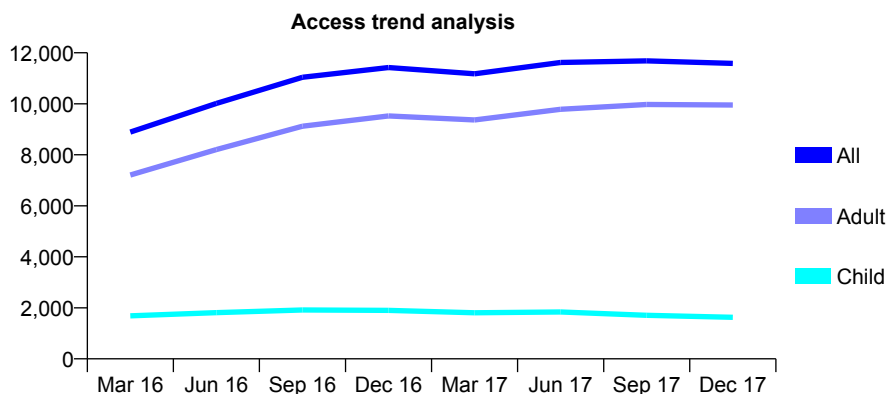
Q61 - Vital Signs At a Glance Contract Report for 150525/0001 - December 2017

Name or company name	The Nightingale Clinic
Contract type name	GDS Contract
Purpose of contract	General
Contract start date	05/09/2014
Contract end date	

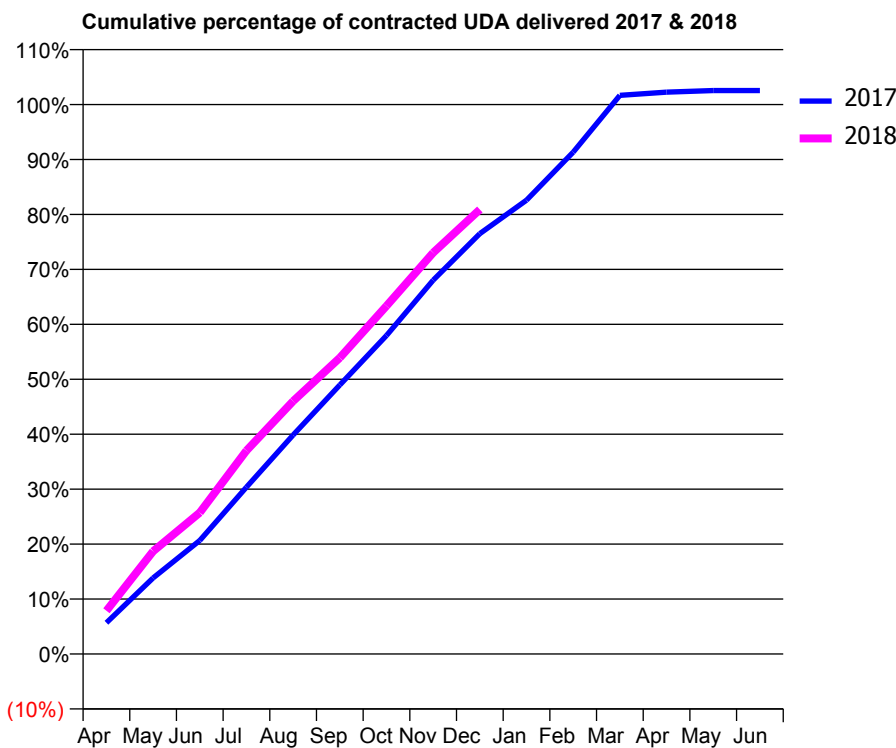
17/18 Contracted general activity (UDA)	25,573
Carry forward general activity (UDA)	-511
17/18 Contracted orthodontic activity (UOA)	0
Carry forward orthodontic activity (UOA)	0
Baseline contract value	£1,533,022.04

ACCESS*

Patients seen in 24 months	Total	Change since previous quarter
Quarter ending December 2016	11,421	
Quarter ending March 2017	11,175	↓
Quarter ending June 2017	11,623	↑
Quarter ending September 2017	11,683	→
Quarter ending December 2017	11,582	→
Variance since December 2016	1.4%	→



ACTIVITY



Month	Adjusted Scheduled Activity (UDA)	
	2017	2018
April	1,453	2,013
May	3,540	4,781
June	5,284	6,582
July	7,769	9,467
August	10,193	11,770
September	12,518	13,788
October	14,823	16,203
November	17,397	18,676
December	19,563	20,684
January	21,121	
February	23,355	
March	26,002	
April	26,146	
May	26,221	
June	26,224	

QUALITY

	Quantity	Base Number	Contract	AT	Region	England
% of FP17s for the same patient ID Re-attending within 3 months - Children	15	1,097	1.4%	10.5%	11.6%	12.0%
% of FP17s for the same patient ID Re-attending within 3 months - Adults	113	6,373	1.8%	16.0%	16.7%	15.9%
% of FP17s for the same patient ID Re-attending between 3 & 9 months - Children	9	1,097	0.8%	42.9%	47.3%	58.0%
% of FP17s for the same patient ID Re-attending between 3 & 9 months - Adults	39	6,373	0.6%	35.8%	38.3%	50.5%
% of FP17s for Band 1 Urgent Courses	0	7,323	0.0%	10.8%	10.5%	9.0%
% of FP17s Relating to Free Repair or Replacements	0	7,323	0.0%	0.5%	0.6%	0.8%
% of FP17s Relating to Continuations	43	7,323	0.6%	0.7%	0.8%	1.1%
% of Patients satisfied with the dentistry they have received	1	1	N/A	88.9%	89.0%	91.5%
% of Patients satisfied with the time they had to wait for an appointment	1	1	N/A	81.7%	84.2%	87.9%

* This is based on patients treated on this contract for their most recent course of treatment. Figures in italics indicate the base number of FP17s or Patient Questionnaire responses are less than 100. N/A is shown where the base number of responses is less than 10 during the period. % is calculated as Quantity/Base number*100

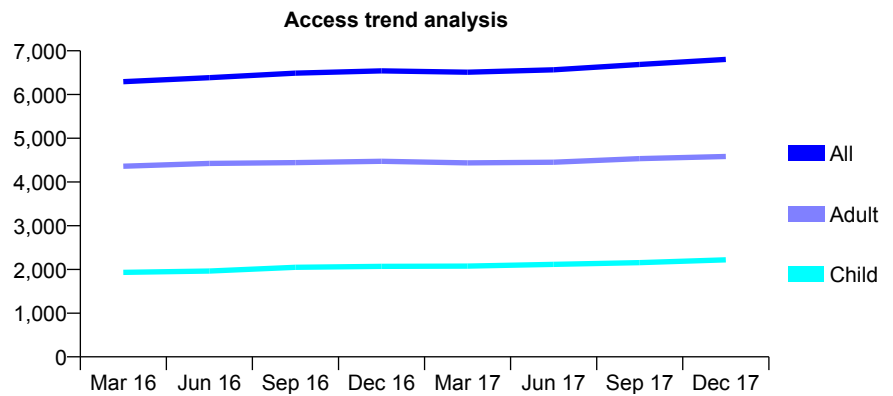
Q61 - Vital Signs At a Glance Contract Report for 151297/0001 - December 2017

Name or company name	Newham Family Dental Care Ltd
Contract type name	GDS Contract
Purpose of contract	General
Contract start date	01/04/2009
Contract end date	

17/18 Contracted general activity (UDA)	17,579
Carry forward general activity (UDA)	-352
17/18 Contracted orthodontic activity (UOA)	0
Carry forward orthodontic activity (UOA)	0
Baseline contract value	£456,540.88

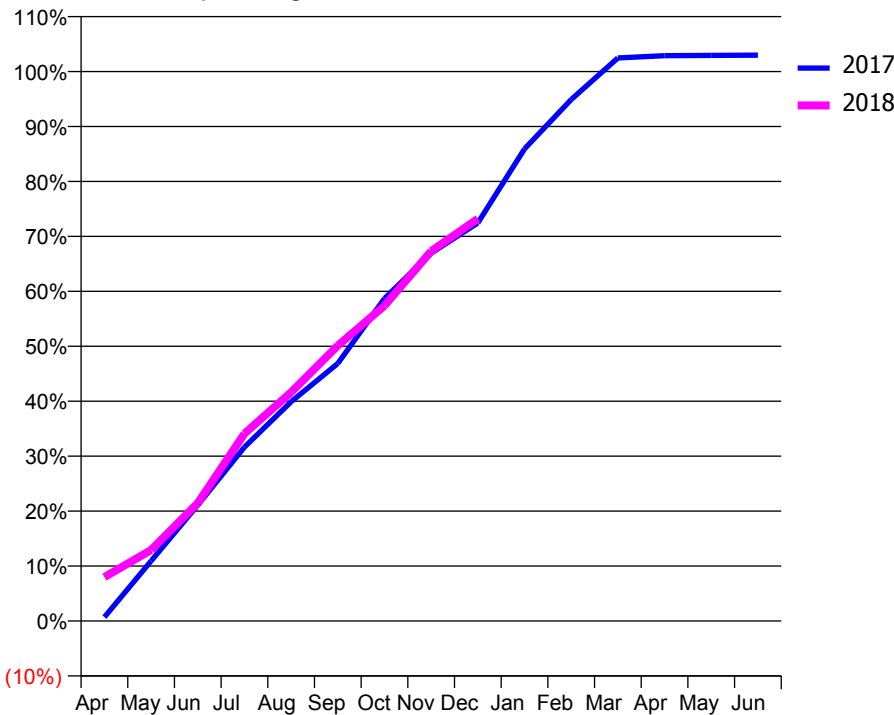
ACCESS*

Patients seen in 24 months	Total	Change since previous quarter
Quarter ending December 2016	6,541	
Quarter ending March 2017	6,511	→
Quarter ending June 2017	6,566	→
Quarter ending September 2017	6,687	→
Quarter ending December 2017	6,803	→
Variance since December 2016	4.0%	↑



ACTIVITY

Cumulative percentage of contracted UDA delivered 2017 & 2018



Month	Adjusted Scheduled Activity (UDA)	
	2017	2018
April	126	1,406
May	1,920	2,271
June	3,708	3,772
July	5,564	5,996
August	7,015	7,318
September	8,239	8,812
October	10,315	10,089
November	11,768	11,832
December	12,736	12,866
January	15,101	
February	16,683	
March	18,011	
April	18,086	
May	18,092	
June	18,100	

QUALITY

	Quantity	Base Number	Contract	AT	Region	England
% of FP17s for the same patient ID Re-attending within 3 months - Children	111	1,629	6.8%	10.5%	11.6%	12.0%
% of FP17s for the same patient ID Re-attending within 3 months - Adults	303	3,064	9.9%	16.0%	16.7%	15.9%
% of FP17s for the same patient ID Re-attending between 3 & 9 months - Children	498	1,629	30.6%	42.9%	47.3%	58.0%
% of FP17s for the same patient ID Re-attending between 3 & 9 months - Adults	817	3,064	26.7%	35.8%	38.3%	50.5%
% of FP17s for Band 1 Urgent Courses	461	4,621	10.0%	10.8%	10.5%	9.0%
% of FP17s Relating to Free Repair or Replacements	52	4,621	1.1%	0.5%	0.6%	0.8%
% of FP17s Relating to Continuations	7	4,621	0.2%	0.7%	0.8%	1.1%
% of Patients satisfied with the dentistry they have received	10	12	83.3%	88.9%	89.0%	91.5%
% of Patients satisfied with the time they had to wait for an appointment	10	12	83.3%	81.7%	84.2%	87.9%

* This is based on patients treated on this contract for their most recent course of treatment. Figures in italics indicate the base number of FP17s or Patient Questionnaire responses are less than 100. N/A is shown where the base number of responses is less than 10 during the period. % is calculated as Quantity/Base number*100

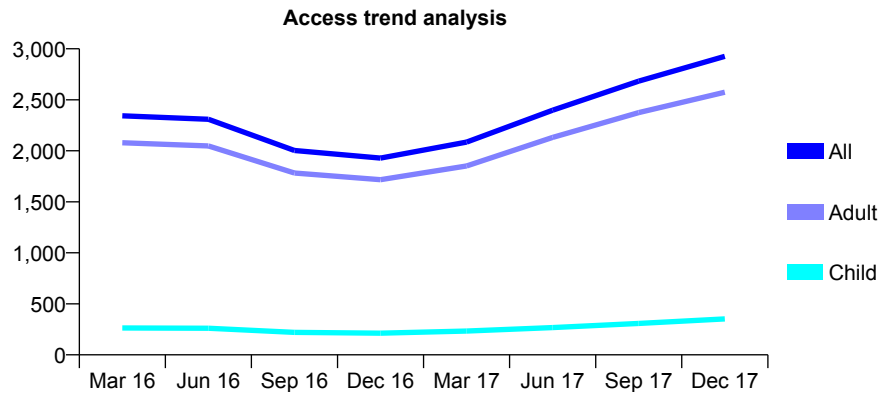
Q61 - Vital Signs At a Glance Contract Report for 151297/0002 - December 2017

Name or company name	Newham Family Dental Care Ltd
Contract type name	PDS Contract
Purpose of contract	General
Contract start date	01/04/2014
Contract end date	31/03/2024

17/18 Contracted general activity (UDA)	8,649
Carry forward general activity (UDA)	0
17/18 Contracted orthodontic activity (UOA)	0
Carry forward orthodontic activity (UOA)	0
Baseline contract value	£449,425.70

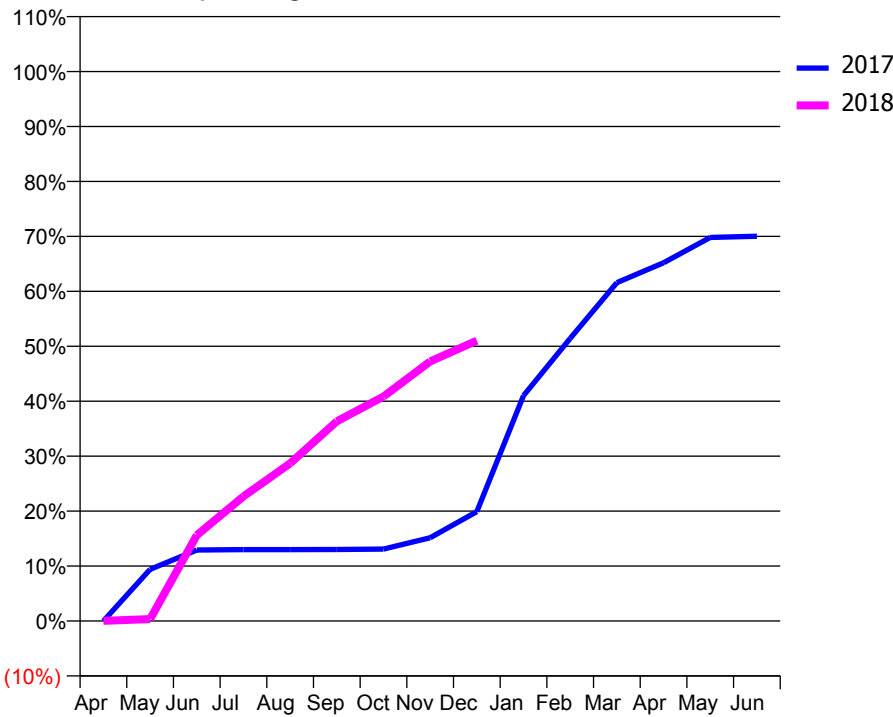
ACCESS*

Patients seen in 24 months	Total	Change since previous quarter
Quarter ending December 2016	1,929	
Quarter ending March 2017	2,085	↑
Quarter ending June 2017	2,398	↑
Quarter ending September 2017	2,683	↑
Quarter ending December 2017	2,926	↑
Variance since December 2016	51.7%	↑



ACTIVITY

Cumulative percentage of contracted UDA delivered 2017 & 2018



Month	Adjusted Scheduled Activity (UDA)	
	2017	2018
April	0	2
May	365	30
June	502	1,351
July	505	1,961
August	505	2,482
September	506	3,144
October	509	3,534
November	589	4,084
December	773	4,413
January	1,594	
February	1,998	
March	2,392	
April	2,533	
May	2,712	
June	2,720	

QUALITY

	Quantity	Base Number	Contract	AT	Region	England
% of FP17s for the same patient ID Re-attending within 3 months - Children	17	576	3.0%	10.5%	11.6%	12.0%
% of FP17s for the same patient ID Re-attending within 3 months - Adults	134	3,366	4.0%	16.0%	16.7%	15.9%
% of FP17s for the same patient ID Re-attending between 3 & 9 months - Children	2	576	0.3%	42.9%	47.3%	58.0%
% of FP17s for the same patient ID Re-attending between 3 & 9 months - Adults	55	3,366	1.6%	35.8%	38.3%	50.5%
% of FP17s for Band 1 Urgent Courses	3,651	3,667	99.6%	10.8%	10.5%	9.0%
% of FP17s Relating to Free Repair or Replacements	0	3,667	0.0%	0.5%	0.6%	0.8%
% of FP17s Relating to Continuations	0	3,667	0.0%	0.7%	0.8%	1.1%
% of Patients satisfied with the dentistry they have received	0	0	N/A	88.9%	89.0%	91.5%
% of Patients satisfied with the time they had to wait for an appointment	0	0	N/A	81.7%	84.2%	87.9%

* This is based on patients treated on this contract for their most recent course of treatment. Figures in italics indicate the base number of FP17s or Patient Questionnaire responses are less than 100. N/A is shown where the base number of responses is less than 10 during the period. % is calculated as Quantity/Base number*100

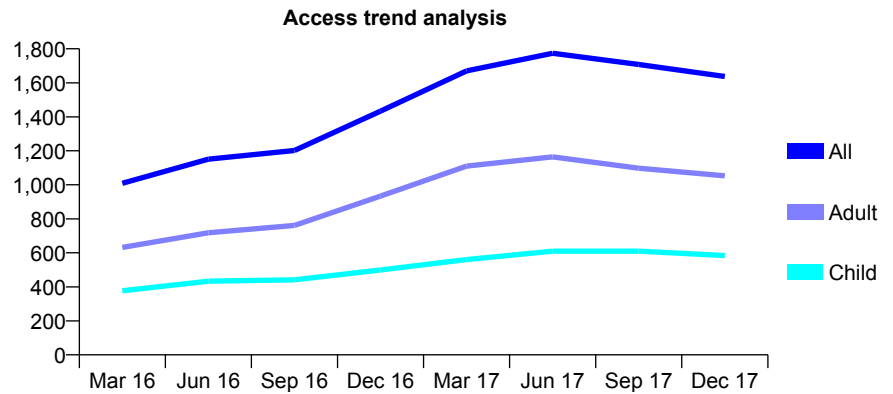
Q61 - Vital Signs At a Glance Contract Report for 153338/0001 - December 2017

Name or company name	Orchard Dental Practice
Contract type name	GDS Contract
Purpose of contract	General
Contract start date	01/07/2015
Contract end date	

17/18 Contracted general activity (UDA)	4,645
Carry forward general activity (UDA)	-93
17/18 Contracted orthodontic activity (UOA)	0
Carry forward orthodontic activity (UOA)	0
Baseline contract value	£164,406.56

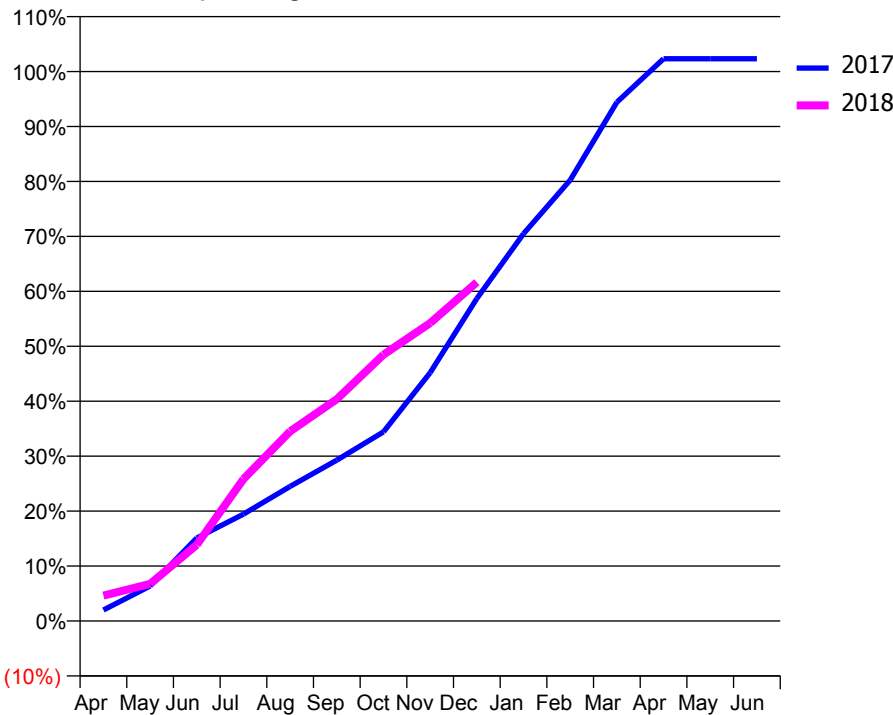
ACCESS*

Patients seen in 24 months	Total	Change since previous quarter
Quarter ending December 2016	1,433	
Quarter ending March 2017	1,670	↑
Quarter ending June 2017	1,774	↑
Quarter ending September 2017	1,708	↓
Quarter ending December 2017	1,637	↓
Variance since December 2016	14.2%	↑



ACTIVITY

Cumulative percentage of contracted UDA delivered 2017 & 2018



Month	Adjusted Scheduled Activity (UDA)	
	2017	2018
April	93	215
May	296	314
June	702	644
July	903	1,199
August	1,138	1,604
September	1,360	1,875
October	1,599	2,252
November	2,100	2,519
December	2,726	2,863
January	3,273	
February	3,727	
March	4,386	
April	4,753	
May	4,753	
June	4,753	

QUALITY

	Quantity	Base Number	Contract	AT	Region	England
% of FP17s for the same patient ID Re-attending within 3 months - Children	38	520	7.3%	10.5%	11.6%	12.0%
% of FP17s for the same patient ID Re-attending within 3 months - Adults	194	877	22.1%	16.0%	16.7%	15.9%
% of FP17s for the same patient ID Re-attending between 3 & 9 months - Children	234	520	45.0%	42.9%	47.3%	58.0%
% of FP17s for the same patient ID Re-attending between 3 & 9 months - Adults	322	877	36.7%	35.8%	38.3%	50.5%
% of FP17s for Band 1 Urgent Courses	238	1,272	18.7%	10.8%	10.5%	9.0%
% of FP17s Relating to Free Repair or Replacements	4	1,272	0.3%	0.5%	0.6%	0.8%
% of FP17s Relating to Continuations	1	1,272	0.1%	0.7%	0.8%	1.1%
% of Patients satisfied with the dentistry they have received	1	1	N/A	88.9%	89.0%	91.5%
% of Patients satisfied with the time they had to wait for an appointment	1	1	N/A	81.7%	84.2%	87.9%

* This is based on patients treated on this contract for their most recent course of treatment. Figures in italics indicate the base number of FP17s or Patient Questionnaire responses are less than 100. N/A is shown where the base number of responses is less than 10 during the period. % is calculated as Quantity/Base number*100

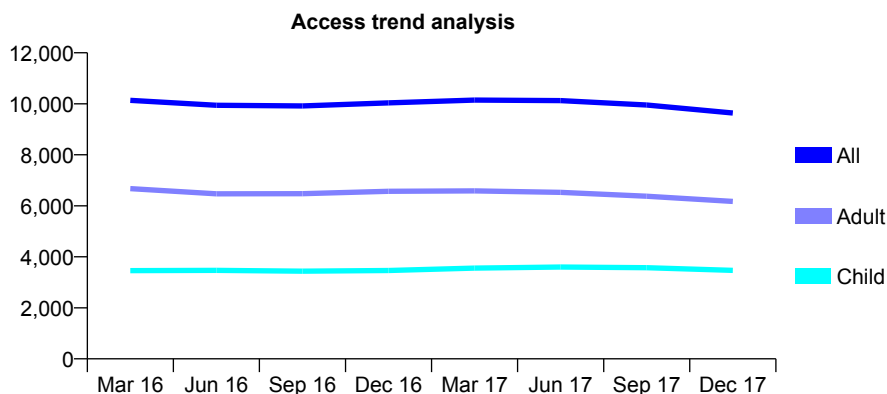
Q61 - Vital Signs At a Glance Contract Report for 153710/0001 - December 2017

Name or company name	Inspire Dental Dagenham Ltd
Contract type name	GDS Contract
Purpose of contract	General and Orthodontic
Contract start date	01/12/2007
Contract end date	

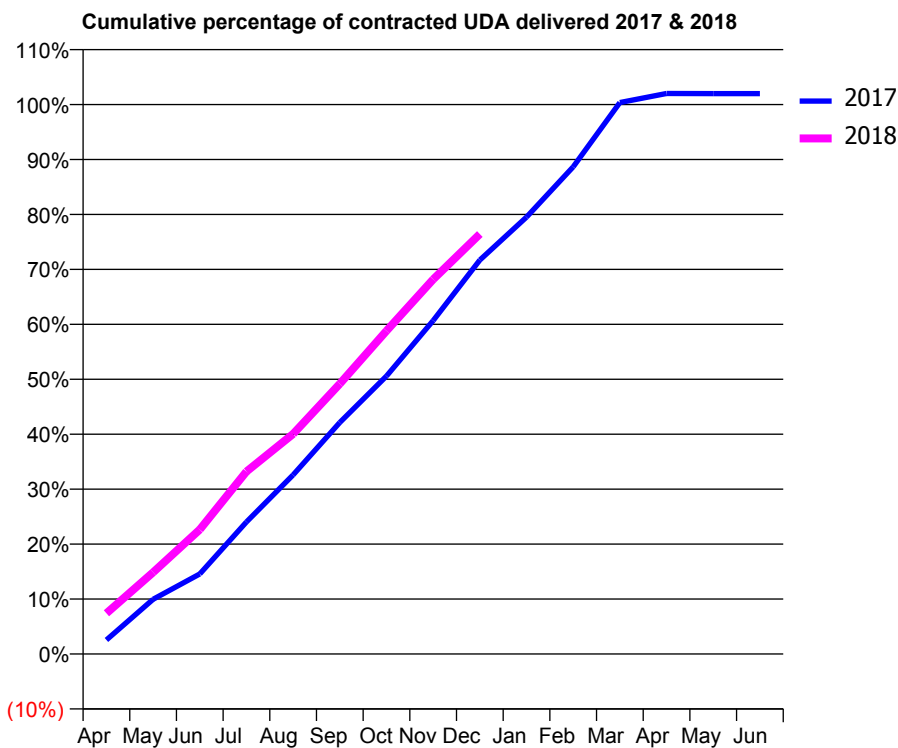
17/18 Contracted general activity (UDA)	28,268
Carry forward general activity (UDA)	-558
17/18 Contracted orthodontic activity (UOA)	2,513
Carry forward orthodontic activity (UOA)	-50
Baseline contract value	£930,957.98

ACCESS*

Patients seen in 24 months	Total	Change since previous quarter
Quarter ending December 2016	10,034	
Quarter ending March 2017	10,146	→
Quarter ending June 2017	10,124	→
Quarter ending September 2017	9,952	↓
Quarter ending December 2017	9,639	↓
Variance since December 2016	(3.9%)	↓



ACTIVITY



Month	Adjusted Scheduled Activity (UDA)	
	2017	2018
April	725	2,094
May	2,818	4,203
June	4,121	6,407
July	6,792	9,390
August	9,214	11,325
September	11,914	13,898
October	14,302	16,628
November	17,153	19,271
December	20,267	21,602
January	22,476	
February	25,064	
March	28,369	
April	28,835	
May	28,825	
June	28,826	

QUALITY

	Quantity	Base Number	Contract	AT	Region	England
% of FP17s for the same patient ID Re-attending within 3 months - Children	256	3,408	7.5%	10.5%	11.6%	12.0%
% of FP17s for the same patient ID Re-attending within 3 months - Adults	553	4,749	11.6%	16.0%	16.7%	15.9%
% of FP17s for the same patient ID Re-attending between 3 & 9 months - Children	1,840	3,408	54.0%	42.9%	47.3%	58.0%
% of FP17s for the same patient ID Re-attending between 3 & 9 months - Adults	2,070	4,749	43.6%	35.8%	38.3%	50.5%
% of FP17s for Band 1 Urgent Courses	453	7,658	5.9%	10.8%	10.5%	9.0%
% of FP17s Relating to Free Repair or Replacements	38	7,658	0.5%	0.5%	0.6%	0.8%
% of FP17s Relating to Continuations	26	7,658	0.3%	0.7%	0.8%	1.1%
% of Patients satisfied with the dentistry they have received	2	3	N/A	88.9%	89.0%	91.5%
% of Patients satisfied with the time they had to wait for an appointment	3	3	N/A	81.7%	84.2%	87.9%

* This is based on patients treated on this contract for their most recent course of treatment. Figures in italics indicate the base number of FP17s or Patient Questionnaire responses are less than 100. N/A is shown where the base number of responses is less than 10 during the period. % is calculated as Quantity/Base number*100

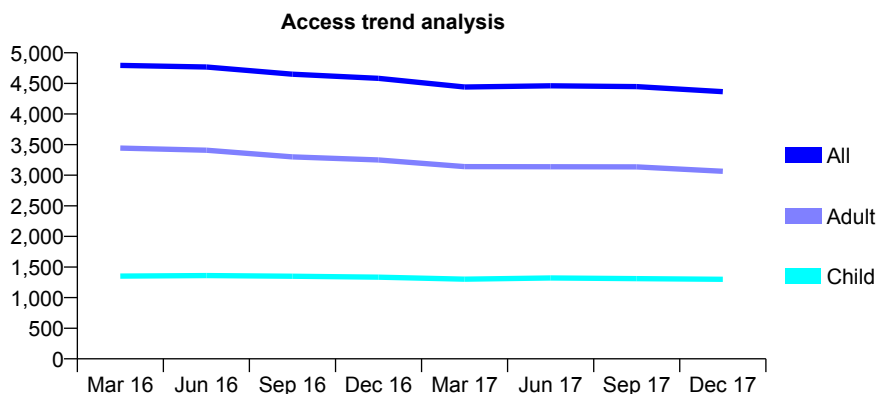
Q61 - Vital Signs At a Glance Contract Report for 158615/0001 - December 2017

Name or company name	Mr R NAidu and Mrs P Naidu
Contract type name	GDS Contract
Purpose of contract	General
Contract start date	01/04/2010
Contract end date	

17/18 Contracted general activity (UDA)	12,066
Carry forward general activity (UDA)	0
17/18 Contracted orthodontic activity (UOA)	0
Carry forward orthodontic activity (UOA)	0
Baseline contract value	£329,702.84

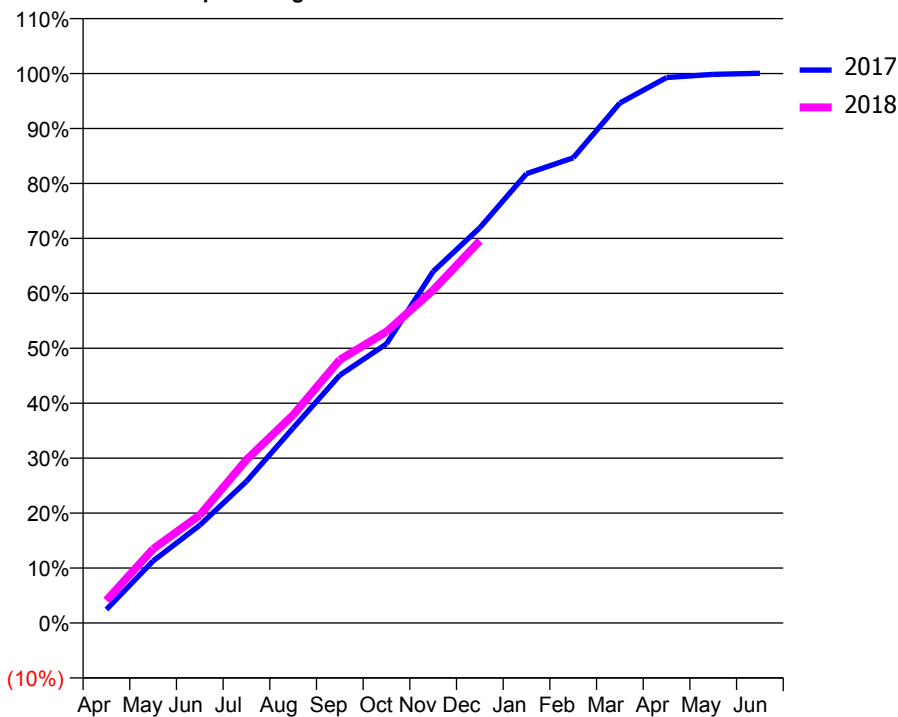
ACCESS*

Patients seen in 24 months	Total	Change since previous quarter
Quarter ending December 2016	4,583	
Quarter ending March 2017	4,442	↓
Quarter ending June 2017	4,461	→
Quarter ending September 2017	4,447	→
Quarter ending December 2017	4,364	↓
Variance since December 2016	(4.8%)	↓



ACTIVITY

Cumulative percentage of contracted UDA delivered 2017 & 2018



Month	Adjusted Scheduled Activity (UDA)	
	2017	2018
April	298	496
May	1,363	1,627
June	2,148	2,371
July	3,110	3,586
August	4,283	4,568
September	5,442	5,783
October	6,129	6,395
November	7,719	7,311
December	8,680	8,393
January	9,866	
February	10,216	
March	11,417	
April	11,977	
May	12,049	
June	12,072	

QUALITY

	Quantity	Base Number	Contract	AT	Region	England
% of FP17s for the same patient ID Re-attending within 3 months - Children	102	1,336	7.6%	10.5%	11.6%	12.0%
% of FP17s for the same patient ID Re-attending within 3 months - Adults	311	2,947	10.6%	16.0%	16.7%	15.9%
% of FP17s for the same patient ID Re-attending between 3 & 9 months - Children	731	1,336	54.7%	42.9%	47.3%	58.0%
% of FP17s for the same patient ID Re-attending between 3 & 9 months - Adults	1,617	2,947	54.9%	35.8%	38.3%	50.5%
% of FP17s for Band 1 Urgent Courses	264	4,012	6.6%	10.8%	10.5%	9.0%
% of FP17s Relating to Free Repair or Replacements	29	4,012	0.7%	0.5%	0.6%	0.8%
% of FP17s Relating to Continuations	21	4,012	0.5%	0.7%	0.8%	1.1%
% of Patients satisfied with the dentistry they have received	3	3	N/A	88.9%	89.0%	91.5%
% of Patients satisfied with the time they had to wait for an appointment	3	3	N/A	81.7%	84.2%	87.9%

* This is based on patients treated on this contract for their most recent course of treatment. Figures in italics indicate the base number of FP17s or Patient Questionnaire responses are less than 100. N/A is shown where the base number of responses is less than 10 during the period. % is calculated as Quantity/Base number*100

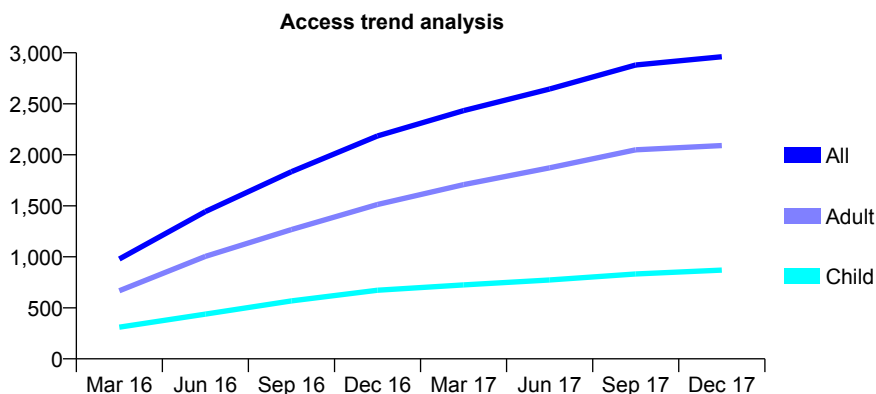
Q61 - Vital Signs At a Glance Contract Report for 158860/0001 - December 2017

Name or company name	Ashish Patel
Contract type name	GDS Contract
Purpose of contract	General
Contract start date	01/11/2015
Contract end date	

17/18 Contracted general activity (UDA)	6,902
Carry forward general activity (UDA)	-138
17/18 Contracted orthodontic activity (UOA)	0
Carry forward orthodontic activity (UOA)	0
Baseline contract value	£277,888.95

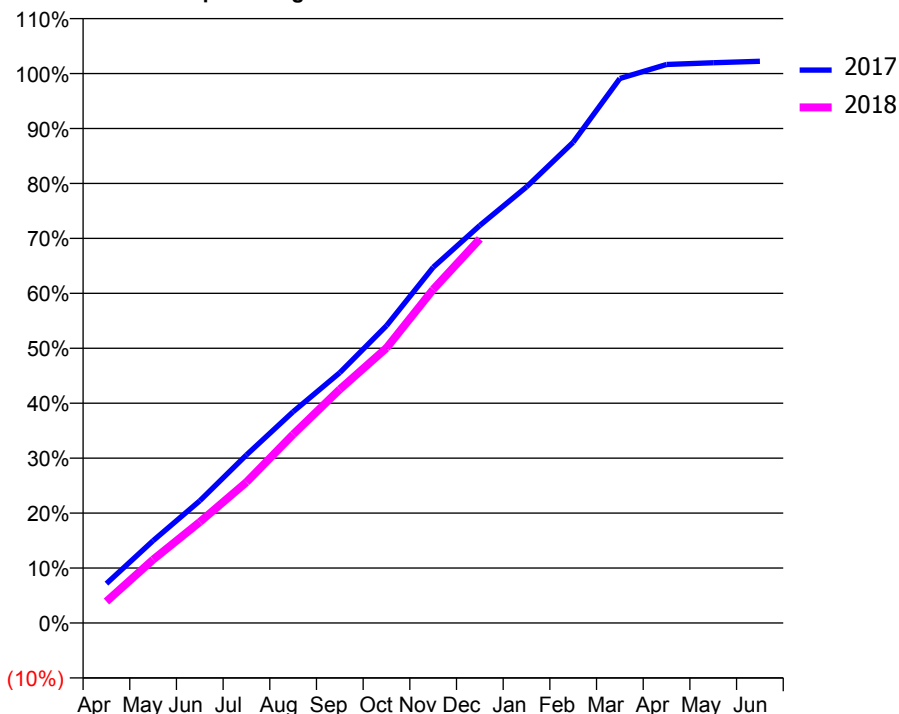
ACCESS*

Patients seen in 24 months	Total	Change since previous quarter
Quarter ending December 2016	2,185	
Quarter ending March 2017	2,433	↑
Quarter ending June 2017	2,645	↑
Quarter ending September 2017	2,881	↑
Quarter ending December 2017	2,961	↑
Variance since December 2016	35.5%	↑



ACTIVITY

Cumulative percentage of contracted UDA delivered 2017 & 2018



Month	Adjusted Scheduled Activity (UDA)	
	2017	2018
April	495	271
May	1,035	796
June	1,534	1,268
July	2,111	1,769
August	2,653	2,370
September	3,145	2,936
October	3,734	3,454
November	4,468	4,189
December	4,993	4,825
January	5,478	
February	6,039	
March	6,839	
April	7,016	
May	7,038	
June	7,056	

QUALITY

	Quantity	Base Number	Contract	AT	Region	England
% of FP17s for the same patient ID Re-attending within 3 months - Children	56	591	9.5%	10.5%	11.6%	12.0%
% of FP17s for the same patient ID Re-attending within 3 months - Adults	201	1,396	14.4%	16.0%	16.7%	15.9%
% of FP17s for the same patient ID Re-attending between 3 & 9 months - Children	127	591	21.5%	42.9%	47.3%	58.0%
% of FP17s for the same patient ID Re-attending between 3 & 9 months - Adults	267	1,396	19.1%	35.8%	38.3%	50.5%
% of FP17s for Band 1 Urgent Courses	285	1,905	15.0%	10.8%	10.5%	9.0%
% of FP17s Relating to Free Repair or Replacements	2	1,905	0.1%	0.5%	0.6%	0.8%
% of FP17s Relating to Continuations	10	1,905	0.5%	0.7%	0.8%	1.1%
% of Patients satisfied with the dentistry they have received	1	1	N/A	88.9%	89.0%	91.5%
% of Patients satisfied with the time they had to wait for an appointment	1	1	N/A	81.7%	84.2%	87.9%

* This is based on patients treated on this contract for their most recent course of treatment. Figures in italics indicate the base number of FP17s or Patient Questionnaire responses are less than 100. N/A is shown where the base number of responses is less than 10 during the period. % is calculated as Quantity/Base number*100

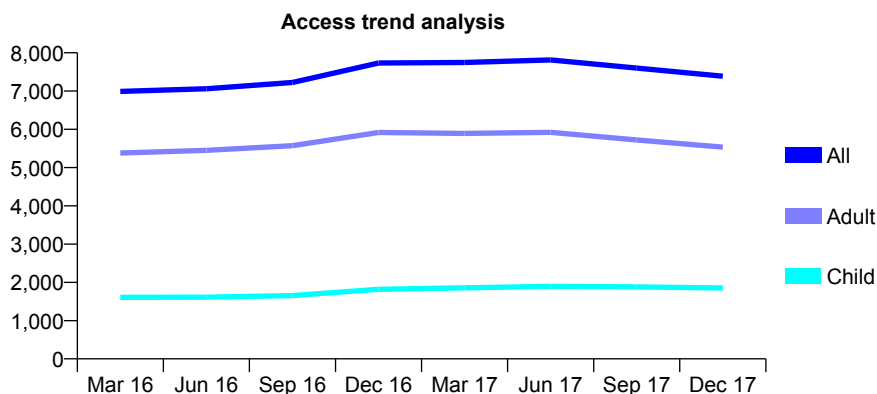
Q61 - Vital Signs At a Glance Contract Report for 159050/0001 - December 2017

Name or company name	THE HARROW DENTAL PRACTICE LIMIT
Contract type name	GDS Contract
Purpose of contract	General
Contract start date	01/04/2011
Contract end date	

17/18 Contracted general activity (UDA)	19,469
Carry forward general activity (UDA)	327
17/18 Contracted orthodontic activity (UOA)	0
Carry forward orthodontic activity (UOA)	0
Baseline contract value	£507,076.51

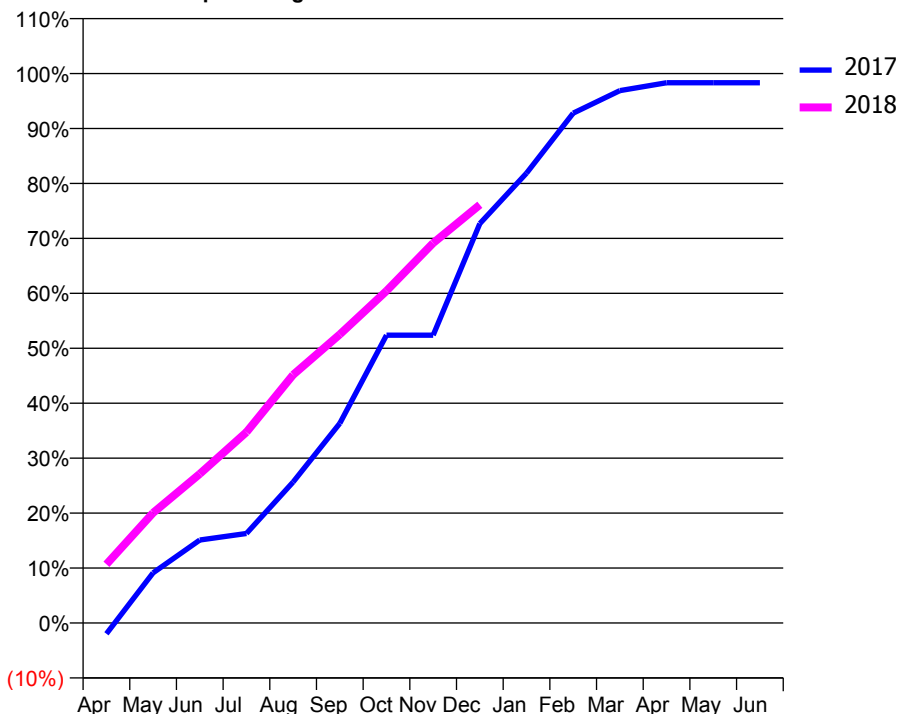
ACCESS*

Patients seen in 24 months	Total	Change since previous quarter
Quarter ending December 2016	7,735	
Quarter ending March 2017	7,749	→
Quarter ending June 2017	7,815	→
Quarter ending September 2017	7,601	↓
Quarter ending December 2017	7,389	↓
Variance since December 2016	(4.5%)	↓



ACTIVITY

Cumulative percentage of contracted UDA delivered 2017 & 2018



Month	Adjusted Scheduled Activity (UDA)	
	2017	2018
April	-385	2,082
May	1,777	3,907
June	2,940	5,283
July	3,173	6,762
August	4,997	8,794
September	7,075	10,225
October	10,196	11,765
November	10,196	13,462
December	14,152	14,818
January	15,937	
February	18,064	
March	18,864	
April	19,143	
May	19,142	
June	19,142	

QUALITY

	Quantity	Base Number	Contract	AT	Region	England
% of FP17s for the same patient ID Re-attending within 3 months - Children	91	1,999	4.6%	10.5%	11.6%	12.0%
% of FP17s for the same patient ID Re-attending within 3 months - Adults	602	5,415	11.1%	16.0%	16.7%	15.9%
% of FP17s for the same patient ID Re-attending between 3 & 9 months - Children	1,145	1,999	57.3%	42.9%	47.3%	58.0%
% of FP17s for the same patient ID Re-attending between 3 & 9 months - Adults	3,153	5,415	58.2%	35.8%	38.3%	50.5%
% of FP17s for Band 1 Urgent Courses	243	7,238	3.4%	10.8%	10.5%	9.0%
% of FP17s Relating to Free Repair or Replacements	88	7,238	1.2%	0.5%	0.6%	0.8%
% of FP17s Relating to Continuations	133	7,238	1.8%	0.7%	0.8%	1.1%
% of Patients satisfied with the dentistry they have received	4	6	N/A	88.9%	89.0%	91.5%
% of Patients satisfied with the time they had to wait for an appointment	4	6	N/A	81.7%	84.2%	87.9%

* This is based on patients treated on this contract for their most recent course of treatment. Figures in italics indicate the base number of FP17s or Patient Questionnaire responses are less than 100. N/A is shown where the base number of responses is less than 10 during the period. % is calculated as Quantity/Base number*100

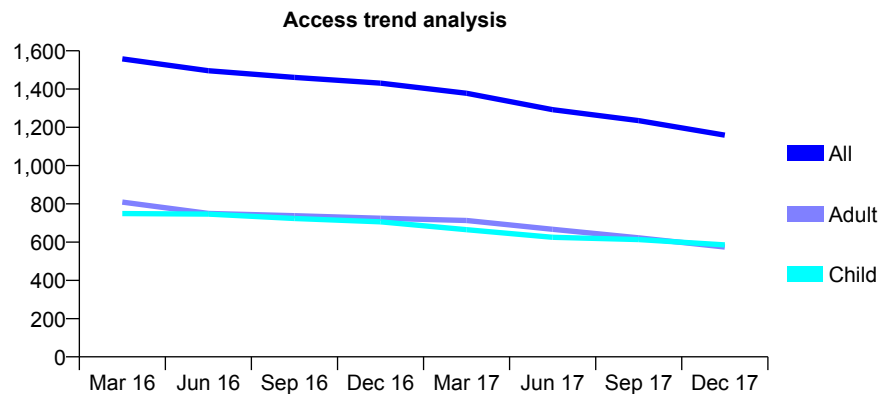
Q61 - Vital Signs At a Glance Contract Report for 159557/0001 - December 2017

Name or company name	Ilford Lane Family Dental Surgery
Contract type name	GDS Contract
Purpose of contract	General
Contract start date	01/04/2013
Contract end date	

17/18 Contracted general activity (UDA)	4,998
Carry forward general activity (UDA)	79
17/18 Contracted orthodontic activity (UOA)	0
Carry forward orthodontic activity (UOA)	0
Baseline contract value	£172,709.24

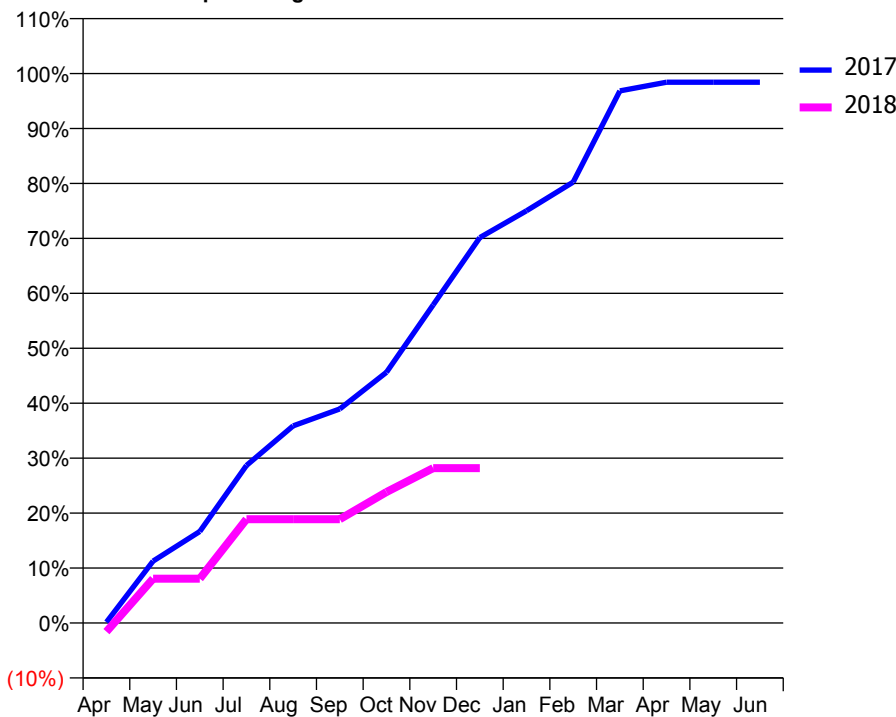
ACCESS*

Patients seen in 24 months	Total	Change since previous quarter
Quarter ending December 2016	1,431	
Quarter ending March 2017	1,378	↓
Quarter ending June 2017	1,292	↓
Quarter ending September 2017	1,235	↓
Quarter ending December 2017	1,159	↓
Variance since December 2016	(19.0%)	↓



ACTIVITY

Cumulative percentage of contracted UDA delivered 2017 & 2018



Month	Adjusted Scheduled Activity (UDA)	
	2017	2018
April	8	-79
May	563	403
June	833	403
July	1,433	944
August	1,793	944
September	1,948	944
October	2,280	1,192
November	2,893	1,408
December	3,506	1,408
January	3,749	
February	4,010	
March	4,839	
April	4,919	
May	4,919	
June	4,919	

QUALITY

	Quantity	Base Number	Contract	AT	Region	England
% of FP17s for the same patient ID Re-attending within 3 months - Children	30	278	10.8%	10.5%	11.6%	12.0%
% of FP17s for the same patient ID Re-attending within 3 months - Adults	66	284	23.2%	16.0%	16.7%	15.9%
% of FP17s for the same patient ID Re-attending between 3 & 9 months - Children	72	278	25.9%	42.9%	47.3%	58.0%
% of FP17s for the same patient ID Re-attending between 3 & 9 months - Adults	67	284	23.6%	35.8%	38.3%	50.5%
% of FP17s for Band 1 Urgent Courses	142	553	25.7%	10.8%	10.5%	9.0%
% of FP17s Relating to Free Repair or Replacements	0	553	0.0%	0.5%	0.6%	0.8%
% of FP17s Relating to Continuations	0	553	0.0%	0.7%	0.8%	1.1%
% of Patients satisfied with the dentistry they have received	0	0	N/A	88.9%	89.0%	91.5%
% of Patients satisfied with the time they had to wait for an appointment	0	0	N/A	81.7%	84.2%	87.9%

* This is based on patients treated on this contract for their most recent course of treatment. Figures in italics indicate the base number of FP17s or Patient Questionnaire responses are less than 100. N/A is shown where the base number of responses is less than 10 during the period. % is calculated as Quantity/Base number*100

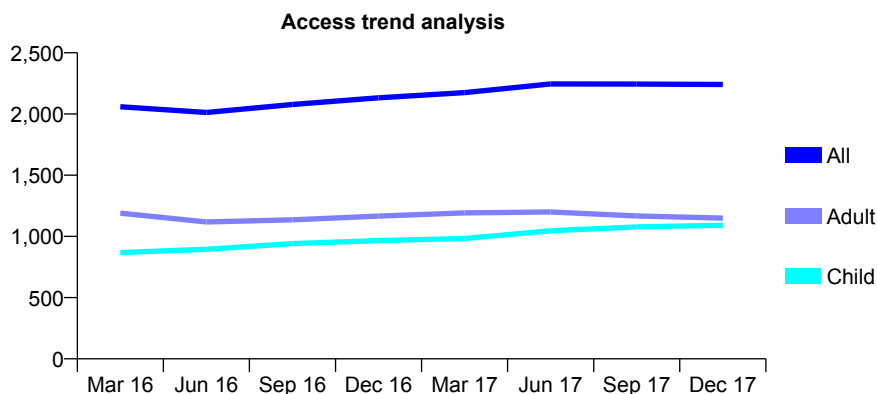
Q61 - Vital Signs At a Glance Contract Report for 160946/0001 - December 2017

Name or company name	Drs Landau & Lauffer
Contract type name	GDS Contract
Purpose of contract	General
Contract start date	08/02/2014
Contract end date	

17/18 Contracted general activity (UDA)	6,500
Carry forward general activity (UDA)	-14
17/18 Contracted orthodontic activity (UOA)	0
Carry forward orthodontic activity (UOA)	0
Baseline contract value	£176,961.74

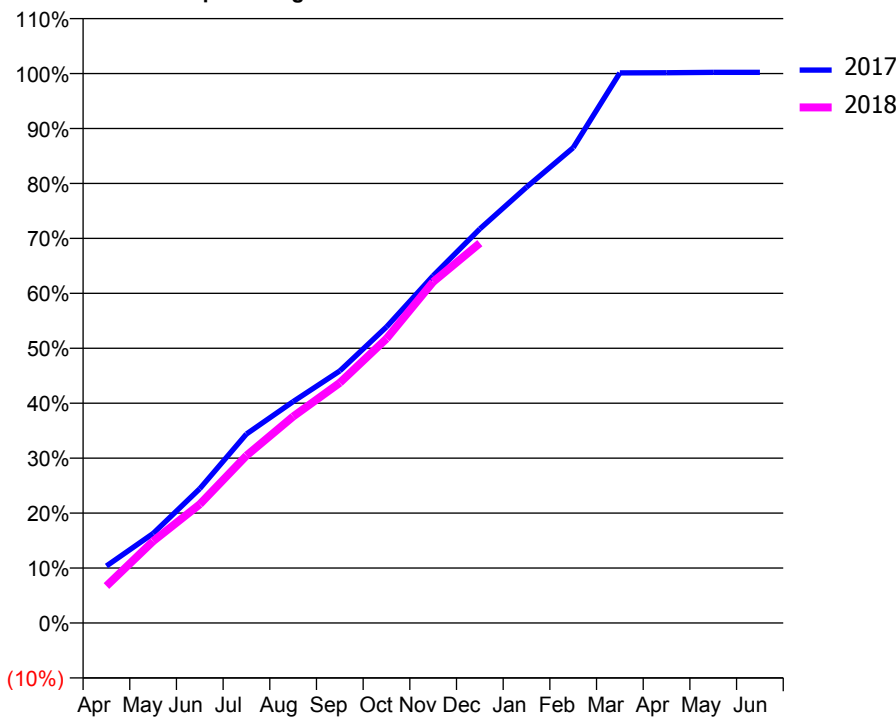
ACCESS*

Patients seen in 24 months	Total	Change since previous quarter
Quarter ending December 2016	2,132	
Quarter ending March 2017	2,175	↑
Quarter ending June 2017	2,246	↑
Quarter ending September 2017	2,245	→
Quarter ending December 2017	2,241	→
Variance since December 2016	5.1%	↑



ACTIVITY

Cumulative percentage of contracted UDA delivered 2017 & 2018



Month	Adjusted Scheduled Activity (UDA)	
	2017	2018
April	675	438
May	1,059	967
June	1,589	1,404
July	2,236	1,981
August	2,619	2,443
September	2,982	2,841
October	3,503	3,363
November	4,108	4,035
December	4,662	4,494
January	5,155	
February	5,622	
March	6,507	
April	6,508	
May	6,514	
June	6,514	

QUALITY

	Quantity	Base Number	Contract	AT	Region	England
% of FP17s for the same patient ID Re-attending within 3 months - Children	53	1,023	5.2%	10.5%	11.6%	12.0%
% of FP17s for the same patient ID Re-attending within 3 months - Adults	144	796	18.1%	16.0%	16.7%	15.9%
% of FP17s for the same patient ID Re-attending between 3 & 9 months - Children	472	1,023	46.1%	42.9%	47.3%	58.0%
% of FP17s for the same patient ID Re-attending between 3 & 9 months - Adults	260	796	32.7%	35.8%	38.3%	50.5%
% of FP17s for Band 1 Urgent Courses	148	1,814	8.2%	10.8%	10.5%	9.0%
% of FP17s Relating to Free Repair or Replacements	1	1,814	0.1%	0.5%	0.6%	0.8%
% of FP17s Relating to Continuations	1	1,814	0.1%	0.7%	0.8%	1.1%
% of Patients satisfied with the dentistry they have received	0	1	N/A	88.9%	89.0%	91.5%
% of Patients satisfied with the time they had to wait for an appointment	0	1	N/A	81.7%	84.2%	87.9%

* This is based on patients treated on this contract for their most recent course of treatment. Figures in italics indicate the base number of FP17s or Patient Questionnaire responses are less than 100. N/A is shown where the base number of responses is less than 10 during the period. % is calculated as Quantity/Base number*100

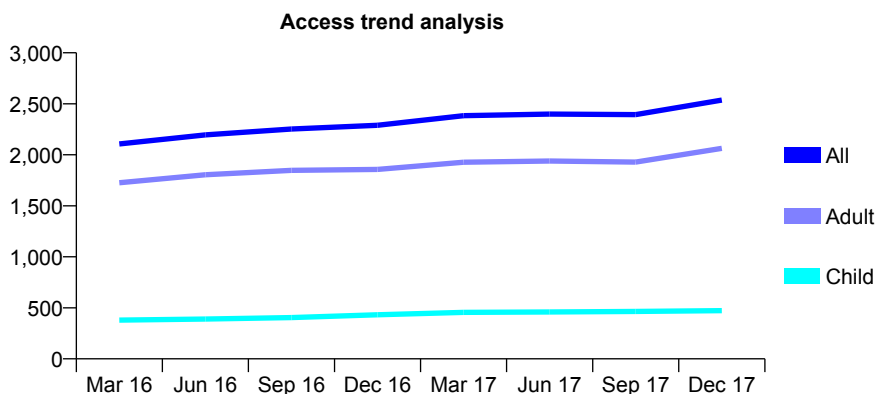
Q61 - Vital Signs At a Glance Contract Report for 161462/0001 - December 2017

Name or company name	NEWHAM FAMILY DENTAL CARE LTD
Contract type name	GDS Contract
Purpose of contract	General
Contract start date	15/10/2012
Contract end date	

17/18 Contracted general activity (UDA)	6,000
Carry forward general activity (UDA)	0
17/18 Contracted orthodontic activity (UOA)	0
Carry forward orthodontic activity (UOA)	0
Baseline contract value	£183,120.05

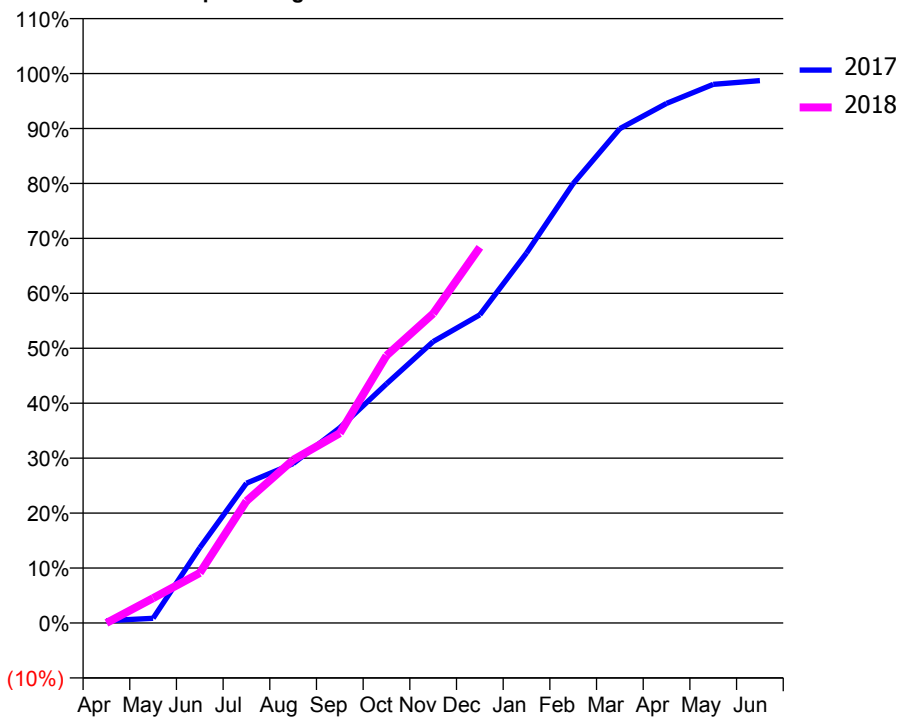
ACCESS*

Patients seen in 24 months	Total	Change since previous quarter
Quarter ending December 2016	2,289	
Quarter ending March 2017	2,384	↑
Quarter ending June 2017	2,399	→
Quarter ending September 2017	2,394	→
Quarter ending December 2017	2,536	↑
Variance since December 2016	10.8%	↑



ACTIVITY

Cumulative percentage of contracted UDA delivered 2017 & 2018



Month	Adjusted Scheduled Activity (UDA)	
	2017	2018
April	25	0
May	52	271
June	822	547
July	1,527	1,331
August	1,741	1,781
September	2,132	2,073
October	2,612	2,920
November	3,072	3,379
December	3,365	4,102
January	4,039	
February	4,798	
March	5,398	
April	5,674	
May	5,881	
June	5,923	

QUALITY

	Quantity	Base Number	Contract	AT	Region	England
% of FP17s for the same patient ID Re-attending within 3 months - Children	31	389	8.0%	10.5%	11.6%	12.0%
% of FP17s for the same patient ID Re-attending within 3 months - Adults	147	1,500	9.8%	16.0%	16.7%	15.9%
% of FP17s for the same patient ID Re-attending between 3 & 9 months - Children	157	389	40.4%	42.9%	47.3%	58.0%
% of FP17s for the same patient ID Re-attending between 3 & 9 months - Adults	385	1,500	25.7%	35.8%	38.3%	50.5%
% of FP17s for Band 1 Urgent Courses	330	1,733	19.0%	10.8%	10.5%	9.0%
% of FP17s Relating to Free Repair or Replacements	16	1,733	0.9%	0.5%	0.6%	0.8%
% of FP17s Relating to Continuations	1	1,733	0.1%	0.7%	0.8%	1.1%
% of Patients satisfied with the dentistry they have received	2	2	N/A	88.9%	89.0%	91.5%
% of Patients satisfied with the time they had to wait for an appointment	2	2	N/A	81.7%	84.2%	87.9%

* This is based on patients treated on this contract for their most recent course of treatment. Figures in italics indicate the base number of FP17s or Patient Questionnaire responses are less than 100. N/A is shown where the base number of responses is less than 10 during the period. % is calculated as Quantity/Base number*100

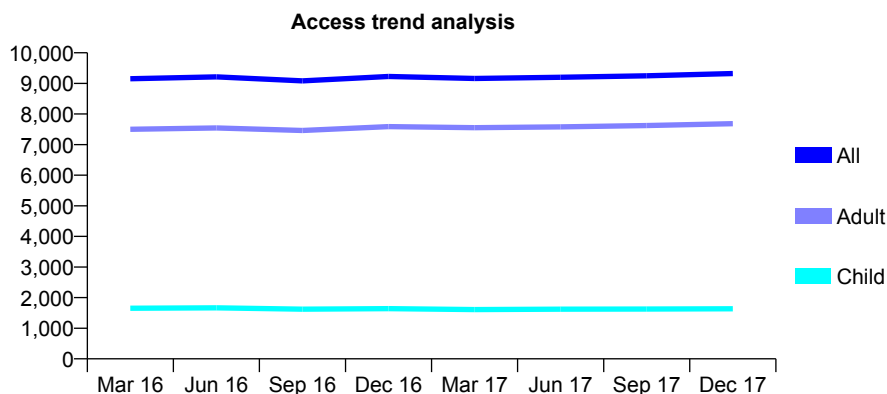
Q61 - Vital Signs At a Glance Contract Report for 162574/0001 - December 2017

Name or company name	10 Hall Lane Dental Practice Ltd
Contract type name	GDS Contract
Purpose of contract	General
Contract start date	01/04/2010
Contract end date	

17/18 Contracted general activity (UDA)	21,964
Carry forward general activity (UDA)	-319
17/18 Contracted orthodontic activity (UOA)	0
Carry forward orthodontic activity (UOA)	0
Baseline contract value	£713,847.00

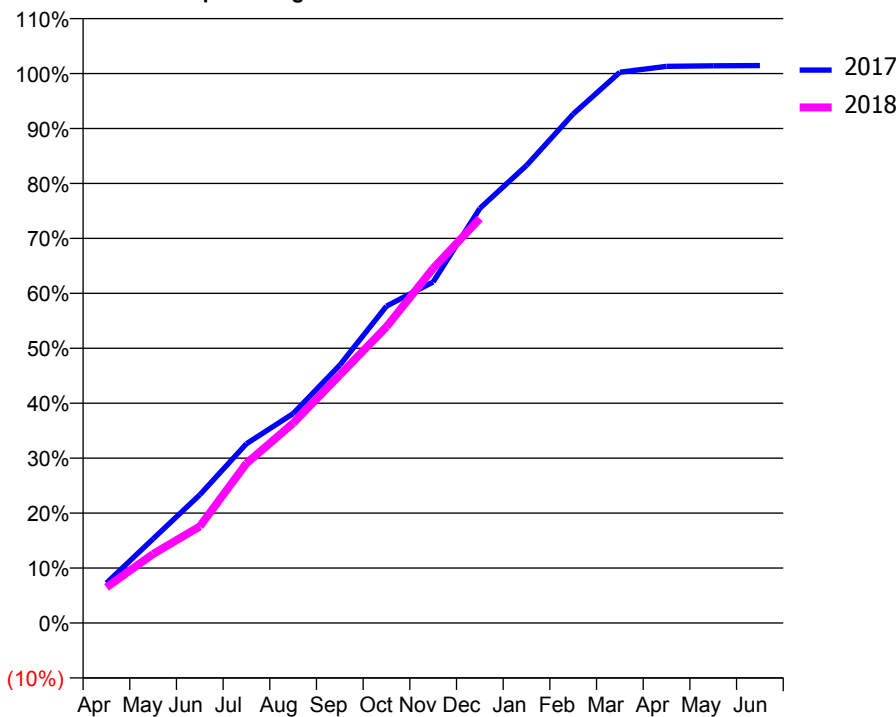
ACCESS*

Patients seen in 24 months	Total	Change since previous quarter
Quarter ending December 2016	9,228	
Quarter ending March 2017	9,162	→
Quarter ending June 2017	9,201	→
Quarter ending September 2017	9,249	→
Quarter ending December 2017	9,321	→
Variance since December 2016	1.0%	→



ACTIVITY

Cumulative percentage of contracted UDA delivered 2017 & 2018



Month	Adjusted Scheduled Activity (UDA)	
	2017	2018
April	1,599	1,427
May	3,368	2,756
June	5,126	3,864
July	7,164	6,380
August	8,369	7,988
September	10,309	9,914
October	12,669	11,841
November	13,630	14,175
December	16,573	16,168
January	18,289	
February	20,350	
March	22,017	
April	22,252	
May	22,273	
June	22,283	

QUALITY

	Quantity	Base Number	Contract	AT	Region	England
% of FP17s for the same patient ID Re-attending within 3 months - Children	79	1,591	5.0%	10.5%	11.6%	12.0%
% of FP17s for the same patient ID Re-attending within 3 months - Adults	958	7,002	13.7%	16.0%	16.7%	15.9%
% of FP17s for the same patient ID Re-attending between 3 & 9 months - Children	706	1,591	44.4%	42.9%	47.3%	58.0%
% of FP17s for the same patient ID Re-attending between 3 & 9 months - Adults	2,513	7,002	35.9%	35.8%	38.3%	50.5%
% of FP17s for Band 1 Urgent Courses	768	8,441	9.1%	10.8%	10.5%	9.0%
% of FP17s Relating to Free Repair or Replacements	111	8,441	1.3%	0.5%	0.6%	0.8%
% of FP17s Relating to Continuations	48	8,441	0.6%	0.7%	0.8%	1.1%
% of Patients satisfied with the dentistry they have received	10	12	83.3%	88.9%	89.0%	91.5%
% of Patients satisfied with the time they had to wait for an appointment	9	12	75.0%	81.7%	84.2%	87.9%

* This is based on patients treated on this contract for their most recent course of treatment. Figures in italics indicate the base number of FP17s or Patient Questionnaire responses are less than 100. N/A is shown where the base number of responses is less than 10 during the period. % is calculated as Quantity/Base number*100

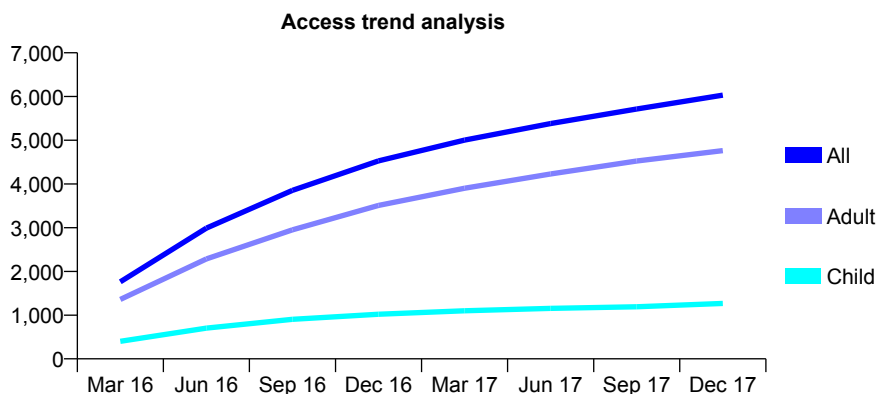
Q61 - Vital Signs At a Glance Contract Report for 164461/0001 - December 2017

Name or company name	Mohsin Ali
Contract type name	GDS Contract
Purpose of contract	General
Contract start date	01/12/2015
Contract end date	

17/18 Contracted general activity (UDA)	14,800
Carry forward general activity (UDA)	551
17/18 Contracted orthodontic activity (UOA)	0
Carry forward orthodontic activity (UOA)	0
Baseline contract value	£282,751.58

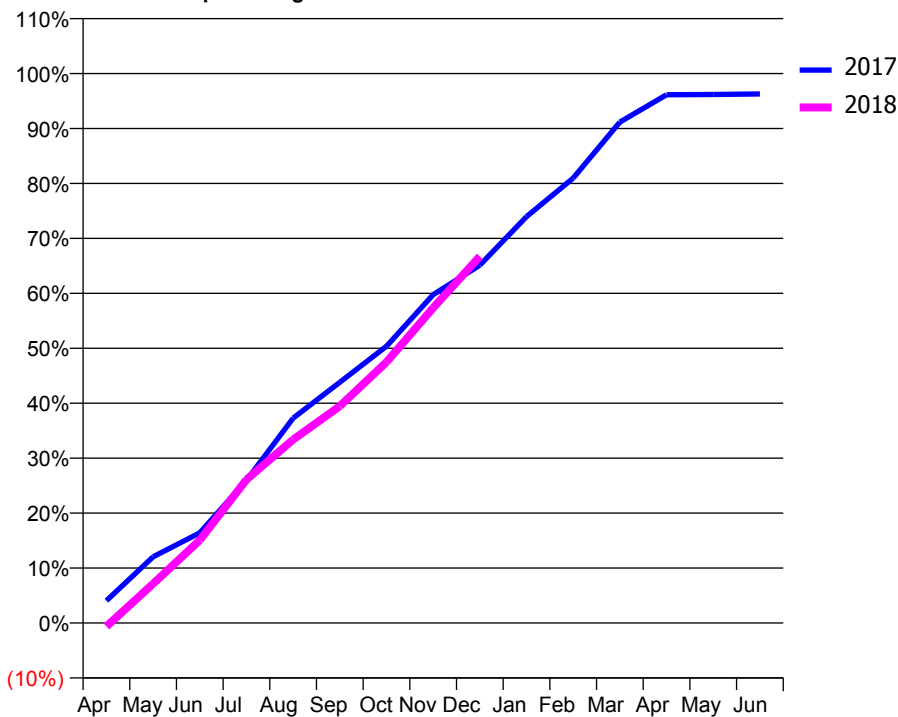
ACCESS*

Patients seen in 24 months	Total	Change since previous quarter
Quarter ending December 2016	4,528	
Quarter ending March 2017	5,003	↑
Quarter ending June 2017	5,383	↑
Quarter ending September 2017	5,714	↑
Quarter ending December 2017	6,032	↑
Variance since December 2016	33.2%	↑



ACTIVITY

Cumulative percentage of contracted UDA delivered 2017 & 2018



Month	Adjusted Scheduled Activity (UDA)	
	2017	2018
April	601	-94
May	1,784	1,059
June	2,429	2,231
July	3,839	3,863
August	5,517	4,939
September	6,483	5,842
October	7,453	7,026
November	8,844	8,489
December	9,639	9,875
January	10,944	
February	11,982	
March	13,491	
April	14,228	
May	14,235	
June	14,249	

QUALITY

	Quantity	Base Number	Contract	AT	Region	England
% of FP17s for the same patient ID Re-attending within 3 months - Children	60	1,193	5.0%	10.5%	11.6%	12.0%
% of FP17s for the same patient ID Re-attending within 3 months - Adults	622	4,361	14.3%	16.0%	16.7%	15.9%
% of FP17s for the same patient ID Re-attending between 3 & 9 months - Children	537	1,193	45.0%	42.9%	47.3%	58.0%
% of FP17s for the same patient ID Re-attending between 3 & 9 months - Adults	1,791	4,361	41.1%	35.8%	38.3%	50.5%
% of FP17s for Band 1 Urgent Courses	534	5,083	10.5%	10.8%	10.5%	9.0%
% of FP17s Relating to Free Repair or Replacements	45	5,083	0.9%	0.5%	0.6%	0.8%
% of FP17s Relating to Continuations	51	5,083	1.0%	0.7%	0.8%	1.1%
% of Patients satisfied with the dentistry they have received	5	6	N/A	88.9%	89.0%	91.5%
% of Patients satisfied with the time they had to wait for an appointment	4	6	N/A	81.7%	84.2%	87.9%

* This is based on patients treated on this contract for their most recent course of treatment. Figures in italics indicate the base number of FP17s or Patient Questionnaire responses are less than 100. N/A is shown where the base number of responses is less than 10 during the period. % is calculated as Quantity/Base number*100

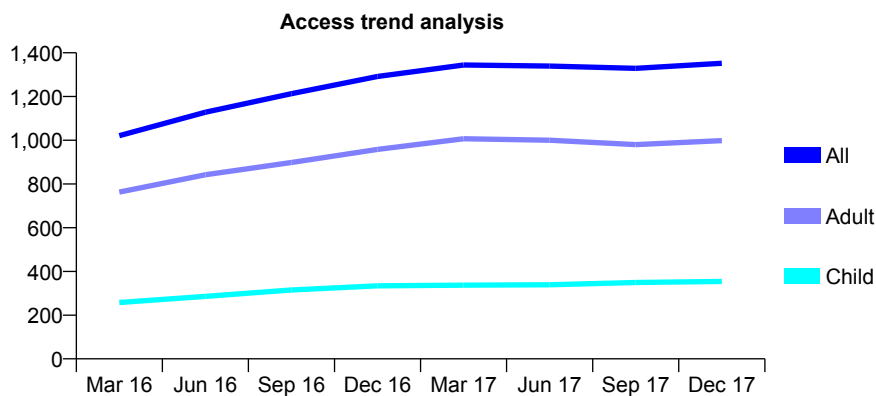
Q61 - Vital Signs At a Glance Contract Report for 165069/0001 - December 2017

Name or company name	The Fenton Dental Surgery
Contract type name	GDS Contract
Purpose of contract	General
Contract start date	01/02/2015
Contract end date	

17/18 Contracted general activity (UDA)	4,369
Carry forward general activity (UDA)	4
17/18 Contracted orthodontic activity (UOA)	0
Carry forward orthodontic activity (UOA)	0
Baseline contract value	£126,338.30

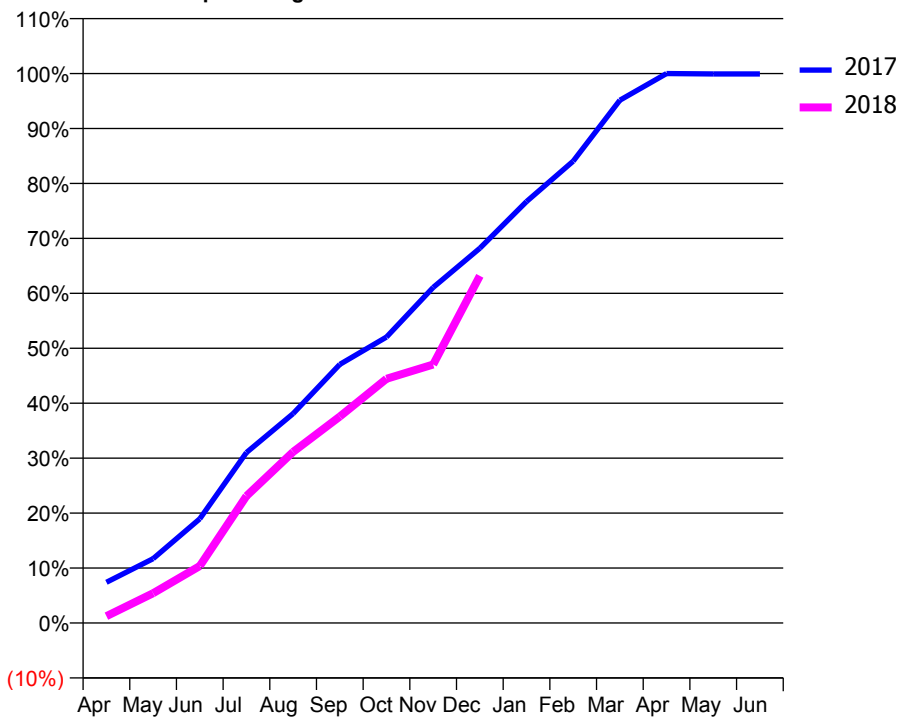
ACCESS*

Patients seen in 24 months	Total	Change since previous quarter
Quarter ending December 2016	1,292	
Quarter ending March 2017	1,344	↑
Quarter ending June 2017	1,339	→
Quarter ending September 2017	1,329	→
Quarter ending December 2017	1,352	→
Variance since December 2016	4.6%	↑



ACTIVITY

Cumulative percentage of contracted UDA delivered 2017 & 2018



Month	Adjusted Scheduled Activity (UDA)	
	2017	2018
April	324	55
May	511	237
June	829	454
July	1,355	1,010
August	1,665	1,361
September	2,056	1,642
October	2,273	1,941
November	2,668	2,055
December	2,980	2,761
January	3,351	
February	3,672	
March	4,157	
April	4,368	
May	4,365	
June	4,365	

QUALITY

	Quantity	Base Number	Contract	AT	Region	England
% of FP17s for the same patient ID Re-attending within 3 months - Children	24	309	7.8%	10.5%	11.6%	12.0%
% of FP17s for the same patient ID Re-attending within 3 months - Adults	186	885	21.0%	16.0%	16.7%	15.9%
% of FP17s for the same patient ID Re-attending between 3 & 9 months - Children	141	309	45.6%	42.9%	47.3%	58.0%
% of FP17s for the same patient ID Re-attending between 3 & 9 months - Adults	368	885	41.6%	35.8%	38.3%	50.5%
% of FP17s for Band 1 Urgent Courses	153	1,114	13.7%	10.8%	10.5%	9.0%
% of FP17s Relating to Free Repair or Replacements	0	1,114	0.0%	0.5%	0.6%	0.8%
% of FP17s Relating to Continuations	14	1,114	1.3%	0.7%	0.8%	1.1%
% of Patients satisfied with the dentistry they have received	3	3	N/A	88.9%	89.0%	91.5%
% of Patients satisfied with the time they had to wait for an appointment	3	3	N/A	81.7%	84.2%	87.9%

* This is based on patients treated on this contract for their most recent course of treatment. Figures in italics indicate the base number of FP17s or Patient Questionnaire responses are less than 100. N/A is shown where the base number of responses is less than 10 during the period. % is calculated as Quantity/Base number*100

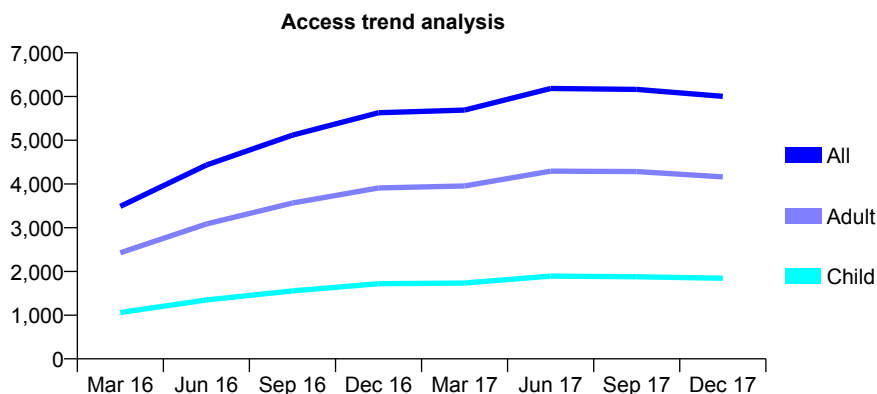
Q61 - Vital Signs At a Glance Contract Report for 165336/0001 - December 2017

Name or company name	Inspire Dental
Contract type name	GDS Contract
Purpose of contract	General
Contract start date	01/07/2015
Contract end date	

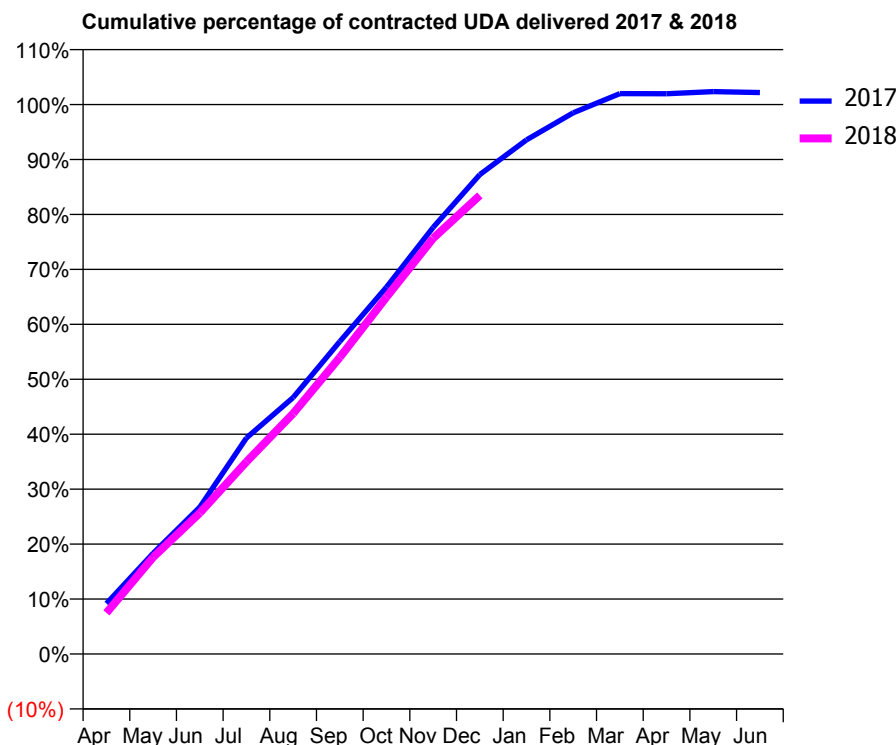
17/18 Contracted general activity (UDA)	15,860
Carry forward general activity (UDA)	-317
17/18 Contracted orthodontic activity (UOA)	0
Carry forward orthodontic activity (UOA)	0
Baseline contract value	£442,162.53

ACCESS*

Patients seen in 24 months	Total	Change since previous quarter
Quarter ending December 2016	5,629	
Quarter ending March 2017	5,689	→
Quarter ending June 2017	6,184	↑
Quarter ending September 2017	6,162	→
Quarter ending December 2017	6,005	↓
Variance since December 2016	6.7%	↑



ACTIVITY



Month	Adjusted Scheduled Activity (UDA)	
	2017	2018
April	1,455	1,187
May	2,907	2,794
June	4,240	4,071
July	6,239	5,547
August	7,405	6,941
September	9,019	8,563
October	10,591	10,300
November	12,313	11,997
December	13,840	13,236
January	14,837	
February	15,619	
March	16,176	
April	16,169	
May	16,233	
June	16,207	

QUALITY

	Quantity	Base Number	Contract	AT	Region	England
% of FP17s for the same patient ID Re-attending within 3 months - Children	63	1,822	3.5%	10.5%	11.6%	12.0%
% of FP17s for the same patient ID Re-attending within 3 months - Adults	251	3,291	7.6%	16.0%	16.7%	15.9%
% of FP17s for the same patient ID Re-attending between 3 & 9 months - Children	909	1,822	49.9%	42.9%	47.3%	58.0%
% of FP17s for the same patient ID Re-attending between 3 & 9 months - Adults	1,223	3,291	37.2%	35.8%	38.3%	50.5%
% of FP17s for Band 1 Urgent Courses	215	5,085	4.2%	10.8%	10.5%	9.0%
% of FP17s Relating to Free Repair or Replacements	1	5,085	0.0%	0.5%	0.6%	0.8%
% of FP17s Relating to Continuations	0	5,085	0.0%	0.7%	0.8%	1.1%
% of Patients satisfied with the dentistry they have received	5	5	N/A	88.9%	89.0%	91.5%
% of Patients satisfied with the time they had to wait for an appointment	3	5	N/A	81.7%	84.2%	87.9%

* This is based on patients treated on this contract for their most recent course of treatment. Figures in italics indicate the base number of FP17s or Patient Questionnaire responses are less than 100. N/A is shown where the base number of responses is less than 10 during the period. % is calculated as Quantity/Base number*100

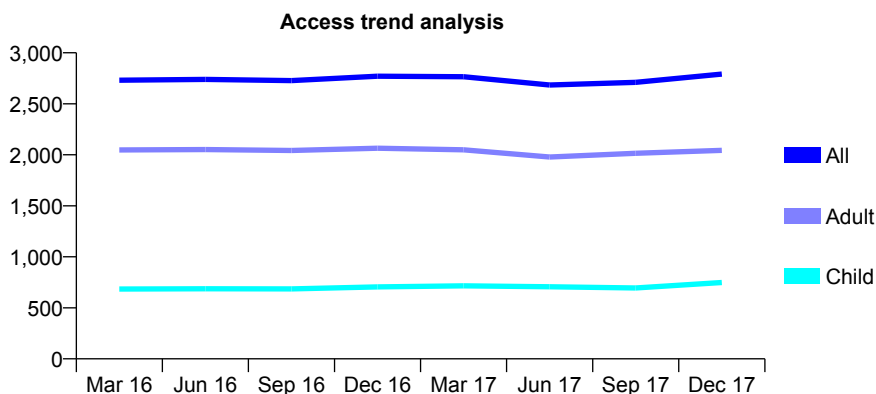
Q61 - Vital Signs At a Glance Contract Report for 165476/0001 - December 2017

Name or company name	Altmore Dental Care
Contract type name	GDS Contract
Purpose of contract	General
Contract start date	28/12/2012
Contract end date	

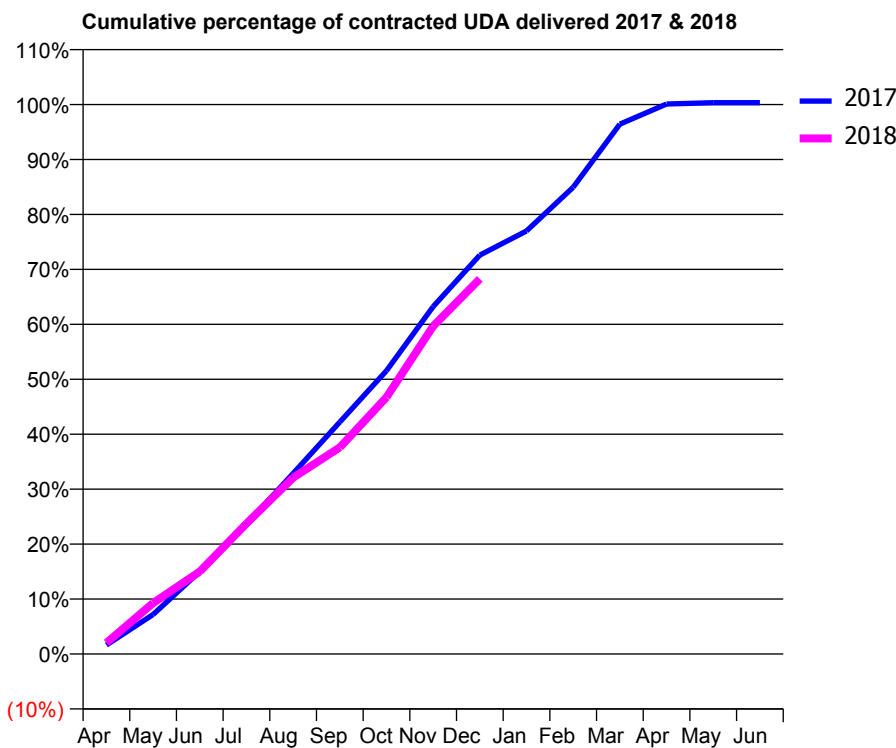
17/18 Contracted general activity (UDA)	7,716
Carry forward general activity (UDA)	0
17/18 Contracted orthodontic activity (UOA)	0
Carry forward orthodontic activity (UOA)	0
Baseline contract value	£227,155.44

ACCESS*

Patients seen in 24 months	Total	Change since previous quarter
Quarter ending December 2016	2,770	
Quarter ending March 2017	2,765	→
Quarter ending June 2017	2,684	↓
Quarter ending September 2017	2,710	→
Quarter ending December 2017	2,792	↑
Variance since December 2016	0.8%	→



ACTIVITY



Month	Adjusted Scheduled Activity (UDA)	
	2017	2018
April	127	157
May	556	716
June	1,159	1,159
July	1,825	1,832
August	2,536	2,477
September	3,258	2,901
October	3,977	3,605
November	4,878	4,603
December	5,601	5,269
January	5,941	
February	6,555	
March	7,439	
April	7,723	
May	7,741	
June	7,741	

QUALITY

	Quantity	Base Number	Contract	AT	Region	England
% of FP17s for the same patient ID Re-attending within 3 months - Children	46	571	8.1%	10.5%	11.6%	12.0%
% of FP17s for the same patient ID Re-attending within 3 months - Adults	307	1,506	20.4%	16.0%	16.7%	15.9%
% of FP17s for the same patient ID Re-attending between 3 & 9 months - Children	199	571	34.9%	42.9%	47.3%	58.0%
% of FP17s for the same patient ID Re-attending between 3 & 9 months - Adults	419	1,506	27.8%	35.8%	38.3%	50.5%
% of FP17s for Band 1 Urgent Courses	428	1,980	21.6%	10.8%	10.5%	9.0%
% of FP17s Relating to Free Repair or Replacements	3	1,980	0.2%	0.5%	0.6%	0.8%
% of FP17s Relating to Continuations	12	1,980	0.6%	0.7%	0.8%	1.1%
% of Patients satisfied with the dentistry they have received	1	1	N/A	88.9%	89.0%	91.5%
% of Patients satisfied with the time they had to wait for an appointment	1	1	N/A	81.7%	84.2%	87.9%

* This is based on patients treated on this contract for their most recent course of treatment. Figures in italics indicate the base number of FP17s or Patient Questionnaire responses are less than 100. N/A is shown where the base number of responses is less than 10 during the period. % is calculated as Quantity/Base number*100

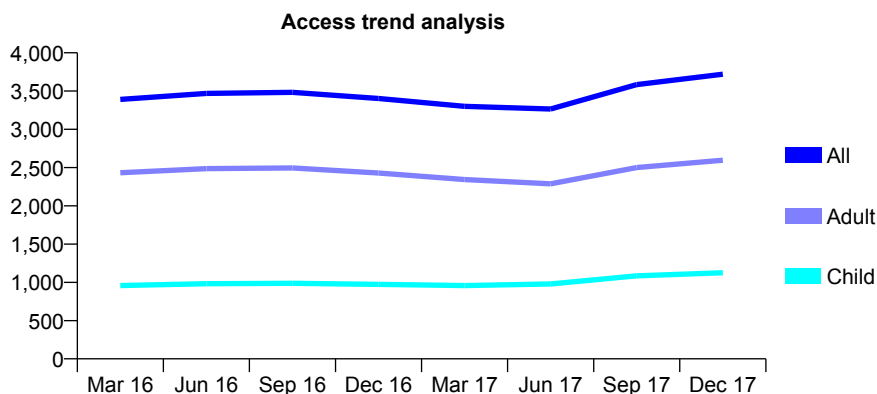
Q61 - Vital Signs At a Glance Contract Report for 165484/0001 - December 2017

Name or company name	Romford Smile Dental Practice Limited
Contract type name	GDS Contract
Purpose of contract	General
Contract start date	04/12/2009
Contract end date	

17/18 Contracted general activity (UDA)	10,634
Carry forward general activity (UDA)	150
17/18 Contracted orthodontic activity (UOA)	0
Carry forward orthodontic activity (UOA)	0
Baseline contract value	£291,136.29

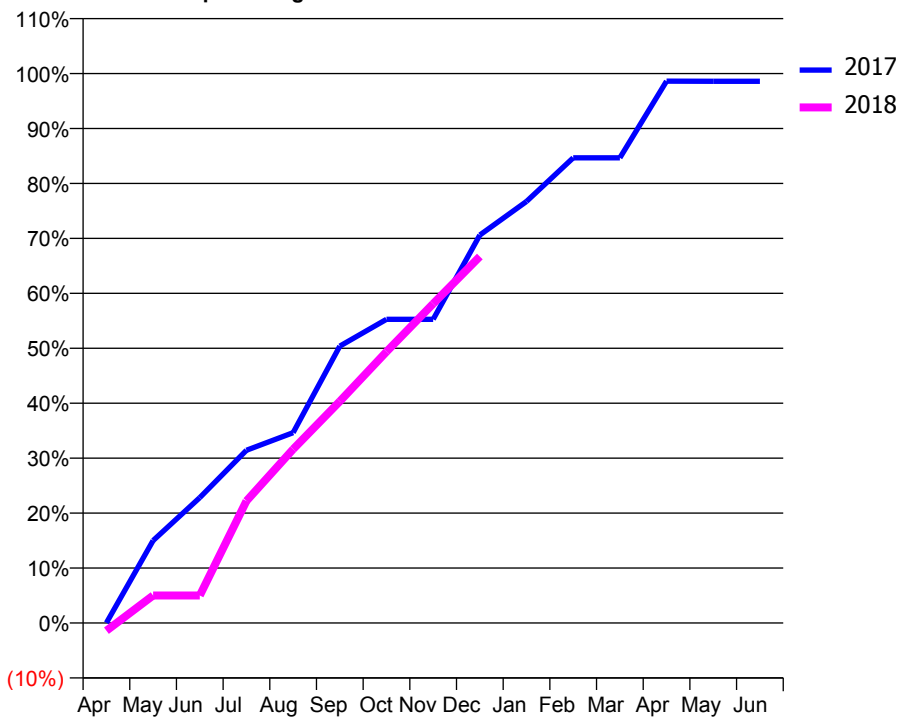
ACCESS*

Patients seen in 24 months	Total	Change since previous quarter
Quarter ending December 2016	3,403	
Quarter ending March 2017	3,301	↓
Quarter ending June 2017	3,266	↓
Quarter ending September 2017	3,585	↑
Quarter ending December 2017	3,721	↑
Variance since December 2016	9.3%	↑



ACTIVITY

Cumulative percentage of contracted UDA delivered 2017 & 2018



Adjusted Scheduled Activity (UDA)

Month	2017	2018
April	3	-150
May	1,596	532
June	2,428	532
July	3,343	2,363
August	3,684	3,364
September	5,358	4,289
October	5,878	5,250
November	5,878	6,178
December	7,508	7,091
January	8,157	
February	9,002	
March	9,002	
April	10,485	
May	10,484	
June	10,484	

QUALITY

	Quantity	Base Number	Contract	AT	Region	England
% of FP17s for the same patient ID Re-attending within 3 months - Children	58	1,177	4.9%	10.5%	11.6%	12.0%
% of FP17s for the same patient ID Re-attending within 3 months - Adults	247	2,460	10.0%	16.0%	16.7%	15.9%
% of FP17s for the same patient ID Re-attending between 3 & 9 months - Children	504	1,177	42.8%	42.9%	47.3%	58.0%
% of FP17s for the same patient ID Re-attending between 3 & 9 months - Adults	882	2,460	35.9%	35.8%	38.3%	50.5%
% of FP17s for Band 1 Urgent Courses	267	3,051	8.8%	10.8%	10.5%	9.0%
% of FP17s Relating to Free Repair or Replacements	13	3,051	0.4%	0.5%	0.6%	0.8%
% of FP17s Relating to Continuations	8	3,051	0.3%	0.7%	0.8%	1.1%
% of Patients satisfied with the dentistry they have received	2	3	N/A	88.9%	89.0%	91.5%
% of Patients satisfied with the time they had to wait for an appointment	3	3	N/A	81.7%	84.2%	87.9%

* This is based on patients treated on this contract for their most recent course of treatment. Figures in italics indicate the base number of FP17s or Patient Questionnaire responses are less than 100. N/A is shown where the base number of responses is less than 10 during the period. % is calculated as Quantity/Base number*100

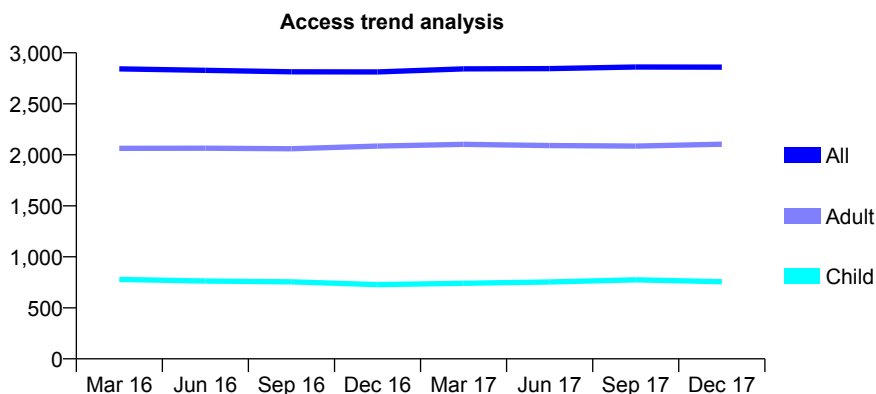
Q61 - Vital Signs At a Glance Contract Report for 166251/0001 - December 2017

Name or company name	Bowes Road Dental Practice
Contract type name	GDS Contract
Purpose of contract	General
Contract start date	01/04/2014
Contract end date	

17/18 Contracted general activity (UDA)	8,771
Carry forward general activity (UDA)	311
17/18 Contracted orthodontic activity (UOA)	0
Carry forward orthodontic activity (UOA)	0
Baseline contract value	£229,943.20

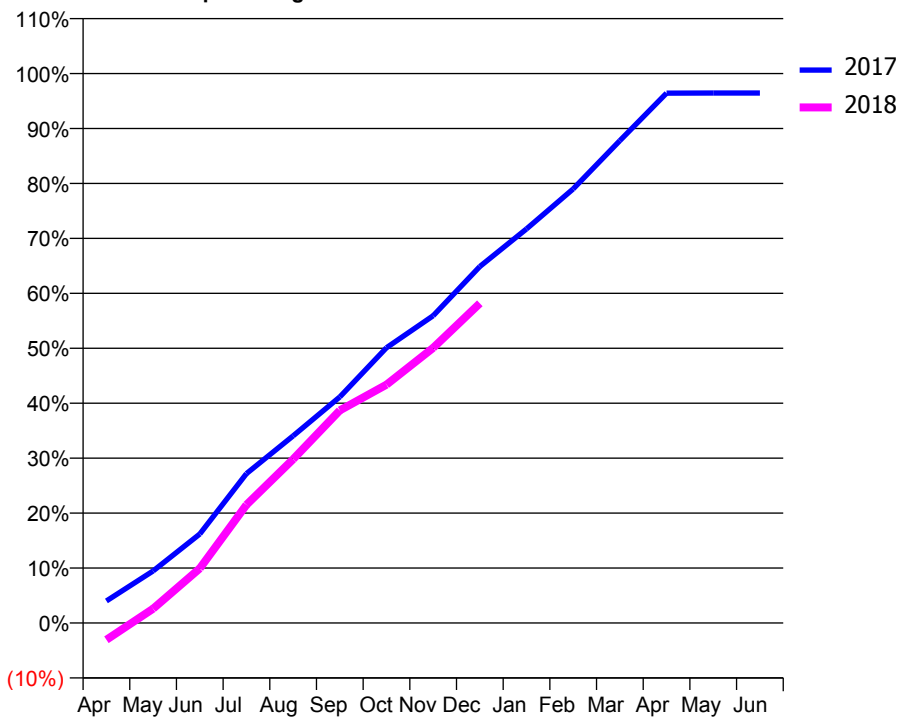
ACCESS*

Patients seen in 24 months	Total	Change since previous quarter
Quarter ending December 2016	2,813	
Quarter ending March 2017	2,842	→
Quarter ending June 2017	2,845	→
Quarter ending September 2017	2,861	→
Quarter ending December 2017	2,860	→
Variance since December 2016	1.7%	→



ACTIVITY

Cumulative percentage of contracted UDA delivered 2017 & 2018



Month	Adjusted Scheduled Activity (UDA)	
	2017	2018
April	353	-270
May	832	228
June	1,420	872
July	2,385	1,887
August	2,987	2,614
September	3,608	3,393
October	4,394	3,804
November	4,904	4,391
December	5,691	5,104
January	6,290	
February	6,929	
March	7,701	
April	8,457	
May	8,459	
June	8,459	

QUALITY

	Quantity	Base Number	Contract	AT	Region	England
% of FP17s for the same patient ID Re-attending within 3 months - Children	61	713	8.6%	10.5%	11.6%	12.0%
% of FP17s for the same patient ID Re-attending within 3 months - Adults	228	1,586	14.4%	16.0%	16.7%	15.9%
% of FP17s for the same patient ID Re-attending between 3 & 9 months - Children	314	713	44.0%	42.9%	47.3%	58.0%
% of FP17s for the same patient ID Re-attending between 3 & 9 months - Adults	486	1,586	30.6%	35.8%	38.3%	50.5%
% of FP17s for Band 1 Urgent Courses	188	2,077	9.1%	10.8%	10.5%	9.0%
% of FP17s Relating to Free Repair or Replacements	14	2,077	0.7%	0.5%	0.6%	0.8%
% of FP17s Relating to Continuations	38	2,077	1.8%	0.7%	0.8%	1.1%
% of Patients satisfied with the dentistry they have received	1	1	N/A	88.9%	89.0%	91.5%
% of Patients satisfied with the time they had to wait for an appointment	1	1	N/A	81.7%	84.2%	87.9%

* This is based on patients treated on this contract for their most recent course of treatment. Figures in italics indicate the base number of FP17s or Patient Questionnaire responses are less than 100. N/A is shown where the base number of responses is less than 10 during the period. % is calculated as Quantity/Base number*100

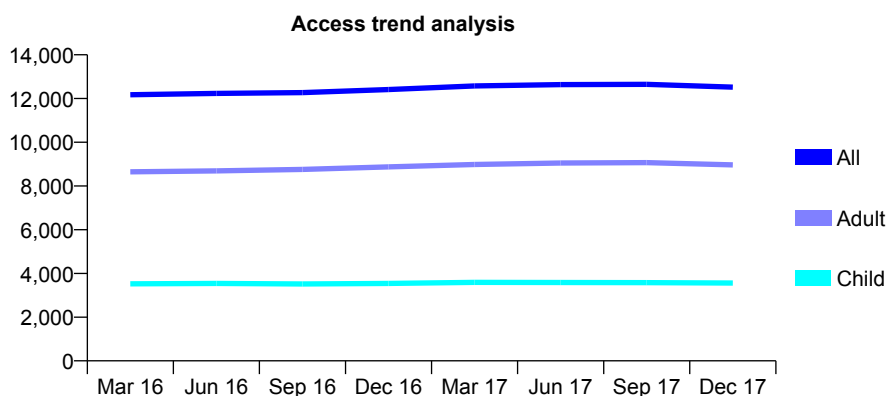
Q61 - Vital Signs At a Glance Contract Report for 166618/0001 - December 2017

Name or company name	DENTAL ARTS STUDIO (DENTAL CARE)
Contract type name	GDS Contract
Purpose of contract	General
Contract start date	01/06/2010
Contract end date	

17/18 Contracted general activity (UDA)	34,835
Carry forward general activity (UDA)	-144
17/18 Contracted orthodontic activity (UOA)	0
Carry forward orthodontic activity (UOA)	0
Baseline contract value	£915,847.13

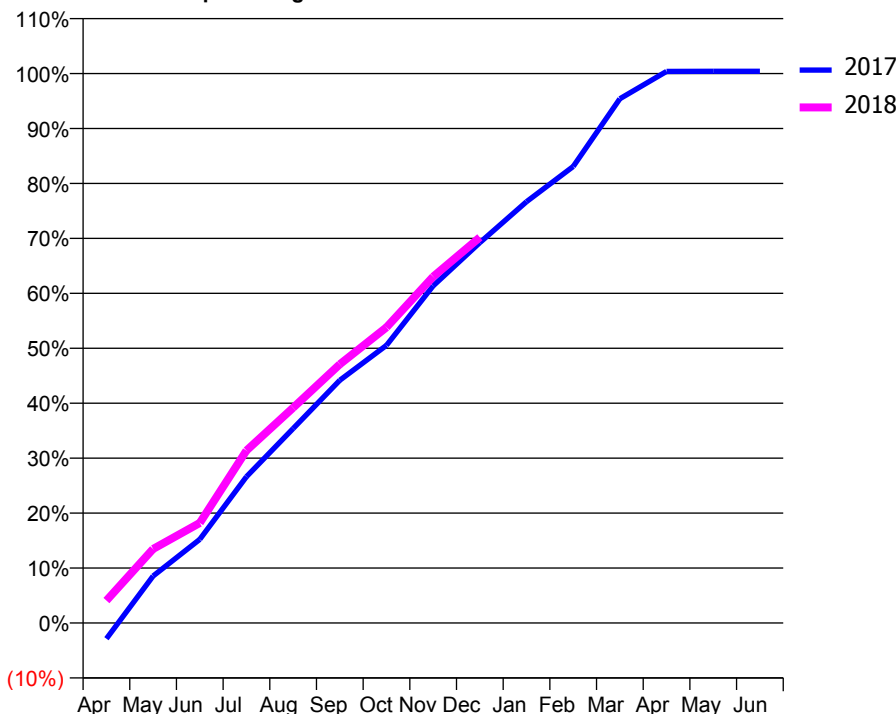
ACCESS*

Patients seen in 24 months	Total	Change since previous quarter
Quarter ending December 2016	12,412	
Quarter ending March 2017	12,574	→
Quarter ending June 2017	12,634	→
Quarter ending September 2017	12,646	→
Quarter ending December 2017	12,523	→
Variance since December 2016	0.9%	→



ACTIVITY

Cumulative percentage of contracted UDA delivered 2017 & 2018



Month	Adjusted Scheduled Activity (UDA)	
	2017	2018
April	-1,000	1,422
May	2,983	4,692
June	5,301	6,341
July	9,277	10,938
August	12,330	13,650
September	15,392	16,406
October	17,607	18,745
November	21,373	21,957
December	24,110	24,456
January	26,711	
February	28,938	
March	33,237	
April	34,964	
May	34,975	
June	34,979	

QUALITY

	Quantity	Base Number	Contract	AT	Region	England
% of FP17s for the same patient ID Re-attending within 3 months - Children	262	3,166	8.3%	10.5%	11.6%	12.0%
% of FP17s for the same patient ID Re-attending within 3 months - Adults	1,213	7,171	16.9%	16.0%	16.7%	15.9%
% of FP17s for the same patient ID Re-attending between 3 & 9 months - Children	1,282	3,166	40.5%	42.9%	47.3%	58.0%
% of FP17s for the same patient ID Re-attending between 3 & 9 months - Adults	2,443	7,171	34.1%	35.8%	38.3%	50.5%
% of FP17s for Band 1 Urgent Courses	1,419	9,696	14.6%	10.8%	10.5%	9.0%
% of FP17s Relating to Free Repair or Replacements	49	9,696	0.5%	0.5%	0.6%	0.8%
% of FP17s Relating to Continuations	99	9,696	1.0%	0.7%	0.8%	1.1%
% of Patients satisfied with the dentistry they have received	10	10	100.0%	88.9%	89.0%	91.5%
% of Patients satisfied with the time they had to wait for an appointment	9	10	90.0%	81.7%	84.2%	87.9%

* This is based on patients treated on this contract for their most recent course of treatment. Figures in italics indicate the base number of FP17s or Patient Questionnaire responses are less than 100. N/A is shown where the base number of responses is less than 10 during the period. % is calculated as Quantity/Base number*100

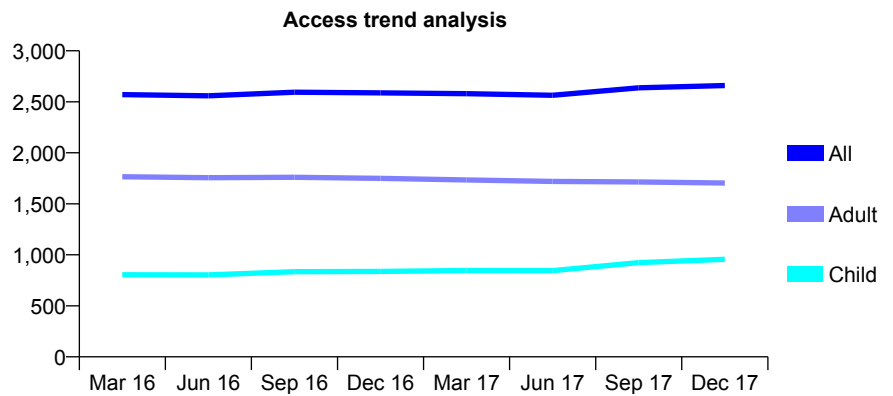
Q61 - Vital Signs At a Glance Contract Report for 166790/0001 - December 2017

Name or company name	East London Dental Care
Contract type name	GDS Contract
Purpose of contract	General
Contract start date	10/02/2014
Contract end date	

17/18 Contracted general activity (UDA)	6,171
Carry forward general activity (UDA)	-56
17/18 Contracted orthodontic activity (UOA)	0
Carry forward orthodontic activity (UOA)	0
Baseline contract value	£160,964.20

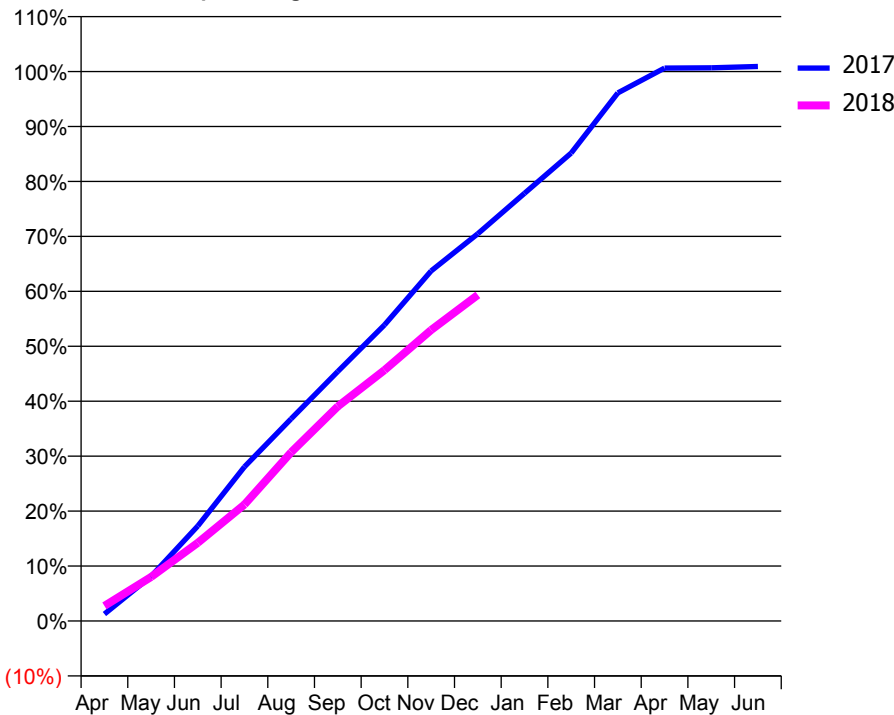
ACCESS*

Patients seen in 24 months	Total	Change since previous quarter
Quarter ending December 2016	2,587	
Quarter ending March 2017	2,580	→
Quarter ending June 2017	2,564	→
Quarter ending September 2017	2,637	↑
Quarter ending December 2017	2,660	→
Variance since December 2016	2.8%	↑



ACTIVITY

Cumulative percentage of contracted UDA delivered 2017 & 2018



Month	Adjusted Scheduled Activity (UDA)	
	2017	2018
April	78	170
May	502	495
June	1,067	878
July	1,733	1,308
August	2,271	1,894
September	2,802	2,410
October	3,326	2,818
November	3,932	3,269
December	4,350	3,663
January	4,804	
February	5,256	
March	5,931	
April	6,210	
May	6,213	
June	6,227	

QUALITY

	Quantity	Base Number	Contract	AT	Region	England
% of FP17s for the same patient ID Re-attending within 3 months - Children	19	732	2.6%	10.5%	11.6%	12.0%
% of FP17s for the same patient ID Re-attending within 3 months - Adults	57	1,126	5.1%	16.0%	16.7%	15.9%
% of FP17s for the same patient ID Re-attending between 3 & 9 months - Children	248	732	33.9%	42.9%	47.3%	58.0%
% of FP17s for the same patient ID Re-attending between 3 & 9 months - Adults	376	1,126	33.4%	35.8%	38.3%	50.5%
% of FP17s for Band 1 Urgent Courses	38	1,755	2.2%	10.8%	10.5%	9.0%
% of FP17s Relating to Free Repair or Replacements	1	1,755	0.1%	0.5%	0.6%	0.8%
% of FP17s Relating to Continuations	2	1,755	0.1%	0.7%	0.8%	1.1%
% of Patients satisfied with the dentistry they have received	1	1	N/A	88.9%	89.0%	91.5%
% of Patients satisfied with the time they had to wait for an appointment	1	1	N/A	81.7%	84.2%	87.9%

* This is based on patients treated on this contract for their most recent course of treatment. Figures in italics indicate the base number of FP17s or Patient Questionnaire responses are less than 100. N/A is shown where the base number of responses is less than 10 during the period. % is calculated as Quantity/Base number*100

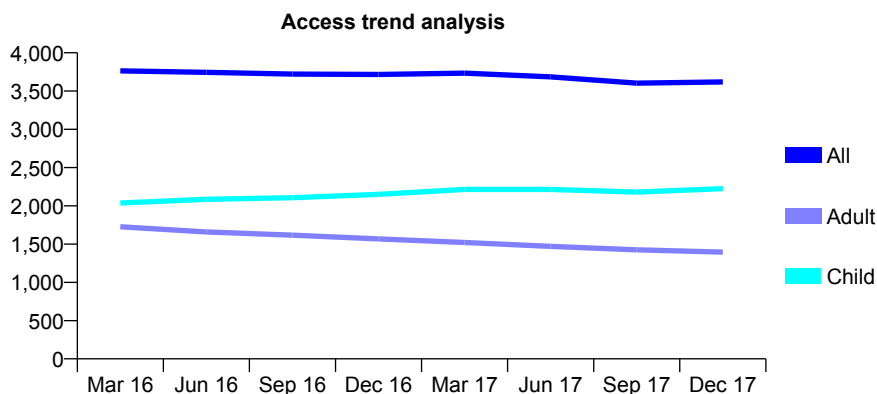
Q61 - Vital Signs At a Glance Contract Report for 166839/0001 - December 2017

Name or company name	Dr S Hirekodi and Mrs A Hirekodi
Contract type name	GDS Contract
Purpose of contract	General
Contract start date	01/04/2012
Contract end date	

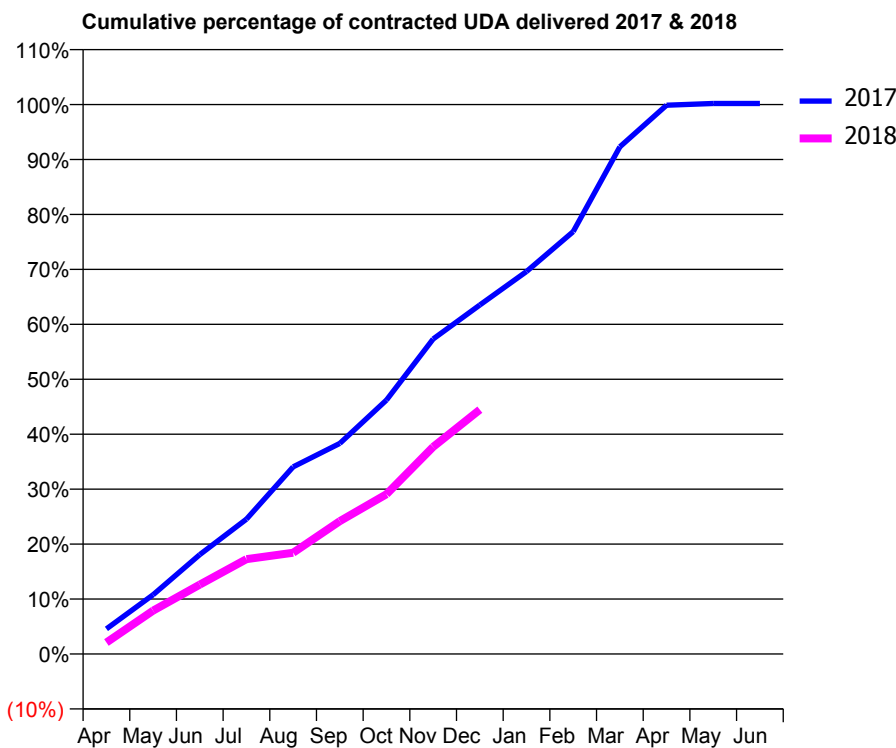
17/18 Contracted general activity (UDA)	11,785
Carry forward general activity (UDA)	-22
17/18 Contracted orthodontic activity (UOA)	0
Carry forward orthodontic activity (UOA)	0
Baseline contract value	£382,770.56

ACCESS*

Patients seen in 24 months	Total	Change since previous quarter
Quarter ending December 2016	3,717	
Quarter ending March 2017	3,735	→
Quarter ending June 2017	3,686	↓
Quarter ending September 2017	3,604	↓
Quarter ending December 2017	3,620	→
Variance since December 2016	(2.6%)	↓



ACTIVITY



Month	Adjusted Scheduled Activity (UDA)	
	2017	2018
April	538	247
May	1,270	932
June	2,132	1,489
July	2,893	2,034
August	4,014	2,171
September	4,516	2,851
October	5,446	3,428
November	6,755	4,442
December	7,485	5,240
January	8,204	
February	9,060	
March	10,876	
April	11,769	
May	11,807	
June	11,807	

QUALITY

	Quantity	Base Number	Contract	AT	Region	England
% of FP17s for the same patient ID Re-attending within 3 months - Children	138	1,819	7.6%	10.5%	11.6%	12.0%
% of FP17s for the same patient ID Re-attending within 3 months - Adults	189	1,006	18.8%	16.0%	16.7%	15.9%
% of FP17s for the same patient ID Re-attending between 3 & 9 months - Children	794	1,819	43.7%	42.9%	47.3%	58.0%
% of FP17s for the same patient ID Re-attending between 3 & 9 months - Adults	323	1,006	32.1%	35.8%	38.3%	50.5%
% of FP17s for Band 1 Urgent Courses	251	2,467	10.2%	10.8%	10.5%	9.0%
% of FP17s Relating to Free Repair or Replacements	0	2,467	0.0%	0.5%	0.6%	0.8%
% of FP17s Relating to Continuations	4	2,467	0.2%	0.7%	0.8%	1.1%
% of Patients satisfied with the dentistry they have received	0	0	N/A	88.9%	89.0%	91.5%
% of Patients satisfied with the time they had to wait for an appointment	0	0	N/A	81.7%	84.2%	87.9%

* This is based on patients treated on this contract for their most recent course of treatment. Figures in italics indicate the base number of FP17s or Patient Questionnaire responses are less than 100. N/A is shown where the base number of responses is less than 10 during the period. % is calculated as Quantity/Base number*100

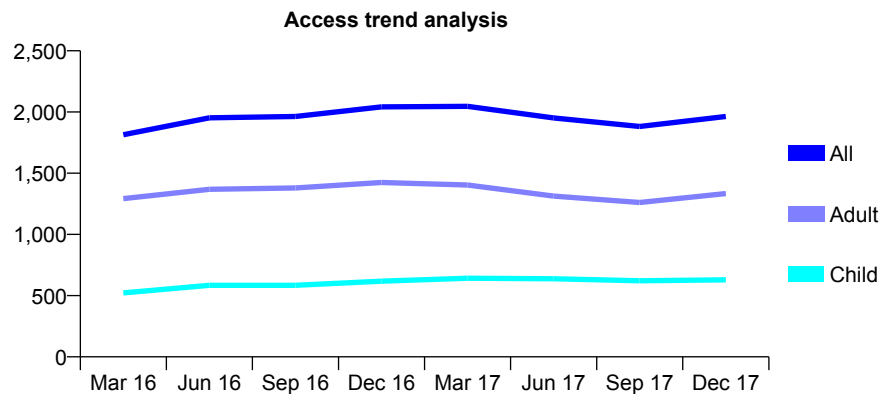
Q61 - Vital Signs At a Glance Contract Report for 167371/0001 - December 2017

Name or company name	All Smiles Dental Care
Contract type name	GDS Contract
Purpose of contract	General
Contract start date	01/09/2014
Contract end date	

17/18 Contracted general activity (UDA)	5,168
Carry forward general activity (UDA)	0
17/18 Contracted orthodontic activity (UOA)	0
Carry forward orthodontic activity (UOA)	0
Baseline contract value	£148,322.44

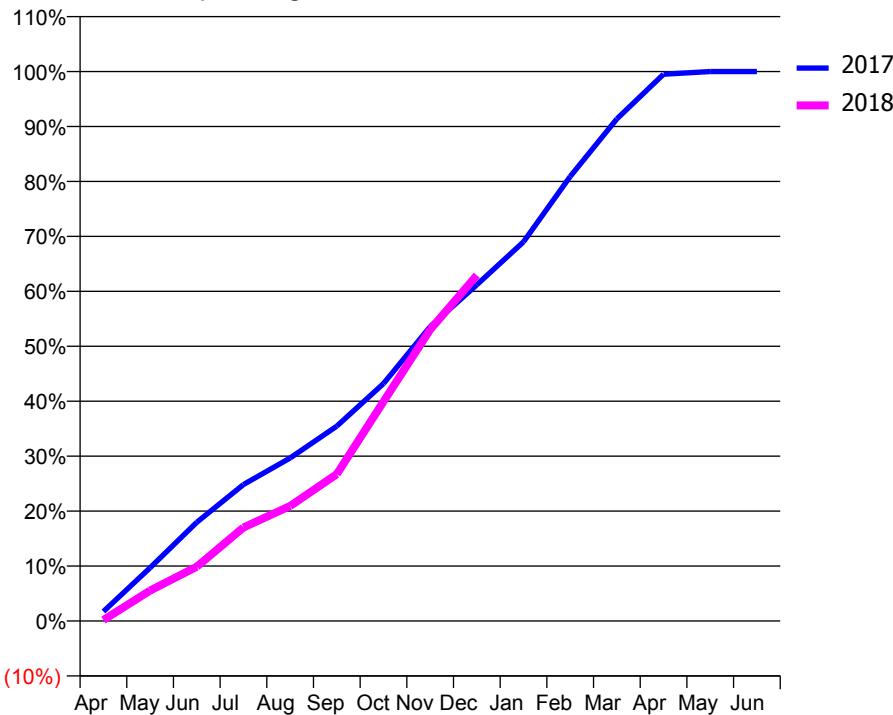
ACCESS*

Patients seen in 24 months	Total	Change since previous quarter
Quarter ending December 2016	2,042	
Quarter ending March 2017	2,046	→
Quarter ending June 2017	1,951	↓
Quarter ending September 2017	1,882	↓
Quarter ending December 2017	1,963	↑
Variance since December 2016	(3.9%)	↓



ACTIVITY

Cumulative percentage of contracted UDA delivered 2017 & 2018



Month	Adjusted Scheduled Activity (UDA)	
	2017	2018
April	90	9
May	501	286
June	928	511
July	1,284	880
August	1,533	1,082
September	1,832	1,382
October	2,233	2,064
November	2,769	2,741
December	3,162	3,252
January	3,566	
February	4,180	
March	4,722	
April	5,143	
May	5,168	
June	5,168	

QUALITY

	Quantity	Base Number	Contract	AT	Region	England
% of FP17s for the same patient ID Re-attending within 3 months - Children	45	517	8.7%	10.5%	11.6%	12.0%
% of FP17s for the same patient ID Re-attending within 3 months - Adults	145	1,068	13.6%	16.0%	16.7%	15.9%
% of FP17s for the same patient ID Re-attending between 3 & 9 months - Children	153	517	29.6%	42.9%	47.3%	58.0%
% of FP17s for the same patient ID Re-attending between 3 & 9 months - Adults	305	1,068	28.6%	35.8%	38.3%	50.5%
% of FP17s for Band 1 Urgent Courses	194	1,416	13.7%	10.8%	10.5%	9.0%
% of FP17s Relating to Free Repair or Replacements	7	1,416	0.5%	0.5%	0.6%	0.8%
% of FP17s Relating to Continuations	8	1,416	0.6%	0.7%	0.8%	1.1%
% of Patients satisfied with the dentistry they have received	1	1	N/A	88.9%	89.0%	91.5%
% of Patients satisfied with the time they had to wait for an appointment	1	1	N/A	81.7%	84.2%	87.9%

* This is based on patients treated on this contract for their most recent course of treatment. Figures in italics indicate the base number of FP17s or Patient Questionnaire responses are less than 100. N/A is shown where the base number of responses is less than 10 during the period. % is calculated as Quantity/Base number*100

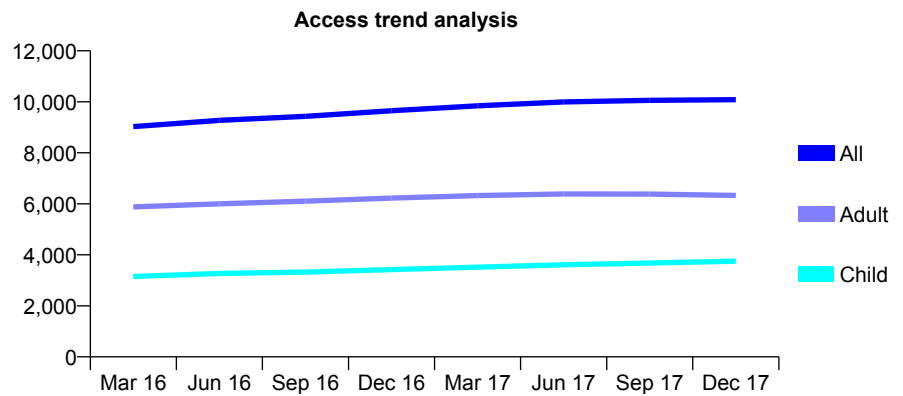
Q61 - Vital Signs At a Glance Contract Report for 168009/0001 - December 2017

Name or company name	East Street Dental Ltd
Contract type name	GDS Contract
Purpose of contract	General
Contract start date	01/12/2007
Contract end date	

17/18 Contracted general activity (UDA)	24,937
Carry forward general activity (UDA)	-499
17/18 Contracted orthodontic activity (UOA)	0
Carry forward orthodontic activity (UOA)	0
Baseline contract value	£793,166.42

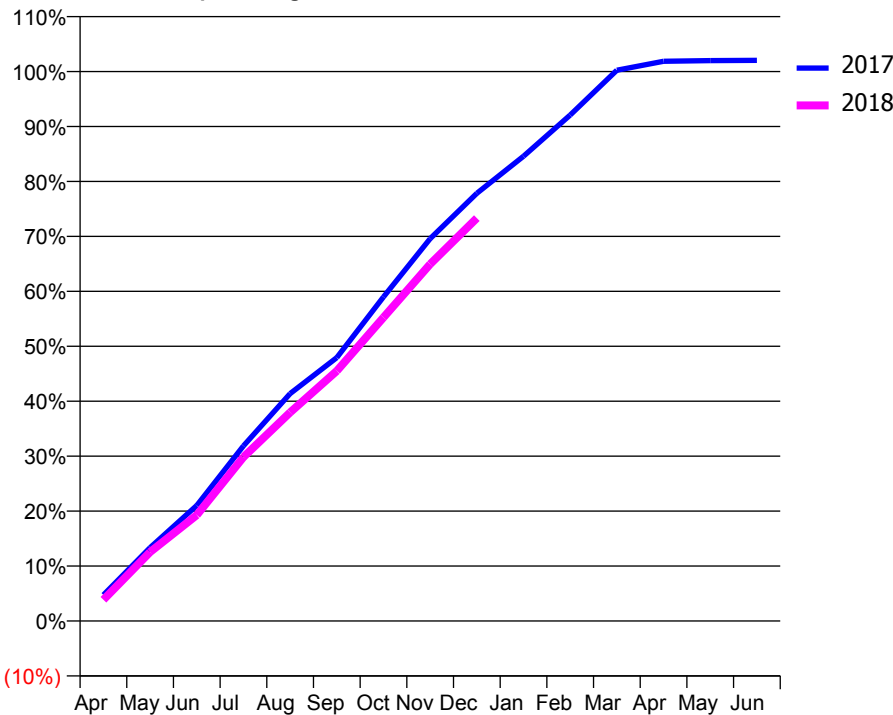
ACCESS*

Patients seen in 24 months	Total	Change since previous quarter
Quarter ending December 2016	9,650	
Quarter ending March 2017	9,843	↑
Quarter ending June 2017	9,994	→
Quarter ending September 2017	10,057	→
Quarter ending December 2017	10,083	→
Variance since December 2016	4.5%	↑



ACTIVITY

Cumulative percentage of contracted UDA delivered 2017 & 2018



Month	Adjusted Scheduled Activity (UDA)	
	2017	2018
April	1,181	965
May	3,331	3,132
June	5,245	4,806
July	7,946	7,440
August	10,318	9,467
September	11,953	11,347
October	14,710	13,779
November	17,351	16,197
December	19,408	18,287
January	21,091	
February	22,964	
March	24,998	
April	25,400	
May	25,430	
June	25,443	

QUALITY

	Quantity	Base Number	Contract	AT	Region	England
% of FP17s for the same patient ID Re-attending within 3 months - Children	141	3,259	4.3%	10.5%	11.6%	12.0%
% of FP17s for the same patient ID Re-attending within 3 months - Adults	477	4,662	10.2%	16.0%	16.7%	15.9%
% of FP17s for the same patient ID Re-attending between 3 & 9 months - Children	1,425	3,259	43.7%	42.9%	47.3%	58.0%
% of FP17s for the same patient ID Re-attending between 3 & 9 months - Adults	1,667	4,662	35.8%	35.8%	38.3%	50.5%
% of FP17s for Band 1 Urgent Courses	728	7,674	9.5%	10.8%	10.5%	9.0%
% of FP17s Relating to Free Repair or Replacements	48	7,674	0.6%	0.5%	0.6%	0.8%
% of FP17s Relating to Continuations	14	7,674	0.2%	0.7%	0.8%	1.1%
% of Patients satisfied with the dentistry they have received	4	4	N/A	88.9%	89.0%	91.5%
% of Patients satisfied with the time they had to wait for an appointment	4	4	N/A	81.7%	84.2%	87.9%

* This is based on patients treated on this contract for their most recent course of treatment. Figures in italics indicate the base number of FP17s or Patient Questionnaire responses are less than 100. N/A is shown where the base number of responses is less than 10 during the period. % is calculated as Quantity/Base number*100

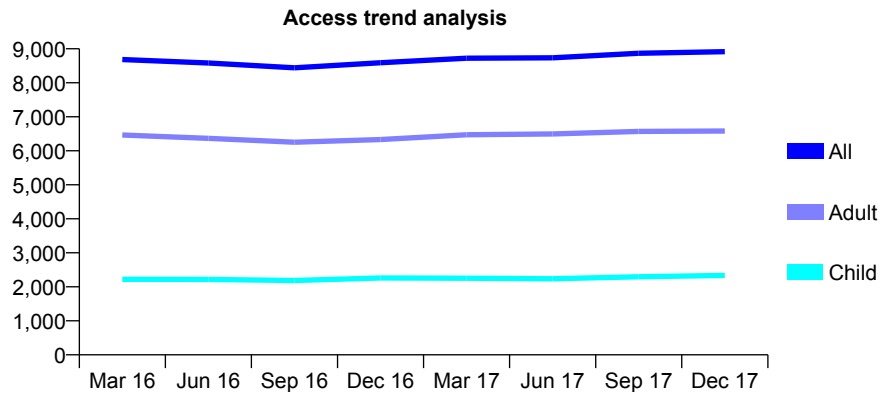
Q61 - Vital Signs At a Glance Contract Report for 169234/0001 - December 2017

Name or company name	Hoe St Dental Surgery Ltd
Contract type name	GDS Contract
Purpose of contract	General
Contract start date	01/11/2011
Contract end date	

17/18 Contracted general activity (UDA)	24,870
Carry forward general activity (UDA)	227
17/18 Contracted orthodontic activity (UOA)	0
Carry forward orthodontic activity (UOA)	0
Baseline contract value	£703,040.24

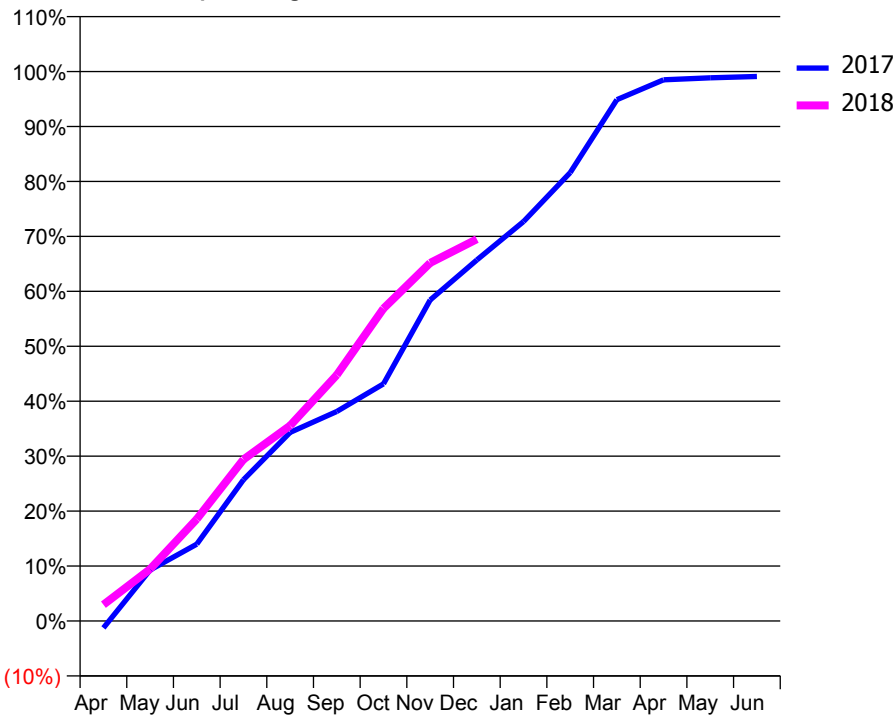
ACCESS*

Patients seen in 24 months	Total	Change since previous quarter
Quarter ending December 2016	8,592	
Quarter ending March 2017	8,724	→
Quarter ending June 2017	8,735	→
Quarter ending September 2017	8,868	→
Quarter ending December 2017	8,915	→
Variance since December 2016	3.8%	↑



ACTIVITY

Cumulative percentage of contracted UDA delivered 2017 & 2018



Month	Adjusted Scheduled Activity (UDA)	
	2017	2018
April	-319	741
May	2,309	2,354
June	3,477	4,614
July	6,394	7,314
August	8,534	8,843
September	9,484	11,135
October	10,735	14,146
November	14,532	16,210
December	16,338	17,282
January	18,081	
February	20,290	
March	23,593	
April	24,493	
May	24,584	
June	24,643	

QUALITY

	Quantity	Base Number	Contract	AT	Region	England
% of FP17s for the same patient ID Re-attending within 3 months - Children	130	1,663	7.8%	10.5%	11.6%	12.0%
% of FP17s for the same patient ID Re-attending within 3 months - Adults	398	3,882	10.3%	16.0%	16.7%	15.9%
% of FP17s for the same patient ID Re-attending between 3 & 9 months - Children	336	1,663	20.2%	42.9%	47.3%	58.0%
% of FP17s for the same patient ID Re-attending between 3 & 9 months - Adults	814	3,882	21.0%	35.8%	38.3%	50.5%
% of FP17s for Band 1 Urgent Courses	452	5,172	8.7%	10.8%	10.5%	9.0%
% of FP17s Relating to Free Repair or Replacements	40	5,172	0.8%	0.5%	0.6%	0.8%
% of FP17s Relating to Continuations	85	5,172	1.6%	0.7%	0.8%	1.1%
% of Patients satisfied with the dentistry they have received	3	3	N/A	88.9%	89.0%	91.5%
% of Patients satisfied with the time they had to wait for an appointment	1	3	N/A	81.7%	84.2%	87.9%

* This is based on patients treated on this contract for their most recent course of treatment. Figures in italics indicate the base number of FP17s or Patient Questionnaire responses are less than 100. N/A is shown where the base number of responses is less than 10 during the period. % is calculated as Quantity/Base number*100

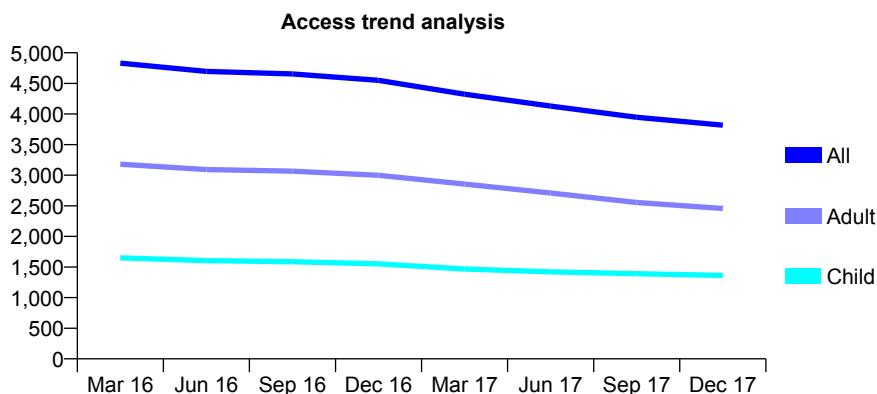
Q61 - Vital Signs At a Glance Contract Report for 169285/0001 - December 2017

Name or company name	TMG Dentistry Ltd
Contract type name	Pilot Contract
Purpose of contract	General
Contract start date	01/04/2010
Contract end date	

17/18 Contracted general activity (UDA)	12,000
Carry forward general activity (UDA)	0
17/18 Contracted orthodontic activity (UOA)	0
Carry forward orthodontic activity (UOA)	0
Baseline contract value	£367,617.66

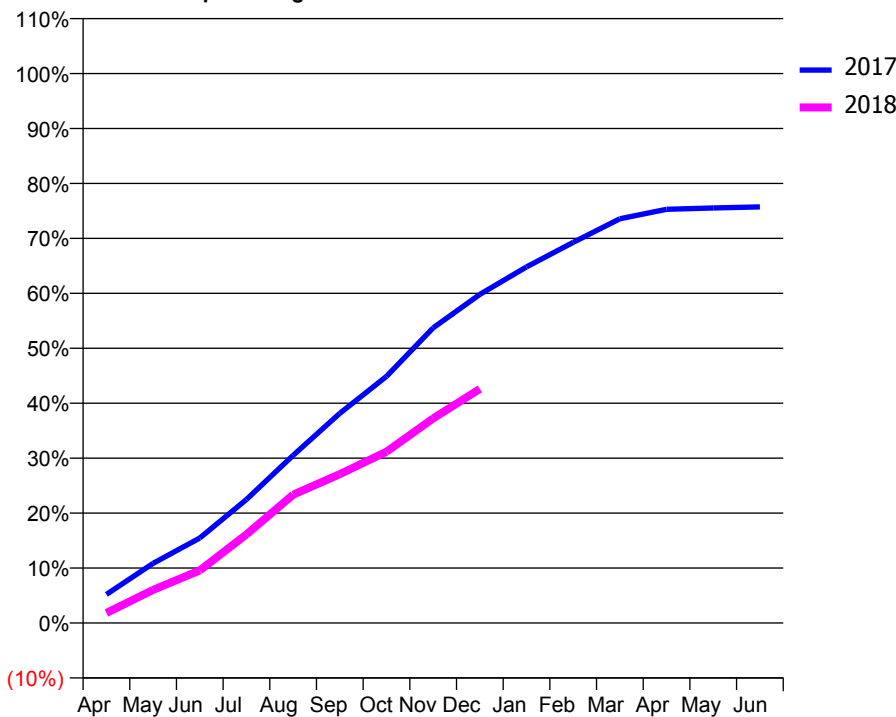
ACCESS*

Patients seen in 24 months	Total	Change since previous quarter
Quarter ending December 2016	4,551	
Quarter ending March 2017	4,323	↓
Quarter ending June 2017	4,130	↓
Quarter ending September 2017	3,946	↓
Quarter ending December 2017	3,818	↓
Variance since December 2016	(16.1%)	↓



ACTIVITY

Cumulative percentage of contracted UDA delivered 2017 & 2018



Month	Adjusted Scheduled Activity (UDA)	
	2017	2018
April	625	220
May	1,303	724
June	1,858	1,149
July	2,697	1,936
August	3,662	2,801
September	4,579	3,252
October	5,384	3,741
November	6,446	4,468
December	7,175	5,112
January	7,776	
February	8,311	
March	8,829	
April	9,036	
May	9,063	
June	9,087	

QUALITY

	Quantity	Base Number	Contract	AT	Region	England
% of FP17s for the same patient ID Re-attending within 3 months - Children	46	951	4.8%	10.5%	11.6%	12.0%
% of FP17s for the same patient ID Re-attending within 3 months - Adults	193	1,409	13.7%	16.0%	16.7%	15.9%
% of FP17s for the same patient ID Re-attending between 3 & 9 months - Children	258	951	27.1%	42.9%	47.3%	58.0%
% of FP17s for the same patient ID Re-attending between 3 & 9 months - Adults	359	1,409	25.5%	35.8%	38.3%	50.5%
% of FP17s for Band 1 Urgent Courses	172	2,198	7.8%	10.8%	10.5%	9.0%
% of FP17s Relating to Free Repair or Replacements	11	2,198	0.5%	0.5%	0.6%	0.8%
% of FP17s Relating to Continuations	10	2,198	0.5%	0.7%	0.8%	1.1%
% of Patients satisfied with the dentistry they have received	1	1	N/A	88.9%	89.0%	91.5%
% of Patients satisfied with the time they had to wait for an appointment	1	1	N/A	81.7%	84.2%	87.9%

* This is based on patients treated on this contract for their most recent course of treatment. Figures in italics indicate the base number of FP17s or Patient Questionnaire responses are less than 100. N/A is shown where the base number of responses is less than 10 during the period. % is calculated as Quantity/Base number*100

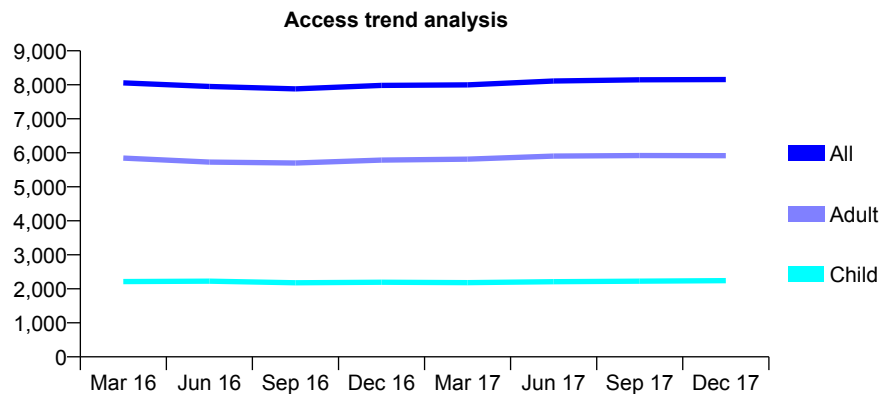
Q61 - Vital Signs At a Glance Contract Report for 170070/0001 - December 2017

Name or company name	Chadwell Dental Practice Ltd
Contract type name	GDS Contract
Purpose of contract	General
Contract start date	01/06/2011
Contract end date	

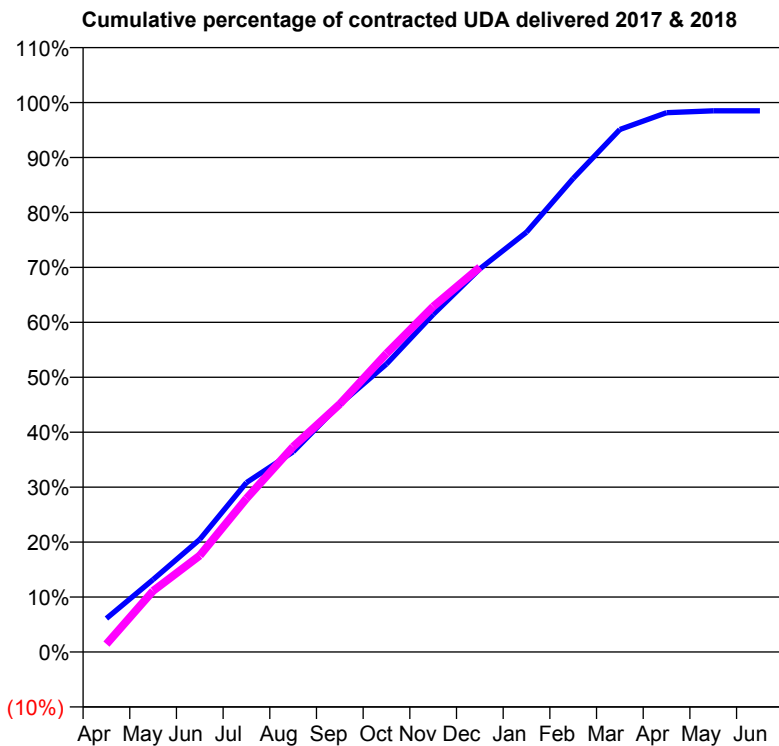
17/18 Contracted general activity (UDA)	23,737
Carry forward general activity (UDA)	360
17/18 Contracted orthodontic activity (UOA)	0
Carry forward orthodontic activity (UOA)	0
Baseline contract value	£571,914.55

ACCESS*

Patients seen in 24 months	Total	Change since previous quarter
Quarter ending December 2016	7,984	
Quarter ending March 2017	7,997	→
Quarter ending June 2017	8,111	→
Quarter ending September 2017	8,147	→
Quarter ending December 2017	8,154	→
Variance since December 2016	2.1%	↑



ACTIVITY



Month	Adjusted Scheduled Activity (UDA)	
	2017	2018
April	1,447	345
May	3,128	2,639
June	4,867	4,170
July	7,317	6,630
August	8,648	8,868
September	10,697	10,712
October	12,437	12,894
November	14,583	14,924
December	16,554	16,619
January	18,138	
February	20,460	
March	22,572	
April	23,299	
May	23,376	
June	23,377	

QUALITY

	Quantity	Base Number	Contract	AT	Region	England
% of FP17s for the same patient ID Re-attending within 3 months - Children	218	2,111	10.3%	10.5%	11.6%	12.0%
% of FP17s for the same patient ID Re-attending within 3 months - Adults	1,014	5,832	17.4%	16.0%	16.7%	15.9%
% of FP17s for the same patient ID Re-attending between 3 & 9 months - Children	969	2,111	45.9%	42.9%	47.3%	58.0%
% of FP17s for the same patient ID Re-attending between 3 & 9 months - Adults	2,878	5,832	49.3%	35.8%	38.3%	50.5%
% of FP17s for Band 1 Urgent Courses	357	7,607	4.7%	10.8%	10.5%	9.0%
% of FP17s Relating to Free Repair or Replacements	103	7,607	1.4%	0.5%	0.6%	0.8%
% of FP17s Relating to Continuations	29	7,607	0.4%	0.7%	0.8%	1.1%
% of Patients satisfied with the dentistry they have received	7	9	N/A	88.9%	89.0%	91.5%
% of Patients satisfied with the time they had to wait for an appointment	9	9	N/A	81.7%	84.2%	87.9%

* This is based on patients treated on this contract for their most recent course of treatment. Figures in italics indicate the base number of FP17s or Patient Questionnaire responses are less than 100. N/A is shown where the base number of responses is less than 10 during the period. % is calculated as Quantity/Base number*100

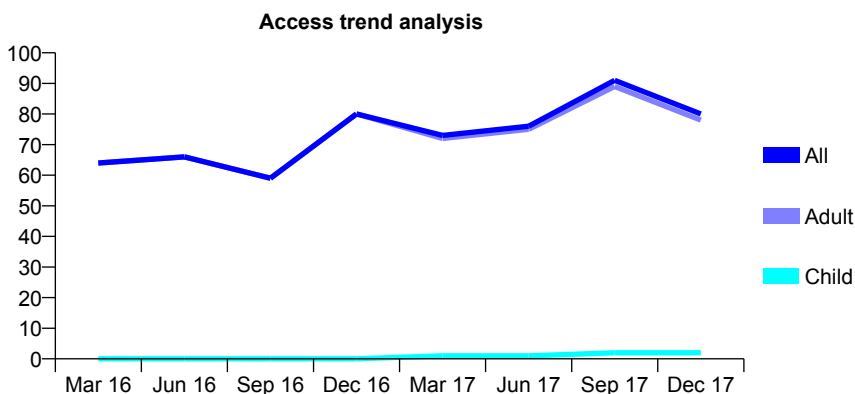
Q61 - Vital Signs At a Glance Contract Report for 170615/0001 - December 2017

Name or company name	Mr N.Nagpaul & Mr J. Ginty
Contract type name	PDS Contract
Purpose of contract	General
Contract start date	01/04/2009
Contract end date	31/03/2018

17/18 Contracted general activity (UDA)	276
Carry forward general activity (UDA)	-6
17/18 Contracted orthodontic activity (UOA)	0
Carry forward orthodontic activity (UOA)	0
Baseline contract value	£55,047.47

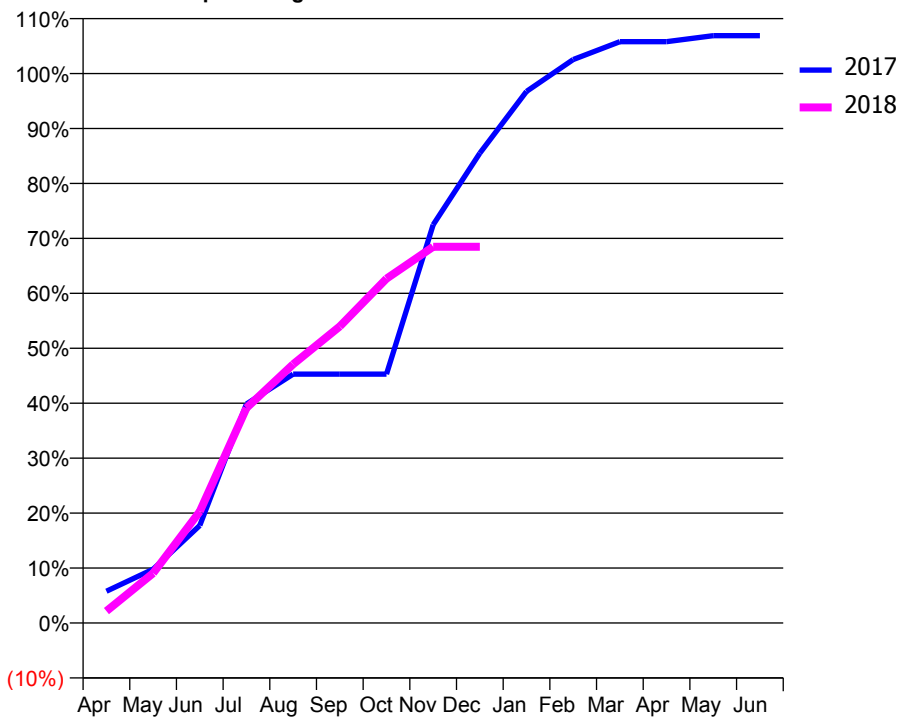
ACCESS*

Patients seen in 24 months	Total	Change since previous quarter
Quarter ending December 2016	80	
Quarter ending March 2017	73	↓
Quarter ending June 2017	76	↑
Quarter ending September 2017	91	↑
Quarter ending December 2017	80	↓
Variance since December 2016	0.0%	→



ACTIVITY

Cumulative percentage of contracted UDA delivered 2017 & 2018



Month	Adjusted Scheduled Activity (UDA)	
	2017	2018
April	16	6
May	27	25
June	49	56
July	110	108
August	125	130
September	125	149
October	125	173
November	200	189
December	236	189
January	267	
February	283	
March	292	
April	292	
May	295	
June	295	

QUALITY

	Quantity	Base Number	Contract	AT	Region	England
% of FP17s for the same patient ID Re-attending within 3 months - Children	0	2	0.0%	10.5%	11.6%	12.0%
% of FP17s for the same patient ID Re-attending within 3 months - Adults	0	64	0.0%	16.0%	16.7%	15.9%
% of FP17s for the same patient ID Re-attending between 3 & 9 months - Children	0	2	0.0%	42.9%	47.3%	58.0%
% of FP17s for the same patient ID Re-attending between 3 & 9 months - Adults	0	64	0.0%	35.8%	38.3%	50.5%
% of FP17s for Band 1 Urgent Courses	0	65	0.0%	10.8%	10.5%	9.0%
% of FP17s Relating to Free Repair or Replacements	0	65	0.0%	0.5%	0.6%	0.8%
% of FP17s Relating to Continuations	0	65	0.0%	0.7%	0.8%	1.1%
% of Patients satisfied with the dentistry they have received	0	0	N/A	88.9%	89.0%	91.5%
% of Patients satisfied with the time they had to wait for an appointment	0	0	N/A	81.7%	84.2%	87.9%

* This is based on patients treated on this contract for their most recent course of treatment. Figures in italics indicate the base number of FP17s or Patient Questionnaire responses are less than 100. N/A is shown where the base number of responses is less than 10 during the period. % is calculated as Quantity/Base number*100

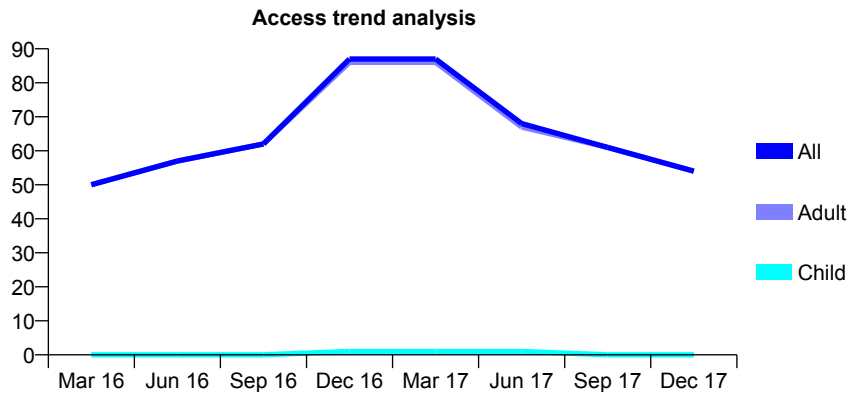
Q61 - Vital Signs At a Glance Contract Report for 170615/0002 - December 2017

Name or company name	Mr N.Nagpaul & Mr J. Ginty
Contract type name	PDS Contract
Purpose of contract	General
Contract start date	01/11/2009
Contract end date	31/03/2018

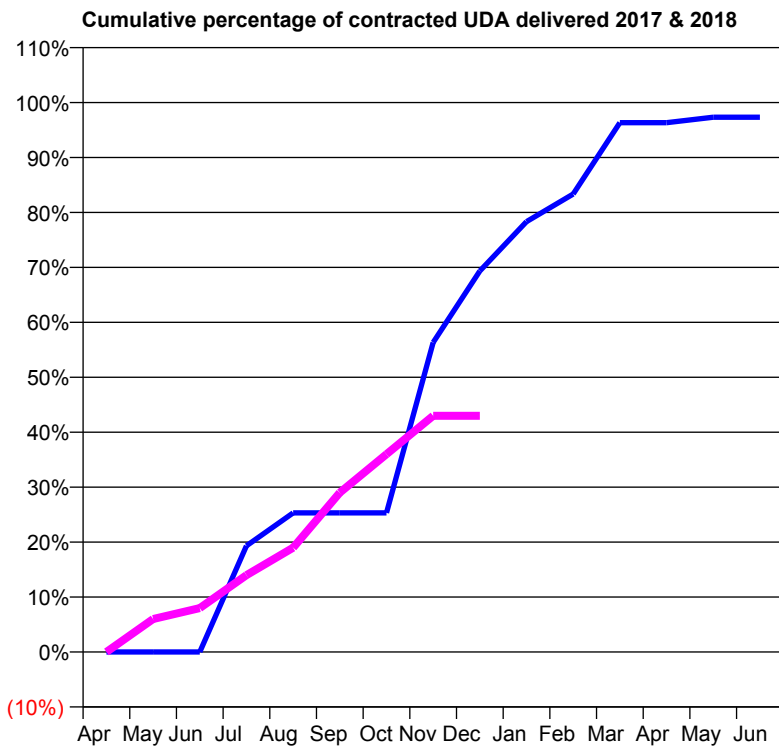
17/18 Contracted general activity (UDA)	300
Carry forward general activity (UDA)	0
17/18 Contracted orthodontic activity (UOA)	0
Carry forward orthodontic activity (UOA)	0
Baseline contract value	£61,277.37

ACCESS*

Patients seen in 24 months	Total	Change since previous quarter
Quarter ending December 2016	87	
Quarter ending March 2017	87	→
Quarter ending June 2017	68	↓
Quarter ending September 2017	61	↓
Quarter ending December 2017	54	↓
Variance since December 2016	(37.9%)	↓



ACTIVITY



Month	Adjusted Scheduled Activity (UDA)	
	2017	2018
April	0	0
May	0	18
June	0	24
July	58	42
August	76	57
September	76	87
October	76	108
November	169	129
December	208	129
January	235	
February	250	
March	289	
April	289	
May	292	
June	292	

QUALITY

	Quantity	Base Number	Contract	AT	Region	England
% of FP17s for the same patient ID Re-attending within 3 months - Children	0	1	0.0%	10.5%	11.6%	12.0%
% of FP17s for the same patient ID Re-attending within 3 months - Adults	0	43	0.0%	16.0%	16.7%	15.9%
% of FP17s for the same patient ID Re-attending between 3 & 9 months - Children	0	1	0.0%	42.9%	47.3%	58.0%
% of FP17s for the same patient ID Re-attending between 3 & 9 months - Adults	0	43	0.0%	35.8%	38.3%	50.5%
% of FP17s for Band 1 Urgent Courses	0	43	0.0%	10.8%	10.5%	9.0%
% of FP17s Relating to Free Repair or Replacements	0	43	0.0%	0.5%	0.6%	0.8%
% of FP17s Relating to Continuations	0	43	0.0%	0.7%	0.8%	1.1%
% of Patients satisfied with the dentistry they have received	0	0	N/A	88.9%	89.0%	91.5%
% of Patients satisfied with the time they had to wait for an appointment	0	0	N/A	81.7%	84.2%	87.9%

* This is based on patients treated on this contract for their most recent course of treatment. Figures in italics indicate the base number of FP17s or Patient Questionnaire responses are less than 100. N/A is shown where the base number of responses is less than 10 during the period. % is calculated as Quantity/Base number*100

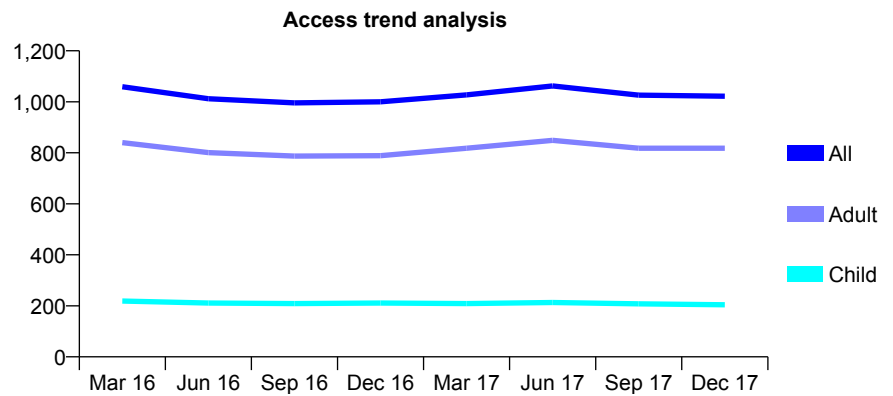
Q61 - Vital Signs At a Glance Contract Report for 170801/0001 - December 2017

Name or company name	Hendon Dental Practice
Contract type name	GDS Contract
Purpose of contract	General
Contract start date	01/06/2012
Contract end date	

17/18 Contracted general activity (UDA)	3,861
Carry forward general activity (UDA)	0
17/18 Contracted orthodontic activity (UOA)	0
Carry forward orthodontic activity (UOA)	0
Baseline contract value	£108,368.77

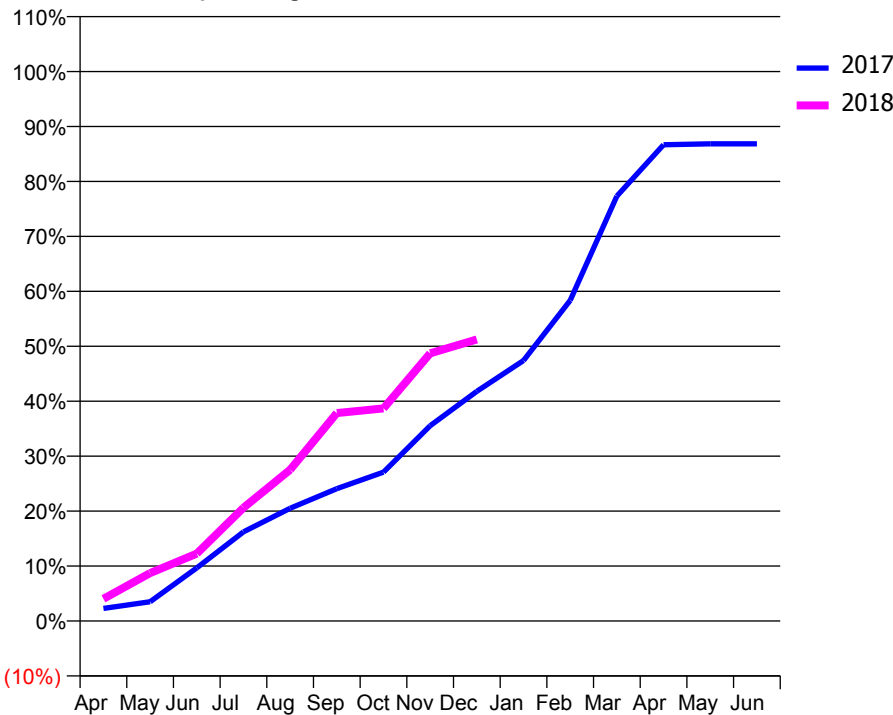
ACCESS*

Patients seen in 24 months	Total	Change since previous quarter
Quarter ending December 2016	1,000	
Quarter ending March 2017	1,027	↑
Quarter ending June 2017	1,062	↑
Quarter ending September 2017	1,026	↓
Quarter ending December 2017	1,022	→
Variance since December 2016	2.2%	↑



ACTIVITY

Cumulative percentage of contracted UDA delivered 2017 & 2018



Month	Adjusted Scheduled Activity (UDA)	
	2017	2018
April	89	156
May	135	336
June	373	474
July	626	796
August	792	1,063
September	930	1,462
October	1,046	1,494
November	1,372	1,881
December	1,614	1,978
January	1,830	
February	2,253	
March	2,985	
April	3,346	
May	3,353	
June	3,353	

QUALITY

	Quantity	Base Number	Contract	AT	Region	England
% of FP17s for the same patient ID Re-attending within 3 months - Children	9	157	5.7%	10.5%	11.6%	12.0%
% of FP17s for the same patient ID Re-attending within 3 months - Adults	91	545	16.7%	16.0%	16.7%	15.9%
% of FP17s for the same patient ID Re-attending between 3 & 9 months - Children	65	157	41.4%	42.9%	47.3%	58.0%
% of FP17s for the same patient ID Re-attending between 3 & 9 months - Adults	123	545	22.6%	35.8%	38.3%	50.5%
% of FP17s for Band 1 Urgent Courses	82	611	13.4%	10.8%	10.5%	9.0%
% of FP17s Relating to Free Repair or Replacements	0	611	0.0%	0.5%	0.6%	0.8%
% of FP17s Relating to Continuations	6	611	1.0%	0.7%	0.8%	1.1%
% of Patients satisfied with the dentistry they have received	2	2	N/A	88.9%	89.0%	91.5%
% of Patients satisfied with the time they had to wait for an appointment	2	2	N/A	81.7%	84.2%	87.9%

* This is based on patients treated on this contract for their most recent course of treatment. Figures in italics indicate the base number of FP17s or Patient Questionnaire responses are less than 100. N/A is shown where the base number of responses is less than 10 during the period. % is calculated as Quantity/Base number*100

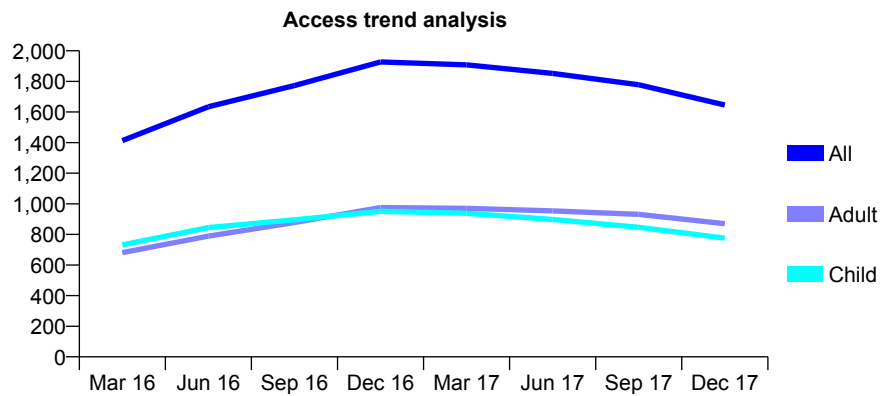
Q61 - Vital Signs At a Glance Contract Report for 171190/0001 - December 2017

Name or company name	The Dental Surgery
Contract type name	GDS Contract
Purpose of contract	General
Contract start date	01/03/2015
Contract end date	

17/18 Contracted general activity (UDA)	4,098
Carry forward general activity (UDA)	-65
17/18 Contracted orthodontic activity (UOA)	0
Carry forward orthodontic activity (UOA)	0
Baseline contract value	£136,753.02

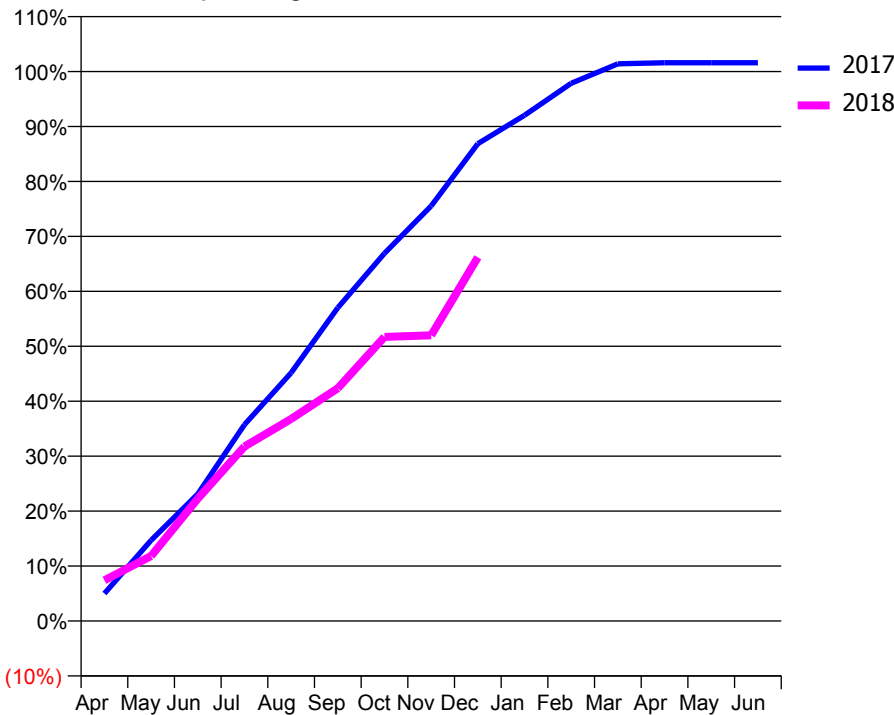
ACCESS*

Patients seen in 24 months	Total	Change since previous quarter
Quarter ending December 2016	1,927	
Quarter ending March 2017	1,908	→
Quarter ending June 2017	1,852	↓
Quarter ending September 2017	1,778	↓
Quarter ending December 2017	1,646	↓
Variance since December 2016	(14.6%)	↓



ACTIVITY

Cumulative percentage of contracted UDA delivered 2017 & 2018



Month	Adjusted Scheduled Activity (UDA)	
	2017	2018
April	205	304
May	603	485
June	947	913
July	1,464	1,301
August	1,851	1,507
September	2,336	1,735
October	2,742	2,119
November	3,096	2,131
December	3,560	2,712
January	3,771	
February	4,010	
March	4,155	
April	4,163	
May	4,163	
June	4,163	

QUALITY

	Quantity	Base Number	Contract	AT	Region	England
% of FP17s for the same patient ID Re-attending within 3 months - Children	46	614	7.5%	10.5%	11.6%	12.0%
% of FP17s for the same patient ID Re-attending within 3 months - Adults	94	642	14.6%	16.0%	16.7%	15.9%
% of FP17s for the same patient ID Re-attending between 3 & 9 months - Children	279	614	45.4%	42.9%	47.3%	58.0%
% of FP17s for the same patient ID Re-attending between 3 & 9 months - Adults	274	642	42.7%	35.8%	38.3%	50.5%
% of FP17s for Band 1 Urgent Courses	142	1,251	11.4%	10.8%	10.5%	9.0%
% of FP17s Relating to Free Repair or Replacements	7	1,251	0.6%	0.5%	0.6%	0.8%
% of FP17s Relating to Continuations	10	1,251	0.8%	0.7%	0.8%	1.1%
% of Patients satisfied with the dentistry they have received	0	0	N/A	88.9%	89.0%	91.5%
% of Patients satisfied with the time they had to wait for an appointment	0	0	N/A	81.7%	84.2%	87.9%

* This is based on patients treated on this contract for their most recent course of treatment. Figures in italics indicate the base number of FP17s or Patient Questionnaire responses are less than 100. N/A is shown where the base number of responses is less than 10 during the period. % is calculated as Quantity/Base number*100

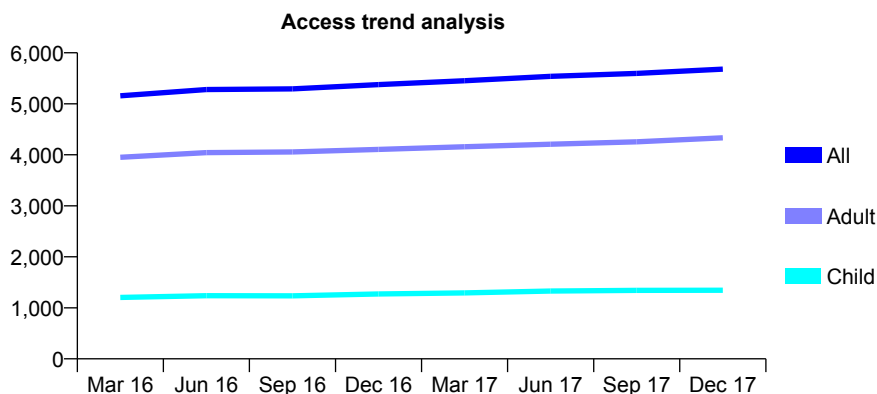
Q61 - Vital Signs At a Glance Contract Report for 173231/0001 - December 2017

Name or company name	S Shah and A Patel
Contract type name	GDS Contract
Purpose of contract	General
Contract start date	22/08/2013
Contract end date	

17/18 Contracted general activity (UDA)	14,477
Carry forward general activity (UDA)	-290
17/18 Contracted orthodontic activity (UOA)	0
Carry forward orthodontic activity (UOA)	0
Baseline contract value	£342,106.38

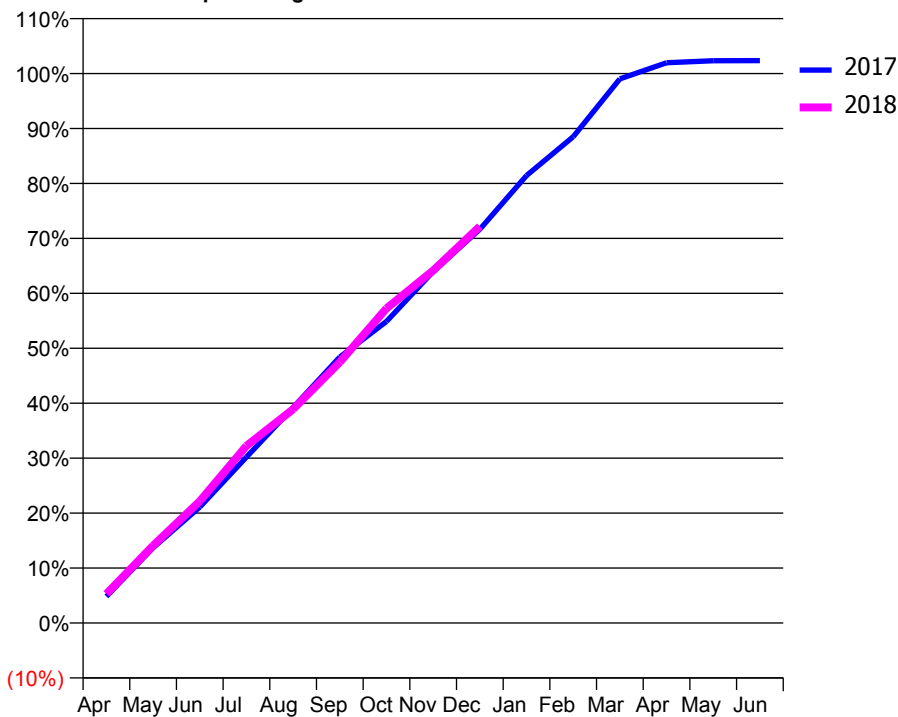
ACCESS*

Patients seen in 24 months	Total	Change since previous quarter
Quarter ending December 2016	5,377	
Quarter ending March 2017	5,451	→
Quarter ending June 2017	5,538	→
Quarter ending September 2017	5,597	→
Quarter ending December 2017	5,679	→
Variance since December 2016	5.6%	↑



ACTIVITY

Cumulative percentage of contracted UDA delivered 2017 & 2018



Month	Adjusted Scheduled Activity (UDA)	
	2017	2018
April	699	769
May	1,982	2,038
June	3,054	3,210
July	4,370	4,668
August	5,678	5,632
September	7,006	6,872
October	7,944	8,289
November	9,257	9,287
December	10,373	10,451
January	11,787	
February	12,810	
March	14,334	
April	14,761	
May	14,813	
June	14,816	

QUALITY

	Quantity	Base Number	Contract	AT	Region	England
% of FP17s for the same patient ID Re-attending within 3 months - Children	112	1,313	8.5%	10.5%	11.6%	12.0%
% of FP17s for the same patient ID Re-attending within 3 months - Adults	531	3,621	14.7%	16.0%	16.7%	15.9%
% of FP17s for the same patient ID Re-attending between 3 & 9 months - Children	620	1,313	47.2%	42.9%	47.3%	58.0%
% of FP17s for the same patient ID Re-attending between 3 & 9 months - Adults	1,422	3,621	39.3%	35.8%	38.3%	50.5%
% of FP17s for Band 1 Urgent Courses	532	4,740	11.2%	10.8%	10.5%	9.0%
% of FP17s Relating to Free Repair or Replacements	29	4,740	0.6%	0.5%	0.6%	0.8%
% of FP17s Relating to Continuations	14	4,740	0.3%	0.7%	0.8%	1.1%
% of Patients satisfied with the dentistry they have received	5	5	N/A	88.9%	89.0%	91.5%
% of Patients satisfied with the time they had to wait for an appointment	4	5	N/A	81.7%	84.2%	87.9%

* This is based on patients treated on this contract for their most recent course of treatment. Figures in italics indicate the base number of FP17s or Patient Questionnaire responses are less than 100. N/A is shown where the base number of responses is less than 10 during the period. % is calculated as Quantity/Base number*100

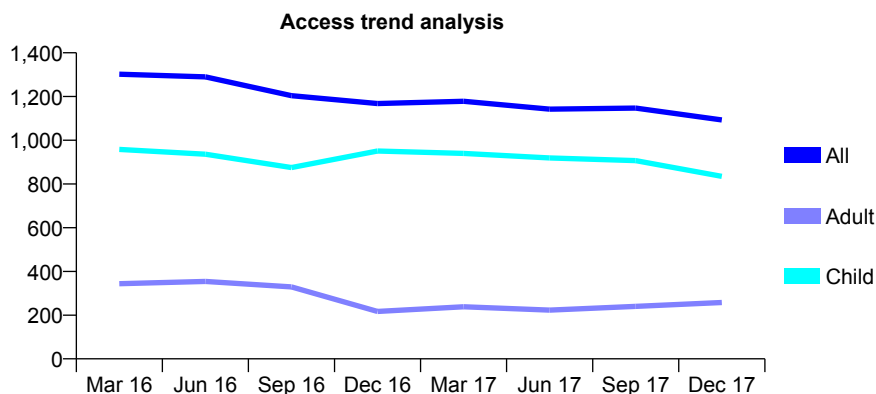
Q61 - Vital Signs At a Glance Contract Report for 174122/0001 - December 2017

Name or company name	Mr Matthew Power, Mrs Nicola Power and M
Contract type name	GDS Contract
Purpose of contract	General and Orthodontic
Contract start date	01/11/2010
Contract end date	

17/18 Contracted general activity (UDA)	529
Carry forward general activity (UDA)	-11
17/18 Contracted orthodontic activity (UOA)	10,864
Carry forward orthodontic activity (UOA)	-217
Baseline contract value	£762,075.58

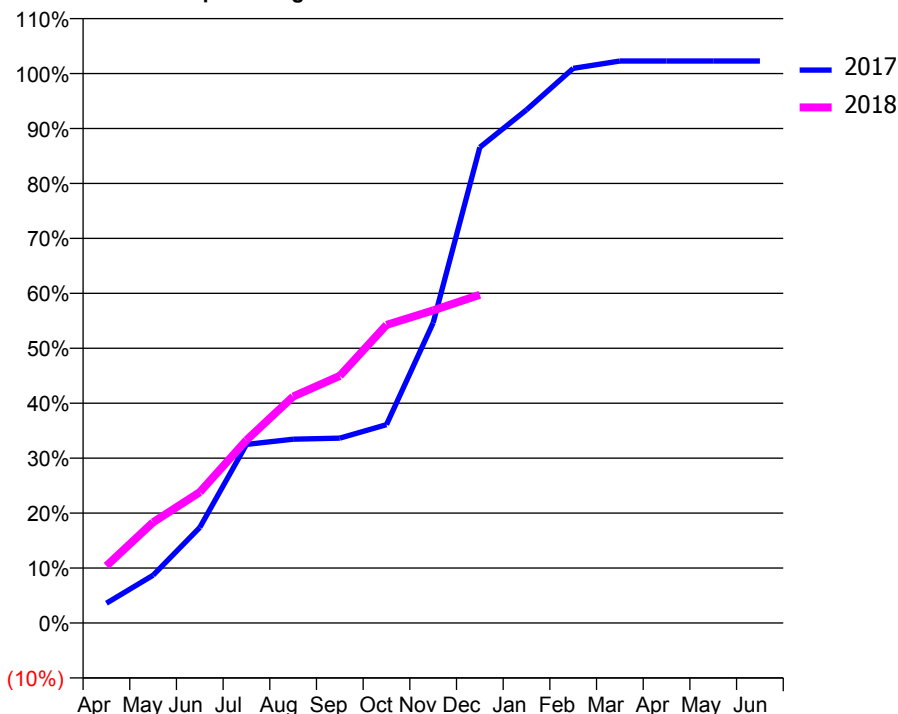
ACCESS*

Patients seen in 24 months	Total	Change since previous quarter
Quarter ending December 2016	1,168	
Quarter ending March 2017	1,178	→
Quarter ending June 2017	1,142	↓
Quarter ending September 2017	1,147	→
Quarter ending December 2017	1,093	↓
Variance since December 2016	(6.4%)	↓



ACTIVITY

Cumulative percentage of contracted UDA delivered 2017 & 2018



Adjusted Scheduled Activity (UDA)		
Month	2017	2018
April	19	55
May	46	97
June	92	126
July	172	176
August	177	218
September	178	238
October	191	287
November	289	301
December	458	316
January	494	
February	534	
March	541	
April	541	
May	541	
June	541	

QUALITY

	Quantity	Base Number	Contract	AT	Region	England
% of FP17s for the same patient ID Re-attending within 3 months - Children	24	900	2.7%	10.5%	11.6%	12.0%
% of FP17s for the same patient ID Re-attending within 3 months - Adults	0	82	0.0%	16.0%	16.7%	15.9%
% of FP17s for the same patient ID Re-attending between 3 & 9 months - Children	62	900	6.9%	42.9%	47.3%	58.0%
% of FP17s for the same patient ID Re-attending between 3 & 9 months - Adults	2	82	2.4%	35.8%	38.3%	50.5%
% of FP17s for Band 1 Urgent Courses	0	287	0.0%	10.8%	10.5%	9.0%
% of FP17s Relating to Free Repair or Replacements	0	287	0.0%	0.5%	0.6%	0.8%
% of FP17s Relating to Continuations	0	287	0.0%	0.7%	0.8%	1.1%
% of Patients satisfied with the dentistry they have received	0	0	N/A	88.9%	89.0%	91.5%
% of Patients satisfied with the time they had to wait for an appointment	0	0	N/A	81.7%	84.2%	87.9%

* This is based on patients treated on this contract for their most recent course of treatment. Figures in italics indicate the base number of FP17s or Patient Questionnaire responses are less than 100. N/A is shown where the base number of responses is less than 10 during the period. % is calculated as Quantity/Base number*100

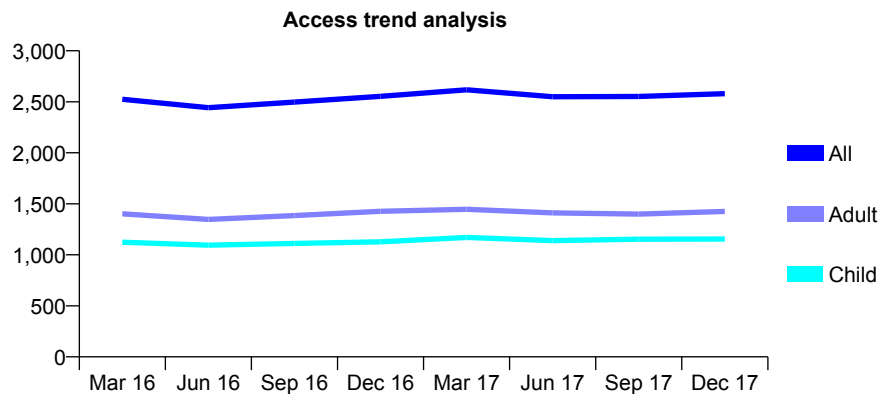
Q61 - Vital Signs At a Glance Contract Report for 175773/0001 - December 2017

Name or company name	Mr Monsur Hannan & Mr Amin Mandegarar
Contract type name	GDS Contract
Purpose of contract	General
Contract start date	01/04/2008
Contract end date	

17/18 Contracted general activity (UDA)	5,256
Carry forward general activity (UDA)	174
17/18 Contracted orthodontic activity (UOA)	0
Carry forward orthodontic activity (UOA)	0
Baseline contract value	£144,676.12

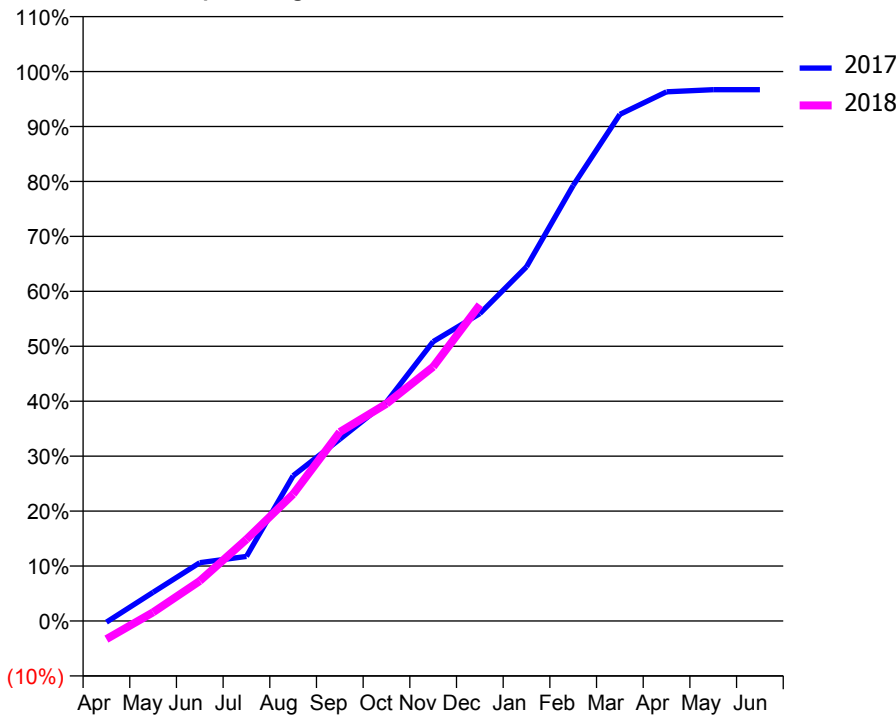
ACCESS*

Patients seen in 24 months	Total	Change since previous quarter
Quarter ending December 2016	2,554	
Quarter ending March 2017	2,617	↑
Quarter ending June 2017	2,550	↓
Quarter ending September 2017	2,552	→
Quarter ending December 2017	2,580	→
Variance since December 2016	1.0%	→



ACTIVITY

Cumulative percentage of contracted UDA delivered 2017 & 2018



Month	Adjusted Scheduled Activity (UDA)	
	2017	2018
April	-12	-174
May	275	83
June	557	384
July	618	782
August	1,389	1,214
September	1,739	1,808
October	2,095	2,078
November	2,673	2,431
December	2,940	3,025
January	3,389	
February	4,166	
March	4,846	
April	5,062	
May	5,082	
June	5,082	

QUALITY

	Quantity	Base Number	Contract	AT	Region	England
% of FP17s for the same patient ID Re-attending within 3 months - Children	60	980	6.1%	10.5%	11.6%	12.0%
% of FP17s for the same patient ID Re-attending within 3 months - Adults	122	913	13.4%	16.0%	16.7%	15.9%
% of FP17s for the same patient ID Re-attending between 3 & 9 months - Children	503	980	51.3%	42.9%	47.3%	58.0%
% of FP17s for the same patient ID Re-attending between 3 & 9 months - Adults	324	913	35.5%	35.8%	38.3%	50.5%
% of FP17s for Band 1 Urgent Courses	172	1,812	9.5%	10.8%	10.5%	9.0%
% of FP17s Relating to Free Repair or Replacements	2	1,812	0.1%	0.5%	0.6%	0.8%
% of FP17s Relating to Continuations	6	1,812	0.3%	0.7%	0.8%	1.1%
% of Patients satisfied with the dentistry they have received	1	1	N/A	88.9%	89.0%	91.5%
% of Patients satisfied with the time they had to wait for an appointment	1	1	N/A	81.7%	84.2%	87.9%

* This is based on patients treated on this contract for their most recent course of treatment. Figures in italics indicate the base number of FP17s or Patient Questionnaire responses are less than 100. N/A is shown where the base number of responses is less than 10 during the period. % is calculated as Quantity/Base number*100

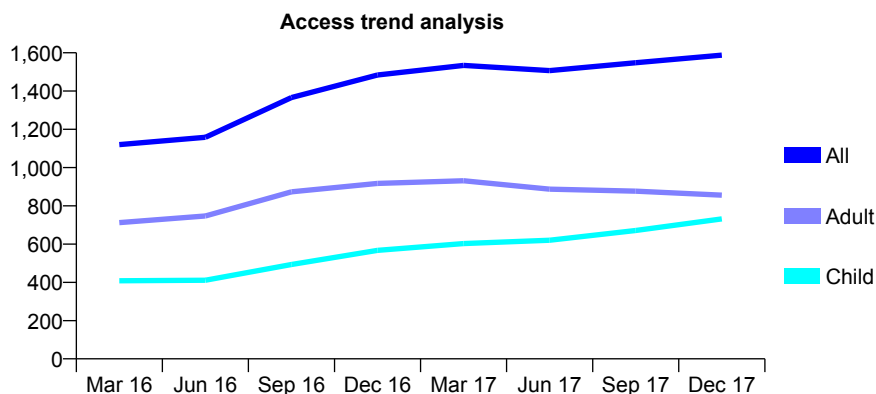
Q61 - Vital Signs At a Glance Contract Report for 176230/0001 - December 2017

Name or company name	Bell Lane Smile Dental Practice
Contract type name	GDS Contract
Purpose of contract	General
Contract start date	01/11/2014
Contract end date	

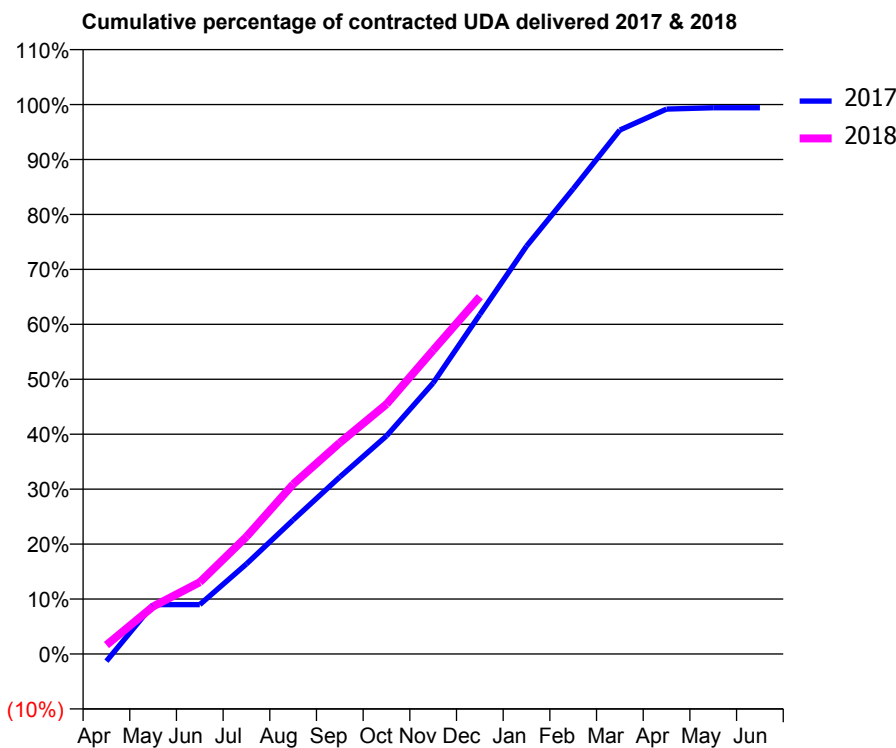
17/18 Contracted general activity (UDA)	5,430
Carry forward general activity (UDA)	32
17/18 Contracted orthodontic activity (UOA)	0
Carry forward orthodontic activity (UOA)	0
Baseline contract value	£153,929.88

ACCESS*

Patients seen in 24 months	Total	Change since previous quarter
Quarter ending December 2016	1,484	
Quarter ending March 2017	1,534	↑
Quarter ending June 2017	1,507	↓
Quarter ending September 2017	1,548	↑
Quarter ending December 2017	1,588	↑
Variance since December 2016	7.0%	↑



ACTIVITY



Month	Adjusted Scheduled Activity (UDA)	
	2017	2018
April	-72	89
May	488	470
June	488	709
July	890	1,159
August	1,325	1,678
September	1,749	2,088
October	2,155	2,468
November	2,678	3,002
December	3,356	3,531
January	4,030	
February	4,597	
March	5,178	
April	5,384	
May	5,398	
June	5,398	

QUALITY

	Quantity	Base Number	Contract	AT	Region	England
% of FP17s for the same patient ID Re-attending within 3 months - Children	127	902	14.1%	10.5%	11.6%	12.0%
% of FP17s for the same patient ID Re-attending within 3 months - Adults	71	521	13.6%	16.0%	16.7%	15.9%
% of FP17s for the same patient ID Re-attending between 3 & 9 months - Children	488	902	54.1%	42.9%	47.3%	58.0%
% of FP17s for the same patient ID Re-attending between 3 & 9 months - Adults	187	521	35.9%	35.8%	38.3%	50.5%
% of FP17s for Band 1 Urgent Courses	56	1,321	4.2%	10.8%	10.5%	9.0%
% of FP17s Relating to Free Repair or Replacements	0	1,321	0.0%	0.5%	0.6%	0.8%
% of FP17s Relating to Continuations	6	1,321	0.5%	0.7%	0.8%	1.1%
% of Patients satisfied with the dentistry they have received	0	0	N/A	88.9%	89.0%	91.5%
% of Patients satisfied with the time they had to wait for an appointment	0	0	N/A	81.7%	84.2%	87.9%

* This is based on patients treated on this contract for their most recent course of treatment. Figures in italics indicate the base number of FP17s or Patient Questionnaire responses are less than 100. N/A is shown where the base number of responses is less than 10 during the period. % is calculated as Quantity/Base number*100

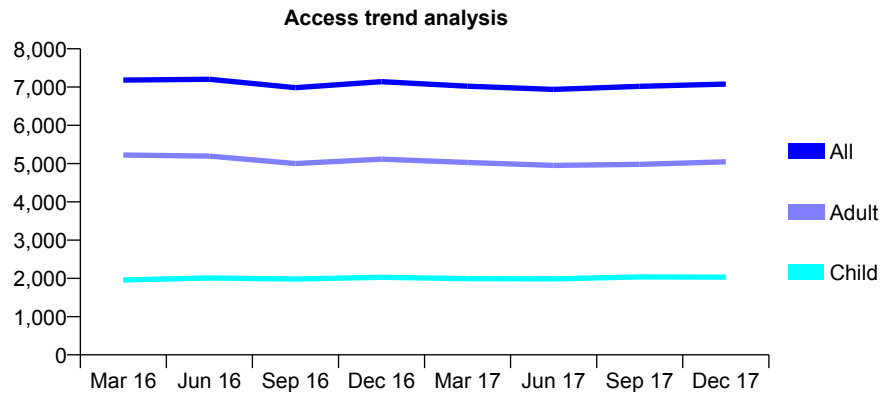
Q61 - Vital Signs At a Glance Contract Report for 176729/0001 - December 2017

Name or company name	Dr Vahid Haghghi and Dr Katayoun Shams
Contract type name	GDS Contract
Purpose of contract	General
Contract start date	01/12/2011
Contract end date	

17/18 Contracted general activity (UDA)	18,762
Carry forward general activity (UDA)	-375
17/18 Contracted orthodontic activity (UOA)	0
Carry forward orthodontic activity (UOA)	0
Baseline contract value	£500,398.72

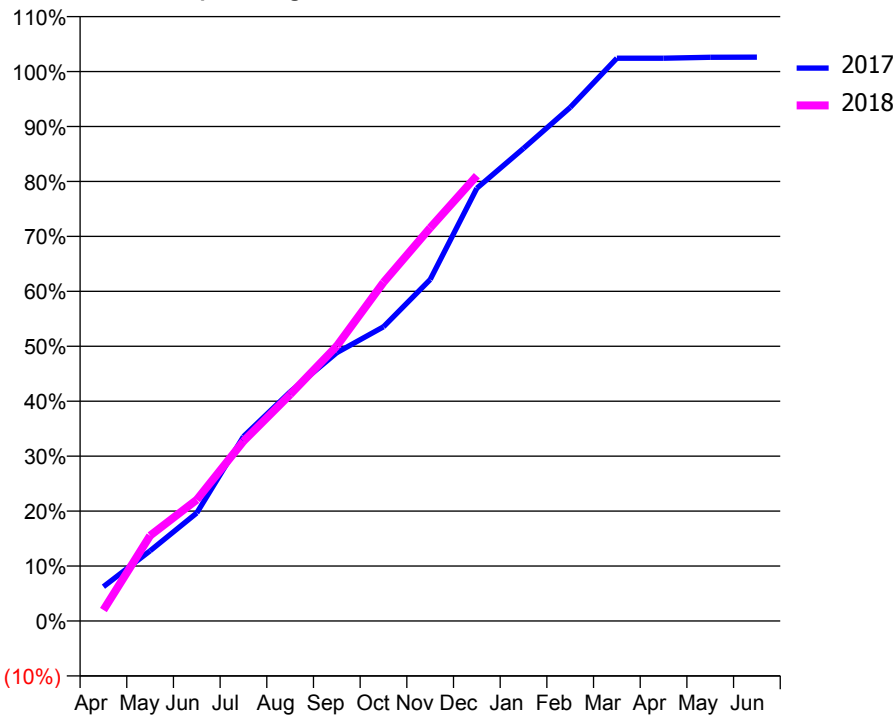
ACCESS*

Patients seen in 24 months	Total	Change since previous quarter
Quarter ending December 2016	7,141	
Quarter ending March 2017	7,022	↓
Quarter ending June 2017	6,937	↓
Quarter ending September 2017	7,018	→
Quarter ending December 2017	7,078	→
Variance since December 2016	(0.9%)	→



ACTIVITY

Cumulative percentage of contracted UDA delivered 2017 & 2018



Month	Adjusted Scheduled Activity (UDA)	
	2017	2018
April	1,172	375
May	2,396	2,916
June	3,690	4,139
July	6,300	6,139
August	7,822	7,732
September	9,161	9,391
October	10,047	11,562
November	11,660	13,425
December	14,778	15,203
January	16,139	
February	17,535	
March	19,215	
April	19,215	
May	19,249	
June	19,253	

QUALITY

	Quantity	Base Number	Contract	AT	Region	England
% of FP17s for the same patient ID Re-attending within 3 months - Children	110	1,897	5.8%	10.5%	11.6%	12.0%
% of FP17s for the same patient ID Re-attending within 3 months - Adults	459	3,762	12.2%	16.0%	16.7%	15.9%
% of FP17s for the same patient ID Re-attending between 3 & 9 months - Children	739	1,897	39.0%	42.9%	47.3%	58.0%
% of FP17s for the same patient ID Re-attending between 3 & 9 months - Adults	1,033	3,762	27.5%	35.8%	38.3%	50.5%
% of FP17s for Band 1 Urgent Courses	408	5,663	7.2%	10.8%	10.5%	9.0%
% of FP17s Relating to Free Repair or Replacements	13	5,663	0.2%	0.5%	0.6%	0.8%
% of FP17s Relating to Continuations	89	5,663	1.6%	0.7%	0.8%	1.1%
% of Patients satisfied with the dentistry they have received	2	3	N/A	88.9%	89.0%	91.5%
% of Patients satisfied with the time they had to wait for an appointment	2	3	N/A	81.7%	84.2%	87.9%

* This is based on patients treated on this contract for their most recent course of treatment. Figures in italics indicate the base number of FP17s or Patient Questionnaire responses are less than 100. N/A is shown where the base number of responses is less than 10 during the period. % is calculated as Quantity/Base number*100

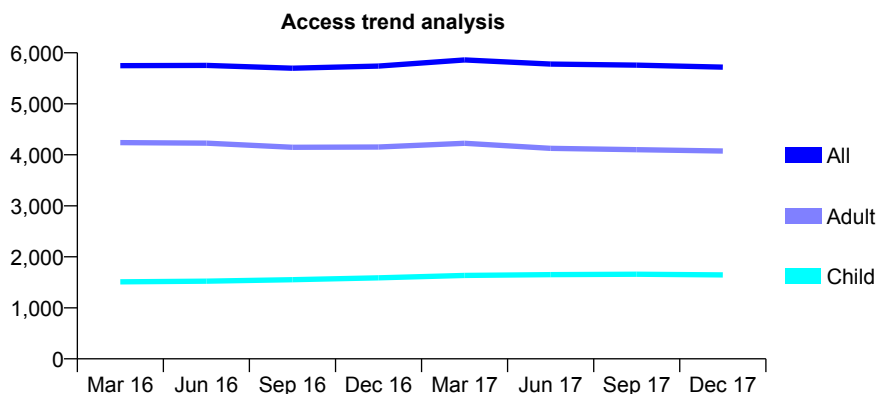
Q61 - Vital Signs At a Glance Contract Report for 177180/0001 - December 2017

Name or company name	Cosmo Clinic Ltd.
Contract type name	GDS Contract
Purpose of contract	General
Contract start date	01/05/2010
Contract end date	

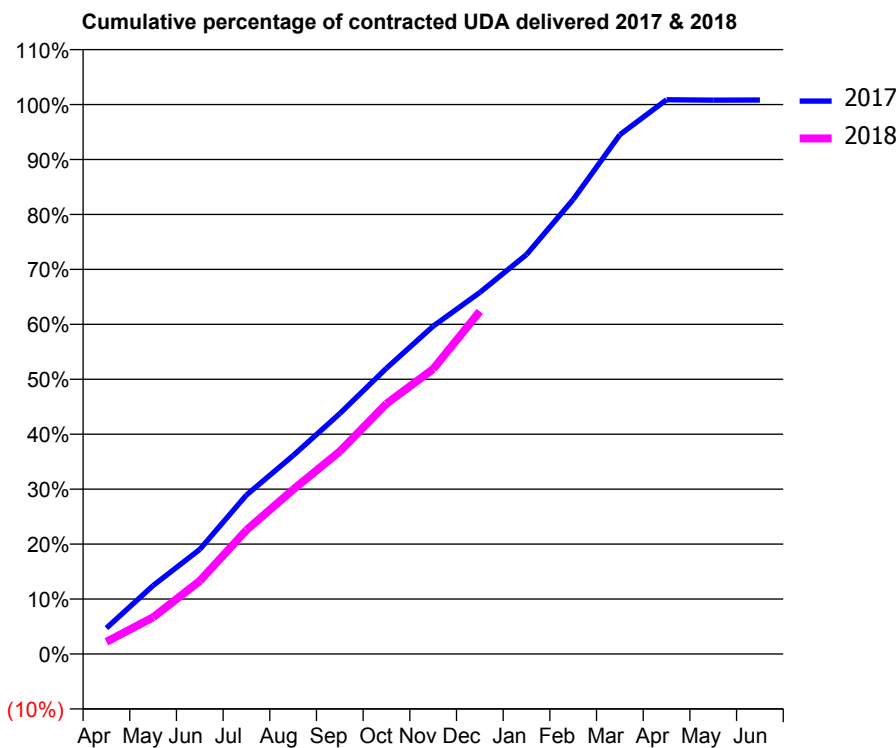
17/18 Contracted general activity (UDA)	21,931
Carry forward general activity (UDA)	-178
17/18 Contracted orthodontic activity (UOA)	0
Carry forward orthodontic activity (UOA)	0
Baseline contract value	£613,430.85

ACCESS*

Patients seen in 24 months	Total	Change since previous quarter
Quarter ending December 2016	5,740	
Quarter ending March 2017	5,860	↑
Quarter ending June 2017	5,778	↓
Quarter ending September 2017	5,759	→
Quarter ending December 2017	5,720	→
Variance since December 2016	(0.3%)	→



ACTIVITY



Month	Adjusted Scheduled Activity (UDA)	
	2017	2018
April	1,034	485
May	2,734	1,467
June	4,173	2,921
July	6,346	4,946
August	7,922	6,566
September	9,597	8,089
October	11,406	9,992
November	13,087	11,376
December	14,430	13,674
January	15,943	
February	18,140	
March	20,725	
April	22,119	
May	22,107	
June	22,109	

QUALITY

	Quantity	Base Number	Contract	AT	Region	England
% of FP17s for the same patient ID Re-attending within 3 months - Children	112	1,064	10.5%	10.5%	11.6%	12.0%
% of FP17s for the same patient ID Re-attending within 3 months - Adults	476	2,751	17.3%	16.0%	16.7%	15.9%
% of FP17s for the same patient ID Re-attending between 3 & 9 months - Children	294	1,064	27.6%	42.9%	47.3%	58.0%
% of FP17s for the same patient ID Re-attending between 3 & 9 months - Adults	687	2,751	25.0%	35.8%	38.3%	50.5%
% of FP17s for Band 1 Urgent Courses	285	3,503	8.1%	10.8%	10.5%	9.0%
% of FP17s Relating to Free Repair or Replacements	20	3,503	0.6%	0.5%	0.6%	0.8%
% of FP17s Relating to Continuations	9	3,503	0.3%	0.7%	0.8%	1.1%
% of Patients satisfied with the dentistry they have received	3	3	N/A	88.9%	89.0%	91.5%
% of Patients satisfied with the time they had to wait for an appointment	1	3	N/A	81.7%	84.2%	87.9%

* This is based on patients treated on this contract for their most recent course of treatment. Figures in italics indicate the base number of FP17s or Patient Questionnaire responses are less than 100. N/A is shown where the base number of responses is less than 10 during the period. % is calculated as Quantity/Base number*100

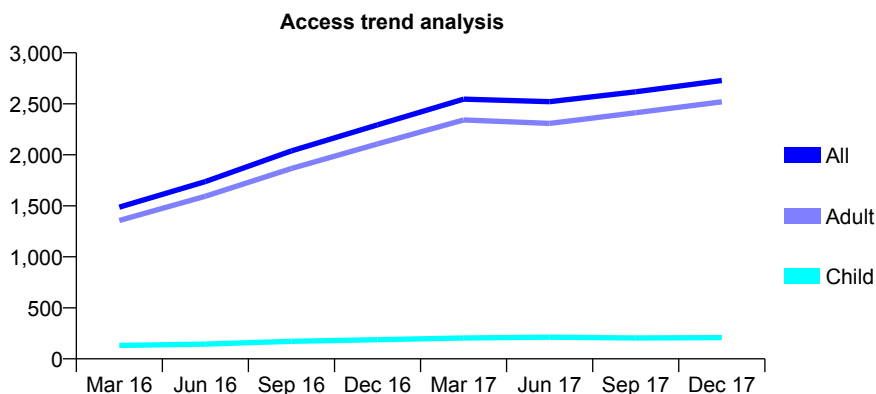
Q61 - Vital Signs At a Glance Contract Report for 177431/0001 - December 2017

Name or company name	Mr H Al-Hariri & Mrs N Al-Hariri
Contract type name	GDS Contract
Purpose of contract	General
Contract start date	01/04/2015
Contract end date	

17/18 Contracted general activity (UDA)	5,441
Carry forward general activity (UDA)	0
17/18 Contracted orthodontic activity (UOA)	0
Carry forward orthodontic activity (UOA)	0
Baseline contract value	£173,127.99

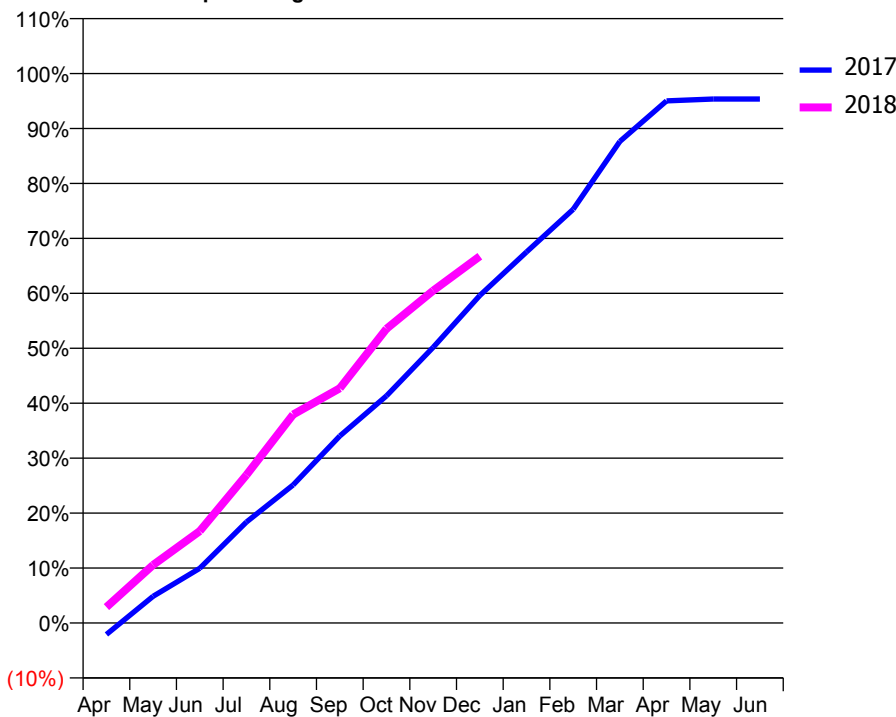
ACCESS*

Patients seen in 24 months	Total	Change since previous quarter
Quarter ending December 2016	2,293	
Quarter ending March 2017	2,546	↑
Quarter ending June 2017	2,521	→
Quarter ending September 2017	2,617	↑
Quarter ending December 2017	2,729	↑
Variance since December 2016	19.0%	↑



ACTIVITY

Cumulative percentage of contracted UDA delivered 2017 & 2018



Month	Adjusted Scheduled Activity (UDA)	
	2017	2018
April	-114	157
May	265	576
June	542	911
July	1,001	1,467
August	1,367	2,065
September	1,852	2,324
October	2,249	2,914
November	2,730	3,291
December	3,244	3,632
January	3,674	
February	4,096	
March	4,768	
April	5,170	
May	5,189	
June	5,189	

QUALITY

	Quantity	Base Number	Contract	AT	Region	England
% of FP17s for the same patient ID Re-attending within 3 months - Children	6	152	3.9%	10.5%	11.6%	12.0%
% of FP17s for the same patient ID Re-attending within 3 months - Adults	122	1,686	7.2%	16.0%	16.7%	15.9%
% of FP17s for the same patient ID Re-attending between 3 & 9 months - Children	44	152	28.9%	42.9%	47.3%	58.0%
% of FP17s for the same patient ID Re-attending between 3 & 9 months - Adults	368	1,686	21.8%	35.8%	38.3%	50.5%
% of FP17s for Band 1 Urgent Courses	255	1,704	15.0%	10.8%	10.5%	9.0%
% of FP17s Relating to Free Repair or Replacements	6	1,704	0.4%	0.5%	0.6%	0.8%
% of FP17s Relating to Continuations	3	1,704	0.2%	0.7%	0.8%	1.1%
% of Patients satisfied with the dentistry they have received	3	3	N/A	88.9%	89.0%	91.5%
% of Patients satisfied with the time they had to wait for an appointment	3	3	N/A	81.7%	84.2%	87.9%

* This is based on patients treated on this contract for their most recent course of treatment. Figures in italics indicate the base number of FP17s or Patient Questionnaire responses are less than 100. N/A is shown where the base number of responses is less than 10 during the period. % is calculated as Quantity/Base number*100

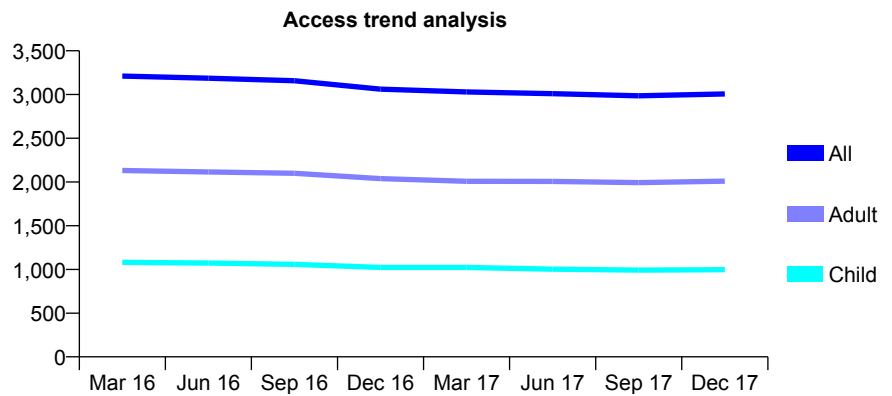
Q61 - Vital Signs At a Glance Contract Report for 177660/0001 - December 2017

Name or company name	Fladbury Dental Surgery
Contract type name	GDS Contract
Purpose of contract	General
Contract start date	01/03/2012
Contract end date	

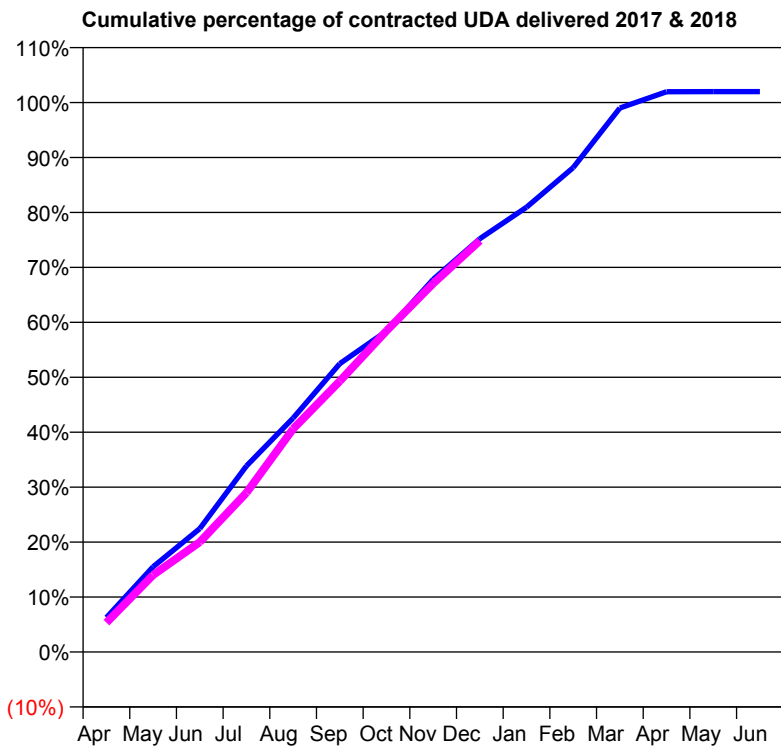
17/18 Contracted general activity (UDA)	9,916
Carry forward general activity (UDA)	-196
17/18 Contracted orthodontic activity (UOA)	0
Carry forward orthodontic activity (UOA)	0
Baseline contract value	£261,697.26

ACCESS*

Patients seen in 24 months	Total	Change since previous quarter
Quarter ending December 2016	3,061	
Quarter ending March 2017	3,030	↓
Quarter ending June 2017	3,009	→
Quarter ending September 2017	2,985	→
Quarter ending December 2017	3,006	→
Variance since December 2016	(1.8%)	↓



ACTIVITY



Month	Adjusted Scheduled Activity (UDA)	
	2017	2018
April	622	531
May	1,539	1,389
June	2,228	1,985
July	3,358	2,875
August	4,221	4,026
September	5,204	4,889
October	5,791	5,796
November	6,725	6,651
December	7,458	7,423
January	8,027	
February	8,742	
March	9,817	
April	10,111	
May	10,112	
June	10,112	

QUALITY

	Quantity	Base Number	Contract	AT	Region	England
% of FP17s for the same patient ID Re-attending within 3 months - Children	151	1,148	13.2%	10.5%	11.6%	12.0%
% of FP17s for the same patient ID Re-attending within 3 months - Adults	393	2,054	19.1%	16.0%	16.7%	15.9%
% of FP17s for the same patient ID Re-attending between 3 & 9 months - Children	570	1,148	49.7%	42.9%	47.3%	58.0%
% of FP17s for the same patient ID Re-attending between 3 & 9 months - Adults	812	2,054	39.5%	35.8%	38.3%	50.5%
% of FP17s for Band 1 Urgent Courses	394	3,074	12.8%	10.8%	10.5%	9.0%
% of FP17s Relating to Free Repair or Replacements	11	3,074	0.4%	0.5%	0.6%	0.8%
% of FP17s Relating to Continuations	34	3,074	1.1%	0.7%	0.8%	1.1%
% of Patients satisfied with the dentistry they have received	3	3	N/A	88.9%	89.0%	91.5%
% of Patients satisfied with the time they had to wait for an appointment	3	3	N/A	81.7%	84.2%	87.9%

* This is based on patients treated on this contract for their most recent course of treatment. Figures in italics indicate the base number of FP17s or Patient Questionnaire responses are less than 100. N/A is shown where the base number of responses is less than 10 during the period. % is calculated as Quantity/Base number*100

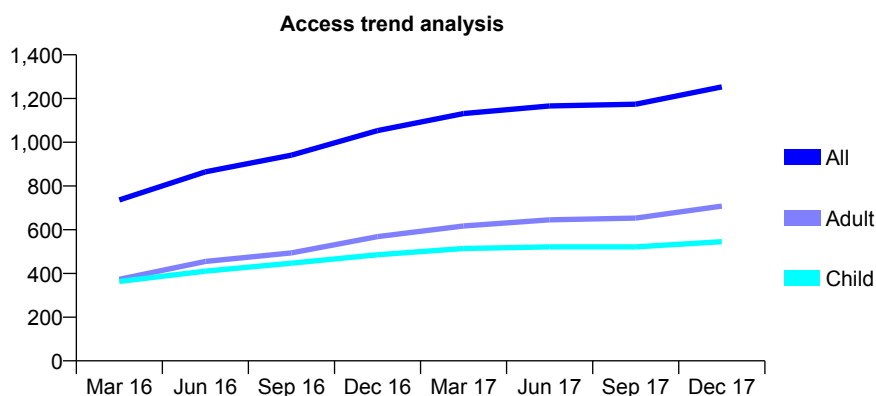
Q61 - Vital Signs At a Glance Contract Report for 177695/0001 - December 2017

Name or company name	Mrs F Ghani, Mr M Spencer Brown & Mr JF
Contract type name	GDS Contract
Purpose of contract	General
Contract start date	01/04/2015
Contract end date	

17/18 Contracted general activity (UDA)	3,738
Carry forward general activity (UDA)	-75
17/18 Contracted orthodontic activity (UOA)	0
Carry forward orthodontic activity (UOA)	0
Baseline contract value	£119,046.07

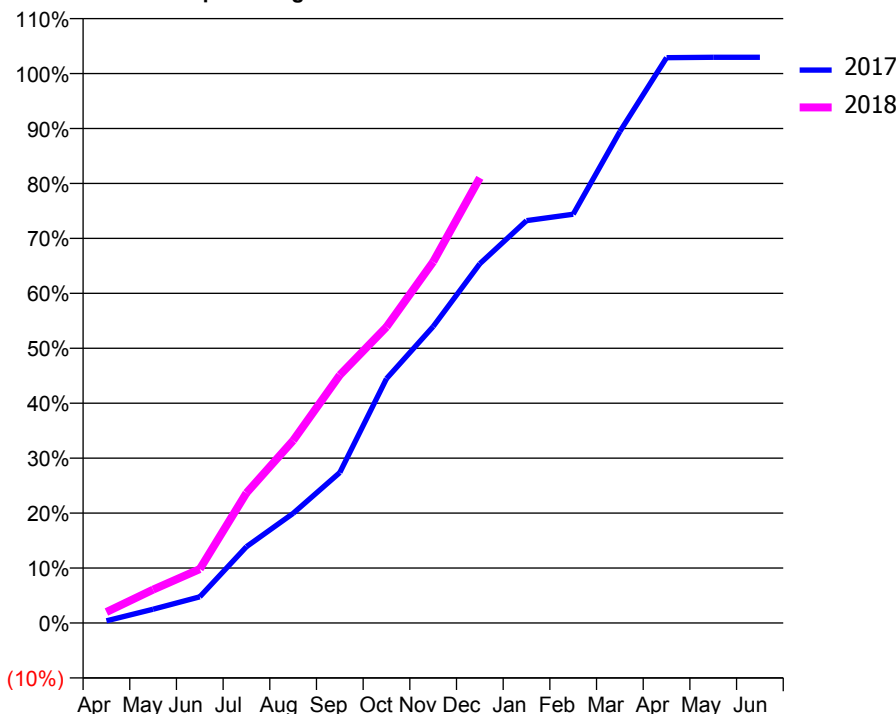
ACCESS*

Patients seen in 24 months	Total	Change since previous quarter
Quarter ending December 2016	1,053	
Quarter ending March 2017	1,131	↑
Quarter ending June 2017	1,166	↑
Quarter ending September 2017	1,174	→
Quarter ending December 2017	1,253	↑
Variance since December 2016	19.0%	↑



ACTIVITY

Cumulative percentage of contracted UDA delivered 2017 & 2018



Month	Adjusted Scheduled Activity (UDA)	
	2017	2018
April	15	75
May	94	228
June	178	367
July	519	885
August	746	1,242
September	1,023	1,687
October	1,662	2,015
November	2,017	2,457
December	2,444	3,029
January	2,737	
February	2,781	
March	3,343	
April	3,846	
May	3,849	
June	3,849	

QUALITY

	Quantity	Base Number	Contract	AT	Region	England
% of FP17s for the same patient ID Re-attending within 3 months - Children	53	467	11.3%	10.5%	11.6%	12.0%
% of FP17s for the same patient ID Re-attending within 3 months - Adults	96	618	15.5%	16.0%	16.7%	15.9%
% of FP17s for the same patient ID Re-attending between 3 & 9 months - Children	92	467	19.7%	42.9%	47.3%	58.0%
% of FP17s for the same patient ID Re-attending between 3 & 9 months - Adults	103	618	16.7%	35.8%	38.3%	50.5%
% of FP17s for Band 1 Urgent Courses	134	930	14.4%	10.8%	10.5%	9.0%
% of FP17s Relating to Free Repair or Replacements	1	930	0.1%	0.5%	0.6%	0.8%
% of FP17s Relating to Continuations	1	930	0.1%	0.7%	0.8%	1.1%
% of Patients satisfied with the dentistry they have received	0	1	N/A	88.9%	89.0%	91.5%
% of Patients satisfied with the time they had to wait for an appointment	0	1	N/A	81.7%	84.2%	87.9%

* This is based on patients treated on this contract for their most recent course of treatment. Figures in italics indicate the base number of FP17s or Patient Questionnaire responses are less than 100. N/A is shown where the base number of responses is less than 10 during the period. % is calculated as Quantity/Base number*100

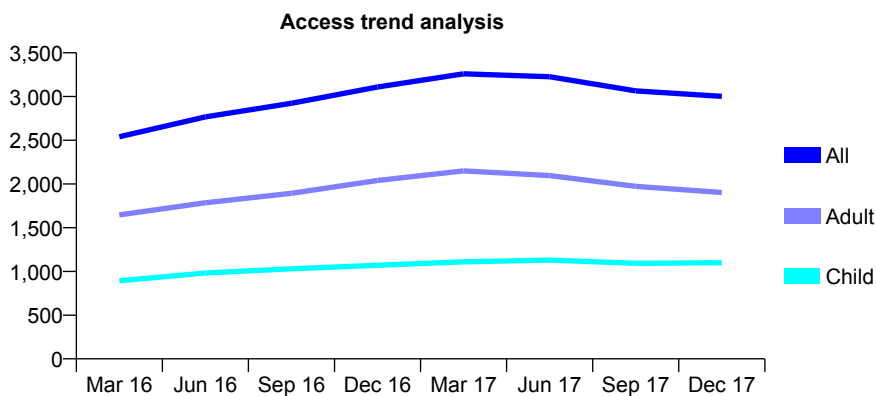
Q61 - Vital Signs At a Glance Contract Report for 178527/0001 - December 2017

Name or company name	Golders Green Dental Care
Contract type name	GDS Contract
Purpose of contract	General
Contract start date	01/04/2015
Contract end date	

17/18 Contracted general activity (UDA)	9,424
Carry forward general activity (UDA)	0
17/18 Contracted orthodontic activity (UOA)	0
Carry forward orthodontic activity (UOA)	0
Baseline contract value	£280,507.45

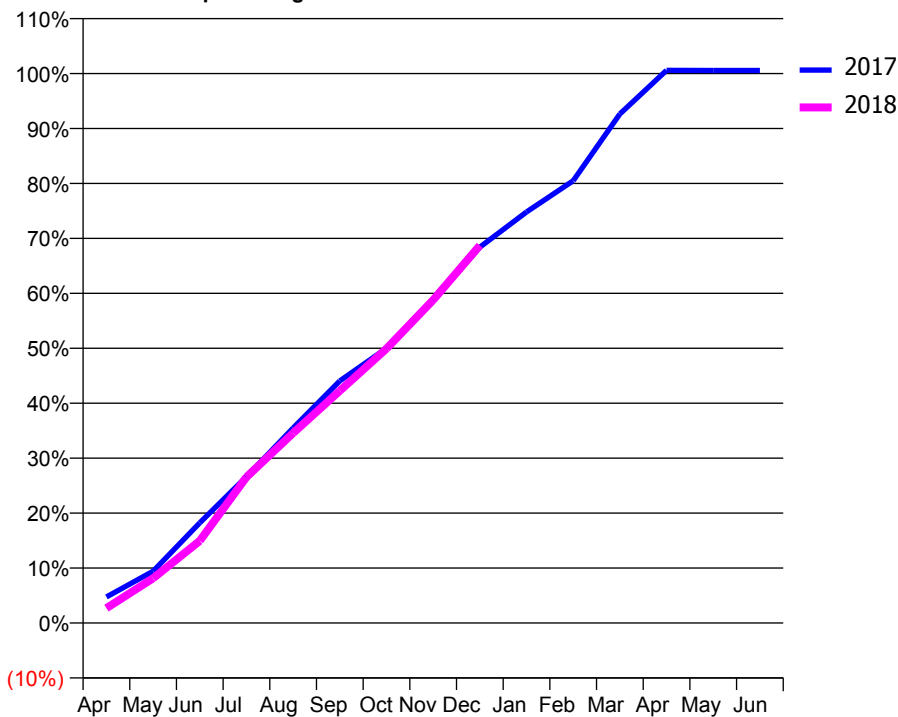
ACCESS*

Patients seen in 24 months	Total	Change since previous quarter
Quarter ending December 2016	3,109	
Quarter ending March 2017	3,260	↑
Quarter ending June 2017	3,226	↓
Quarter ending September 2017	3,065	↓
Quarter ending December 2017	3,002	↓
Variance since December 2016	(3.4%)	↓



ACTIVITY

Cumulative percentage of contracted UDA delivered 2017 & 2018



Month	Adjusted Scheduled Activity (UDA)	
	2017	2018
April	447	255
May	888	768
June	1,719	1,409
July	2,510	2,502
August	3,344	3,258
September	4,151	3,983
October	4,712	4,705
November	5,536	5,539
December	6,447	6,475
January	7,050	
February	7,585	
March	8,730	
April	9,479	
May	9,477	
June	9,477	

QUALITY

	Quantity	Base Number	Contract	AT	Region	England
% of FP17s for the same patient ID Re-attending within 3 months - Children	137	1,108	12.4%	10.5%	11.6%	12.0%
% of FP17s for the same patient ID Re-attending within 3 months - Adults	354	1,780	19.9%	16.0%	16.7%	15.9%
% of FP17s for the same patient ID Re-attending between 3 & 9 months - Children	529	1,108	47.7%	42.9%	47.3%	58.0%
% of FP17s for the same patient ID Re-attending between 3 & 9 months - Adults	697	1,780	39.2%	35.8%	38.3%	50.5%
% of FP17s for Band 1 Urgent Courses	241	2,678	9.0%	10.8%	10.5%	9.0%
% of FP17s Relating to Free Repair or Replacements	27	2,678	1.0%	0.5%	0.6%	0.8%
% of FP17s Relating to Continuations	11	2,678	0.4%	0.7%	0.8%	1.1%
% of Patients satisfied with the dentistry they have received	1	2	N/A	88.9%	89.0%	91.5%
% of Patients satisfied with the time they had to wait for an appointment	2	2	N/A	81.7%	84.2%	87.9%

* This is based on patients treated on this contract for their most recent course of treatment. Figures in italics indicate the base number of FP17s or Patient Questionnaire responses are less than 100. N/A is shown where the base number of responses is less than 10 during the period. % is calculated as Quantity/Base number*100

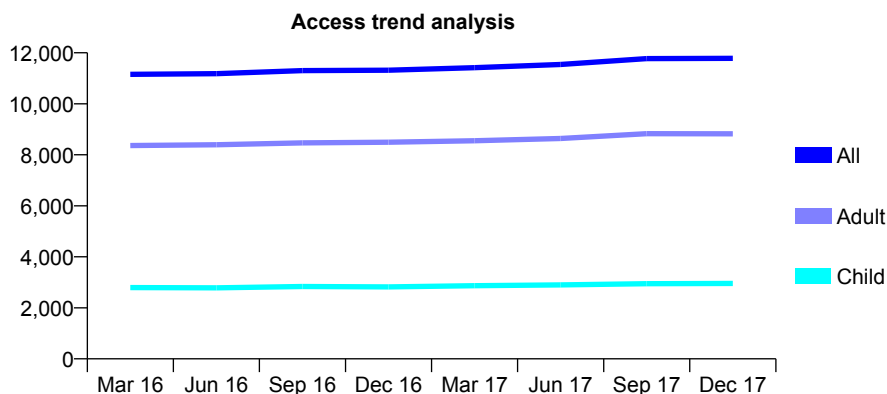
Q61 - Vital Signs At a Glance Contract Report for 178950/0001 - December 2017

Name or company name	MC Dentistry Ltd
Contract type name	GDS Contract
Purpose of contract	General
Contract start date	01/04/2012
Contract end date	

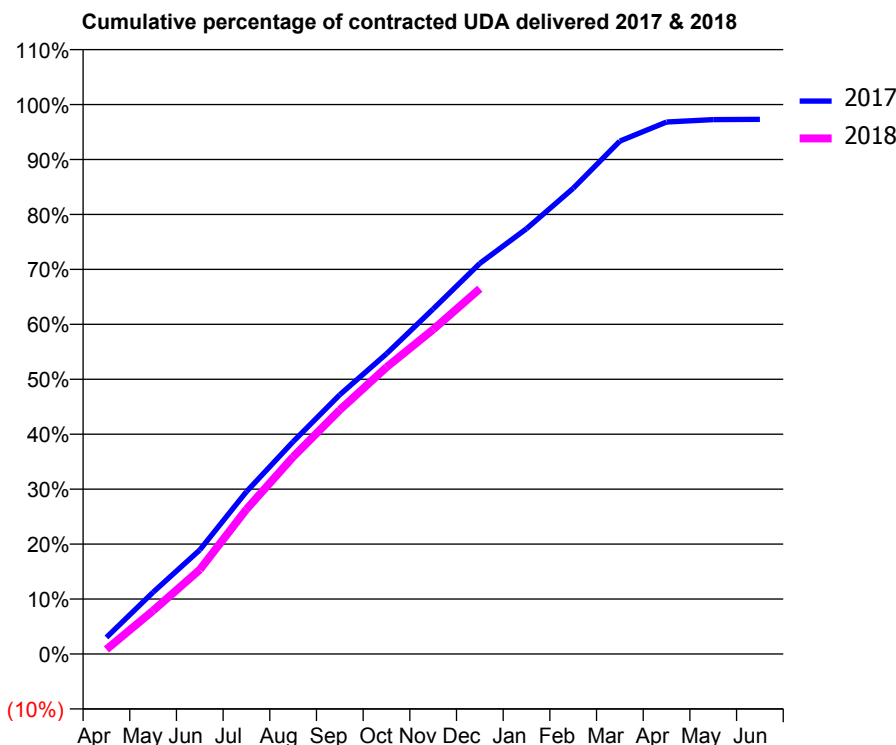
17/18 Contracted general activity (UDA)	36,284
Carry forward general activity (UDA)	982
17/18 Contracted orthodontic activity (UOA)	0
Carry forward orthodontic activity (UOA)	0
Baseline contract value	£989,177.73

ACCESS*

Patients seen in 24 months	Total	Change since previous quarter
Quarter ending December 2016	11,317	
Quarter ending March 2017	11,417	→
Quarter ending June 2017	11,544	→
Quarter ending September 2017	11,774	→
Quarter ending December 2017	11,781	→
Variance since December 2016	4.1%	↑



ACTIVITY



Month	Adjusted Scheduled Activity (UDA)	
	2017	2018
April	1,093	305
May	4,084	2,866
June	6,875	5,567
July	10,716	9,554
August	14,025	13,018
September	17,123	16,114
October	19,825	18,935
November	22,783	21,423
December	25,793	24,121
January	28,084	
February	30,751	
March	33,868	
April	35,131	
May	35,283	
June	35,302	

QUALITY

	Quantity	Base Number	Contract	AT	Region	England
% of FP17s for the same patient ID Re-attending within 3 months - Children	93	2,191	4.2%	10.5%	11.6%	12.0%
% of FP17s for the same patient ID Re-attending within 3 months - Adults	535	6,088	8.8%	16.0%	16.7%	15.9%
% of FP17s for the same patient ID Re-attending between 3 & 9 months - Children	624	2,191	28.5%	42.9%	47.3%	58.0%
% of FP17s for the same patient ID Re-attending between 3 & 9 months - Adults	1,893	6,088	31.1%	35.8%	38.3%	50.5%
% of FP17s for Band 1 Urgent Courses	544	7,844	6.9%	10.8%	10.5%	9.0%
% of FP17s Relating to Free Repair or Replacements	12	7,844	0.2%	0.5%	0.6%	0.8%
% of FP17s Relating to Continuations	44	7,844	0.6%	0.7%	0.8%	1.1%
% of Patients satisfied with the dentistry they have received	3	4	N/A	88.9%	89.0%	91.5%
% of Patients satisfied with the time they had to wait for an appointment	4	4	N/A	81.7%	84.2%	87.9%

* This is based on patients treated on this contract for their most recent course of treatment. Figures in italics indicate the base number of FP17s or Patient Questionnaire responses are less than 100. N/A is shown where the base number of responses is less than 10 during the period. % is calculated as Quantity/Base number*100

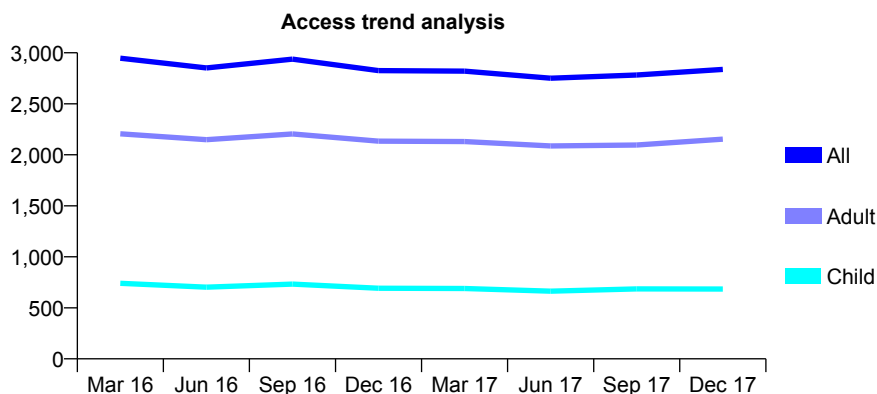
Q61 - Vital Signs At a Glance Contract Report for 178969/0001 - December 2017

Name or company name	Mr D T Patel & Mrs B Patel
Contract type name	GDS Contract
Purpose of contract	General
Contract start date	05/09/2013
Contract end date	

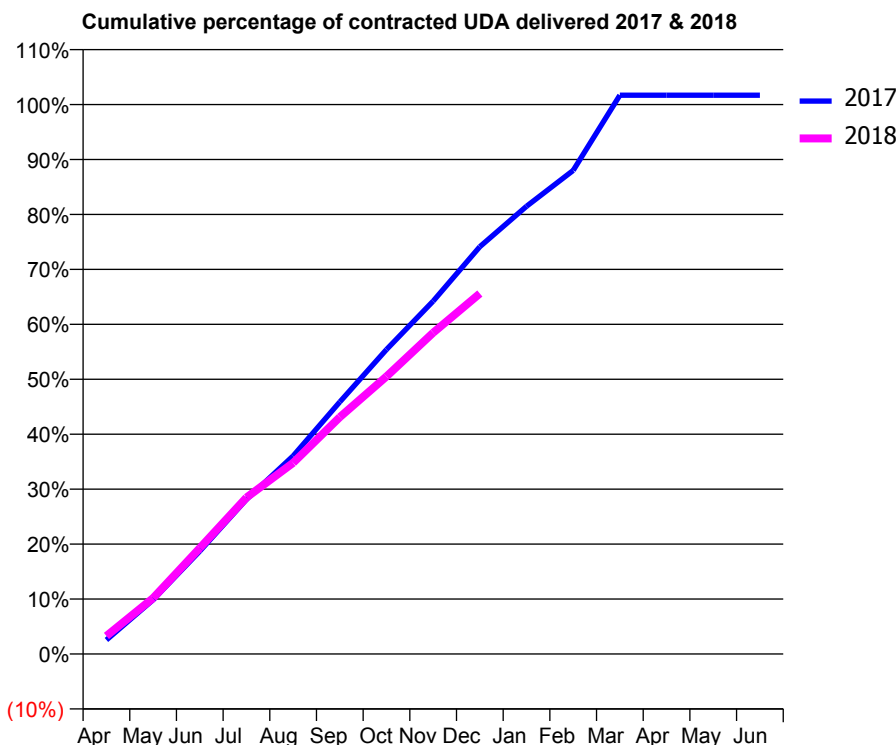
17/18 Contracted general activity (UDA)	10,107
Carry forward general activity (UDA)	-170
17/18 Contracted orthodontic activity (UOA)	0
Carry forward orthodontic activity (UOA)	0
Baseline contract value	£371,037.04

ACCESS*

Patients seen in 24 months	Total	Change since previous quarter
Quarter ending December 2016	2,826	
Quarter ending March 2017	2,820	→
Quarter ending June 2017	2,751	↓
Quarter ending September 2017	2,782	→
Quarter ending December 2017	2,837	→
Variance since December 2016	0.4%	→



ACTIVITY



Month	Adjusted Scheduled Activity (UDA)	
	2017	2018
April	259	333
May	996	1,029
June	1,893	1,949
July	2,844	2,878
August	3,644	3,517
September	4,637	4,358
October	5,600	5,106
November	6,492	5,909
December	7,493	6,630
January	8,235	
February	8,894	
March	10,277	
April	10,278	
May	10,277	
June	10,277	

QUALITY

	Quantity	Base Number	Contract	AT	Region	England
% of FP17s for the same patient ID Re-attending within 3 months - Children	34	434	7.8%	10.5%	11.6%	12.0%
% of FP17s for the same patient ID Re-attending within 3 months - Adults	294	1,333	22.1%	16.0%	16.7%	15.9%
% of FP17s for the same patient ID Re-attending between 3 & 9 months - Children	88	434	20.3%	42.9%	47.3%	58.0%
% of FP17s for the same patient ID Re-attending between 3 & 9 months - Adults	319	1,333	23.9%	35.8%	38.3%	50.5%
% of FP17s for Band 1 Urgent Courses	145	1,767	8.2%	10.8%	10.5%	9.0%
% of FP17s Relating to Free Repair or Replacements	14	1,767	0.8%	0.5%	0.6%	0.8%
% of FP17s Relating to Continuations	0	1,767	0.0%	0.7%	0.8%	1.1%
% of Patients satisfied with the dentistry they have received	1	1	N/A	88.9%	89.0%	91.5%
% of Patients satisfied with the time they had to wait for an appointment	1	1	N/A	81.7%	84.2%	87.9%

* This is based on patients treated on this contract for their most recent course of treatment. Figures in italics indicate the base number of FP17s or Patient Questionnaire responses are less than 100. N/A is shown where the base number of responses is less than 10 during the period. % is calculated as Quantity/Base number*100

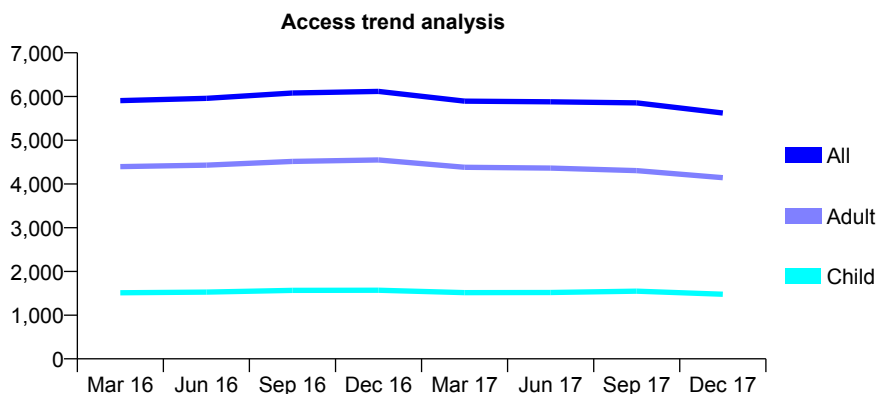
Q61 - Vital Signs At a Glance Contract Report for 179450/0001 - December 2017

Name or company name	Inglehurst Dental Practice Ltd
Contract type name	GDS Contract
Purpose of contract	General
Contract start date	01/06/2011
Contract end date	

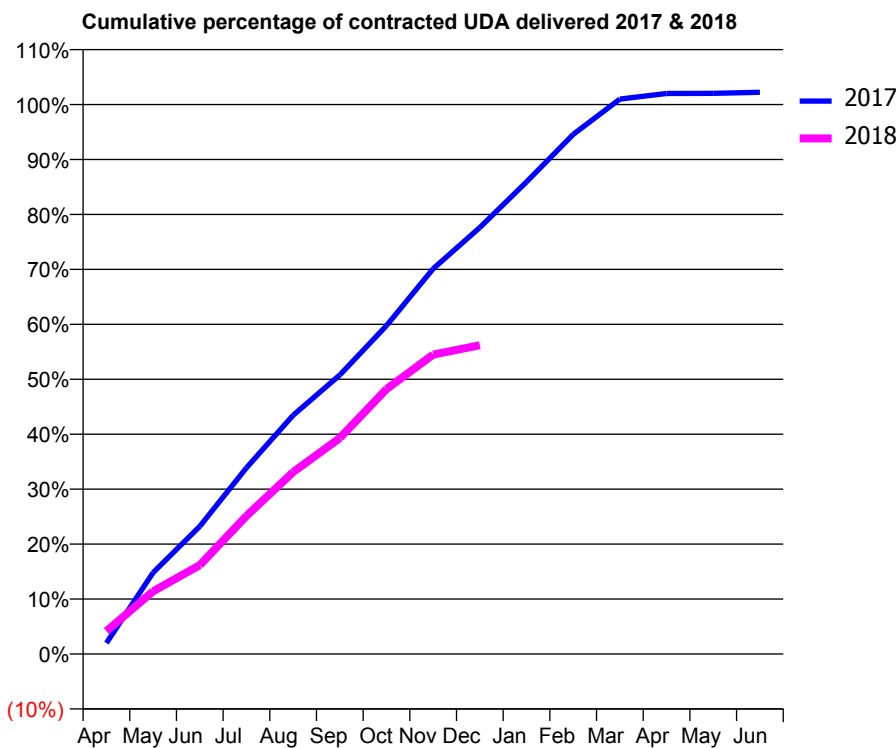
17/18 Contracted general activity (UDA)	16,064
Carry forward general activity (UDA)	0
17/18 Contracted orthodontic activity (UOA)	0
Carry forward orthodontic activity (UOA)	0
Baseline contract value	£417,476.56

ACCESS*

Patients seen in 24 months	Total	Change since previous quarter
Quarter ending December 2016	6,117	
Quarter ending March 2017	5,895	↓
Quarter ending June 2017	5,880	→
Quarter ending September 2017	5,854	→
Quarter ending December 2017	5,622	↓
Variance since December 2016	(8.1%)	↓



ACTIVITY



Month	Adjusted Scheduled Activity (UDA)	
	2017	2018
April	321	670
May	2,380	1,832
June	3,732	2,600
July	5,444	4,037
August	6,980	5,318
September	8,159	6,315
October	9,601	7,744
November	11,265	8,754
December	12,468	9,027
January	13,801	
February	15,191	
March	16,222	
April	16,386	
May	16,391	
June	16,420	

QUALITY

	Quantity	Base Number	Contract	AT	Region	England
% of FP17s for the same patient ID Re-attending within 3 months - Children	86	1,136	7.6%	10.5%	11.6%	12.0%
% of FP17s for the same patient ID Re-attending within 3 months - Adults	418	2,793	15.0%	16.0%	16.7%	15.9%
% of FP17s for the same patient ID Re-attending between 3 & 9 months - Children	345	1,136	30.4%	42.9%	47.3%	58.0%
% of FP17s for the same patient ID Re-attending between 3 & 9 months - Adults	819	2,793	29.3%	35.8%	38.3%	50.5%
% of FP17s for Band 1 Urgent Courses	288	3,369	8.5%	10.8%	10.5%	9.0%
% of FP17s Relating to Free Repair or Replacements	18	3,369	0.5%	0.5%	0.6%	0.8%
% of FP17s Relating to Continuations	74	3,369	2.2%	0.7%	0.8%	1.1%
% of Patients satisfied with the dentistry they have received	1	1	N/A	88.9%	89.0%	91.5%
% of Patients satisfied with the time they had to wait for an appointment	1	1	N/A	81.7%	84.2%	87.9%

* This is based on patients treated on this contract for their most recent course of treatment. Figures in italics indicate the base number of FP17s or Patient Questionnaire responses are less than 100. N/A is shown where the base number of responses is less than 10 during the period. % is calculated as Quantity/Base number*100

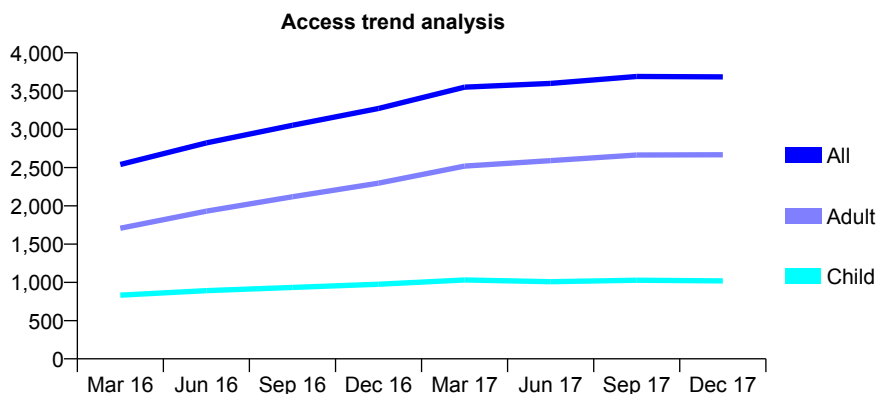
Q61 - Vital Signs At a Glance Contract Report for 179574/0001 - December 2017

Name or company name	Eli Shalom Joffe
Contract type name	GDS Contract
Purpose of contract	General
Contract start date	01/04/2015
Contract end date	

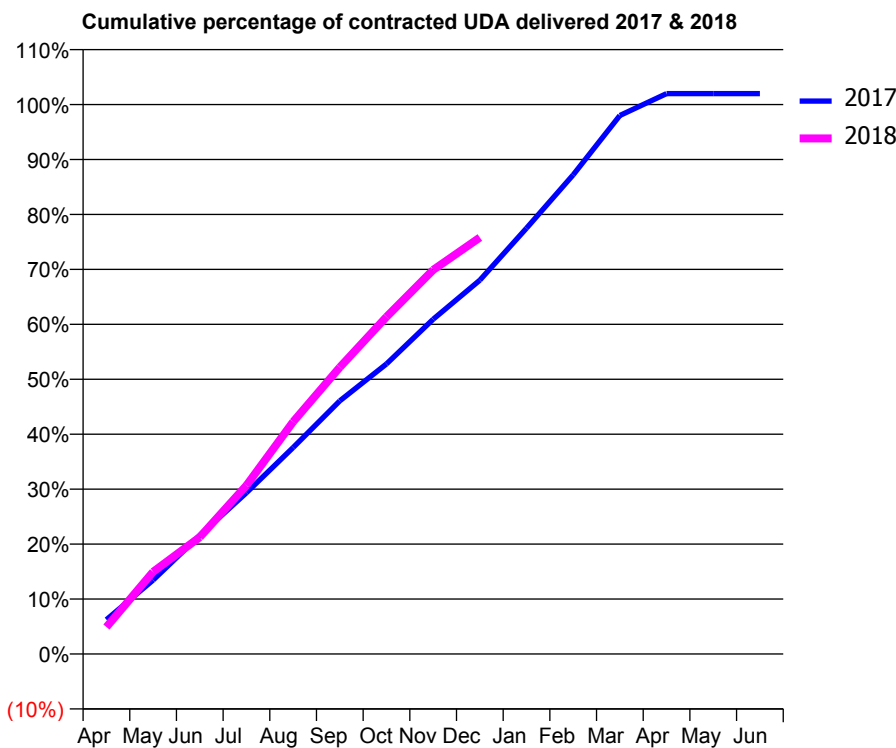
17/18 Contracted general activity (UDA)	9,314
Carry forward general activity (UDA)	-186
17/18 Contracted orthodontic activity (UOA)	0
Carry forward orthodontic activity (UOA)	0
Baseline contract value	£331,843.06

ACCESS*

Patients seen in 24 months	Total	Change since previous quarter
Quarter ending December 2016	3,272	
Quarter ending March 2017	3,551	↑
Quarter ending June 2017	3,600	→
Quarter ending September 2017	3,691	↑
Quarter ending December 2017	3,686	→
Variance since December 2016	12.7%	↑



ACTIVITY



Month	Adjusted Scheduled Activity (UDA)	
	2017	2018
April	583	458
May	1,252	1,394
June	2,010	1,981
July	2,734	2,859
August	3,500	3,937
September	4,292	4,861
October	4,917	5,714
November	5,674	6,511
December	6,336	7,060
January	7,217	
February	8,123	
March	9,127	
April	9,499	
May	9,499	
June	9,499	

QUALITY

	Quantity	Base Number	Contract	AT	Region	England
% of FP17s for the same patient ID Re-attending within 3 months - Children	87	1,024	8.5%	10.5%	11.6%	12.0%
% of FP17s for the same patient ID Re-attending within 3 months - Adults	311	2,225	14.0%	16.0%	16.7%	15.9%
% of FP17s for the same patient ID Re-attending between 3 & 9 months - Children	488	1,024	47.7%	42.9%	47.3%	58.0%
% of FP17s for the same patient ID Re-attending between 3 & 9 months - Adults	883	2,225	39.7%	35.8%	38.3%	50.5%
% of FP17s for Band 1 Urgent Courses	301	3,082	9.8%	10.8%	10.5%	9.0%
% of FP17s Relating to Free Repair or Replacements	3	3,082	0.1%	0.5%	0.6%	0.8%
% of FP17s Relating to Continuations	35	3,082	1.1%	0.7%	0.8%	1.1%
% of Patients satisfied with the dentistry they have received	1	1	N/A	88.9%	89.0%	91.5%
% of Patients satisfied with the time they had to wait for an appointment	1	1	N/A	81.7%	84.2%	87.9%

* This is based on patients treated on this contract for their most recent course of treatment. Figures in italics indicate the base number of FP17s or Patient Questionnaire responses are less than 100. N/A is shown where the base number of responses is less than 10 during the period. % is calculated as Quantity/Base number*100

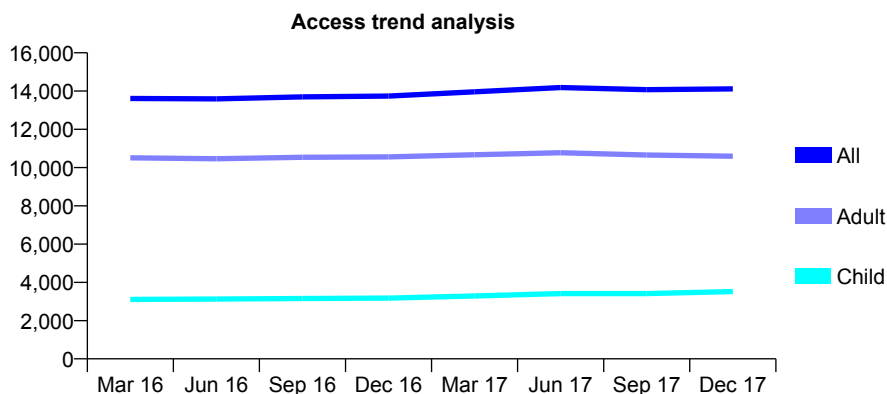
Q61 - Vital Signs At a Glance Contract Report for 181978/0001 - December 2017

Name or company name	M C DENTISTRY LTD
Contract type name	GDS Contract
Purpose of contract	General
Contract start date	01/04/2006
Contract end date	

17/18 Contracted general activity (UDA)	57,747
Carry forward general activity (UDA)	0
17/18 Contracted orthodontic activity (UOA)	0
Carry forward orthodontic activity (UOA)	0
Baseline contract value	£1,673,436.20

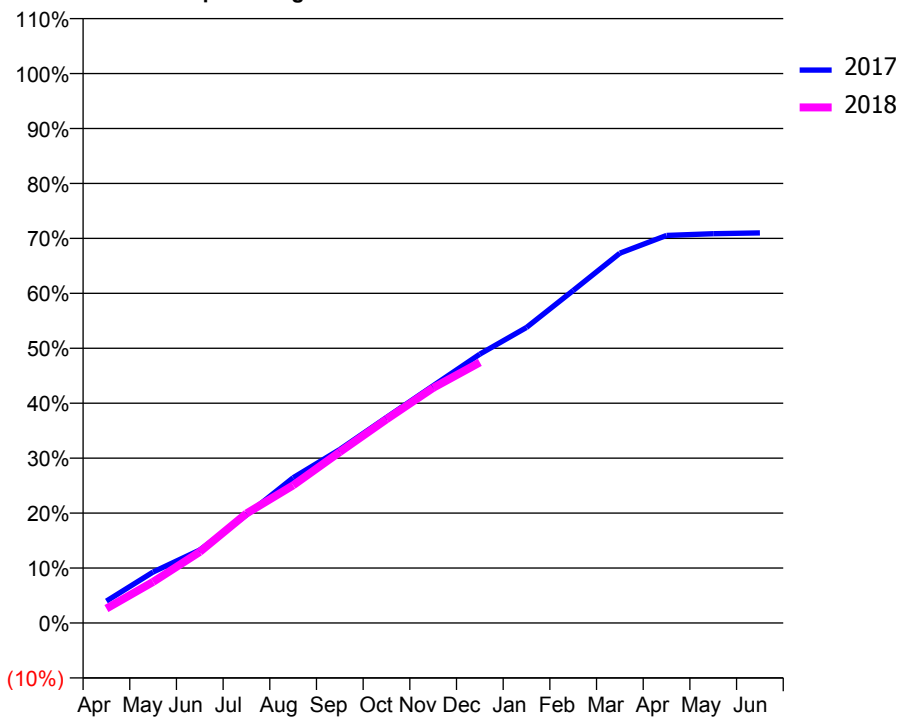
ACCESS*

Patients seen in 24 months	Total	Change since previous quarter
Quarter ending December 2016	13,739	
Quarter ending March 2017	13,959	→
Quarter ending June 2017	14,185	→
Quarter ending September 2017	14,073	→
Quarter ending December 2017	14,112	→
Variance since December 2016	2.7%	↑



ACTIVITY

Cumulative percentage of contracted UDA delivered 2017 & 2018



Month	Adjusted Scheduled Activity (UDA)	
	2017	2018
April	2,301	1,526
May	5,355	4,325
June	7,678	7,476
July	11,357	11,508
August	15,267	14,469
September	18,235	17,977
October	21,601	21,403
November	24,943	24,716
December	28,251	27,385
January	31,064	
February	34,942	
March	38,873	
April	40,728	
May	40,916	
June	40,997	

QUALITY

	Quantity	Base Number	Contract	AT	Region	England
% of FP17s for the same patient ID Re-attending within 3 months - Children	215	3,068	7.0%	10.5%	11.6%	12.0%
% of FP17s for the same patient ID Re-attending within 3 months - Adults	938	8,362	11.2%	16.0%	16.7%	15.9%
% of FP17s for the same patient ID Re-attending between 3 & 9 months - Children	1,192	3,068	38.9%	42.9%	47.3%	58.0%
% of FP17s for the same patient ID Re-attending between 3 & 9 months - Adults	3,154	8,362	37.7%	35.8%	38.3%	50.5%
% of FP17s for Band 1 Urgent Courses	831	10,593	7.8%	10.8%	10.5%	9.0%
% of FP17s Relating to Free Repair or Replacements	71	10,593	0.7%	0.5%	0.6%	0.8%
% of FP17s Relating to Continuations	151	10,593	1.4%	0.7%	0.8%	1.1%
% of Patients satisfied with the dentistry they have received	13	14	92.9%	88.9%	89.0%	91.5%
% of Patients satisfied with the time they had to wait for an appointment	13	14	92.9%	81.7%	84.2%	87.9%

* This is based on patients treated on this contract for their most recent course of treatment. Figures in italics indicate the base number of FP17s or Patient Questionnaire responses are less than 100. N/A is shown where the base number of responses is less than 10 during the period. % is calculated as Quantity/Base number*100

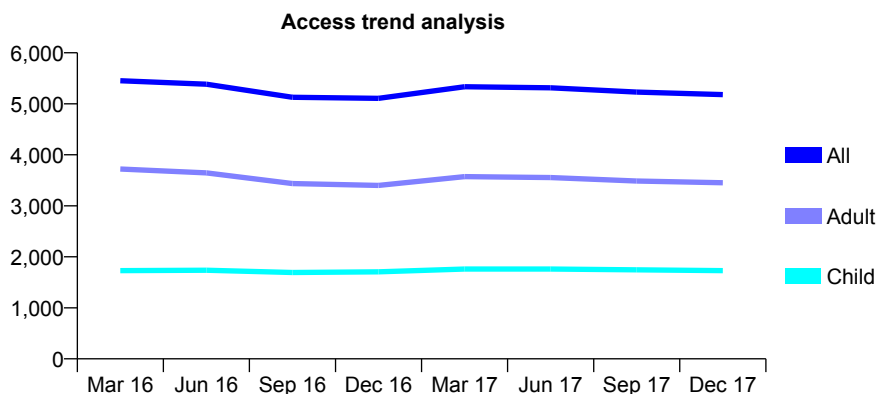
Q61 - Vital Signs At a Glance Contract Report for 182095/0001 - December 2017

Name or company name	WGDC LTD
Contract type name	GDS Contract
Purpose of contract	General
Contract start date	01/07/2011
Contract end date	

17/18 Contracted general activity (UDA)	12,739
Carry forward general activity (UDA)	152
17/18 Contracted orthodontic activity (UOA)	0
Carry forward orthodontic activity (UOA)	0
Baseline contract value	£354,274.82

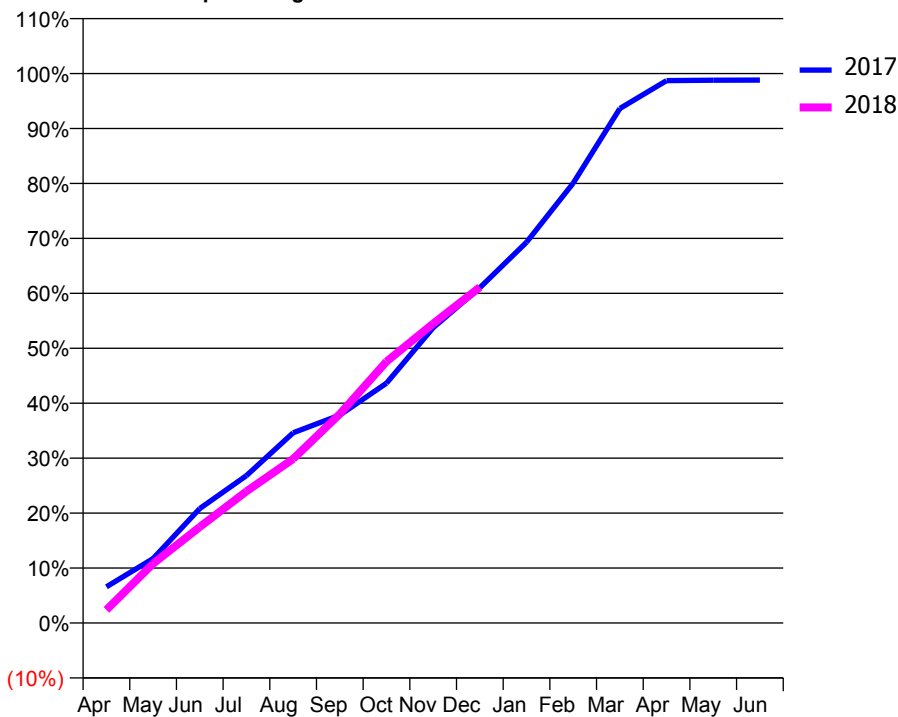
ACCESS*

Patients seen in 24 months	Total	Change since previous quarter
Quarter ending December 2016	5,106	
Quarter ending March 2017	5,335	↑
Quarter ending June 2017	5,315	→
Quarter ending September 2017	5,230	↓
Quarter ending December 2017	5,181	→
Variance since December 2016	1.5%	→



ACTIVITY

Cumulative percentage of contracted UDA delivered 2017 & 2018



Month	Adjusted Scheduled Activity (UDA)	
	2017	2018
April	841	303
May	1,496	1,376
June	2,654	2,228
July	3,417	3,052
August	4,411	3,805
September	4,822	4,845
October	5,561	6,061
November	6,845	6,943
December	7,774	7,787
January	8,827	
February	10,196	
March	11,929	
April	12,574	
May	12,584	
June	12,587	

QUALITY

	Quantity	Base Number	Contract	AT	Region	England
% of FP17s for the same patient ID Re-attending within 3 months - Children	131	1,466	8.9%	10.5%	11.6%	12.0%
% of FP17s for the same patient ID Re-attending within 3 months - Adults	406	2,835	14.3%	16.0%	16.7%	15.9%
% of FP17s for the same patient ID Re-attending between 3 & 9 months - Children	580	1,466	39.6%	42.9%	47.3%	58.0%
% of FP17s for the same patient ID Re-attending between 3 & 9 months - Adults	1,013	2,835	35.7%	35.8%	38.3%	50.5%
% of FP17s for Band 1 Urgent Courses	356	3,631	9.8%	10.8%	10.5%	9.0%
% of FP17s Relating to Free Repair or Replacements	29	3,631	0.8%	0.5%	0.6%	0.8%
% of FP17s Relating to Continuations	22	3,631	0.6%	0.7%	0.8%	1.1%
% of Patients satisfied with the dentistry they have received	4	4	N/A	88.9%	89.0%	91.5%
% of Patients satisfied with the time they had to wait for an appointment	4	4	N/A	81.7%	84.2%	87.9%

* This is based on patients treated on this contract for their most recent course of treatment. Figures in italics indicate the base number of FP17s or Patient Questionnaire responses are less than 100. N/A is shown where the base number of responses is less than 10 during the period. % is calculated as Quantity/Base number*100

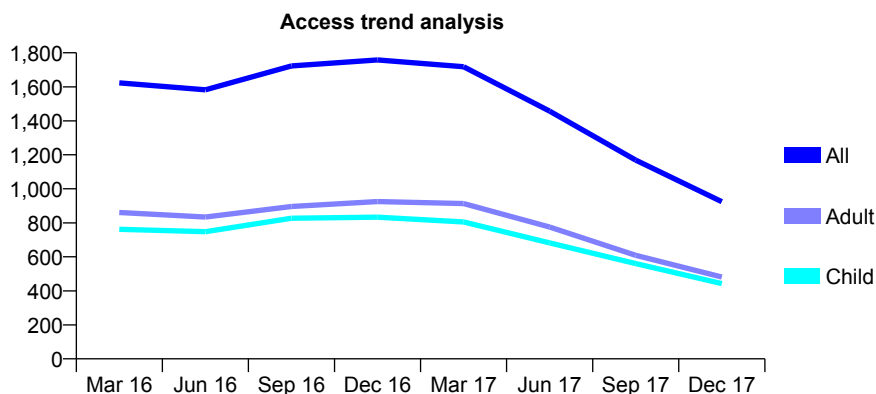
Q61 - Vital Signs At a Glance Contract Report for 182303/0001 - December 2017

Name or company name	NHS Waltham Forest
Contract type name	PDS Contract
Purpose of contract	General
Contract start date	01/07/2012
Contract end date	30/06/2022

17/18 Contracted general activity (UDA)	4,000
Carry forward general activity (UDA)	0
17/18 Contracted orthodontic activity (UOA)	0
Carry forward orthodontic activity (UOA)	0
Baseline contract value	£0.00

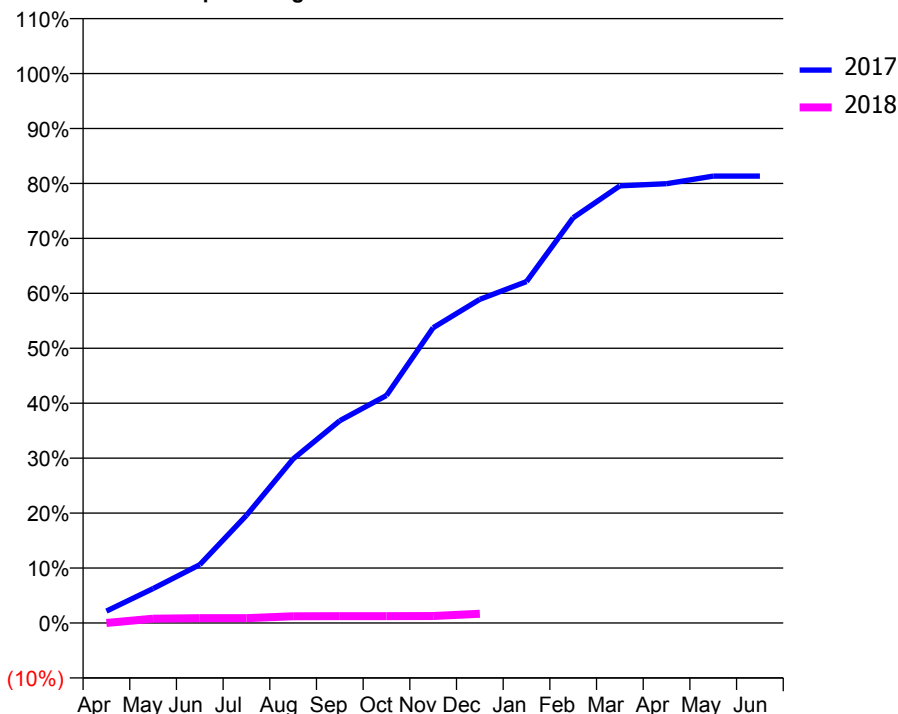
ACCESS*

Patients seen in 24 months	Total	Change since previous quarter
Quarter ending December 2016	1,758	
Quarter ending March 2017	1,718	↓
Quarter ending June 2017	1,457	↓
Quarter ending September 2017	1,169	↓
Quarter ending December 2017	924	↓
Variance since December 2016	(47.4%)	↓



ACTIVITY

Cumulative percentage of contracted UDA delivered 2017 & 2018



Month	Adjusted Scheduled Activity (UDA)	
	2017	2018
April	87	0
May	251	32
June	424	35
July	783	35
August	1,195	49
September	1,473	50
October	1,656	50
November	2,149	51
December	2,356	67
January	2,485	
February	2,950	
March	3,182	
April	3,198	
May	3,254	
June	3,254	

QUALITY

	Quantity	Base Number	Contract	AT	Region	England
% of FP17s for the same patient ID Re-attending within 3 months - Children	1	36	2.8%	10.5%	11.6%	12.0%
% of FP17s for the same patient ID Re-attending within 3 months - Adults	3	30	10.0%	16.0%	16.7%	15.9%
% of FP17s for the same patient ID Re-attending between 3 & 9 months - Children	5	36	13.9%	42.9%	47.3%	58.0%
% of FP17s for the same patient ID Re-attending between 3 & 9 months - Adults	6	30	20.0%	35.8%	38.3%	50.5%
% of FP17s for Band 1 Urgent Courses	0	29	0.0%	10.8%	10.5%	9.0%
% of FP17s Relating to Free Repair or Replacements	0	29	0.0%	0.5%	0.6%	0.8%
% of FP17s Relating to Continuations	1	29	3.4%	0.7%	0.8%	1.1%
% of Patients satisfied with the dentistry they have received	0	0	N/A	88.9%	89.0%	91.5%
% of Patients satisfied with the time they had to wait for an appointment	0	0	N/A	81.7%	84.2%	87.9%

* This is based on patients treated on this contract for their most recent course of treatment. Figures in italics indicate the base number of FP17s or Patient Questionnaire responses are less than 100. N/A is shown where the base number of responses is less than 10 during the period. % is calculated as Quantity/Base number*100

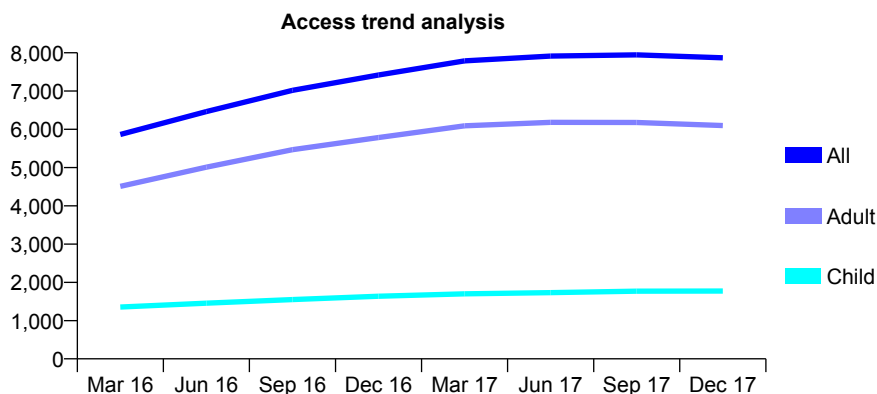
Q61 - Vital Signs At a Glance Contract Report for 182346/0001 - December 2017

Name or company name	Trinity Dental Surgery Ltd
Contract type name	GDS Contract
Purpose of contract	General
Contract start date	01/04/2015
Contract end date	

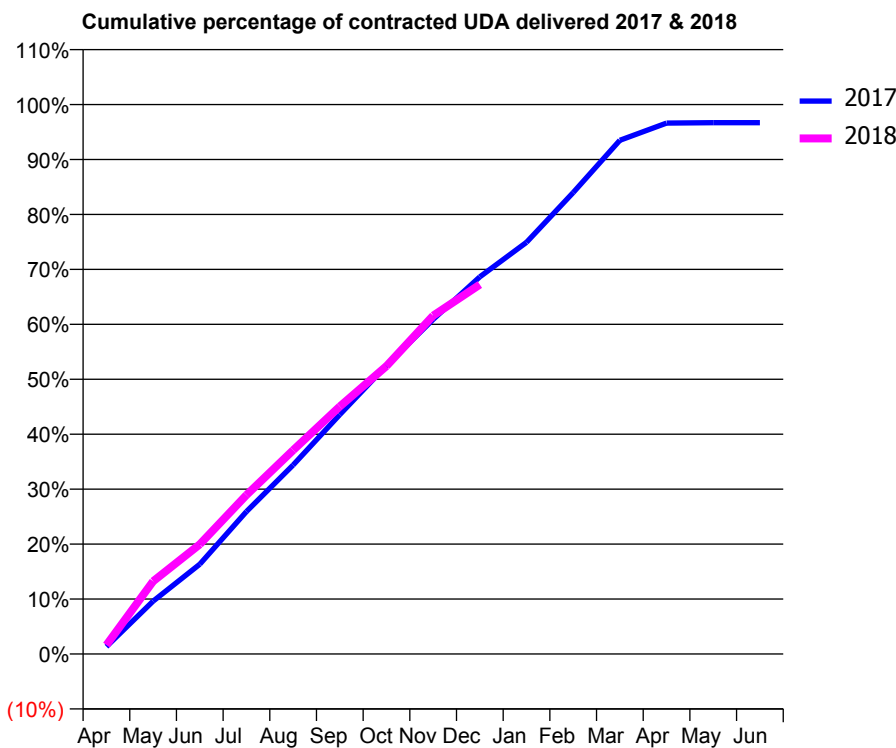
17/18 Contracted general activity (UDA)	19,476
Carry forward general activity (UDA)	7
17/18 Contracted orthodontic activity (UOA)	0
Carry forward orthodontic activity (UOA)	0
Baseline contract value	£527,937.35

ACCESS*

Patients seen in 24 months	Total	Change since previous quarter
Quarter ending December 2016	7,419	
Quarter ending March 2017	7,790	↑
Quarter ending June 2017	7,915	→
Quarter ending September 2017	7,947	→
Quarter ending December 2017	7,871	→
Variance since December 2016	6.1%	↑



ACTIVITY



Month	Adjusted Scheduled Activity (UDA)	
	2017	2018
April	263	320
May	1,876	2,577
June	3,183	3,890
July	5,052	5,634
August	6,700	7,226
September	8,488	8,776
October	10,225	10,208
November	11,860	11,995
December	13,370	13,092
January	14,594	
February	16,356	
March	18,207	
April	18,816	
May	18,832	
June	18,832	

QUALITY

	Quantity	Base Number	Contract	AT	Region	England
% of FP17s for the same patient ID Re-attending within 3 months - Children	101	1,684	6.0%	10.5%	11.6%	12.0%
% of FP17s for the same patient ID Re-attending within 3 months - Adults	857	5,423	15.8%	16.0%	16.7%	15.9%
% of FP17s for the same patient ID Re-attending between 3 & 9 months - Children	712	1,684	42.3%	42.9%	47.3%	58.0%
% of FP17s for the same patient ID Re-attending between 3 & 9 months - Adults	2,122	5,423	39.1%	35.8%	38.3%	50.5%
% of FP17s for Band 1 Urgent Courses	564	6,824	8.3%	10.8%	10.5%	9.0%
% of FP17s Relating to Free Repair or Replacements	62	6,824	0.9%	0.5%	0.6%	0.8%
% of FP17s Relating to Continuations	182	6,824	2.7%	0.7%	0.8%	1.1%
% of Patients satisfied with the dentistry they have received	6	7	N/A	88.9%	89.0%	91.5%
% of Patients satisfied with the time they had to wait for an appointment	5	7	N/A	81.7%	84.2%	87.9%

* This is based on patients treated on this contract for their most recent course of treatment. Figures in italics indicate the base number of FP17s or Patient Questionnaire responses are less than 100. N/A is shown where the base number of responses is less than 10 during the period. % is calculated as Quantity/Base number*100

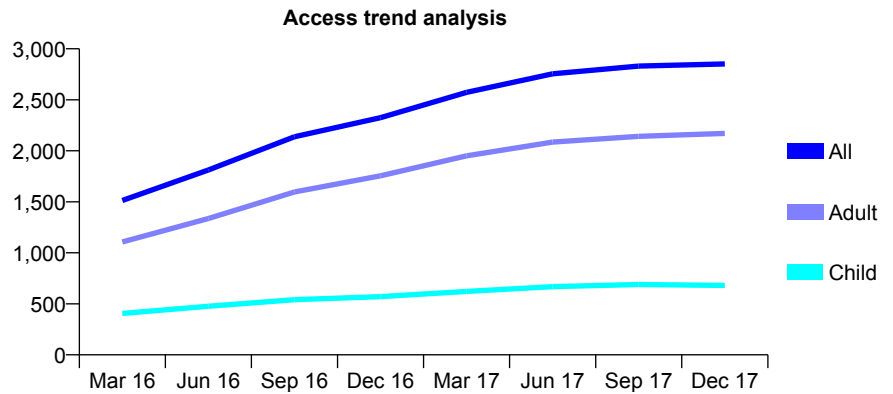
Q61 - Vital Signs At a Glance Contract Report for 183466/0001 - December 2017

Name or company name	Dharmesh Patel
Contract type name	GDS Contract
Purpose of contract	General
Contract start date	01/08/2015
Contract end date	

17/18 Contracted general activity (UDA)	8,498
Carry forward general activity (UDA)	109
17/18 Contracted orthodontic activity (UOA)	0
Carry forward orthodontic activity (UOA)	0
Baseline contract value	£252,137.09

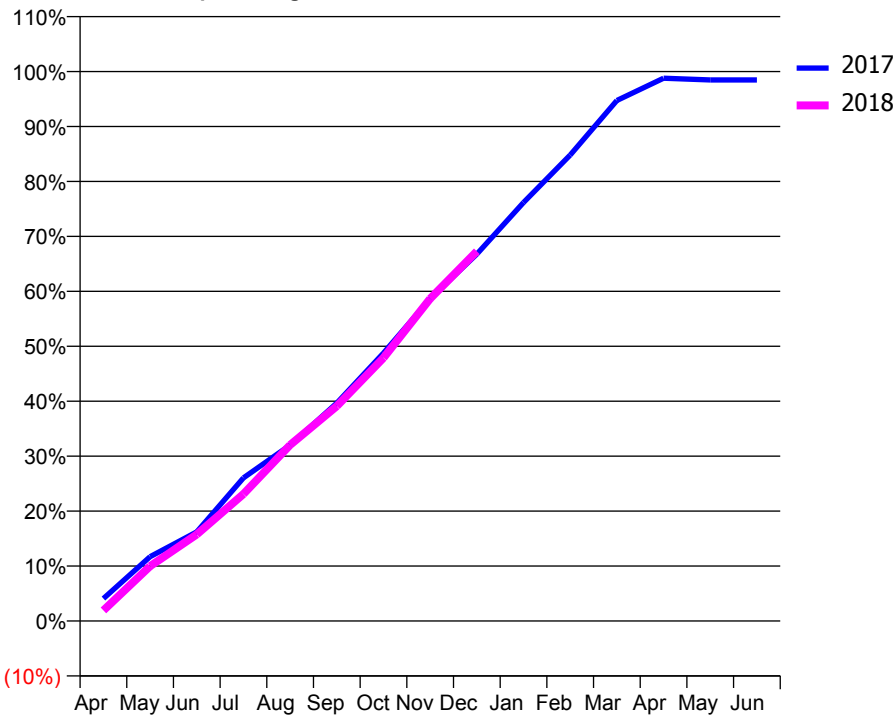
ACCESS*

Patients seen in 24 months	Total	Change since previous quarter
Quarter ending December 2016	2,325	
Quarter ending March 2017	2,573	↑
Quarter ending June 2017	2,755	↑
Quarter ending September 2017	2,831	↑
Quarter ending December 2017	2,851	→
Variance since December 2016	22.6%	↑



ACTIVITY

Cumulative percentage of contracted UDA delivered 2017 & 2018



Month	Adjusted Scheduled Activity (UDA)	
	2017	2018
April	347	163
May	995	848
June	1,378	1,340
July	2,214	1,964
August	2,720	2,722
September	3,371	3,322
October	4,144	4,069
November	4,983	4,986
December	5,674	5,718
January	6,472	
February	7,207	
March	8,050	
April	8,393	
May	8,367	
June	8,367	

QUALITY

	Quantity	Base Number	Contract	AT	Region	England
% of FP17s for the same patient ID Re-attending within 3 months - Children	62	611	10.1%	10.5%	11.6%	12.0%
% of FP17s for the same patient ID Re-attending within 3 months - Adults	299	1,693	17.7%	16.0%	16.7%	15.9%
% of FP17s for the same patient ID Re-attending between 3 & 9 months - Children	258	611	42.2%	42.9%	47.3%	58.0%
% of FP17s for the same patient ID Re-attending between 3 & 9 months - Adults	495	1,693	29.2%	35.8%	38.3%	50.5%
% of FP17s for Band 1 Urgent Courses	238	2,218	10.7%	10.8%	10.5%	9.0%
% of FP17s Relating to Free Repair or Replacements	23	2,218	1.0%	0.5%	0.6%	0.8%
% of FP17s Relating to Continuations	5	2,218	0.2%	0.7%	0.8%	1.1%
% of Patients satisfied with the dentistry they have received	1	1	N/A	88.9%	89.0%	91.5%
% of Patients satisfied with the time they had to wait for an appointment	1	1	N/A	81.7%	84.2%	87.9%

* This is based on patients treated on this contract for their most recent course of treatment. Figures in italics indicate the base number of FP17s or Patient Questionnaire responses are less than 100. N/A is shown where the base number of responses is less than 10 during the period. % is calculated as Quantity/Base number*100

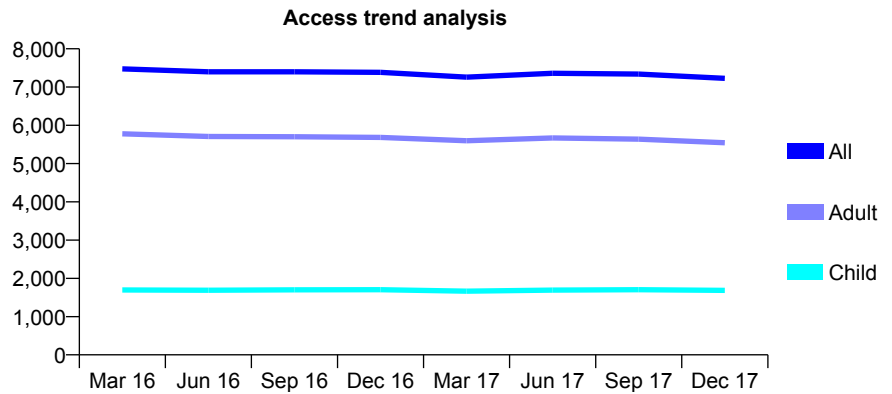
Q61 - Vital Signs At a Glance Contract Report for 185817/0001 - December 2017

Name or company name	DIPS Dental Surgery
Contract type name	GDS Contract
Purpose of contract	General
Contract start date	01/06/2006
Contract end date	

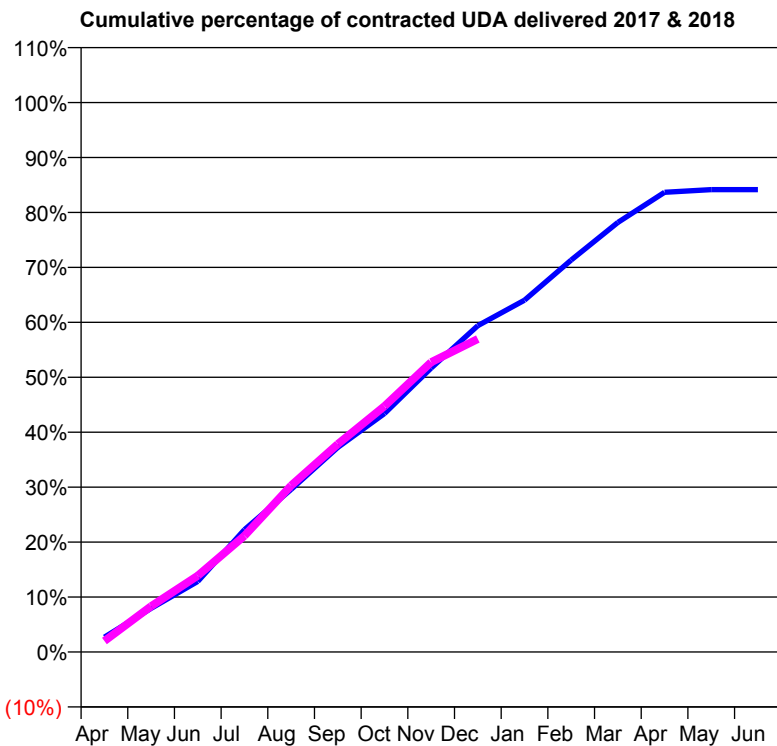
17/18 Contracted general activity (UDA)	24,000
Carry forward general activity (UDA)	0
17/18 Contracted orthodontic activity (UOA)	0
Carry forward orthodontic activity (UOA)	0
Baseline contract value	£672,622.92

ACCESS*

Patients seen in 24 months	Total	Change since previous quarter
Quarter ending December 2016	7,385	
Quarter ending March 2017	7,261	↓
Quarter ending June 2017	7,360	→
Quarter ending September 2017	7,341	→
Quarter ending December 2017	7,228	↓
Variance since December 2016	(2.1%)	↓



ACTIVITY



Month	Adjusted Scheduled Activity (UDA)	
	2017	2018
April	647	479
May	1,910	1,999
June	3,082	3,333
July	5,346	5,076
August	7,101	7,271
September	8,934	9,083
October	10,417	10,738
November	12,400	12,659
December	14,253	13,672
January	15,366	
February	17,121	
March	18,761	
April	20,076	
May	20,193	
June	20,194	

QUALITY

	Quantity	Base Number	Contract	AT	Region	England
% of FP17s for the same patient ID Re-attending within 3 months - Children	93	1,489	6.2%	10.5%	11.6%	12.0%
% of FP17s for the same patient ID Re-attending within 3 months - Adults	474	4,176	11.4%	16.0%	16.7%	15.9%
% of FP17s for the same patient ID Re-attending between 3 & 9 months - Children	596	1,489	40.0%	42.9%	47.3%	58.0%
% of FP17s for the same patient ID Re-attending between 3 & 9 months - Adults	1,423	4,176	34.1%	35.8%	38.3%	50.5%
% of FP17s for Band 1 Urgent Courses	377	4,857	7.8%	10.8%	10.5%	9.0%
% of FP17s Relating to Free Repair or Replacements	94	4,857	1.9%	0.5%	0.6%	0.8%
% of FP17s Relating to Continuations	17	4,857	0.4%	0.7%	0.8%	1.1%
% of Patients satisfied with the dentistry they have received	5	5	N/A	88.9%	89.0%	91.5%
% of Patients satisfied with the time they had to wait for an appointment	5	5	N/A	81.7%	84.2%	87.9%

* This is based on patients treated on this contract for their most recent course of treatment. Figures in italics indicate the base number of FP17s or Patient Questionnaire responses are less than 100. N/A is shown where the base number of responses is less than 10 during the period. % is calculated as Quantity/Base number*100

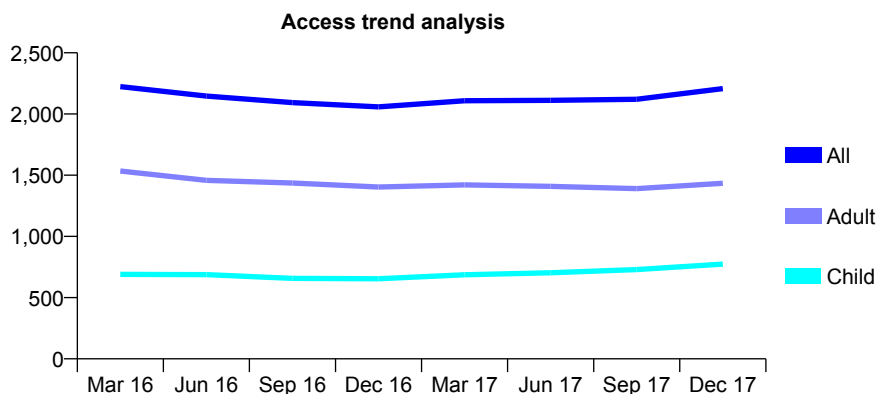
Q61 - Vital Signs At a Glance Contract Report for 187062/0001 - December 2017

Name or company name	I E Barmania and A Vawda
Contract type name	GDS Contract
Purpose of contract	General
Contract start date	26/01/2009
Contract end date	

17/18 Contracted general activity (UDA)	7,047
Carry forward general activity (UDA)	-12
17/18 Contracted orthodontic activity (UOA)	0
Carry forward orthodontic activity (UOA)	0
Baseline contract value	£185,966.02

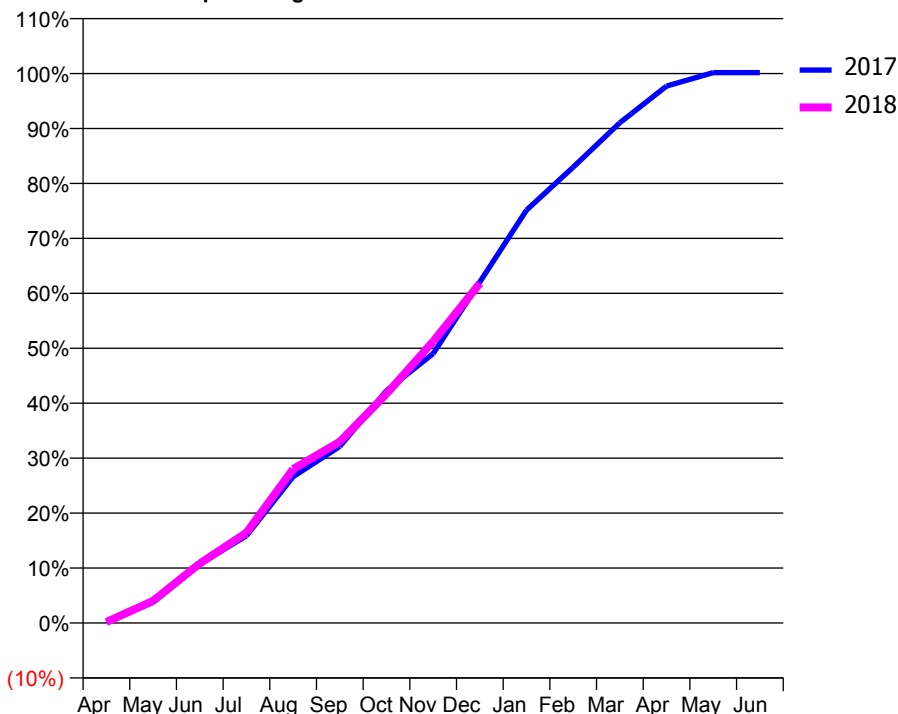
ACCESS*

Patients seen in 24 months	Total	Change since previous quarter
Quarter ending December 2016	2,058	
Quarter ending March 2017	2,108	↑
Quarter ending June 2017	2,112	→
Quarter ending September 2017	2,120	→
Quarter ending December 2017	2,208	↑
Variance since December 2016	7.3%	↑



ACTIVITY

Cumulative percentage of contracted UDA delivered 2017 & 2018



Month	Adjusted Scheduled Activity (UDA)	
	2017	2018
April	13	12
May	268	285
June	755	764
July	1,118	1,158
August	1,877	1,975
September	2,266	2,325
October	2,979	2,939
November	3,456	3,611
December	4,373	4,356
January	5,296	
February	5,846	
March	6,415	
April	6,886	
May	7,058	
June	7,059	

QUALITY

	Quantity	Base Number	Contract	AT	Region	England
% of FP17s for the same patient ID Re-attending within 3 months - Children	14	708	2.0%	10.5%	11.6%	12.0%
% of FP17s for the same patient ID Re-attending within 3 months - Adults	87	1,159	7.5%	16.0%	16.7%	15.9%
% of FP17s for the same patient ID Re-attending between 3 & 9 months - Children	357	708	50.4%	42.9%	47.3%	58.0%
% of FP17s for the same patient ID Re-attending between 3 & 9 months - Adults	573	1,159	49.4%	35.8%	38.3%	50.5%
% of FP17s for Band 1 Urgent Courses	103	1,697	6.1%	10.8%	10.5%	9.0%
% of FP17s Relating to Free Repair or Replacements	0	1,697	0.0%	0.5%	0.6%	0.8%
% of FP17s Relating to Continuations	6	1,697	0.4%	0.7%	0.8%	1.1%
% of Patients satisfied with the dentistry they have received	2	2	N/A	88.9%	89.0%	91.5%
% of Patients satisfied with the time they had to wait for an appointment	1	2	N/A	81.7%	84.2%	87.9%

* This is based on patients treated on this contract for their most recent course of treatment. Figures in italics indicate the base number of FP17s or Patient Questionnaire responses are less than 100. N/A is shown where the base number of responses is less than 10 during the period. % is calculated as Quantity/Base number*100

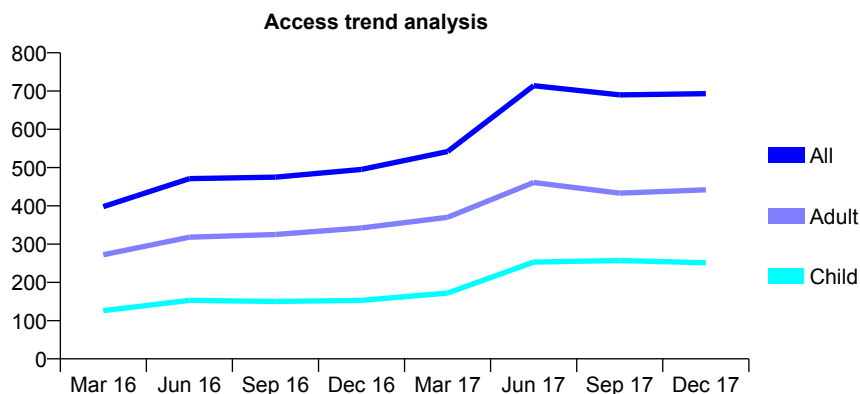
Q61 - Vital Signs At a Glance Contract Report for 188697/0001 - December 2017

Name or company name	F Mian Dental Surgery
Contract type name	GDS Contract
Purpose of contract	General
Contract start date	01/03/2015
Contract end date	

17/18 Contracted general activity (UDA)	2,177
Carry forward general activity (UDA)	-44
17/18 Contracted orthodontic activity (UOA)	0
Carry forward orthodontic activity (UOA)	0
Baseline contract value	£62,349.32

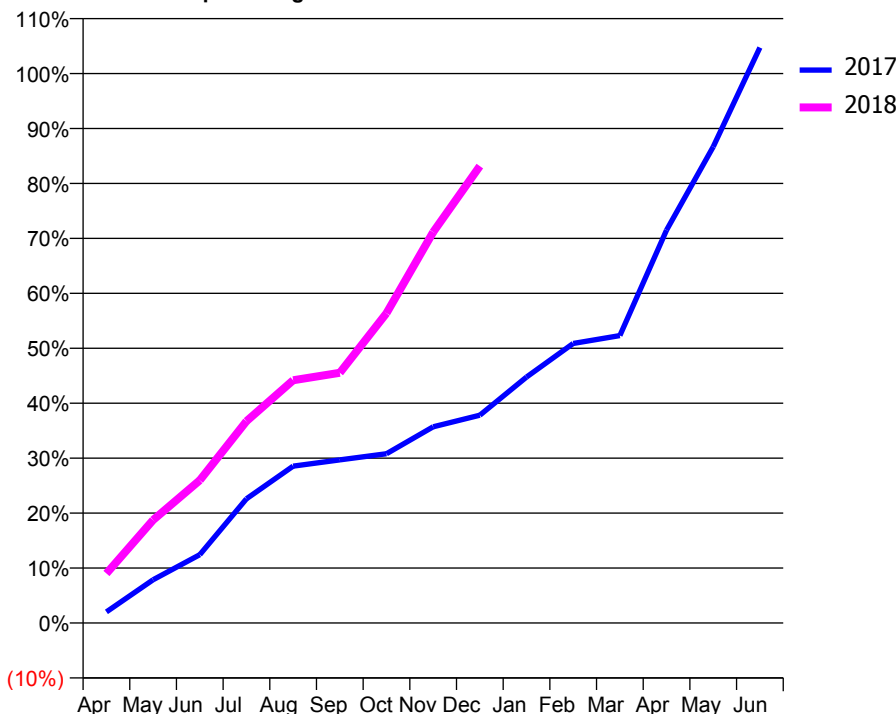
ACCESS*

Patients seen in 24 months	Total	Change since previous quarter
Quarter ending December 2016	495	
Quarter ending March 2017	542	↑
Quarter ending June 2017	714	↑
Quarter ending September 2017	690	↓
Quarter ending December 2017	693	→
Variance since December 2016	40.0%	↑



ACTIVITY

Cumulative percentage of contracted UDA delivered 2017 & 2018



Month	Adjusted Scheduled Activity (UDA)	
	2017	2018
April	44	196
May	171	408
June	271	566
July	492	800
August	621	962
September	647	992
October	671	1,228
November	778	1,549
December	824	1,810
January	975	
February	1,108	
March	1,139	
April	1,557	
May	1,887	
June	2,280	

QUALITY

	Quantity	Base Number	Contract	AT	Region	England
% of FP17s for the same patient ID Re-attending within 3 months - Children	12	268	4.5%	10.5%	11.6%	12.0%
% of FP17s for the same patient ID Re-attending within 3 months - Adults	6	354	1.7%	16.0%	16.7%	15.9%
% of FP17s for the same patient ID Re-attending between 3 & 9 months - Children	44	268	16.4%	42.9%	47.3%	58.0%
% of FP17s for the same patient ID Re-attending between 3 & 9 months - Adults	68	354	19.2%	35.8%	38.3%	50.5%
% of FP17s for Band 1 Urgent Courses	5	345	1.4%	10.8%	10.5%	9.0%
% of FP17s Relating to Free Repair or Replacements	0	345	0.0%	0.5%	0.6%	0.8%
% of FP17s Relating to Continuations	0	345	0.0%	0.7%	0.8%	1.1%
% of Patients satisfied with the dentistry they have received	0	0	N/A	88.9%	89.0%	91.5%
% of Patients satisfied with the time they had to wait for an appointment	0	0	N/A	81.7%	84.2%	87.9%

* This is based on patients treated on this contract for their most recent course of treatment. Figures in italics indicate the base number of FP17s or Patient Questionnaire responses are less than 100. N/A is shown where the base number of responses is less than 10 during the period. % is calculated as Quantity/Base number*100

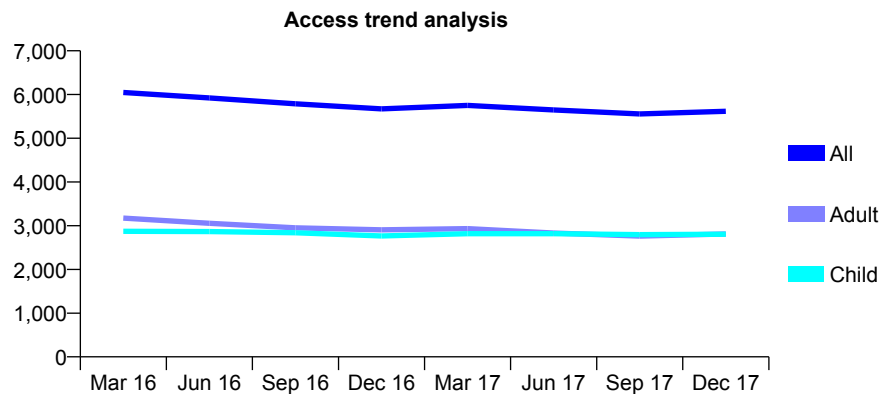
Q61 - Vital Signs At a Glance Contract Report for 188883/0001 - December 2017

Name or company name	The Angel Dental Practice Ltd
Contract type name	GDS Contract
Purpose of contract	General
Contract start date	01/04/2012
Contract end date	

17/18 Contracted general activity (UDA)	18,415
Carry forward general activity (UDA)	-7
17/18 Contracted orthodontic activity (UOA)	0
Carry forward orthodontic activity (UOA)	0
Baseline contract value	£528,238.71

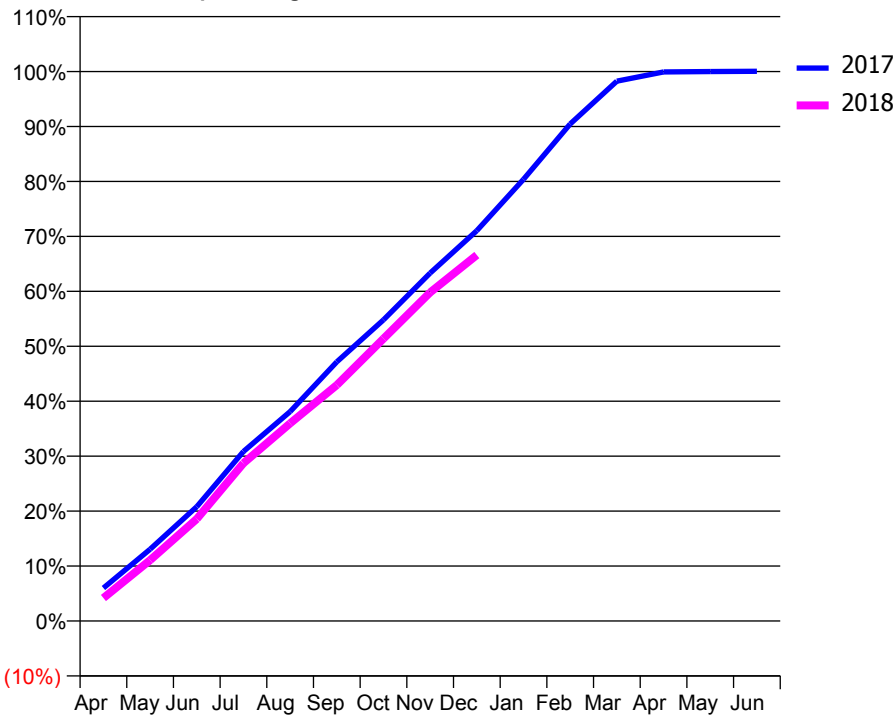
ACCESS*

Patients seen in 24 months	Total	Change since previous quarter
Quarter ending December 2016	5,671	
Quarter ending March 2017	5,750	→
Quarter ending June 2017	5,647	↓
Quarter ending September 2017	5,557	↓
Quarter ending December 2017	5,617	→
Variance since December 2016	(1.0%)	→



ACTIVITY

Cumulative percentage of contracted UDA delivered 2017 & 2018



Month	Adjusted Scheduled Activity (UDA)	
	2017	2018
April	1,107	770
May	2,409	2,040
June	3,830	3,422
July	5,684	5,288
August	7,018	6,626
September	8,683	7,909
October	10,093	9,462
November	11,660	11,013
December	13,084	12,266
January	14,803	
February	16,657	
March	18,090	
April	18,399	
May	18,415	
June	18,422	

QUALITY

	Quantity	Base Number	Contract	AT	Region	England
% of FP17s for the same patient ID Re-attending within 3 months - Children	239	2,611	9.2%	10.5%	11.6%	12.0%
% of FP17s for the same patient ID Re-attending within 3 months - Adults	523	2,356	22.2%	16.0%	16.7%	15.9%
% of FP17s for the same patient ID Re-attending between 3 & 9 months - Children	1,092	2,611	41.8%	42.9%	47.3%	58.0%
% of FP17s for the same patient ID Re-attending between 3 & 9 months - Adults	778	2,356	33.0%	35.8%	38.3%	50.5%
% of FP17s for Band 1 Urgent Courses	582	4,851	12.0%	10.8%	10.5%	9.0%
% of FP17s Relating to Free Repair or Replacements	18	4,851	0.4%	0.5%	0.6%	0.8%
% of FP17s Relating to Continuations	7	4,851	0.1%	0.7%	0.8%	1.1%
% of Patients satisfied with the dentistry they have received	3	3	N/A	88.9%	89.0%	91.5%
% of Patients satisfied with the time they had to wait for an appointment	3	3	N/A	81.7%	84.2%	87.9%

* This is based on patients treated on this contract for their most recent course of treatment. Figures in italics indicate the base number of FP17s or Patient Questionnaire responses are less than 100. N/A is shown where the base number of responses is less than 10 during the period. % is calculated as Quantity/Base number*100

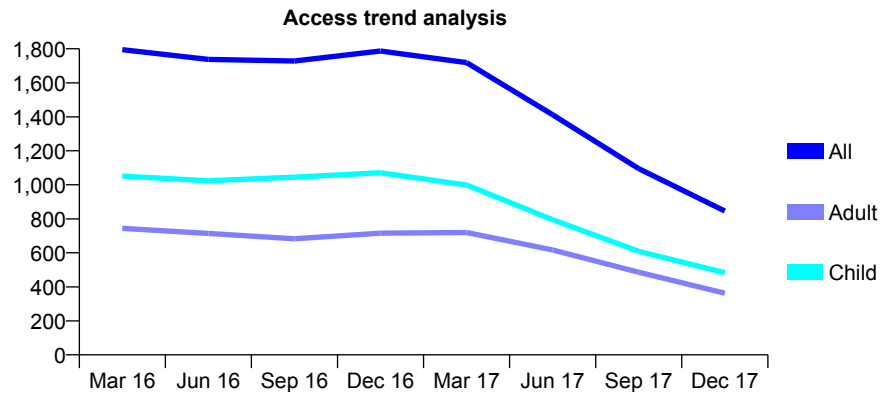
Q61 - Vital Signs At a Glance Contract Report for 189774/0001 - December 2017

Name or company name	NHS Redbridge
Contract type name	PDS Contract
Purpose of contract	General
Contract start date	01/07/2012
Contract end date	30/06/2022

17/18 Contracted general activity (UDA)	4,000
Carry forward general activity (UDA)	0
17/18 Contracted orthodontic activity (UOA)	0
Carry forward orthodontic activity (UOA)	0
Baseline contract value	£0.00

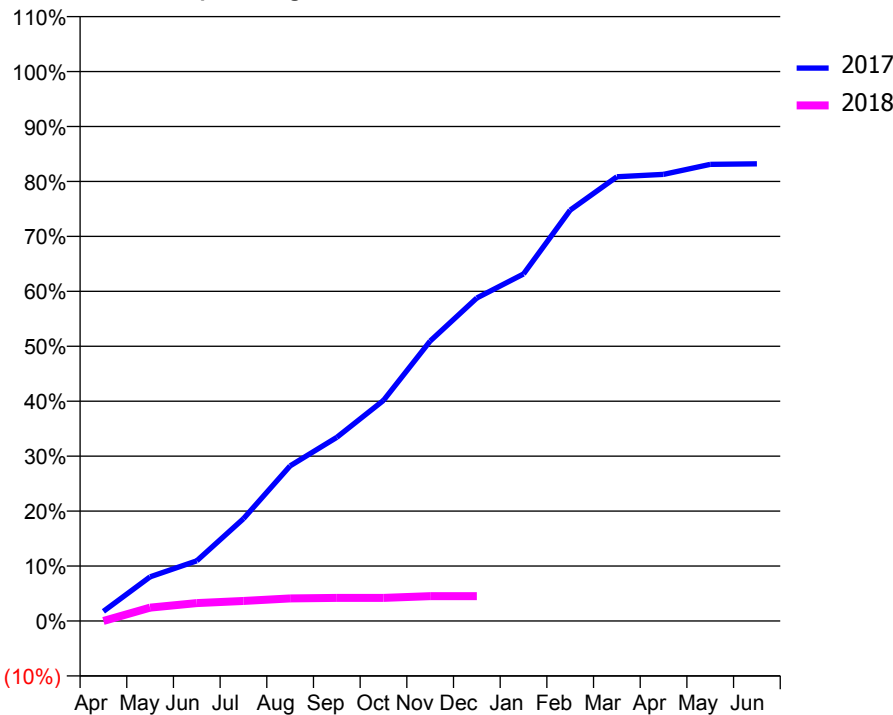
ACCESS*

Patients seen in 24 months	Total	Change since previous quarter
Quarter ending December 2016	1,787	
Quarter ending March 2017	1,719	↓
Quarter ending June 2017	1,412	↓
Quarter ending September 2017	1,095	↓
Quarter ending December 2017	846	↓
Variance since December 2016	(52.7%)	↓



ACTIVITY

Cumulative percentage of contracted UDA delivered 2017 & 2018



Month	Adjusted Scheduled Activity (UDA)	
	2017	2018
April	70	0
May	322	97
June	439	130
July	745	146
August	1,129	164
September	1,337	168
October	1,606	168
November	2,038	181
December	2,352	181
January	2,526	
February	2,991	
March	3,233	
April	3,251	
May	3,324	
June	3,328	

QUALITY

	Quantity	Base Number	Contract	AT	Region	England
% of FP17s for the same patient ID Re-attending within 3 months - Children	2	53	3.8%	10.5%	11.6%	12.0%
% of FP17s for the same patient ID Re-attending within 3 months - Adults	1	53	1.9%	16.0%	16.7%	15.9%
% of FP17s for the same patient ID Re-attending between 3 & 9 months - Children	8	53	15.1%	42.9%	47.3%	58.0%
% of FP17s for the same patient ID Re-attending between 3 & 9 months - Adults	12	53	22.6%	35.8%	38.3%	50.5%
% of FP17s for Band 1 Urgent Courses	2	48	4.2%	10.8%	10.5%	9.0%
% of FP17s Relating to Free Repair or Replacements	0	48	0.0%	0.5%	0.6%	0.8%
% of FP17s Relating to Continuations	0	48	0.0%	0.7%	0.8%	1.1%
% of Patients satisfied with the dentistry they have received	0	0	N/A	88.9%	89.0%	91.5%
% of Patients satisfied with the time they had to wait for an appointment	0	0	N/A	81.7%	84.2%	87.9%

* This is based on patients treated on this contract for their most recent course of treatment. Figures in italics indicate the base number of FP17s or Patient Questionnaire responses are less than 100. N/A is shown where the base number of responses is less than 10 during the period. % is calculated as Quantity/Base number*100

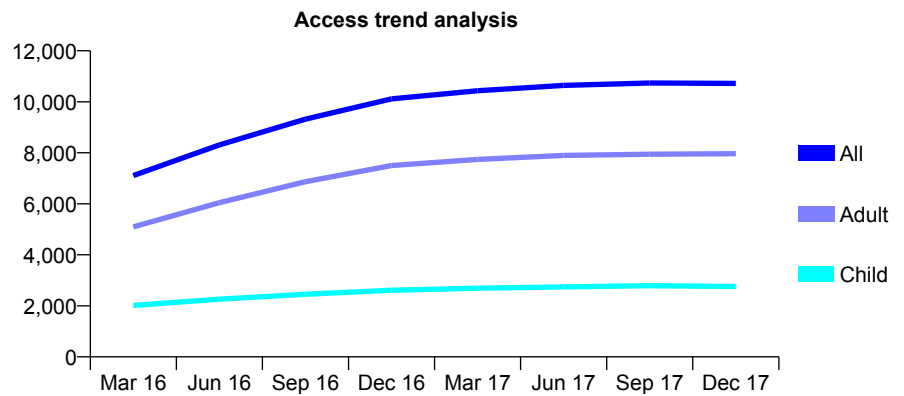
Q61 - Vital Signs At a Glance Contract Report for 190799/0001 - December 2017

Name or company name	P J Dental Surgery
Contract type name	GDS Contract
Purpose of contract	General and Orthodontic
Contract start date	01/02/2015
Contract end date	

17/18 Contracted general activity (UDA)	29,693
Carry forward general activity (UDA)	-136
17/18 Contracted orthodontic activity (UOA)	1,614
Carry forward orthodontic activity (UOA)	15
Baseline contract value	£1,033,532.63

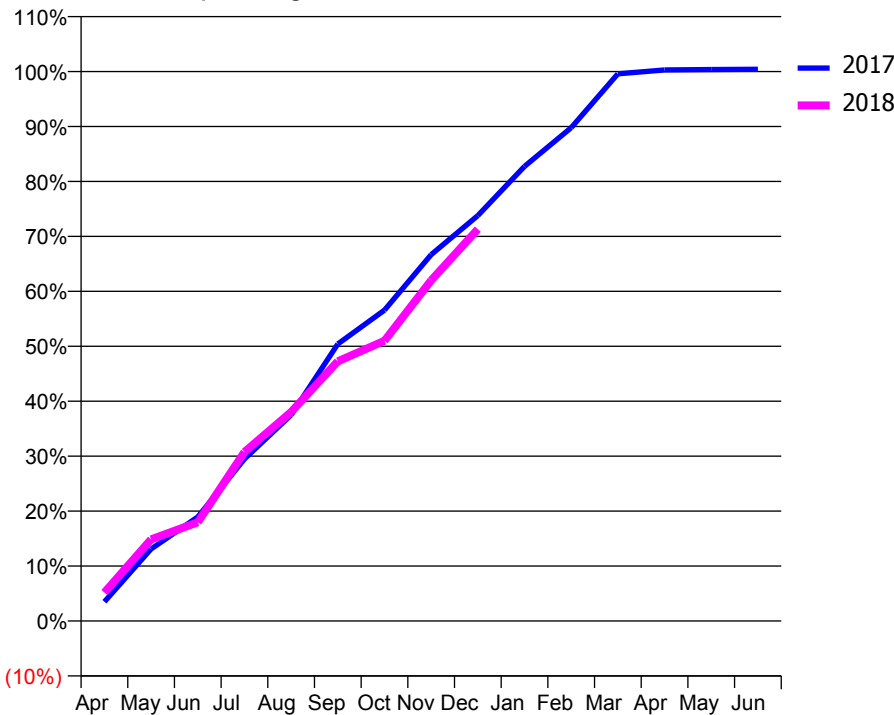
ACCESS*

Patients seen in 24 months	Total	Change since previous quarter
Quarter ending December 2016	10,114	
Quarter ending March 2017	10,432	↑
Quarter ending June 2017	10,644	↑
Quarter ending September 2017	10,735	→
Quarter ending December 2017	10,724	→
Variance since December 2016	6.0%	↑



ACTIVITY

Cumulative percentage of contracted UDA delivered 2017 & 2018



Month	Adjusted Scheduled Activity (UDA)	
	2017	2018
April	1,043	1,537
May	3,896	4,416
June	5,621	5,337
July	8,760	9,131
August	11,136	11,294
September	14,972	14,032
October	16,803	15,139
November	19,798	18,404
December	21,908	21,171
January	24,568	
February	26,660	
March	29,567	
April	29,777	
May	29,798	
June	29,810	

QUALITY

	Quantity	Base Number	Contract	AT	Region	England
% of FP17s for the same patient ID Re-attending within 3 months - Children	180	2,173	8.3%	10.5%	11.6%	12.0%
% of FP17s for the same patient ID Re-attending within 3 months - Adults	462	4,973	9.3%	16.0%	16.7%	15.9%
% of FP17s for the same patient ID Re-attending between 3 & 9 months - Children	801	2,173	36.9%	42.9%	47.3%	58.0%
% of FP17s for the same patient ID Re-attending between 3 & 9 months - Adults	1,188	4,973	23.9%	35.8%	38.3%	50.5%
% of FP17s for Band 1 Urgent Courses	756	6,913	10.9%	10.8%	10.5%	9.0%
% of FP17s Relating to Free Repair or Replacements	9	6,913	0.1%	0.5%	0.6%	0.8%
% of FP17s Relating to Continuations	61	6,913	0.9%	0.7%	0.8%	1.1%
% of Patients satisfied with the dentistry they have received	4	5	N/A	88.9%	89.0%	91.5%
% of Patients satisfied with the time they had to wait for an appointment	5	5	N/A	81.7%	84.2%	87.9%

* This is based on patients treated on this contract for their most recent course of treatment. Figures in italics indicate the base number of FP17s or Patient Questionnaire responses are less than 100. N/A is shown where the base number of responses is less than 10 during the period. % is calculated as Quantity/Base number*100

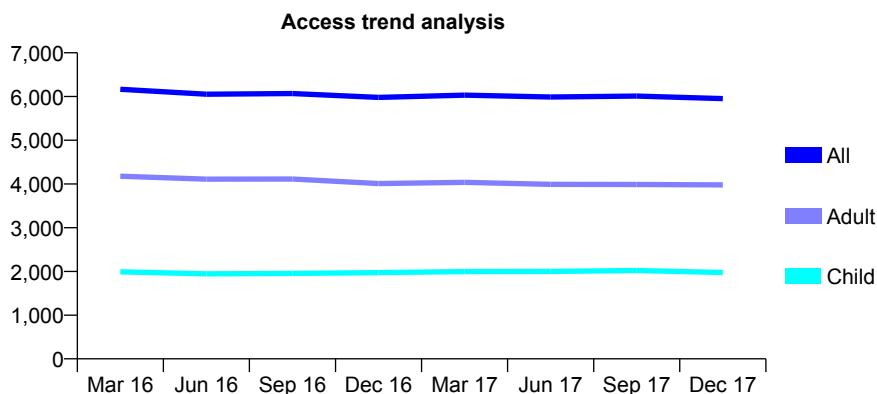
Q61 - Vital Signs At a Glance Contract Report for 190993/0001 - December 2017

Name or company name	MR JP SHAH and MS M SHAH
Contract type name	GDS Contract
Purpose of contract	General
Contract start date	01/07/2013
Contract end date	

17/18 Contracted general activity (UDA)	20,236
Carry forward general activity (UDA)	-405
17/18 Contracted orthodontic activity (UOA)	0
Carry forward orthodontic activity (UOA)	0
Baseline contract value	£603,635.54

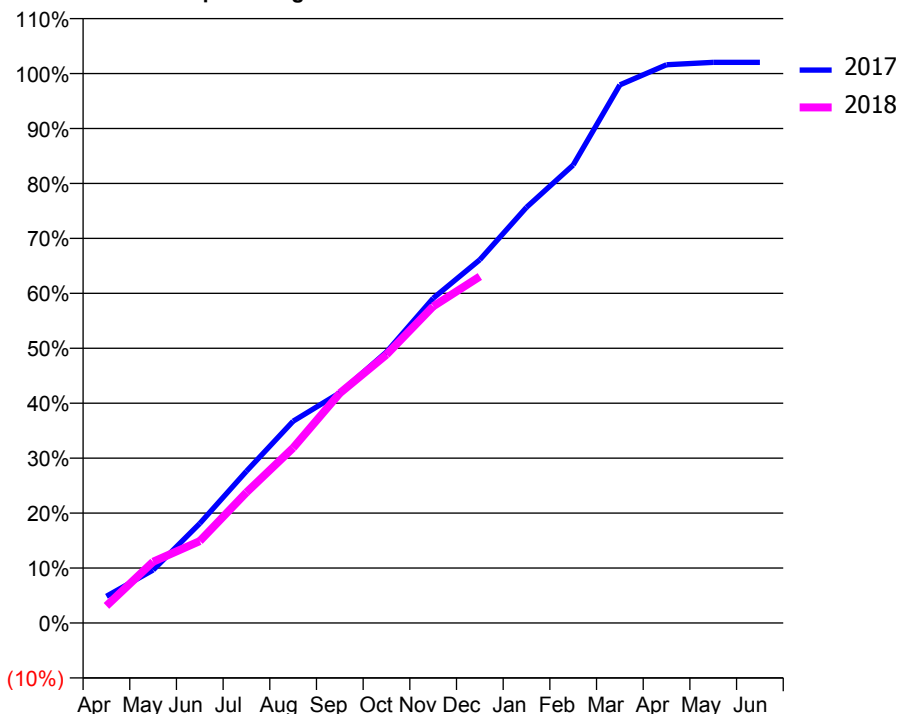
ACCESS*

Patients seen in 24 months	Total	Change since previous quarter
Quarter ending December 2016	5,981	
Quarter ending March 2017	6,033	→
Quarter ending June 2017	5,990	→
Quarter ending September 2017	6,009	→
Quarter ending December 2017	5,953	→
Variance since December 2016	(0.5%)	→



ACTIVITY

Cumulative percentage of contracted UDA delivered 2017 & 2018



Month	Adjusted Scheduled Activity (UDA)	
	2017	2018
April	984	631
May	1,953	2,258
June	3,668	3,017
July	5,588	4,809
August	7,433	6,451
September	8,480	8,464
October	9,983	9,884
November	11,958	11,663
December	13,379	12,760
January	15,309	
February	16,864	
March	19,818	
April	20,561	
May	20,646	
June	20,647	

QUALITY

	Quantity	Base Number	Contract	AT	Region	England
% of FP17s for the same patient ID Re-attending within 3 months - Children	79	1,690	4.7%	10.5%	11.6%	12.0%
% of FP17s for the same patient ID Re-attending within 3 months - Adults	494	3,275	15.1%	16.0%	16.7%	15.9%
% of FP17s for the same patient ID Re-attending between 3 & 9 months - Children	801	1,690	47.4%	42.9%	47.3%	58.0%
% of FP17s for the same patient ID Re-attending between 3 & 9 months - Adults	1,462	3,275	44.6%	35.8%	38.3%	50.5%
% of FP17s for Band 1 Urgent Courses	478	4,670	10.2%	10.8%	10.5%	9.0%
% of FP17s Relating to Free Repair or Replacements	17	4,670	0.4%	0.5%	0.6%	0.8%
% of FP17s Relating to Continuations	35	4,670	0.7%	0.7%	0.8%	1.1%
% of Patients satisfied with the dentistry they have received	5	6	N/A	88.9%	89.0%	91.5%
% of Patients satisfied with the time they had to wait for an appointment	5	6	N/A	81.7%	84.2%	87.9%

* This is based on patients treated on this contract for their most recent course of treatment. Figures in italics indicate the base number of FP17s or Patient Questionnaire responses are less than 100. N/A is shown where the base number of responses is less than 10 during the period. % is calculated as Quantity/Base number*100

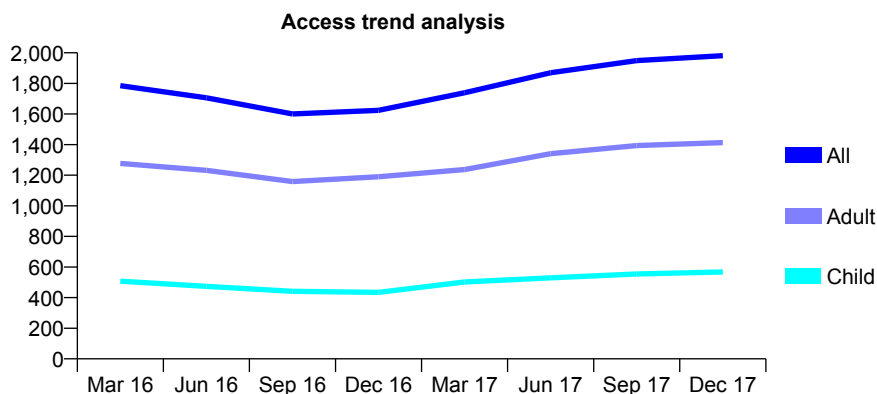
Q61 - Vital Signs At a Glance Contract Report for 191019/0001 - December 2017

Name or company name	Dental Care
Contract type name	GDS Contract
Purpose of contract	General
Contract start date	01/03/2012
Contract end date	

17/18 Contracted general activity (UDA)	5,037
Carry forward general activity (UDA)	-40
17/18 Contracted orthodontic activity (UOA)	0
Carry forward orthodontic activity (UOA)	0
Baseline contract value	£194,079.54

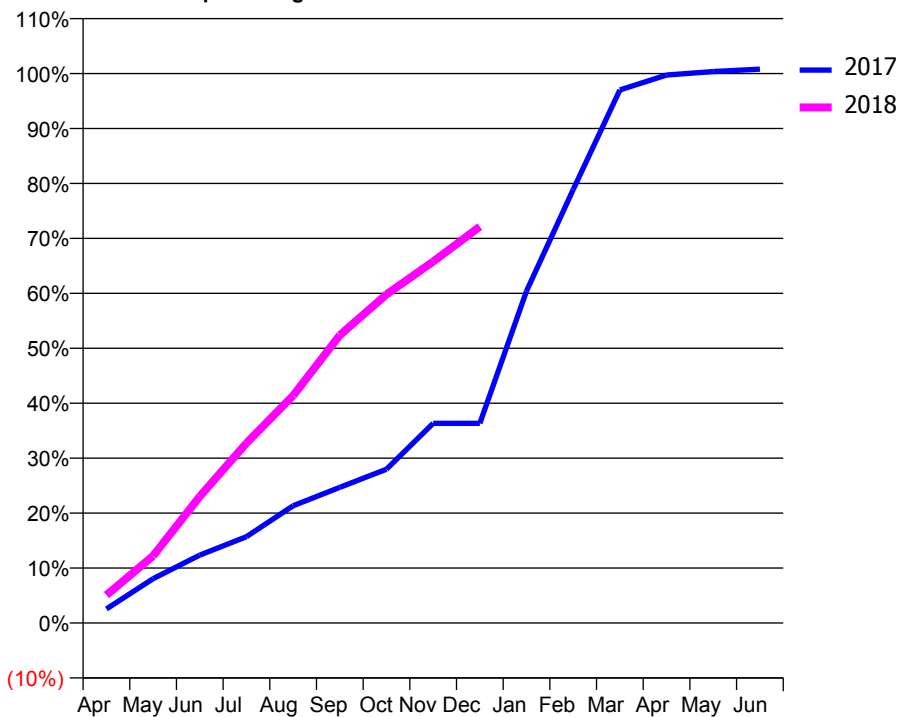
ACCESS*

Patients seen in 24 months	Total	Change since previous quarter
Quarter ending December 2016	1,624	
Quarter ending March 2017	1,739	↑
Quarter ending June 2017	1,870	↑
Quarter ending September 2017	1,949	↑
Quarter ending December 2017	1,981	→
Variance since December 2016	22.0%	↑



ACTIVITY

Cumulative percentage of contracted UDA delivered 2017 & 2018



Month	Adjusted Scheduled Activity (UDA)	
	2017	2018
April	129	256
May	407	615
June	622	1,161
July	792	1,649
August	1,075	2,085
September	1,244	2,638
October	1,410	3,013
November	1,830	3,313
December	1,830	3,634
January	3,042	
February	3,973	
March	4,887	
April	5,023	
May	5,055	
June	5,077	

QUALITY

	Quantity	Base Number	Contract	AT	Region	England
% of FP17s for the same patient ID Re-attending within 3 months - Children	23	438	5.3%	10.5%	11.6%	12.0%
% of FP17s for the same patient ID Re-attending within 3 months - Adults	89	947	9.4%	16.0%	16.7%	15.9%
% of FP17s for the same patient ID Re-attending between 3 & 9 months - Children	174	438	39.7%	42.9%	47.3%	58.0%
% of FP17s for the same patient ID Re-attending between 3 & 9 months - Adults	277	947	29.3%	35.8%	38.3%	50.5%
% of FP17s for Band 1 Urgent Courses	73	1,318	5.5%	10.8%	10.5%	9.0%
% of FP17s Relating to Free Repair or Replacements	9	1,318	0.7%	0.5%	0.6%	0.8%
% of FP17s Relating to Continuations	4	1,318	0.3%	0.7%	0.8%	1.1%
% of Patients satisfied with the dentistry they have received	2	2	N/A	88.9%	89.0%	91.5%
% of Patients satisfied with the time they had to wait for an appointment	2	2	N/A	81.7%	84.2%	87.9%

* This is based on patients treated on this contract for their most recent course of treatment. Figures in italics indicate the base number of FP17s or Patient Questionnaire responses are less than 100. N/A is shown where the base number of responses is less than 10 during the period. % is calculated as Quantity/Base number*100

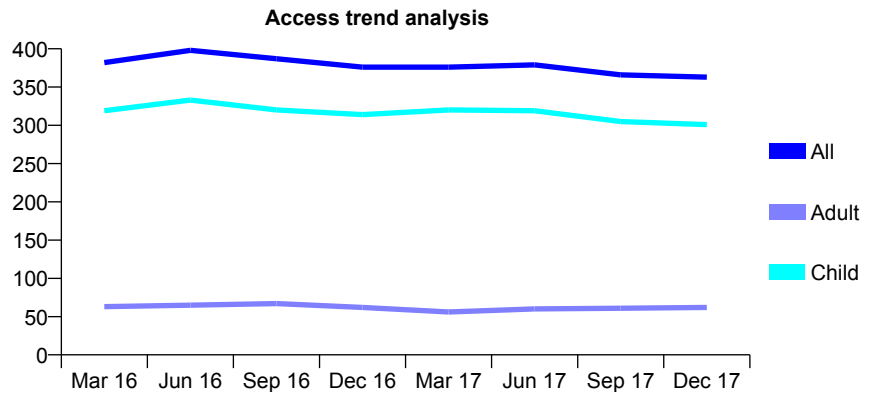
Q61 - Vital Signs At a Glance Contract Report for 192570/0001 - December 2017

Name or company name	Hampden Clinics Limited
Contract type name	PDS Contract
Purpose of contract	General
Contract start date	01/01/2011
Contract end date	30/11/2017

17/18 Contracted general activity (UDA)	1,173
Carry forward general activity (UDA)	0
17/18 Contracted orthodontic activity (UOA)	0
Carry forward orthodontic activity (UOA)	0
Baseline contract value	£30,005.59

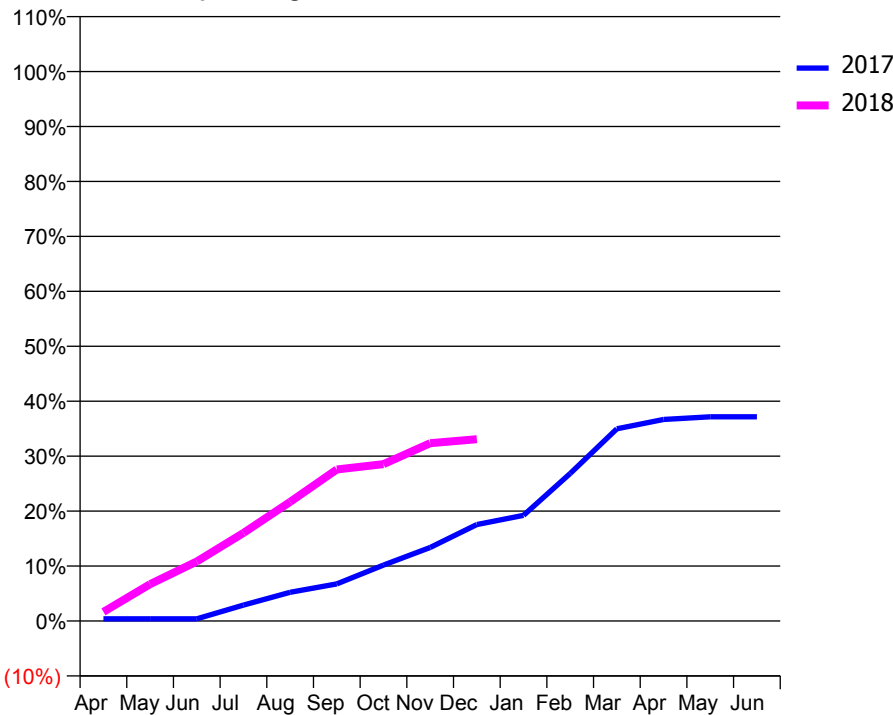
ACCESS*

Patients seen in 24 months	Total	Change since previous quarter
Quarter ending December 2016	376	
Quarter ending March 2017	376	→
Quarter ending June 2017	379	→
Quarter ending September 2017	366	↓
Quarter ending December 2017	363	→
Variance since December 2016	(3.5%)	↓



ACTIVITY

Cumulative percentage of contracted UDA delivered 2017 & 2018



Month	Adjusted Scheduled Activity (UDA)	
	2017	2018
April	7	19
May	7	79
June	7	127
July	51	188
August	92	254
September	119	323
October	179	335
November	235	380
December	309	388
January	338	
February	472	
March	615	
April	645	
May	654	
June	654	

QUALITY

	Quantity	Base Number	Contract	AT	Region	England
% of FP17s for the same patient ID Re-attending within 3 months - Children	24	206	11.7%	10.5%	11.6%	12.0%
% of FP17s for the same patient ID Re-attending within 3 months - Adults	2	22	9.1%	16.0%	16.7%	15.9%
% of FP17s for the same patient ID Re-attending between 3 & 9 months - Children	76	206	36.9%	42.9%	47.3%	58.0%
% of FP17s for the same patient ID Re-attending between 3 & 9 months - Adults	4	22	18.2%	35.8%	38.3%	50.5%
% of FP17s for Band 1 Urgent Courses	20	208	9.6%	10.8%	10.5%	9.0%
% of FP17s Relating to Free Repair or Replacements	0	208	0.0%	0.5%	0.6%	0.8%
% of FP17s Relating to Continuations	3	208	1.4%	0.7%	0.8%	1.1%
% of Patients satisfied with the dentistry they have received	0	0	N/A	88.9%	89.0%	91.5%
% of Patients satisfied with the time they had to wait for an appointment	0	0	N/A	81.7%	84.2%	87.9%

* This is based on patients treated on this contract for their most recent course of treatment. Figures in italics indicate the base number of FP17s or Patient Questionnaire responses are less than 100. N/A is shown where the base number of responses is less than 10 during the period. % is calculated as Quantity/Base number*100

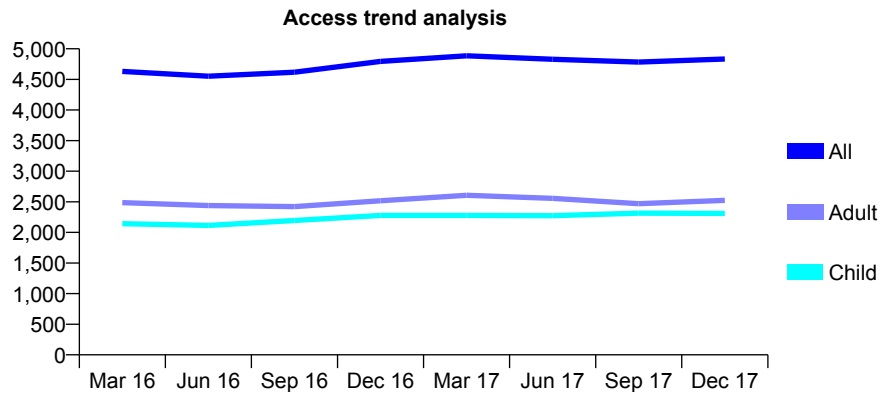
Q61 - Vital Signs At a Glance Contract Report for 192651/0001 - December 2017

Name or company name	Goodmayes Dental Practice Ltd
Contract type name	GDS Contract
Purpose of contract	General
Contract start date	01/09/2010
Contract end date	

17/18 Contracted general activity (UDA)	13,676
Carry forward general activity (UDA)	-274
17/18 Contracted orthodontic activity (UOA)	0
Carry forward orthodontic activity (UOA)	0
Baseline contract value	£436,460.37

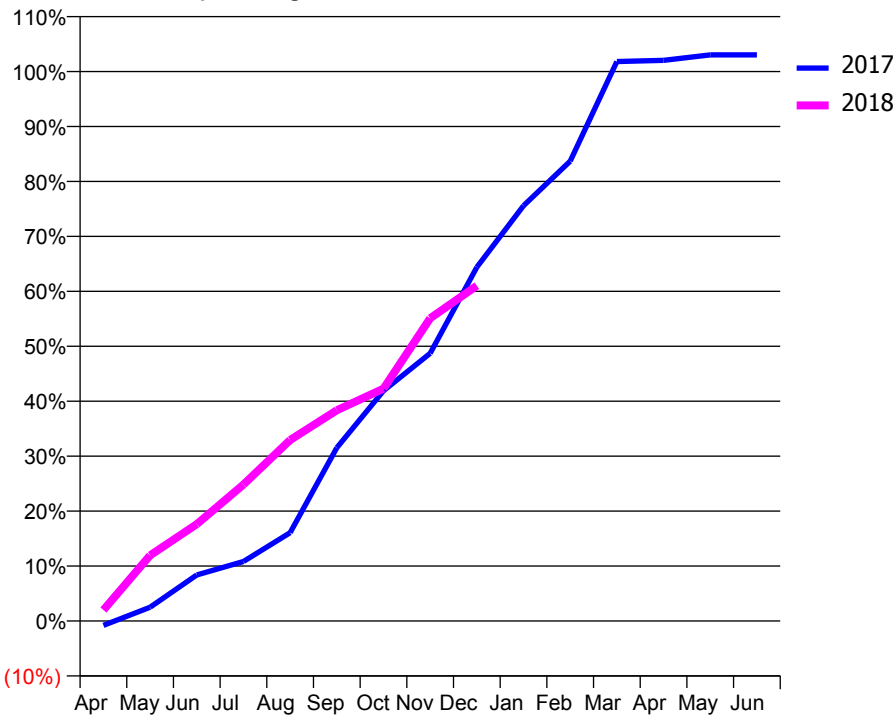
ACCESS*

Patients seen in 24 months	Total	Change since previous quarter
Quarter ending December 2016	4,795	
Quarter ending March 2017	4,885	→
Quarter ending June 2017	4,830	↓
Quarter ending September 2017	4,783	→
Quarter ending December 2017	4,834	→
Variance since December 2016	0.8%	→



ACTIVITY

Cumulative percentage of contracted UDA delivered 2017 & 2018



Month	Adjusted Scheduled Activity (UDA)	
	2017	2018
April	-112	274
May	343	1,634
June	1,147	2,410
July	1,481	3,398
August	2,200	4,506
September	4,313	5,244
October	5,729	5,782
November	6,663	7,535
December	8,805	8,345
January	10,337	
February	11,444	
March	13,922	
April	13,954	
May	14,090	
June	14,090	

QUALITY

	Quantity	Base Number	Contract	AT	Region	England
% of FP17s for the same patient ID Re-attending within 3 months - Children	210	2,134	9.8%	10.5%	11.6%	12.0%
% of FP17s for the same patient ID Re-attending within 3 months - Adults	314	1,747	18.0%	16.0%	16.7%	15.9%
% of FP17s for the same patient ID Re-attending between 3 & 9 months - Children	1,023	2,134	47.9%	42.9%	47.3%	58.0%
% of FP17s for the same patient ID Re-attending between 3 & 9 months - Adults	629	1,747	36.0%	35.8%	38.3%	50.5%
% of FP17s for Band 1 Urgent Courses	271	3,842	7.1%	10.8%	10.5%	9.0%
% of FP17s Relating to Free Repair or Replacements	7	3,842	0.2%	0.5%	0.6%	0.8%
% of FP17s Relating to Continuations	6	3,842	0.2%	0.7%	0.8%	1.1%
% of Patients satisfied with the dentistry they have received	2	2	N/A	88.9%	89.0%	91.5%
% of Patients satisfied with the time they had to wait for an appointment	1	2	N/A	81.7%	84.2%	87.9%

* This is based on patients treated on this contract for their most recent course of treatment. Figures in italics indicate the base number of FP17s or Patient Questionnaire responses are less than 100. N/A is shown where the base number of responses is less than 10 during the period. % is calculated as Quantity/Base number*100

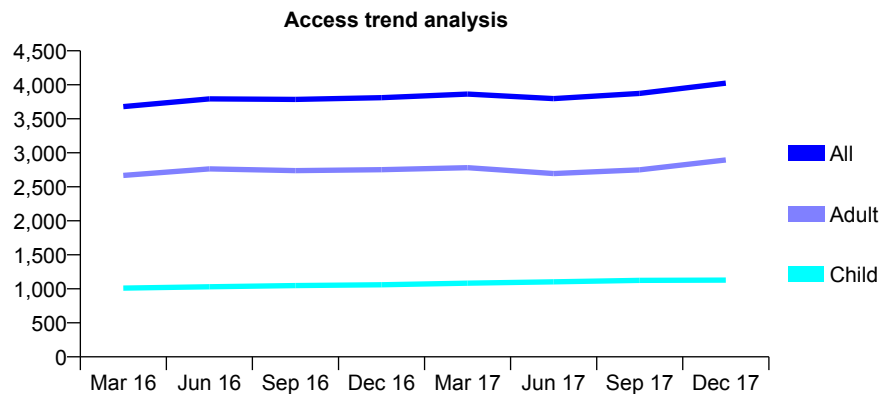
Q61 - Vital Signs At a Glance Contract Report for 193127/0001 - December 2017

Name or company name	RUSHDENT LIMITED
Contract type name	GDS Contract
Purpose of contract	General
Contract start date	01/04/2011
Contract end date	

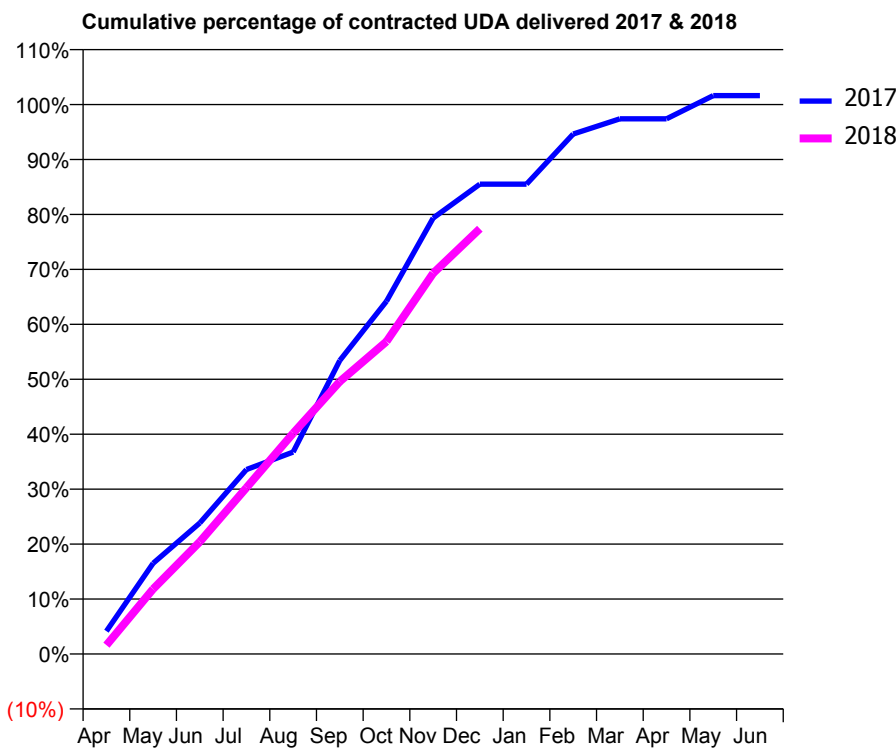
17/18 Contracted general activity (UDA)	9,924
Carry forward general activity (UDA)	-160
17/18 Contracted orthodontic activity (UOA)	0
Carry forward orthodontic activity (UOA)	0
Baseline contract value	£267,263.86

ACCESS*

Patients seen in 24 months	Total	Change since previous quarter
Quarter ending December 2016	3,811	
Quarter ending March 2017	3,864	→
Quarter ending June 2017	3,797	↓
Quarter ending September 2017	3,874	↑
Quarter ending December 2017	4,025	↑
Variance since December 2016	5.6%	↑



ACTIVITY



Month	Adjusted Scheduled Activity (UDA)	
	2017	2018
April	413	160
May	1,638	1,174
June	2,365	2,027
July	3,332	3,004
August	3,648	3,987
September	5,302	4,921
October	6,372	5,643
November	7,873	6,877
December	8,485	7,680
January	8,485	
February	9,390	
March	9,665	
April	9,665	
May	10,084	
June	10,084	

QUALITY

	Quantity	Base Number	Contract	AT	Region	England
% of FP17s for the same patient ID Re-attending within 3 months - Children	27	996	2.7%	10.5%	11.6%	12.0%
% of FP17s for the same patient ID Re-attending within 3 months - Adults	113	2,383	4.7%	16.0%	16.7%	15.9%
% of FP17s for the same patient ID Re-attending between 3 & 9 months - Children	458	996	46.0%	42.9%	47.3%	58.0%
% of FP17s for the same patient ID Re-attending between 3 & 9 months - Adults	883	2,383	37.1%	35.8%	38.3%	50.5%
% of FP17s for Band 1 Urgent Courses	0	3,176	0.0%	10.8%	10.5%	9.0%
% of FP17s Relating to Free Repair or Replacements	0	3,176	0.0%	0.5%	0.6%	0.8%
% of FP17s Relating to Continuations	2	3,176	0.1%	0.7%	0.8%	1.1%
% of Patients satisfied with the dentistry they have received	1	1	N/A	88.9%	89.0%	91.5%
% of Patients satisfied with the time they had to wait for an appointment	1	1	N/A	81.7%	84.2%	87.9%

* This is based on patients treated on this contract for their most recent course of treatment. Figures in italics indicate the base number of FP17s or Patient Questionnaire responses are less than 100. N/A is shown where the base number of responses is less than 10 during the period. % is calculated as Quantity/Base number*100

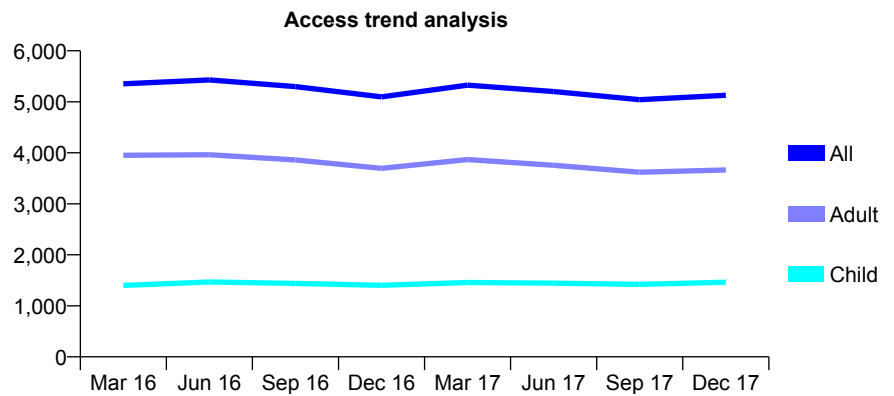
Q61 - Vital Signs At a Glance Contract Report for 193798/0001 - December 2017

Name or company name	Dr S S Dhami & Dr J S Gill
Contract type name	GDS Contract
Purpose of contract	General
Contract start date	21/09/2011
Contract end date	

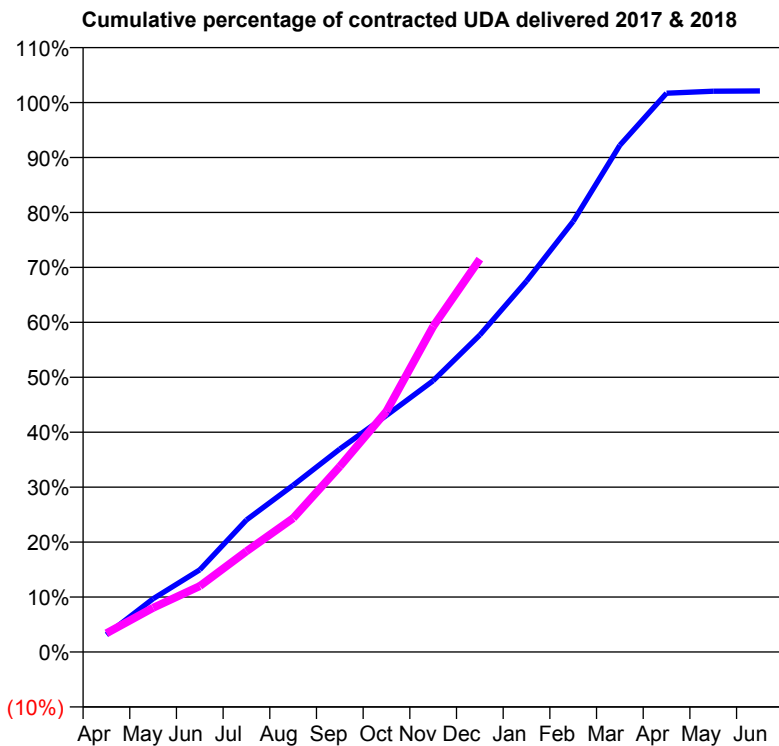
17/18 Contracted general activity (UDA)	15,151
Carry forward general activity (UDA)	-303
17/18 Contracted orthodontic activity (UOA)	0
Carry forward orthodontic activity (UOA)	0
Baseline contract value	£382,143.85

ACCESS*

Patients seen in 24 months	Total	Change since previous quarter
Quarter ending December 2016	5,098	
Quarter ending March 2017	5,326	↑
Quarter ending June 2017	5,200	↓
Quarter ending September 2017	5,041	↓
Quarter ending December 2017	5,128	→
Variance since December 2016	0.6%	→



ACTIVITY



Month	Adjusted Scheduled Activity (UDA)	
	2017	2018
April	476	515
May	1,469	1,218
June	2,265	1,819
July	3,640	2,778
August	4,597	3,688
September	5,599	5,115
October	6,525	6,639
November	7,481	8,977
December	8,743	10,833
January	10,225	
February	11,874	
March	13,973	
April	15,407	
May	15,463	
June	15,468	

QUALITY

	Quantity	Base Number	Contract	AT	Region	England
% of FP17s for the same patient ID Re-attending within 3 months - Children	68	1,258	5.4%	10.5%	11.6%	12.0%
% of FP17s for the same patient ID Re-attending within 3 months - Adults	380	2,716	14.0%	16.0%	16.7%	15.9%
% of FP17s for the same patient ID Re-attending between 3 & 9 months - Children	384	1,258	30.5%	42.9%	47.3%	58.0%
% of FP17s for the same patient ID Re-attending between 3 & 9 months - Adults	730	2,716	26.9%	35.8%	38.3%	50.5%
% of FP17s for Band 1 Urgent Courses	508	3,604	14.1%	10.8%	10.5%	9.0%
% of FP17s Relating to Free Repair or Replacements	32	3,604	0.9%	0.5%	0.6%	0.8%
% of FP17s Relating to Continuations	0	3,604	0.0%	0.7%	0.8%	1.1%
% of Patients satisfied with the dentistry they have received	1	2	N/A	88.9%	89.0%	91.5%
% of Patients satisfied with the time they had to wait for an appointment	1	2	N/A	81.7%	84.2%	87.9%

* This is based on patients treated on this contract for their most recent course of treatment. Figures in italics indicate the base number of FP17s or Patient Questionnaire responses are less than 100. N/A is shown where the base number of responses is less than 10 during the period. % is calculated as Quantity/Base number*100

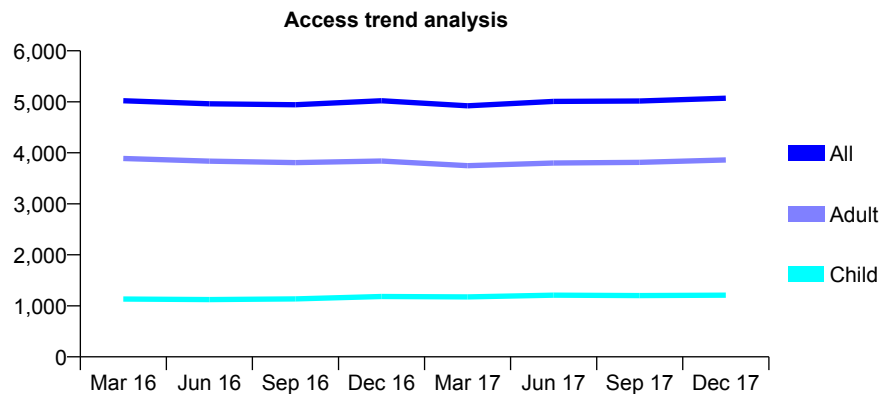
Q61 - Vital Signs At a Glance Contract Report for 194050/0001 - December 2017

Name or company name	Woodberry Downs Dental Practice
Contract type name	GDS Contract
Purpose of contract	General
Contract start date	01/04/2010
Contract end date	

17/18 Contracted general activity (UDA)	13,212
Carry forward general activity (UDA)	-242
17/18 Contracted orthodontic activity (UOA)	0
Carry forward orthodontic activity (UOA)	0
Baseline contract value	£461,316.03

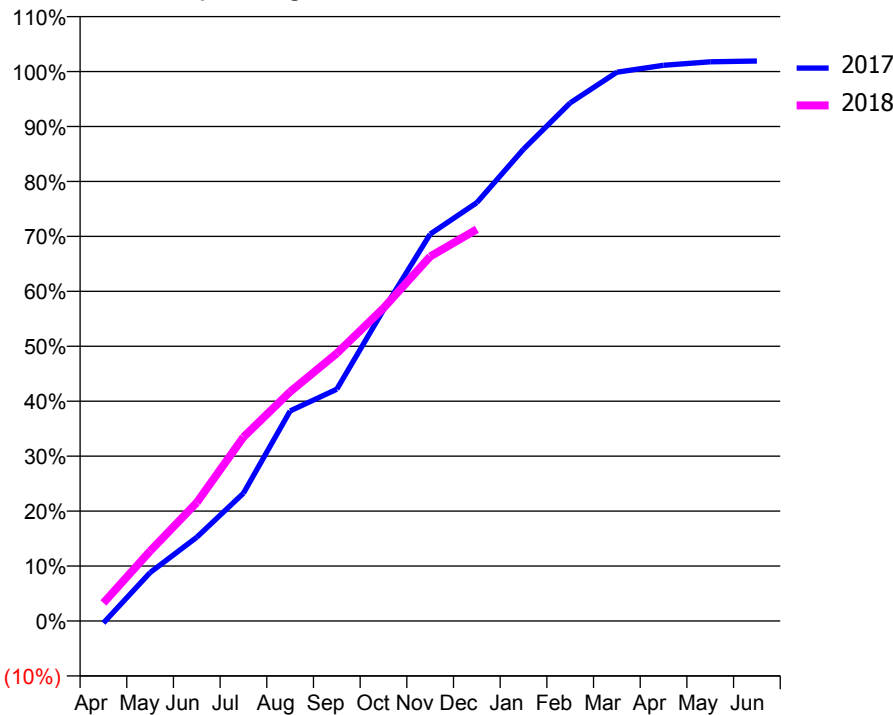
ACCESS*

Patients seen in 24 months	Total	Change since previous quarter
Quarter ending December 2016	5,021	
Quarter ending March 2017	4,922	↓
Quarter ending June 2017	5,009	→
Quarter ending September 2017	5,016	→
Quarter ending December 2017	5,070	→
Variance since December 2016	1.0%	→



ACTIVITY

Cumulative percentage of contracted UDA delivered 2017 & 2018



Month	Adjusted Scheduled Activity (UDA)	
	2017	2018
April	-49	434
May	1,117	1,682
June	1,929	2,850
July	2,941	4,423
August	4,837	5,513
September	5,338	6,435
October	7,162	7,523
November	8,905	8,763
December	9,631	9,417
January	10,862	
February	11,926	
March	12,633	
April	12,791	
May	12,871	
June	12,891	

QUALITY

	Quantity	Base Number	Contract	AT	Region	England
% of FP17s for the same patient ID Re-attending within 3 months - Children	41	871	4.7%	10.5%	11.6%	12.0%
% of FP17s for the same patient ID Re-attending within 3 months - Adults	251	2,710	9.3%	16.0%	16.7%	15.9%
% of FP17s for the same patient ID Re-attending between 3 & 9 months - Children	275	871	31.6%	42.9%	47.3%	58.0%
% of FP17s for the same patient ID Re-attending between 3 & 9 months - Adults	790	2,710	29.2%	35.8%	38.3%	50.5%
% of FP17s for Band 1 Urgent Courses	215	3,485	6.2%	10.8%	10.5%	9.0%
% of FP17s Relating to Free Repair or Replacements	33	3,485	0.9%	0.5%	0.6%	0.8%
% of FP17s Relating to Continuations	9	3,485	0.3%	0.7%	0.8%	1.1%
% of Patients satisfied with the dentistry they have received	2	2	N/A	88.9%	89.0%	91.5%
% of Patients satisfied with the time they had to wait for an appointment	1	2	N/A	81.7%	84.2%	87.9%

* This is based on patients treated on this contract for their most recent course of treatment. Figures in italics indicate the base number of FP17s or Patient Questionnaire responses are less than 100. N/A is shown where the base number of responses is less than 10 during the period. % is calculated as Quantity/Base number*100

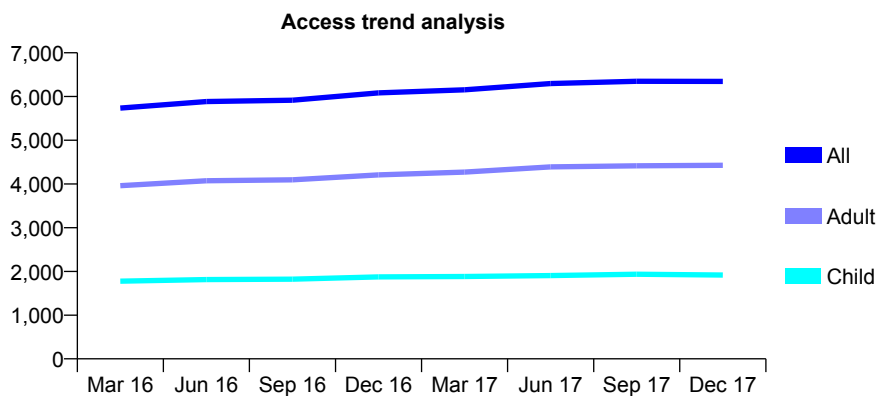
Q61 - Vital Signs At a Glance Contract Report for 194069/0001 - December 2017

Name or company name	Bluebell Dental Practice
Contract type name	GDS Contract
Purpose of contract	General
Contract start date	01/11/2007
Contract end date	

17/18 Contracted general activity (UDA)	11,460
Carry forward general activity (UDA)	263
17/18 Contracted orthodontic activity (UOA)	0
Carry forward orthodontic activity (UOA)	0
Baseline contract value	£315,611.73

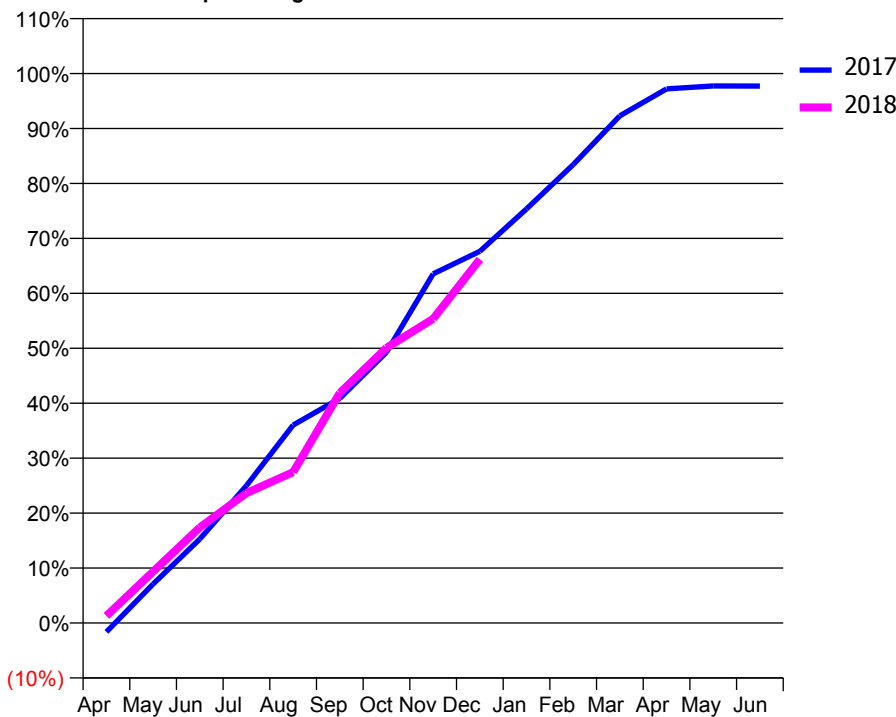
ACCESS*

Patients seen in 24 months	Total	Change since previous quarter
Quarter ending December 2016	6,082	
Quarter ending March 2017	6,155	→
Quarter ending June 2017	6,297	↑
Quarter ending September 2017	6,348	→
Quarter ending December 2017	6,345	→
Variance since December 2016	4.3%	↑



ACTIVITY

Cumulative percentage of contracted UDA delivered 2017 & 2018



Month	Adjusted Scheduled Activity (UDA)	
	2017	2018
April	-187	149
May	814	1,073
June	1,752	1,992
July	2,866	2,711
August	4,128	3,147
September	4,684	4,799
October	5,647	5,737
November	7,281	6,345
December	7,751	7,585
January	8,636	
February	9,560	
March	10,576	
April	11,140	
May	11,201	
June	11,197	

QUALITY

	Quantity	Base Number	Contract	AT	Region	England
% of FP17s for the same patient ID Re-attending within 3 months - Children	98	1,800	5.4%	10.5%	11.6%	12.0%
% of FP17s for the same patient ID Re-attending within 3 months - Adults	328	3,390	9.7%	16.0%	16.7%	15.9%
% of FP17s for the same patient ID Re-attending between 3 & 9 months - Children	829	1,800	46.1%	42.9%	47.3%	58.0%
% of FP17s for the same patient ID Re-attending between 3 & 9 months - Adults	1,031	3,390	30.4%	35.8%	38.3%	50.5%
% of FP17s for Band 1 Urgent Courses	375	4,792	7.8%	10.8%	10.5%	9.0%
% of FP17s Relating to Free Repair or Replacements	23	4,792	0.5%	0.5%	0.6%	0.8%
% of FP17s Relating to Continuations	4	4,792	0.1%	0.7%	0.8%	1.1%
% of Patients satisfied with the dentistry they have received	3	3	N/A	88.9%	89.0%	91.5%
% of Patients satisfied with the time they had to wait for an appointment	3	3	N/A	81.7%	84.2%	87.9%

* This is based on patients treated on this contract for their most recent course of treatment. Figures in italics indicate the base number of FP17s or Patient Questionnaire responses are less than 100. N/A is shown where the base number of responses is less than 10 during the period. % is calculated as Quantity/Base number*100

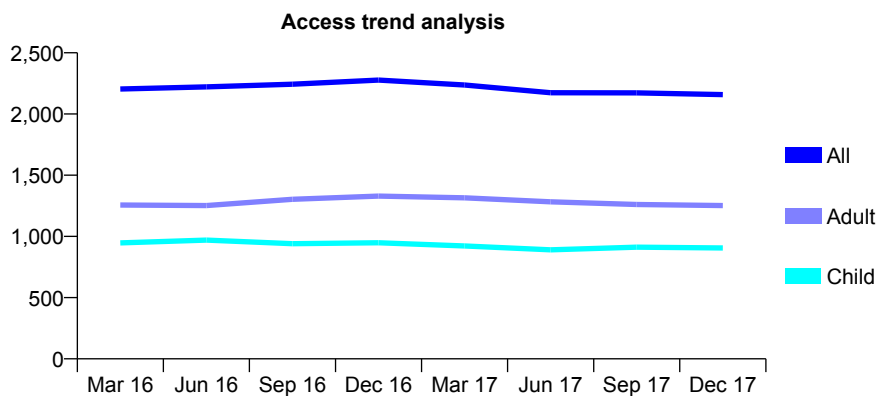
Q61 - Vital Signs At a Glance Contract Report for 194662/0001 - December 2017

Name or company name	Barkingside Dental Care Ltd
Contract type name	GDS Contract
Purpose of contract	General
Contract start date	01/05/2011
Contract end date	

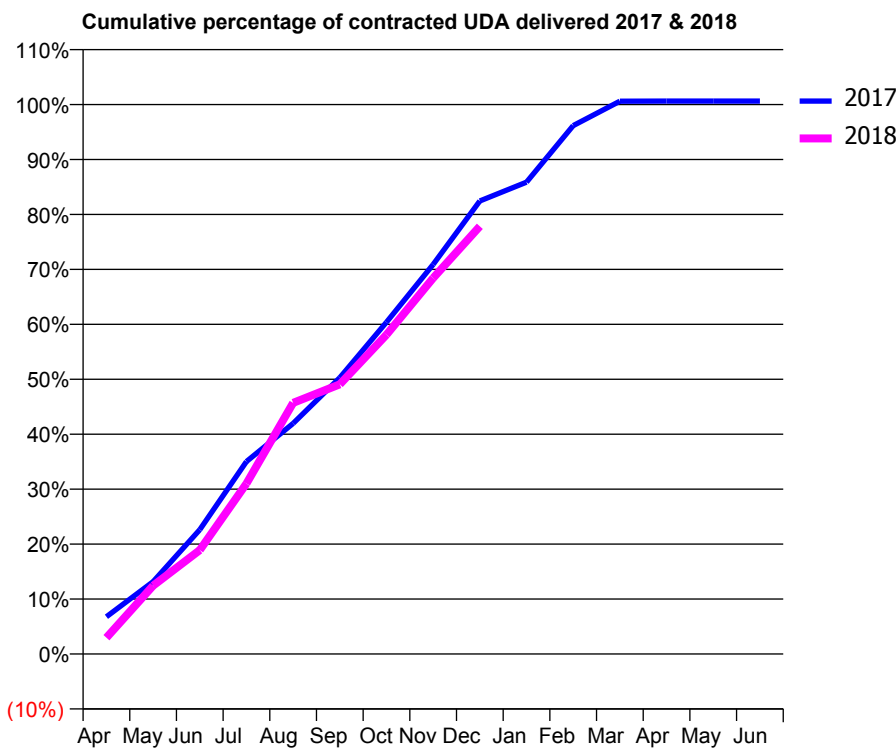
17/18 Contracted general activity (UDA)	5,103
Carry forward general activity (UDA)	-32
17/18 Contracted orthodontic activity (UOA)	0
Carry forward orthodontic activity (UOA)	0
Baseline contract value	£134,127.22

ACCESS*

Patients seen in 24 months	Total	Change since previous quarter
Quarter ending December 2016	2,277	
Quarter ending March 2017	2,237	↓
Quarter ending June 2017	2,174	↓
Quarter ending September 2017	2,173	→
Quarter ending December 2017	2,158	→
Variance since December 2016	(5.2%)	↓



ACTIVITY



Month	Adjusted Scheduled Activity (UDA)	
	2017	2018
April	346	152
May	672	635
June	1,155	965
July	1,787	1,584
August	2,142	2,332
September	2,567	2,504
October	3,082	2,965
November	3,618	3,492
December	4,208	3,972
January	4,381	
February	4,907	
March	5,133	
April	5,134	
May	5,135	
June	5,135	

QUALITY

	Quantity	Base Number	Contract	AT	Region	England
% of FP17s for the same patient ID Re-attending within 3 months - Children	25	669	3.7%	10.5%	11.6%	12.0%
% of FP17s for the same patient ID Re-attending within 3 months - Adults	106	857	12.4%	16.0%	16.7%	15.9%
% of FP17s for the same patient ID Re-attending between 3 & 9 months - Children	246	669	36.8%	42.9%	47.3%	58.0%
% of FP17s for the same patient ID Re-attending between 3 & 9 months - Adults	284	857	33.1%	35.8%	38.3%	50.5%
% of FP17s for Band 1 Urgent Courses	69	1,523	4.5%	10.8%	10.5%	9.0%
% of FP17s Relating to Free Repair or Replacements	21	1,523	1.4%	0.5%	0.6%	0.8%
% of FP17s Relating to Continuations	11	1,523	0.7%	0.7%	0.8%	1.1%
% of Patients satisfied with the dentistry they have received	1	2	N/A	88.9%	89.0%	91.5%
% of Patients satisfied with the time they had to wait for an appointment	2	2	N/A	81.7%	84.2%	87.9%

* This is based on patients treated on this contract for their most recent course of treatment. Figures in italics indicate the base number of FP17s or Patient Questionnaire responses are less than 100. N/A is shown where the base number of responses is less than 10 during the period. % is calculated as Quantity/Base number*100

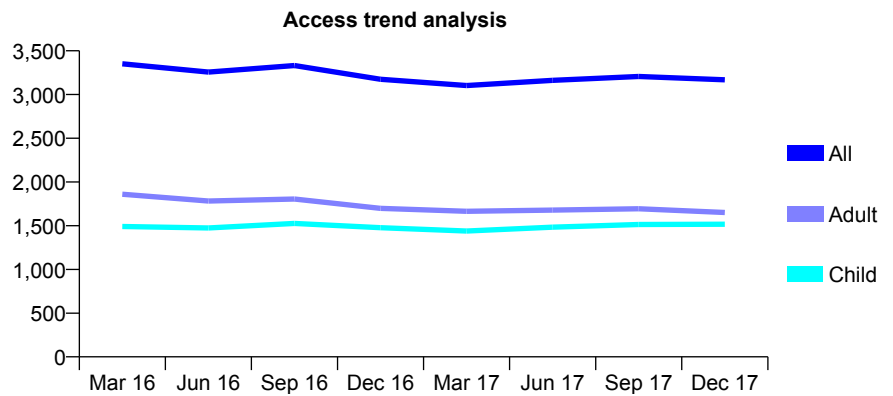
Q61 - Vital Signs At a Glance Contract Report for 195065/0001 - December 2017

Name or company name	Island Health Dental Practice
Contract type name	GDS Contract
Purpose of contract	General
Contract start date	15/10/2010
Contract end date	

17/18 Contracted general activity (UDA)	9,120
Carry forward general activity (UDA)	-182
17/18 Contracted orthodontic activity (UOA)	0
Carry forward orthodontic activity (UOA)	0
Baseline contract value	£286,304.42

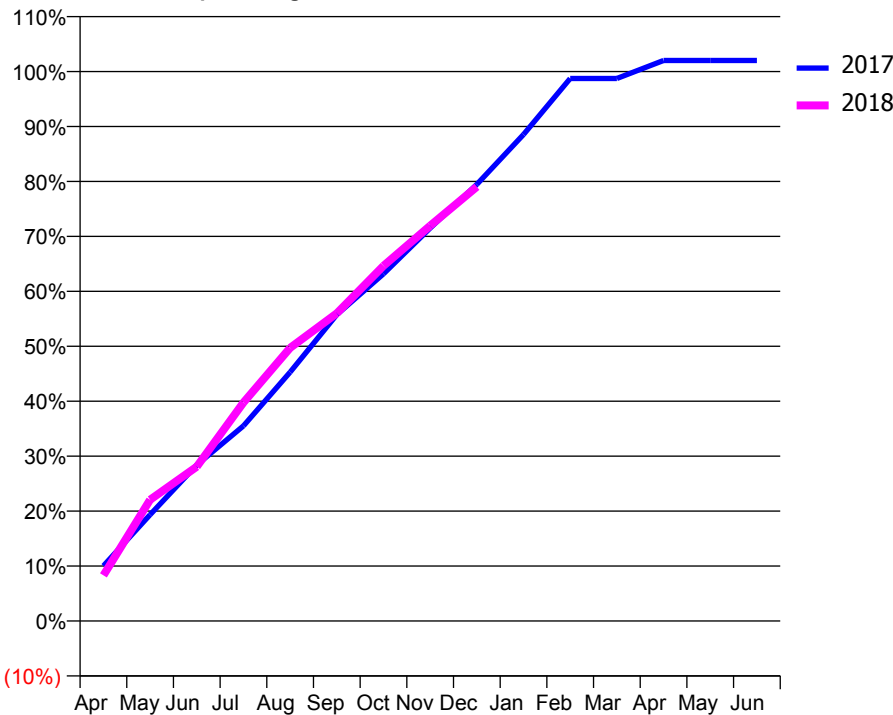
ACCESS*

Patients seen in 24 months	Total	Change since previous quarter
Quarter ending December 2016	3,175	
Quarter ending March 2017	3,103	↓
Quarter ending June 2017	3,162	→
Quarter ending September 2017	3,206	→
Quarter ending December 2017	3,168	↓
Variance since December 2016	(0.2%)	→



ACTIVITY

Cumulative percentage of contracted UDA delivered 2017 & 2018



Month	Adjusted Scheduled Activity (UDA)	
	2017	2018
April	915	759
May	1,765	2,014
June	2,590	2,561
July	3,239	3,627
August	4,131	4,534
September	5,084	5,106
October	5,763	5,895
November	6,520	6,560
December	7,247	7,208
January	8,074	
February	9,005	
March	9,005	
April	9,302	
May	9,303	
June	9,303	

QUALITY

	Quantity	Base Number	Contract	AT	Region	England
% of FP17s for the same patient ID Re-attending within 3 months - Children	169	1,449	11.7%	10.5%	11.6%	12.0%
% of FP17s for the same patient ID Re-attending within 3 months - Adults	434	1,766	24.6%	16.0%	16.7%	15.9%
% of FP17s for the same patient ID Re-attending between 3 & 9 months - Children	552	1,449	38.1%	42.9%	47.3%	58.0%
% of FP17s for the same patient ID Re-attending between 3 & 9 months - Adults	635	1,766	36.0%	35.8%	38.3%	50.5%
% of FP17s for Band 1 Urgent Courses	406	3,077	13.2%	10.8%	10.5%	9.0%
% of FP17s Relating to Free Repair or Replacements	6	3,077	0.2%	0.5%	0.6%	0.8%
% of FP17s Relating to Continuations	0	3,077	0.0%	0.7%	0.8%	1.1%
% of Patients satisfied with the dentistry they have received	0	0	N/A	88.9%	89.0%	91.5%
% of Patients satisfied with the time they had to wait for an appointment	0	0	N/A	81.7%	84.2%	87.9%

* This is based on patients treated on this contract for their most recent course of treatment. Figures in italics indicate the base number of FP17s or Patient Questionnaire responses are less than 100. N/A is shown where the base number of responses is less than 10 during the period. % is calculated as Quantity/Base number*100

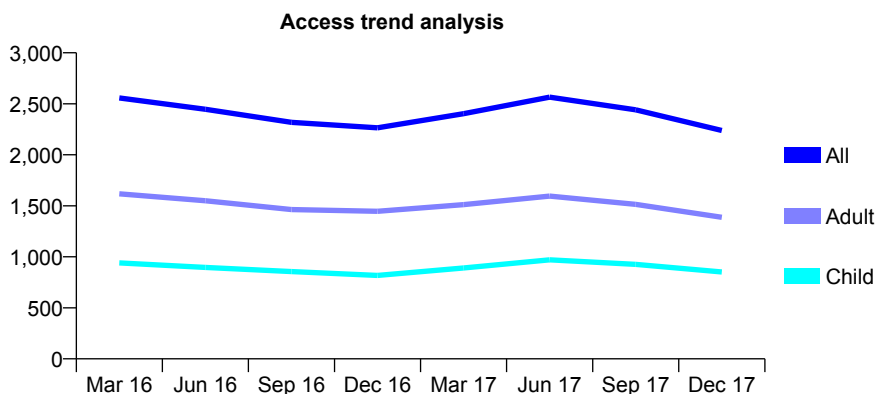
Q61 - Vital Signs At a Glance Contract Report for 196711/0001 - December 2017

Name or company name	Miss Chaudry & Dr M Siddique
Contract type name	GDS Contract
Purpose of contract	General
Contract start date	01/02/2012
Contract end date	

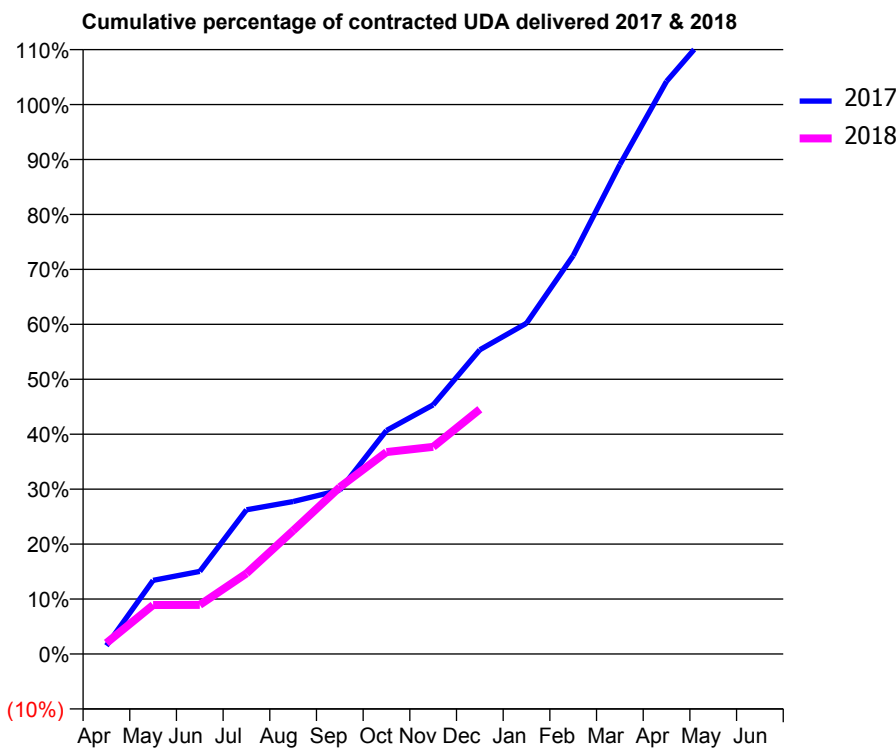
17/18 Contracted general activity (UDA)	6,879
Carry forward general activity (UDA)	-138
17/18 Contracted orthodontic activity (UOA)	0
Carry forward orthodontic activity (UOA)	0
Baseline contract value	£175,945.90

ACCESS*

Patients seen in 24 months	Total	Change since previous quarter
Quarter ending December 2016	2,265	
Quarter ending March 2017	2,403	↑
Quarter ending June 2017	2,566	↑
Quarter ending September 2017	2,441	↓
Quarter ending December 2017	2,238	↓
Variance since December 2016	(1.2%)	↓



ACTIVITY



Adjusted Scheduled Activity (UDA)		
Month	2017	2018
April	105	138
May	923	613
June	1,035	616
July	1,806	1,010
August	1,908	1,546
September	2,051	2,089
October	2,798	2,528
November	3,120	2,594
December	3,808	3,064
January	4,141	
February	4,987	
March	6,127	
April	7,169	
May	7,843	
June	7,843	

QUALITY

	Quantity	Base Number	Contract	AT	Region	England
% of FP17s for the same patient ID Re-attending within 3 months - Children	35	696	5.0%	10.5%	11.6%	12.0%
% of FP17s for the same patient ID Re-attending within 3 months - Adults	171	1,035	16.5%	16.0%	16.7%	15.9%
% of FP17s for the same patient ID Re-attending between 3 & 9 months - Children	232	696	33.3%	42.9%	47.3%	58.0%
% of FP17s for the same patient ID Re-attending between 3 & 9 months - Adults	191	1,035	18.5%	35.8%	38.3%	50.5%
% of FP17s for Band 1 Urgent Courses	218	1,151	18.9%	10.8%	10.5%	9.0%
% of FP17s Relating to Free Repair or Replacements	0	1,151	0.0%	0.5%	0.6%	0.8%
% of FP17s Relating to Continuations	4	1,151	0.3%	0.7%	0.8%	1.1%
% of Patients satisfied with the dentistry they have received	1	1	N/A	88.9%	89.0%	91.5%
% of Patients satisfied with the time they had to wait for an appointment	0	1	N/A	81.7%	84.2%	87.9%

* This is based on patients treated on this contract for their most recent course of treatment. Figures in italics indicate the base number of FP17s or Patient Questionnaire responses are less than 100. N/A is shown where the base number of responses is less than 10 during the period. % is calculated as Quantity/Base number*100

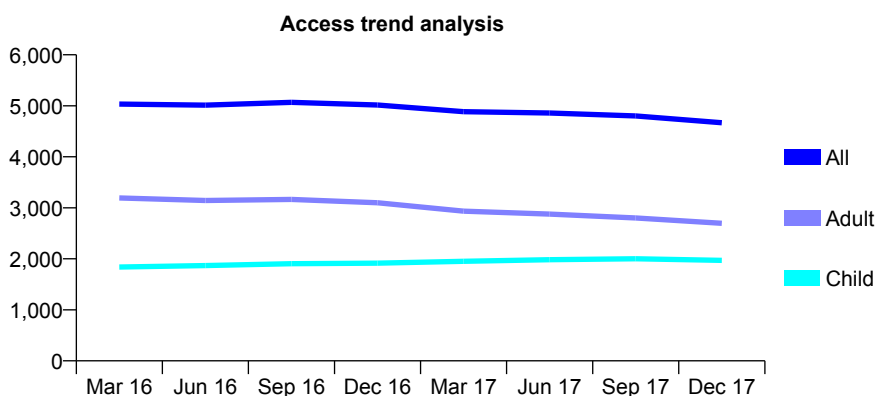
Q61 - Vital Signs At a Glance Contract Report for 196975/0001 - December 2017

Name or company name	Dental Art Studio
Contract type name	GDS Contract
Purpose of contract	General
Contract start date	01/10/2010
Contract end date	

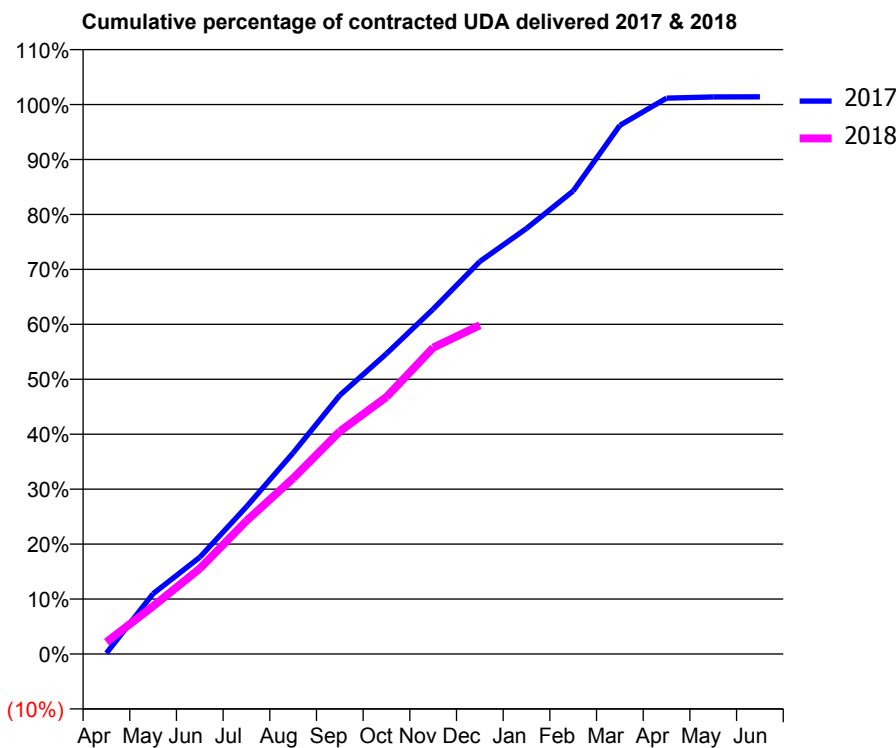
17/18 Contracted general activity (UDA)	11,429
Carry forward general activity (UDA)	0
17/18 Contracted orthodontic activity (UOA)	0
Carry forward orthodontic activity (UOA)	0
Baseline contract value	£316,995.53

ACCESS*

Patients seen in 24 months	Total	Change since previous quarter
Quarter ending December 2016	5,016	
Quarter ending March 2017	4,886	↓
Quarter ending June 2017	4,860	→
Quarter ending September 2017	4,801	↓
Quarter ending December 2017	4,667	↓
Variance since December 2016	(7.0%)	↓



ACTIVITY



Month	Adjusted Scheduled Activity (UDA)	
	2017	2018
April	19	249
May	1,255	994
June	2,011	1,777
July	3,062	2,769
August	4,185	3,654
September	5,383	4,629
October	6,246	5,347
November	7,173	6,371
December	8,165	6,839
January	8,852	
February	9,631	
March	10,997	
April	11,562	
May	11,586	
June	11,589	

QUALITY

	Quantity	Base Number	Contract	AT	Region	England
% of FP17s for the same patient ID Re-attending within 3 months - Children	157	1,706	9.2%	10.5%	11.6%	12.0%
% of FP17s for the same patient ID Re-attending within 3 months - Adults	251	1,767	14.2%	16.0%	16.7%	15.9%
% of FP17s for the same patient ID Re-attending between 3 & 9 months - Children	730	1,706	42.8%	42.9%	47.3%	58.0%
% of FP17s for the same patient ID Re-attending between 3 & 9 months - Adults	555	1,767	31.4%	35.8%	38.3%	50.5%
% of FP17s for Band 1 Urgent Courses	246	3,239	7.6%	10.8%	10.5%	9.0%
% of FP17s Relating to Free Repair or Replacements	15	3,239	0.5%	0.5%	0.6%	0.8%
% of FP17s Relating to Continuations	13	3,239	0.4%	0.7%	0.8%	1.1%
% of Patients satisfied with the dentistry they have received	0	0	N/A	88.9%	89.0%	91.5%
% of Patients satisfied with the time they had to wait for an appointment	0	0	N/A	81.7%	84.2%	87.9%

* This is based on patients treated on this contract for their most recent course of treatment. Figures in italics indicate the base number of FP17s or Patient Questionnaire responses are less than 100. N/A is shown where the base number of responses is less than 10 during the period. % is calculated as Quantity/Base number*100

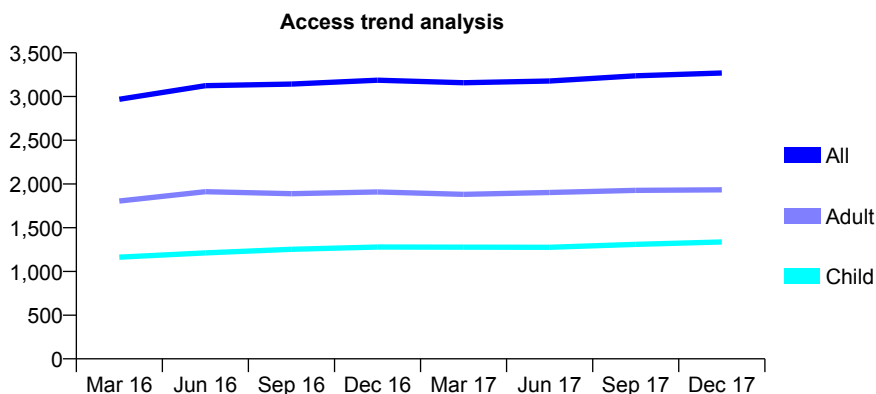
Q61 - Vital Signs At a Glance Contract Report for 197866/0001 - December 2017

Name or company name	Morris House Dental Surgery
Contract type name	GDS Contract
Purpose of contract	General
Contract start date	06/06/2014
Contract end date	

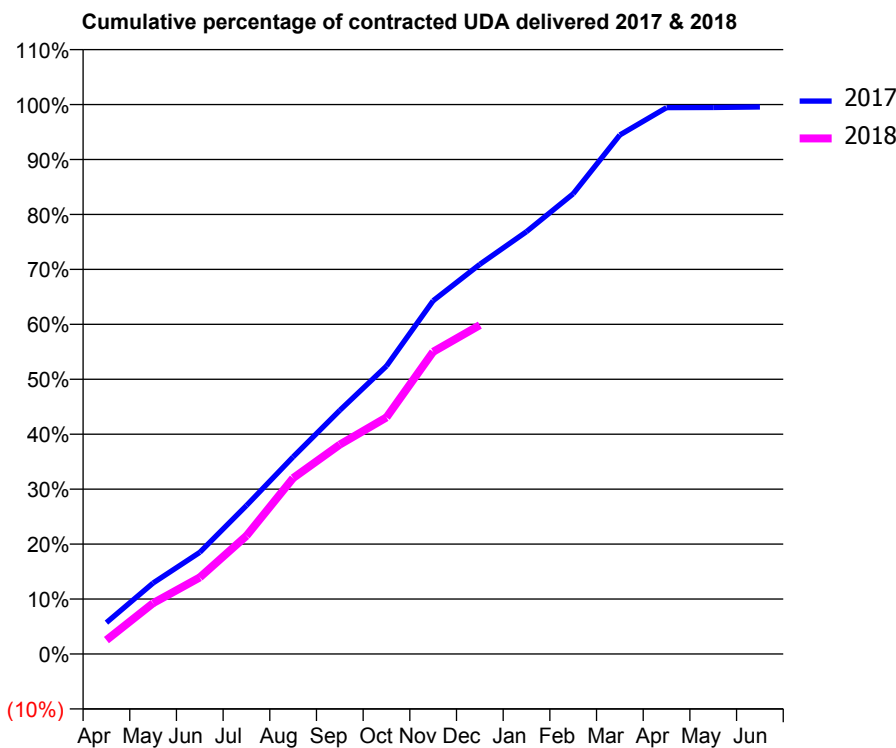
17/18 Contracted general activity (UDA)	10,306
Carry forward general activity (UDA)	47
17/18 Contracted orthodontic activity (UOA)	0
Carry forward orthodontic activity (UOA)	0
Baseline contract value	£327,081.52

ACCESS*

Patients seen in 24 months	Total	Change since previous quarter
Quarter ending December 2016	3,187	
Quarter ending March 2017	3,158	→
Quarter ending June 2017	3,178	→
Quarter ending September 2017	3,237	→
Quarter ending December 2017	3,269	→
Variance since December 2016	2.6%	↑



ACTIVITY



Month	Adjusted Scheduled Activity (UDA)	
	2017	2018
April	590	262
May	1,332	953
June	1,908	1,437
July	2,784	2,218
August	3,698	3,301
September	4,571	3,927
October	5,402	4,438
November	6,626	5,668
December	7,310	6,169
January	7,923	
February	8,632	
March	9,734	
April	10,248	
May	10,249	
June	10,259	

QUALITY

	Quantity	Base Number	Contract	AT	Region	England
% of FP17s for the same patient ID Re-attending within 3 months - Children	36	1,060	3.4%	10.5%	11.6%	12.0%
% of FP17s for the same patient ID Re-attending within 3 months - Adults	89	1,256	7.1%	16.0%	16.7%	15.9%
% of FP17s for the same patient ID Re-attending between 3 & 9 months - Children	443	1,060	41.8%	42.9%	47.3%	58.0%
% of FP17s for the same patient ID Re-attending between 3 & 9 months - Adults	417	1,256	33.2%	35.8%	38.3%	50.5%
% of FP17s for Band 1 Urgent Courses	138	2,152	6.4%	10.8%	10.5%	9.0%
% of FP17s Relating to Free Repair or Replacements	7	2,152	0.3%	0.5%	0.6%	0.8%
% of FP17s Relating to Continuations	1	2,152	0.0%	0.7%	0.8%	1.1%
% of Patients satisfied with the dentistry they have received	1	1	N/A	88.9%	89.0%	91.5%
% of Patients satisfied with the time they had to wait for an appointment	1	1	N/A	81.7%	84.2%	87.9%

* This is based on patients treated on this contract for their most recent course of treatment. Figures in italics indicate the base number of FP17s or Patient Questionnaire responses are less than 100. N/A is shown where the base number of responses is less than 10 during the period. % is calculated as Quantity/Base number*100

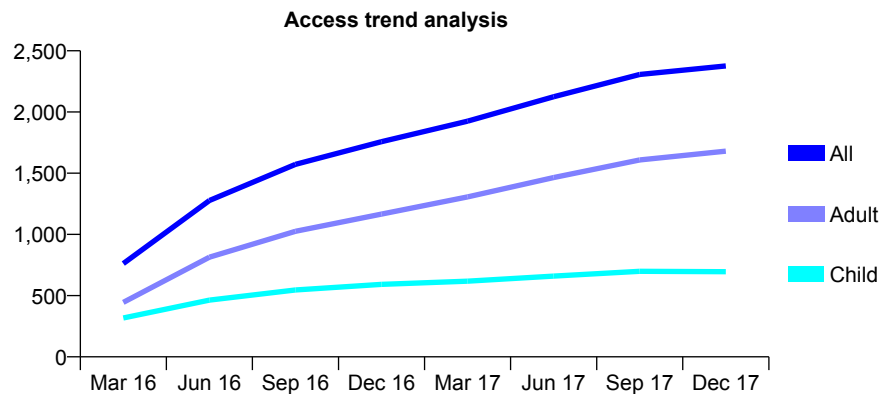
Q61 - Vital Signs At a Glance Contract Report for 198323/0001 - December 2017

Name or company name	Fowell and Lodhia and Dhuggal
Contract type name	GDS Contract
Purpose of contract	General
Contract start date	01/12/2015
Contract end date	

17/18 Contracted general activity (UDA)	6,262
Carry forward general activity (UDA)	-63
17/18 Contracted orthodontic activity (UOA)	0
Carry forward orthodontic activity (UOA)	0
Baseline contract value	£212,940.52

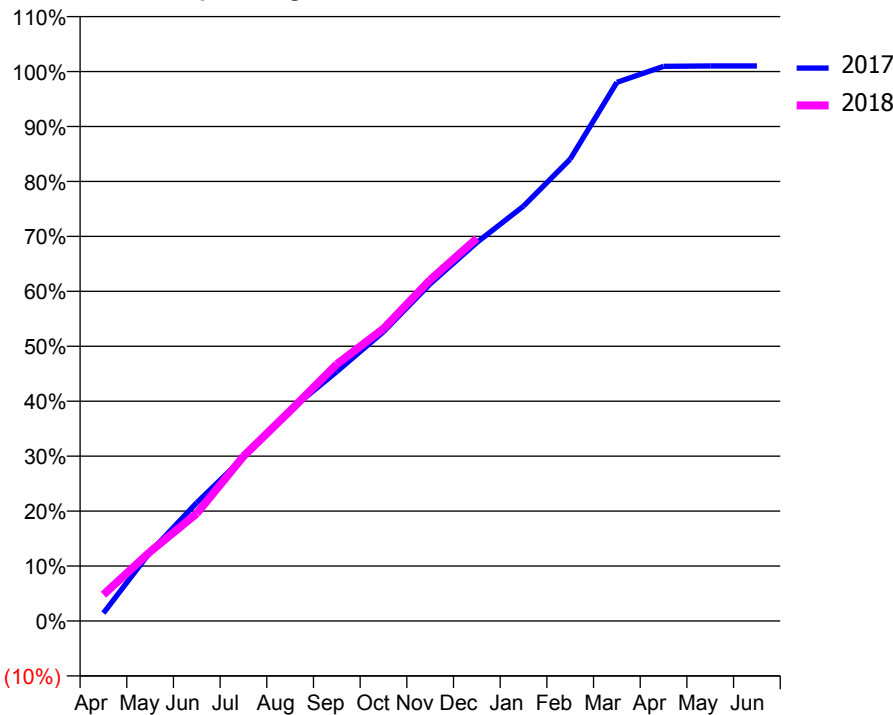
ACCESS*

Patients seen in 24 months	Total	Change since previous quarter
Quarter ending December 2016	1,758	
Quarter ending March 2017	1,925	↑
Quarter ending June 2017	2,125	↑
Quarter ending September 2017	2,307	↑
Quarter ending December 2017	2,376	↑
Variance since December 2016	35.2%	↑



ACTIVITY

Cumulative percentage of contracted UDA delivered 2017 & 2018



Month	2017	2018
April	91	300
May	785	789
June	1,349	1,225
July	1,864	1,877
August	2,405	2,395
September	2,843	2,928
October	3,297	3,332
November	3,842	3,887
December	4,313	4,361
January	4,728	
February	5,264	
March	6,138	
April	6,321	
May	6,325	
June	6,325	

QUALITY

	Quantity	Base Number	Contract	AT	Region	England
% of FP17s for the same patient ID Re-attending within 3 months - Children	47	618	7.6%	10.5%	11.6%	12.0%
% of FP17s for the same patient ID Re-attending within 3 months - Adults	128	1,270	10.1%	16.0%	16.7%	15.9%
% of FP17s for the same patient ID Re-attending between 3 & 9 months - Children	278	618	45.0%	42.9%	47.3%	58.0%
% of FP17s for the same patient ID Re-attending between 3 & 9 months - Adults	510	1,270	40.2%	35.8%	38.3%	50.5%
% of FP17s for Band 1 Urgent Courses	100	1,797	5.6%	10.8%	10.5%	9.0%
% of FP17s Relating to Free Repair or Replacements	17	1,797	0.9%	0.5%	0.6%	0.8%
% of FP17s Relating to Continuations	18	1,797	1.0%	0.7%	0.8%	1.1%
% of Patients satisfied with the dentistry they have received	1	1	N/A	88.9%	89.0%	91.5%
% of Patients satisfied with the time they had to wait for an appointment	1	1	N/A	81.7%	84.2%	87.9%

* This is based on patients treated on this contract for their most recent course of treatment. Figures in italics indicate the base number of FP17s or Patient Questionnaire responses are less than 100. N/A is shown where the base number of responses is less than 10 during the period. % is calculated as Quantity/Base number*100

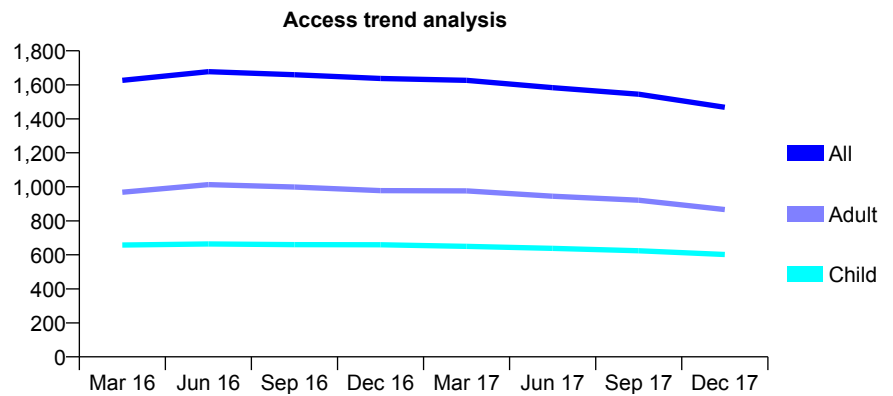
Q61 - Vital Signs At a Glance Contract Report for 198455/0001 - December 2017

Name or company name	Cambridge Park Dental Practice
Contract type name	GDS Contract
Purpose of contract	General
Contract start date	01/06/2008
Contract end date	

17/18 Contracted general activity (UDA)	4,037
Carry forward general activity (UDA)	-73
17/18 Contracted orthodontic activity (UOA)	0
Carry forward orthodontic activity (UOA)	0
Baseline contract value	£110,655.47

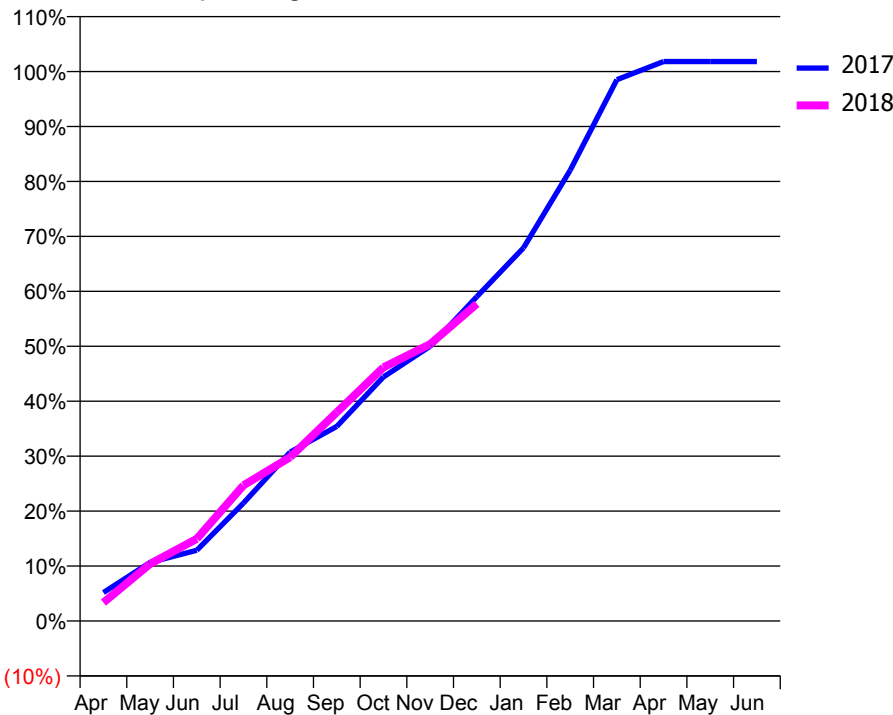
ACCESS*

Patients seen in 24 months	Total	Change since previous quarter
Quarter ending December 2016	1,637	
Quarter ending March 2017	1,626	→
Quarter ending June 2017	1,583	↓
Quarter ending September 2017	1,545	↓
Quarter ending December 2017	1,468	↓
Variance since December 2016	(10.3%)	↓



ACTIVITY

Cumulative percentage of contracted UDA delivered 2017 & 2018



Month	Adjusted Scheduled Activity (UDA)	
	2017	2018
April	209	135
May	430	420
June	519	604
July	867	996
August	1,241	1,203
September	1,430	1,534
October	1,793	1,864
November	2,019	2,034
December	2,383	2,330
January	2,741	
February	3,312	
March	3,977	
April	4,110	
May	4,110	
June	4,110	

QUALITY

	Quantity	Base Number	Contract	AT	Region	England
% of FP17s for the same patient ID Re-attending within 3 months - Children	67	525	12.8%	10.5%	11.6%	12.0%
% of FP17s for the same patient ID Re-attending within 3 months - Adults	104	609	17.1%	16.0%	16.7%	15.9%
% of FP17s for the same patient ID Re-attending between 3 & 9 months - Children	214	525	40.8%	42.9%	47.3%	58.0%
% of FP17s for the same patient ID Re-attending between 3 & 9 months - Adults	253	609	41.5%	35.8%	38.3%	50.5%
% of FP17s for Band 1 Urgent Courses	92	703	13.1%	10.8%	10.5%	9.0%
% of FP17s Relating to Free Repair or Replacements	6	703	0.9%	0.5%	0.6%	0.8%
% of FP17s Relating to Continuations	2	703	0.3%	0.7%	0.8%	1.1%
% of Patients satisfied with the dentistry they have received	0	0	N/A	88.9%	89.0%	91.5%
% of Patients satisfied with the time they had to wait for an appointment	0	0	N/A	81.7%	84.2%	87.9%

* This is based on patients treated on this contract for their most recent course of treatment. Figures in italics indicate the base number of FP17s or Patient Questionnaire responses are less than 100. N/A is shown where the base number of responses is less than 10 during the period. % is calculated as Quantity/Base number*100

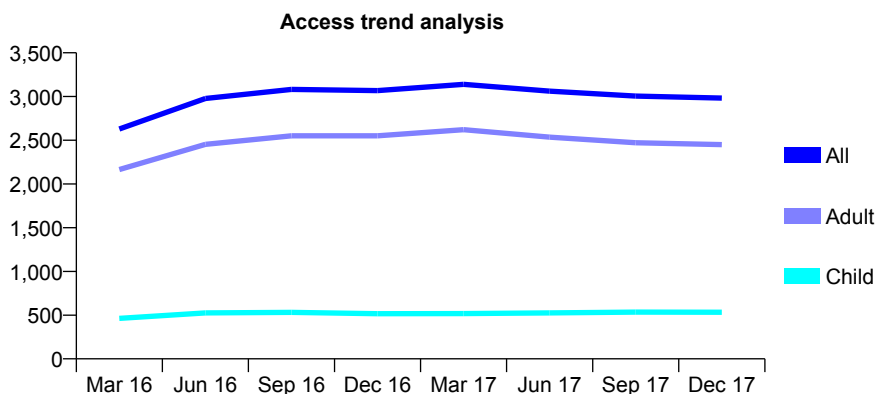
Q61 - Vital Signs At a Glance Contract Report for 198579/0001 - December 2017

Name or company name	MP Wong & Associates
Contract type name	GDS Contract
Purpose of contract	General
Contract start date	18/08/2014
Contract end date	

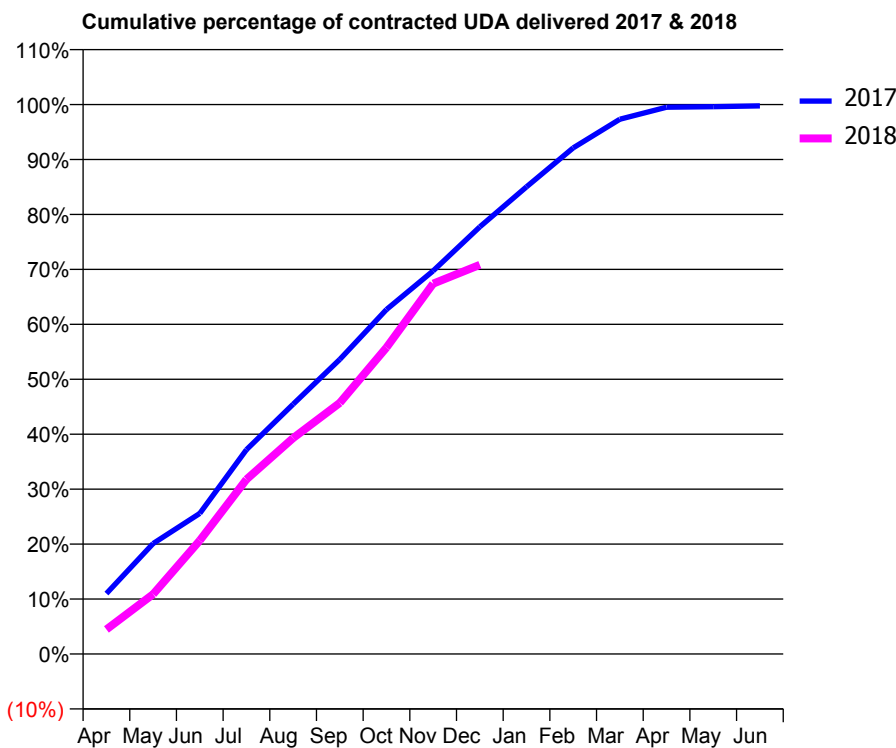
17/18 Contracted general activity (UDA)	8,716
Carry forward general activity (UDA)	22
17/18 Contracted orthodontic activity (UOA)	0
Carry forward orthodontic activity (UOA)	0
Baseline contract value	£241,379.86

ACCESS*

Patients seen in 24 months	Total	Change since previous quarter
Quarter ending December 2016	3,067	
Quarter ending March 2017	3,139	↑
Quarter ending June 2017	3,061	↓
Quarter ending September 2017	3,005	↓
Quarter ending December 2017	2,983	→
Variance since December 2016	(2.7%)	↓



ACTIVITY



Month	Adjusted Scheduled Activity (UDA)	
	2017	2018
April	960	390
May	1,752	949
June	2,230	1,801
July	3,242	2,769
August	3,963	3,426
September	4,674	3,983
October	5,465	4,862
November	6,078	5,875
December	6,775	6,173
January	7,411	
February	8,028	
March	8,483	
April	8,673	
May	8,682	
June	8,694	

QUALITY

	Quantity	Base Number	Contract	AT	Region	England
% of FP17s for the same patient ID Re-attending within 3 months - Children	15	405	3.7%	10.5%	11.6%	12.0%
% of FP17s for the same patient ID Re-attending within 3 months - Adults	115	1,662	6.9%	16.0%	16.7%	15.9%
% of FP17s for the same patient ID Re-attending between 3 & 9 months - Children	110	405	27.2%	42.9%	47.3%	58.0%
% of FP17s for the same patient ID Re-attending between 3 & 9 months - Adults	430	1,662	25.9%	35.8%	38.3%	50.5%
% of FP17s for Band 1 Urgent Courses	132	1,970	6.7%	10.8%	10.5%	9.0%
% of FP17s Relating to Free Repair or Replacements	3	1,970	0.2%	0.5%	0.6%	0.8%
% of FP17s Relating to Continuations	12	1,970	0.6%	0.7%	0.8%	1.1%
% of Patients satisfied with the dentistry they have received	10	10	100.0%	88.9%	89.0%	91.5%
% of Patients satisfied with the time they had to wait for an appointment	8	10	80.0%	81.7%	84.2%	87.9%

* This is based on patients treated on this contract for their most recent course of treatment. Figures in italics indicate the base number of FP17s or Patient Questionnaire responses are less than 100. N/A is shown where the base number of responses is less than 10 during the period. % is calculated as Quantity/Base number*100

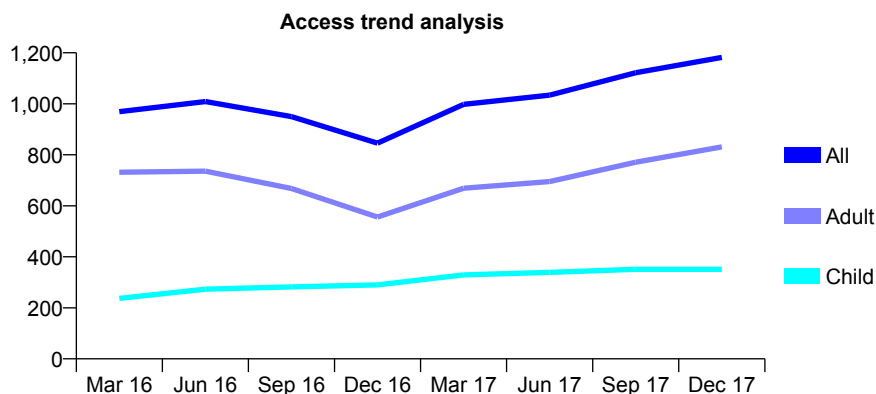
Q61 - Vital Signs At a Glance Contract Report for 198676/0001 - December 2017

Name or company name	Mrs Priya Shah and Mr Punit Shah
Contract type name	GDS Contract
Purpose of contract	General
Contract start date	01/05/2014
Contract end date	

17/18 Contracted general activity (UDA)	1,785
Carry forward general activity (UDA)	-14
17/18 Contracted orthodontic activity (UOA)	0
Carry forward orthodontic activity (UOA)	0
Baseline contract value	£49,004.58

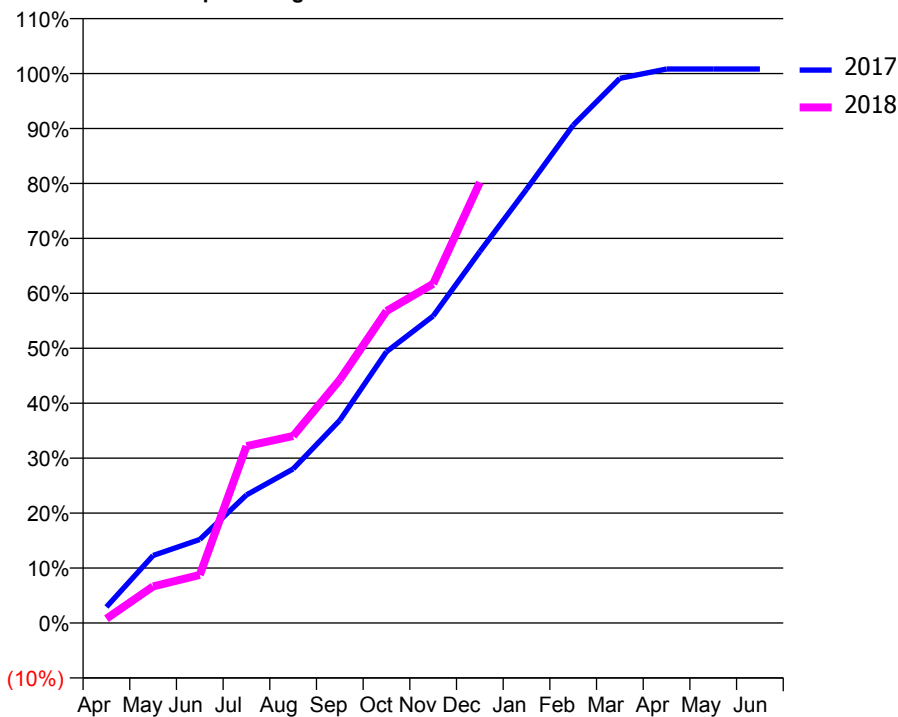
ACCESS*

Patients seen in 24 months	Total	Change since previous quarter
Quarter ending December 2016	846	
Quarter ending March 2017	998	↑
Quarter ending June 2017	1,034	↑
Quarter ending September 2017	1,122	↑
Quarter ending December 2017	1,182	↑
Variance since December 2016	39.7%	↑



ACTIVITY

Cumulative percentage of contracted UDA delivered 2017 & 2018



Month	Adjusted Scheduled Activity (UDA)	
	2017	2018
April	52	14
May	219	119
June	271	156
July	416	575
August	500	607
September	659	790
October	881	1,013
November	997	1,102
December	1,206	1,432
January	1,409	
February	1,617	
March	1,769	
April	1,799	
May	1,799	
June	1,799	

QUALITY

	Quantity	Base Number	Contract	AT	Region	England
% of FP17s for the same patient ID Re-attending within 3 months - Children	9	265	3.4%	10.5%	11.6%	12.0%
% of FP17s for the same patient ID Re-attending within 3 months - Adults	41	530	7.7%	16.0%	16.7%	15.9%
% of FP17s for the same patient ID Re-attending between 3 & 9 months - Children	107	265	40.4%	42.9%	47.3%	58.0%
% of FP17s for the same patient ID Re-attending between 3 & 9 months - Adults	72	530	13.6%	35.8%	38.3%	50.5%
% of FP17s for Band 1 Urgent Courses	78	782	10.0%	10.8%	10.5%	9.0%
% of FP17s Relating to Free Repair or Replacements	1	782	0.1%	0.5%	0.6%	0.8%
% of FP17s Relating to Continuations	1	782	0.1%	0.7%	0.8%	1.1%
% of Patients satisfied with the dentistry they have received	0	0	N/A	88.9%	89.0%	91.5%
% of Patients satisfied with the time they had to wait for an appointment	0	0	N/A	81.7%	84.2%	87.9%

* This is based on patients treated on this contract for their most recent course of treatment. Figures in italics indicate the base number of FP17s or Patient Questionnaire responses are less than 100. N/A is shown where the base number of responses is less than 10 during the period. % is calculated as Quantity/Base number*100

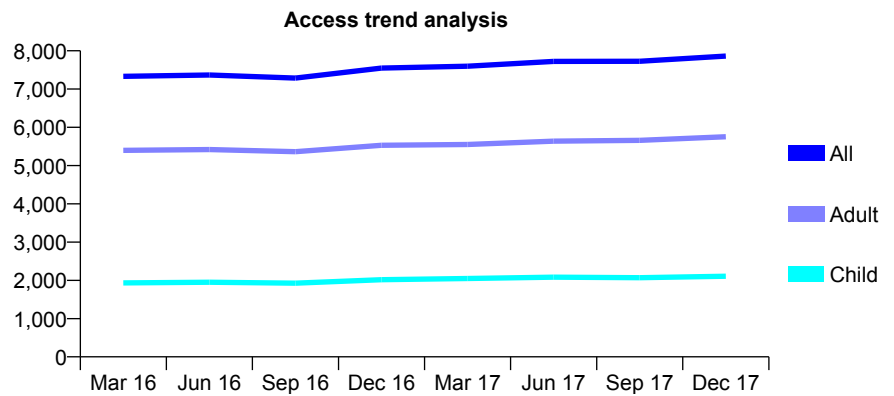
Q61 - Vital Signs At a Glance Contract Report for 198781/0001 - December 2017

Name or company name	Orchard Road (DS) Limited
Contract type name	GDS Contract
Purpose of contract	General
Contract start date	01/08/2011
Contract end date	

17/18 Contracted general activity (UDA)	26,107
Carry forward general activity (UDA)	0
17/18 Contracted orthodontic activity (UOA)	0
Carry forward orthodontic activity (UOA)	0
Baseline contract value	£759,446.87

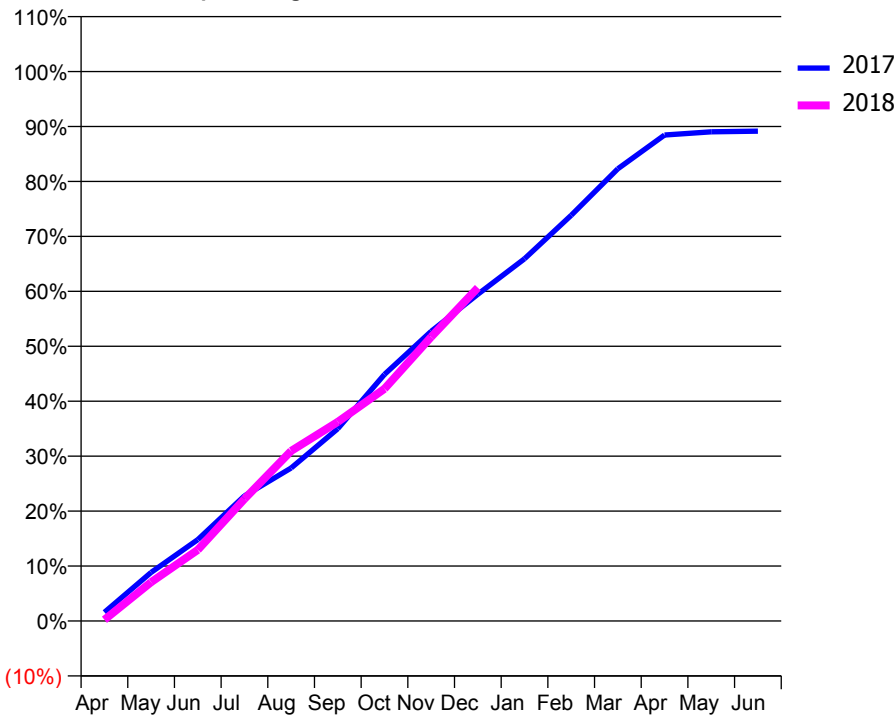
ACCESS*

Patients seen in 24 months	Total	Change since previous quarter
Quarter ending December 2016	7,548	
Quarter ending March 2017	7,597	→
Quarter ending June 2017	7,722	→
Quarter ending September 2017	7,728	→
Quarter ending December 2017	7,861	→
Variance since December 2016	4.1%	↑



ACTIVITY

Cumulative percentage of contracted UDA delivered 2017 & 2018



Month	Adjusted Scheduled Activity (UDA)	
	2017	2018
April	415	60
May	2,311	1,845
June	3,870	3,380
July	5,943	5,801
August	7,273	8,080
September	9,138	9,462
October	11,720	11,033
November	13,763	13,500
December	15,525	15,837
January	17,210	
February	19,273	
March	21,489	
April	23,091	
May	23,244	
June	23,272	

QUALITY

	Quantity	Base Number	Contract	AT	Region	England
% of FP17s for the same patient ID Re-attending within 3 months - Children	132	1,675	7.9%	10.5%	11.6%	12.0%
% of FP17s for the same patient ID Re-attending within 3 months - Adults	738	4,524	16.3%	16.0%	16.7%	15.9%
% of FP17s for the same patient ID Re-attending between 3 & 9 months - Children	558	1,675	33.3%	42.9%	47.3%	58.0%
% of FP17s for the same patient ID Re-attending between 3 & 9 months - Adults	1,350	4,524	29.8%	35.8%	38.3%	50.5%
% of FP17s for Band 1 Urgent Courses	660	5,674	11.6%	10.8%	10.5%	9.0%
% of FP17s Relating to Free Repair or Replacements	35	5,674	0.6%	0.5%	0.6%	0.8%
% of FP17s Relating to Continuations	82	5,674	1.4%	0.7%	0.8%	1.1%
% of Patients satisfied with the dentistry they have received	8	8	N/A	88.9%	89.0%	91.5%
% of Patients satisfied with the time they had to wait for an appointment	7	8	N/A	81.7%	84.2%	87.9%

* This is based on patients treated on this contract for their most recent course of treatment. Figures in italics indicate the base number of FP17s or Patient Questionnaire responses are less than 100. N/A is shown where the base number of responses is less than 10 during the period. % is calculated as Quantity/Base number*100

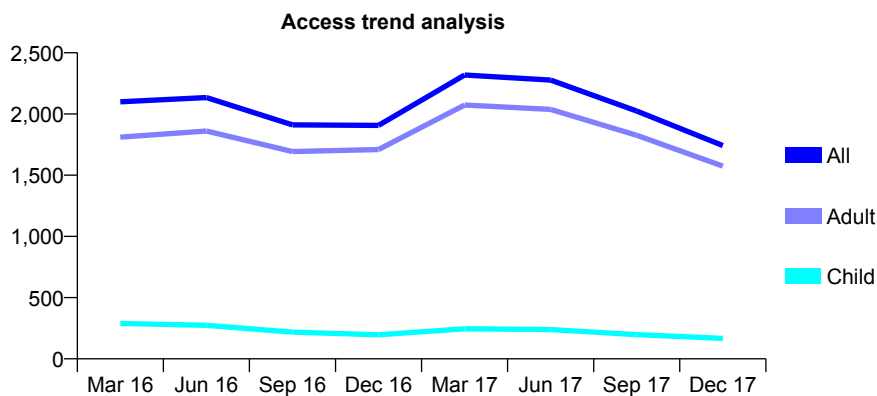
Q61 - Vital Signs At a Glance Contract Report for 199400/0001 - December 2017

Name or company name	Drs D & J Levenstein
Contract type name	GDS Contract
Purpose of contract	General
Contract start date	01/12/2011
Contract end date	

17/18 Contracted general activity (UDA)	6,501
Carry forward general activity (UDA)	0
17/18 Contracted orthodontic activity (UOA)	0
Carry forward orthodontic activity (UOA)	0
Baseline contract value	£208,631.56

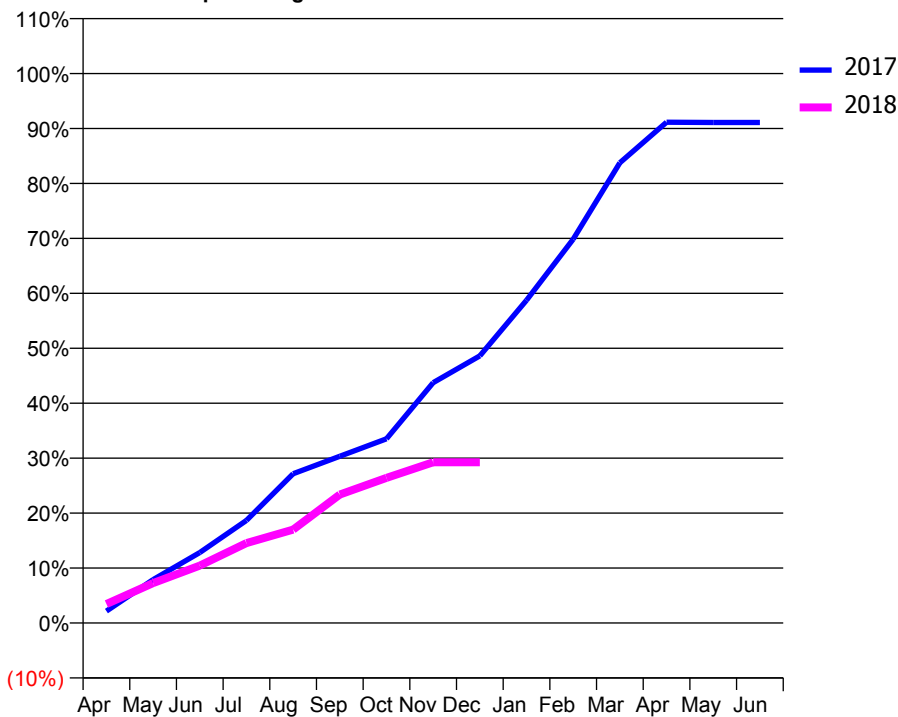
ACCESS*

Patients seen in 24 months	Total	Change since previous quarter
Quarter ending December 2016	1,907	
Quarter ending March 2017	2,319	↑
Quarter ending June 2017	2,277	↓
Quarter ending September 2017	2,024	↓
Quarter ending December 2017	1,742	↓
Variance since December 2016	(8.7%)	↓



ACTIVITY

Cumulative percentage of contracted UDA delivered 2017 & 2018



Month	Adjusted Scheduled Activity (UDA)	
	2017	2018
April	141	225
May	514	472
June	834	679
July	1,214	946
August	1,767	1,106
September	1,972	1,520
October	2,179	1,718
November	2,844	1,902
December	3,161	1,902
January	3,818	
February	4,541	
March	5,445	
April	5,924	
May	5,921	
June	5,921	

QUALITY

	Quantity	Base Number	Contract	AT	Region	England
% of FP17s for the same patient ID Re-attending within 3 months - Children	15	128	11.7%	10.5%	11.6%	12.0%
% of FP17s for the same patient ID Re-attending within 3 months - Adults	127	950	13.4%	16.0%	16.7%	15.9%
% of FP17s for the same patient ID Re-attending between 3 & 9 months - Children	21	128	16.4%	42.9%	47.3%	58.0%
% of FP17s for the same patient ID Re-attending between 3 & 9 months - Adults	155	950	16.3%	35.8%	38.3%	50.5%
% of FP17s for Band 1 Urgent Courses	192	913	21.0%	10.8%	10.5%	9.0%
% of FP17s Relating to Free Repair or Replacements	9	913	1.0%	0.5%	0.6%	0.8%
% of FP17s Relating to Continuations	2	913	0.2%	0.7%	0.8%	1.1%
% of Patients satisfied with the dentistry they have received	0	0	N/A	88.9%	89.0%	91.5%
% of Patients satisfied with the time they had to wait for an appointment	0	0	N/A	81.7%	84.2%	87.9%

* This is based on patients treated on this contract for their most recent course of treatment. Figures in italics indicate the base number of FP17s or Patient Questionnaire responses are less than 100. N/A is shown where the base number of responses is less than 10 during the period. % is calculated as Quantity/Base number*100

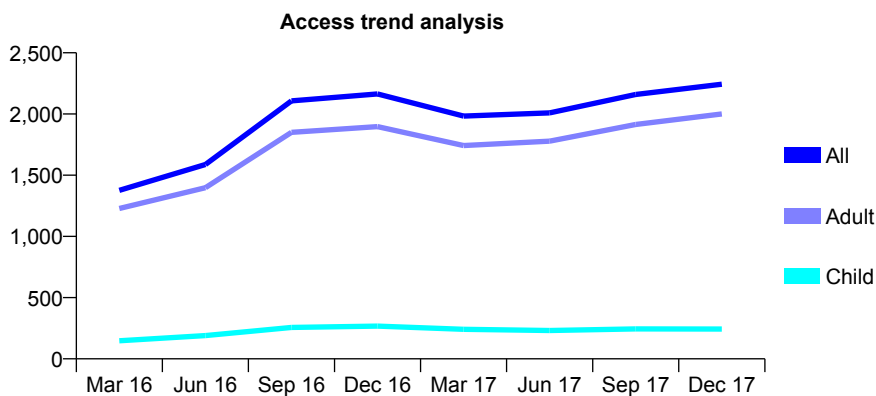
Q61 - Vital Signs At a Glance Contract Report for 199400/0002 - December 2017

Name or company name	Drs D & J Levenstein
Contract type name	PDS Contract
Purpose of contract	General
Contract start date	01/04/2012
Contract end date	31/03/2022

17/18 Contracted general activity (UDA)	5,249
Carry forward general activity (UDA)	0
17/18 Contracted orthodontic activity (UOA)	0
Carry forward orthodontic activity (UOA)	0
Baseline contract value	£219,205.76

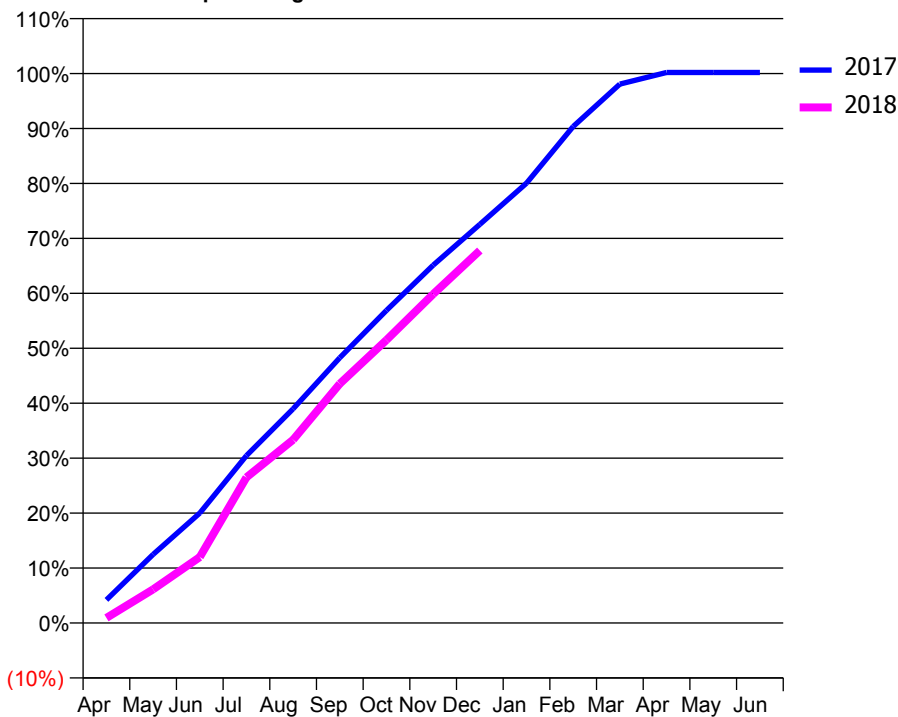
ACCESS*

Patients seen in 24 months	Total	Change since previous quarter
Quarter ending December 2016	2,164	
Quarter ending March 2017	1,983	↓
Quarter ending June 2017	2,009	→
Quarter ending September 2017	2,160	↑
Quarter ending December 2017	2,243	↑
Variance since December 2016	3.7%	↑



ACTIVITY

Cumulative percentage of contracted UDA delivered 2017 & 2018



Month	Adjusted Scheduled Activity (UDA)	
	2017	2018
April	221	49
May	655	322
June	1,051	630
July	1,599	1,392
August	2,047	1,751
September	2,534	2,286
October	2,986	2,704
November	3,418	3,141
December	3,808	3,558
January	4,201	
February	4,743	
March	5,148	
April	5,259	
May	5,259	
June	5,259	

QUALITY

	Quantity	Base Number	Contract	AT	Region	England
% of FP17s for the same patient ID Re-attending within 3 months - Children	12	184	6.5%	10.5%	11.6%	12.0%
% of FP17s for the same patient ID Re-attending within 3 months - Adults	157	1,447	10.9%	16.0%	16.7%	15.9%
% of FP17s for the same patient ID Re-attending between 3 & 9 months - Children	35	184	19.0%	42.9%	47.3%	58.0%
% of FP17s for the same patient ID Re-attending between 3 & 9 months - Adults	195	1,447	13.5%	35.8%	38.3%	50.5%
% of FP17s for Band 1 Urgent Courses	519	1,577	32.9%	10.8%	10.5%	9.0%
% of FP17s Relating to Free Repair or Replacements	11	1,577	0.7%	0.5%	0.6%	0.8%
% of FP17s Relating to Continuations	9	1,577	0.6%	0.7%	0.8%	1.1%
% of Patients satisfied with the dentistry they have received	2	2	N/A	88.9%	89.0%	91.5%
% of Patients satisfied with the time they had to wait for an appointment	2	2	N/A	81.7%	84.2%	87.9%

* This is based on patients treated on this contract for their most recent course of treatment. Figures in italics indicate the base number of FP17s or Patient Questionnaire responses are less than 100. N/A is shown where the base number of responses is less than 10 during the period. % is calculated as Quantity/Base number*100

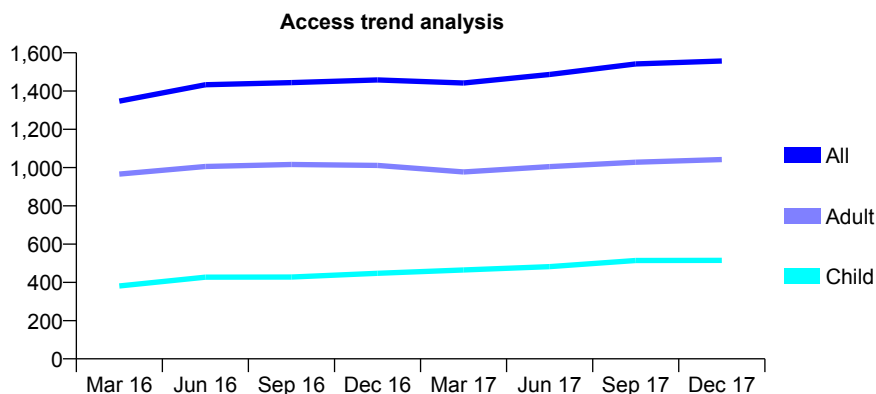
Q61 - Vital Signs At a Glance Contract Report for 199478/0001 - December 2017

Name or company name	Mr M Siddiqui & Ms S Sheikh
Contract type name	GDS Contract
Purpose of contract	General
Contract start date	01/02/2012
Contract end date	

17/18 Contracted general activity (UDA)	5,441
Carry forward general activity (UDA)	-79
17/18 Contracted orthodontic activity (UOA)	0
Carry forward orthodontic activity (UOA)	0
Baseline contract value	£179,904.80

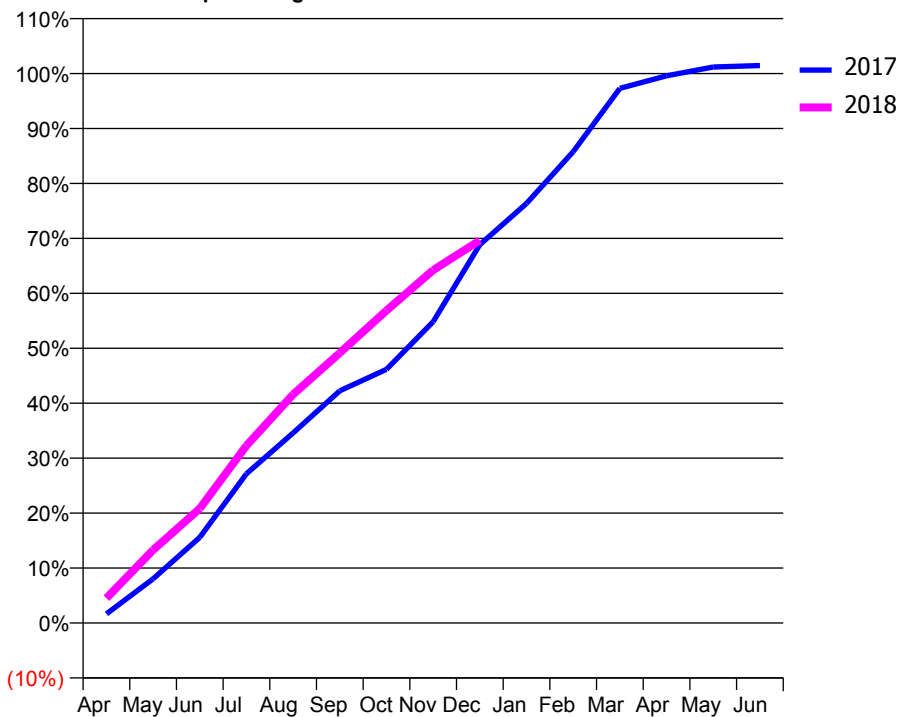
ACCESS*

Patients seen in 24 months	Total	Change since previous quarter
Quarter ending December 2016	1,458	
Quarter ending March 2017	1,442	↓
Quarter ending June 2017	1,487	↑
Quarter ending September 2017	1,542	↑
Quarter ending December 2017	1,557	→
Variance since December 2016	6.8%	↑



ACTIVITY

Cumulative percentage of contracted UDA delivered 2017 & 2018



Month	Adjusted Scheduled Activity (UDA)	
	2017	2018
April	90	247
May	437	723
June	849	1,133
July	1,478	1,756
August	1,882	2,264
September	2,299	2,674
October	2,512	3,094
November	2,983	3,494
December	3,747	3,789
January	4,155	
February	4,666	
March	5,293	
April	5,419	
May	5,505	
June	5,520	

QUALITY

	Quantity	Base Number	Contract	AT	Region	England
% of FP17s for the same patient ID Re-attending within 3 months - Children	32	332	9.6%	10.5%	11.6%	12.0%
% of FP17s for the same patient ID Re-attending within 3 months - Adults	79	547	14.4%	16.0%	16.7%	15.9%
% of FP17s for the same patient ID Re-attending between 3 & 9 months - Children	73	332	22.0%	42.9%	47.3%	58.0%
% of FP17s for the same patient ID Re-attending between 3 & 9 months - Adults	116	547	21.2%	35.8%	38.3%	50.5%
% of FP17s for Band 1 Urgent Courses	164	724	22.7%	10.8%	10.5%	9.0%
% of FP17s Relating to Free Repair or Replacements	1	724	0.1%	0.5%	0.6%	0.8%
% of FP17s Relating to Continuations	0	724	0.0%	0.7%	0.8%	1.1%
% of Patients satisfied with the dentistry they have received	2	2	N/A	88.9%	89.0%	91.5%
% of Patients satisfied with the time they had to wait for an appointment	2	2	N/A	81.7%	84.2%	87.9%

* This is based on patients treated on this contract for their most recent course of treatment. Figures in italics indicate the base number of FP17s or Patient Questionnaire responses are less than 100. N/A is shown where the base number of responses is less than 10 during the period. % is calculated as Quantity/Base number*100

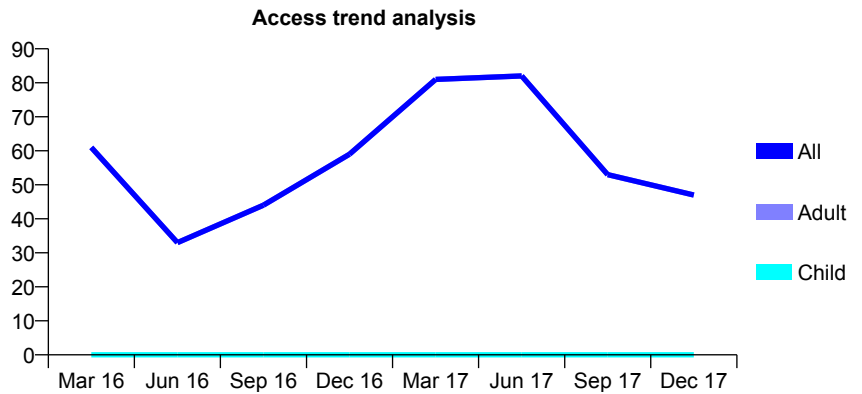
Q61 - Vital Signs At a Glance Contract Report for 199850/0002 - December 2017

Name or company name	The Brace Orthodontic Centre
Contract type name	PDS Contract
Purpose of contract	General
Contract start date	01/01/2010
Contract end date	31/03/2018

17/18 Contracted general activity (UDA)	300
Carry forward general activity (UDA)	0
17/18 Contracted orthodontic activity (UOA)	0
Carry forward orthodontic activity (UOA)	0
Baseline contract value	£53,752.08

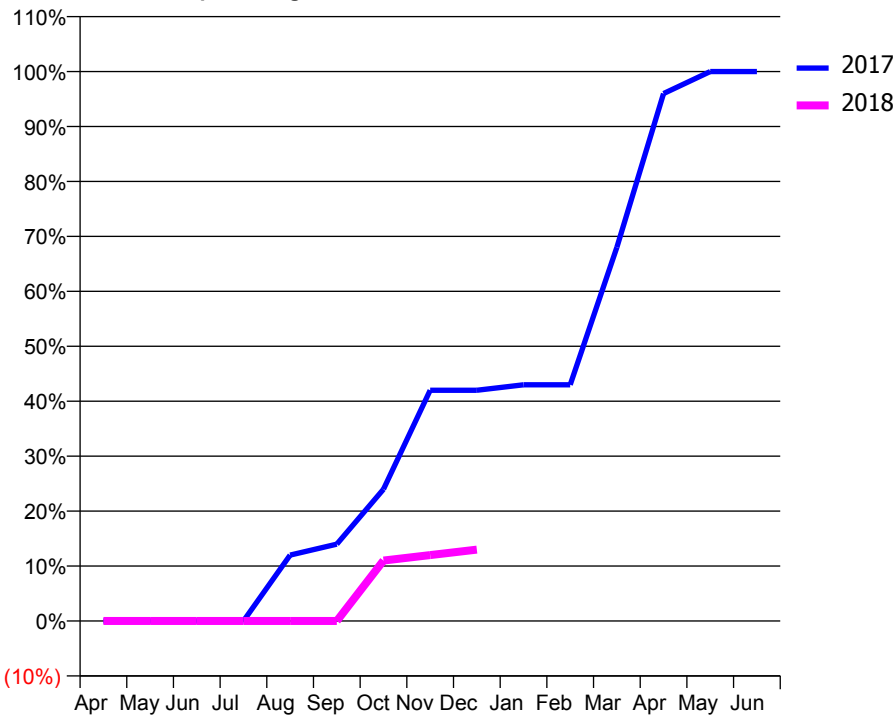
ACCESS*

Patients seen in 24 months	Total	Change since previous quarter
Quarter ending December 2016	59	
Quarter ending March 2017	81	↑
Quarter ending June 2017	82	→
Quarter ending September 2017	53	↓
Quarter ending December 2017	47	↓
Variance since December 2016	(20.3%)	↓



ACTIVITY

Cumulative percentage of contracted UDA delivered 2017 & 2018



Month	Adjusted Scheduled Activity (UDA)	
	2017	2018
April	0	0
May	0	0
June	0	0
July	0	0
August	36	0
September	42	0
October	72	33
November	126	36
December	126	39
January	129	
February	129	
March	204	
April	288	
May	300	
June	300	

QUALITY

	Quantity	Base Number	Contract	AT	Region	England
% of FP17s for the same patient ID Re-attending within 3 months - Children	0	0	N/A	10.5%	11.6%	12.0%
% of FP17s for the same patient ID Re-attending within 3 months - Adults	0	45	0.0%	16.0%	16.7%	15.9%
% of FP17s for the same patient ID Re-attending between 3 & 9 months - Children	0	0	N/A	42.9%	47.3%	58.0%
% of FP17s for the same patient ID Re-attending between 3 & 9 months - Adults	0	45	0.0%	35.8%	38.3%	50.5%
% of FP17s for Band 1 Urgent Courses	0	13	0.0%	10.8%	10.5%	9.0%
% of FP17s Relating to Free Repair or Replacements	0	13	0.0%	0.5%	0.6%	0.8%
% of FP17s Relating to Continuations	0	13	0.0%	0.7%	0.8%	1.1%
% of Patients satisfied with the dentistry they have received	0	0	N/A	88.9%	89.0%	91.5%
% of Patients satisfied with the time they had to wait for an appointment	0	0	N/A	81.7%	84.2%	87.9%

* This is based on patients treated on this contract for their most recent course of treatment. Figures in italics indicate the base number of FP17s or Patient Questionnaire responses are less than 100. N/A is shown where the base number of responses is less than 10 during the period. % is calculated as Quantity/Base number*100

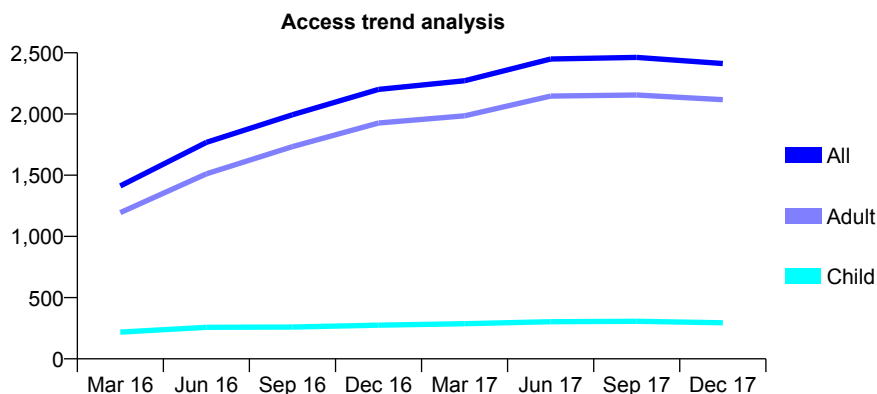
Q61 - Vital Signs At a Glance Contract Report for 207799/0002 - December 2017

Name or company name	MR RS LEVY
Contract type name	GDS Contract
Purpose of contract	General
Contract start date	01/07/2015
Contract end date	

17/18 Contracted general activity (UDA)	7,700
Carry forward general activity (UDA)	1,570
17/18 Contracted orthodontic activity (UOA)	0
Carry forward orthodontic activity (UOA)	0
Baseline contract value	£230,953.62

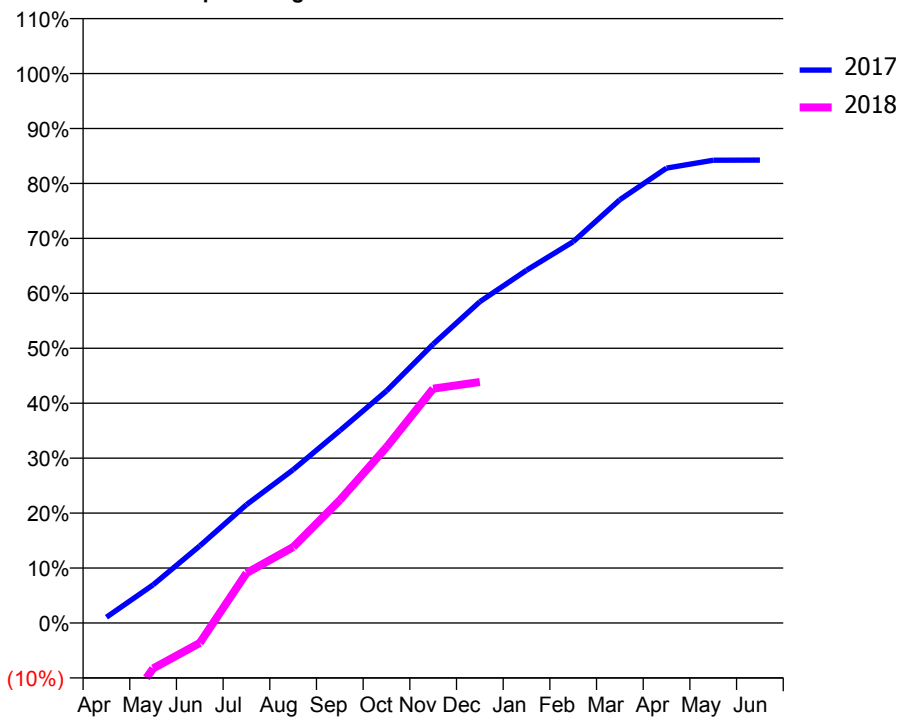
ACCESS*

Patients seen in 24 months	Total	Change since previous quarter
Quarter ending December 2016	2,201	
Quarter ending March 2017	2,272	↑
Quarter ending June 2017	2,449	↑
Quarter ending September 2017	2,462	→
Quarter ending December 2017	2,412	↓
Variance since December 2016	9.6%	↑



ACTIVITY

Cumulative percentage of contracted UDA delivered 2017 & 2018



Month	Adjusted Scheduled Activity (UDA)	
	2017	2018
April	105	-1,570
May	695	-639
June	1,403	-280
July	2,153	700
August	2,788	1,064
September	3,500	1,721
October	4,223	2,463
November	5,076	3,283
December	5,848	3,377
January	6,419	
February	6,939	
March	7,704	
April	8,279	
May	8,422	
June	8,425	

QUALITY

	Quantity	Base Number	Contract	AT	Region	England
% of FP17s for the same patient ID Re-attending within 3 months - Children	20	286	7.0%	10.5%	11.6%	12.0%
% of FP17s for the same patient ID Re-attending within 3 months - Adults	200	1,729	11.6%	16.0%	16.7%	15.9%
% of FP17s for the same patient ID Re-attending between 3 & 9 months - Children	144	286	50.3%	42.9%	47.3%	58.0%
% of FP17s for the same patient ID Re-attending between 3 & 9 months - Adults	767	1,729	44.4%	35.8%	38.3%	50.5%
% of FP17s for Band 1 Urgent Courses	170	1,773	9.6%	10.8%	10.5%	9.0%
% of FP17s Relating to Free Repair or Replacements	8	1,773	0.5%	0.5%	0.6%	0.8%
% of FP17s Relating to Continuations	9	1,773	0.5%	0.7%	0.8%	1.1%
% of Patients satisfied with the dentistry they have received	2	2	N/A	88.9%	89.0%	91.5%
% of Patients satisfied with the time they had to wait for an appointment	2	2	N/A	81.7%	84.2%	87.9%

* This is based on patients treated on this contract for their most recent course of treatment. Figures in italics indicate the base number of FP17s or Patient Questionnaire responses are less than 100. N/A is shown where the base number of responses is less than 10 during the period. % is calculated as Quantity/Base number*100

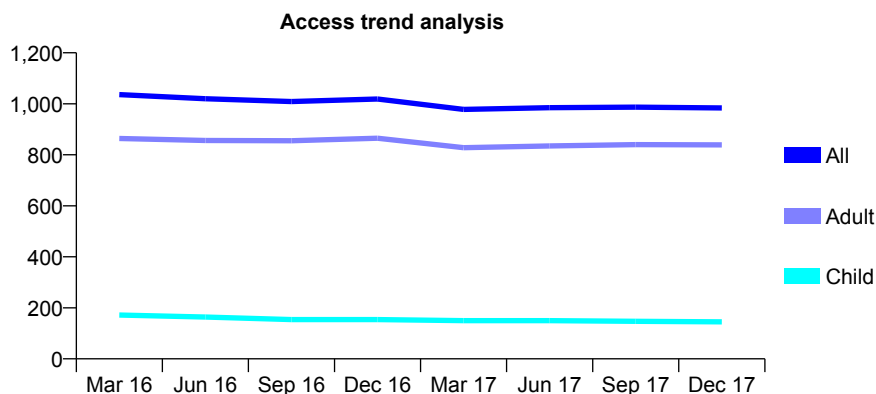
Q61 - Vital Signs At a Glance Contract Report for 208493/0001 - December 2017

Name or company name	MR PC WEE
Contract type name	GDS Contract
Purpose of contract	General
Contract start date	01/04/2006
Contract end date	

17/18 Contracted general activity (UDA)	3,505
Carry forward general activity (UDA)	10
17/18 Contracted orthodontic activity (UOA)	0
Carry forward orthodontic activity (UOA)	0
Baseline contract value	£106,447.92

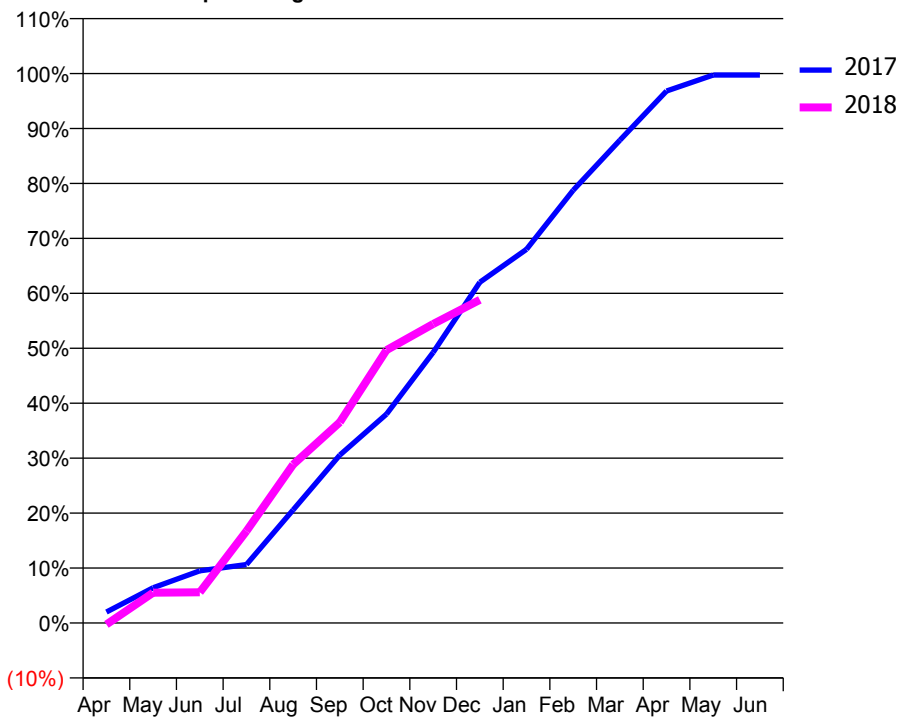
ACCESS*

Patients seen in 24 months	Total	Change since previous quarter
Quarter ending December 2016	1,019	
Quarter ending March 2017	978	↓
Quarter ending June 2017	985	→
Quarter ending September 2017	987	→
Quarter ending December 2017	984	→
Variance since December 2016	(3.4%)	↓



ACTIVITY

Cumulative percentage of contracted UDA delivered 2017 & 2018



Month	Adjusted Scheduled Activity (UDA)	
	2017	2018
April	70	-10
May	225	194
June	333	196
July	373	586
August	722	1,011
September	1,071	1,281
October	1,332	1,741
November	1,726	1,907
December	2,174	2,061
January	2,384	
February	2,760	
March	3,079	
April	3,393	
May	3,495	
June	3,495	

QUALITY

	Quantity	Base Number	Contract	AT	Region	England
% of FP17s for the same patient ID Re-attending within 3 months - Children	2	101	2.0%	10.5%	11.6%	12.0%
% of FP17s for the same patient ID Re-attending within 3 months - Adults	73	678	10.8%	16.0%	16.7%	15.9%
% of FP17s for the same patient ID Re-attending between 3 & 9 months - Children	47	101	46.5%	42.9%	47.3%	58.0%
% of FP17s for the same patient ID Re-attending between 3 & 9 months - Adults	339	678	50.0%	35.8%	38.3%	50.5%
% of FP17s for Band 1 Urgent Courses	32	637	5.0%	10.8%	10.5%	9.0%
% of FP17s Relating to Free Repair or Replacements	0	637	0.0%	0.5%	0.6%	0.8%
% of FP17s Relating to Continuations	0	637	0.0%	0.7%	0.8%	1.1%
% of Patients satisfied with the dentistry they have received	2	2	N/A	88.9%	89.0%	91.5%
% of Patients satisfied with the time they had to wait for an appointment	2	2	N/A	81.7%	84.2%	87.9%

* This is based on patients treated on this contract for their most recent course of treatment. Figures in italics indicate the base number of FP17s or Patient Questionnaire responses are less than 100. N/A is shown where the base number of responses is less than 10 during the period. % is calculated as Quantity/Base number*100

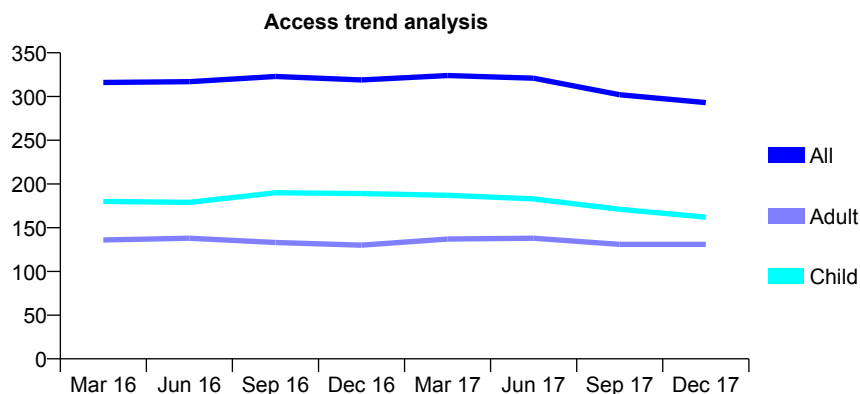
Q61 - Vital Signs At a Glance Contract Report for 209392/0001 - December 2017

Name or company name	Finchley Dental Care Centre
Contract type name	GDS Contract
Purpose of contract	General
Contract start date	01/04/2006
Contract end date	

17/18 Contracted general activity (UDA)	703
Carry forward general activity (UDA)	-4
17/18 Contracted orthodontic activity (UOA)	0
Carry forward orthodontic activity (UOA)	0
Baseline contract value	£15,837.64

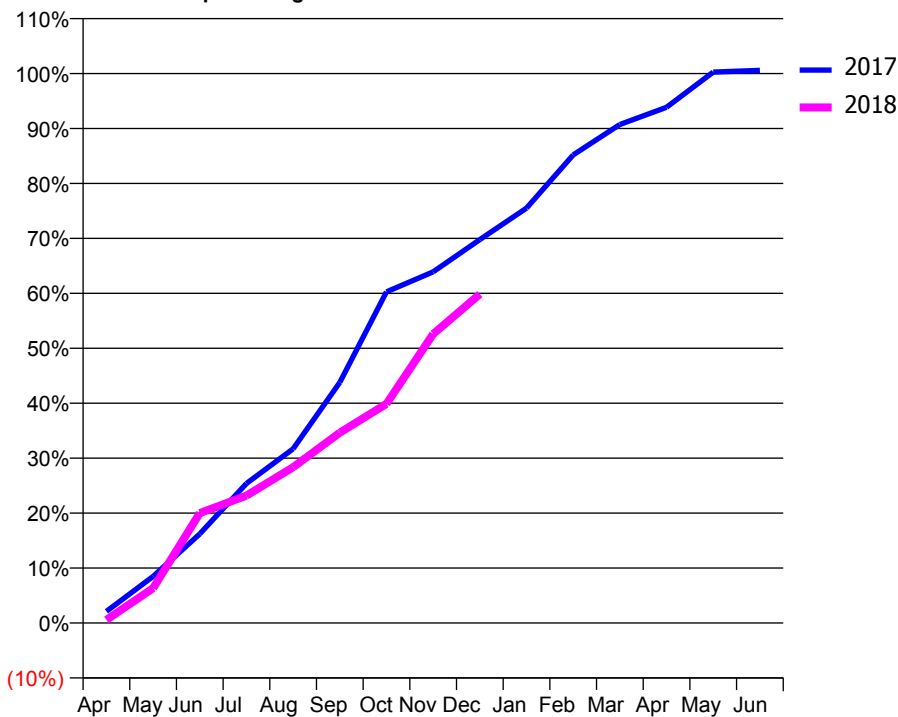
ACCESS*

Patients seen in 24 months	Total	Change since previous quarter
Quarter ending December 2016	319	
Quarter ending March 2017	324	→
Quarter ending June 2017	321	→
Quarter ending September 2017	302	↓
Quarter ending December 2017	293	↓
Variance since December 2016	(8.2%)	↓



ACTIVITY

Cumulative percentage of contracted UDA delivered 2017 & 2018



Month	Adjusted Scheduled Activity (UDA)	
	2017	2018
April	15	4
May	60	45
June	114	141
July	179	163
August	223	199
September	308	244
October	424	280
November	449	370
December	491	421
January	531	
February	599	
March	638	
April	660	
May	705	
June	707	

QUALITY

	Quantity	Base Number	Contract	AT	Region	England
% of FP17s for the same patient ID Re-attending within 3 months - Children	8	148	5.4%	10.5%	11.6%	12.0%
% of FP17s for the same patient ID Re-attending within 3 months - Adults	8	79	10.1%	16.0%	16.7%	15.9%
% of FP17s for the same patient ID Re-attending between 3 & 9 months - Children	65	148	43.9%	42.9%	47.3%	58.0%
% of FP17s for the same patient ID Re-attending between 3 & 9 months - Adults	38	79	48.1%	35.8%	38.3%	50.5%
% of FP17s for Band 1 Urgent Courses	19	192	9.9%	10.8%	10.5%	9.0%
% of FP17s Relating to Free Repair or Replacements	0	192	0.0%	0.5%	0.6%	0.8%
% of FP17s Relating to Continuations	0	192	0.0%	0.7%	0.8%	1.1%
% of Patients satisfied with the dentistry they have received	0	0	N/A	88.9%	89.0%	91.5%
% of Patients satisfied with the time they had to wait for an appointment	0	0	N/A	81.7%	84.2%	87.9%

* This is based on patients treated on this contract for their most recent course of treatment. Figures in italics indicate the base number of FP17s or Patient Questionnaire responses are less than 100. N/A is shown where the base number of responses is less than 10 during the period. % is calculated as Quantity/Base number*100

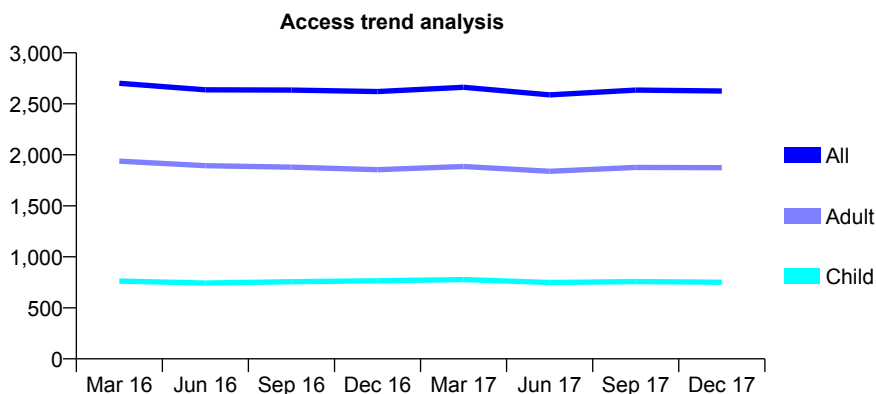
Q61 - Vital Signs At a Glance Contract Report for 215260/0002 - December 2017

Name or company name	MR M WIEDER
Contract type name	GDS Contract
Purpose of contract	General and Orthodontic
Contract start date	01/04/2006
Contract end date	

17/18 Contracted general activity (UDA)	8,606
Carry forward general activity (UDA)	0
17/18 Contracted orthodontic activity (UOA)	119
Carry forward orthodontic activity (UOA)	0
Baseline contract value	£245,262.83

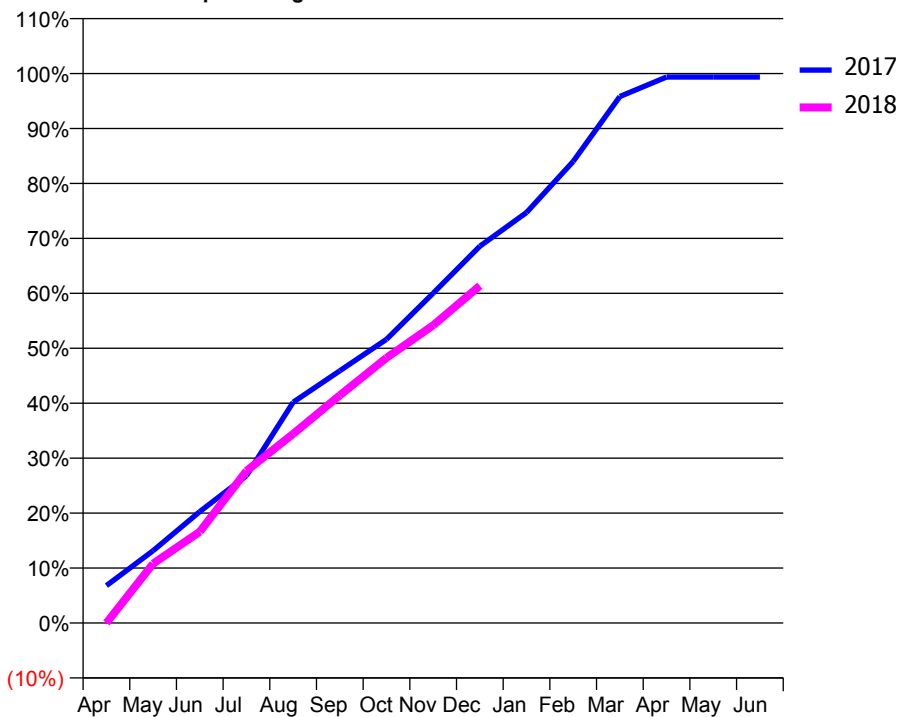
ACCESS*

Patients seen in 24 months	Total	Change since previous quarter
Quarter ending December 2016	2,620	
Quarter ending March 2017	2,662	→
Quarter ending June 2017	2,587	↓
Quarter ending September 2017	2,635	→
Quarter ending December 2017	2,625	→
Variance since December 2016	0.2%	→



ACTIVITY

Cumulative percentage of contracted UDA delivered 2017 & 2018



Month	Adjusted Scheduled Activity (UDA)	
	2017	2018
April	586	0
May	1,134	930
June	1,746	1,429
July	2,308	2,382
August	3,457	2,961
September	3,951	3,566
October	4,444	4,152
November	5,167	4,663
December	5,902	5,284
January	6,430	
February	7,229	
March	8,245	
April	8,551	
May	8,551	
June	8,552	

QUALITY

	Quantity	Base Number	Contract	AT	Region	England
% of FP17s for the same patient ID Re-attending within 3 months - Children	64	682	9.4%	10.5%	11.6%	12.0%
% of FP17s for the same patient ID Re-attending within 3 months - Adults	308	1,626	18.9%	16.0%	16.7%	15.9%
% of FP17s for the same patient ID Re-attending between 3 & 9 months - Children	334	682	49.0%	42.9%	47.3%	58.0%
% of FP17s for the same patient ID Re-attending between 3 & 9 months - Adults	611	1,626	37.6%	35.8%	38.3%	50.5%
% of FP17s for Band 1 Urgent Courses	184	1,859	9.9%	10.8%	10.5%	9.0%
% of FP17s Relating to Free Repair or Replacements	14	1,859	0.8%	0.5%	0.6%	0.8%
% of FP17s Relating to Continuations	43	1,859	2.3%	0.7%	0.8%	1.1%
% of Patients satisfied with the dentistry they have received	2	2	N/A	88.9%	89.0%	91.5%
% of Patients satisfied with the time they had to wait for an appointment	2	2	N/A	81.7%	84.2%	87.9%

* This is based on patients treated on this contract for their most recent course of treatment. Figures in italics indicate the base number of FP17s or Patient Questionnaire responses are less than 100. N/A is shown where the base number of responses is less than 10 during the period. % is calculated as Quantity/Base number*100

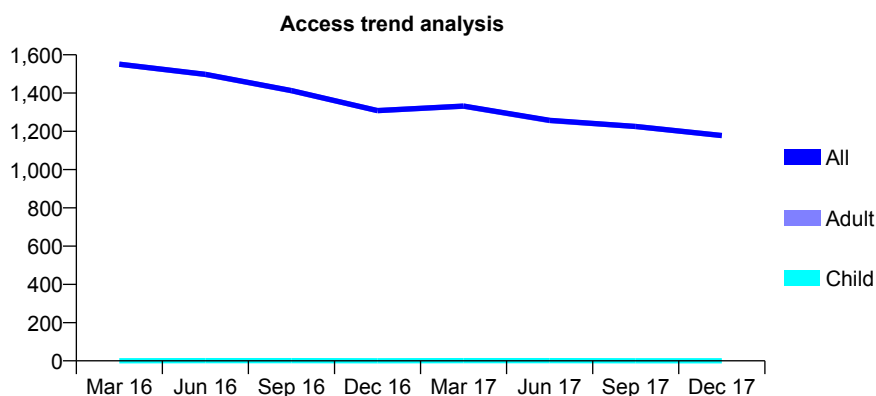
Q61 - Vital Signs At a Glance Contract Report for 215481/0001 - December 2017

Name or company name	MRS CK JONES
Contract type name	GDS Contract
Purpose of contract	General
Contract start date	01/04/2006
Contract end date	

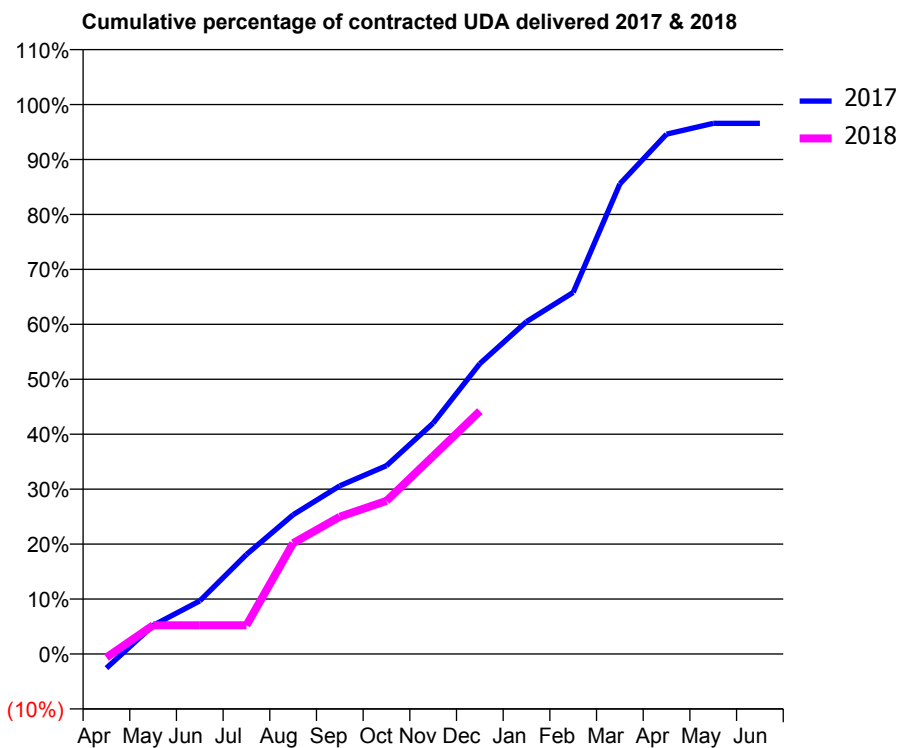
17/18 Contracted general activity (UDA)	3,255
Carry forward general activity (UDA)	112
17/18 Contracted orthodontic activity (UOA)	0
Carry forward orthodontic activity (UOA)	0
Baseline contract value	£79,403.15

ACCESS*

Patients seen in 24 months	Total	Change since previous quarter
Quarter ending December 2016	1,308	
Quarter ending March 2017	1,332	→
Quarter ending June 2017	1,257	↓
Quarter ending September 2017	1,225	↓
Quarter ending December 2017	1,178	↓
Variance since December 2016	(9.9%)	↓



ACTIVITY



Month	Adjusted Scheduled Activity (UDA)	
	2017	2018
April	-84	-21
May	170	171
June	314	171
July	590	171
August	825	657
September	997	813
October	1,116	907
November	1,368	1,172
December	1,720	1,438
January	1,969	
February	2,142	
March	2,785	
April	3,079	
May	3,143	
June	3,143	

QUALITY

	Quantity	Base Number	Contract	AT	Region	England
% of FP17s for the same patient ID Re-attending within 3 months - Children	0	1	0.0%	10.5%	11.6%	12.0%
% of FP17s for the same patient ID Re-attending within 3 months - Adults	89	1,048	8.5%	16.0%	16.7%	15.9%
% of FP17s for the same patient ID Re-attending between 3 & 9 months - Children	0	1	0.0%	42.9%	47.3%	58.0%
% of FP17s for the same patient ID Re-attending between 3 & 9 months - Adults	630	1,048	60.1%	35.8%	38.3%	50.5%
% of FP17s for Band 1 Urgent Courses	62	897	6.9%	10.8%	10.5%	9.0%
% of FP17s Relating to Free Repair or Replacements	6	897	0.7%	0.5%	0.6%	0.8%
% of FP17s Relating to Continuations	3	897	0.3%	0.7%	0.8%	1.1%
% of Patients satisfied with the dentistry they have received	2	2	N/A	88.9%	89.0%	91.5%
% of Patients satisfied with the time they had to wait for an appointment	1	2	N/A	81.7%	84.2%	87.9%

* This is based on patients treated on this contract for their most recent course of treatment. Figures in italics indicate the base number of FP17s or Patient Questionnaire responses are less than 100. N/A is shown where the base number of responses is less than 10 during the period. % is calculated as Quantity/Base number*100

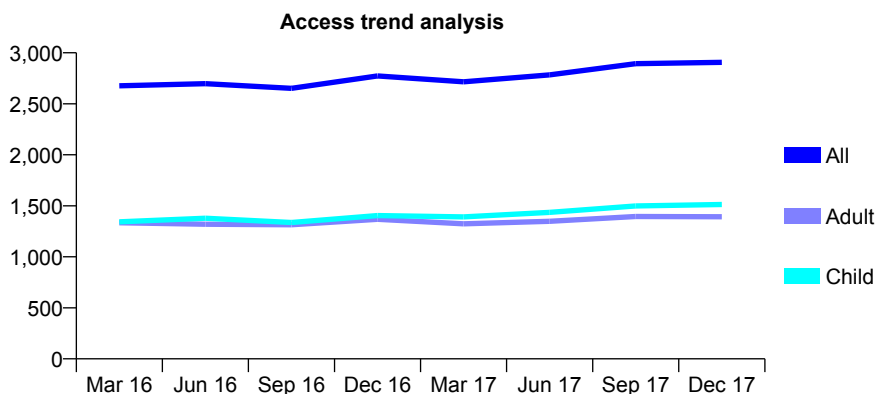
Q61 - Vital Signs At a Glance Contract Report for 221554/0001 - December 2017

Name or company name	MR NN PATEL
Contract type name	GDS Contract
Purpose of contract	General
Contract start date	01/04/2006
Contract end date	

17/18 Contracted general activity (UDA)	7,338
Carry forward general activity (UDA)	-147
17/18 Contracted orthodontic activity (UOA)	0
Carry forward orthodontic activity (UOA)	0
Baseline contract value	£235,341.95

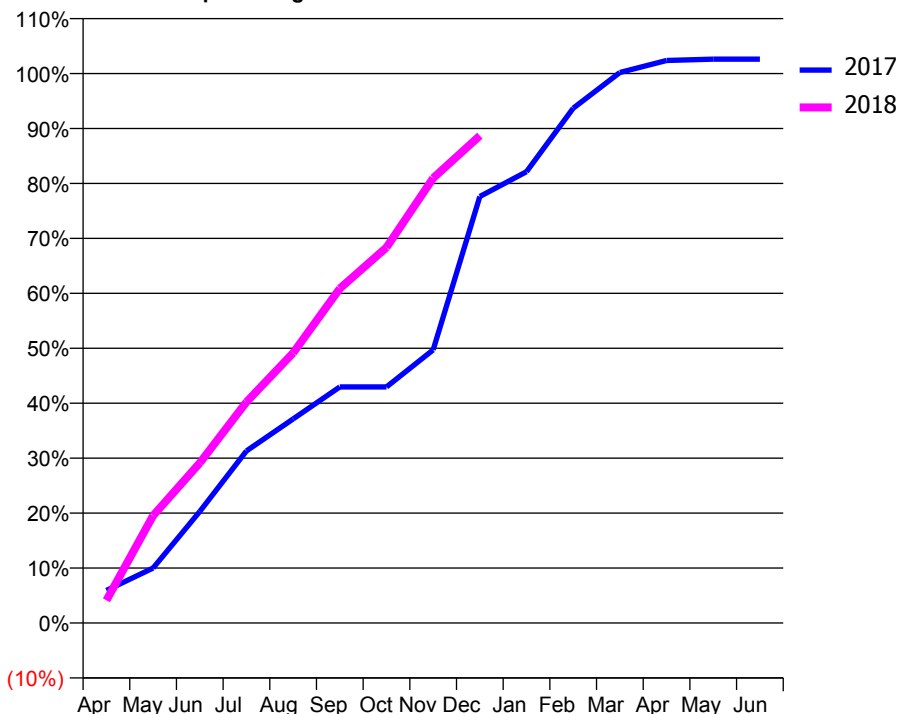
ACCESS*

Patients seen in 24 months	Total	Change since previous quarter
Quarter ending December 2016	2,773	
Quarter ending March 2017	2,716	↓
Quarter ending June 2017	2,784	↑
Quarter ending September 2017	2,894	↑
Quarter ending December 2017	2,906	→
Variance since December 2016	4.8%	↑



ACTIVITY

Cumulative percentage of contracted UDA delivered 2017 & 2018



Month	Adjusted Scheduled Activity (UDA)	
	2017	2018
April	436	304
May	734	1,434
June	1,490	2,137
July	2,298	2,952
August	2,725	3,607
September	3,153	4,466
October	3,153	5,016
November	3,648	5,942
December	5,696	6,508
January	6,028	
February	6,875	
March	7,351	
April	7,513	
May	7,530	
June	7,530	

QUALITY

	Quantity	Base Number	Contract	AT	Region	England
% of FP17s for the same patient ID Re-attending within 3 months - Children	115	1,586	7.3%	10.5%	11.6%	12.0%
% of FP17s for the same patient ID Re-attending within 3 months - Adults	139	1,159	12.0%	16.0%	16.7%	15.9%
% of FP17s for the same patient ID Re-attending between 3 & 9 months - Children	882	1,586	55.6%	42.9%	47.3%	58.0%
% of FP17s for the same patient ID Re-attending between 3 & 9 months - Adults	474	1,159	40.9%	35.8%	38.3%	50.5%
% of FP17s for Band 1 Urgent Courses	153	2,137	7.2%	10.8%	10.5%	9.0%
% of FP17s Relating to Free Repair or Replacements	1	2,137	0.0%	0.5%	0.6%	0.8%
% of FP17s Relating to Continuations	3	2,137	0.1%	0.7%	0.8%	1.1%
% of Patients satisfied with the dentistry they have received	3	3	N/A	88.9%	89.0%	91.5%
% of Patients satisfied with the time they had to wait for an appointment	2	3	N/A	81.7%	84.2%	87.9%

* This is based on patients treated on this contract for their most recent course of treatment. Figures in italics indicate the base number of FP17s or Patient Questionnaire responses are less than 100. N/A is shown where the base number of responses is less than 10 during the period. % is calculated as Quantity/Base number*100

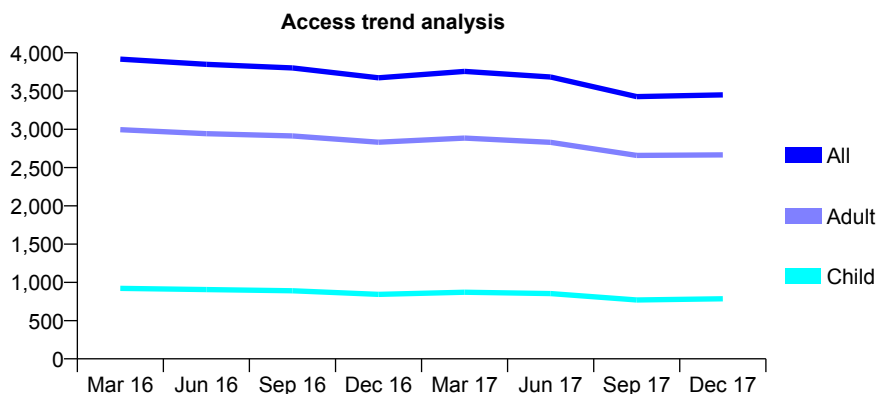
Q61 - Vital Signs At a Glance Contract Report for 229210/0001 - December 2017

Name or company name	MR SM MUGHAL
Contract type name	GDS Contract
Purpose of contract	General
Contract start date	01/04/2006
Contract end date	

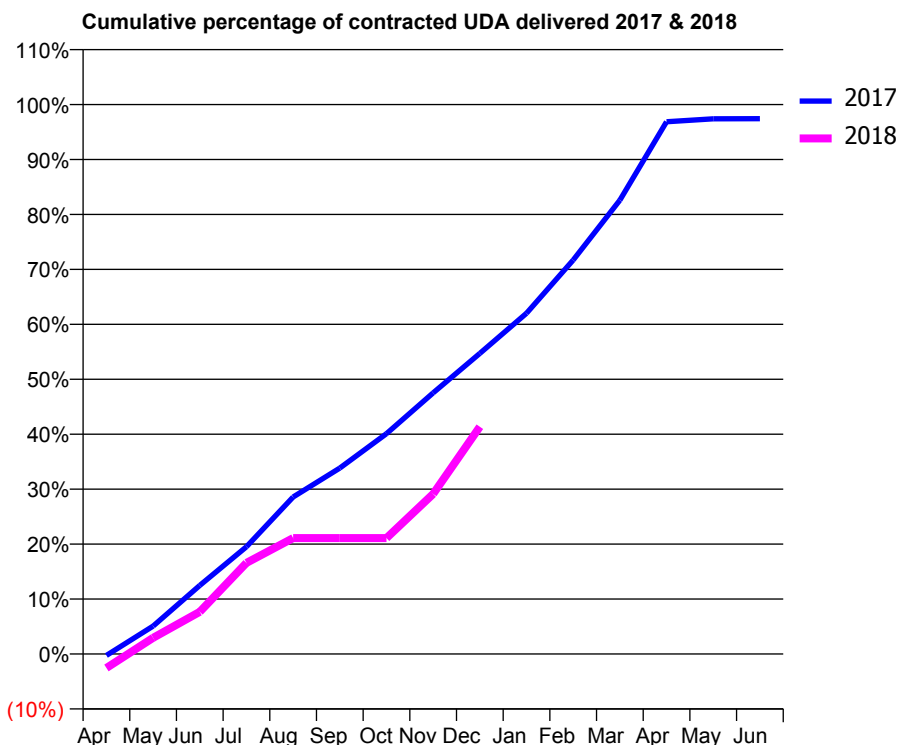
17/18 Contracted general activity (UDA)	12,135
Carry forward general activity (UDA)	312
17/18 Contracted orthodontic activity (UOA)	0
Carry forward orthodontic activity (UOA)	0
Baseline contract value	£296,575.34

ACCESS*

Patients seen in 24 months	Total	Change since previous quarter
Quarter ending December 2016	3,673	
Quarter ending March 2017	3,756	↑
Quarter ending June 2017	3,683	↓
Quarter ending September 2017	3,428	↓
Quarter ending December 2017	3,450	→
Variance since December 2016	(6.1%)	↓



ACTIVITY



Month	Adjusted Scheduled Activity (UDA)	
	2017	2018
April	-34	-312
May	617	359
June	1,515	932
July	2,368	2,013
August	3,468	2,560
September	4,108	2,560
October	4,865	2,560
November	5,768	3,536
December	6,640	5,019
January	7,527	
February	8,700	
March	10,024	
April	11,755	
May	11,820	
June	11,823	

QUALITY

	Quantity	Base Number	Contract	AT	Region	England
% of FP17s for the same patient ID Re-attending within 3 months - Children	75	601	12.5%	10.5%	11.6%	12.0%
% of FP17s for the same patient ID Re-attending within 3 months - Adults	262	1,906	13.7%	16.0%	16.7%	15.9%
% of FP17s for the same patient ID Re-attending between 3 & 9 months - Children	167	601	27.8%	42.9%	47.3%	58.0%
% of FP17s for the same patient ID Re-attending between 3 & 9 months - Adults	574	1,906	30.1%	35.8%	38.3%	50.5%
% of FP17s for Band 1 Urgent Courses	224	2,059	10.9%	10.8%	10.5%	9.0%
% of FP17s Relating to Free Repair or Replacements	0	2,059	0.0%	0.5%	0.6%	0.8%
% of FP17s Relating to Continuations	7	2,059	0.3%	0.7%	0.8%	1.1%
% of Patients satisfied with the dentistry they have received	3	3	N/A	88.9%	89.0%	91.5%
% of Patients satisfied with the time they had to wait for an appointment	2	3	N/A	81.7%	84.2%	87.9%

* This is based on patients treated on this contract for their most recent course of treatment. Figures in italics indicate the base number of FP17s or Patient Questionnaire responses are less than 100. N/A is shown where the base number of responses is less than 10 during the period. % is calculated as Quantity/Base number*100

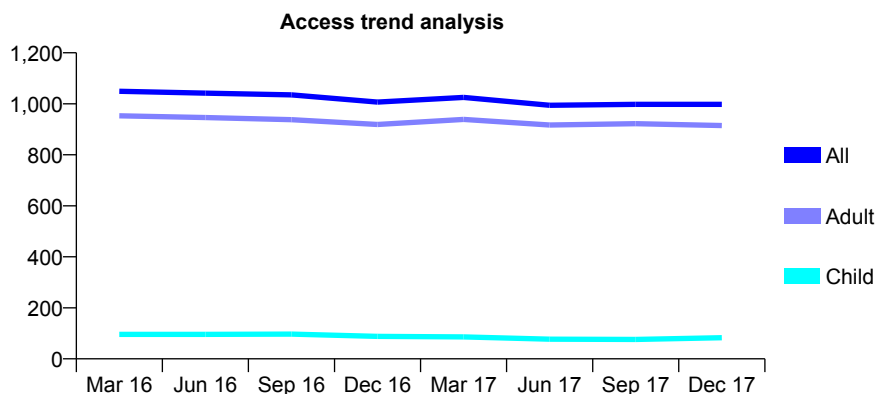
Q61 - Vital Signs At a Glance Contract Report for 230480/0001 - December 2017

Name or company name	MR K SHAH
Contract type name	GDS Contract
Purpose of contract	General
Contract start date	01/04/2006
Contract end date	

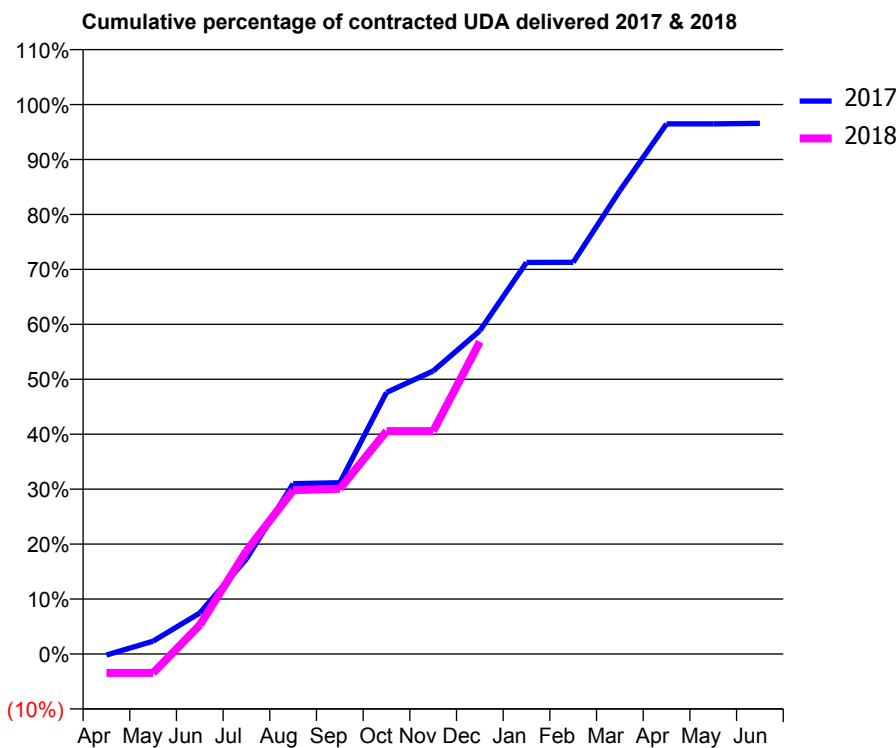
17/18 Contracted general activity (UDA)	3,482
Carry forward general activity (UDA)	120
17/18 Contracted orthodontic activity (UOA)	0
Carry forward orthodontic activity (UOA)	0
Baseline contract value	£102,364.69

ACCESS*

Patients seen in 24 months	Total	Change since previous quarter
Quarter ending December 2016	1,007	
Quarter ending March 2017	1,025	→
Quarter ending June 2017	994	↓
Quarter ending September 2017	998	→
Quarter ending December 2017	998	→
Variance since December 2016	(0.9%)	→



ACTIVITY



Month	Adjusted Scheduled Activity (UDA)	
	2017	2018
April	-7	-120
May	81	-120
June	260	184
July	603	654
August	1,079	1,038
September	1,085	1,047
October	1,658	1,412
November	1,794	1,412
December	2,049	1,978
January	2,481	
February	2,482	
March	2,937	
April	3,359	
May	3,359	
June	3,362	

QUALITY

	Quantity	Base Number	Contract	AT	Region	England
% of FP17s for the same patient ID Re-attending within 3 months - Children	2	60	3.3%	10.5%	11.6%	12.0%
% of FP17s for the same patient ID Re-attending within 3 months - Adults	17	575	3.0%	16.0%	16.7%	15.9%
% of FP17s for the same patient ID Re-attending between 3 & 9 months - Children	16	60	26.7%	42.9%	47.3%	58.0%
% of FP17s for the same patient ID Re-attending between 3 & 9 months - Adults	167	575	29.0%	35.8%	38.3%	50.5%
% of FP17s for Band 1 Urgent Courses	17	544	3.1%	10.8%	10.5%	9.0%
% of FP17s Relating to Free Repair or Replacements	0	544	0.0%	0.5%	0.6%	0.8%
% of FP17s Relating to Continuations	0	544	0.0%	0.7%	0.8%	1.1%
% of Patients satisfied with the dentistry they have received	3	3	N/A	88.9%	89.0%	91.5%
% of Patients satisfied with the time they had to wait for an appointment	3	3	N/A	81.7%	84.2%	87.9%

* This is based on patients treated on this contract for their most recent course of treatment. Figures in italics indicate the base number of FP17s or Patient Questionnaire responses are less than 100. N/A is shown where the base number of responses is less than 10 during the period. % is calculated as Quantity/Base number*100

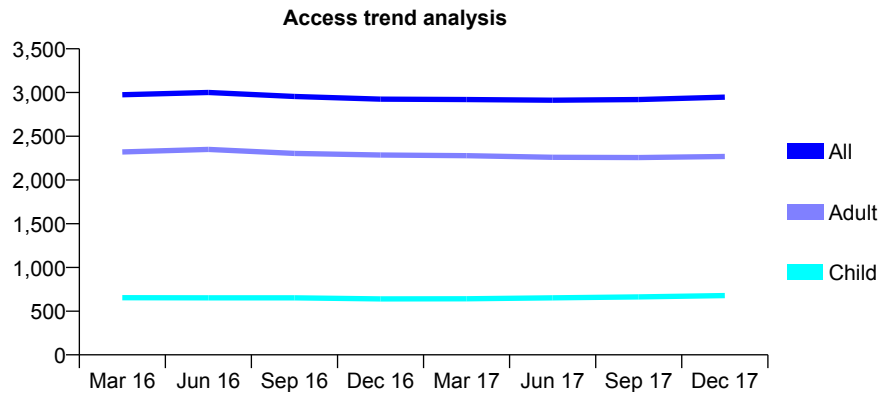
Q61 - Vital Signs At a Glance Contract Report for 232815/0001 - December 2017

Name or company name	MR HS GOUW
Contract type name	GDS Contract
Purpose of contract	General
Contract start date	01/04/2006
Contract end date	

17/18 Contracted general activity (UDA)	9,434
Carry forward general activity (UDA)	-40
17/18 Contracted orthodontic activity (UOA)	0
Carry forward orthodontic activity (UOA)	0
Baseline contract value	£239,454.02

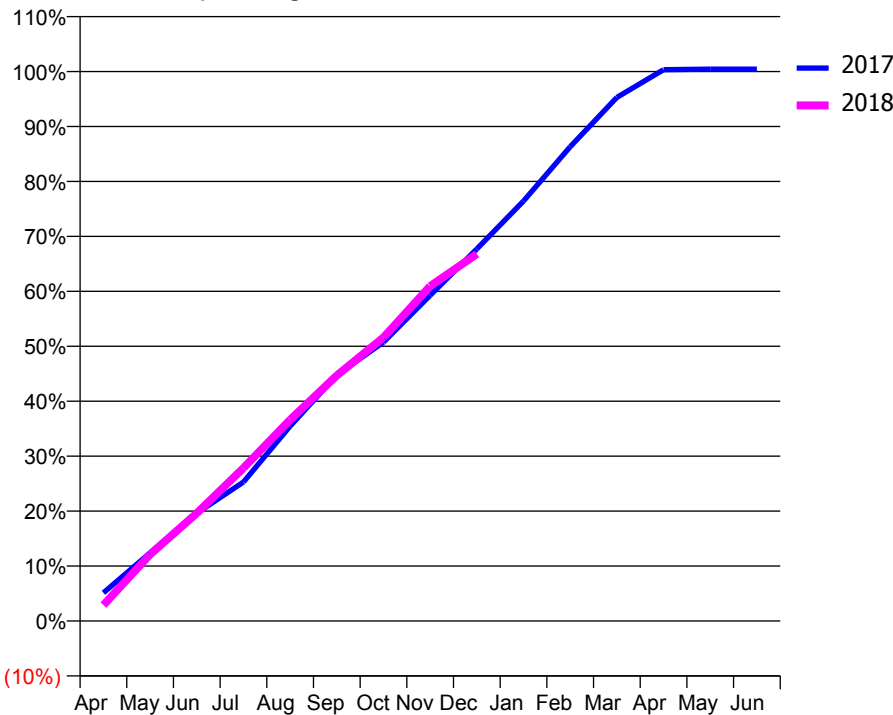
ACCESS*

Patients seen in 24 months	Total	Change since previous quarter
Quarter ending December 2016	2,924	
Quarter ending March 2017	2,919	→
Quarter ending June 2017	2,912	→
Quarter ending September 2017	2,919	→
Quarter ending December 2017	2,947	→
Variance since December 2016	0.8%	→



ACTIVITY

Cumulative percentage of contracted UDA delivered 2017 & 2018



Month	Adjusted Scheduled Activity (UDA)	
	2017	2018
April	485	274
May	1,171	1,143
June	1,851	1,852
July	2,388	2,626
August	3,347	3,456
September	4,222	4,217
October	4,789	4,868
November	5,592	5,750
December	6,389	6,301
January	7,211	
February	8,143	
March	8,989	
April	9,465	
May	9,474	
June	9,474	

QUALITY

	Quantity	Base Number	Contract	AT	Region	England
% of FP17s for the same patient ID Re-attending within 3 months - Children	36	467	7.7%	10.5%	11.6%	12.0%
% of FP17s for the same patient ID Re-attending within 3 months - Adults	264	1,616	16.3%	16.0%	16.7%	15.9%
% of FP17s for the same patient ID Re-attending between 3 & 9 months - Children	109	467	23.3%	42.9%	47.3%	58.0%
% of FP17s for the same patient ID Re-attending between 3 & 9 months - Adults	425	1,616	26.3%	35.8%	38.3%	50.5%
% of FP17s for Band 1 Urgent Courses	258	1,925	13.4%	10.8%	10.5%	9.0%
% of FP17s Relating to Free Repair or Replacements	0	1,925	0.0%	0.5%	0.6%	0.8%
% of FP17s Relating to Continuations	0	1,925	0.0%	0.7%	0.8%	1.1%
% of Patients satisfied with the dentistry they have received	1	1	N/A	88.9%	89.0%	91.5%
% of Patients satisfied with the time they had to wait for an appointment	1	1	N/A	81.7%	84.2%	87.9%

* This is based on patients treated on this contract for their most recent course of treatment. Figures in italics indicate the base number of FP17s or Patient Questionnaire responses are less than 100. N/A is shown where the base number of responses is less than 10 during the period. % is calculated as Quantity/Base number*100

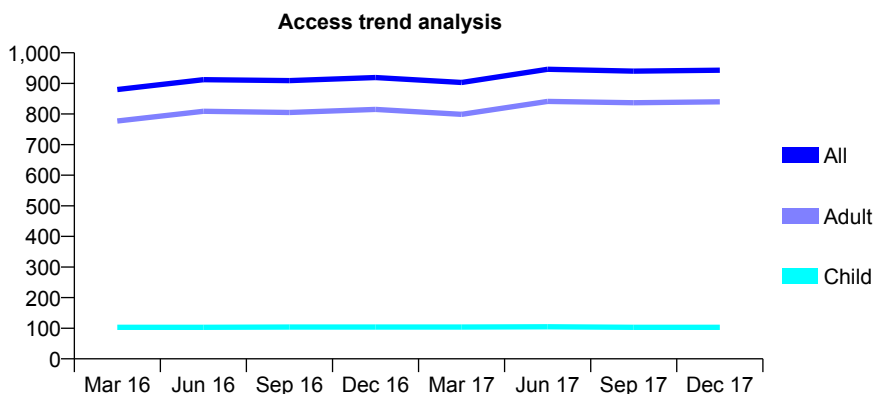
Q61 - Vital Signs At a Glance Contract Report for 233439/0001 - December 2017

Name or company name	Mr Michael Connel, Mr Jeffrey Sherer and I
Contract type name	GDS Contract
Purpose of contract	General
Contract start date	01/04/2006
Contract end date	

17/18 Contracted general activity (UDA)	4,281
Carry forward general activity (UDA)	18
17/18 Contracted orthodontic activity (UOA)	0
Carry forward orthodontic activity (UOA)	0
Baseline contract value	£120,570.03

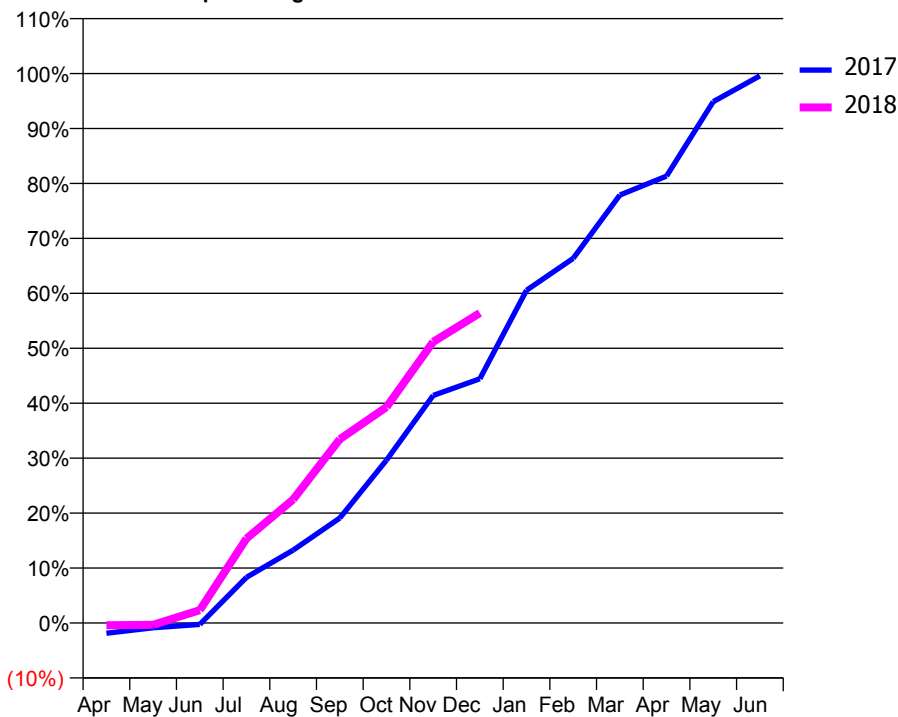
ACCESS*

Patients seen in 24 months	Total	Change since previous quarter
Quarter ending December 2016	919	
Quarter ending March 2017	903	↓
Quarter ending June 2017	946	↑
Quarter ending September 2017	940	→
Quarter ending December 2017	943	→
Variance since December 2016	2.6%	↑



ACTIVITY

Cumulative percentage of contracted UDA delivered 2017 & 2018



Month	Adjusted Scheduled Activity (UDA)	
	2017	2018
April	-80	-18
May	-38	-15
June	-12	100
July	355	658
August	568	962
September	818	1,432
October	1,269	1,682
November	1,773	2,191
December	1,903	2,415
January	2,593	
February	2,840	
March	3,334	
April	3,482	
May	4,061	
June	4,263	

QUALITY

	Quantity	Base Number	Contract	AT	Region	England
% of FP17s for the same patient ID Re-attending within 3 months - Children	4	86	4.7%	10.5%	11.6%	12.0%
% of FP17s for the same patient ID Re-attending within 3 months - Adults	143	820	17.4%	16.0%	16.7%	15.9%
% of FP17s for the same patient ID Re-attending between 3 & 9 months - Children	35	86	40.7%	42.9%	47.3%	58.0%
% of FP17s for the same patient ID Re-attending between 3 & 9 months - Adults	313	820	38.2%	35.8%	38.3%	50.5%
% of FP17s for Band 1 Urgent Courses	35	715	4.9%	10.8%	10.5%	9.0%
% of FP17s Relating to Free Repair or Replacements	5	715	0.7%	0.5%	0.6%	0.8%
% of FP17s Relating to Continuations	14	715	2.0%	0.7%	0.8%	1.1%
% of Patients satisfied with the dentistry they have received	2	3	N/A	88.9%	89.0%	91.5%
% of Patients satisfied with the time they had to wait for an appointment	2	3	N/A	81.7%	84.2%	87.9%

* This is based on patients treated on this contract for their most recent course of treatment. Figures in italics indicate the base number of FP17s or Patient Questionnaire responses are less than 100. N/A is shown where the base number of responses is less than 10 during the period. % is calculated as Quantity/Base number*100

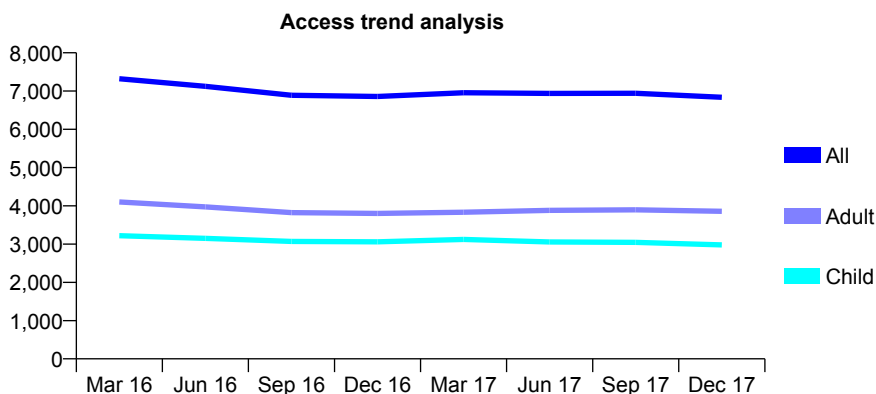
Q61 - Vital Signs At a Glance Contract Report for 234125/0001 - December 2017

Name or company name	MR NI AMIN
Contract type name	GDS Contract
Purpose of contract	General and Orthodontic
Contract start date	01/04/2006
Contract end date	

17/18 Contracted general activity (UDA)	16,536
Carry forward general activity (UDA)	198
17/18 Contracted orthodontic activity (UOA)	823
Carry forward orthodontic activity (UOA)	-9
Baseline contract value	£542,928.04

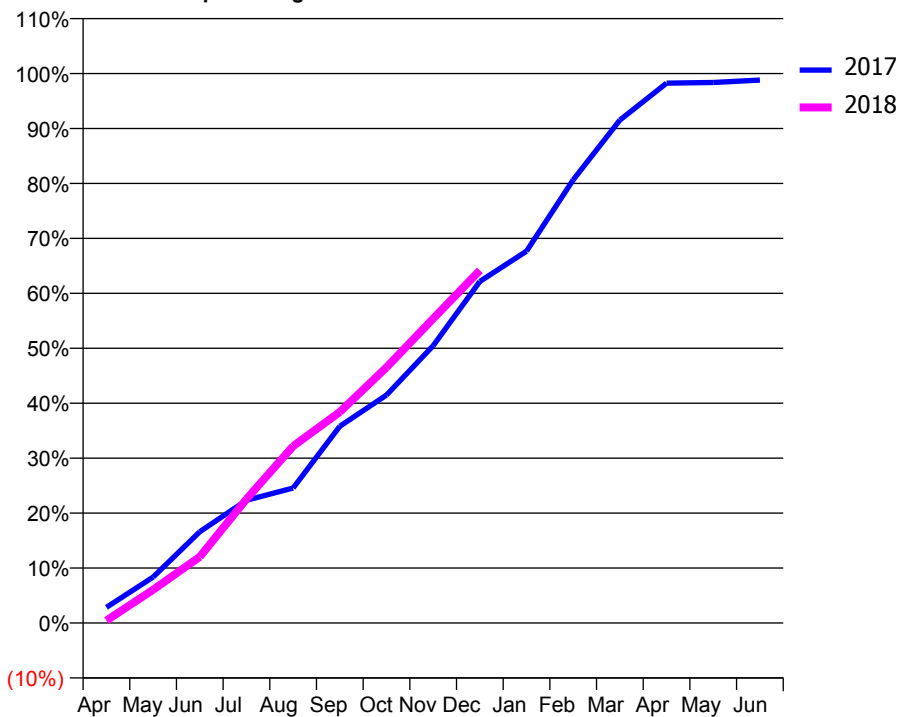
ACCESS*

Patients seen in 24 months	Total	Change since previous quarter
Quarter ending December 2016	6,859	
Quarter ending March 2017	6,955	→
Quarter ending June 2017	6,937	→
Quarter ending September 2017	6,941	→
Quarter ending December 2017	6,836	↓
Variance since December 2016	(0.3%)	→



ACTIVITY

Cumulative percentage of contracted UDA delivered 2017 & 2018



Month	Adjusted Scheduled Activity (UDA)	
	2017	2018
April	473	73
May	1,384	1,003
June	2,746	1,990
July	3,692	3,730
August	4,062	5,323
September	5,920	6,351
October	6,860	7,696
November	8,344	9,160
December	10,279	10,612
January	11,188	
February	13,337	
March	15,136	
April	16,244	
May	16,264	
June	16,338	

QUALITY

	Quantity	Base Number	Contract	AT	Region	England
% of FP17s for the same patient ID Re-attending within 3 months - Children	184	2,589	7.1%	10.5%	11.6%	12.0%
% of FP17s for the same patient ID Re-attending within 3 months - Adults	411	3,238	12.7%	16.0%	16.7%	15.9%
% of FP17s for the same patient ID Re-attending between 3 & 9 months - Children	1,199	2,589	46.3%	42.9%	47.3%	58.0%
% of FP17s for the same patient ID Re-attending between 3 & 9 months - Adults	1,191	3,238	36.8%	35.8%	38.3%	50.5%
% of FP17s for Band 1 Urgent Courses	443	5,042	8.8%	10.8%	10.5%	9.0%
% of FP17s Relating to Free Repair or Replacements	25	5,042	0.5%	0.5%	0.6%	0.8%
% of FP17s Relating to Continuations	8	5,042	0.2%	0.7%	0.8%	1.1%
% of Patients satisfied with the dentistry they have received	4	5	N/A	88.9%	89.0%	91.5%
% of Patients satisfied with the time they had to wait for an appointment	3	5	N/A	81.7%	84.2%	87.9%

* This is based on patients treated on this contract for their most recent course of treatment. Figures in italics indicate the base number of FP17s or Patient Questionnaire responses are less than 100. N/A is shown where the base number of responses is less than 10 during the period. % is calculated as Quantity/Base number*100

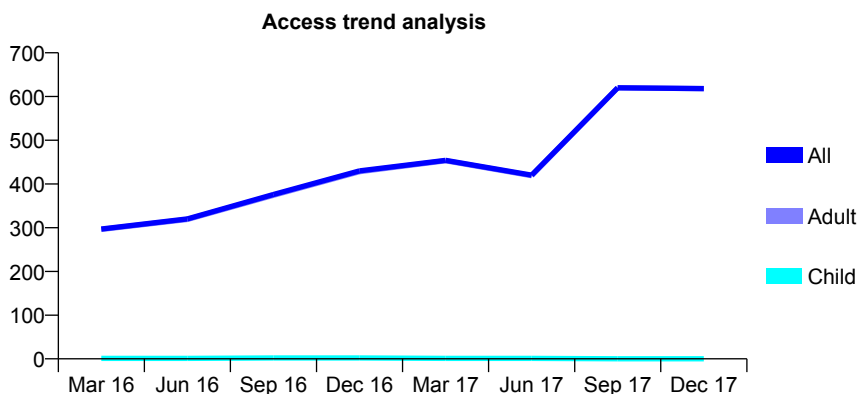
Q61 - Vital Signs At a Glance Contract Report for 234125/0003 - December 2017

Name or company name	MR NI AMIN
Contract type name	PDS Contract
Purpose of contract	General
Contract start date	01/04/2014
Contract end date	31/03/2018

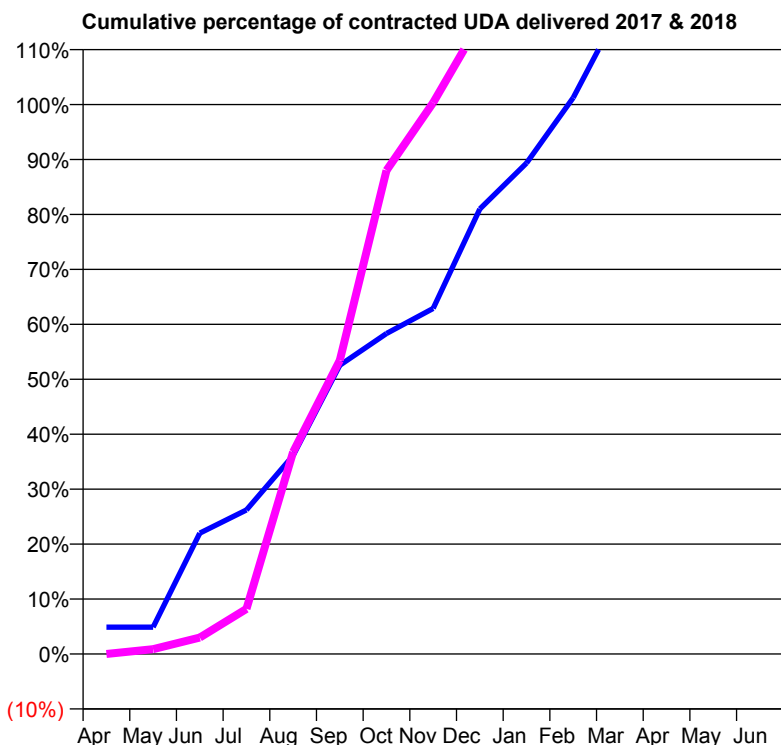
17/18 Contracted general activity (UDA)	900
Carry forward general activity (UDA)	0
17/18 Contracted orthodontic activity (UOA)	0
Carry forward orthodontic activity (UOA)	0
Baseline contract value	£56,626.64

ACCESS*

Patients seen in 24 months	Total	Change since previous quarter
Quarter ending December 2016	430	
Quarter ending March 2017	454	↑
Quarter ending June 2017	420	↓
Quarter ending September 2017	620	↑
Quarter ending December 2017	618	→
Variance since December 2016	43.7%	↑



ACTIVITY



Month	Adjusted Scheduled Activity (UDA)	
	2017	2018
April	44	0
May	44	8
June	198	27
July	236	74
August	325	331
September	473	481
October	525	792
November	566	903
December	729	1,034
January	804	
February	911	
March	1,056	
April	1,103	
May	1,109	
June	1,125	

QUALITY

	Quantity	Base Number	Contract	AT	Region	England
% of FP17s for the same patient ID Re-attending within 3 months - Children	0	0	N/A	10.5%	11.6%	12.0%
% of FP17s for the same patient ID Re-attending within 3 months - Adults	1	439	0.2%	16.0%	16.7%	15.9%
% of FP17s for the same patient ID Re-attending between 3 & 9 months - Children	0	0	N/A	42.9%	47.3%	58.0%
% of FP17s for the same patient ID Re-attending between 3 & 9 months - Adults	2	439	0.5%	35.8%	38.3%	50.5%
% of FP17s for Band 1 Urgent Courses	0	415	0.0%	10.8%	10.5%	9.0%
% of FP17s Relating to Free Repair or Replacements	0	415	0.0%	0.5%	0.6%	0.8%
% of FP17s Relating to Continuations	0	415	0.0%	0.7%	0.8%	1.1%
% of Patients satisfied with the dentistry they have received	0	0	N/A	88.9%	89.0%	91.5%
% of Patients satisfied with the time they had to wait for an appointment	0	0	N/A	81.7%	84.2%	87.9%

* This is based on patients treated on this contract for their most recent course of treatment. Figures in italics indicate the base number of FP17s or Patient Questionnaire responses are less than 100. N/A is shown where the base number of responses is less than 10 during the period. % is calculated as Quantity/Base number*100

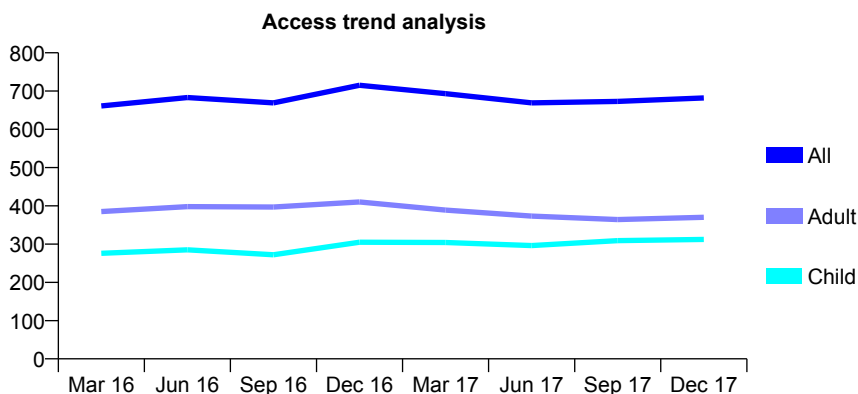
Q61 - Vital Signs At a Glance Contract Report for 237159/0002 - December 2017

Name or company name	MR HJ PAY
Contract type name	GDS Contract
Purpose of contract	General
Contract start date	01/05/2014
Contract end date	

17/18 Contracted general activity (UDA)	1,345
Carry forward general activity (UDA)	26
17/18 Contracted orthodontic activity (UOA)	0
Carry forward orthodontic activity (UOA)	0
Baseline contract value	£39,759.21

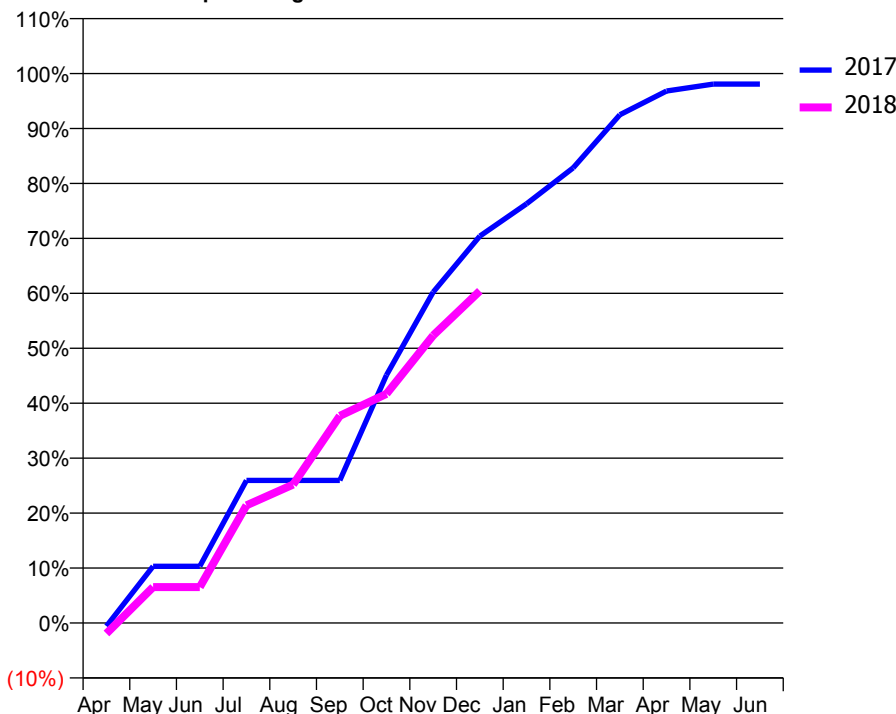
ACCESS*

Patients seen in 24 months	Total	Change since previous quarter
Quarter ending December 2016	715	
Quarter ending March 2017	693	↓
Quarter ending June 2017	669	↓
Quarter ending September 2017	673	→
Quarter ending December 2017	682	→
Variance since December 2016	(4.6%)	↓



ACTIVITY

Cumulative percentage of contracted UDA delivered 2017 & 2018



Month	Adjusted Scheduled Activity (UDA)	
	2017	2018
April	-8	-26
May	139	88
June	139	88
July	349	288
August	349	339
September	349	507
October	607	561
November	810	704
December	947	813
January	1,026	
February	1,114	
March	1,244	
April	1,302	
May	1,319	
June	1,319	

QUALITY

	Quantity	Base Number	Contract	AT	Region	England
% of FP17s for the same patient ID Re-attending within 3 months - Children	38	328	11.6%	10.5%	11.6%	12.0%
% of FP17s for the same patient ID Re-attending within 3 months - Adults	6	201	3.0%	16.0%	16.7%	15.9%
% of FP17s for the same patient ID Re-attending between 3 & 9 months - Children	150	328	45.7%	42.9%	47.3%	58.0%
% of FP17s for the same patient ID Re-attending between 3 & 9 months - Adults	61	201	30.3%	35.8%	38.3%	50.5%
% of FP17s for Band 1 Urgent Courses	0	482	0.0%	10.8%	10.5%	9.0%
% of FP17s Relating to Free Repair or Replacements	0	482	0.0%	0.5%	0.6%	0.8%
% of FP17s Relating to Continuations	6	482	1.2%	0.7%	0.8%	1.1%
% of Patients satisfied with the dentistry they have received	2	2	N/A	88.9%	89.0%	91.5%
% of Patients satisfied with the time they had to wait for an appointment	2	2	N/A	81.7%	84.2%	87.9%

* This is based on patients treated on this contract for their most recent course of treatment. Figures in italics indicate the base number of FP17s or Patient Questionnaire responses are less than 100. N/A is shown where the base number of responses is less than 10 during the period. % is calculated as Quantity/Base number*100

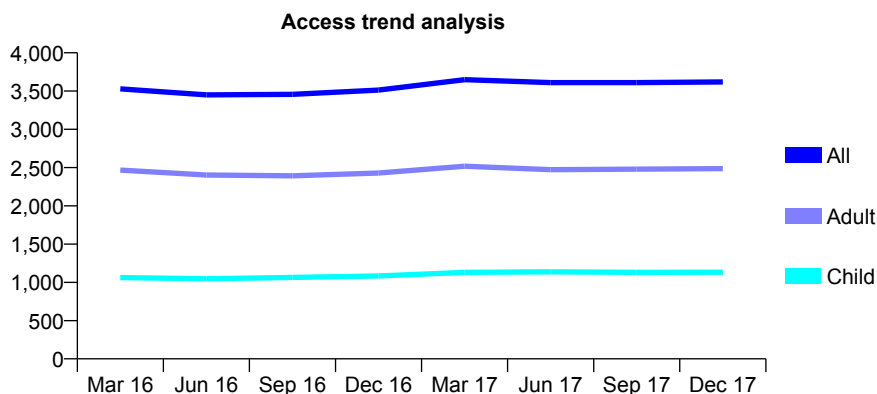
Q61 - Vital Signs At a Glance Contract Report for 238627/0001 - December 2017

Name or company name	Mr Bernard Weinbaum
Contract type name	GDS Contract
Purpose of contract	General
Contract start date	01/04/2006
Contract end date	

17/18 Contracted general activity (UDA)	6,804
Carry forward general activity (UDA)	-132
17/18 Contracted orthodontic activity (UOA)	0
Carry forward orthodontic activity (UOA)	0
Baseline contract value	£188,935.65

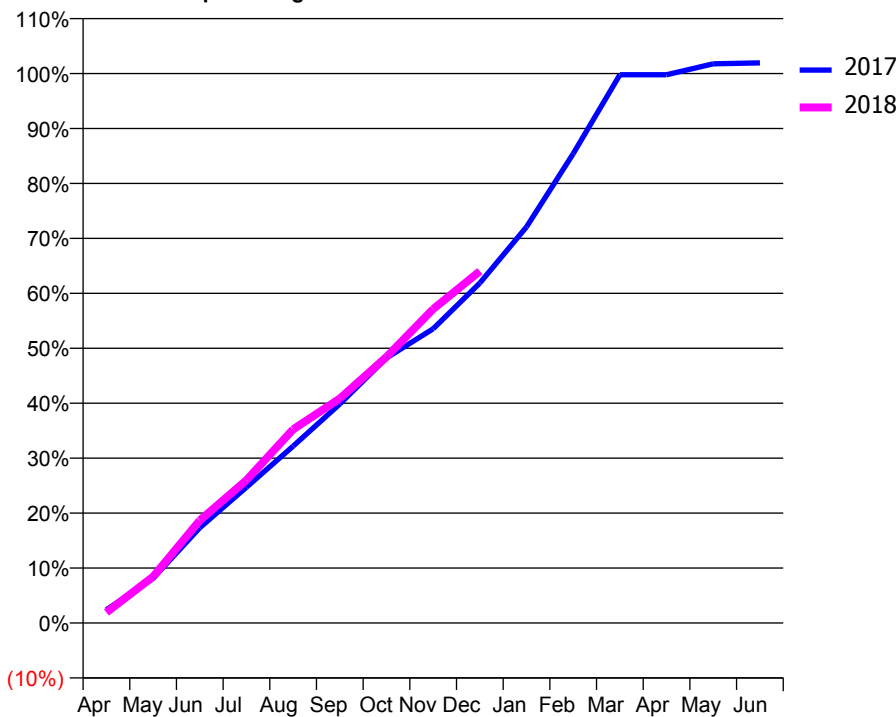
ACCESS*

Patients seen in 24 months	Total	Change since previous quarter
Quarter ending December 2016	3,513	
Quarter ending March 2017	3,649	↑
Quarter ending June 2017	3,610	↓
Quarter ending September 2017	3,610	→
Quarter ending December 2017	3,619	→
Variance since December 2016	3.0%	↑



ACTIVITY

Cumulative percentage of contracted UDA delivered 2017 & 2018



Month	Adjusted Scheduled Activity (UDA)	
	2017	2018
April	164	132
May	554	574
June	1,180	1,271
July	1,681	1,770
August	2,190	2,398
September	2,712	2,780
October	3,282	3,295
November	3,644	3,887
December	4,210	4,356
January	4,905	
February	5,811	
March	6,788	
April	6,788	
May	6,924	
June	6,936	

QUALITY

	Quantity	Base Number	Contract	AT	Region	England
% of FP17s for the same patient ID Re-attending within 3 months - Children	77	877	8.8%	10.5%	11.6%	12.0%
% of FP17s for the same patient ID Re-attending within 3 months - Adults	173	1,492	11.6%	16.0%	16.7%	15.9%
% of FP17s for the same patient ID Re-attending between 3 & 9 months - Children	329	877	37.5%	42.9%	47.3%	58.0%
% of FP17s for the same patient ID Re-attending between 3 & 9 months - Adults	372	1,492	24.9%	35.8%	38.3%	50.5%
% of FP17s for Band 1 Urgent Courses	199	2,274	8.8%	10.8%	10.5%	9.0%
% of FP17s Relating to Free Repair or Replacements	0	2,274	0.0%	0.5%	0.6%	0.8%
% of FP17s Relating to Continuations	39	2,274	1.7%	0.7%	0.8%	1.1%
% of Patients satisfied with the dentistry they have received	1	1	N/A	88.9%	89.0%	91.5%
% of Patients satisfied with the time they had to wait for an appointment	1	1	N/A	81.7%	84.2%	87.9%

* This is based on patients treated on this contract for their most recent course of treatment. Figures in italics indicate the base number of FP17s or Patient Questionnaire responses are less than 100. N/A is shown where the base number of responses is less than 10 during the period. % is calculated as Quantity/Base number*100

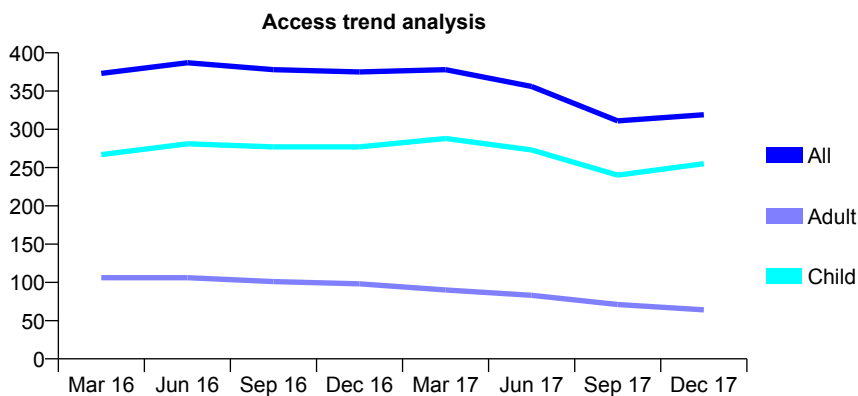
Q61 - Vital Signs At a Glance Contract Report for 241172/0001 - December 2017

Name or company name	MR RS RAO
Contract type name	GDS Contract
Purpose of contract	General
Contract start date	01/04/2006
Contract end date	

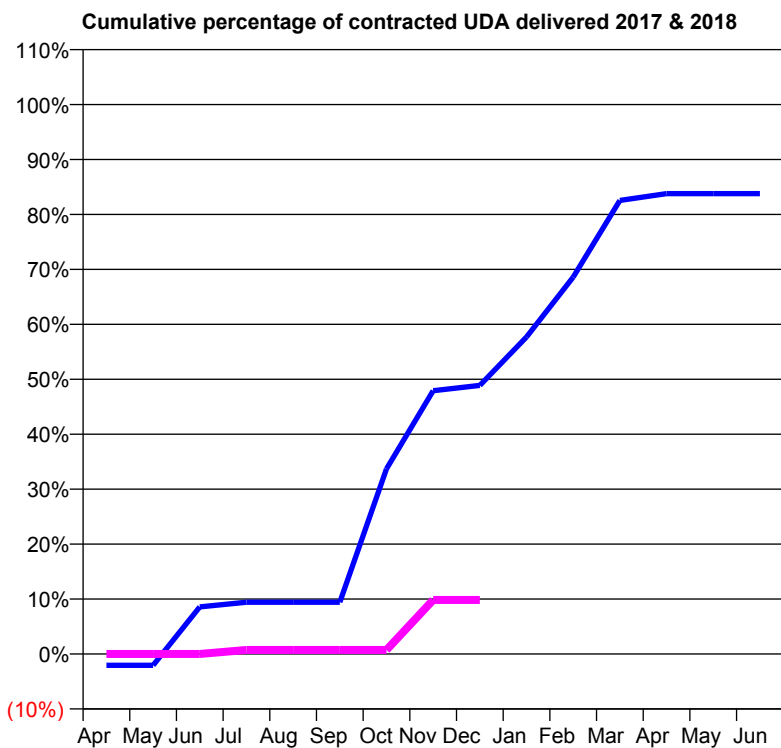
17/18 Contracted general activity (UDA)	817
Carry forward general activity (UDA)	0
17/18 Contracted orthodontic activity (UOA)	0
Carry forward orthodontic activity (UOA)	0
Baseline contract value	£20,204.32

ACCESS*

Patients seen in 24 months	Total	Change since previous quarter
Quarter ending December 2016	375	
Quarter ending March 2017	378	→
Quarter ending June 2017	356	↓
Quarter ending September 2017	311	↓
Quarter ending December 2017	319	↑
Variance since December 2016	(14.9%)	↓



ACTIVITY



Month	Adjusted Scheduled Activity (UDA)	
	2017	2018
April	-17	0
May	-17	0
June	70	0
July	77	6
August	77	6
September	77	6
October	275	6
November	391	80
December	399	80
January	471	
February	560	
March	674	
April	684	
May	684	
June	684	

QUALITY

	Quantity	Base Number	Contract	AT	Region	England
% of FP17s for the same patient ID Re-attending within 3 months - Children	5	169	3.0%	10.5%	11.6%	12.0%
% of FP17s for the same patient ID Re-attending within 3 months - Adults	1	15	6.7%	16.0%	16.7%	15.9%
% of FP17s for the same patient ID Re-attending between 3 & 9 months - Children	86	169	50.9%	42.9%	47.3%	58.0%
% of FP17s for the same patient ID Re-attending between 3 & 9 months - Adults	4	15	26.7%	35.8%	38.3%	50.5%
% of FP17s for Band 1 Urgent Courses	3	144	2.1%	10.8%	10.5%	9.0%
% of FP17s Relating to Free Repair or Replacements	0	144	0.0%	0.5%	0.6%	0.8%
% of FP17s Relating to Continuations	0	144	0.0%	0.7%	0.8%	1.1%
% of Patients satisfied with the dentistry they have received	0	0	N/A	88.9%	89.0%	91.5%
% of Patients satisfied with the time they had to wait for an appointment	0	0	N/A	81.7%	84.2%	87.9%

* This is based on patients treated on this contract for their most recent course of treatment. Figures in italics indicate the base number of FP17s or Patient Questionnaire responses are less than 100. N/A is shown where the base number of responses is less than 10 during the period. % is calculated as Quantity/Base number*100

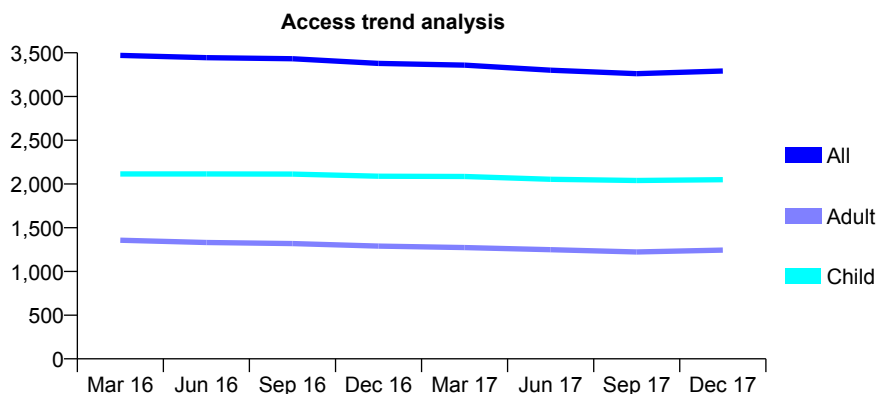
Q61 - Vital Signs At a Glance Contract Report for 244538/0001 - December 2017

Name or company name	MR MS MACMANUS
Contract type name	GDS Contract
Purpose of contract	General
Contract start date	01/04/2006
Contract end date	

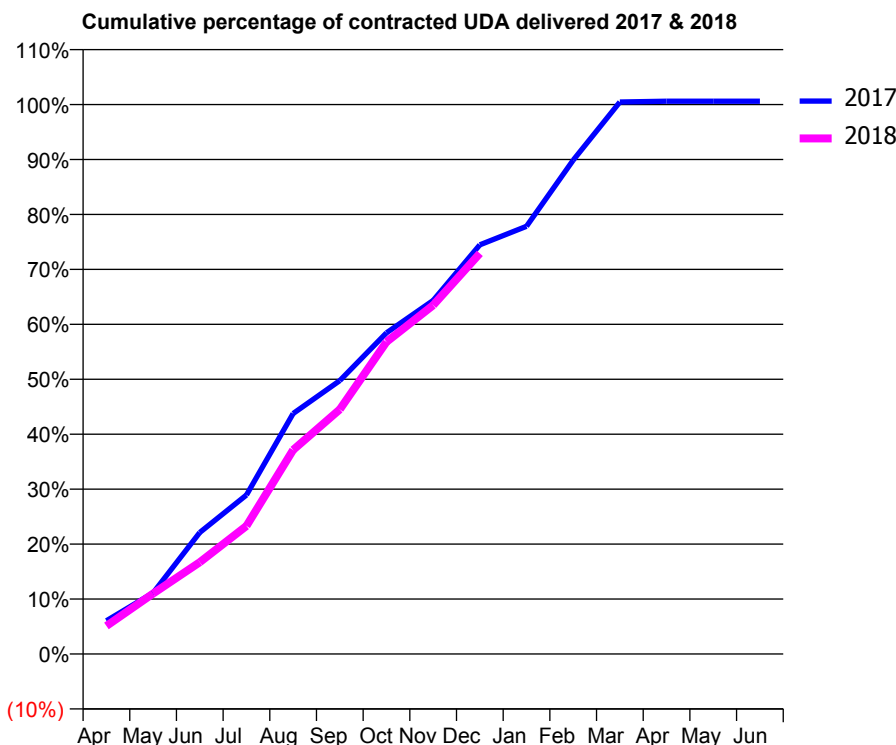
17/18 Contracted general activity (UDA)	9,054
Carry forward general activity (UDA)	-53
17/18 Contracted orthodontic activity (UOA)	0
Carry forward orthodontic activity (UOA)	0
Baseline contract value	£219,607.91

ACCESS*

Patients seen in 24 months	Total	Change since previous quarter
Quarter ending December 2016	3,378	
Quarter ending March 2017	3,359	→
Quarter ending June 2017	3,301	↓
Quarter ending September 2017	3,261	↓
Quarter ending December 2017	3,292	→
Variance since December 2016	(2.5%)	↓



ACTIVITY



Month	Adjusted Scheduled Activity (UDA)	
	2017	2018
April	548	463
May	1,007	997
June	2,002	1,513
July	2,620	2,111
August	3,963	3,363
September	4,506	4,031
October	5,291	5,142
November	5,826	5,747
December	6,742	6,602
January	7,047	
February	8,138	
March	9,094	
April	9,107	
May	9,107	
June	9,107	

QUALITY

	Quantity	Base Number	Contract	AT	Region	England
% of FP17s for the same patient ID Re-attending within 3 months - Children	111	1,998	5.6%	10.5%	11.6%	12.0%
% of FP17s for the same patient ID Re-attending within 3 months - Adults	159	906	17.5%	16.0%	16.7%	15.9%
% of FP17s for the same patient ID Re-attending between 3 & 9 months - Children	998	1,998	49.9%	42.9%	47.3%	58.0%
% of FP17s for the same patient ID Re-attending between 3 & 9 months - Adults	341	906	37.6%	35.8%	38.3%	50.5%
% of FP17s for Band 1 Urgent Courses	234	2,896	8.1%	10.8%	10.5%	9.0%
% of FP17s Relating to Free Repair or Replacements	1	2,896	0.0%	0.5%	0.6%	0.8%
% of FP17s Relating to Continuations	0	2,896	0.0%	0.7%	0.8%	1.1%
% of Patients satisfied with the dentistry they have received	6	6	N/A	88.9%	89.0%	91.5%
% of Patients satisfied with the time they had to wait for an appointment	5	6	N/A	81.7%	84.2%	87.9%

* This is based on patients treated on this contract for their most recent course of treatment. Figures in italics indicate the base number of FP17s or Patient Questionnaire responses are less than 100. N/A is shown where the base number of responses is less than 10 during the period. % is calculated as Quantity/Base number*100

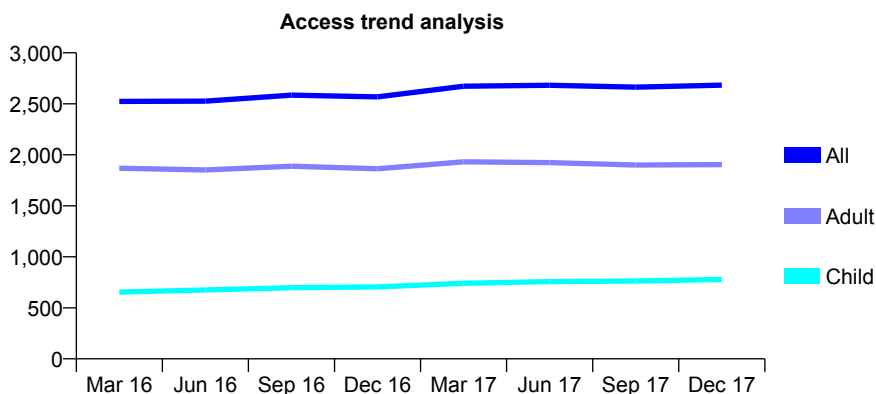
Q61 - Vital Signs At a Glance Contract Report for 245690/0002 - December 2017

Name or company name	MR N AGRAWAL
Contract type name	GDS Contract
Purpose of contract	General
Contract start date	01/04/2006
Contract end date	

17/18 Contracted general activity (UDA)	5,231
Carry forward general activity (UDA)	4
17/18 Contracted orthodontic activity (UOA)	0
Carry forward orthodontic activity (UOA)	0
Baseline contract value	£170,654.78

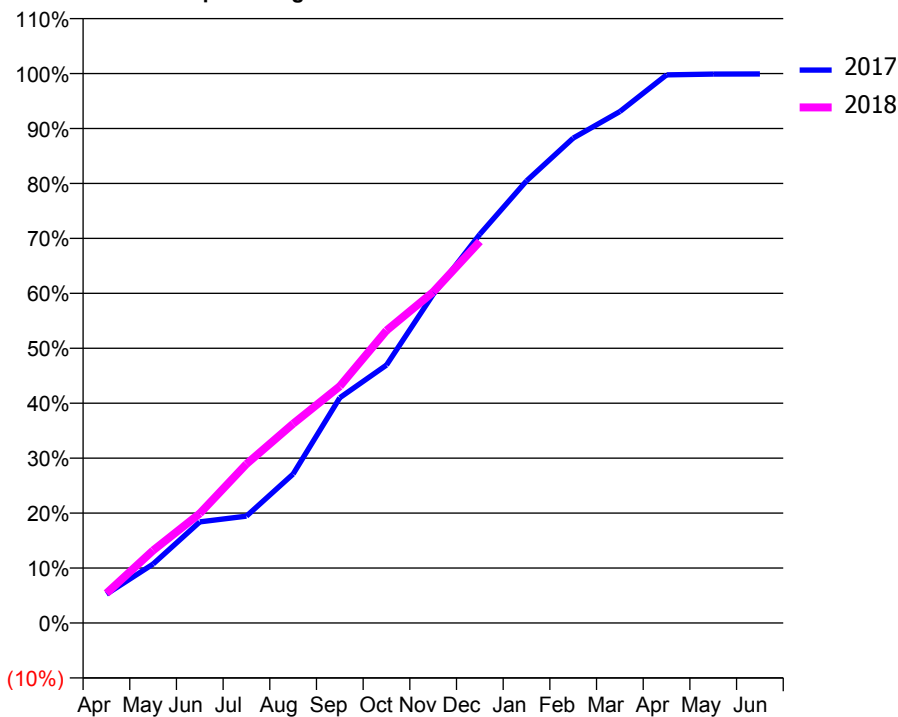
ACCESS*

Patients seen in 24 months	Total	Change since previous quarter
Quarter ending December 2016	2,568	
Quarter ending March 2017	2,672	↑
Quarter ending June 2017	2,682	→
Quarter ending September 2017	2,663	→
Quarter ending December 2017	2,683	→
Variance since December 2016	4.5%	↑



ACTIVITY

Cumulative percentage of contracted UDA delivered 2017 & 2018



Month	Adjusted Scheduled Activity (UDA)	
	2017	2018
April	274	282
May	562	691
June	962	1,043
July	1,017	1,513
August	1,419	1,897
September	2,145	2,254
October	2,455	2,784
November	3,129	3,151
December	3,700	3,632
January	4,208	
February	4,616	
March	4,869	
April	5,218	
May	5,226	
June	5,227	

QUALITY

	Quantity	Base Number	Contract	AT	Region	England
% of FP17s for the same patient ID Re-attending within 3 months - Children	59	704	8.4%	10.5%	11.6%	12.0%
% of FP17s for the same patient ID Re-attending within 3 months - Adults	213	1,475	14.4%	16.0%	16.7%	15.9%
% of FP17s for the same patient ID Re-attending between 3 & 9 months - Children	287	704	40.8%	42.9%	47.3%	58.0%
% of FP17s for the same patient ID Re-attending between 3 & 9 months - Adults	457	1,475	31.0%	35.8%	38.3%	50.5%
% of FP17s for Band 1 Urgent Courses	206	1,571	13.1%	10.8%	10.5%	9.0%
% of FP17s Relating to Free Repair or Replacements	7	1,571	0.4%	0.5%	0.6%	0.8%
% of FP17s Relating to Continuations	26	1,571	1.7%	0.7%	0.8%	1.1%
% of Patients satisfied with the dentistry they have received	2	3	N/A	88.9%	89.0%	91.5%
% of Patients satisfied with the time they had to wait for an appointment	1	3	N/A	81.7%	84.2%	87.9%

* This is based on patients treated on this contract for their most recent course of treatment. Figures in italics indicate the base number of FP17s or Patient Questionnaire responses are less than 100. N/A is shown where the base number of responses is less than 10 during the period. % is calculated as Quantity/Base number*100

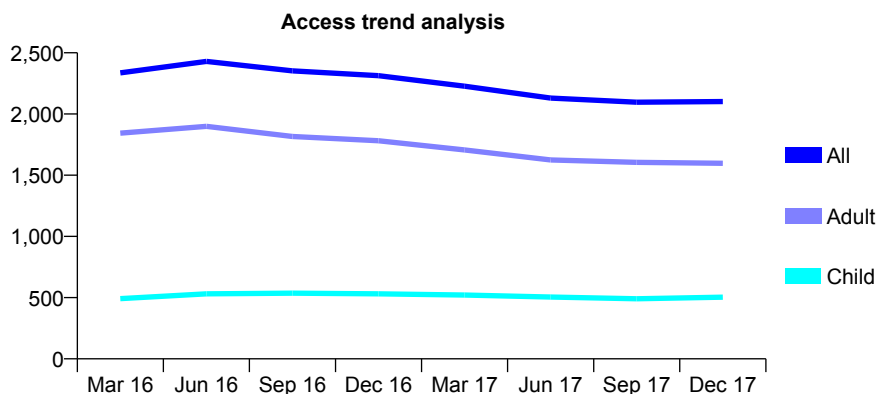
Q61 - Vital Signs At a Glance Contract Report for 250279/0004 - December 2017

Name or company name	MR S OLUBUNMI-OKE
Contract type name	GDS Contract
Purpose of contract	General
Contract start date	01/06/2014
Contract end date	

17/18 Contracted general activity (UDA)	9,194
Carry forward general activity (UDA)	-81
17/18 Contracted orthodontic activity (UOA)	0
Carry forward orthodontic activity (UOA)	0
Baseline contract value	£286,893.13

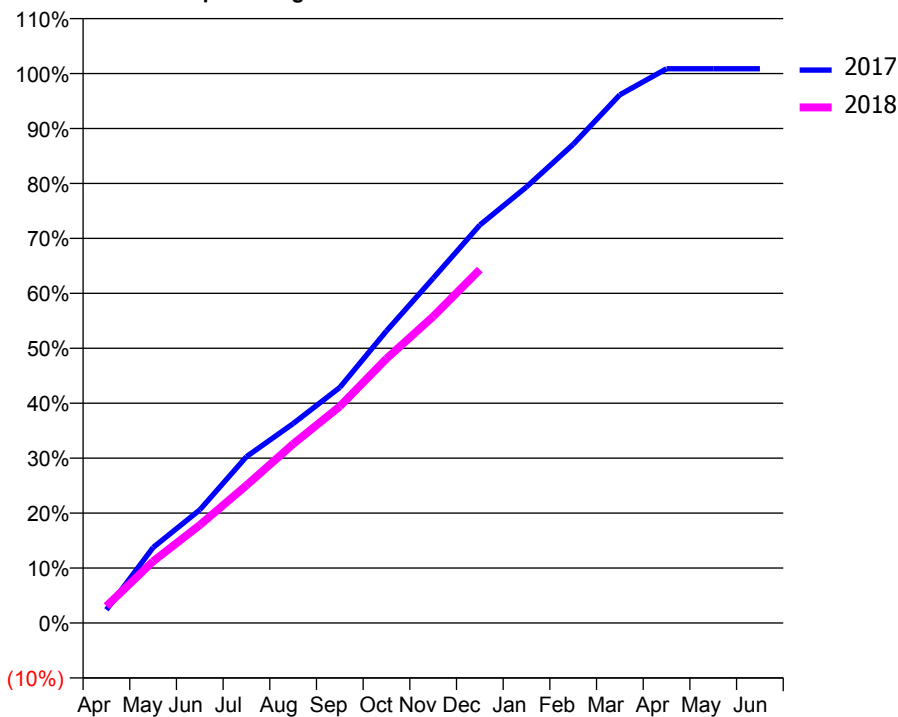
ACCESS*

Patients seen in 24 months	Total	Change since previous quarter
Quarter ending December 2016	2,313	
Quarter ending March 2017	2,227	↓
Quarter ending June 2017	2,130	↓
Quarter ending September 2017	2,096	↓
Quarter ending December 2017	2,102	→
Variance since December 2016	(9.1%)	↓



ACTIVITY

Cumulative percentage of contracted UDA delivered 2017 & 2018



Month	Adjusted Scheduled Activity (UDA)	
	2017	2018
April	222	281
May	1,264	1,032
June	1,892	1,638
July	2,782	2,304
August	3,336	2,996
September	3,941	3,625
October	4,888	4,423
November	5,769	5,128
December	6,658	5,913
January	7,297	
February	8,009	
March	8,839	
April	9,275	
May	9,275	
June	9,275	

QUALITY

	Quantity	Base Number	Contract	AT	Region	England
% of FP17s for the same patient ID Re-attending within 3 months - Children	66	507	13.0%	10.5%	11.6%	12.0%
% of FP17s for the same patient ID Re-attending within 3 months - Adults	200	1,232	16.2%	16.0%	16.7%	15.9%
% of FP17s for the same patient ID Re-attending between 3 & 9 months - Children	264	507	52.1%	42.9%	47.3%	58.0%
% of FP17s for the same patient ID Re-attending between 3 & 9 months - Adults	462	1,232	37.5%	35.8%	38.3%	50.5%
% of FP17s for Band 1 Urgent Courses	146	1,656	8.8%	10.8%	10.5%	9.0%
% of FP17s Relating to Free Repair or Replacements	20	1,656	1.2%	0.5%	0.6%	0.8%
% of FP17s Relating to Continuations	3	1,656	0.2%	0.7%	0.8%	1.1%
% of Patients satisfied with the dentistry they have received	1	1	N/A	88.9%	89.0%	91.5%
% of Patients satisfied with the time they had to wait for an appointment	1	1	N/A	81.7%	84.2%	87.9%

* This is based on patients treated on this contract for their most recent course of treatment. Figures in italics indicate the base number of FP17s or Patient Questionnaire responses are less than 100. N/A is shown where the base number of responses is less than 10 during the period. % is calculated as Quantity/Base number*100

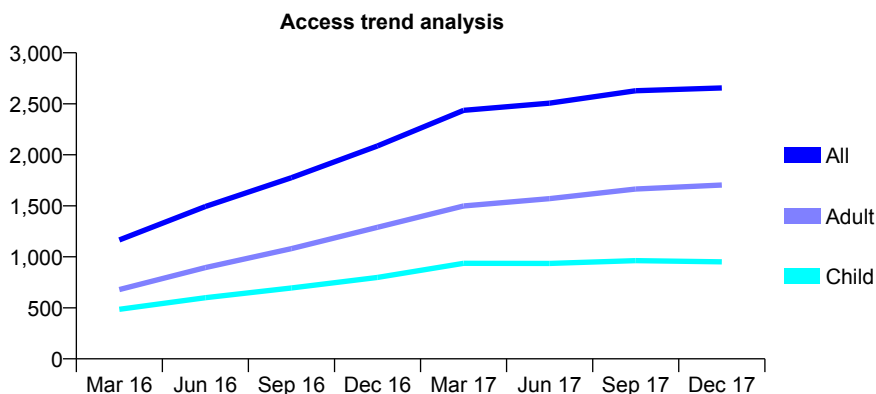
Q61 - Vital Signs At a Glance Contract Report for 250643/0001 - December 2017

Name or company name	MISS SY BHUIYAN
Contract type name	GDS Contract
Purpose of contract	General and Orthodontic
Contract start date	01/06/2015
Contract end date	

17/18 Contracted general activity (UDA)	5,300
Carry forward general activity (UDA)	-26
17/18 Contracted orthodontic activity (UOA)	6,850
Carry forward orthodontic activity (UOA)	78
Baseline contract value	£721,557.38

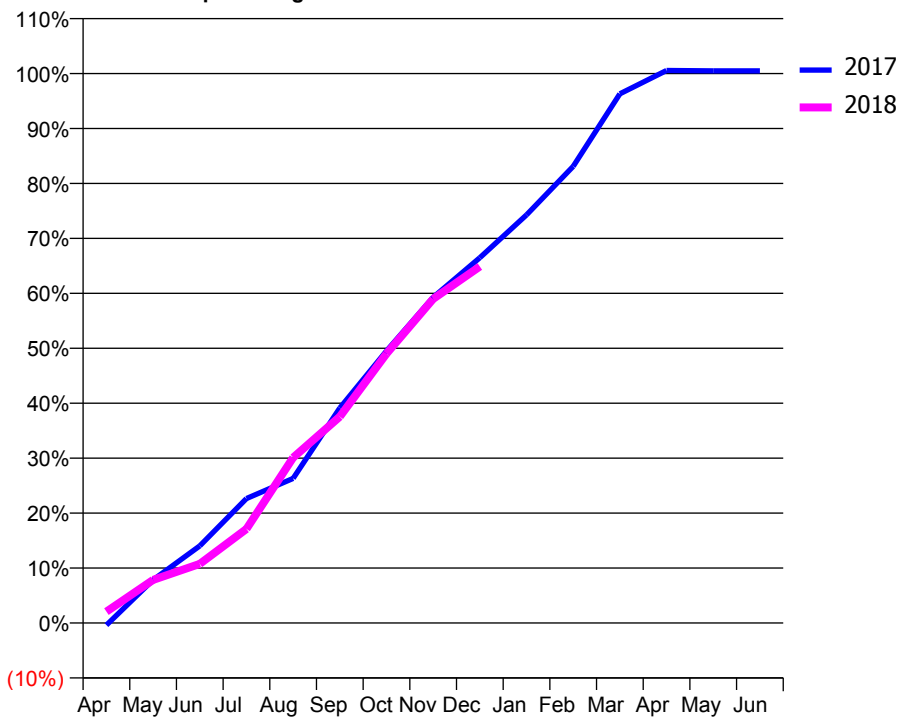
ACCESS*

Patients seen in 24 months	Total	Change since previous quarter
Quarter ending December 2016	2,087	
Quarter ending March 2017	2,436	↑
Quarter ending June 2017	2,506	↑
Quarter ending September 2017	2,628	↑
Quarter ending December 2017	2,655	→
Variance since December 2016	27.2%	↑



ACTIVITY

Cumulative percentage of contracted UDA delivered 2017 & 2018



Month	Adjusted Scheduled Activity (UDA)	
	2017	2018
April	-21	111
May	416	416
June	743	570
July	1,201	907
August	1,395	1,595
September	2,074	1,990
October	2,625	2,597
November	3,142	3,126
December	3,524	3,438
January	3,936	
February	4,404	
March	5,104	
April	5,329	
May	5,326	
June	5,326	

QUALITY

	Quantity	Base Number	Contract	AT	Region	England
% of FP17s for the same patient ID Re-attending within 3 months - Children	124	962	12.9%	10.5%	11.6%	12.0%
% of FP17s for the same patient ID Re-attending within 3 months - Adults	153	1,078	14.2%	16.0%	16.7%	15.9%
% of FP17s for the same patient ID Re-attending between 3 & 9 months - Children	211	962	21.9%	42.9%	47.3%	58.0%
% of FP17s for the same patient ID Re-attending between 3 & 9 months - Adults	201	1,078	18.6%	35.8%	38.3%	50.5%
% of FP17s for Band 1 Urgent Courses	101	1,534	6.6%	10.8%	10.5%	9.0%
% of FP17s Relating to Free Repair or Replacements	2	1,534	0.1%	0.5%	0.6%	0.8%
% of FP17s Relating to Continuations	3	1,534	0.2%	0.7%	0.8%	1.1%
% of Patients satisfied with the dentistry they have received	1	1	N/A	88.9%	89.0%	91.5%
% of Patients satisfied with the time they had to wait for an appointment	1	1	N/A	81.7%	84.2%	87.9%

* This is based on patients treated on this contract for their most recent course of treatment. Figures in italics indicate the base number of FP17s or Patient Questionnaire responses are less than 100. N/A is shown where the base number of responses is less than 10 during the period. % is calculated as Quantity/Base number*100

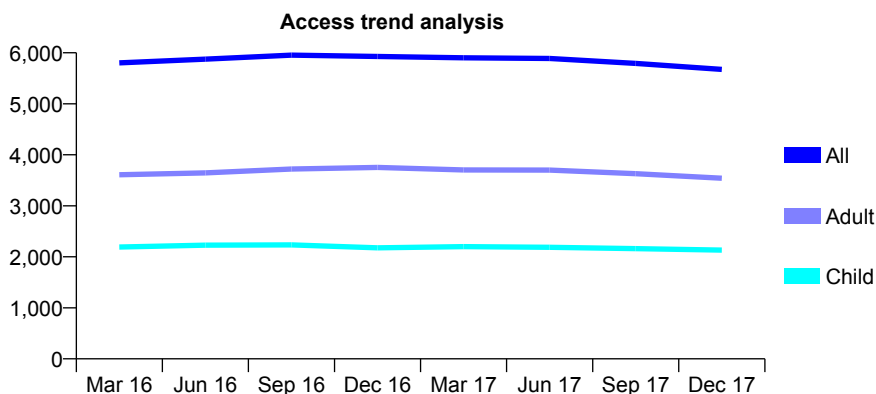
Q61 - Vital Signs At a Glance Contract Report for 250678/0001 - December 2017

Name or company name	MR GS COHEN
Contract type name	GDS Contract
Purpose of contract	General
Contract start date	01/04/2006
Contract end date	

17/18 Contracted general activity (UDA)	12,460
Carry forward general activity (UDA)	-204
17/18 Contracted orthodontic activity (UOA)	0
Carry forward orthodontic activity (UOA)	0
Baseline contract value	£319,085.21

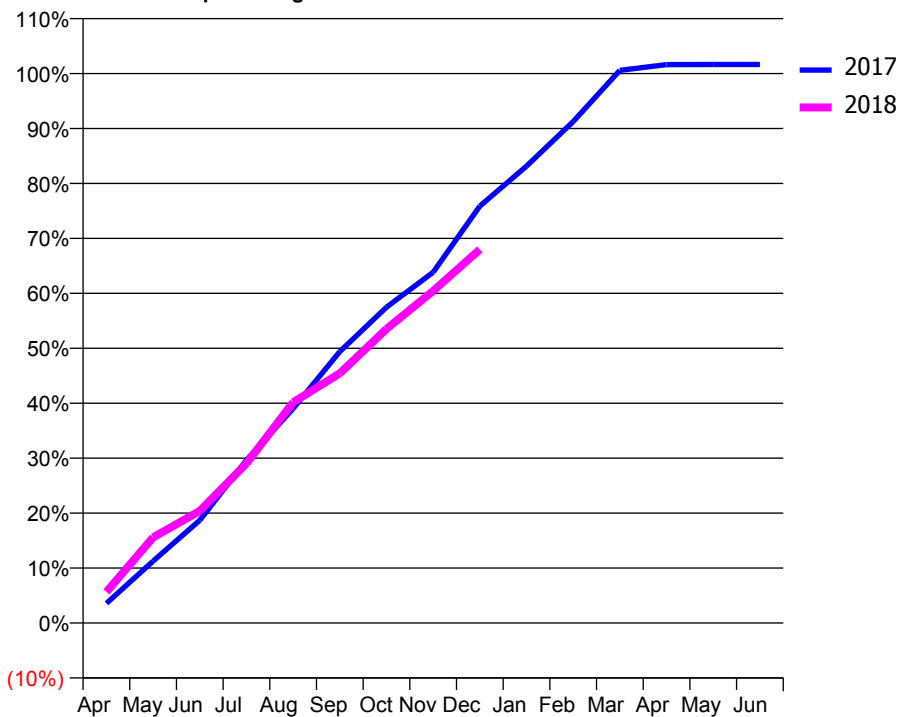
ACCESS*

Patients seen in 24 months	Total	Change since previous quarter
Quarter ending December 2016	5,928	
Quarter ending March 2017	5,902	→
Quarter ending June 2017	5,888	→
Quarter ending September 2017	5,791	↓
Quarter ending December 2017	5,675	↓
Variance since December 2016	(4.3%)	↓



ACTIVITY

Cumulative percentage of contracted UDA delivered 2017 & 2018



Month	Adjusted Scheduled Activity (UDA)	
	2017	2018
April	446	705
May	1,405	1,944
June	2,331	2,541
July	3,694	3,619
August	4,864	5,004
September	6,156	5,661
October	7,160	6,668
November	7,954	7,532
December	9,454	8,472
January	10,361	
February	11,371	
March	12,533	
April	12,661	
May	12,664	
June	12,664	

QUALITY

	Quantity	Base Number	Contract	AT	Region	England
% of FP17s for the same patient ID Re-attending within 3 months - Children	117	1,769	6.6%	10.5%	11.6%	12.0%
% of FP17s for the same patient ID Re-attending within 3 months - Adults	492	2,732	18.0%	16.0%	16.7%	15.9%
% of FP17s for the same patient ID Re-attending between 3 & 9 months - Children	609	1,769	34.4%	42.9%	47.3%	58.0%
% of FP17s for the same patient ID Re-attending between 3 & 9 months - Adults	944	2,732	34.6%	35.8%	38.3%	50.5%
% of FP17s for Band 1 Urgent Courses	562	4,413	12.7%	10.8%	10.5%	9.0%
% of FP17s Relating to Free Repair or Replacements	28	4,413	0.6%	0.5%	0.6%	0.8%
% of FP17s Relating to Continuations	21	4,413	0.5%	0.7%	0.8%	1.1%
% of Patients satisfied with the dentistry they have received	3	3	N/A	88.9%	89.0%	91.5%
% of Patients satisfied with the time they had to wait for an appointment	2	3	N/A	81.7%	84.2%	87.9%

* This is based on patients treated on this contract for their most recent course of treatment. Figures in italics indicate the base number of FP17s or Patient Questionnaire responses are less than 100. N/A is shown where the base number of responses is less than 10 during the period. % is calculated as Quantity/Base number*100

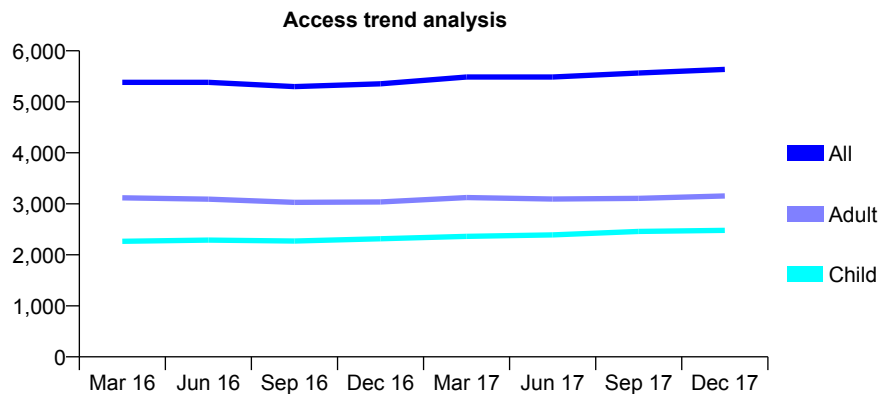
Q61 - Vital Signs At a Glance Contract Report for 250805/0001 - December 2017

Name or company name	MRS A CHAGGER
Contract type name	GDS Contract
Purpose of contract	General
Contract start date	01/04/2006
Contract end date	

17/18 Contracted general activity (UDA)	20,606
Carry forward general activity (UDA)	448
17/18 Contracted orthodontic activity (UOA)	0
Carry forward orthodontic activity (UOA)	0
Baseline contract value	£590,477.94

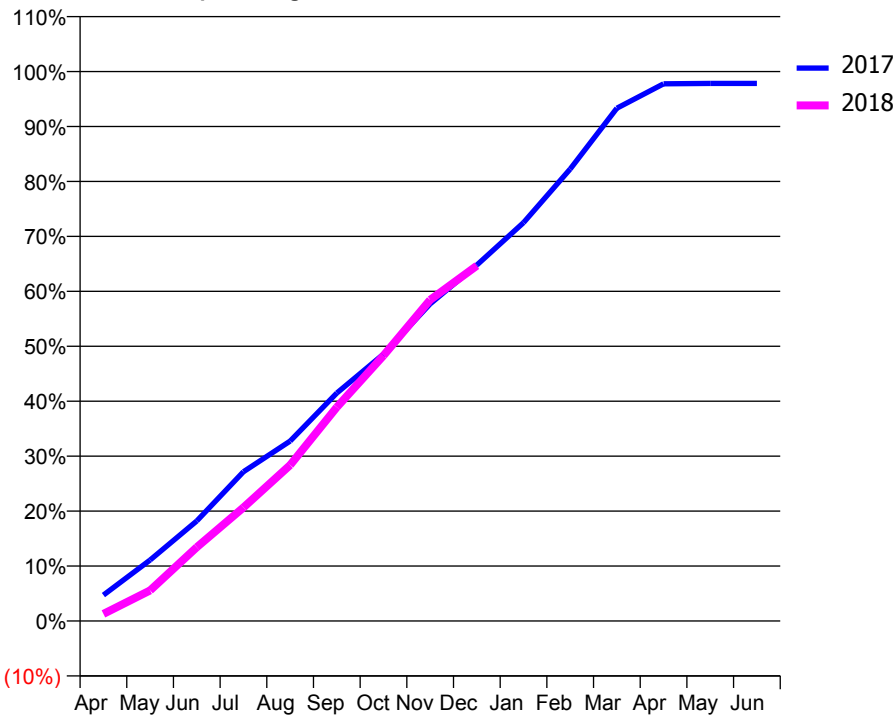
ACCESS*

Patients seen in 24 months	Total	Change since previous quarter
Quarter ending December 2016	5,352	
Quarter ending March 2017	5,486	↑
Quarter ending June 2017	5,485	→
Quarter ending September 2017	5,565	→
Quarter ending December 2017	5,634	→
Variance since December 2016	5.3%	↑



ACTIVITY

Cumulative percentage of contracted UDA delivered 2017 & 2018



Month	Adjusted Scheduled Activity (UDA)	
	2017	2018
April	975	266
May	2,286	1,150
June	3,751	2,768
July	5,596	4,258
August	6,750	5,849
September	8,546	8,020
October	10,008	9,953
November	11,894	12,044
December	13,348	13,322
January	14,937	
February	16,949	
March	19,229	
April	20,144	
May	20,158	
June	20,158	

QUALITY

	Quantity	Base Number	Contract	AT	Region	England
% of FP17s for the same patient ID Re-attending within 3 months - Children	137	2,090	6.6%	10.5%	11.6%	12.0%
% of FP17s for the same patient ID Re-attending within 3 months - Adults	379	2,539	14.9%	16.0%	16.7%	15.9%
% of FP17s for the same patient ID Re-attending between 3 & 9 months - Children	953	2,090	45.6%	42.9%	47.3%	58.0%
% of FP17s for the same patient ID Re-attending between 3 & 9 months - Adults	802	2,539	31.6%	35.8%	38.3%	50.5%
% of FP17s for Band 1 Urgent Courses	478	4,346	11.0%	10.8%	10.5%	9.0%
% of FP17s Relating to Free Repair or Replacements	1	4,346	0.0%	0.5%	0.6%	0.8%
% of FP17s Relating to Continuations	2	4,346	0.0%	0.7%	0.8%	1.1%
% of Patients satisfied with the dentistry they have received	5	5	N/A	88.9%	89.0%	91.5%
% of Patients satisfied with the time they had to wait for an appointment	5	5	N/A	81.7%	84.2%	87.9%

* This is based on patients treated on this contract for their most recent course of treatment. Figures in italics indicate the base number of FP17s or Patient Questionnaire responses are less than 100. N/A is shown where the base number of responses is less than 10 during the period. % is calculated as Quantity/Base number*100

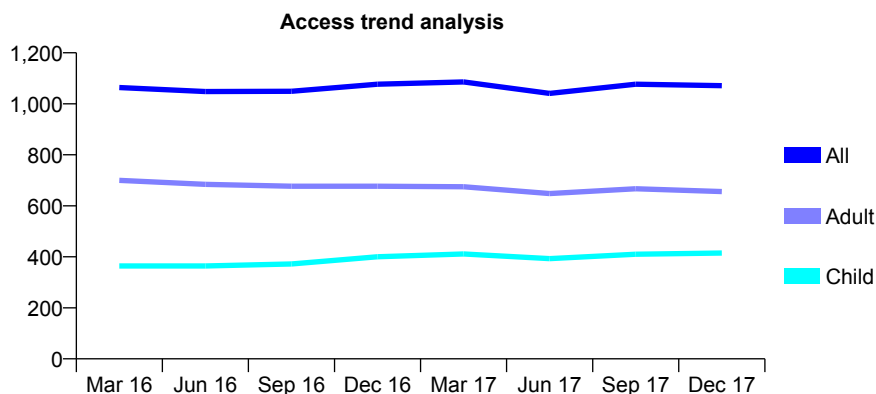
Q61 - Vital Signs At a Glance Contract Report for 250805/0004 - December 2017

Name or company name	MRS A CHAGGER
Contract type name	GDS Contract
Purpose of contract	General
Contract start date	01/02/2011
Contract end date	

17/18 Contracted general activity (UDA)	3,369
Carry forward general activity (UDA)	41
17/18 Contracted orthodontic activity (UOA)	0
Carry forward orthodontic activity (UOA)	0
Baseline contract value	£104,229.03

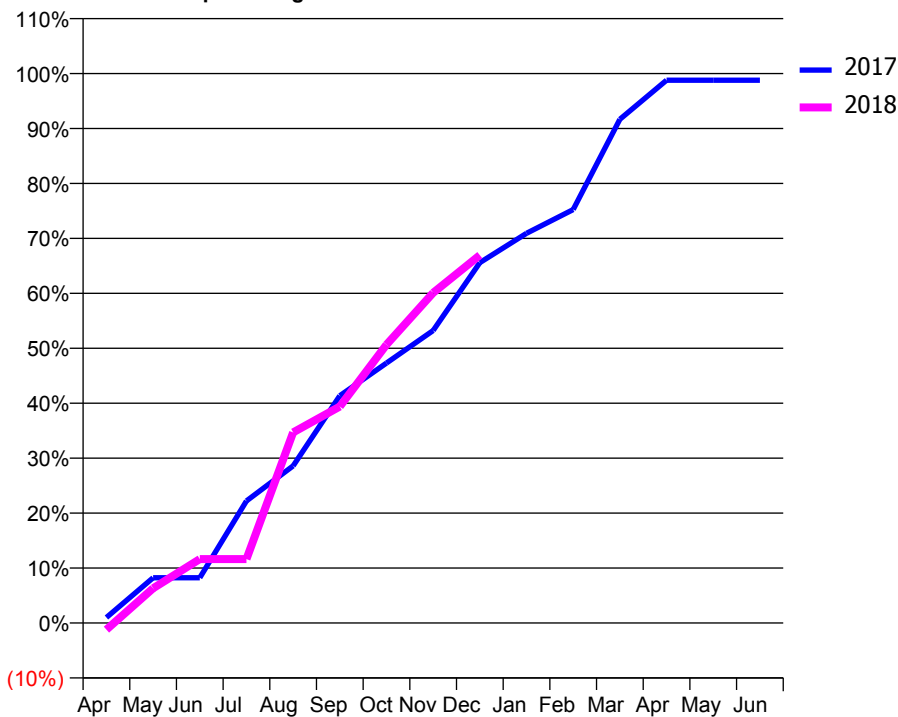
ACCESS*

Patients seen in 24 months	Total	Change since previous quarter
Quarter ending December 2016	1,077	
Quarter ending March 2017	1,086	→
Quarter ending June 2017	1,041	↓
Quarter ending September 2017	1,077	↑
Quarter ending December 2017	1,071	→
Variance since December 2016	(0.6%)	→



ACTIVITY

Cumulative percentage of contracted UDA delivered 2017 & 2018



Month	Adjusted Scheduled Activity (UDA)	
	2017	2018
April	34	-41
May	278	213
June	278	392
July	749	392
August	964	1,168
September	1,394	1,327
October	1,594	1,707
November	1,794	2,024
December	2,210	2,255
January	2,389	
February	2,535	
March	3,089	
April	3,328	
May	3,328	
June	3,328	

QUALITY

	Quantity	Base Number	Contract	AT	Region	England
% of FP17s for the same patient ID Re-attending within 3 months - Children	35	471	7.4%	10.5%	11.6%	12.0%
% of FP17s for the same patient ID Re-attending within 3 months - Adults	59	698	8.5%	16.0%	16.7%	15.9%
% of FP17s for the same patient ID Re-attending between 3 & 9 months - Children	278	471	59.0%	42.9%	47.3%	58.0%
% of FP17s for the same patient ID Re-attending between 3 & 9 months - Adults	441	698	63.2%	35.8%	38.3%	50.5%
% of FP17s for Band 1 Urgent Courses	55	1,079	5.1%	10.8%	10.5%	9.0%
% of FP17s Relating to Free Repair or Replacements	3	1,079	0.3%	0.5%	0.6%	0.8%
% of FP17s Relating to Continuations	1	1,079	0.1%	0.7%	0.8%	1.1%
% of Patients satisfied with the dentistry they have received	2	2	N/A	88.9%	89.0%	91.5%
% of Patients satisfied with the time they had to wait for an appointment	2	2	N/A	81.7%	84.2%	87.9%

* This is based on patients treated on this contract for their most recent course of treatment. Figures in italics indicate the base number of FP17s or Patient Questionnaire responses are less than 100. N/A is shown where the base number of responses is less than 10 during the period. % is calculated as Quantity/Base number*100

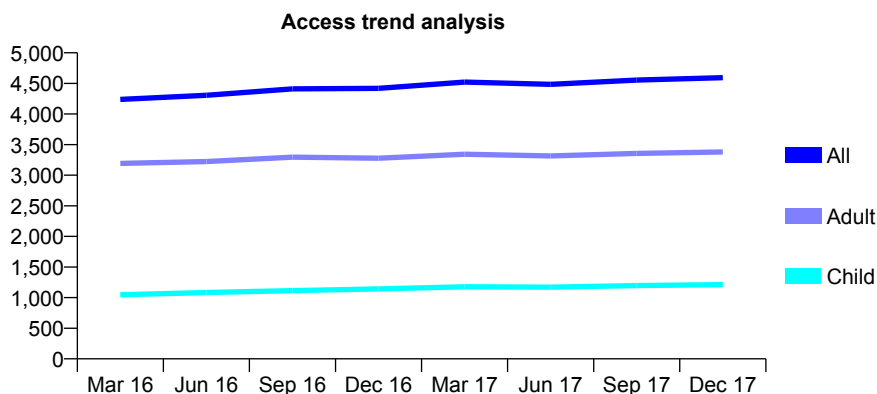
Q61 - Vital Signs At a Glance Contract Report for 251348/0001 - December 2017

Name or company name	MR A MOTAMEDARDAMEH
Contract type name	GDS Contract
Purpose of contract	General
Contract start date	01/04/2006
Contract end date	

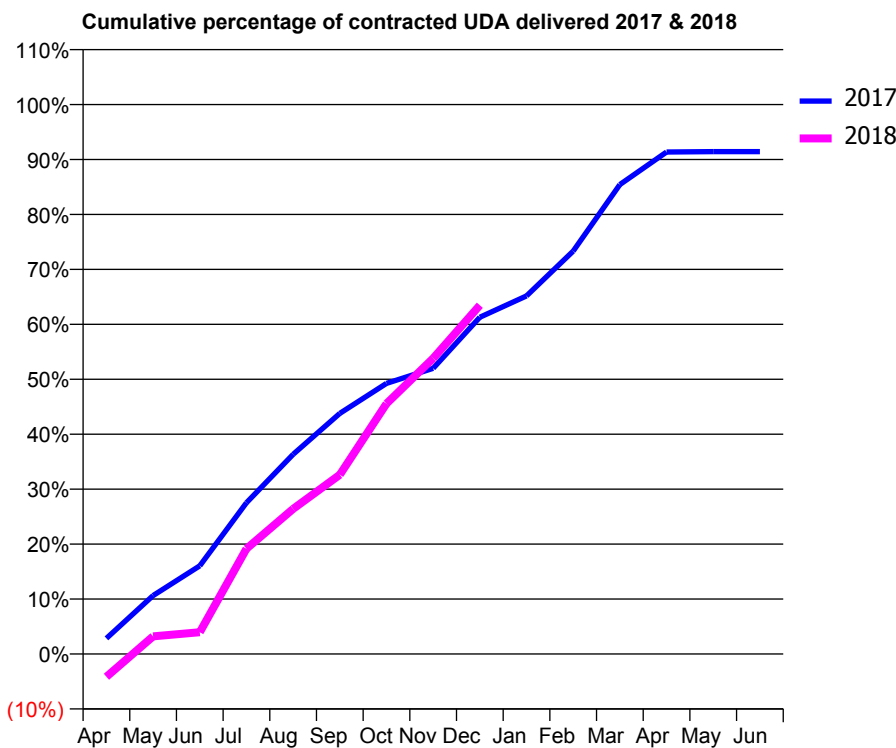
17/18 Contracted general activity (UDA)	15,139
Carry forward general activity (UDA)	1,300
17/18 Contracted orthodontic activity (UOA)	0
Carry forward orthodontic activity (UOA)	0
Baseline contract value	£394,327.59

ACCESS*

Patients seen in 24 months	Total	Change since previous quarter
Quarter ending December 2016	4,419	
Quarter ending March 2017	4,521	↑
Quarter ending June 2017	4,485	→
Quarter ending September 2017	4,555	→
Quarter ending December 2017	4,593	→
Variance since December 2016	3.9%	↑



ACTIVITY



Month	Adjusted Scheduled Activity (UDA)	
	2017	2018
April	430	-629
May	1,611	485
June	2,432	601
July	4,167	2,902
August	5,503	3,997
September	6,629	4,941
October	7,454	6,898
November	7,873	8,148
December	9,278	9,608
January	9,867	
February	11,102	
March	12,935	
April	13,828	
May	13,839	
June	13,839	

QUALITY

	Quantity	Base Number	Contract	AT	Region	England
% of FP17s for the same patient ID Re-attending within 3 months - Children	77	1,016	7.6%	10.5%	11.6%	12.0%
% of FP17s for the same patient ID Re-attending within 3 months - Adults	519	2,724	19.1%	16.0%	16.7%	15.9%
% of FP17s for the same patient ID Re-attending between 3 & 9 months - Children	407	1,016	40.1%	42.9%	47.3%	58.0%
% of FP17s for the same patient ID Re-attending between 3 & 9 months - Adults	761	2,724	27.9%	35.8%	38.3%	50.5%
% of FP17s for Band 1 Urgent Courses	597	3,501	17.1%	10.8%	10.5%	9.0%
% of FP17s Relating to Free Repair or Replacements	9	3,501	0.3%	0.5%	0.6%	0.8%
% of FP17s Relating to Continuations	20	3,501	0.6%	0.7%	0.8%	1.1%
% of Patients satisfied with the dentistry they have received	7	7	N/A	88.9%	89.0%	91.5%
% of Patients satisfied with the time they had to wait for an appointment	7	7	N/A	81.7%	84.2%	87.9%

* This is based on patients treated on this contract for their most recent course of treatment. Figures in italics indicate the base number of FP17s or Patient Questionnaire responses are less than 100. N/A is shown where the base number of responses is less than 10 during the period. % is calculated as Quantity/Base number*100

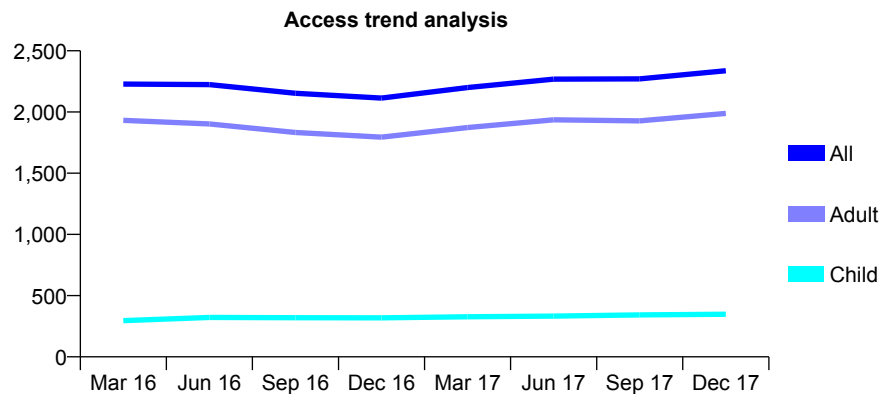
Q61 - Vital Signs At a Glance Contract Report for 256722/0001 - December 2017

Name or company name	MR S PATEL
Contract type name	GDS Contract
Purpose of contract	General
Contract start date	01/04/2006
Contract end date	

17/18 Contracted general activity (UDA)	4,834
Carry forward general activity (UDA)	104
17/18 Contracted orthodontic activity (UOA)	0
Carry forward orthodontic activity (UOA)	0
Baseline contract value	£172,586.27

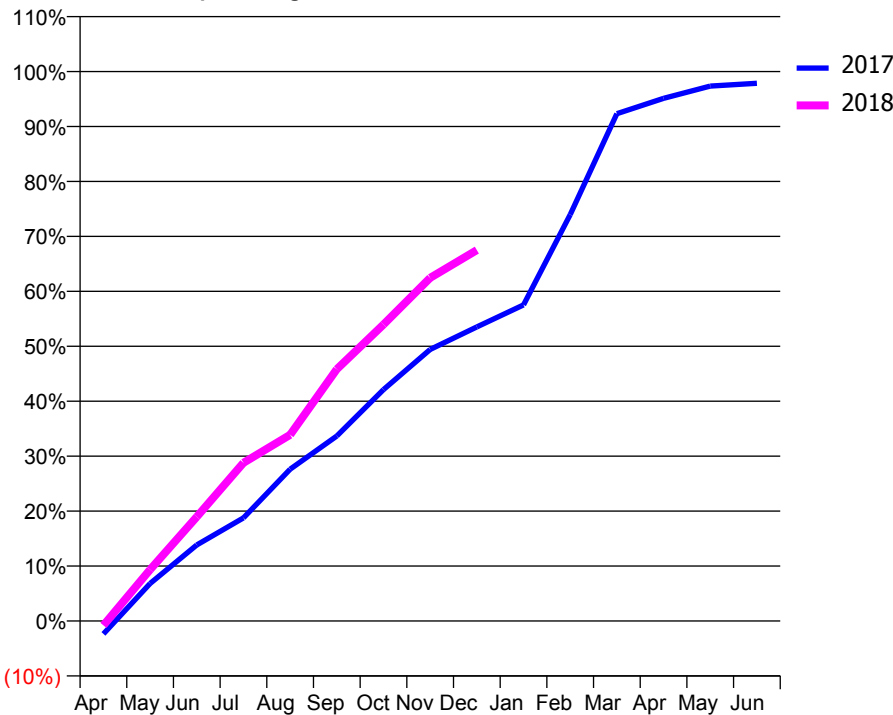
ACCESS*

Patients seen in 24 months	Total	Change since previous quarter
Quarter ending December 2016	2,114	
Quarter ending March 2017	2,200	↑
Quarter ending June 2017	2,269	↑
Quarter ending September 2017	2,271	→
Quarter ending December 2017	2,337	↑
Variance since December 2016	10.5%	↑



ACTIVITY

Cumulative percentage of contracted UDA delivered 2017 & 2018



Month	Adjusted Scheduled Activity (UDA)	
	2017	2018
April	-115	-40
May	330	452
June	669	917
July	907	1,392
August	1,335	1,639
September	1,628	2,216
October	2,036	2,609
November	2,389	3,019
December	2,587	3,262
January	2,781	
February	3,574	
March	4,463	
April	4,598	
May	4,706	
June	4,730	

QUALITY

	Quantity	Base Number	Contract	AT	Region	England
% of FP17s for the same patient ID Re-attending within 3 months - Children	43	358	12.0%	10.5%	11.6%	12.0%
% of FP17s for the same patient ID Re-attending within 3 months - Adults	88	1,503	5.9%	16.0%	16.7%	15.9%
% of FP17s for the same patient ID Re-attending between 3 & 9 months - Children	177	358	49.4%	42.9%	47.3%	58.0%
% of FP17s for the same patient ID Re-attending between 3 & 9 months - Adults	645	1,503	42.9%	35.8%	38.3%	50.5%
% of FP17s for Band 1 Urgent Courses	72	1,568	4.6%	10.8%	10.5%	9.0%
% of FP17s Relating to Free Repair or Replacements	10	1,568	0.6%	0.5%	0.6%	0.8%
% of FP17s Relating to Continuations	3	1,568	0.2%	0.7%	0.8%	1.1%
% of Patients satisfied with the dentistry they have received	2	2	N/A	88.9%	89.0%	91.5%
% of Patients satisfied with the time they had to wait for an appointment	2	2	N/A	81.7%	84.2%	87.9%

* This is based on patients treated on this contract for their most recent course of treatment. Figures in italics indicate the base number of FP17s or Patient Questionnaire responses are less than 100. N/A is shown where the base number of responses is less than 10 during the period. % is calculated as Quantity/Base number*100

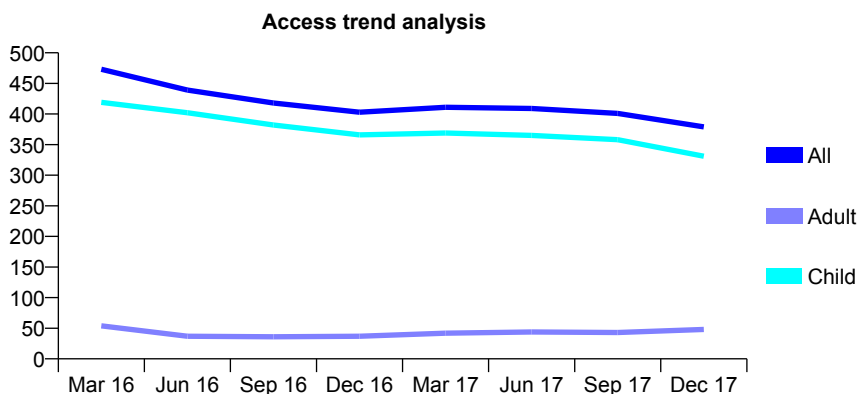
Q61 - Vital Signs At a Glance Contract Report for 256951/0001 - December 2017

Name or company name	MR I DAVIS
Contract type name	GDS Contract
Purpose of contract	General
Contract start date	01/04/2006
Contract end date	

17/18 Contracted general activity (UDA)	735
Carry forward general activity (UDA)	-4
17/18 Contracted orthodontic activity (UOA)	0
Carry forward orthodontic activity (UOA)	0
Baseline contract value	£17,631.40

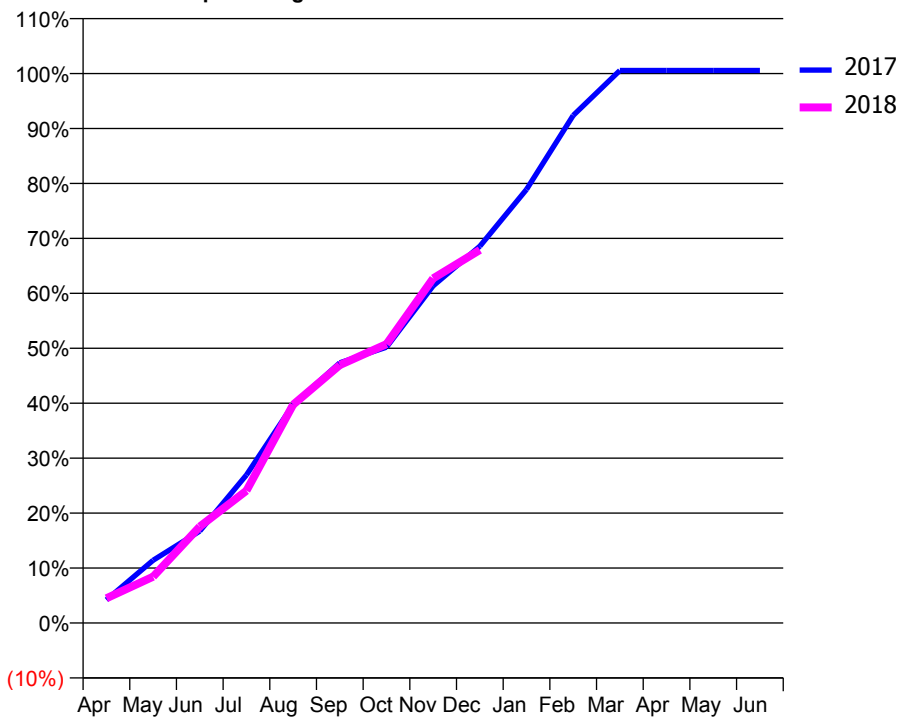
ACCESS*

Patients seen in 24 months	Total	Change since previous quarter
Quarter ending December 2016	403	
Quarter ending March 2017	411	→
Quarter ending June 2017	409	→
Quarter ending September 2017	401	↓
Quarter ending December 2017	379	↓
Variance since December 2016	(6.0%)	↓



ACTIVITY

Cumulative percentage of contracted UDA delivered 2017 & 2018



Month	Adjusted Scheduled Activity (UDA)	
	2017	2018
April	31	33
May	84	62
June	123	129
July	198	177
August	292	292
September	348	345
October	369	373
November	451	461
December	504	499
January	580	
February	679	
March	739	
April	739	
May	739	
June	739	

QUALITY

	Quantity	Base Number	Contract	AT	Region	England
% of FP17s for the same patient ID Re-attending within 3 months - Children	9	269	3.3%	10.5%	11.6%	12.0%
% of FP17s for the same patient ID Re-attending within 3 months - Adults	0	6	0.0%	16.0%	16.7%	15.9%
% of FP17s for the same patient ID Re-attending between 3 & 9 months - Children	130	269	48.3%	42.9%	47.3%	58.0%
% of FP17s for the same patient ID Re-attending between 3 & 9 months - Adults	3	6	50.0%	35.8%	38.3%	50.5%
% of FP17s for Band 1 Urgent Courses	0	274	0.0%	10.8%	10.5%	9.0%
% of FP17s Relating to Free Repair or Replacements	0	274	0.0%	0.5%	0.6%	0.8%
% of FP17s Relating to Continuations	0	274	0.0%	0.7%	0.8%	1.1%
% of Patients satisfied with the dentistry they have received	0	0	N/A	88.9%	89.0%	91.5%
% of Patients satisfied with the time they had to wait for an appointment	0	0	N/A	81.7%	84.2%	87.9%

* This is based on patients treated on this contract for their most recent course of treatment. Figures in italics indicate the base number of FP17s or Patient Questionnaire responses are less than 100. N/A is shown where the base number of responses is less than 10 during the period. % is calculated as Quantity/Base number*100

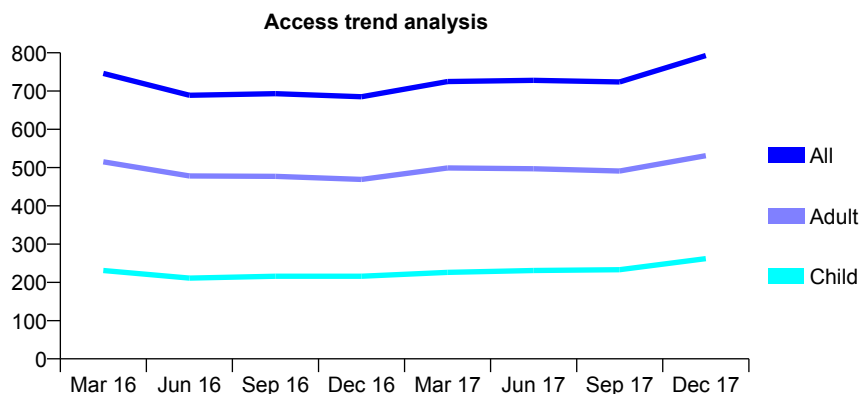
Q61 - Vital Signs At a Glance Contract Report for 258016/0001 - December 2017

Name or company name	MR L KHALILIBEGLOO
Contract type name	GDS Contract
Purpose of contract	General
Contract start date	01/04/2006
Contract end date	

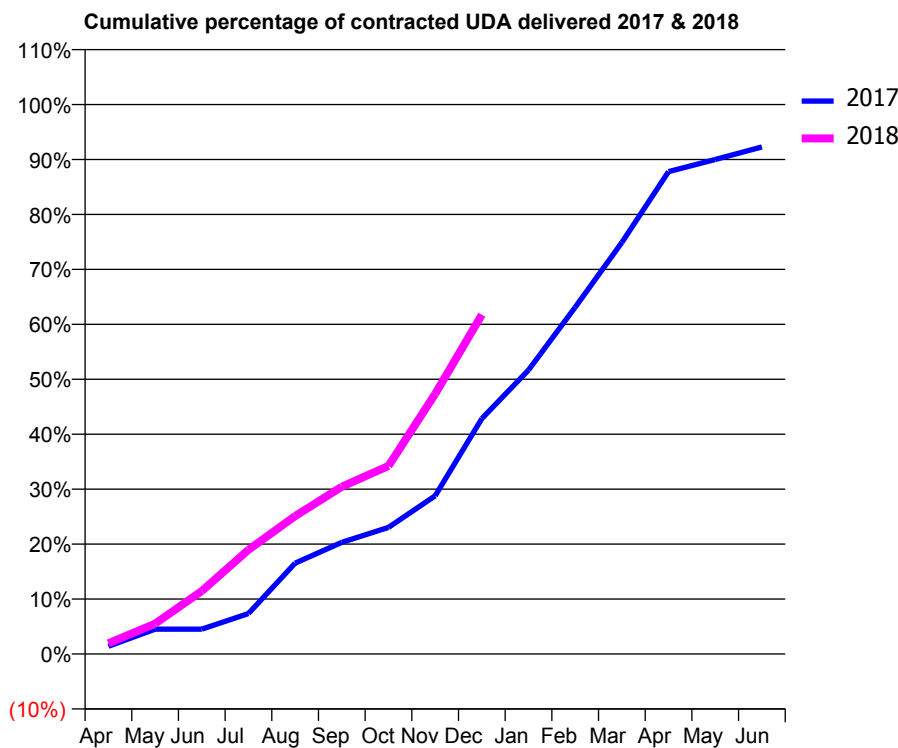
17/18 Contracted general activity (UDA)	1,900
Carry forward general activity (UDA)	0
17/18 Contracted orthodontic activity (UOA)	0
Carry forward orthodontic activity (UOA)	0
Baseline contract value	£61,136.65

ACCESS*

Patients seen in 24 months	Total	Change since previous quarter
Quarter ending December 2016	685	
Quarter ending March 2017	725	↑
Quarter ending June 2017	728	→
Quarter ending September 2017	724	→
Quarter ending December 2017	793	↑
Variance since December 2016	15.8%	↑



ACTIVITY



Month	Adjusted Scheduled Activity (UDA)	
	2017	2018
April	27	37
May	86	105
June	86	218
July	140	360
August	314	477
September	386	578
October	438	650
November	547	899
December	814	1,173
January	982	
February	1,199	
March	1,423	
April	1,668	
May	1,710	
June	1,753	

QUALITY

	Quantity	Base Number	Contract	AT	Region	England
% of FP17s for the same patient ID Re-attending within 3 months - Children	2	171	1.2%	10.5%	11.6%	12.0%
% of FP17s for the same patient ID Re-attending within 3 months - Adults	22	391	5.6%	16.0%	16.7%	15.9%
% of FP17s for the same patient ID Re-attending between 3 & 9 months - Children	42	171	24.6%	42.9%	47.3%	58.0%
% of FP17s for the same patient ID Re-attending between 3 & 9 months - Adults	107	391	27.4%	35.8%	38.3%	50.5%
% of FP17s for Band 1 Urgent Courses	1	475	0.2%	10.8%	10.5%	9.0%
% of FP17s Relating to Free Repair or Replacements	0	475	0.0%	0.5%	0.6%	0.8%
% of FP17s Relating to Continuations	5	475	1.1%	0.7%	0.8%	1.1%
% of Patients satisfied with the dentistry they have received	0	0	N/A	88.9%	89.0%	91.5%
% of Patients satisfied with the time they had to wait for an appointment	0	0	N/A	81.7%	84.2%	87.9%

* This is based on patients treated on this contract for their most recent course of treatment. Figures in italics indicate the base number of FP17s or Patient Questionnaire responses are less than 100. N/A is shown where the base number of responses is less than 10 during the period. % is calculated as Quantity/Base number*100

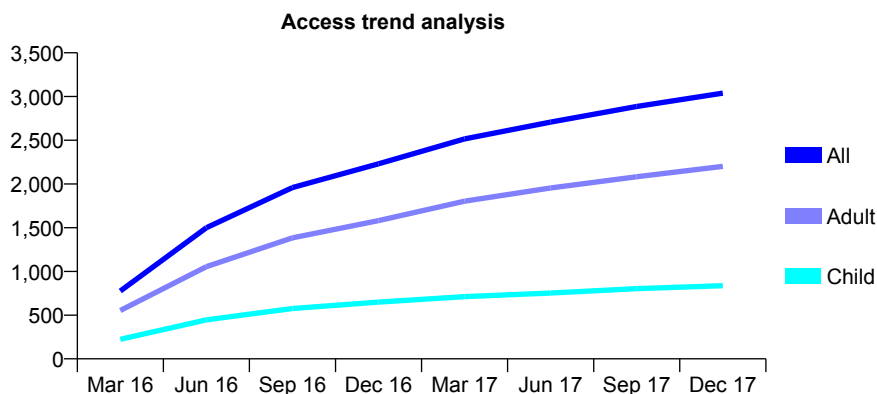
Q61 - Vital Signs At a Glance Contract Report for 269824/0001 - December 2017

Name or company name	MR A SHARMA
Contract type name	GDS Contract
Purpose of contract	General
Contract start date	01/01/2016
Contract end date	

17/18 Contracted general activity (UDA)	8,143
Carry forward general activity (UDA)	6
17/18 Contracted orthodontic activity (UOA)	0
Carry forward orthodontic activity (UOA)	0
Baseline contract value	£215,639.46

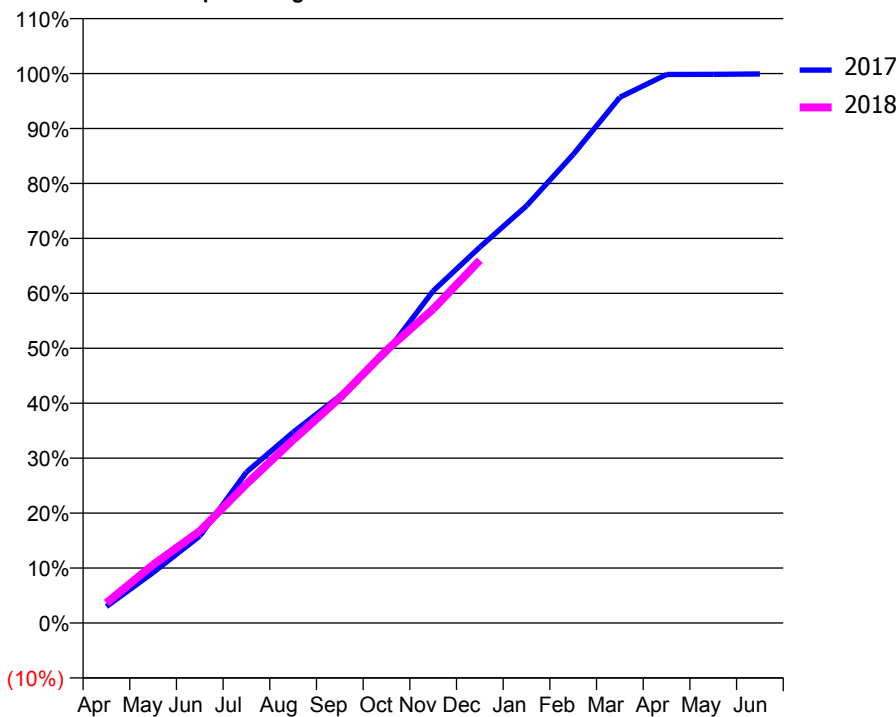
ACCESS*

Patients seen in 24 months	Total	Change since previous quarter
Quarter ending December 2016	2,230	
Quarter ending March 2017	2,516	↑
Quarter ending June 2017	2,707	↑
Quarter ending September 2017	2,886	↑
Quarter ending December 2017	3,038	↑
Variance since December 2016	36.2%	↑



ACTIVITY

Cumulative percentage of contracted UDA delivered 2017 & 2018



Month	Adjusted Scheduled Activity (UDA)	
	2017	2018
April	244	297
May	749	864
June	1,289	1,363
July	2,235	2,061
August	2,827	2,712
September	3,364	3,335
October	4,008	4,042
November	4,921	4,653
December	5,570	5,377
January	6,182	
February	6,944	
March	7,790	
April	8,129	
May	8,130	
June	8,136	

QUALITY

	Quantity	Base Number	Contract	AT	Region	England
% of FP17s for the same patient ID Re-attending within 3 months - Children	51	921	5.5%	10.5%	11.6%	12.0%
% of FP17s for the same patient ID Re-attending within 3 months - Adults	248	2,080	11.9%	16.0%	16.7%	15.9%
% of FP17s for the same patient ID Re-attending between 3 & 9 months - Children	505	921	54.8%	42.9%	47.3%	58.0%
% of FP17s for the same patient ID Re-attending between 3 & 9 months - Adults	1,015	2,080	48.8%	35.8%	38.3%	50.5%
% of FP17s for Band 1 Urgent Courses	269	2,859	9.4%	10.8%	10.5%	9.0%
% of FP17s Relating to Free Repair or Replacements	38	2,859	1.3%	0.5%	0.6%	0.8%
% of FP17s Relating to Continuations	4	2,859	0.1%	0.7%	0.8%	1.1%
% of Patients satisfied with the dentistry they have received	5	5	N/A	88.9%	89.0%	91.5%
% of Patients satisfied with the time they had to wait for an appointment	4	5	N/A	81.7%	84.2%	87.9%

* This is based on patients treated on this contract for their most recent course of treatment. Figures in italics indicate the base number of FP17s or Patient Questionnaire responses are less than 100. N/A is shown where the base number of responses is less than 10 during the period. % is calculated as Quantity/Base number*100

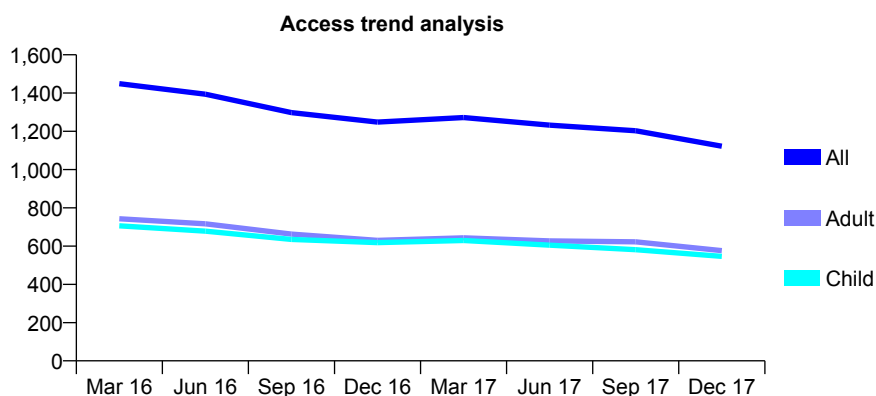
Q61 - Vital Signs At a Glance Contract Report for 270180/0001 - December 2017

Name or company name	MR SS SIHRA
Contract type name	GDS Contract
Purpose of contract	General
Contract start date	01/04/2006
Contract end date	

17/18 Contracted general activity (UDA)	4,009
Carry forward general activity (UDA)	-22
17/18 Contracted orthodontic activity (UOA)	0
Carry forward orthodontic activity (UOA)	0
Baseline contract value	£129,925.19

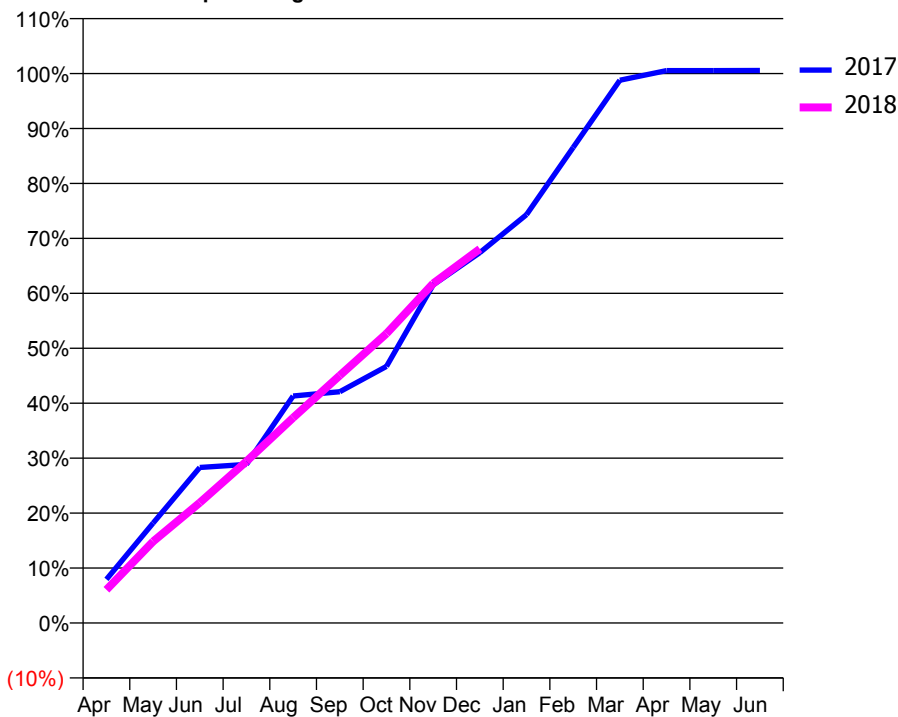
ACCESS*

Patients seen in 24 months	Total	Change since previous quarter
Quarter ending December 2016	1,248	
Quarter ending March 2017	1,272	→
Quarter ending June 2017	1,232	↓
Quarter ending September 2017	1,203	↓
Quarter ending December 2017	1,122	↓
Variance since December 2016	(10.1%)	↓



ACTIVITY

Cumulative percentage of contracted UDA delivered 2017 & 2018



Month	Adjusted Scheduled Activity (UDA)	
	2017	2018
April	319	243
May	730	595
June	1,135	878
July	1,157	1,180
August	1,656	1,497
September	1,687	1,806
October	1,873	2,112
November	2,467	2,478
December	2,702	2,730
January	2,980	
February	3,470	
March	3,960	
April	4,030	
May	4,030	
June	4,031	

QUALITY

	Quantity	Base Number	Contract	AT	Region	England
% of FP17s for the same patient ID Re-attending within 3 months - Children	29	486	6.0%	10.5%	11.6%	12.0%
% of FP17s for the same patient ID Re-attending within 3 months - Adults	34	395	8.6%	16.0%	16.7%	15.9%
% of FP17s for the same patient ID Re-attending between 3 & 9 months - Children	232	486	47.7%	42.9%	47.3%	58.0%
% of FP17s for the same patient ID Re-attending between 3 & 9 months - Adults	146	395	37.0%	35.8%	38.3%	50.5%
% of FP17s for Band 1 Urgent Courses	8	857	0.9%	10.8%	10.5%	9.0%
% of FP17s Relating to Free Repair or Replacements	0	857	0.0%	0.5%	0.6%	0.8%
% of FP17s Relating to Continuations	20	857	2.3%	0.7%	0.8%	1.1%
% of Patients satisfied with the dentistry they have received	0	0	N/A	88.9%	89.0%	91.5%
% of Patients satisfied with the time they had to wait for an appointment	0	0	N/A	81.7%	84.2%	87.9%

* This is based on patients treated on this contract for their most recent course of treatment. Figures in italics indicate the base number of FP17s or Patient Questionnaire responses are less than 100. N/A is shown where the base number of responses is less than 10 during the period. % is calculated as Quantity/Base number*100

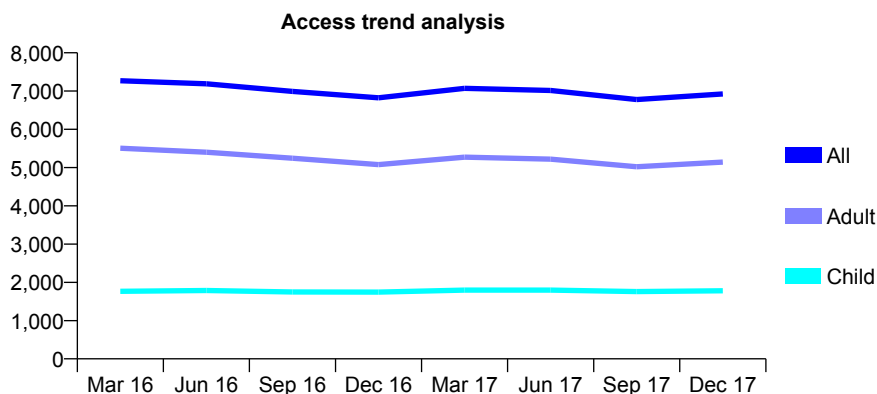
Q61 - Vital Signs At a Glance Contract Report for 277371/0001 - December 2017

Name or company name	MRS K SIVAGURUNATHAN
Contract type name	GDS Contract
Purpose of contract	General
Contract start date	01/04/2006
Contract end date	

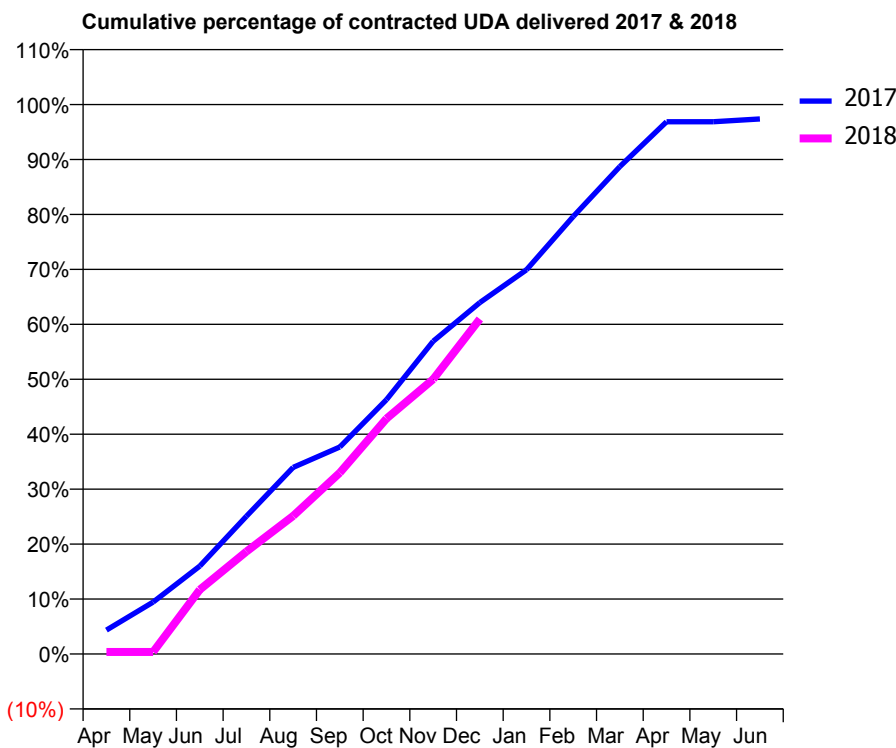
17/18 Contracted general activity (UDA)	20,252
Carry forward general activity (UDA)	534
17/18 Contracted orthodontic activity (UOA)	0
Carry forward orthodontic activity (UOA)	0
Baseline contract value	£526,108.82

ACCESS*

Patients seen in 24 months	Total	Change since previous quarter
Quarter ending December 2016	6,822	
Quarter ending March 2017	7,070	↑
Quarter ending June 2017	7,015	→
Quarter ending September 2017	6,779	↓
Quarter ending December 2017	6,923	↑
Variance since December 2016	1.5%	→



ACTIVITY



Month	Adjusted Scheduled Activity (UDA)	
	2017	2018
April	884	76
May	1,912	76
June	3,241	2,369
July	5,079	3,778
August	6,876	5,089
September	7,631	6,680
October	9,374	8,675
November	11,528	10,125
December	12,950	12,348
January	14,162	
February	16,123	
March	17,964	
April	19,615	
May	19,615	
June	19,718	

QUALITY

	Quantity	Base Number	Contract	AT	Region	England
% of FP17s for the same patient ID Re-attending within 3 months - Children	81	1,358	6.0%	10.5%	11.6%	12.0%
% of FP17s for the same patient ID Re-attending within 3 months - Adults	459	4,056	11.3%	16.0%	16.7%	15.9%
% of FP17s for the same patient ID Re-attending between 3 & 9 months - Children	532	1,358	39.2%	42.9%	47.3%	58.0%
% of FP17s for the same patient ID Re-attending between 3 & 9 months - Adults	1,357	4,056	33.5%	35.8%	38.3%	50.5%
% of FP17s for Band 1 Urgent Courses	432	4,871	8.9%	10.8%	10.5%	9.0%
% of FP17s Relating to Free Repair or Replacements	15	4,871	0.3%	0.5%	0.6%	0.8%
% of FP17s Relating to Continuations	38	4,871	0.8%	0.7%	0.8%	1.1%
% of Patients satisfied with the dentistry they have received	3	5	N/A	88.9%	89.0%	91.5%
% of Patients satisfied with the time they had to wait for an appointment	2	5	N/A	81.7%	84.2%	87.9%

* This is based on patients treated on this contract for their most recent course of treatment. Figures in italics indicate the base number of FP17s or Patient Questionnaire responses are less than 100. N/A is shown where the base number of responses is less than 10 during the period. % is calculated as Quantity/Base number*100

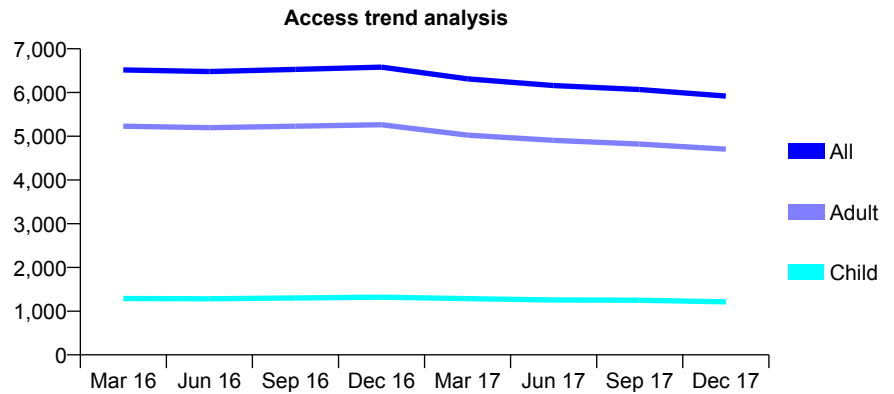
Q61 - Vital Signs At a Glance Contract Report for 277371/0002 - December 2017

Name or company name	MRS K SIVAGURUNATHAN
Contract type name	GDS Contract
Purpose of contract	General
Contract start date	01/11/2007
Contract end date	

17/18 Contracted general activity (UDA)	19,281
Carry forward general activity (UDA)	60
17/18 Contracted orthodontic activity (UOA)	0
Carry forward orthodontic activity (UOA)	0
Baseline contract value	£550,616.06

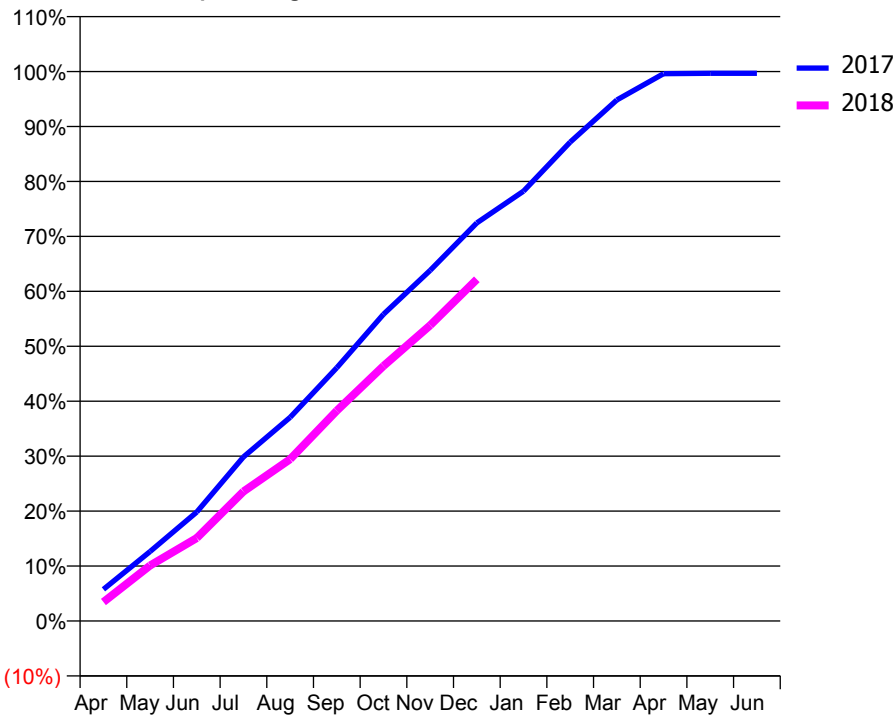
ACCESS*

Patients seen in 24 months	Total	Change since previous quarter
Quarter ending December 2016	6,581	
Quarter ending March 2017	6,312	↓
Quarter ending June 2017	6,160	↓
Quarter ending September 2017	6,069	↓
Quarter ending December 2017	5,918	↓
Variance since December 2016	(10.1%)	↓



ACTIVITY

Cumulative percentage of contracted UDA delivered 2017 & 2018



Month	Adjusted Scheduled Activity (UDA)	
	2017	2018
April	1,111	668
May	2,438	1,948
June	3,823	2,912
July	5,756	4,545
August	7,146	5,679
September	8,887	7,379
October	10,764	8,947
November	12,304	10,377
December	13,970	11,988
January	15,082	
February	16,803	
March	18,284	
April	19,205	
May	19,221	
June	19,221	

QUALITY

	Quantity	Base Number	Contract	AT	Region	England
% of FP17s for the same patient ID Re-attending within 3 months - Children	104	1,011	10.3%	10.5%	11.6%	12.0%
% of FP17s for the same patient ID Re-attending within 3 months - Adults	310	3,372	9.2%	16.0%	16.7%	15.9%
% of FP17s for the same patient ID Re-attending between 3 & 9 months - Children	451	1,011	44.6%	42.9%	47.3%	58.0%
% of FP17s for the same patient ID Re-attending between 3 & 9 months - Adults	1,207	3,372	35.8%	35.8%	38.3%	50.5%
% of FP17s for Band 1 Urgent Courses	105	4,030	2.6%	10.8%	10.5%	9.0%
% of FP17s Relating to Free Repair or Replacements	8	4,030	0.2%	0.5%	0.6%	0.8%
% of FP17s Relating to Continuations	10	4,030	0.2%	0.7%	0.8%	1.1%
% of Patients satisfied with the dentistry they have received	3	3	N/A	88.9%	89.0%	91.5%
% of Patients satisfied with the time they had to wait for an appointment	3	3	N/A	81.7%	84.2%	87.9%

* This is based on patients treated on this contract for their most recent course of treatment. Figures in italics indicate the base number of FP17s or Patient Questionnaire responses are less than 100. N/A is shown where the base number of responses is less than 10 during the period. % is calculated as Quantity/Base number*100

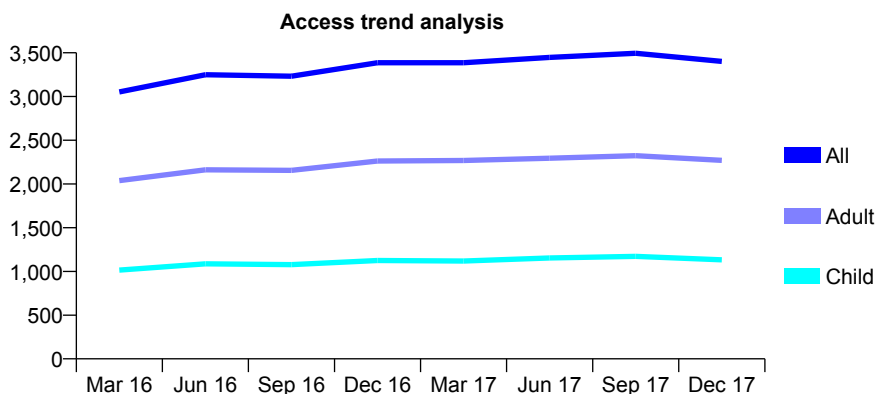
Q61 - Vital Signs At a Glance Contract Report for 277495/0001 - December 2017

Name or company name	DR A ALSAM
Contract type name	GDS Contract
Purpose of contract	General
Contract start date	01/04/2006
Contract end date	

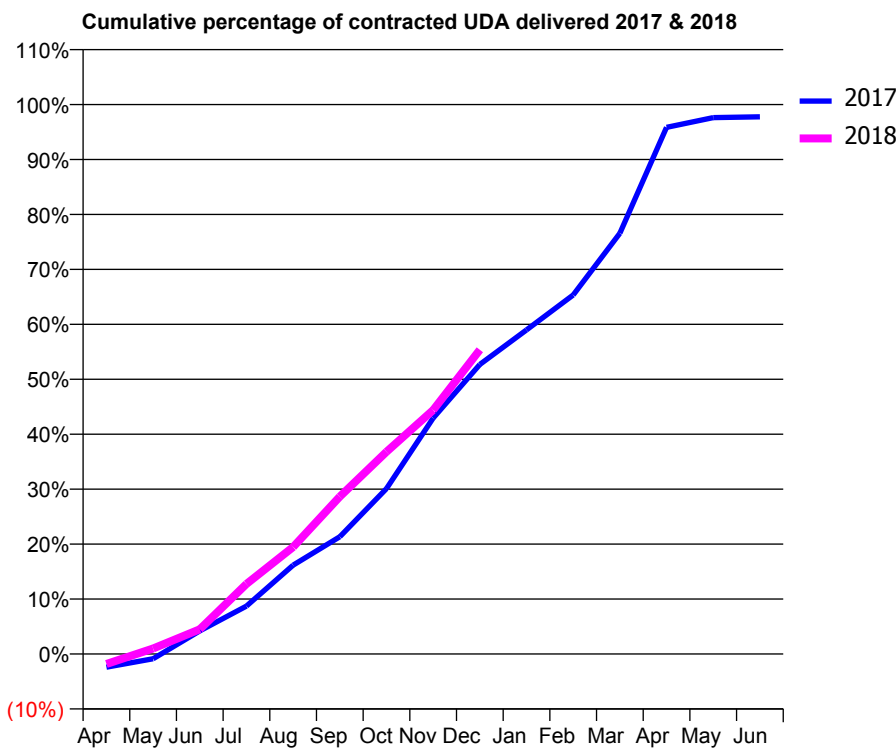
17/18 Contracted general activity (UDA)	7,861
Carry forward general activity (UDA)	176
17/18 Contracted orthodontic activity (UOA)	0
Carry forward orthodontic activity (UOA)	0
Baseline contract value	£222,644.54

ACCESS*

Patients seen in 24 months	Total	Change since previous quarter
Quarter ending December 2016	3,387	
Quarter ending March 2017	3,386	→
Quarter ending June 2017	3,447	→
Quarter ending September 2017	3,495	→
Quarter ending December 2017	3,402	↓
Variance since December 2016	0.4%	→



ACTIVITY



Month	Adjusted Scheduled Activity (UDA)	
	2017	2018
April	-189	-144
May	-70	79
June	331	355
July	685	1,003
August	1,271	1,531
September	1,677	2,253
October	2,366	2,893
November	3,376	3,490
December	4,143	4,353
January	4,637	
February	5,136	
March	6,020	
April	7,534	
May	7,673	
June	7,685	

QUALITY

	Quantity	Base Number	Contract	AT	Region	England
% of FP17s for the same patient ID Re-attending within 3 months - Children	57	830	6.9%	10.5%	11.6%	12.0%
% of FP17s for the same patient ID Re-attending within 3 months - Adults	120	1,477	8.1%	16.0%	16.7%	15.9%
% of FP17s for the same patient ID Re-attending between 3 & 9 months - Children	264	830	31.8%	42.9%	47.3%	58.0%
% of FP17s for the same patient ID Re-attending between 3 & 9 months - Adults	337	1,477	22.8%	35.8%	38.3%	50.5%
% of FP17s for Band 1 Urgent Courses	206	1,829	11.3%	10.8%	10.5%	9.0%
% of FP17s Relating to Free Repair or Replacements	0	1,829	0.0%	0.5%	0.6%	0.8%
% of FP17s Relating to Continuations	1	1,829	0.1%	0.7%	0.8%	1.1%
% of Patients satisfied with the dentistry they have received	1	1	N/A	88.9%	89.0%	91.5%
% of Patients satisfied with the time they had to wait for an appointment	1	1	N/A	81.7%	84.2%	87.9%

* This is based on patients treated on this contract for their most recent course of treatment. Figures in italics indicate the base number of FP17s or Patient Questionnaire responses are less than 100. N/A is shown where the base number of responses is less than 10 during the period. % is calculated as Quantity/Base number*100

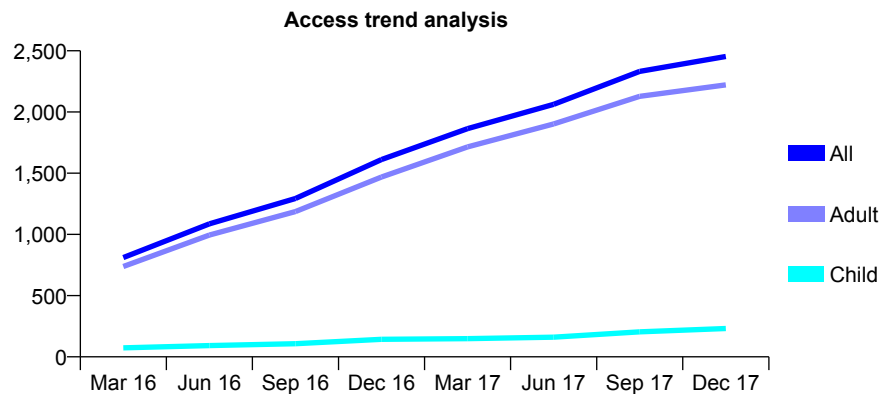
Q61 - Vital Signs At a Glance Contract Report for 285978/0002 - December 2017

Name or company name	MR A DEMETRIOU
Contract type name	GDS Contract
Purpose of contract	General
Contract start date	01/09/2015
Contract end date	

17/18 Contracted general activity (UDA)	6,809
Carry forward general activity (UDA)	0
17/18 Contracted orthodontic activity (UOA)	0
Carry forward orthodontic activity (UOA)	0
Baseline contract value	£150,912.10

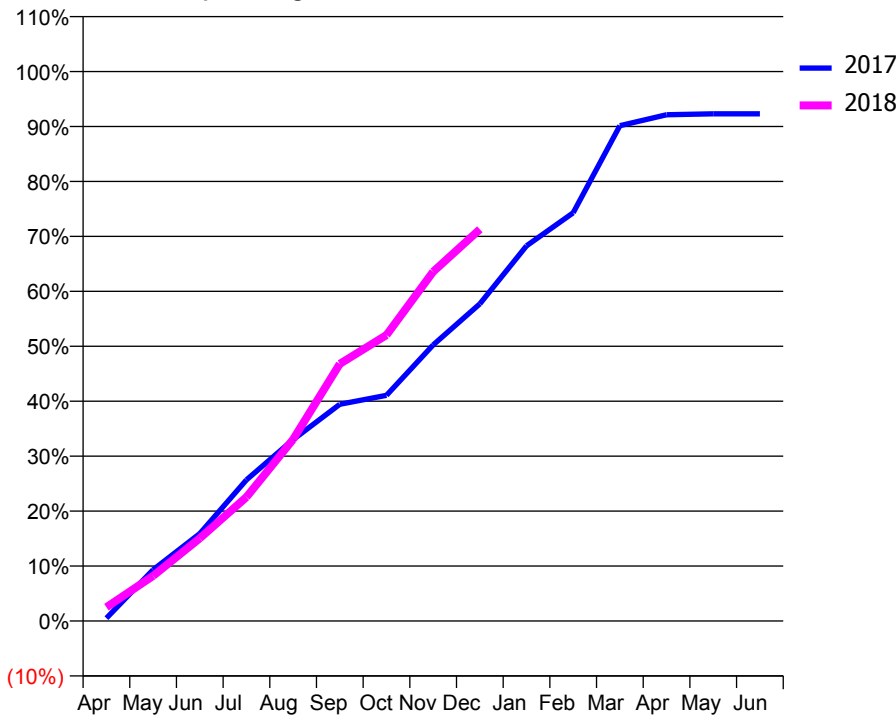
ACCESS*

Patients seen in 24 months	Total	Change since previous quarter
Quarter ending December 2016	1,612	
Quarter ending March 2017	1,864	↑
Quarter ending June 2017	2,063	↑
Quarter ending September 2017	2,332	↑
Quarter ending December 2017	2,454	↑
Variance since December 2016	52.2%	↑



ACTIVITY

Cumulative percentage of contracted UDA delivered 2017 & 2018



Month	Adjusted Scheduled Activity (UDA)	
	2017	2018
April	35	171
May	636	559
June	1,083	1,025
July	1,750	1,536
August	2,247	2,252
September	2,686	3,186
October	2,797	3,544
November	3,421	4,328
December	3,931	4,853
January	4,649	
February	5,058	
March	6,138	
April	6,273	
May	6,285	
June	6,285	

QUALITY

	Quantity	Base Number	Contract	AT	Region	England
% of FP17s for the same patient ID Re-attending within 3 months - Children	22	206	10.7%	10.5%	11.6%	12.0%
% of FP17s for the same patient ID Re-attending within 3 months - Adults	167	1,485	11.2%	16.0%	16.7%	15.9%
% of FP17s for the same patient ID Re-attending between 3 & 9 months - Children	44	206	21.4%	42.9%	47.3%	58.0%
% of FP17s for the same patient ID Re-attending between 3 & 9 months - Adults	338	1,485	22.8%	35.8%	38.3%	50.5%
% of FP17s for Band 1 Urgent Courses	211	1,618	13.0%	10.8%	10.5%	9.0%
% of FP17s Relating to Free Repair or Replacements	18	1,618	1.1%	0.5%	0.6%	0.8%
% of FP17s Relating to Continuations	0	1,618	0.0%	0.7%	0.8%	1.1%
% of Patients satisfied with the dentistry they have received	6	6	N/A	88.9%	89.0%	91.5%
% of Patients satisfied with the time they had to wait for an appointment	6	6	N/A	81.7%	84.2%	87.9%

* This is based on patients treated on this contract for their most recent course of treatment. Figures in italics indicate the base number of FP17s or Patient Questionnaire responses are less than 100. N/A is shown where the base number of responses is less than 10 during the period. % is calculated as Quantity/Base number*100

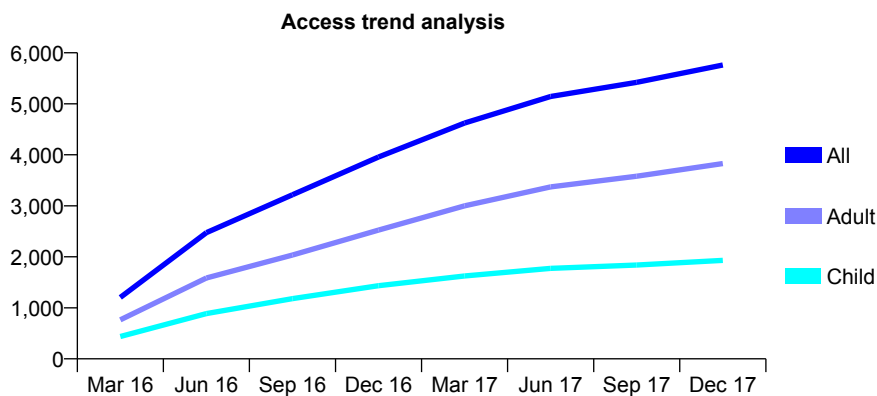
Q61 - Vital Signs At a Glance Contract Report for 299049/0001 - December 2017

Name or company name	MISS R SHAH
Contract type name	GDS Contract
Purpose of contract	General
Contract start date	01/01/2016
Contract end date	

17/18 Contracted general activity (UDA)	14,112
Carry forward general activity (UDA)	19
17/18 Contracted orthodontic activity (UOA)	0
Carry forward orthodontic activity (UOA)	0
Baseline contract value	£353,680.02

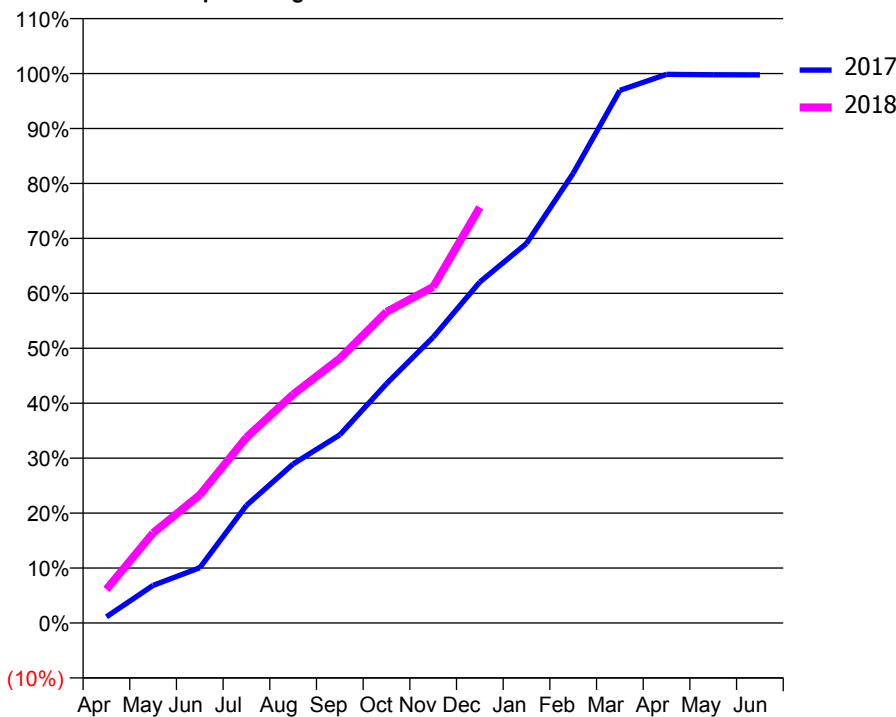
ACCESS*

Patients seen in 24 months	Total	Change since previous quarter
Quarter ending December 2016	3,957	
Quarter ending March 2017	4,623	↑
Quarter ending June 2017	5,144	↑
Quarter ending September 2017	5,421	↑
Quarter ending December 2017	5,760	↑
Variance since December 2016	45.6%	↑



ACTIVITY

Cumulative percentage of contracted UDA delivered 2017 & 2018



Month	Adjusted Scheduled Activity (UDA)	
	2017	2018
April	160	866
May	966	2,314
June	1,420	3,291
July	3,022	4,765
August	4,083	5,871
September	4,833	6,795
October	6,147	7,993
November	7,340	8,631
December	8,759	10,677
January	9,750	
February	11,550	
March	13,679	
April	14,090	
May	14,081	
June	14,078	

QUALITY

	Quantity	Base Number	Contract	AT	Region	England
% of FP17s for the same patient ID Re-attending within 3 months - Children	103	1,696	6.1%	10.5%	11.6%	12.0%
% of FP17s for the same patient ID Re-attending within 3 months - Adults	301	3,162	9.5%	16.0%	16.7%	15.9%
% of FP17s for the same patient ID Re-attending between 3 & 9 months - Children	765	1,696	45.1%	42.9%	47.3%	58.0%
% of FP17s for the same patient ID Re-attending between 3 & 9 months - Adults	1,351	3,162	42.7%	35.8%	38.3%	50.5%
% of FP17s for Band 1 Urgent Courses	308	4,666	6.6%	10.8%	10.5%	9.0%
% of FP17s Relating to Free Repair or Replacements	37	4,666	0.8%	0.5%	0.6%	0.8%
% of FP17s Relating to Continuations	12	4,666	0.3%	0.7%	0.8%	1.1%
% of Patients satisfied with the dentistry they have received	8	8	N/A	88.9%	89.0%	91.5%
% of Patients satisfied with the time they had to wait for an appointment	8	8	N/A	81.7%	84.2%	87.9%

* This is based on patients treated on this contract for their most recent course of treatment. Figures in italics indicate the base number of FP17s or Patient Questionnaire responses are less than 100. N/A is shown where the base number of responses is less than 10 during the period. % is calculated as Quantity/Base number*100

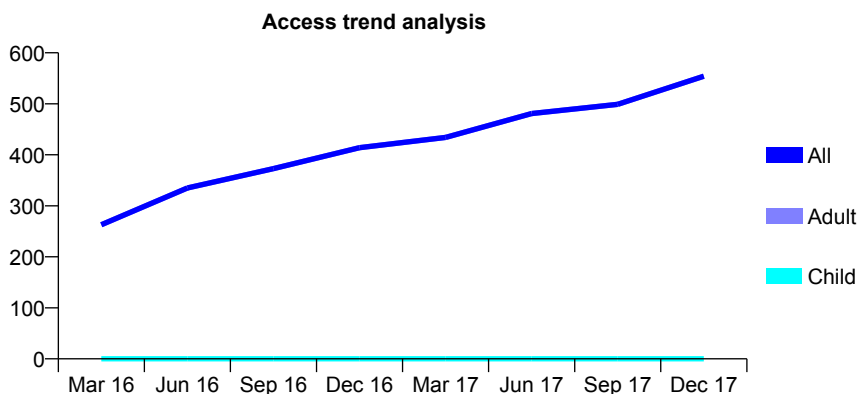
Q61 - Vital Signs At a Glance Contract Report for 302139/0003 - December 2017

Name or company name	MR VA PATEL
Contract type name	PDS Contract
Purpose of contract	General
Contract start date	01/04/2014
Contract end date	31/03/2018

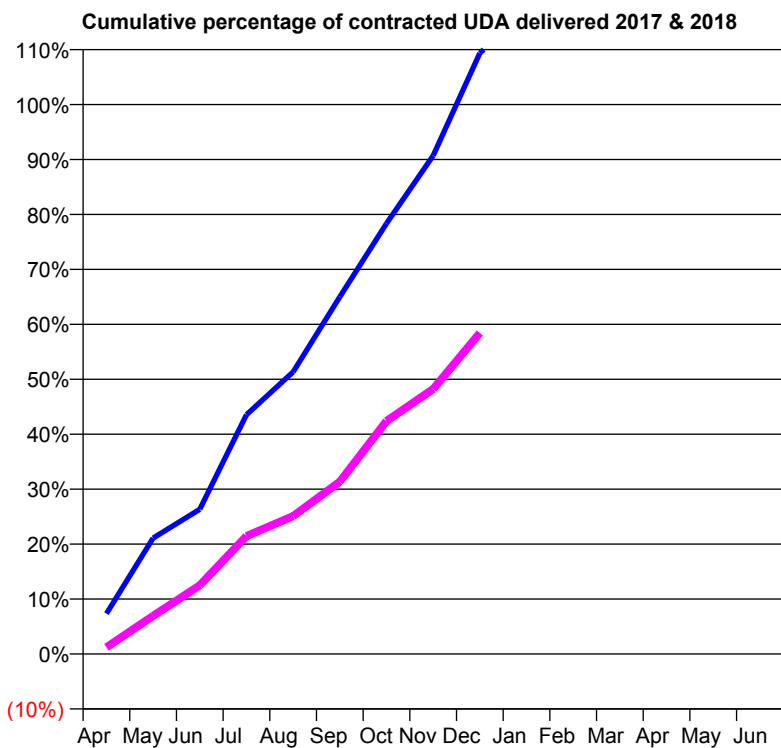
17/18 Contracted general activity (UDA)	2,200
Carry forward general activity (UDA)	0
17/18 Contracted orthodontic activity (UOA)	0
Carry forward orthodontic activity (UOA)	0
Baseline contract value	£115,350.57

ACCESS*

Patients seen in 24 months	Total	Change since previous quarter
Quarter ending December 2016	414	
Quarter ending March 2017	434	↑
Quarter ending June 2017	481	↑
Quarter ending September 2017	499	↑
Quarter ending December 2017	554	↑
Variance since December 2016	33.8%	↑



ACTIVITY



Month	Adjusted Scheduled Activity (UDA)	
	2017	2018
April	66	27
May	190	153
June	237	275
July	392	472
August	462	552
September	585	690
October	705	933
November	816	1,061
December	984	1,285
January	1,054	
February	1,151	
March	1,190	
April	1,265	
May	1,265	
June	1,265	

QUALITY

	Quantity	Base Number	Contract	AT	Region	England
% of FP17s for the same patient ID Re-attending within 3 months - Children	0	0	N/A	10.5%	11.6%	12.0%
% of FP17s for the same patient ID Re-attending within 3 months - Adults	3	471	0.6%	16.0%	16.7%	15.9%
% of FP17s for the same patient ID Re-attending between 3 & 9 months - Children	0	0	N/A	42.9%	47.3%	58.0%
% of FP17s for the same patient ID Re-attending between 3 & 9 months - Adults	1	471	0.2%	35.8%	38.3%	50.5%
% of FP17s for Band 1 Urgent Courses	1	444	0.2%	10.8%	10.5%	9.0%
% of FP17s Relating to Free Repair or Replacements	0	444	0.0%	0.5%	0.6%	0.8%
% of FP17s Relating to Continuations	0	444	0.0%	0.7%	0.8%	1.1%
% of Patients satisfied with the dentistry they have received	0	0	N/A	88.9%	89.0%	91.5%
% of Patients satisfied with the time they had to wait for an appointment	0	0	N/A	81.7%	84.2%	87.9%

* This is based on patients treated on this contract for their most recent course of treatment. Figures in italics indicate the base number of FP17s or Patient Questionnaire responses are less than 100. N/A is shown where the base number of responses is less than 10 during the period. % is calculated as Quantity/Base number*100

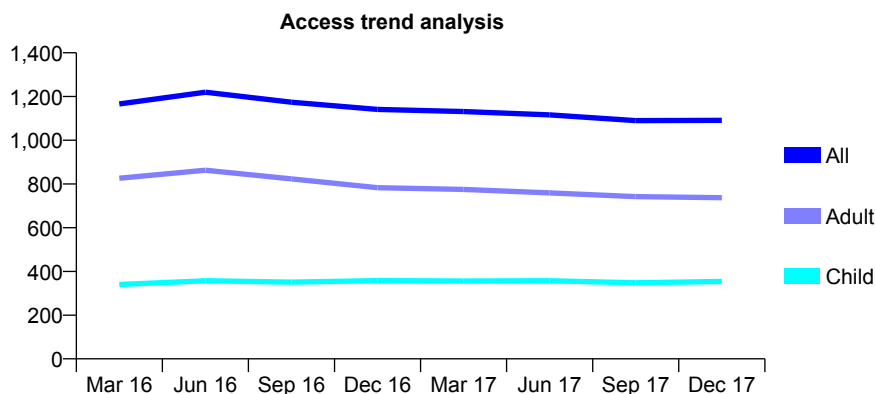
Q61 - Vital Signs At a Glance Contract Report for 305286/0001 - December 2017

Name or company name	MR S LEIGH
Contract type name	GDS Contract
Purpose of contract	General
Contract start date	01/04/2006
Contract end date	

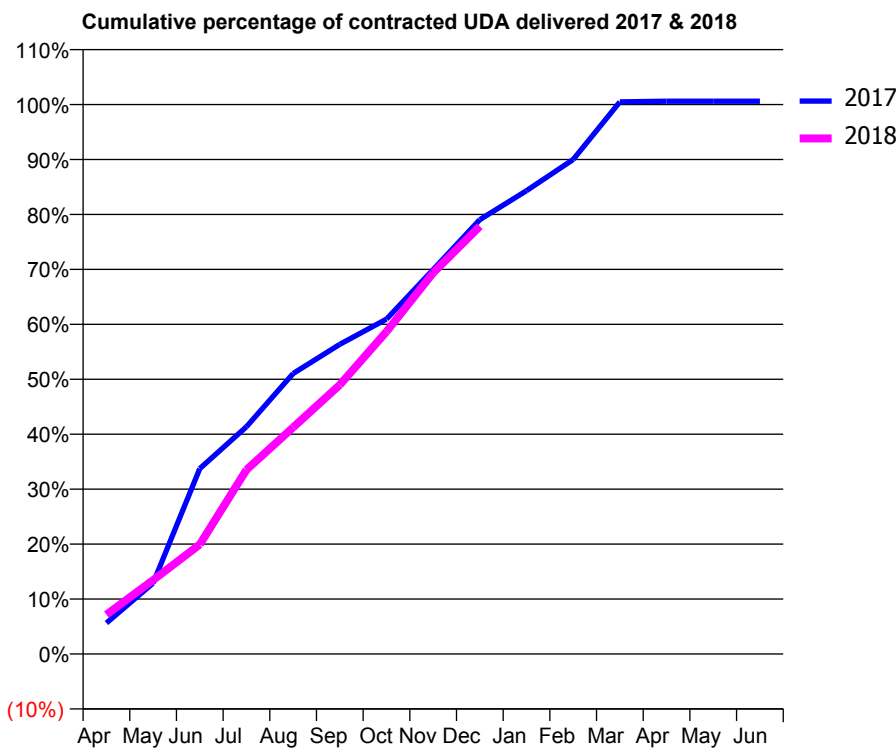
17/18 Contracted general activity (UDA)	3,000
Carry forward general activity (UDA)	-18
17/18 Contracted orthodontic activity (UOA)	0
Carry forward orthodontic activity (UOA)	0
Baseline contract value	£85,573.86

ACCESS*

Patients seen in 24 months	Total	Change since previous quarter
Quarter ending December 2016	1,141	
Quarter ending March 2017	1,131	→
Quarter ending June 2017	1,116	↓
Quarter ending September 2017	1,090	↓
Quarter ending December 2017	1,091	→
Variance since December 2016	(4.4%)	↓



ACTIVITY



Month	Adjusted Scheduled Activity (UDA)	
	2017	2018
April	170	215
May	387	404
June	1,013	598
July	1,241	1,006
August	1,531	1,237
September	1,691	1,469
October	1,828	1,760
November	2,098	2,081
December	2,372	2,335
January	2,529	
February	2,700	
March	3,014	
April	3,018	
May	3,018	
June	3,018	

QUALITY

	Quantity	Base Number	Contract	AT	Region	England
% of FP17s for the same patient ID Re-attending within 3 months - Children	24	320	7.5%	10.5%	11.6%	12.0%
% of FP17s for the same patient ID Re-attending within 3 months - Adults	68	590	11.5%	16.0%	16.7%	15.9%
% of FP17s for the same patient ID Re-attending between 3 & 9 months - Children	140	320	43.8%	42.9%	47.3%	58.0%
% of FP17s for the same patient ID Re-attending between 3 & 9 months - Adults	221	590	37.5%	35.8%	38.3%	50.5%
% of FP17s for Band 1 Urgent Courses	81	907	8.9%	10.8%	10.5%	9.0%
% of FP17s Relating to Free Repair or Replacements	0	907	0.0%	0.5%	0.6%	0.8%
% of FP17s Relating to Continuations	0	907	0.0%	0.7%	0.8%	1.1%
% of Patients satisfied with the dentistry they have received	0	0	N/A	88.9%	89.0%	91.5%
% of Patients satisfied with the time they had to wait for an appointment	0	0	N/A	81.7%	84.2%	87.9%

* This is based on patients treated on this contract for their most recent course of treatment. Figures in italics indicate the base number of FP17s or Patient Questionnaire responses are less than 100. N/A is shown where the base number of responses is less than 10 during the period. % is calculated as Quantity/Base number*100

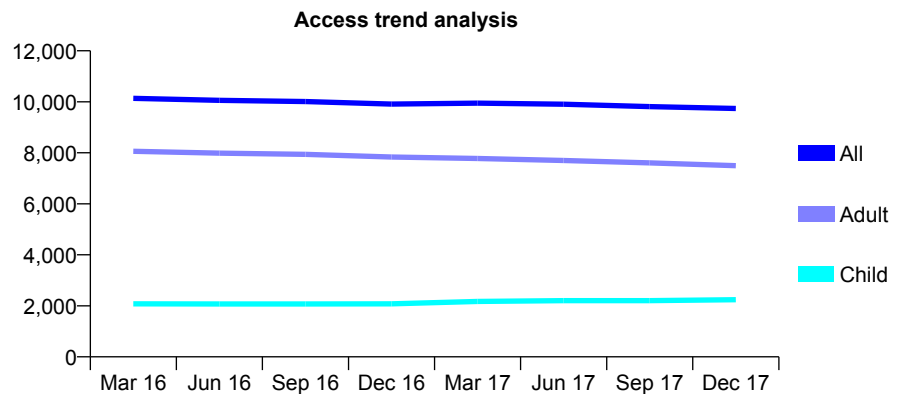
Q61 - Vital Signs At a Glance Contract Report for 306711/0001 - December 2017

Name or company name	Raydens Dental Surgery
Contract type name	GDS Contract
Purpose of contract	General
Contract start date	01/04/2006
Contract end date	

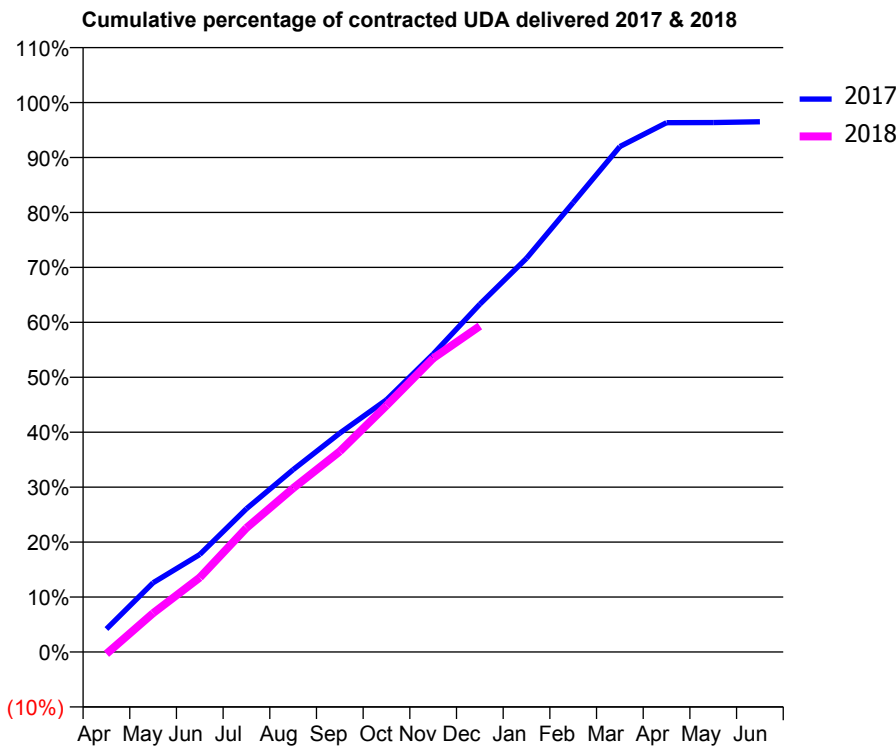
17/18 Contracted general activity (UDA)	25,759
Carry forward general activity (UDA)	904
17/18 Contracted orthodontic activity (UOA)	0
Carry forward orthodontic activity (UOA)	0
Baseline contract value	£592,802.85

ACCESS*

Patients seen in 24 months	Total	Change since previous quarter
Quarter ending December 2016	9,911	
Quarter ending March 2017	9,948	→
Quarter ending June 2017	9,905	→
Quarter ending September 2017	9,810	→
Quarter ending December 2017	9,736	→
Variance since December 2016	(1.8%)	↓



ACTIVITY



Month	Adjusted Scheduled Activity (UDA)	
	2017	2018
April	1,081	-91
May	3,249	1,823
June	4,571	3,490
July	6,718	5,820
August	8,548	7,680
September	10,262	9,402
October	11,821	11,554
November	13,965	13,769
December	16,306	15,282
January	18,454	
February	21,072	
March	23,693	
April	24,813	
May	24,821	
June	24,855	

QUALITY

	Quantity	Base Number	Contract	AT	Region	England
% of FP17s for the same patient ID Re-attending within 3 months - Children	146	1,978	7.4%	10.5%	11.6%	12.0%
% of FP17s for the same patient ID Re-attending within 3 months - Adults	929	6,279	14.8%	16.0%	16.7%	15.9%
% of FP17s for the same patient ID Re-attending between 3 & 9 months - Children	820	1,978	41.5%	42.9%	47.3%	58.0%
% of FP17s for the same patient ID Re-attending between 3 & 9 months - Adults	2,281	6,279	36.3%	35.8%	38.3%	50.5%
% of FP17s for Band 1 Urgent Courses	1,061	7,727	13.7%	10.8%	10.5%	9.0%
% of FP17s Relating to Free Repair or Replacements	97	7,727	1.3%	0.5%	0.6%	0.8%
% of FP17s Relating to Continuations	37	7,727	0.5%	0.7%	0.8%	1.1%
% of Patients satisfied with the dentistry they have received	9	9	N/A	88.9%	89.0%	91.5%
% of Patients satisfied with the time they had to wait for an appointment	7	9	N/A	81.7%	84.2%	87.9%

* This is based on patients treated on this contract for their most recent course of treatment. Figures in italics indicate the base number of FP17s or Patient Questionnaire responses are less than 100. N/A is shown where the base number of responses is less than 10 during the period. % is calculated as Quantity/Base number*100

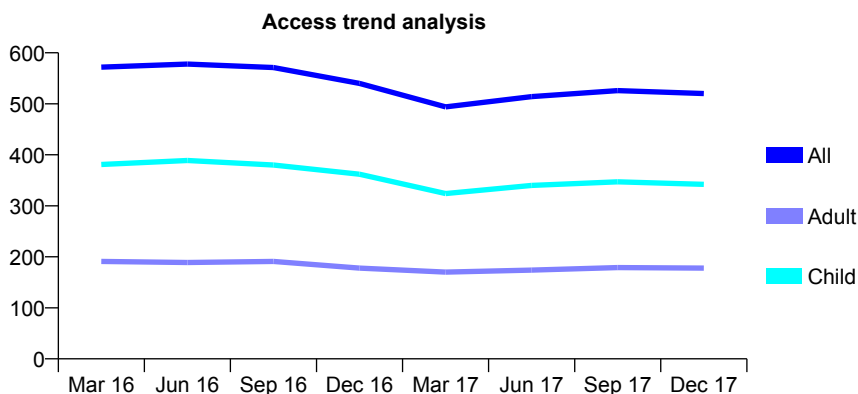
Q61 - Vital Signs At a Glance Contract Report for 307386/0001 - December 2017

Name or company name	Meeson Family Dental Practice
Contract type name	GDS Contract
Purpose of contract	General
Contract start date	01/04/2006
Contract end date	

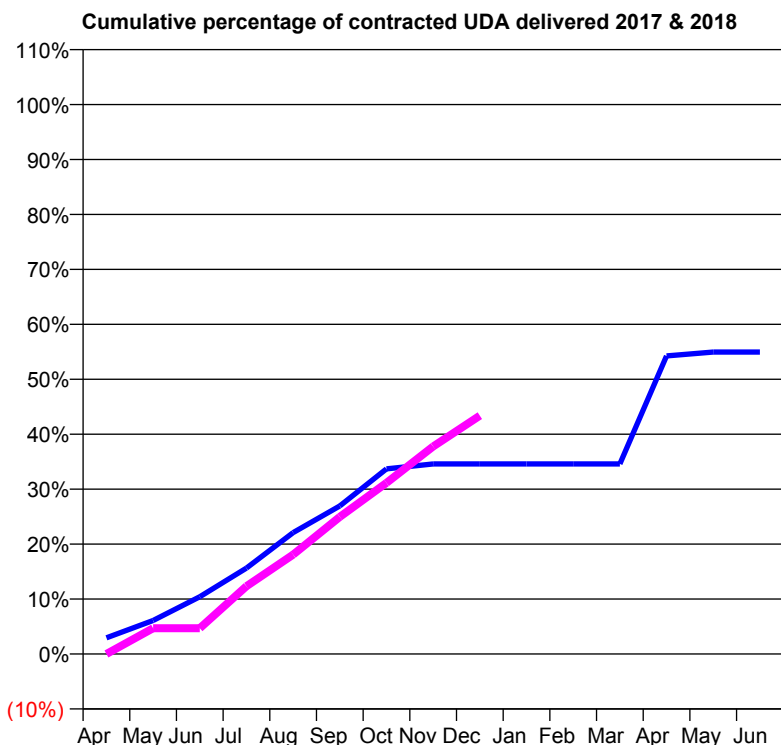
17/18 Contracted general activity (UDA)	1,900
Carry forward general activity (UDA)	0
17/18 Contracted orthodontic activity (UOA)	0
Carry forward orthodontic activity (UOA)	0
Baseline contract value	£39,829.84

ACCESS*

Patients seen in 24 months	Total	Change since previous quarter
Quarter ending December 2016	540	
Quarter ending March 2017	494	↓
Quarter ending June 2017	514	↑
Quarter ending September 2017	526	↑
Quarter ending December 2017	520	↓
Variance since December 2016	(3.7%)	↓



ACTIVITY



Month	Adjusted Scheduled Activity (UDA)	
	2017	2018
April	56	0
May	116	89
June	198	89
July	297	235
August	420	344
September	512	474
October	640	592
November	657	718
December	657	824
January	657	
February	657	
March	657	
April	1,031	
May	1,044	
June	1,044	

QUALITY

	Quantity	Base Number	Contract	AT	Region	England
% of FP17s for the same patient ID Re-attending within 3 months - Children	19	411	4.6%	10.5%	11.6%	12.0%
% of FP17s for the same patient ID Re-attending within 3 months - Adults	15	114	13.2%	16.0%	16.7%	15.9%
% of FP17s for the same patient ID Re-attending between 3 & 9 months - Children	175	411	42.6%	42.9%	47.3%	58.0%
% of FP17s for the same patient ID Re-attending between 3 & 9 months - Adults	29	114	25.4%	35.8%	38.3%	50.5%
% of FP17s for Band 1 Urgent Courses	16	336	4.8%	10.8%	10.5%	9.0%
% of FP17s Relating to Free Repair or Replacements	0	336	0.0%	0.5%	0.6%	0.8%
% of FP17s Relating to Continuations	0	336	0.0%	0.7%	0.8%	1.1%
% of Patients satisfied with the dentistry they have received	0	0	N/A	88.9%	89.0%	91.5%
% of Patients satisfied with the time they had to wait for an appointment	0	0	N/A	81.7%	84.2%	87.9%

* This is based on patients treated on this contract for their most recent course of treatment. Figures in italics indicate the base number of FP17s or Patient Questionnaire responses are less than 100. N/A is shown where the base number of responses is less than 10 during the period. % is calculated as Quantity/Base number*100

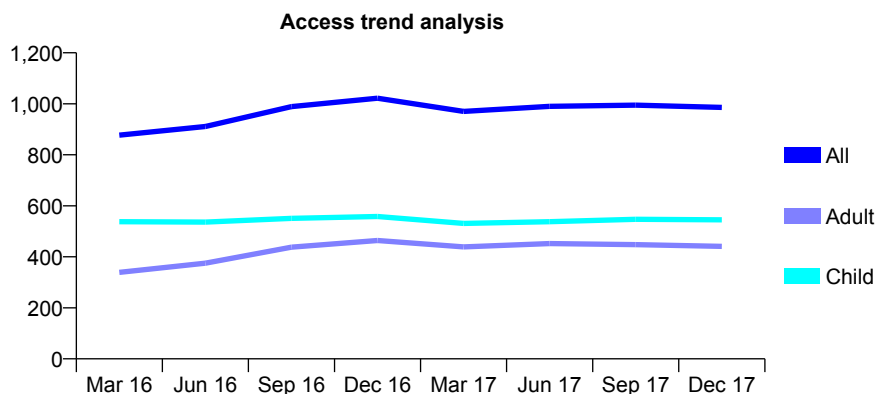
Q61 - Vital Signs At a Glance Contract Report for 308536/0001 - December 2017

Name or company name	MR AR ROSS
Contract type name	GDS Contract
Purpose of contract	General
Contract start date	01/04/2006
Contract end date	

17/18 Contracted general activity (UDA)	1,393
Carry forward general activity (UDA)	-28
17/18 Contracted orthodontic activity (UOA)	0
Carry forward orthodontic activity (UOA)	0
Baseline contract value	£29,268.23

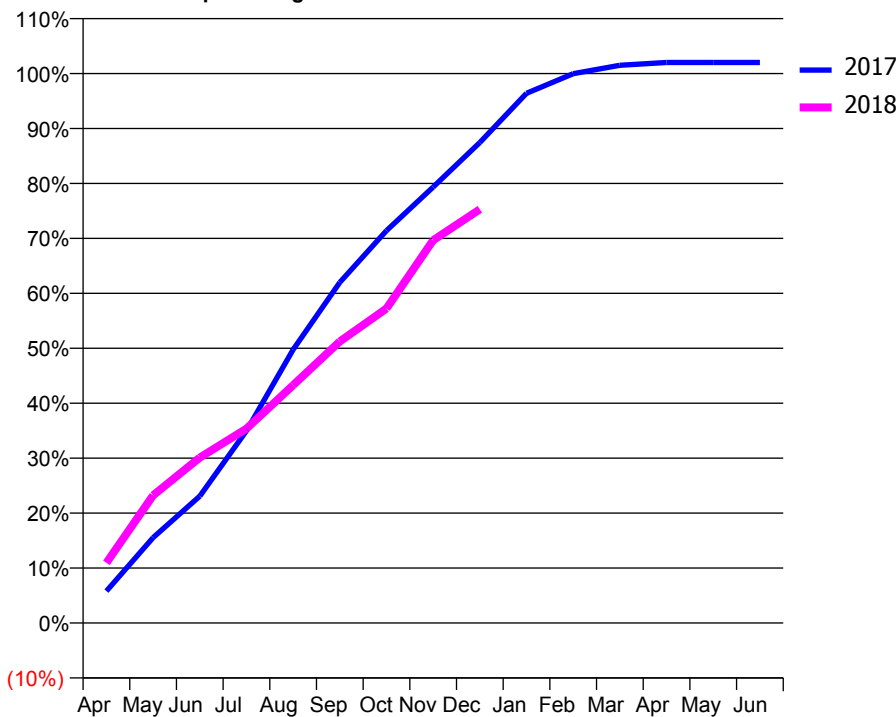
ACCESS*

Patients seen in 24 months	Total	Change since previous quarter
Quarter ending December 2016	1,022	
Quarter ending March 2017	970	↓
Quarter ending June 2017	990	↑
Quarter ending September 2017	995	→
Quarter ending December 2017	986	→
Variance since December 2016	(3.5%)	↓



ACTIVITY

Cumulative percentage of contracted UDA delivered 2017 & 2018



Month	Adjusted Scheduled Activity (UDA)	
	2017	2018
April	81	153
May	217	324
June	322	419
July	487	493
August	693	603
September	863	714
October	995	797
November	1,105	970
December	1,218	1,049
January	1,343	
February	1,393	
March	1,414	
April	1,421	
May	1,421	
June	1,421	

QUALITY

	Quantity	Base Number	Contract	AT	Region	England
% of FP17s for the same patient ID Re-attending within 3 months - Children	19	581	3.3%	10.5%	11.6%	12.0%
% of FP17s for the same patient ID Re-attending within 3 months - Adults	16	240	6.7%	16.0%	16.7%	15.9%
% of FP17s for the same patient ID Re-attending between 3 & 9 months - Children	310	581	53.4%	42.9%	47.3%	58.0%
% of FP17s for the same patient ID Re-attending between 3 & 9 months - Adults	110	240	45.8%	35.8%	38.3%	50.5%
% of FP17s for Band 1 Urgent Courses	33	816	4.0%	10.8%	10.5%	9.0%
% of FP17s Relating to Free Repair or Replacements	1	816	0.1%	0.5%	0.6%	0.8%
% of FP17s Relating to Continuations	0	816	0.0%	0.7%	0.8%	1.1%
% of Patients satisfied with the dentistry they have received	1	1	N/A	88.9%	89.0%	91.5%
% of Patients satisfied with the time they had to wait for an appointment	1	1	N/A	81.7%	84.2%	87.9%

* This is based on patients treated on this contract for their most recent course of treatment. Figures in italics indicate the base number of FP17s or Patient Questionnaire responses are less than 100. N/A is shown where the base number of responses is less than 10 during the period. % is calculated as Quantity/Base number*100

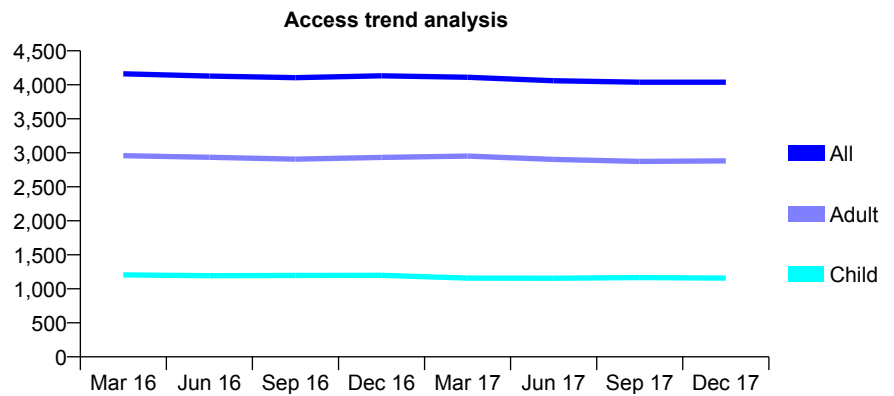
Q61 - Vital Signs At a Glance Contract Report for 310093/0001 - December 2017

Name or company name	MR DG BORODA
Contract type name	GDS Contract
Purpose of contract	General
Contract start date	01/04/2006
Contract end date	

17/18 Contracted general activity (UDA)	10,534
Carry forward general activity (UDA)	-43
17/18 Contracted orthodontic activity (UOA)	0
Carry forward orthodontic activity (UOA)	0
Baseline contract value	£287,567.09

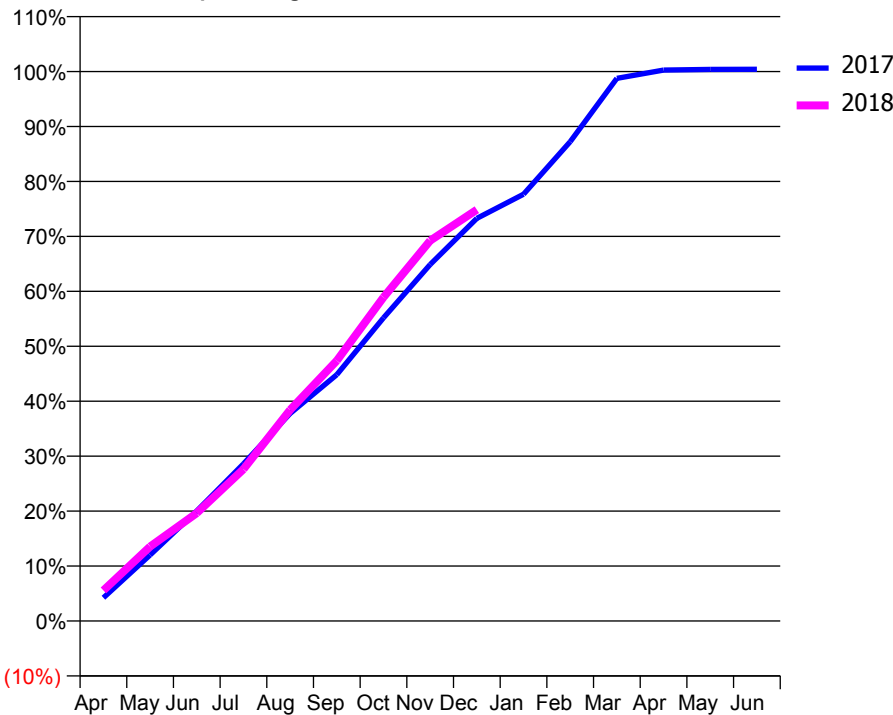
ACCESS*

Patients seen in 24 months	Total	Change since previous quarter
Quarter ending December 2016	4,132	
Quarter ending March 2017	4,110	→
Quarter ending June 2017	4,059	↓
Quarter ending September 2017	4,039	→
Quarter ending December 2017	4,038	→
Variance since December 2016	(2.3%)	↓



ACTIVITY

Cumulative percentage of contracted UDA delivered 2017 & 2018



Month	Adjusted Scheduled Activity (UDA)	
	2017	2018
April	446	587
May	1,267	1,427
June	2,110	2,070
July	3,014	2,911
August	3,979	4,048
September	4,723	4,991
October	5,812	6,205
November	6,835	7,292
December	7,719	7,884
January	8,182	
February	9,188	
March	10,403	
April	10,562	
May	10,574	
June	10,577	

QUALITY

	Quantity	Base Number	Contract	AT	Region	England
% of FP17s for the same patient ID Re-attending within 3 months - Children	46	997	4.6%	10.5%	11.6%	12.0%
% of FP17s for the same patient ID Re-attending within 3 months - Adults	279	2,206	12.6%	16.0%	16.7%	15.9%
% of FP17s for the same patient ID Re-attending between 3 & 9 months - Children	446	997	44.7%	42.9%	47.3%	58.0%
% of FP17s for the same patient ID Re-attending between 3 & 9 months - Adults	812	2,206	36.8%	35.8%	38.3%	50.5%
% of FP17s for Band 1 Urgent Courses	206	3,141	6.6%	10.8%	10.5%	9.0%
% of FP17s Relating to Free Repair or Replacements	0	3,141	0.0%	0.5%	0.6%	0.8%
% of FP17s Relating to Continuations	48	3,141	1.5%	0.7%	0.8%	1.1%
% of Patients satisfied with the dentistry they have received	1	1	N/A	88.9%	89.0%	91.5%
% of Patients satisfied with the time they had to wait for an appointment	1	1	N/A	81.7%	84.2%	87.9%

* This is based on patients treated on this contract for their most recent course of treatment. Figures in italics indicate the base number of FP17s or Patient Questionnaire responses are less than 100. N/A is shown where the base number of responses is less than 10 during the period. % is calculated as Quantity/Base number*100

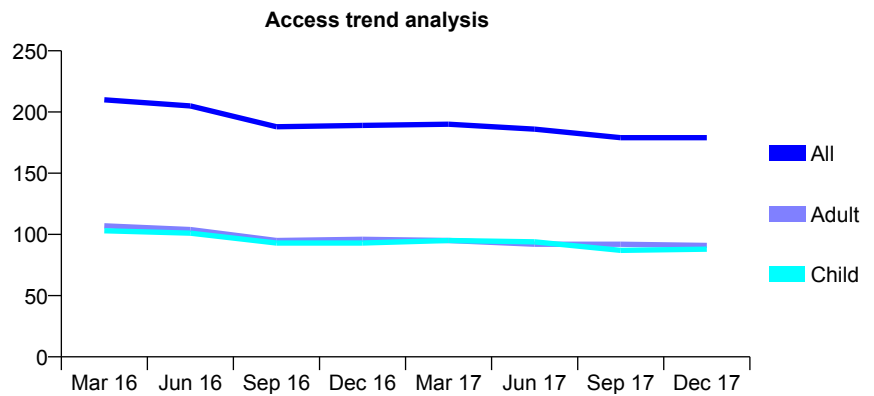
Q61 - Vital Signs At a Glance Contract Report for 319694/0001 - December 2017

Name or company name	MR A LANGDON
Contract type name	GDS Contract
Purpose of contract	General
Contract start date	01/04/2006
Contract end date	

17/18 Contracted general activity (UDA)	800
Carry forward general activity (UDA)	0
17/18 Contracted orthodontic activity (UOA)	0
Carry forward orthodontic activity (UOA)	0
Baseline contract value	£18,154.07

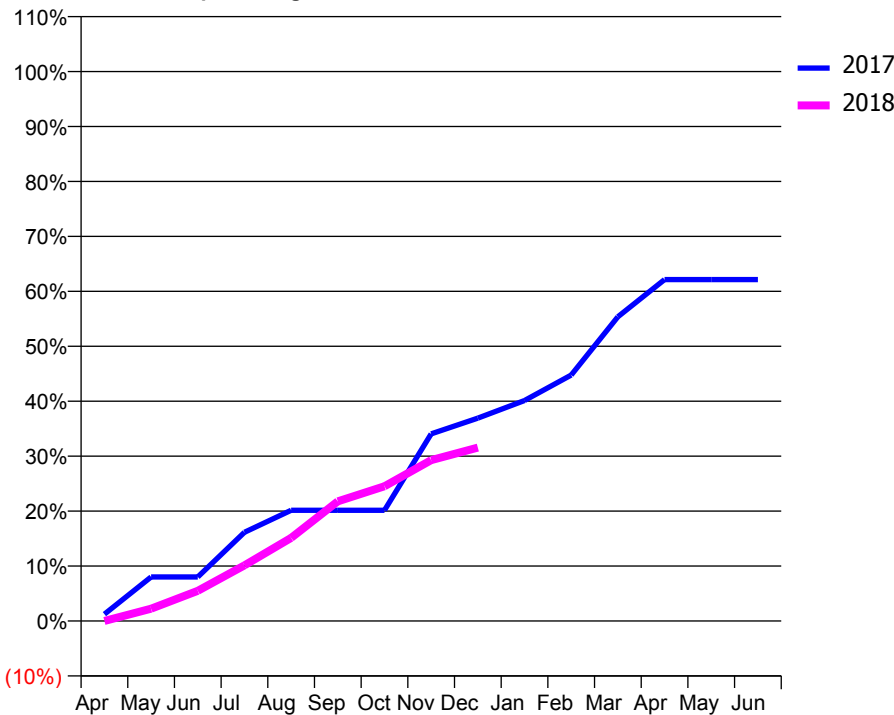
ACCESS*

Patients seen in 24 months	Total	Change since previous quarter
Quarter ending December 2016	189	
Quarter ending March 2017	190	→
Quarter ending June 2017	186	↓
Quarter ending September 2017	179	↓
Quarter ending December 2017	179	→
Variance since December 2016	(5.3%)	↓



ACTIVITY

Cumulative percentage of contracted UDA delivered 2017 & 2018



Month	Adjusted Scheduled Activity (UDA)	
	2017	2018
April	10	0
May	64	18
June	64	44
July	129	81
August	161	121
September	161	174
October	161	196
November	272	234
December	295	252
January	321	
February	358	
March	443	
April	497	
May	497	
June	497	

QUALITY

	Quantity	Base Number	Contract	AT	Region	England
% of FP17s for the same patient ID Re-attending within 3 months - Children	14	77	18.2%	10.5%	11.6%	12.0%
% of FP17s for the same patient ID Re-attending within 3 months - Adults	7	58	12.1%	16.0%	16.7%	15.9%
% of FP17s for the same patient ID Re-attending between 3 & 9 months - Children	35	77	45.5%	42.9%	47.3%	58.0%
% of FP17s for the same patient ID Re-attending between 3 & 9 months - Adults	27	58	46.6%	35.8%	38.3%	50.5%
% of FP17s for Band 1 Urgent Courses	2	109	1.8%	10.8%	10.5%	9.0%
% of FP17s Relating to Free Repair or Replacements	2	109	1.8%	0.5%	0.6%	0.8%
% of FP17s Relating to Continuations	6	109	5.5%	0.7%	0.8%	1.1%
% of Patients satisfied with the dentistry they have received	0	0	N/A	88.9%	89.0%	91.5%
% of Patients satisfied with the time they had to wait for an appointment	0	0	N/A	81.7%	84.2%	87.9%

* This is based on patients treated on this contract for their most recent course of treatment. Figures in italics indicate the base number of FP17s or Patient Questionnaire responses are less than 100. N/A is shown where the base number of responses is less than 10 during the period. % is calculated as Quantity/Base number*100

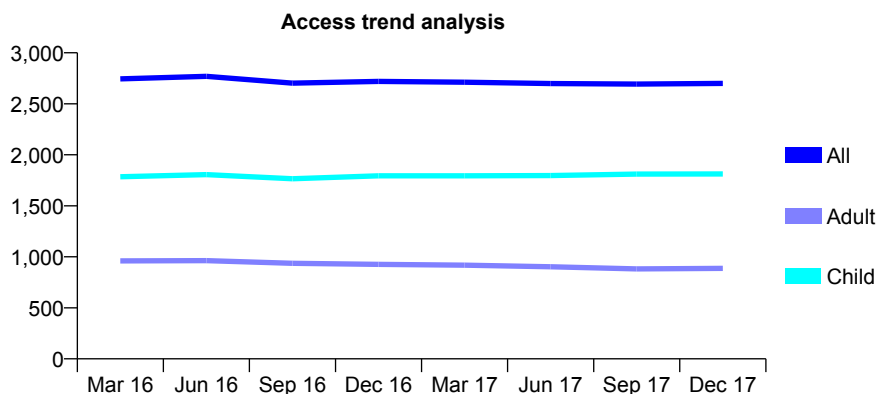
Q61 - Vital Signs At a Glance Contract Report for 325775/0001 - December 2017

Name or company name	MR R BABBAR
Contract type name	GDS Contract
Purpose of contract	General
Contract start date	01/04/2006
Contract end date	

17/18 Contracted general activity (UDA)	5,818
Carry forward general activity (UDA)	-116
17/18 Contracted orthodontic activity (UOA)	0
Carry forward orthodontic activity (UOA)	0
Baseline contract value	£152,738.75

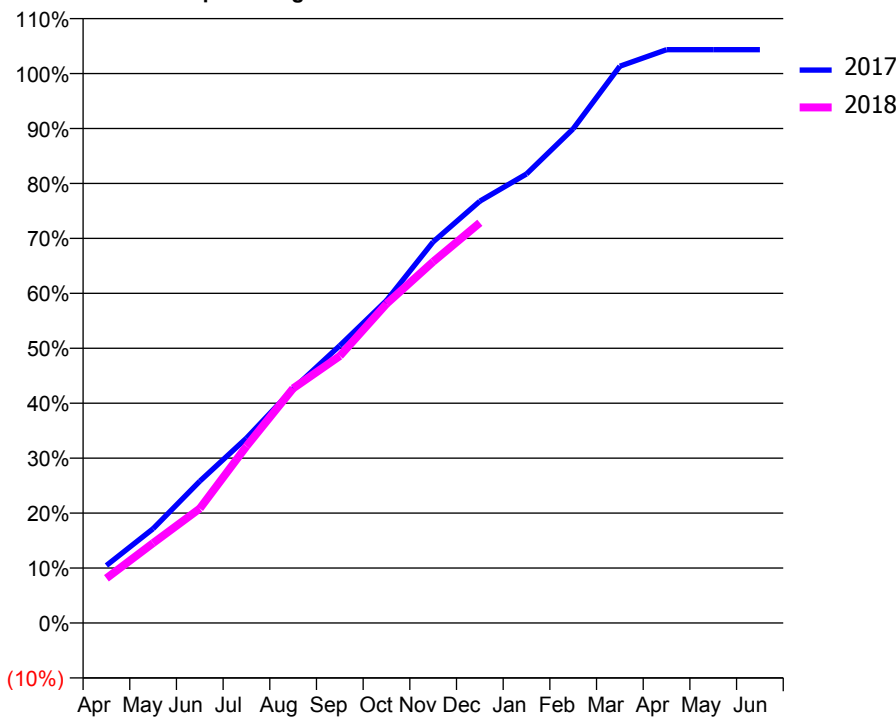
ACCESS*

Patients seen in 24 months	Total	Change since previous quarter
Quarter ending December 2016	2,720	
Quarter ending March 2017	2,712	→
Quarter ending June 2017	2,699	→
Quarter ending September 2017	2,693	→
Quarter ending December 2017	2,700	→
Variance since December 2016	(0.7%)	→



ACTIVITY

Cumulative percentage of contracted UDA delivered 2017 & 2018



Month	Adjusted Scheduled Activity (UDA)	
	2017	2018
April	609	474
May	999	846
June	1,501	1,211
July	1,957	1,872
August	2,480	2,485
September	2,937	2,828
October	3,414	3,380
November	4,036	3,825
December	4,467	4,238
January	4,755	
February	5,233	
March	5,895	
April	6,070	
May	6,070	
June	6,070	

QUALITY

	Quantity	Base Number	Contract	AT	Region	England
% of FP17s for the same patient ID Re-attending within 3 months - Children	118	1,638	7.2%	10.5%	11.6%	12.0%
% of FP17s for the same patient ID Re-attending within 3 months - Adults	180	680	26.5%	16.0%	16.7%	15.9%
% of FP17s for the same patient ID Re-attending between 3 & 9 months - Children	735	1,638	44.9%	42.9%	47.3%	58.0%
% of FP17s for the same patient ID Re-attending between 3 & 9 months - Adults	200	680	29.4%	35.8%	38.3%	50.5%
% of FP17s for Band 1 Urgent Courses	259	2,260	11.5%	10.8%	10.5%	9.0%
% of FP17s Relating to Free Repair or Replacements	0	2,260	0.0%	0.5%	0.6%	0.8%
% of FP17s Relating to Continuations	20	2,260	0.9%	0.7%	0.8%	1.1%
% of Patients satisfied with the dentistry they have received	0	0	N/A	88.9%	89.0%	91.5%
% of Patients satisfied with the time they had to wait for an appointment	0	0	N/A	81.7%	84.2%	87.9%

* This is based on patients treated on this contract for their most recent course of treatment. Figures in italics indicate the base number of FP17s or Patient Questionnaire responses are less than 100. N/A is shown where the base number of responses is less than 10 during the period. % is calculated as Quantity/Base number*100

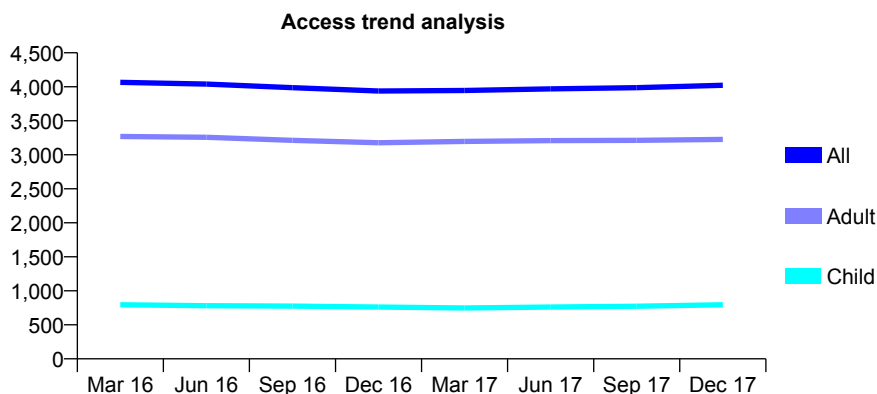
Q61 - Vital Signs At a Glance Contract Report for 326216/0001 - December 2017

Name or company name	MR LC WONG
Contract type name	GDS Contract
Purpose of contract	General
Contract start date	01/04/2006
Contract end date	

17/18 Contracted general activity (UDA)	14,316
Carry forward general activity (UDA)	-236
17/18 Contracted orthodontic activity (UOA)	0
Carry forward orthodontic activity (UOA)	0
Baseline contract value	£354,557.84

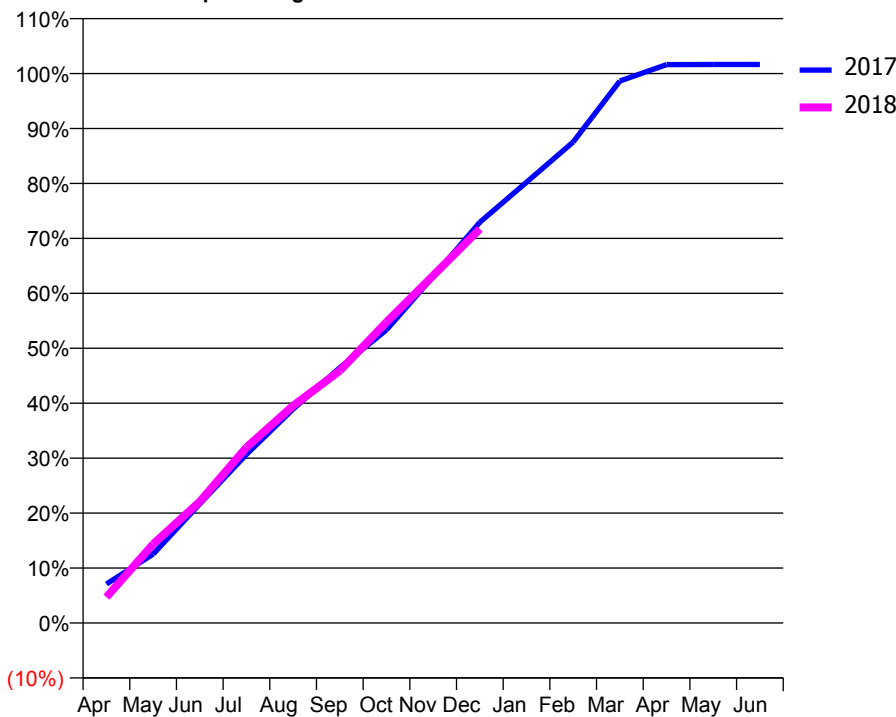
ACCESS*

Patients seen in 24 months	Total	Change since previous quarter
Quarter ending December 2016	3,938	
Quarter ending March 2017	3,946	→
Quarter ending June 2017	3,970	→
Quarter ending September 2017	3,987	→
Quarter ending December 2017	4,023	→
Variance since December 2016	2.2%	↑



ACTIVITY

Cumulative percentage of contracted UDA delivered 2017 & 2018



QUALITY

	Quantity	Base Number	Contract	AT	Region	England
% of FP17s for the same patient ID Re-attending within 3 months - Children	41	797	5.1%	10.5%	11.6%	12.0%
% of FP17s for the same patient ID Re-attending within 3 months - Adults	527	3,306	15.9%	16.0%	16.7%	15.9%
% of FP17s for the same patient ID Re-attending between 3 & 9 months - Children	415	797	52.1%	42.9%	47.3%	58.0%
% of FP17s for the same patient ID Re-attending between 3 & 9 months - Adults	1,555	3,306	47.0%	35.8%	38.3%	50.5%
% of FP17s for Band 1 Urgent Courses	278	3,944	7.0%	10.8%	10.5%	9.0%
% of FP17s Relating to Free Repair or Replacements	39	3,944	1.0%	0.5%	0.6%	0.8%
% of FP17s Relating to Continuations	68	3,944	1.7%	0.7%	0.8%	1.1%
% of Patients satisfied with the dentistry they have received	5	6	N/A	88.9%	89.0%	91.5%
% of Patients satisfied with the time they had to wait for an appointment	5	6	N/A	81.7%	84.2%	87.9%

* This is based on patients treated on this contract for their most recent course of treatment. Figures in italics indicate the base number of FP17s or Patient Questionnaire responses are less than 100. N/A is shown where the base number of responses is less than 10 during the period. % is calculated as Quantity/Base number*100

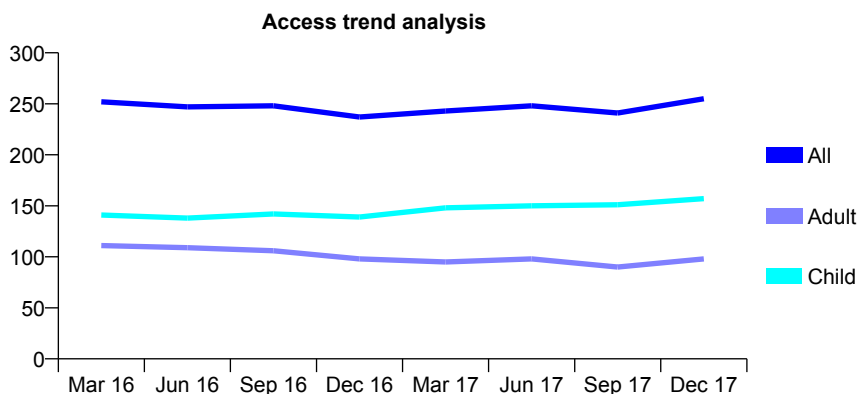
Q61 - Vital Signs At a Glance Contract Report for 327948/0001 - December 2017

Name or company name	The Hazelwood Dental Practice
Contract type name	GDS Contract
Purpose of contract	General
Contract start date	01/04/2006
Contract end date	

17/18 Contracted general activity (UDA)	481
Carry forward general activity (UDA)	0
17/18 Contracted orthodontic activity (UOA)	0
Carry forward orthodontic activity (UOA)	0
Baseline contract value	£11,906.25

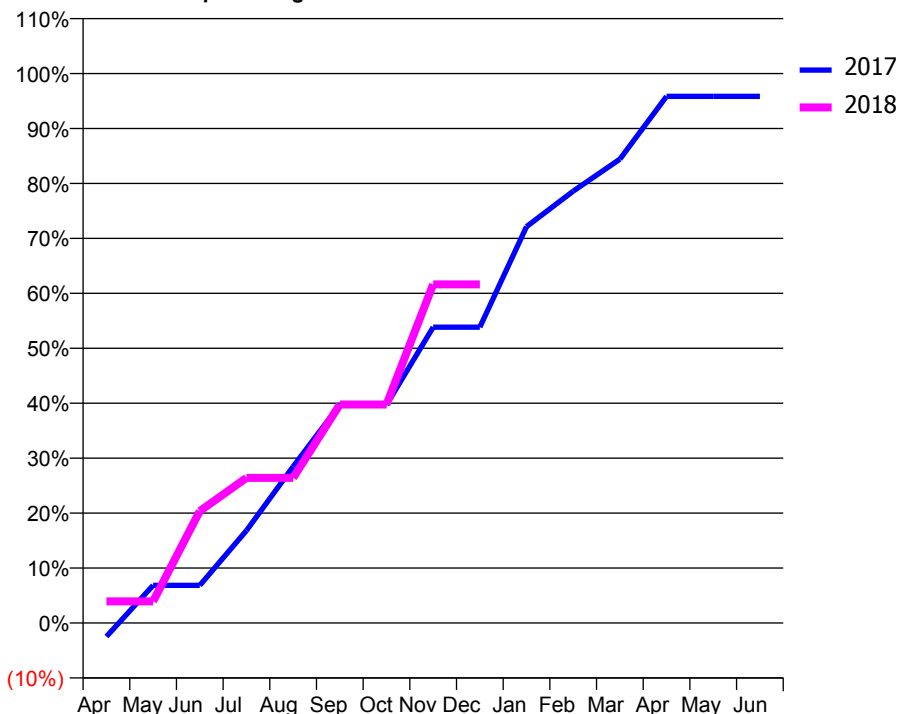
ACCESS*

Patients seen in 24 months	Total	Change since previous quarter
Quarter ending December 2016	237	
Quarter ending March 2017	243	↑
Quarter ending June 2017	248	↑
Quarter ending September 2017	241	↓
Quarter ending December 2017	255	↑
Variance since December 2016	7.6%	↑



ACTIVITY

Cumulative percentage of contracted UDA delivered 2017 & 2018



Month	Adjusted Scheduled Activity (UDA)	
	2017	2018
April	-12	19
May	33	19
June	33	98
July	81	127
August	137	127
September	191	191
October	191	191
November	259	296
December	259	296
January	347	
February	378	
March	406	
April	461	
May	461	
June	461	

QUALITY

	Quantity	Base Number	Contract	AT	Region	England
% of FP17s for the same patient ID Re-attending within 3 months - Children	4	172	2.3%	10.5%	11.6%	12.0%
% of FP17s for the same patient ID Re-attending within 3 months - Adults	3	67	4.5%	16.0%	16.7%	15.9%
% of FP17s for the same patient ID Re-attending between 3 & 9 months - Children	100	172	58.1%	42.9%	47.3%	58.0%
% of FP17s for the same patient ID Re-attending between 3 & 9 months - Adults	35	67	52.2%	35.8%	38.3%	50.5%
% of FP17s for Band 1 Urgent Courses	3	207	1.4%	10.8%	10.5%	9.0%
% of FP17s Relating to Free Repair or Replacements	0	207	0.0%	0.5%	0.6%	0.8%
% of FP17s Relating to Continuations	0	207	0.0%	0.7%	0.8%	1.1%
% of Patients satisfied with the dentistry they have received	0	0	N/A	88.9%	89.0%	91.5%
% of Patients satisfied with the time they had to wait for an appointment	0	0	N/A	81.7%	84.2%	87.9%

* This is based on patients treated on this contract for their most recent course of treatment. Figures in italics indicate the base number of FP17s or Patient Questionnaire responses are less than 100. N/A is shown where the base number of responses is less than 10 during the period. % is calculated as Quantity/Base number*100

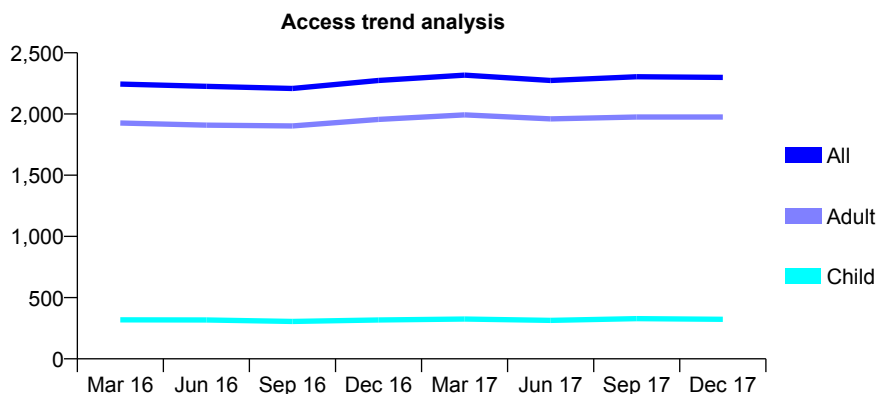
Q61 - Vital Signs At a Glance Contract Report for 328766/0001 - December 2017

Name or company name	MR RB TRAVERS
Contract type name	GDS Contract
Purpose of contract	General
Contract start date	01/04/2006
Contract end date	

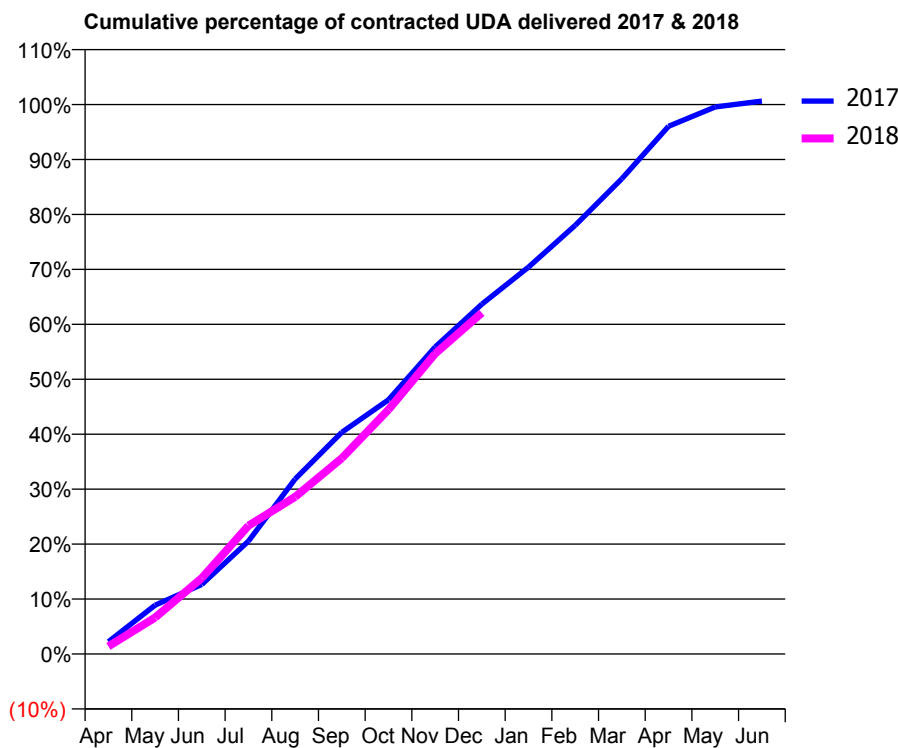
17/18 Contracted general activity (UDA)	8,132
Carry forward general activity (UDA)	-51
17/18 Contracted orthodontic activity (UOA)	0
Carry forward orthodontic activity (UOA)	0
Baseline contract value	£251,432.36

ACCESS*

Patients seen in 24 months	Total	Change since previous quarter
Quarter ending December 2016	2,274	
Quarter ending March 2017	2,318	→
Quarter ending June 2017	2,274	↓
Quarter ending September 2017	2,304	→
Quarter ending December 2017	2,299	→
Variance since December 2016	1.1%	→



ACTIVITY



Month	Adjusted Scheduled Activity (UDA)	
	2017	2018
April	182	113
May	723	541
June	1,029	1,123
July	1,671	1,900
August	2,589	2,325
September	3,281	2,898
October	3,763	3,617
November	4,544	4,444
December	5,177	5,048
January	5,726	
February	6,343	
March	7,033	
April	7,810	
May	8,096	
June	8,183	

QUALITY

	Quantity	Base Number	Contract	AT	Region	England
% of FP17s for the same patient ID Re-attending within 3 months - Children	12	265	4.5%	10.5%	11.6%	12.0%
% of FP17s for the same patient ID Re-attending within 3 months - Adults	130	1,440	9.0%	16.0%	16.7%	15.9%
% of FP17s for the same patient ID Re-attending between 3 & 9 months - Children	86	265	32.5%	42.9%	47.3%	58.0%
% of FP17s for the same patient ID Re-attending between 3 & 9 months - Adults	417	1,440	29.0%	35.8%	38.3%	50.5%
% of FP17s for Band 1 Urgent Courses	39	1,396	2.8%	10.8%	10.5%	9.0%
% of FP17s Relating to Free Repair or Replacements	20	1,396	1.4%	0.5%	0.6%	0.8%
% of FP17s Relating to Continuations	17	1,396	1.2%	0.7%	0.8%	1.1%
% of Patients satisfied with the dentistry they have received	0	0	N/A	88.9%	89.0%	91.5%
% of Patients satisfied with the time they had to wait for an appointment	0	0	N/A	81.7%	84.2%	87.9%

* This is based on patients treated on this contract for their most recent course of treatment. Figures in italics indicate the base number of FP17s or Patient Questionnaire responses are less than 100. N/A is shown where the base number of responses is less than 10 during the period. % is calculated as Quantity/Base number*100

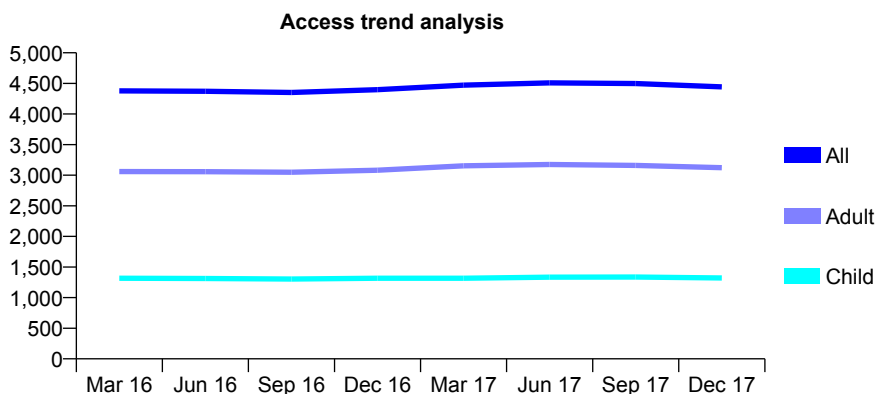
Q61 - Vital Signs At a Glance Contract Report for 329665/0002 - December 2017

Name or company name	MR A GANDECHA
Contract type name	GDS Contract
Purpose of contract	General
Contract start date	01/04/2006
Contract end date	

17/18 Contracted general activity (UDA)	14,047
Carry forward general activity (UDA)	237
17/18 Contracted orthodontic activity (UOA)	0
Carry forward orthodontic activity (UOA)	0
Baseline contract value	£365,705.76

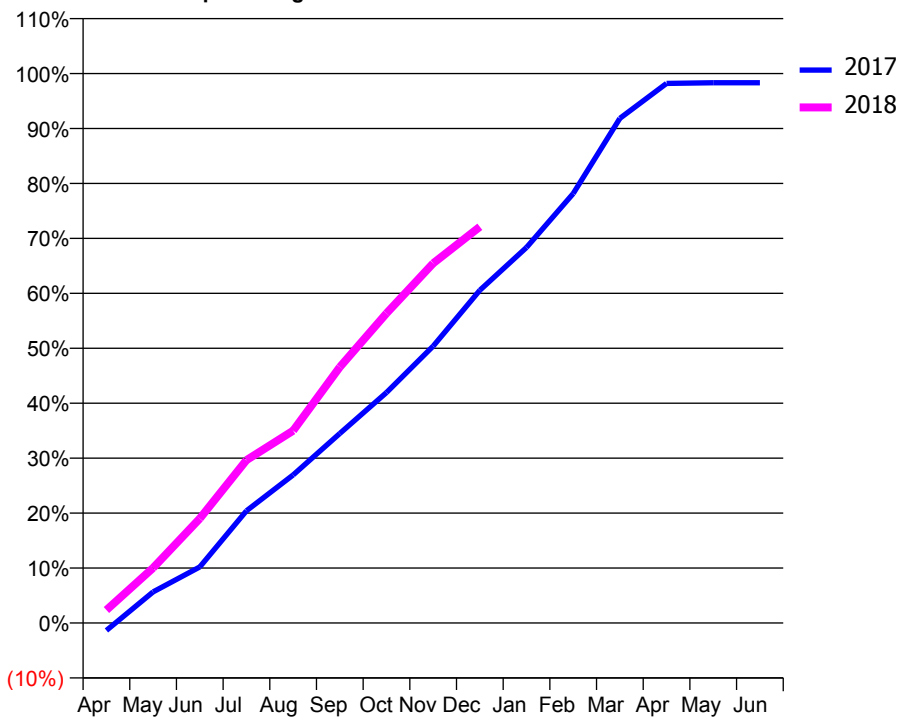
ACCESS*

Patients seen in 24 months	Total	Change since previous quarter
Quarter ending December 2016	4,398	
Quarter ending March 2017	4,471	→
Quarter ending June 2017	4,509	→
Quarter ending September 2017	4,497	→
Quarter ending December 2017	4,444	↓
Variance since December 2016	1.0%	→



ACTIVITY

Cumulative percentage of contracted UDA delivered 2017 & 2018



Month	Adjusted Scheduled Activity (UDA)	
	2017	2018
April	-192	334
May	795	1,409
June	1,433	2,671
July	2,867	4,164
August	3,785	4,918
September	4,846	6,544
October	5,892	7,918
November	7,079	9,196
December	8,506	10,128
January	9,601	
February	10,978	
March	12,900	
April	13,795	
May	13,810	
June	13,810	

QUALITY

	Quantity	Base Number	Contract	AT	Region	England
% of FP17s for the same patient ID Re-attending within 3 months - Children	138	1,333	10.4%	10.5%	11.6%	12.0%
% of FP17s for the same patient ID Re-attending within 3 months - Adults	525	2,854	18.4%	16.0%	16.7%	15.9%
% of FP17s for the same patient ID Re-attending between 3 & 9 months - Children	676	1,333	50.7%	42.9%	47.3%	58.0%
% of FP17s for the same patient ID Re-attending between 3 & 9 months - Adults	1,261	2,854	44.2%	35.8%	38.3%	50.5%
% of FP17s for Band 1 Urgent Courses	366	3,922	9.3%	10.8%	10.5%	9.0%
% of FP17s Relating to Free Repair or Replacements	48	3,922	1.2%	0.5%	0.6%	0.8%
% of FP17s Relating to Continuations	55	3,922	1.4%	0.7%	0.8%	1.1%
% of Patients satisfied with the dentistry they have received	7	7	N/A	88.9%	89.0%	91.5%
% of Patients satisfied with the time they had to wait for an appointment	7	7	N/A	81.7%	84.2%	87.9%

* This is based on patients treated on this contract for their most recent course of treatment. Figures in italics indicate the base number of FP17s or Patient Questionnaire responses are less than 100. N/A is shown where the base number of responses is less than 10 during the period. % is calculated as Quantity/Base number*100

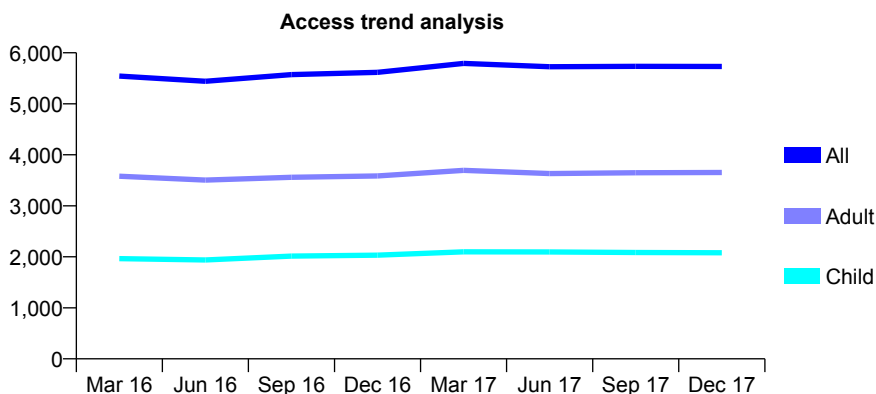
Q61 - Vital Signs At a Glance Contract Report for 332542/0001 - December 2017

Name or company name	MR V BAKSHI
Contract type name	GDS Contract
Purpose of contract	General
Contract start date	01/04/2006
Contract end date	

17/18 Contracted general activity (UDA)	12,606
Carry forward general activity (UDA)	203
17/18 Contracted orthodontic activity (UOA)	0
Carry forward orthodontic activity (UOA)	0
Baseline contract value	£342,367.90

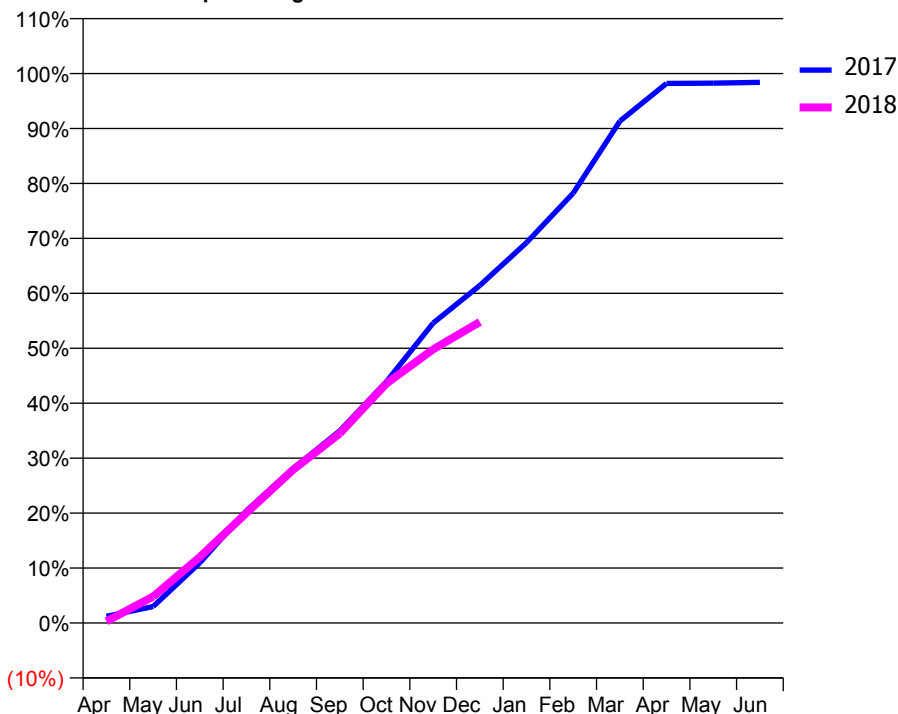
ACCESS*

Patients seen in 24 months	Total	Change since previous quarter
Quarter ending December 2016	5,618	
Quarter ending March 2017	5,793	↑
Quarter ending June 2017	5,727	↓
Quarter ending September 2017	5,735	→
Quarter ending December 2017	5,733	→
Variance since December 2016	2.0%	↑



ACTIVITY

Cumulative percentage of contracted UDA delivered 2017 & 2018



Month	Adjusted Scheduled Activity (UDA)	
	2017	2018
April	154	39
May	379	606
June	1,382	1,514
July	2,577	2,526
August	3,547	3,517
September	4,409	4,348
October	5,538	5,496
November	6,881	6,278
December	7,743	6,906
January	8,725	
February	9,862	
March	11,512	
April	12,379	
May	12,384	
June	12,403	

QUALITY

	Quantity	Base Number	Contract	AT	Region	England
% of FP17s for the same patient ID Re-attending within 3 months - Children	75	1,351	5.6%	10.5%	11.6%	12.0%
% of FP17s for the same patient ID Re-attending within 3 months - Adults	219	2,118	10.3%	16.0%	16.7%	15.9%
% of FP17s for the same patient ID Re-attending between 3 & 9 months - Children	321	1,351	23.8%	42.9%	47.3%	58.0%
% of FP17s for the same patient ID Re-attending between 3 & 9 months - Adults	466	2,118	22.0%	35.8%	38.3%	50.5%
% of FP17s for Band 1 Urgent Courses	222	2,758	8.0%	10.8%	10.5%	9.0%
% of FP17s Relating to Free Repair or Replacements	6	2,758	0.2%	0.5%	0.6%	0.8%
% of FP17s Relating to Continuations	13	2,758	0.5%	0.7%	0.8%	1.1%
% of Patients satisfied with the dentistry they have received	2	3	N/A	88.9%	89.0%	91.5%
% of Patients satisfied with the time they had to wait for an appointment	1	3	N/A	81.7%	84.2%	87.9%

* This is based on patients treated on this contract for their most recent course of treatment. Figures in italics indicate the base number of FP17s or Patient Questionnaire responses are less than 100. N/A is shown where the base number of responses is less than 10 during the period. % is calculated as Quantity/Base number*100

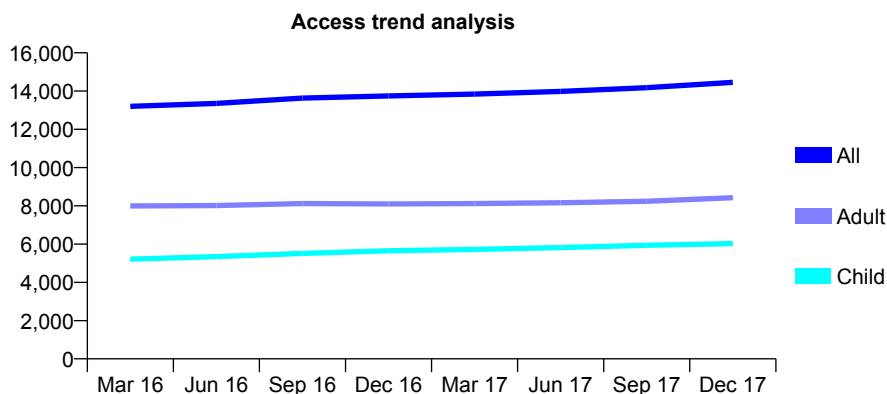
Q61 - Vital Signs At a Glance Contract Report for 332852/0001 - December 2017

Name or company name	MISS SK DHINDSA
Contract type name	GDS Contract
Purpose of contract	General
Contract start date	01/05/2013
Contract end date	

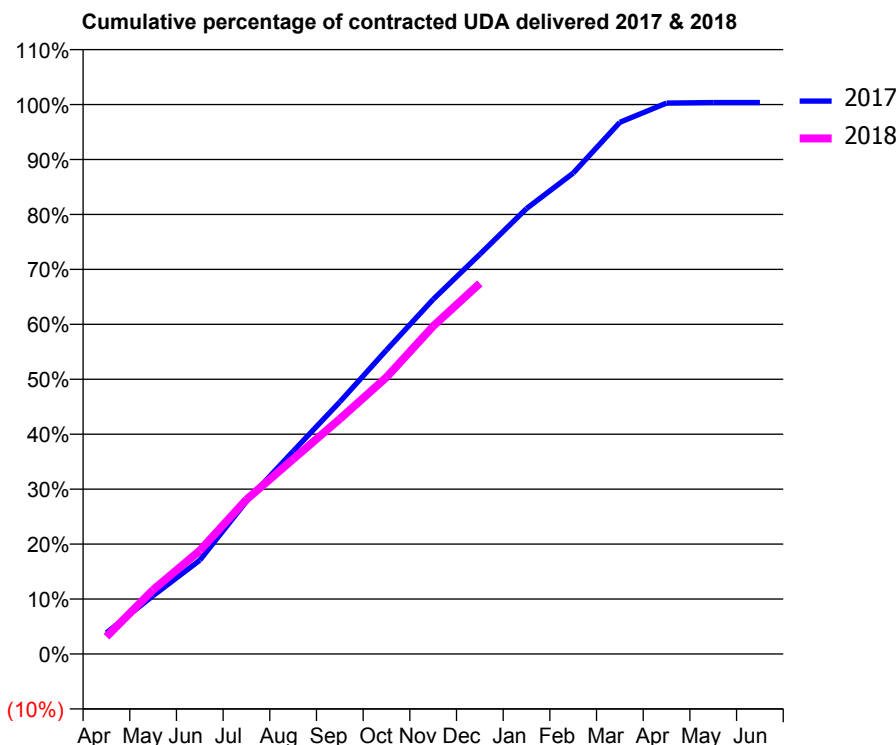
17/18 Contracted general activity (UDA)	33,873
Carry forward general activity (UDA)	-119
17/18 Contracted orthodontic activity (UOA)	0
Carry forward orthodontic activity (UOA)	0
Baseline contract value	£1,175,905.02

ACCESS*

Patients seen in 24 months	Total	Change since previous quarter
Quarter ending December 2016	13,746	
Quarter ending March 2017	13,843	→
Quarter ending June 2017	13,979	→
Quarter ending September 2017	14,174	→
Quarter ending December 2017	14,457	→
Variance since December 2016	5.2%	↑



ACTIVITY



Month	Adjusted Scheduled Activity (UDA)	
	2017	2018
April	1,302	1,064
May	3,600	3,955
June	5,784	6,376
July	9,415	9,522
August	12,497	12,017
September	15,537	14,490
October	18,739	17,059
November	21,864	20,210
December	24,642	22,844
January	27,458	
February	29,649	
March	32,780	
April	33,960	
May	33,992	
June	33,992	

QUALITY

	Quantity	Base Number	Contract	AT	Region	England
% of FP17s for the same patient ID Re-attending within 3 months - Children	342	4,953	6.9%	10.5%	11.6%	12.0%
% of FP17s for the same patient ID Re-attending within 3 months - Adults	887	6,300	14.1%	16.0%	16.7%	15.9%
% of FP17s for the same patient ID Re-attending between 3 & 9 months - Children	1,479	4,953	29.9%	42.9%	47.3%	58.0%
% of FP17s for the same patient ID Re-attending between 3 & 9 months - Adults	2,048	6,300	32.5%	35.8%	38.3%	50.5%
% of FP17s for Band 1 Urgent Courses	1,490	10,717	13.9%	10.8%	10.5%	9.0%
% of FP17s Relating to Free Repair or Replacements	26	10,717	0.2%	0.5%	0.6%	0.8%
% of FP17s Relating to Continuations	14	10,717	0.1%	0.7%	0.8%	1.1%
% of Patients satisfied with the dentistry they have received	5	6	N/A	88.9%	89.0%	91.5%
% of Patients satisfied with the time they had to wait for an appointment	6	6	N/A	81.7%	84.2%	87.9%

* This is based on patients treated on this contract for their most recent course of treatment. Figures in italics indicate the base number of FP17s or Patient Questionnaire responses are less than 100. N/A is shown where the base number of responses is less than 10 during the period. % is calculated as Quantity/Base number*100

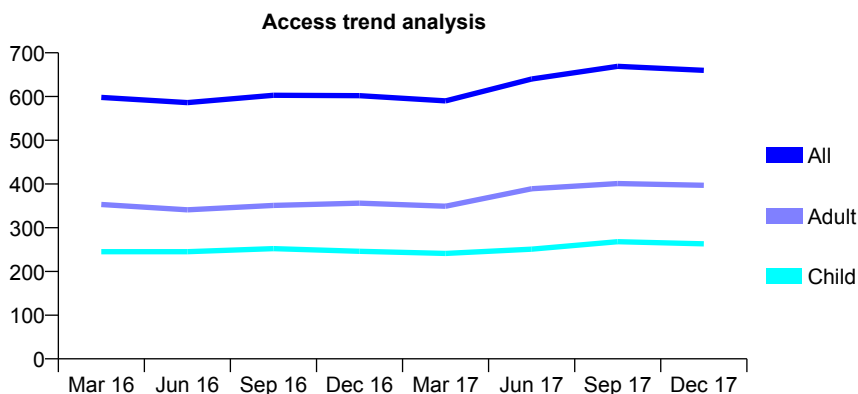
Q61 - Vital Signs At a Glance Contract Report for 334359/0001 - December 2017

Name or company name	MR A JARVID
Contract type name	GDS Contract
Purpose of contract	General
Contract start date	01/04/2006
Contract end date	

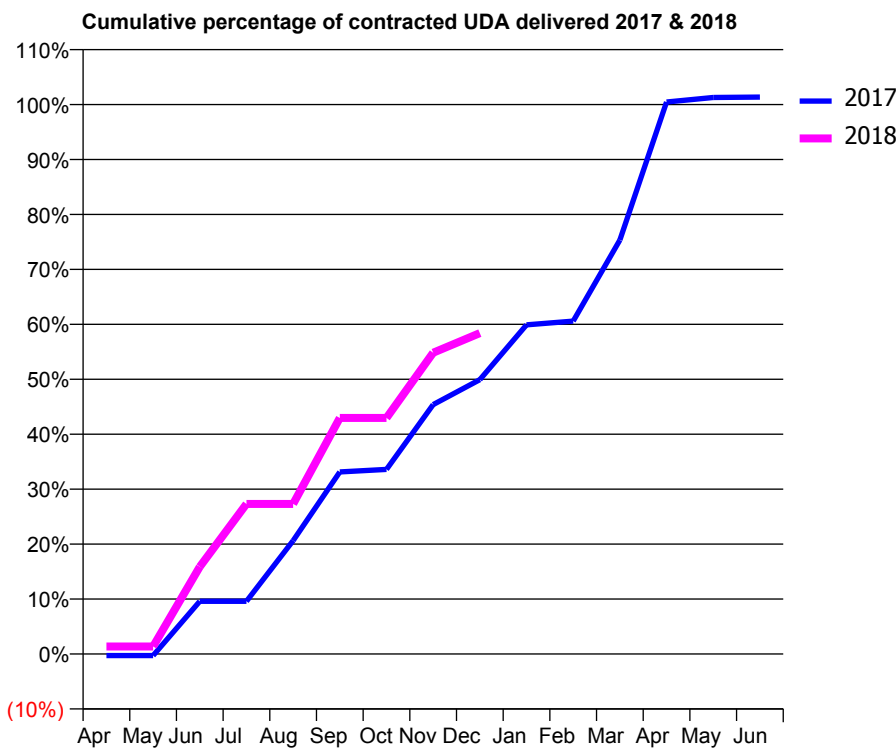
17/18 Contracted general activity (UDA)	1,322
Carry forward general activity (UDA)	-18
17/18 Contracted orthodontic activity (UOA)	0
Carry forward orthodontic activity (UOA)	0
Baseline contract value	£41,772.01

ACCESS*

Patients seen in 24 months	Total	Change since previous quarter
Quarter ending December 2016	602	
Quarter ending March 2017	590	↓
Quarter ending June 2017	640	↑
Quarter ending September 2017	669	↑
Quarter ending December 2017	660	↓
Variance since December 2016	9.6%	↑



ACTIVITY



Month	Adjusted Scheduled Activity (UDA)	
	2017	2018
April	-4	18
May	-4	18
June	127	210
July	127	361
August	273	361
September	438	568
October	444	568
November	600	725
December	660	772
January	792	
February	801	
March	996	
April	1,328	
May	1,339	
June	1,340	

QUALITY

	Quantity	Base Number	Contract	AT	Region	England
% of FP17s for the same patient ID Re-attending within 3 months - Children	14	219	6.4%	10.5%	11.6%	12.0%
% of FP17s for the same patient ID Re-attending within 3 months - Adults	19	263	7.2%	16.0%	16.7%	15.9%
% of FP17s for the same patient ID Re-attending between 3 & 9 months - Children	66	219	30.1%	42.9%	47.3%	58.0%
% of FP17s for the same patient ID Re-attending between 3 & 9 months - Adults	71	263	27.0%	35.8%	38.3%	50.5%
% of FP17s for Band 1 Urgent Courses	0	358	0.0%	10.8%	10.5%	9.0%
% of FP17s Relating to Free Repair or Replacements	0	358	0.0%	0.5%	0.6%	0.8%
% of FP17s Relating to Continuations	0	358	0.0%	0.7%	0.8%	1.1%
% of Patients satisfied with the dentistry they have received	1	1	N/A	88.9%	89.0%	91.5%
% of Patients satisfied with the time they had to wait for an appointment	1	1	N/A	81.7%	84.2%	87.9%

* This is based on patients treated on this contract for their most recent course of treatment. Figures in italics indicate the base number of FP17s or Patient Questionnaire responses are less than 100. N/A is shown where the base number of responses is less than 10 during the period. % is calculated as Quantity/Base number*100

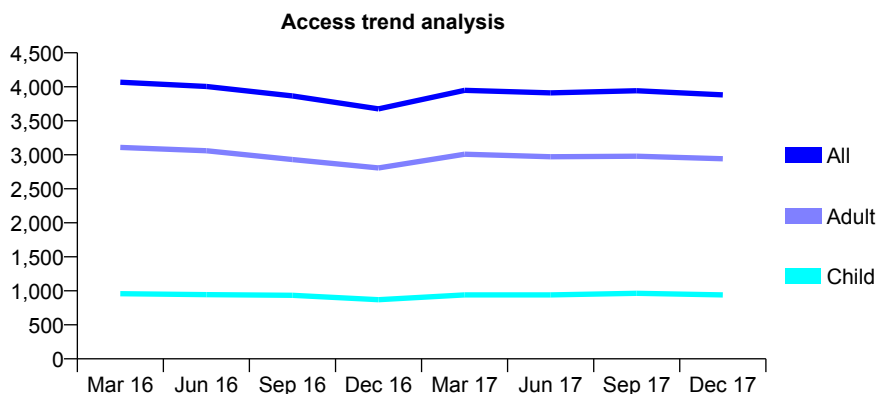
Q61 - Vital Signs At a Glance Contract Report for 335495/0001 - December 2017

Name or company name	MISS A HOQUE
Contract type name	GDS Contract
Purpose of contract	General
Contract start date	01/04/2006
Contract end date	

17/18 Contracted general activity (UDA)	13,234
Carry forward general activity (UDA)	0
17/18 Contracted orthodontic activity (UOA)	0
Carry forward orthodontic activity (UOA)	0
Baseline contract value	£365,376.99

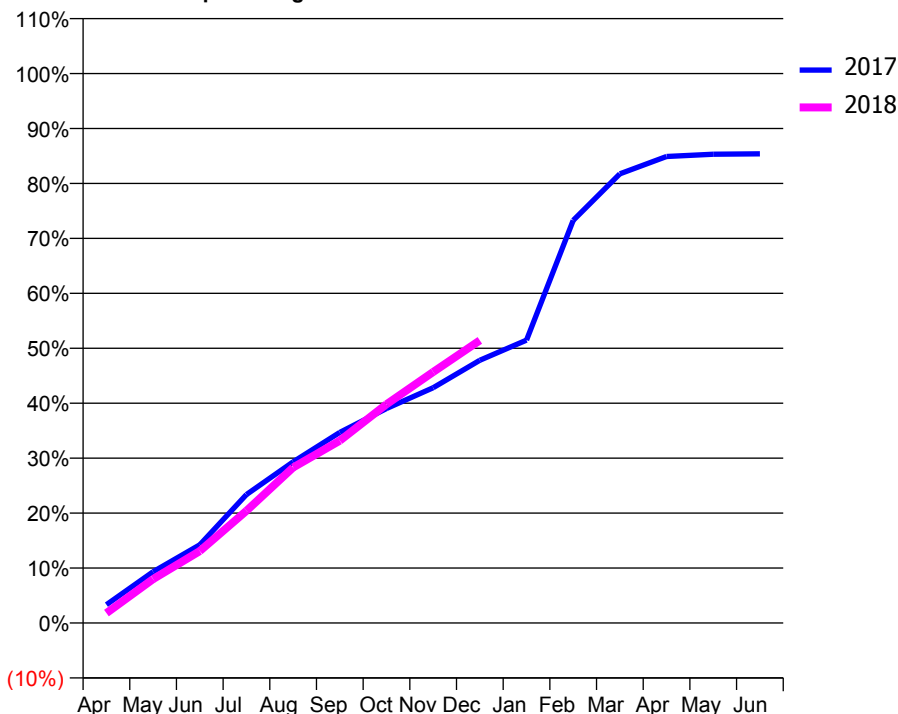
ACCESS*

Patients seen in 24 months	Total	Change since previous quarter
Quarter ending December 2016	3,676	
Quarter ending March 2017	3,948	↑
Quarter ending June 2017	3,911	→
Quarter ending September 2017	3,943	→
Quarter ending December 2017	3,882	↓
Variance since December 2016	5.6%	↑



ACTIVITY

Cumulative percentage of contracted UDA delivered 2017 & 2018



Month	Adjusted Scheduled Activity (UDA)	
	2017	2018
April	440	240
May	1,236	1,059
June	1,885	1,733
July	3,094	2,703
August	3,881	3,746
September	4,592	4,391
October	5,167	5,268
November	5,666	6,045
December	6,328	6,805
January	6,813	
February	9,698	
March	10,816	
April	11,234	
May	11,290	
June	11,301	

QUALITY

	Quantity	Base Number	Contract	AT	Region	England
% of FP17s for the same patient ID Re-attending within 3 months - Children	45	694	6.5%	10.5%	11.6%	12.0%
% of FP17s for the same patient ID Re-attending within 3 months - Adults	341	2,046	16.7%	16.0%	16.7%	15.9%
% of FP17s for the same patient ID Re-attending between 3 & 9 months - Children	205	694	29.5%	42.9%	47.3%	58.0%
% of FP17s for the same patient ID Re-attending between 3 & 9 months - Adults	538	2,046	26.3%	35.8%	38.3%	50.5%
% of FP17s for Band 1 Urgent Courses	332	2,585	12.8%	10.8%	10.5%	9.0%
% of FP17s Relating to Free Repair or Replacements	16	2,585	0.6%	0.5%	0.6%	0.8%
% of FP17s Relating to Continuations	46	2,585	1.8%	0.7%	0.8%	1.1%
% of Patients satisfied with the dentistry they have received	0	0	N/A	88.9%	89.0%	91.5%
% of Patients satisfied with the time they had to wait for an appointment	0	0	N/A	81.7%	84.2%	87.9%

* This is based on patients treated on this contract for their most recent course of treatment. Figures in italics indicate the base number of FP17s or Patient Questionnaire responses are less than 100. N/A is shown where the base number of responses is less than 10 during the period. % is calculated as Quantity/Base number*100

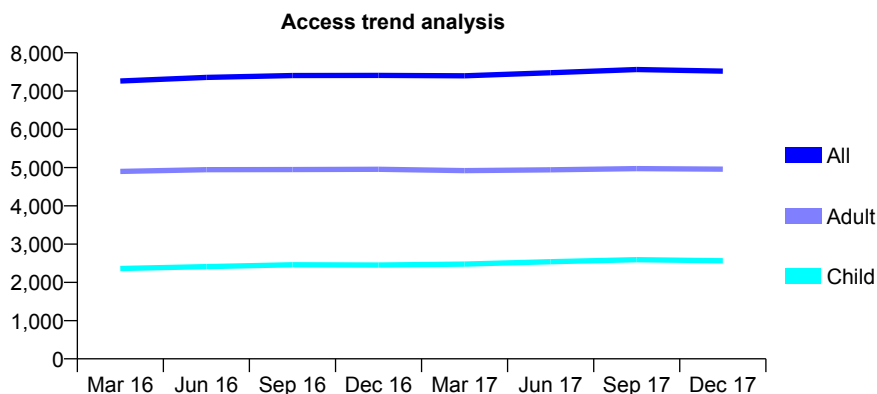
Q61 - Vital Signs At a Glance Contract Report for 336955/0004 - December 2017

Name or company name	MR SM HUSSAIN
Contract type name	GDS Contract
Purpose of contract	General
Contract start date	01/04/2006
Contract end date	

17/18 Contracted general activity (UDA)	20,008
Carry forward general activity (UDA)	-9
17/18 Contracted orthodontic activity (UOA)	0
Carry forward orthodontic activity (UOA)	0
Baseline contract value	£549,383.36

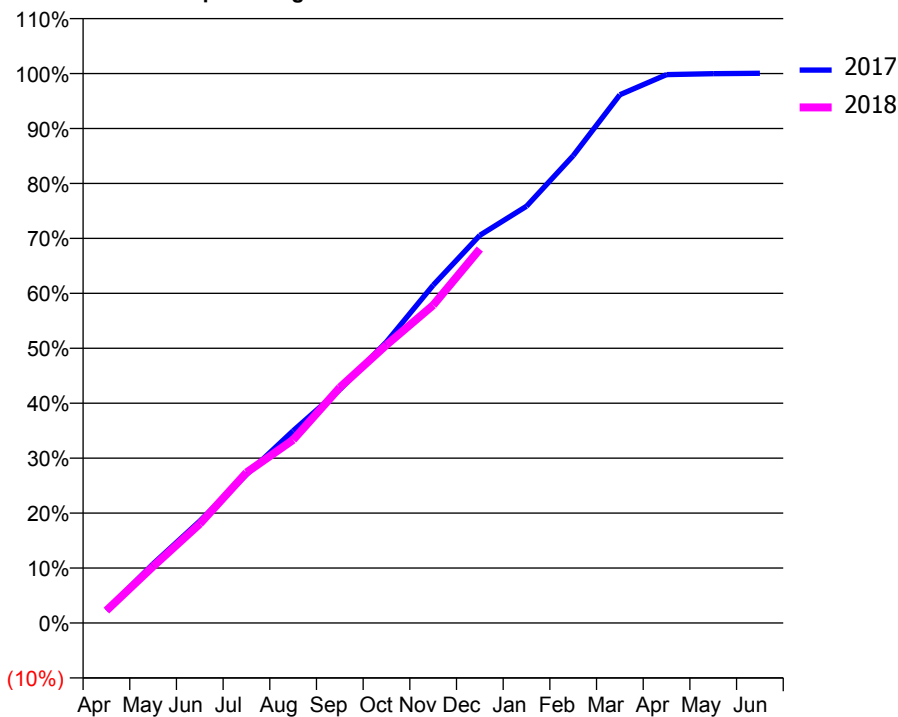
ACCESS*

Patients seen in 24 months	Total	Change since previous quarter
Quarter ending December 2016	7,409	
Quarter ending March 2017	7,397	→
Quarter ending June 2017	7,480	→
Quarter ending September 2017	7,561	→
Quarter ending December 2017	7,520	→
Variance since December 2016	1.5%	→



ACTIVITY

Cumulative percentage of contracted UDA delivered 2017 & 2018



Month	Adjusted Scheduled Activity (UDA)	
	2017	2018
April	460	454
May	2,153	2,063
June	3,712	3,610
July	5,407	5,479
August	6,999	6,670
September	8,499	8,576
October	10,236	10,125
November	12,299	11,573
December	14,118	13,616
January	15,175	
February	17,013	
March	19,236	
April	19,970	
May	20,002	
June	20,017	

QUALITY

	Quantity	Base Number	Contract	AT	Region	England
% of FP17s for the same patient ID Re-attending within 3 months - Children	102	2,131	4.8%	10.5%	11.6%	12.0%
% of FP17s for the same patient ID Re-attending within 3 months - Adults	300	3,672	8.2%	16.0%	16.7%	15.9%
% of FP17s for the same patient ID Re-attending between 3 & 9 months - Children	948	2,131	44.5%	42.9%	47.3%	58.0%
% of FP17s for the same patient ID Re-attending between 3 & 9 months - Adults	1,437	3,672	39.1%	35.8%	38.3%	50.5%
% of FP17s for Band 1 Urgent Courses	345	5,522	6.2%	10.8%	10.5%	9.0%
% of FP17s Relating to Free Repair or Replacements	7	5,522	0.1%	0.5%	0.6%	0.8%
% of FP17s Relating to Continuations	8	5,522	0.1%	0.7%	0.8%	1.1%
% of Patients satisfied with the dentistry they have received	0	0	N/A	88.9%	89.0%	91.5%
% of Patients satisfied with the time they had to wait for an appointment	0	0	N/A	81.7%	84.2%	87.9%

* This is based on patients treated on this contract for their most recent course of treatment. Figures in italics indicate the base number of FP17s or Patient Questionnaire responses are less than 100. N/A is shown where the base number of responses is less than 10 during the period. % is calculated as Quantity/Base number*100

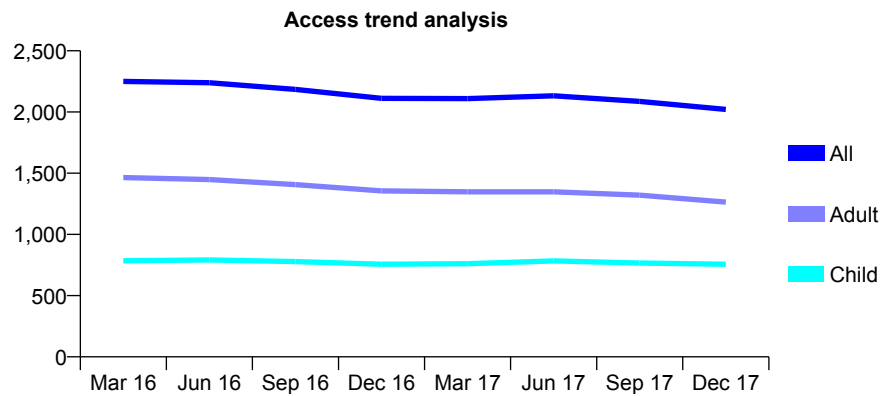
Q61 - Vital Signs At a Glance Contract Report for 337781/0001 - December 2017

Name or company name	MR R HEJAZI-TEHRANI
Contract type name	GDS Contract
Purpose of contract	General
Contract start date	01/04/2006
Contract end date	

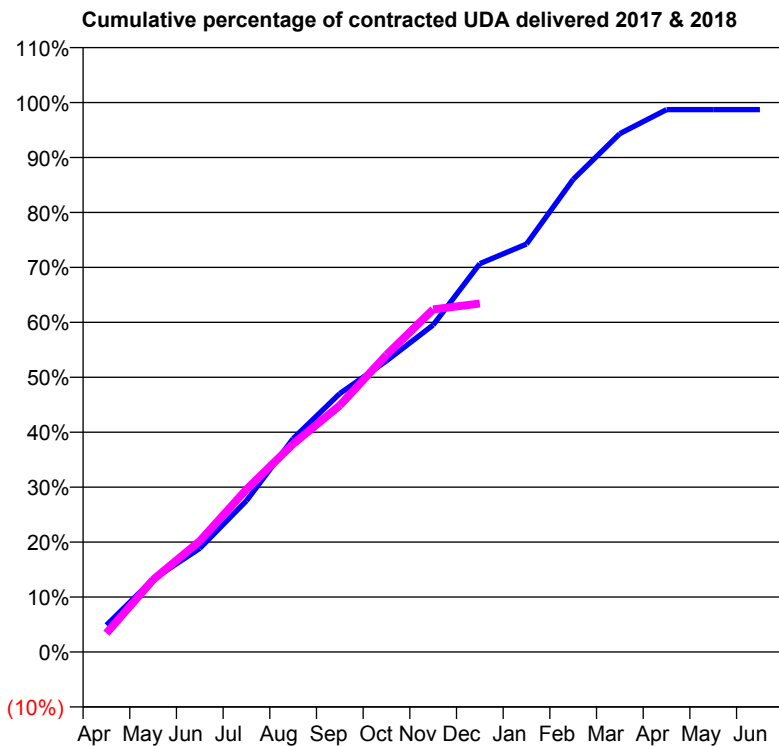
17/18 Contracted general activity (UDA)	4,625
Carry forward general activity (UDA)	59
17/18 Contracted orthodontic activity (UOA)	0
Carry forward orthodontic activity (UOA)	0
Baseline contract value	£126,826.98

ACCESS*

Patients seen in 24 months	Total	Change since previous quarter
Quarter ending December 2016	2,112	
Quarter ending March 2017	2,109	→
Quarter ending June 2017	2,132	→
Quarter ending September 2017	2,087	↓
Quarter ending December 2017	2,021	↓
Variance since December 2016	(4.3%)	↓



ACTIVITY



Month	Adjusted Scheduled Activity (UDA)	
	2017	2018
April	226	159
May	612	609
June	873	935
July	1,273	1,369
August	1,796	1,751
September	2,176	2,075
October	2,451	2,501
November	2,753	2,884
December	3,269	2,934
January	3,434	
February	3,978	
March	4,364	
April	4,565	
May	4,566	
June	4,566	

QUALITY

	Quantity	Base Number	Contract	AT	Region	England
% of FP17s for the same patient ID Re-attending within 3 months - Children	14	639	2.2%	10.5%	11.6%	12.0%
% of FP17s for the same patient ID Re-attending within 3 months - Adults	65	942	6.9%	16.0%	16.7%	15.9%
% of FP17s for the same patient ID Re-attending between 3 & 9 months - Children	333	639	52.1%	42.9%	47.3%	58.0%
% of FP17s for the same patient ID Re-attending between 3 & 9 months - Adults	412	942	43.7%	35.8%	38.3%	50.5%
% of FP17s for Band 1 Urgent Courses	33	1,491	2.2%	10.8%	10.5%	9.0%
% of FP17s Relating to Free Repair or Replacements	0	1,491	0.0%	0.5%	0.6%	0.8%
% of FP17s Relating to Continuations	1	1,491	0.1%	0.7%	0.8%	1.1%
% of Patients satisfied with the dentistry they have received	1	1	N/A	88.9%	89.0%	91.5%
% of Patients satisfied with the time they had to wait for an appointment	1	1	N/A	81.7%	84.2%	87.9%

* This is based on patients treated on this contract for their most recent course of treatment. Figures in italics indicate the base number of FP17s or Patient Questionnaire responses are less than 100. N/A is shown where the base number of responses is less than 10 during the period. % is calculated as Quantity/Base number*100

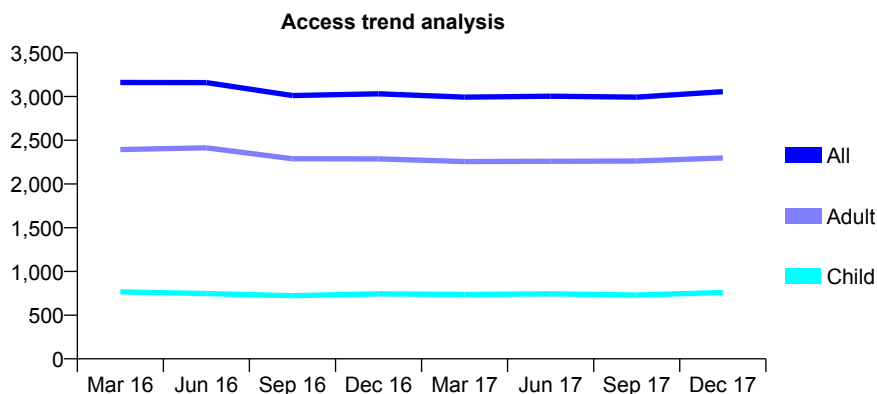
Q61 - Vital Signs At a Glance Contract Report for 338761/0001 - December 2017

Name or company name	MR MS KHAN
Contract type name	GDS Contract
Purpose of contract	General
Contract start date	01/04/2006
Contract end date	

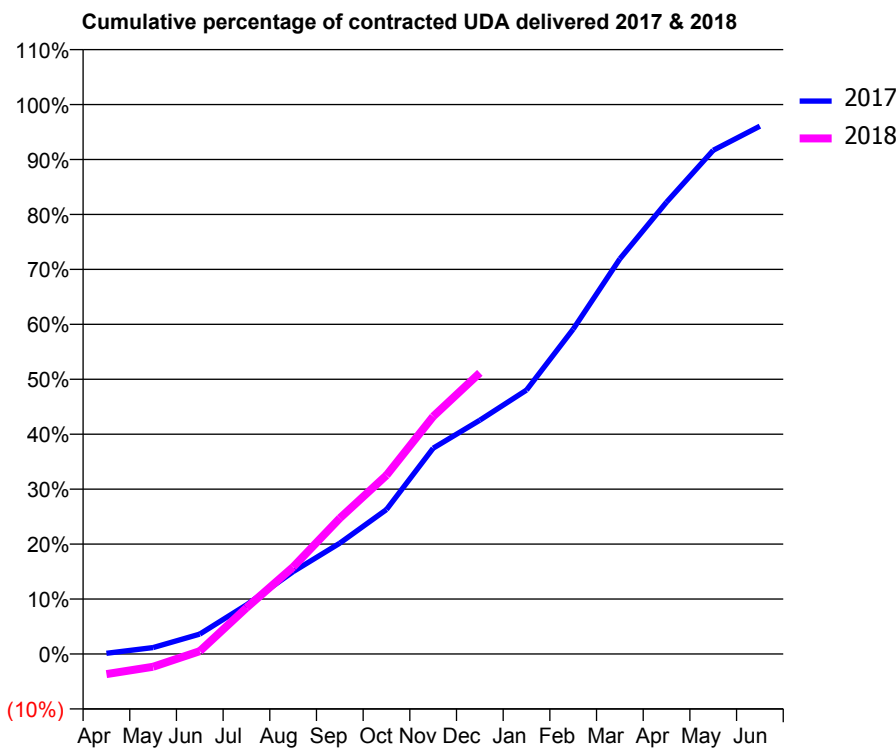
17/18 Contracted general activity (UDA)	11,004
Carry forward general activity (UDA)	433
17/18 Contracted orthodontic activity (UOA)	0
Carry forward orthodontic activity (UOA)	0
Baseline contract value	£334,379.13

ACCESS*

Patients seen in 24 months	Total	Change since previous quarter
Quarter ending December 2016	3,031	
Quarter ending March 2017	2,993	↓
Quarter ending June 2017	3,004	→
Quarter ending September 2017	2,993	→
Quarter ending December 2017	3,055	↑
Variance since December 2016	0.8%	→



ACTIVITY



Month	Adjusted Scheduled Activity (UDA)	
	2017	2018
April	15	-404
May	129	-259
June	400	56
July	984	926
August	1,649	1,742
September	2,221	2,721
October	2,895	3,579
November	4,122	4,756
December	4,683	5,629
January	5,286	
February	6,506	
March	7,914	
April	9,050	
May	10,086	
June	10,571	

QUALITY

	Quantity	Base Number	Contract	AT	Region	England
% of FP17s for the same patient ID Re-attending within 3 months - Children	125	864	14.5%	10.5%	11.6%	12.0%
% of FP17s for the same patient ID Re-attending within 3 months - Adults	593	2,236	26.5%	16.0%	16.7%	15.9%
% of FP17s for the same patient ID Re-attending between 3 & 9 months - Children	409	864	47.3%	42.9%	47.3%	58.0%
% of FP17s for the same patient ID Re-attending between 3 & 9 months - Adults	721	2,236	32.2%	35.8%	38.3%	50.5%
% of FP17s for Band 1 Urgent Courses	523	2,205	23.7%	10.8%	10.5%	9.0%
% of FP17s Relating to Free Repair or Replacements	9	2,205	0.4%	0.5%	0.6%	0.8%
% of FP17s Relating to Continuations	50	2,205	2.3%	0.7%	0.8%	1.1%
% of Patients satisfied with the dentistry they have received	2	2	N/A	88.9%	89.0%	91.5%
% of Patients satisfied with the time they had to wait for an appointment	2	2	N/A	81.7%	84.2%	87.9%

* This is based on patients treated on this contract for their most recent course of treatment. Figures in italics indicate the base number of FP17s or Patient Questionnaire responses are less than 100. N/A is shown where the base number of responses is less than 10 during the period. % is calculated as Quantity/Base number*100

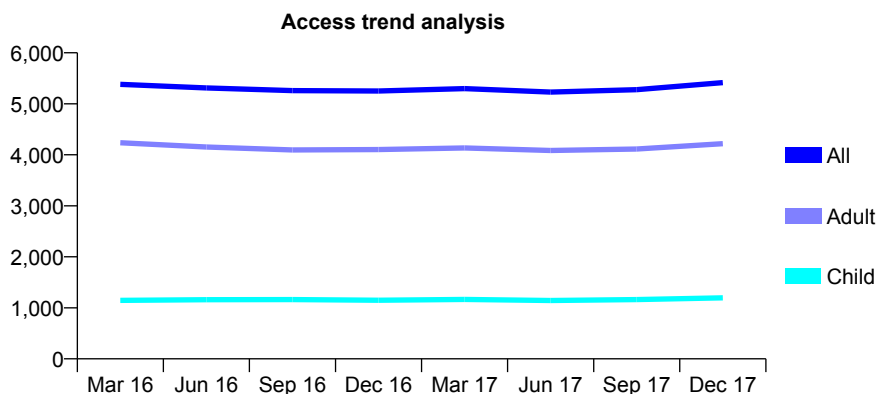
Q61 - Vital Signs At a Glance Contract Report for 338877/0001 - December 2017

Name or company name	MR MC MARCOU
Contract type name	GDS Contract
Purpose of contract	General
Contract start date	01/04/2006
Contract end date	

17/18 Contracted general activity (UDA)	15,124
Carry forward general activity (UDA)	17
17/18 Contracted orthodontic activity (UOA)	0
Carry forward orthodontic activity (UOA)	0
Baseline contract value	£405,099.72

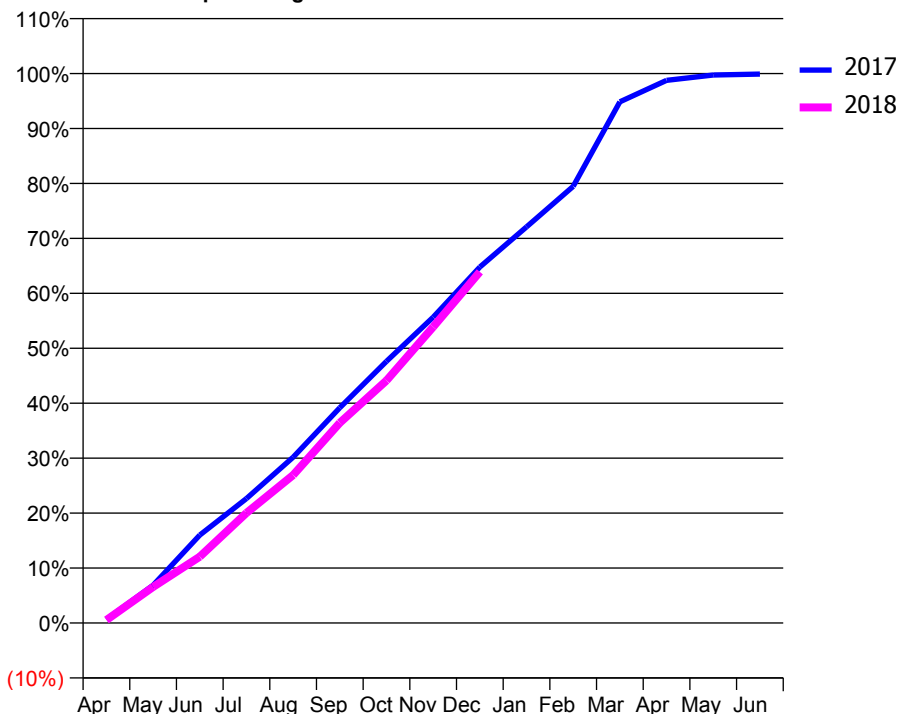
ACCESS*

Patients seen in 24 months	Total	Change since previous quarter
Quarter ending December 2016	5,252	
Quarter ending March 2017	5,299	→
Quarter ending June 2017	5,229	↓
Quarter ending September 2017	5,278	→
Quarter ending December 2017	5,415	↑
Variance since December 2016	3.1%	↑



ACTIVITY

Cumulative percentage of contracted UDA delivered 2017 & 2018



Month	Adjusted Scheduled Activity (UDA)	
	2017	2018
April	100	83
May	1,042	992
June	2,419	1,825
July	3,428	3,028
August	4,565	4,072
September	5,927	5,510
October	7,202	6,674
November	8,418	8,148
December	9,798	9,665
January	10,902	
February	12,018	
March	14,345	
April	14,934	
May	15,082	
June	15,107	

QUALITY

	Quantity	Base Number	Contract	AT	Region	England
% of FP17s for the same patient ID Re-attending within 3 months - Children	75	1,056	7.1%	10.5%	11.6%	12.0%
% of FP17s for the same patient ID Re-attending within 3 months - Adults	421	3,591	11.7%	16.0%	16.7%	15.9%
% of FP17s for the same patient ID Re-attending between 3 & 9 months - Children	489	1,056	46.3%	42.9%	47.3%	58.0%
% of FP17s for the same patient ID Re-attending between 3 & 9 months - Adults	1,657	3,591	46.1%	35.8%	38.3%	50.5%
% of FP17s for Band 1 Urgent Courses	325	3,998	8.1%	10.8%	10.5%	9.0%
% of FP17s Relating to Free Repair or Replacements	22	3,998	0.6%	0.5%	0.6%	0.8%
% of FP17s Relating to Continuations	1	3,998	0.0%	0.7%	0.8%	1.1%
% of Patients satisfied with the dentistry they have received	8	8	N/A	88.9%	89.0%	91.5%
% of Patients satisfied with the time they had to wait for an appointment	6	8	N/A	81.7%	84.2%	87.9%

* This is based on patients treated on this contract for their most recent course of treatment. Figures in italics indicate the base number of FP17s or Patient Questionnaire responses are less than 100. N/A is shown where the base number of responses is less than 10 during the period. % is calculated as Quantity/Base number*100

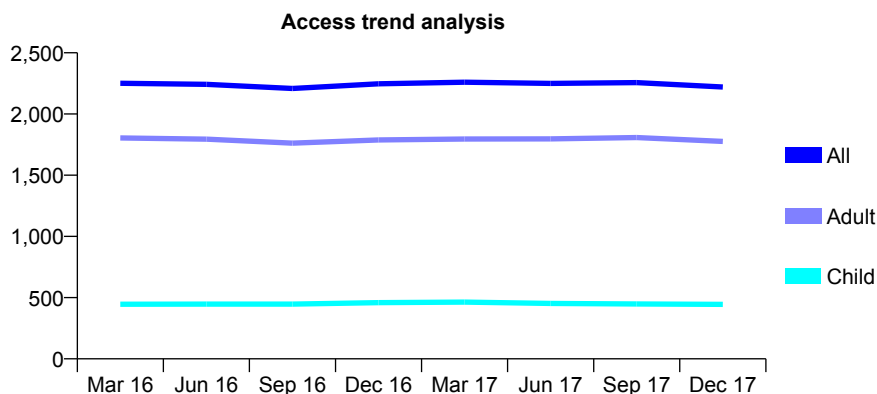
Q61 - Vital Signs At a Glance Contract Report for 339288/0001 - December 2017

Name or company name	MR SA HAMA SAIED
Contract type name	GDS Contract
Purpose of contract	General
Contract start date	01/04/2006
Contract end date	

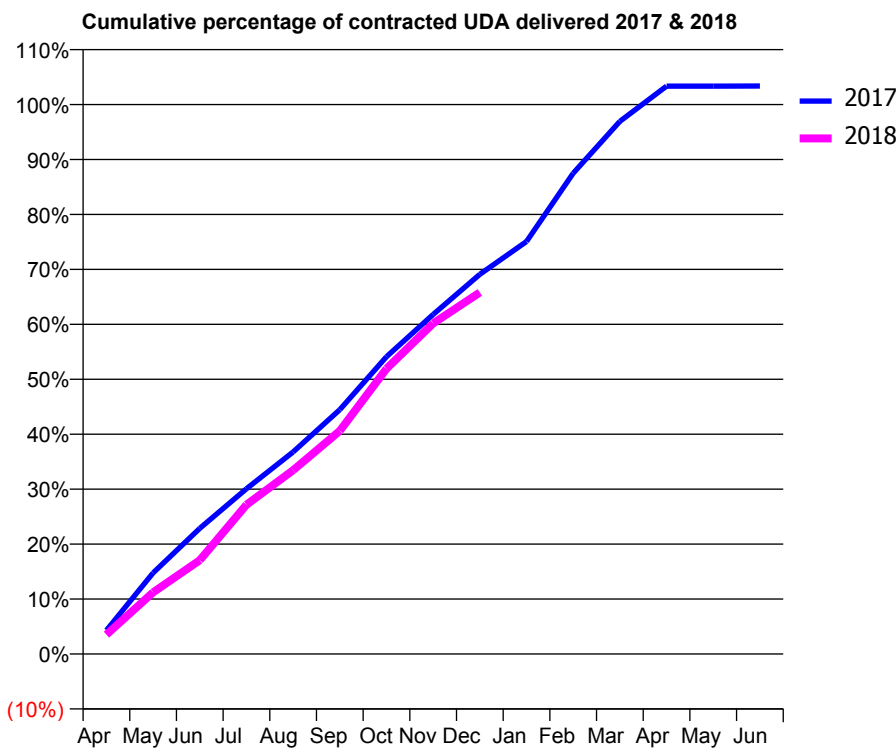
17/18 Contracted general activity (UDA)	8,013
Carry forward general activity (UDA)	-160
17/18 Contracted orthodontic activity (UOA)	0
Carry forward orthodontic activity (UOA)	0
Baseline contract value	£238,886.67

ACCESS*

Patients seen in 24 months	Total	Change since previous quarter
Quarter ending December 2016	2,247	
Quarter ending March 2017	2,260	→
Quarter ending June 2017	2,250	→
Quarter ending September 2017	2,256	→
Quarter ending December 2017	2,221	↓
Variance since December 2016	(1.2%)	↓



ACTIVITY



Month	Adjusted Scheduled Activity (UDA)	
	2017	2018
April	346	282
May	1,183	900
June	1,833	1,367
July	2,410	2,177
August	2,946	2,680
September	3,564	3,254
October	4,336	4,161
November	4,952	4,821
December	5,538	5,272
January	6,015	
February	7,011	
March	7,768	
April	8,281	
May	8,281	
June	8,282	

QUALITY

	Quantity	Base Number	Contract	AT	Region	England
% of FP17s for the same patient ID Re-attending within 3 months - Children	17	396	4.3%	10.5%	11.6%	12.0%
% of FP17s for the same patient ID Re-attending within 3 months - Adults	231	1,670	13.8%	16.0%	16.7%	15.9%
% of FP17s for the same patient ID Re-attending between 3 & 9 months - Children	202	396	51.0%	42.9%	47.3%	58.0%
% of FP17s for the same patient ID Re-attending between 3 & 9 months - Adults	798	1,670	47.8%	35.8%	38.3%	50.5%
% of FP17s for Band 1 Urgent Courses	3	1,879	0.2%	10.8%	10.5%	9.0%
% of FP17s Relating to Free Repair or Replacements	0	1,879	0.0%	0.5%	0.6%	0.8%
% of FP17s Relating to Continuations	62	1,879	3.3%	0.7%	0.8%	1.1%
% of Patients satisfied with the dentistry they have received	1	1	N/A	88.9%	89.0%	91.5%
% of Patients satisfied with the time they had to wait for an appointment	1	1	N/A	81.7%	84.2%	87.9%

* This is based on patients treated on this contract for their most recent course of treatment. Figures in italics indicate the base number of FP17s or Patient Questionnaire responses are less than 100. N/A is shown where the base number of responses is less than 10 during the period. % is calculated as Quantity/Base number*100

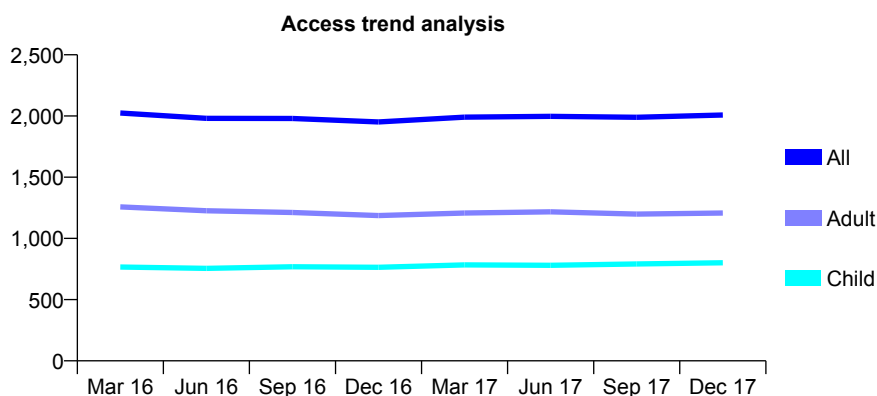
Q61 - Vital Signs At a Glance Contract Report for 339407/0001 - December 2017

Name or company name	MR H HAMBARCHIAN
Contract type name	GDS Contract
Purpose of contract	General
Contract start date	01/04/2006
Contract end date	

17/18 Contracted general activity (UDA)	10,663
Carry forward general activity (UDA)	19
17/18 Contracted orthodontic activity (UOA)	0
Carry forward orthodontic activity (UOA)	0
Baseline contract value	£347,339.04

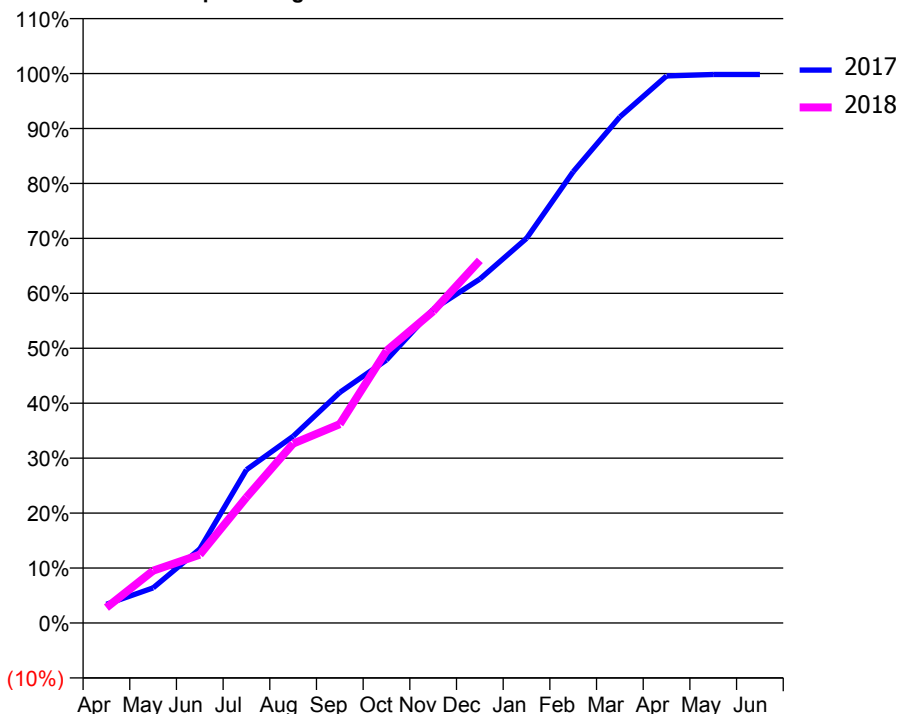
ACCESS*

Patients seen in 24 months	Total	Change since previous quarter
Quarter ending December 2016	1,951	
Quarter ending March 2017	1,991	↑
Quarter ending June 2017	1,997	→
Quarter ending September 2017	1,990	→
Quarter ending December 2017	2,008	→
Variance since December 2016	2.9%	↑



ACTIVITY

Cumulative percentage of contracted UDA delivered 2017 & 2018



Month	Adjusted Scheduled Activity (UDA)	
	2017	2018
April	364	298
May	681	1,015
June	1,439	1,326
July	2,975	2,439
August	3,624	3,480
September	4,474	3,859
October	5,105	5,282
November	6,087	6,048
December	6,675	7,037
January	7,463	
February	8,758	
March	9,821	
April	10,616	
May	10,644	
June	10,644	

QUALITY

	Quantity	Base Number	Contract	AT	Region	England
% of FP17s for the same patient ID Re-attending within 3 months - Children	40	839	4.8%	10.5%	11.6%	12.0%
% of FP17s for the same patient ID Re-attending within 3 months - Adults	159	1,272	12.5%	16.0%	16.7%	15.9%
% of FP17s for the same patient ID Re-attending between 3 & 9 months - Children	490	839	58.4%	42.9%	47.3%	58.0%
% of FP17s for the same patient ID Re-attending between 3 & 9 months - Adults	777	1,272	61.1%	35.8%	38.3%	50.5%
% of FP17s for Band 1 Urgent Courses	19	1,935	1.0%	10.8%	10.5%	9.0%
% of FP17s Relating to Free Repair or Replacements	0	1,935	0.0%	0.5%	0.6%	0.8%
% of FP17s Relating to Continuations	7	1,935	0.4%	0.7%	0.8%	1.1%
% of Patients satisfied with the dentistry they have received	2	2	N/A	88.9%	89.0%	91.5%
% of Patients satisfied with the time they had to wait for an appointment	2	2	N/A	81.7%	84.2%	87.9%

* This is based on patients treated on this contract for their most recent course of treatment. Figures in italics indicate the base number of FP17s or Patient Questionnaire responses are less than 100. N/A is shown where the base number of responses is less than 10 during the period. % is calculated as Quantity/Base number*100

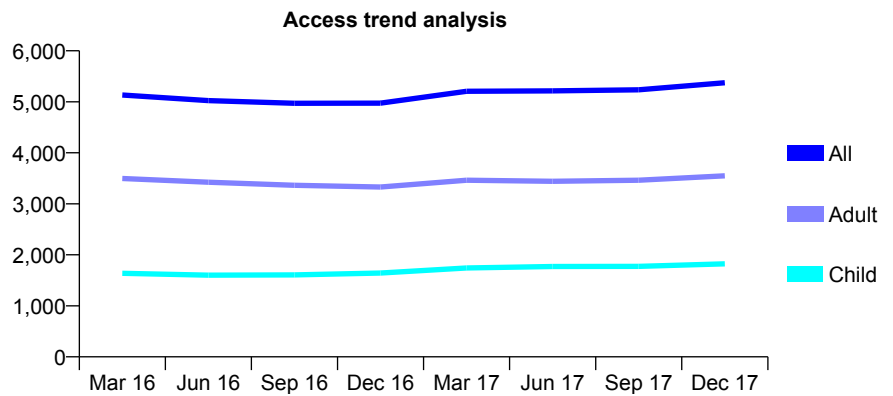
Q61 - Vital Signs At a Glance Contract Report for 340561/0001 - December 2017

Name or company name	MR S RAJAYOGAN
Contract type name	GDS Contract
Purpose of contract	General
Contract start date	01/04/2006
Contract end date	

17/18 Contracted general activity (UDA)	13,563
Carry forward general activity (UDA)	156
17/18 Contracted orthodontic activity (UOA)	0
Carry forward orthodontic activity (UOA)	0
Baseline contract value	£380,532.19

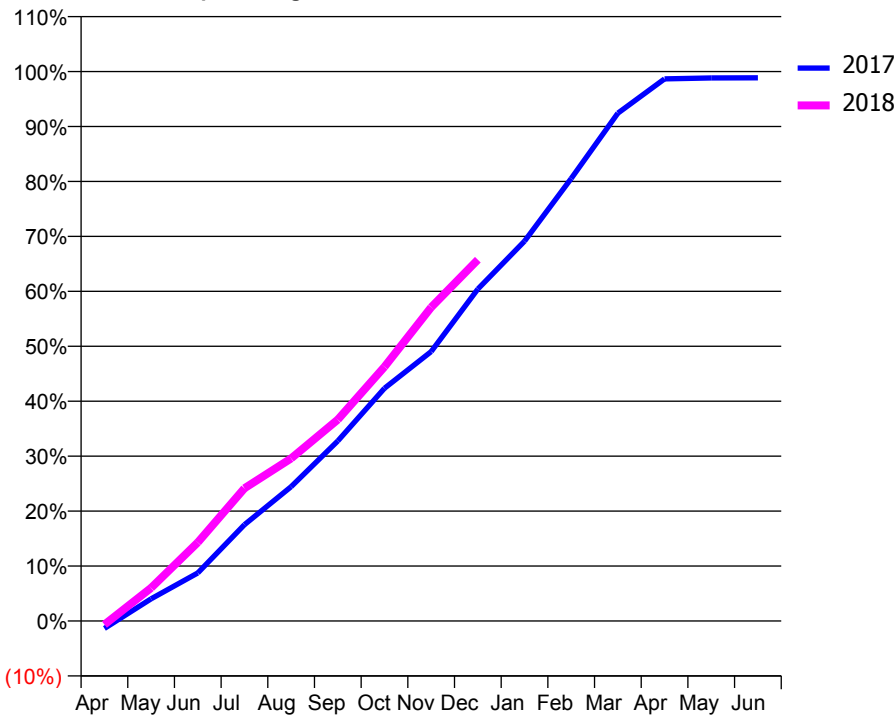
ACCESS*

Patients seen in 24 months	Total	Change since previous quarter
Quarter ending December 2016	4,973	
Quarter ending March 2017	5,206	↑
Quarter ending June 2017	5,214	→
Quarter ending September 2017	5,236	→
Quarter ending December 2017	5,373	↑
Variance since December 2016	8.0%	↑



ACTIVITY

Cumulative percentage of contracted UDA delivered 2017 & 2018



Month	Adjusted Scheduled Activity (UDA)	
	2017	2018
April	-184	-91
May	546	817
June	1,186	1,941
July	2,380	3,276
August	3,317	4,013
September	4,444	4,971
October	5,744	6,275
November	6,651	7,742
December	8,193	8,918
January	9,377	
February	10,924	
March	12,536	
April	13,381	
May	13,403	
June	13,407	

QUALITY

	Quantity	Base Number	Contract	AT	Region	England
% of FP17s for the same patient ID Re-attending within 3 months - Children	84	1,280	6.6%	10.5%	11.6%	12.0%
% of FP17s for the same patient ID Re-attending within 3 months - Adults	204	2,264	9.0%	16.0%	16.7%	15.9%
% of FP17s for the same patient ID Re-attending between 3 & 9 months - Children	330	1,280	25.8%	42.9%	47.3%	58.0%
% of FP17s for the same patient ID Re-attending between 3 & 9 months - Adults	496	2,264	21.9%	35.8%	38.3%	50.5%
% of FP17s for Band 1 Urgent Courses	295	3,285	9.0%	10.8%	10.5%	9.0%
% of FP17s Relating to Free Repair or Replacements	0	3,285	0.0%	0.5%	0.6%	0.8%
% of FP17s Relating to Continuations	1	3,285	0.0%	0.7%	0.8%	1.1%
% of Patients satisfied with the dentistry they have received	2	3	N/A	88.9%	89.0%	91.5%
% of Patients satisfied with the time they had to wait for an appointment	3	3	N/A	81.7%	84.2%	87.9%

* This is based on patients treated on this contract for their most recent course of treatment. Figures in italics indicate the base number of FP17s or Patient Questionnaire responses are less than 100. N/A is shown where the base number of responses is less than 10 during the period. % is calculated as Quantity/Base number*100

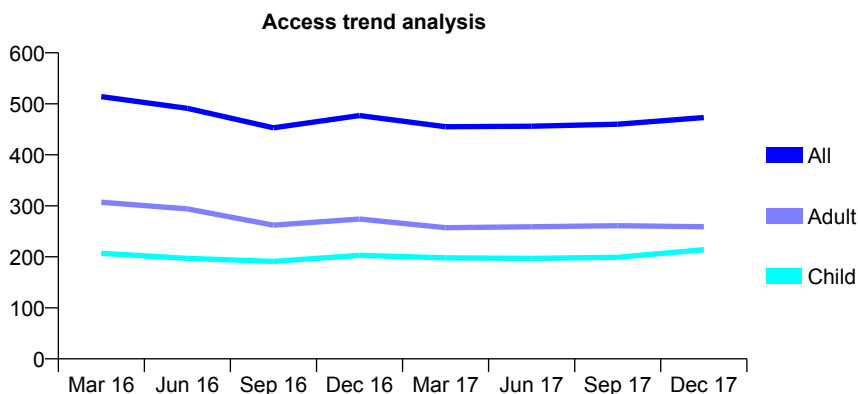
Q61 - Vital Signs At a Glance Contract Report for 341320/0001 - December 2017

Name or company name	MR HS JOSHI
Contract type name	GDS Contract
Purpose of contract	General
Contract start date	01/04/2006
Contract end date	

17/18 Contracted general activity (UDA)	1,646
Carry forward general activity (UDA)	59
17/18 Contracted orthodontic activity (UOA)	0
Carry forward orthodontic activity (UOA)	0
Baseline contract value	£82,670.82

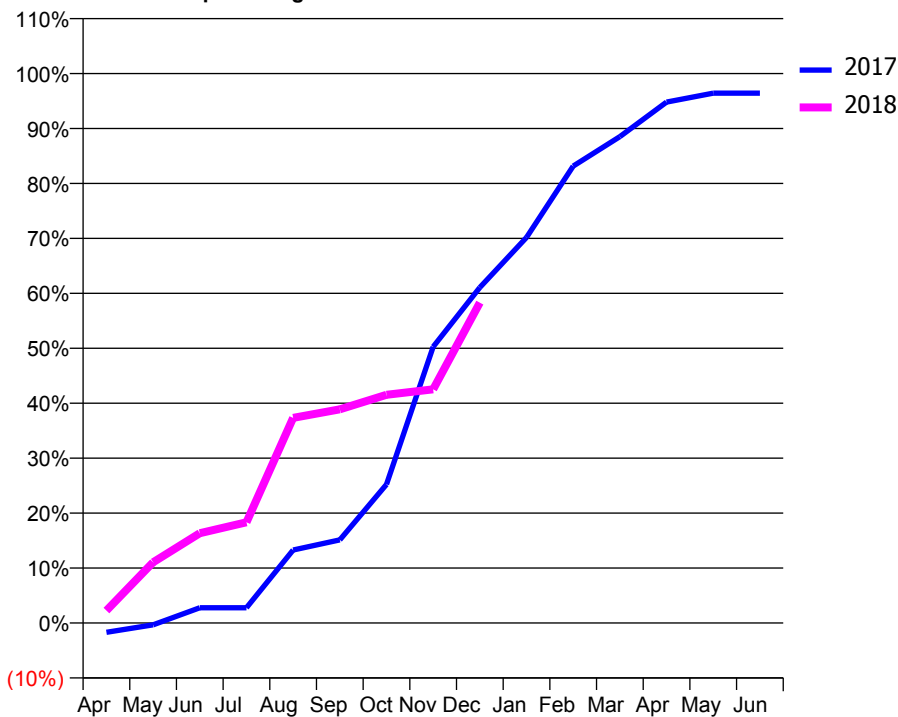
ACCESS*

Patients seen in 24 months	Total	Change since previous quarter
Quarter ending December 2016	477	
Quarter ending March 2017	455	↓
Quarter ending June 2017	456	→
Quarter ending September 2017	460	→
Quarter ending December 2017	473	↑
Variance since December 2016	(0.8%)	→



ACTIVITY

Cumulative percentage of contracted UDA delivered 2017 & 2018



Month	Adjusted Scheduled Activity (UDA)	
	2017	2018
April	-28	37
May	-6	182
June	46	269
July	46	302
August	219	615
September	249	640
October	415	684
November	828	700
December	1,005	960
January	1,155	
February	1,369	
March	1,457	
April	1,560	
May	1,587	
June	1,587	

QUALITY

	Quantity	Base Number	Contract	AT	Region	England
% of FP17s for the same patient ID Re-attending within 3 months - Children	35	216	16.2%	10.5%	11.6%	12.0%
% of FP17s for the same patient ID Re-attending within 3 months - Adults	55	232	23.7%	16.0%	16.7%	15.9%
% of FP17s for the same patient ID Re-attending between 3 & 9 months - Children	89	216	41.2%	42.9%	47.3%	58.0%
% of FP17s for the same patient ID Re-attending between 3 & 9 months - Adults	72	232	31.0%	35.8%	38.3%	50.5%
% of FP17s for Band 1 Urgent Courses	48	414	11.6%	10.8%	10.5%	9.0%
% of FP17s Relating to Free Repair or Replacements	0	414	0.0%	0.5%	0.6%	0.8%
% of FP17s Relating to Continuations	0	414	0.0%	0.7%	0.8%	1.1%
% of Patients satisfied with the dentistry they have received	0	0	N/A	88.9%	89.0%	91.5%
% of Patients satisfied with the time they had to wait for an appointment	0	0	N/A	81.7%	84.2%	87.9%

* This is based on patients treated on this contract for their most recent course of treatment. Figures in italics indicate the base number of FP17s or Patient Questionnaire responses are less than 100. N/A is shown where the base number of responses is less than 10 during the period. % is calculated as Quantity/Base number*100

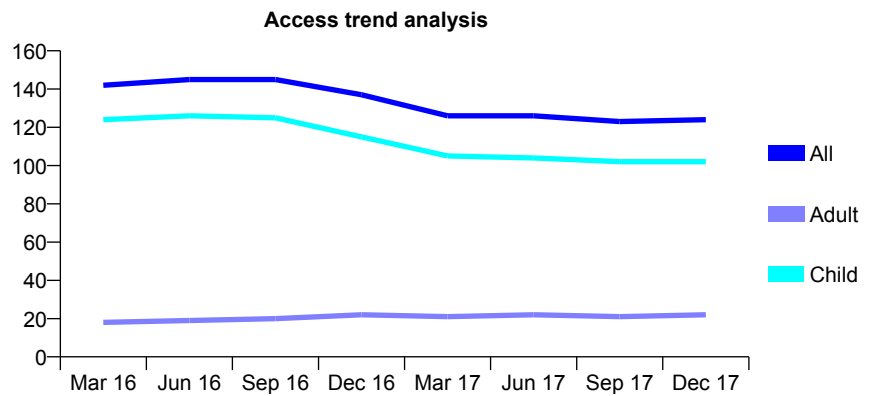
Q61 - Vital Signs At a Glance Contract Report for 342858/0002 - December 2017

Name or company name	MRS B SALEK-HADDADI
Contract type name	GDS Contract
Purpose of contract	General
Contract start date	01/04/2006
Contract end date	

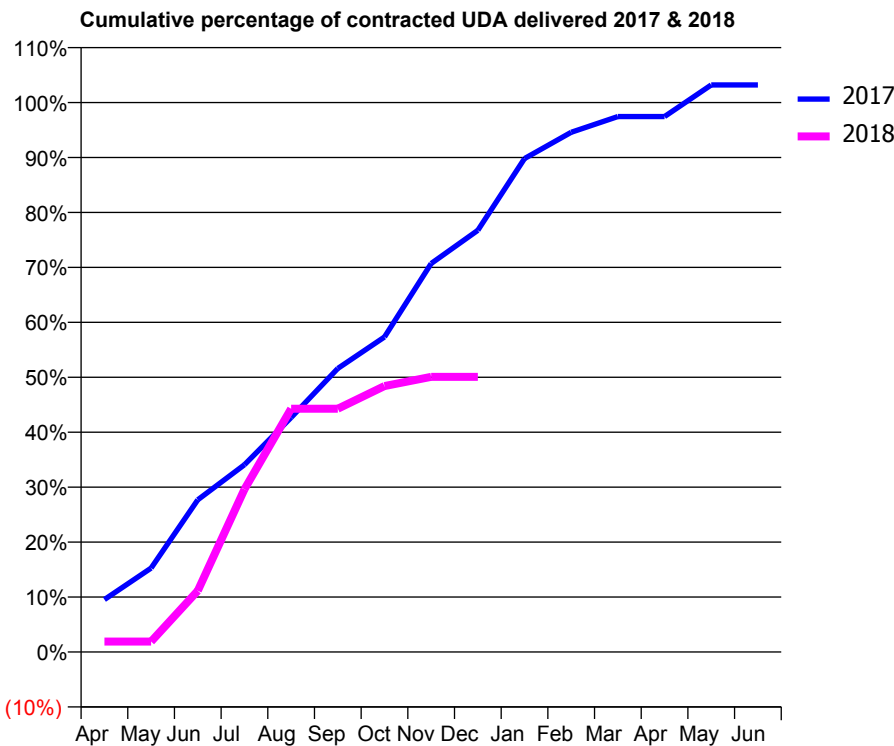
17/18 Contracted general activity (UDA)	314
Carry forward general activity (UDA)	-6
17/18 Contracted orthodontic activity (UOA)	0
Carry forward orthodontic activity (UOA)	0
Baseline contract value	£12,729.01

ACCESS*

Patients seen in 24 months	Total	Change since previous quarter
Quarter ending December 2016	137	
Quarter ending March 2017	126	↓
Quarter ending June 2017	126	→
Quarter ending September 2017	123	↓
Quarter ending December 2017	124	→
Variance since December 2016	(9.5%)	↓



ACTIVITY



Month	Adjusted Scheduled Activity (UDA)	
	2017	2018
April	30	6
May	48	6
June	87	35
July	107	93
August	134	139
September	162	139
October	180	152
November	222	157
December	241	157
January	282	
February	297	
March	306	
April	306	
May	324	
June	324	

QUALITY

	Quantity	Base Number	Contract	AT	Region	England
% of FP17s for the same patient ID Re-attending within 3 months - Children	7	87	8.0%	10.5%	11.6%	12.0%
% of FP17s for the same patient ID Re-attending within 3 months - Adults	0	16	0.0%	16.0%	16.7%	15.9%
% of FP17s for the same patient ID Re-attending between 3 & 9 months - Children	40	87	46.0%	42.9%	47.3%	58.0%
% of FP17s for the same patient ID Re-attending between 3 & 9 months - Adults	5	16	31.3%	35.8%	38.3%	50.5%
% of FP17s for Band 1 Urgent Courses	1	95	1.1%	10.8%	10.5%	9.0%
% of FP17s Relating to Free Repair or Replacements	0	95	0.0%	0.5%	0.6%	0.8%
% of FP17s Relating to Continuations	0	95	0.0%	0.7%	0.8%	1.1%
% of Patients satisfied with the dentistry they have received	0	0	N/A	88.9%	89.0%	91.5%
% of Patients satisfied with the time they had to wait for an appointment	0	0	N/A	81.7%	84.2%	87.9%

* This is based on patients treated on this contract for their most recent course of treatment. Figures in italics indicate the base number of FP17s or Patient Questionnaire responses are less than 100. N/A is shown where the base number of responses is less than 10 during the period. % is calculated as Quantity/Base number*100

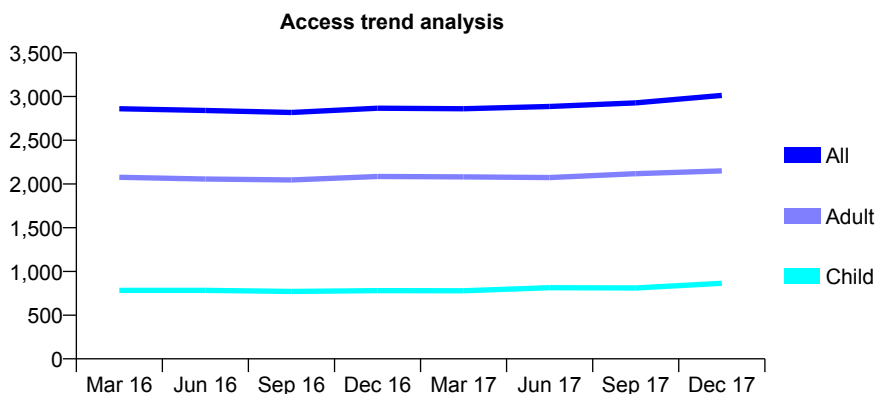
Q61 - Vital Signs At a Glance Contract Report for 343587/0001 - December 2017

Name or company name	MR F AMINI
Contract type name	GDS Contract
Purpose of contract	General
Contract start date	01/04/2006
Contract end date	

17/18 Contracted general activity (UDA)	10,546
Carry forward general activity (UDA)	0
17/18 Contracted orthodontic activity (UOA)	0
Carry forward orthodontic activity (UOA)	0
Baseline contract value	£311,402.89

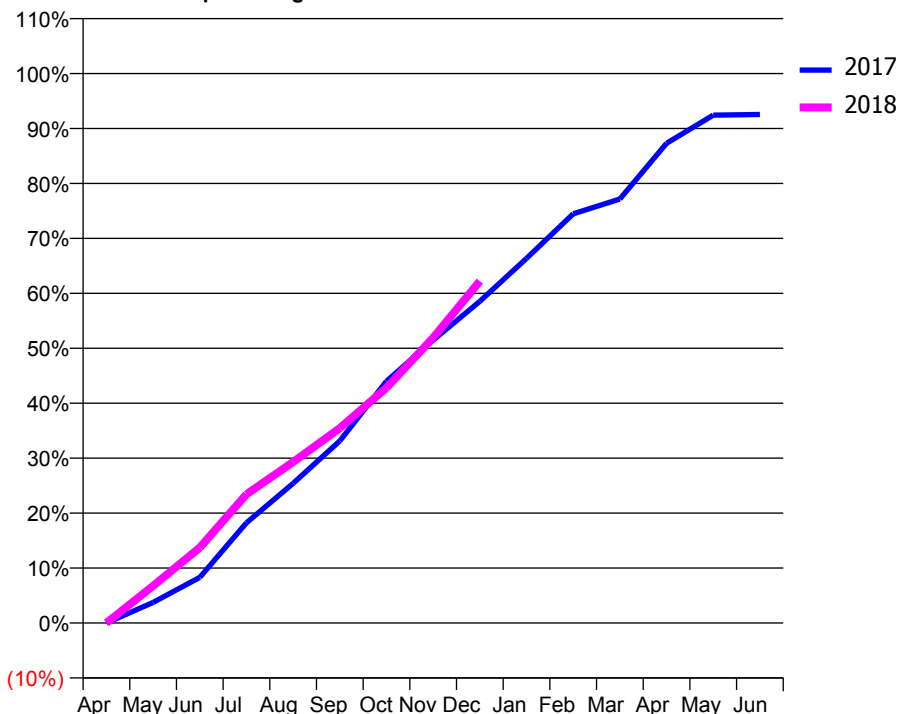
ACCESS*

Patients seen in 24 months	Total	Change since previous quarter
Quarter ending December 2016	2,866	
Quarter ending March 2017	2,860	→
Quarter ending June 2017	2,886	→
Quarter ending September 2017	2,927	→
Quarter ending December 2017	3,013	↑
Variance since December 2016	5.1%	↑



ACTIVITY

Cumulative percentage of contracted UDA delivered 2017 & 2018



Month	Adjusted Scheduled Activity (UDA)	
	2017	2018
April	0	0
May	395	713
June	877	1,447
July	1,924	2,472
August	2,680	3,090
September	3,496	3,741
October	4,642	4,516
November	5,430	5,476
December	6,175	6,561
January	6,998	
February	7,853	
March	8,136	
April	9,208	
May	9,747	
June	9,759	

QUALITY

	Quantity	Base Number	Contract	AT	Region	England
% of FP17s for the same patient ID Re-attending within 3 months - Children	73	832	8.8%	10.5%	11.6%	12.0%
% of FP17s for the same patient ID Re-attending within 3 months - Adults	395	1,864	21.2%	16.0%	16.7%	15.9%
% of FP17s for the same patient ID Re-attending between 3 & 9 months - Children	277	832	33.3%	42.9%	47.3%	58.0%
% of FP17s for the same patient ID Re-attending between 3 & 9 months - Adults	466	1,864	25.0%	35.8%	38.3%	50.5%
% of FP17s for Band 1 Urgent Courses	498	2,245	22.2%	10.8%	10.5%	9.0%
% of FP17s Relating to Free Repair or Replacements	10	2,245	0.4%	0.5%	0.6%	0.8%
% of FP17s Relating to Continuations	20	2,245	0.9%	0.7%	0.8%	1.1%
% of Patients satisfied with the dentistry they have received	3	3	N/A	88.9%	89.0%	91.5%
% of Patients satisfied with the time they had to wait for an appointment	3	3	N/A	81.7%	84.2%	87.9%

* This is based on patients treated on this contract for their most recent course of treatment. Figures in italics indicate the base number of FP17s or Patient Questionnaire responses are less than 100. N/A is shown where the base number of responses is less than 10 during the period. % is calculated as Quantity/Base number*100

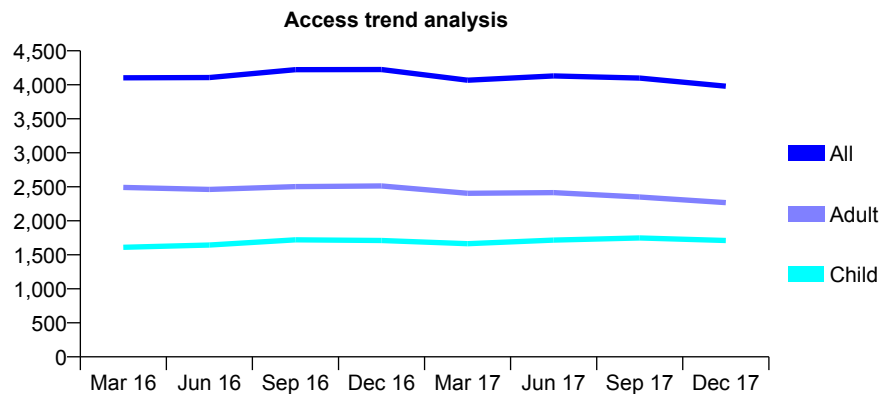
Q61 - Vital Signs At a Glance Contract Report for 344516/0001 - December 2017

Name or company name	MS MK MORADI
Contract type name	GDS Contract
Purpose of contract	General
Contract start date	01/04/2006
Contract end date	

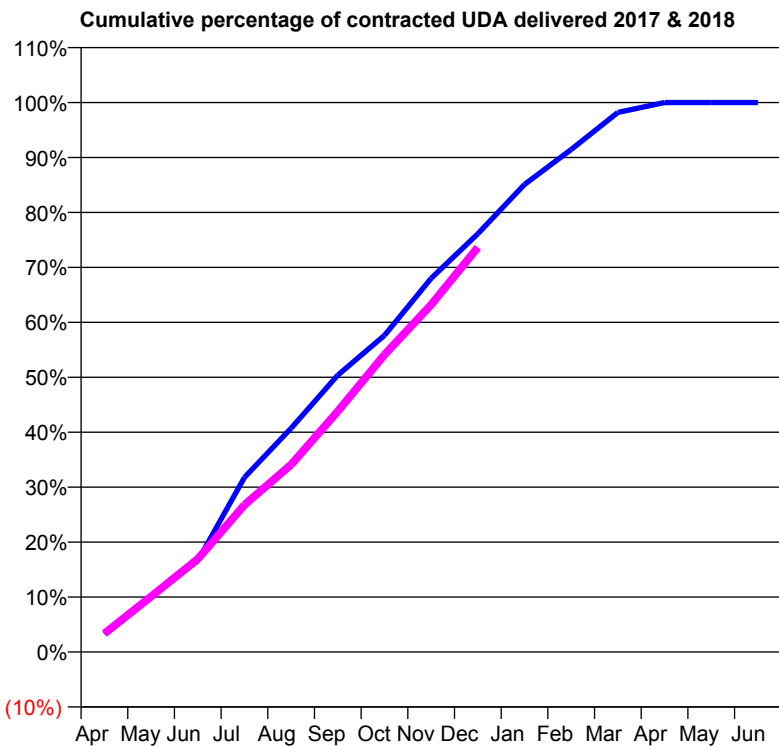
17/18 Contracted general activity (UDA)	11,486
Carry forward general activity (UDA)	0
17/18 Contracted orthodontic activity (UOA)	0
Carry forward orthodontic activity (UOA)	0
Baseline contract value	£336,651.42

ACCESS*

Patients seen in 24 months	Total	Change since previous quarter
Quarter ending December 2016	4,224	
Quarter ending March 2017	4,067	↓
Quarter ending June 2017	4,131	→
Quarter ending September 2017	4,099	→
Quarter ending December 2017	3,979	↓
Variance since December 2016	(5.8%)	↓



ACTIVITY



Month	Adjusted Scheduled Activity (UDA)	
	2017	2018
April	375	386
May	1,160	1,161
June	1,909	1,943
July	3,651	3,076
August	4,680	3,918
September	5,788	5,031
October	6,617	6,214
November	7,811	7,259
December	8,743	8,457
January	9,773	
February	10,505	
March	11,278	
April	11,486	
May	11,486	
June	11,486	

QUALITY

	Quantity	Base Number	Contract	AT	Region	England
% of FP17s for the same patient ID Re-attending within 3 months - Children	80	1,477	5.4%	10.5%	11.6%	12.0%
% of FP17s for the same patient ID Re-attending within 3 months - Adults	137	1,608	8.5%	16.0%	16.7%	15.9%
% of FP17s for the same patient ID Re-attending between 3 & 9 months - Children	516	1,477	34.9%	42.9%	47.3%	58.0%
% of FP17s for the same patient ID Re-attending between 3 & 9 months - Adults	502	1,608	31.2%	35.8%	38.3%	50.5%
% of FP17s for Band 1 Urgent Courses	136	3,021	4.5%	10.8%	10.5%	9.0%
% of FP17s Relating to Free Repair or Replacements	20	3,021	0.7%	0.5%	0.6%	0.8%
% of FP17s Relating to Continuations	8	3,021	0.3%	0.7%	0.8%	1.1%
% of Patients satisfied with the dentistry they have received	1	1	N/A	88.9%	89.0%	91.5%
% of Patients satisfied with the time they had to wait for an appointment	1	1	N/A	81.7%	84.2%	87.9%

* This is based on patients treated on this contract for their most recent course of treatment. Figures in italics indicate the base number of FP17s or Patient Questionnaire responses are less than 100. N/A is shown where the base number of responses is less than 10 during the period. % is calculated as Quantity/Base number*100

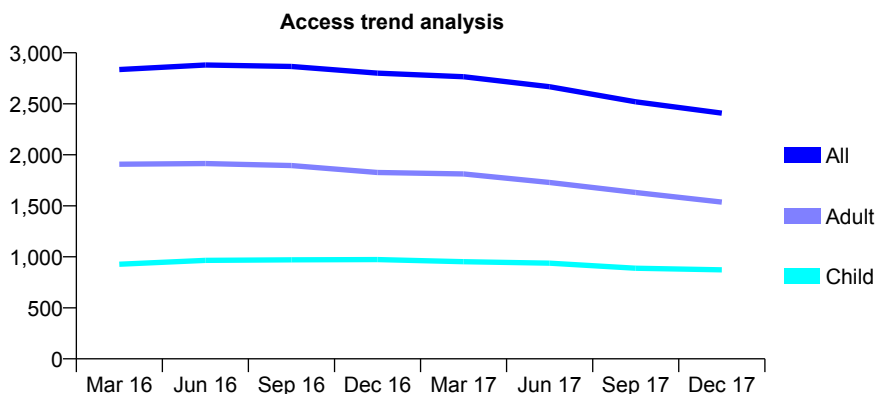
Q61 - Vital Signs At a Glance Contract Report for 345725/0002 - December 2017

Name or company name	DR OO AJANAKU
Contract type name	Pilot Contract
Purpose of contract	General
Contract start date	05/04/2006
Contract end date	

17/18 Contracted general activity (UDA)	6,509
Carry forward general activity (UDA)	0
17/18 Contracted orthodontic activity (UOA)	0
Carry forward orthodontic activity (UOA)	0
Baseline contract value	£175,979.50

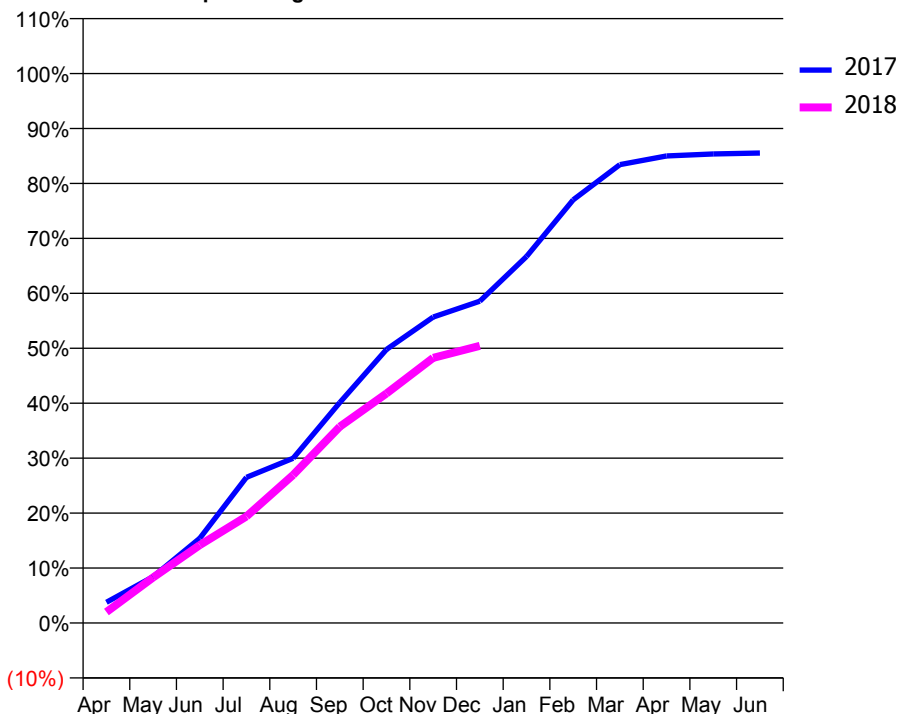
ACCESS*

Patients seen in 24 months	Total	Change since previous quarter
Quarter ending December 2016	2,800	
Quarter ending March 2017	2,765	↓
Quarter ending June 2017	2,667	↓
Quarter ending September 2017	2,519	↓
Quarter ending December 2017	2,409	↓
Variance since December 2016	(14.0%)	↓



ACTIVITY

Cumulative percentage of contracted UDA delivered 2017 & 2018



Month	Adjusted Scheduled Activity (UDA)	
	2017	2018
April	245	130
May	549	540
June	1,003	923
July	1,725	1,262
August	1,951	1,754
September	2,611	2,325
October	3,241	2,718
November	3,624	3,141
December	3,812	3,283
January	4,342	
February	5,013	
March	5,429	
April	5,532	
May	5,556	
June	5,567	

QUALITY

	Quantity	Base Number	Contract	AT	Region	England
% of FP17s for the same patient ID Re-attending within 3 months - Children	39	583	6.7%	10.5%	11.6%	12.0%
% of FP17s for the same patient ID Re-attending within 3 months - Adults	109	845	12.9%	16.0%	16.7%	15.9%
% of FP17s for the same patient ID Re-attending between 3 & 9 months - Children	265	583	45.5%	42.9%	47.3%	58.0%
% of FP17s for the same patient ID Re-attending between 3 & 9 months - Adults	207	845	24.5%	35.8%	38.3%	50.5%
% of FP17s for Band 1 Urgent Courses	6	1,354	0.4%	10.8%	10.5%	9.0%
% of FP17s Relating to Free Repair or Replacements	16	1,354	1.2%	0.5%	0.6%	0.8%
% of FP17s Relating to Continuations	12	1,354	0.9%	0.7%	0.8%	1.1%
% of Patients satisfied with the dentistry they have received	1	1	N/A	88.9%	89.0%	91.5%
% of Patients satisfied with the time they had to wait for an appointment	1	1	N/A	81.7%	84.2%	87.9%

* This is based on patients treated on this contract for their most recent course of treatment. Figures in italics indicate the base number of FP17s or Patient Questionnaire responses are less than 100. N/A is shown where the base number of responses is less than 10 during the period. % is calculated as Quantity/Base number*100

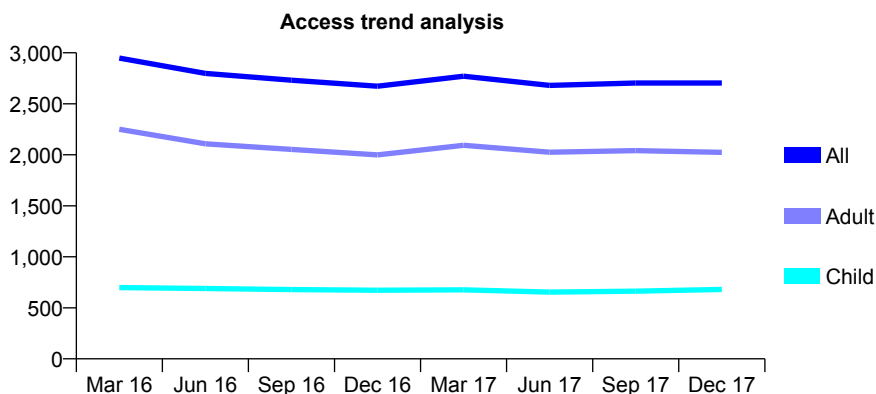
Q61 - Vital Signs At a Glance Contract Report for 347477/0001 - December 2017

Name or company name	MRS B CROWTHER
Contract type name	GDS Contract
Purpose of contract	General
Contract start date	01/04/2008
Contract end date	

17/18 Contracted general activity (UDA)	7,747
Carry forward general activity (UDA)	187
17/18 Contracted orthodontic activity (UOA)	0
Carry forward orthodontic activity (UOA)	0
Baseline contract value	£240,458.54

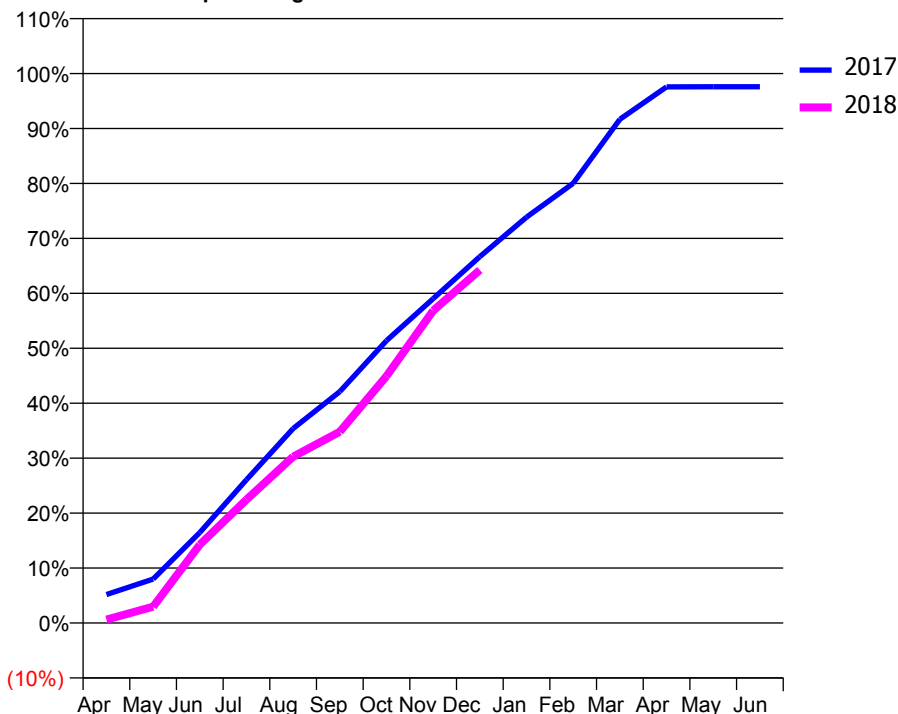
ACCESS*

Patients seen in 24 months	Total	Change since previous quarter
Quarter ending December 2016	2,672	
Quarter ending March 2017	2,771	↑
Quarter ending June 2017	2,680	↓
Quarter ending September 2017	2,704	→
Quarter ending December 2017	2,704	→
Variance since December 2016	1.2%	→



ACTIVITY

Cumulative percentage of contracted UDA delivered 2017 & 2018



Month	Adjusted Scheduled Activity (UDA)	
	2017	2018
April	402	48
May	620	231
June	1,276	1,105
July	2,019	1,739
August	2,742	2,345
September	3,263	2,696
October	3,980	3,481
November	4,573	4,405
December	5,166	4,977
January	5,721	
February	6,199	
March	7,101	
April	7,558	
May	7,560	
June	7,560	

QUALITY

	Quantity	Base Number	Contract	AT	Region	England
% of FP17s for the same patient ID Re-attending within 3 months - Children	88	526	16.7%	10.5%	11.6%	12.0%
% of FP17s for the same patient ID Re-attending within 3 months - Adults	335	1,510	22.2%	16.0%	16.7%	15.9%
% of FP17s for the same patient ID Re-attending between 3 & 9 months - Children	106	526	20.2%	42.9%	47.3%	58.0%
% of FP17s for the same patient ID Re-attending between 3 & 9 months - Adults	290	1,510	19.2%	35.8%	38.3%	50.5%
% of FP17s for Band 1 Urgent Courses	567	1,889	30.0%	10.8%	10.5%	9.0%
% of FP17s Relating to Free Repair or Replacements	1	1,889	0.1%	0.5%	0.6%	0.8%
% of FP17s Relating to Continuations	7	1,889	0.4%	0.7%	0.8%	1.1%
% of Patients satisfied with the dentistry they have received	3	5	N/A	88.9%	89.0%	91.5%
% of Patients satisfied with the time they had to wait for an appointment	3	5	N/A	81.7%	84.2%	87.9%

* This is based on patients treated on this contract for their most recent course of treatment. Figures in italics indicate the base number of FP17s or Patient Questionnaire responses are less than 100. N/A is shown where the base number of responses is less than 10 during the period. % is calculated as Quantity/Base number*100

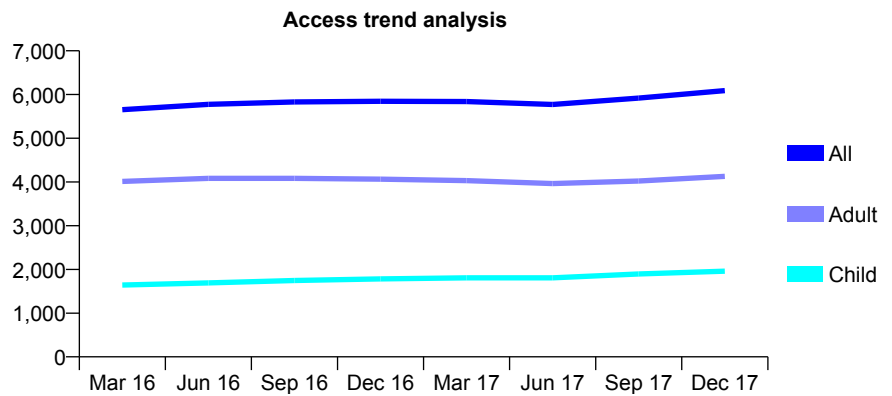
Q61 - Vital Signs At a Glance Contract Report for 353302/0002 - December 2017

Name or company name	MRS A BROGAN
Contract type name	GDS Contract
Purpose of contract	General
Contract start date	01/02/2007
Contract end date	

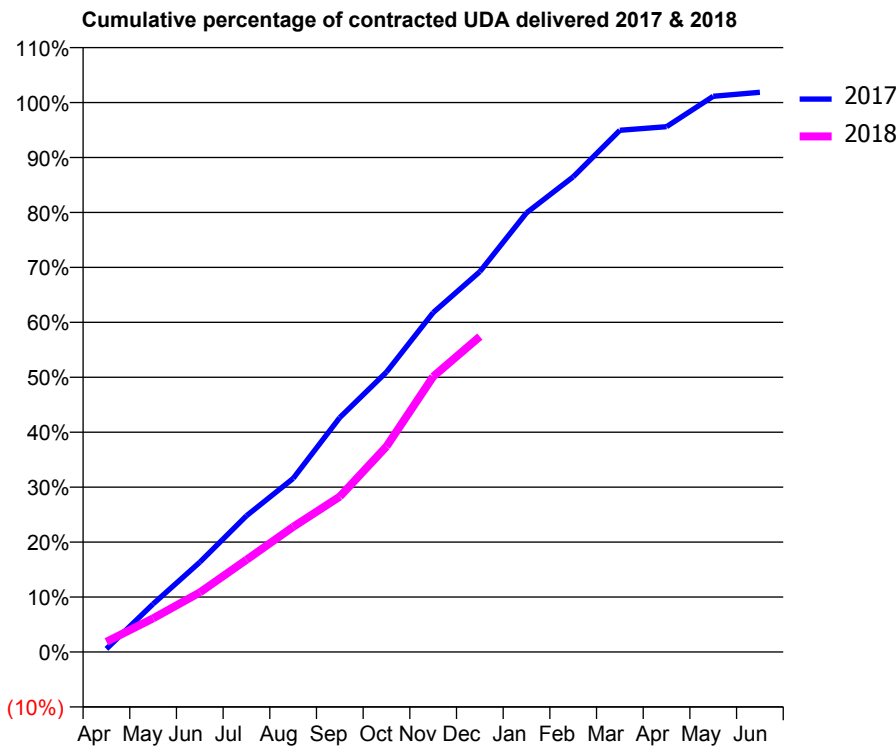
17/18 Contracted general activity (UDA)	15,436
Carry forward general activity (UDA)	-287
17/18 Contracted orthodontic activity (UOA)	0
Carry forward orthodontic activity (UOA)	0
Baseline contract value	£330,385.67

ACCESS*

Patients seen in 24 months	Total	Change since previous quarter
Quarter ending December 2016	5,846	
Quarter ending March 2017	5,838	→
Quarter ending June 2017	5,771	↓
Quarter ending September 2017	5,919	↑
Quarter ending December 2017	6,089	↑
Variance since December 2016	4.2%	↑



ACTIVITY



Month	Adjusted Scheduled Activity (UDA)	
	2017	2018
April	88	287
May	1,350	944
June	2,523	1,671
July	3,827	2,590
August	4,877	3,514
September	6,589	4,365
October	7,865	5,773
November	9,533	7,738
December	10,685	8,860
January	12,338	
February	13,348	
March	14,656	
April	14,758	
May	15,611	
June	15,723	

QUALITY

	Quantity	Base Number	Contract	AT	Region	England
% of FP17s for the same patient ID Re-attending within 3 months - Children	129	2,051	6.3%	10.5%	11.6%	12.0%
% of FP17s for the same patient ID Re-attending within 3 months - Adults	412	3,530	11.7%	16.0%	16.7%	15.9%
% of FP17s for the same patient ID Re-attending between 3 & 9 months - Children	1,040	2,051	50.7%	42.9%	47.3%	58.0%
% of FP17s for the same patient ID Re-attending between 3 & 9 months - Adults	1,378	3,530	39.0%	35.8%	38.3%	50.5%
% of FP17s for Band 1 Urgent Courses	408	5,076	8.0%	10.8%	10.5%	9.0%
% of FP17s Relating to Free Repair or Replacements	33	5,076	0.7%	0.5%	0.6%	0.8%
% of FP17s Relating to Continuations	14	5,076	0.3%	0.7%	0.8%	1.1%
% of Patients satisfied with the dentistry they have received	3	3	N/A	88.9%	89.0%	91.5%
% of Patients satisfied with the time they had to wait for an appointment	2	3	N/A	81.7%	84.2%	87.9%

* This is based on patients treated on this contract for their most recent course of treatment. Figures in italics indicate the base number of FP17s or Patient Questionnaire responses are less than 100. N/A is shown where the base number of responses is less than 10 during the period. % is calculated as Quantity/Base number*100

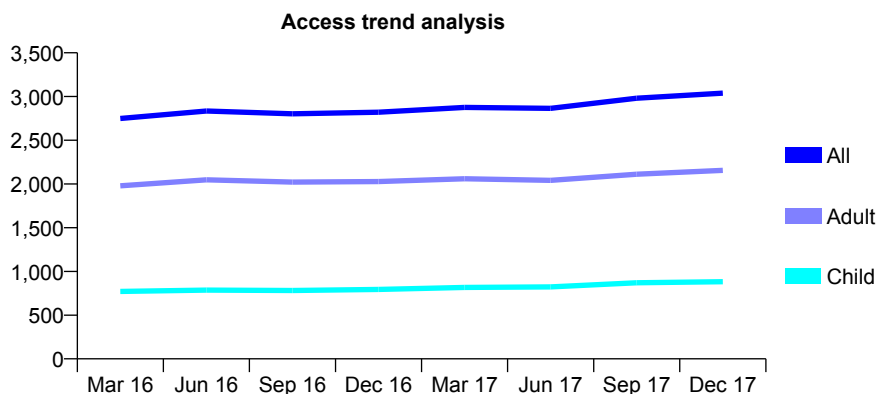
Q61 - Vital Signs At a Glance Contract Report for 353302/0003 - December 2017

Name or company name	MRS A BROGAN
Contract type name	GDS Contract
Purpose of contract	General
Contract start date	09/06/2008
Contract end date	

17/18 Contracted general activity (UDA)	10,063
Carry forward general activity (UDA)	78
17/18 Contracted orthodontic activity (UOA)	0
Carry forward orthodontic activity (UOA)	0
Baseline contract value	£318,549.10

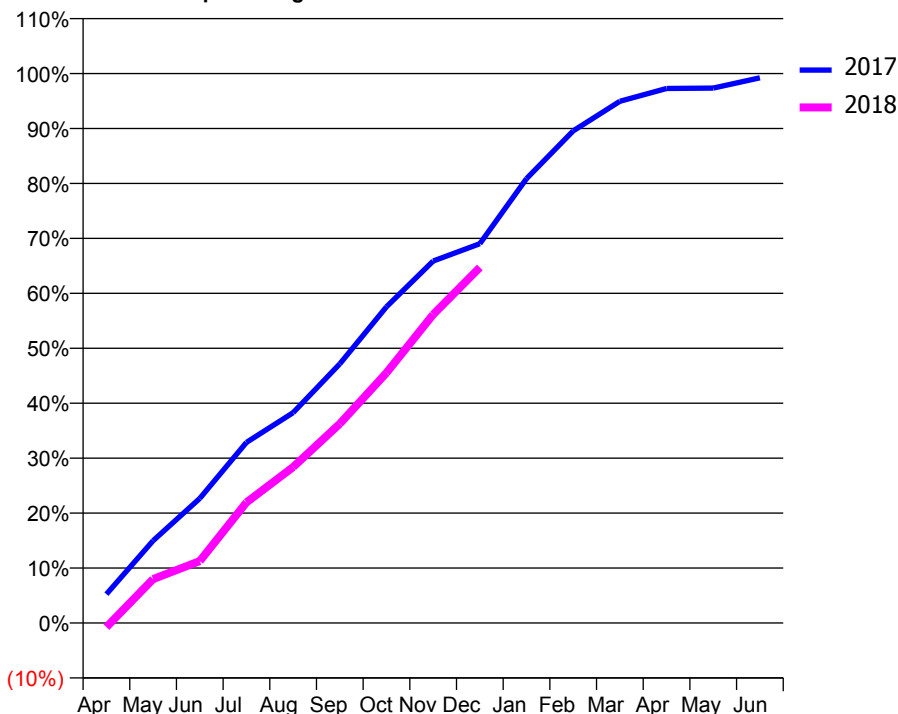
ACCESS*

Patients seen in 24 months	Total	Change since previous quarter
Quarter ending December 2016	2,821	
Quarter ending March 2017	2,875	→
Quarter ending June 2017	2,865	→
Quarter ending September 2017	2,981	↑
Quarter ending December 2017	3,038	→
Variance since December 2016	7.7%	↑



ACTIVITY

Cumulative percentage of contracted UDA delivered 2017 & 2018



Month	Adjusted Scheduled Activity (UDA)	
	2017	2018
April	528	-78
May	1,507	805
June	2,282	1,134
July	3,309	2,209
August	3,853	2,856
September	4,746	3,649
October	5,790	4,582
November	6,629	5,650
December	6,947	6,511
January	8,139	
February	9,012	
March	9,554	
April	9,789	
May	9,796	
June	9,985	

QUALITY

	Quantity	Base Number	Contract	AT	Region	England
% of FP17s for the same patient ID Re-attending within 3 months - Children	57	741	7.7%	10.5%	11.6%	12.0%
% of FP17s for the same patient ID Re-attending within 3 months - Adults	218	1,819	12.0%	16.0%	16.7%	15.9%
% of FP17s for the same patient ID Re-attending between 3 & 9 months - Children	271	741	36.6%	42.9%	47.3%	58.0%
% of FP17s for the same patient ID Re-attending between 3 & 9 months - Adults	643	1,819	35.3%	35.8%	38.3%	50.5%
% of FP17s for Band 1 Urgent Courses	236	2,403	9.8%	10.8%	10.5%	9.0%
% of FP17s Relating to Free Repair or Replacements	19	2,403	0.8%	0.5%	0.6%	0.8%
% of FP17s Relating to Continuations	20	2,403	0.8%	0.7%	0.8%	1.1%
% of Patients satisfied with the dentistry they have received	1	1	N/A	88.9%	89.0%	91.5%
% of Patients satisfied with the time they had to wait for an appointment	1	1	N/A	81.7%	84.2%	87.9%

* This is based on patients treated on this contract for their most recent course of treatment. Figures in italics indicate the base number of FP17s or Patient Questionnaire responses are less than 100. N/A is shown where the base number of responses is less than 10 during the period. % is calculated as Quantity/Base number*100

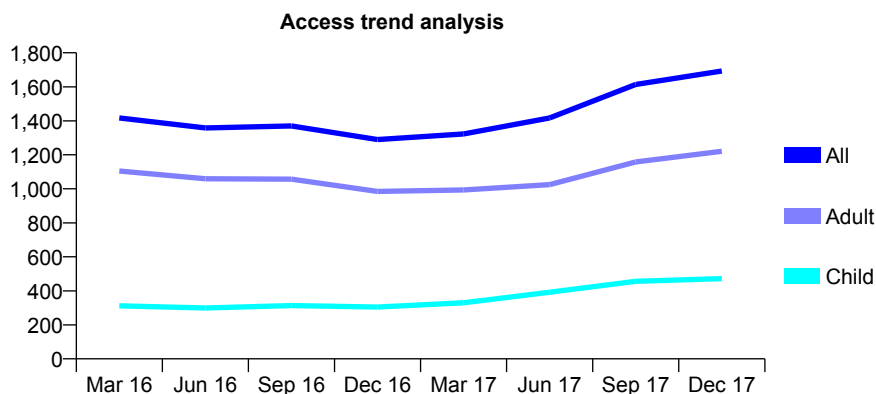
Q61 - Vital Signs At a Glance Contract Report for 354155/0002 - December 2017

Name or company name	MS M MEHDIANI
Contract type name	GDS Contract
Purpose of contract	General
Contract start date	15/09/2008
Contract end date	

17/18 Contracted general activity (UDA)	8,155
Carry forward general activity (UDA)	1,789
17/18 Contracted orthodontic activity (UOA)	0
Carry forward orthodontic activity (UOA)	0
Baseline contract value	£239,820.09

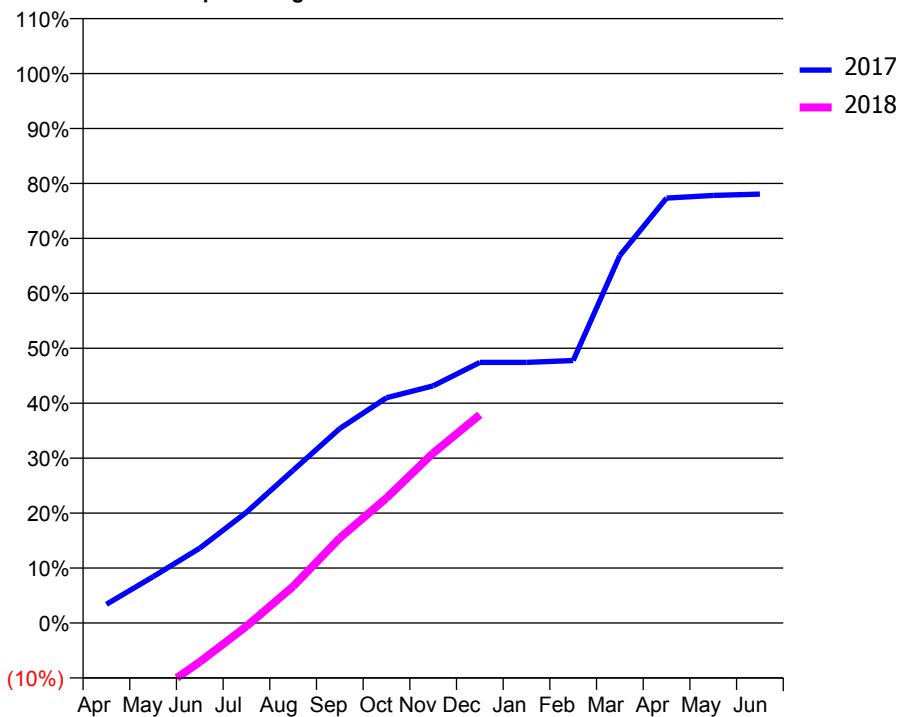
ACCESS*

Patients seen in 24 months	Total	Change since previous quarter
Quarter ending December 2016	1,290	
Quarter ending March 2017	1,323	↑
Quarter ending June 2017	1,417	↑
Quarter ending September 2017	1,614	↑
Quarter ending December 2017	1,693	↑
Variance since December 2016	31.2%	↑



ACTIVITY

Cumulative percentage of contracted UDA delivered 2017 & 2018



Month	Adjusted Scheduled Activity (UDA)	
	2017	2018
April	277	-1,713
May	688	-1,063
June	1,112	-579
July	1,643	-51
August	2,266	543
September	2,887	1,262
October	3,343	1,855
November	3,520	2,522
December	3,869	3,089
January	3,869	
February	3,896	
March	5,456	
April	6,307	
May	6,345	
June	6,366	

QUALITY

	Quantity	Base Number	Contract	AT	Region	England
% of FP17s for the same patient ID Re-attending within 3 months - Children	29	438	6.6%	10.5%	11.6%	12.0%
% of FP17s for the same patient ID Re-attending within 3 months - Adults	86	1,059	8.1%	16.0%	16.7%	15.9%
% of FP17s for the same patient ID Re-attending between 3 & 9 months - Children	58	438	13.2%	42.9%	47.3%	58.0%
% of FP17s for the same patient ID Re-attending between 3 & 9 months - Adults	140	1,059	13.2%	35.8%	38.3%	50.5%
% of FP17s for Band 1 Urgent Courses	122	1,290	9.5%	10.8%	10.5%	9.0%
% of FP17s Relating to Free Repair or Replacements	0	1,290	0.0%	0.5%	0.6%	0.8%
% of FP17s Relating to Continuations	2	1,290	0.2%	0.7%	0.8%	1.1%
% of Patients satisfied with the dentistry they have received	1	1	N/A	88.9%	89.0%	91.5%
% of Patients satisfied with the time they had to wait for an appointment	1	1	N/A	81.7%	84.2%	87.9%

* This is based on patients treated on this contract for their most recent course of treatment. Figures in italics indicate the base number of FP17s or Patient Questionnaire responses are less than 100. N/A is shown where the base number of responses is less than 10 during the period. % is calculated as Quantity/Base number*100

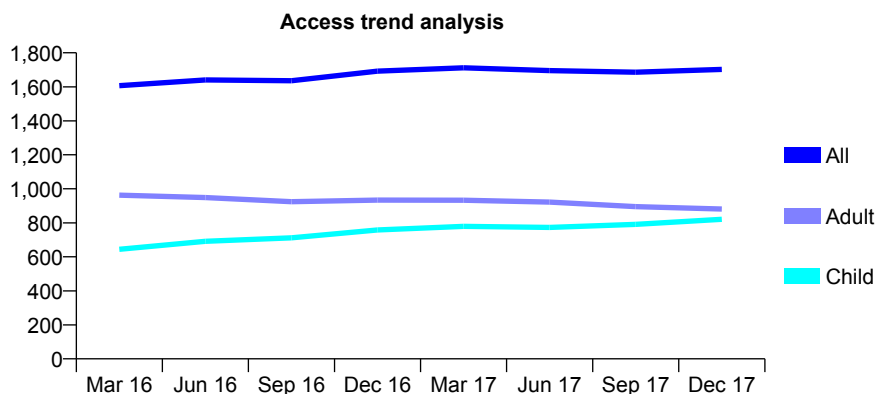
Q61 - Vital Signs At a Glance Contract Report for 355267/0001 - December 2017

Name or company name	MISS MJ GAJJAR
Contract type name	GDS Contract
Purpose of contract	General
Contract start date	19/05/2008
Contract end date	

17/18 Contracted general activity (UDA)	3,976
Carry forward general activity (UDA)	-80
17/18 Contracted orthodontic activity (UOA)	0
Carry forward orthodontic activity (UOA)	0
Baseline contract value	£116,167.66

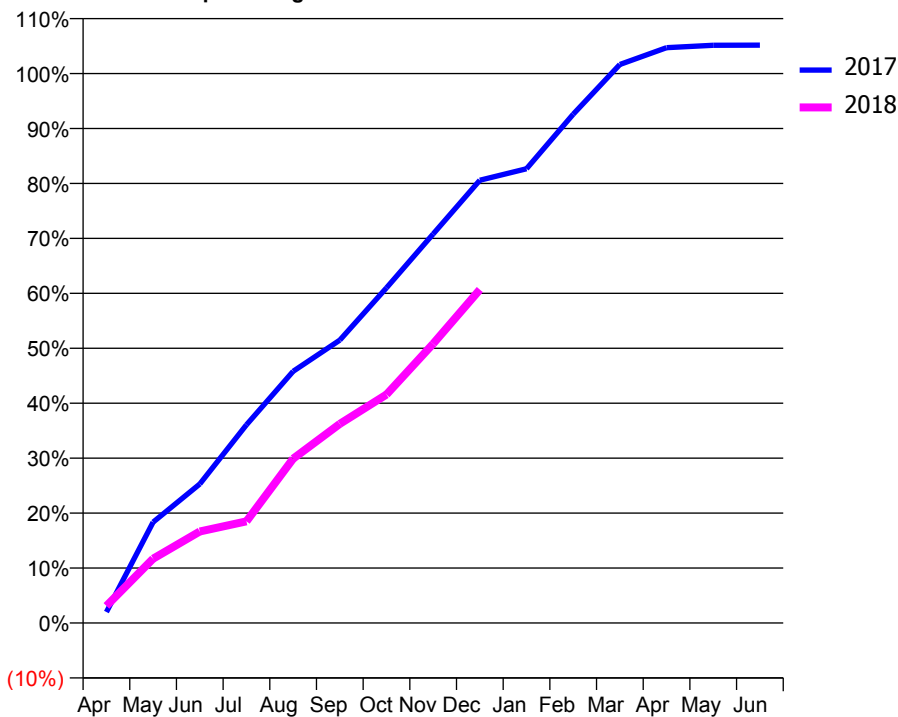
ACCESS*

Patients seen in 24 months	Total	Change since previous quarter
Quarter ending December 2016	1,692	
Quarter ending March 2017	1,712	→
Quarter ending June 2017	1,695	→
Quarter ending September 2017	1,686	→
Quarter ending December 2017	1,702	→
Variance since December 2016	0.6%	→



ACTIVITY

Cumulative percentage of contracted UDA delivered 2017 & 2018



Month	Adjusted Scheduled Activity (UDA)	
	2017	2018
April	80	124
May	730	466
June	1,006	662
July	1,434	735
August	1,821	1,189
September	2,047	1,441
October	2,425	1,653
November	2,815	2,021
December	3,203	2,413
January	3,287	
February	3,681	
March	4,042	
April	4,163	
May	4,180	
June	4,181	

QUALITY

	Quantity	Base Number	Contract	AT	Region	England
% of FP17s for the same patient ID Re-attending within 3 months - Children	38	683	5.6%	10.5%	11.6%	12.0%
% of FP17s for the same patient ID Re-attending within 3 months - Adults	100	640	15.6%	16.0%	16.7%	15.9%
% of FP17s for the same patient ID Re-attending between 3 & 9 months - Children	332	683	48.6%	42.9%	47.3%	58.0%
% of FP17s for the same patient ID Re-attending between 3 & 9 months - Adults	267	640	41.7%	35.8%	38.3%	50.5%
% of FP17s for Band 1 Urgent Courses	103	1,230	8.4%	10.8%	10.5%	9.0%
% of FP17s Relating to Free Repair or Replacements	3	1,230	0.2%	0.5%	0.6%	0.8%
% of FP17s Relating to Continuations	19	1,230	1.5%	0.7%	0.8%	1.1%
% of Patients satisfied with the dentistry they have received	1	2	N/A	88.9%	89.0%	91.5%
% of Patients satisfied with the time they had to wait for an appointment	1	2	N/A	81.7%	84.2%	87.9%

* This is based on patients treated on this contract for their most recent course of treatment. Figures in italics indicate the base number of FP17s or Patient Questionnaire responses are less than 100. N/A is shown where the base number of responses is less than 10 during the period. % is calculated as Quantity/Base number*100

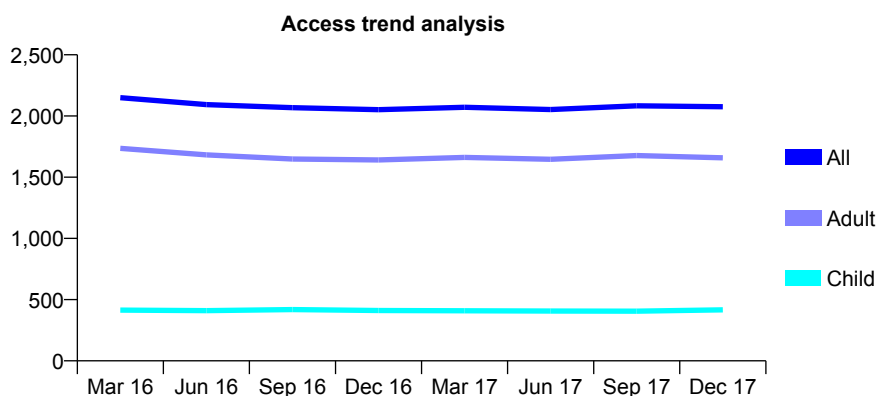
Q61 - Vital Signs At a Glance Contract Report for 360368/0001 - December 2017

Name or company name	MR J BABAN
Contract type name	GDS Contract
Purpose of contract	General
Contract start date	01/12/2007
Contract end date	

17/18 Contracted general activity (UDA)	5,593
Carry forward general activity (UDA)	-1
17/18 Contracted orthodontic activity (UOA)	0
Carry forward orthodontic activity (UOA)	0
Baseline contract value	£169,289.14

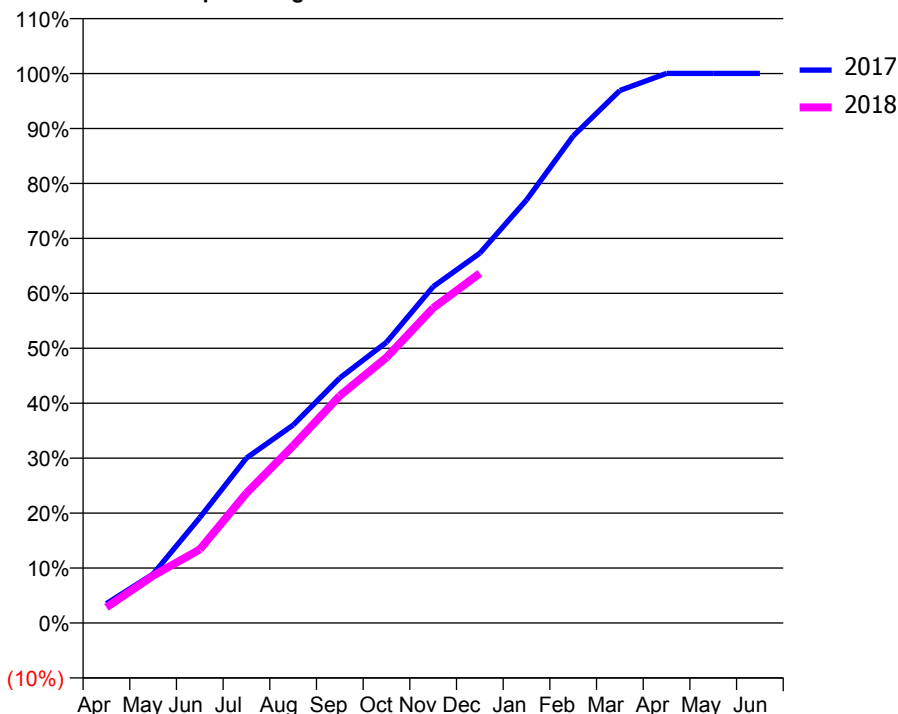
ACCESS*

Patients seen in 24 months	Total	Change since previous quarter
Quarter ending December 2016	2,052	
Quarter ending March 2017	2,071	→
Quarter ending June 2017	2,053	→
Quarter ending September 2017	2,083	→
Quarter ending December 2017	2,076	→
Variance since December 2016	1.2%	→



ACTIVITY

Cumulative percentage of contracted UDA delivered 2017 & 2018



Month	Adjusted Scheduled Activity (UDA)	
	2017	2018
April	198	159
May	499	481
June	1,073	748
July	1,679	1,323
August	2,015	1,804
September	2,493	2,314
October	2,858	2,702
November	3,423	3,206
December	3,765	3,559
January	4,306	
February	4,957	
March	5,420	
April	5,594	
May	5,594	
June	5,594	

QUALITY

	Quantity	Base Number	Contract	AT	Region	England
% of FP17s for the same patient ID Re-attending within 3 months - Children	6	353	1.7%	10.5%	11.6%	12.0%
% of FP17s for the same patient ID Re-attending within 3 months - Adults	44	1,192	3.7%	16.0%	16.7%	15.9%
% of FP17s for the same patient ID Re-attending between 3 & 9 months - Children	130	353	36.8%	42.9%	47.3%	58.0%
% of FP17s for the same patient ID Re-attending between 3 & 9 months - Adults	337	1,192	28.3%	35.8%	38.3%	50.5%
% of FP17s for Band 1 Urgent Courses	120	1,469	8.2%	10.8%	10.5%	9.0%
% of FP17s Relating to Free Repair or Replacements	2	1,469	0.1%	0.5%	0.6%	0.8%
% of FP17s Relating to Continuations	0	1,469	0.0%	0.7%	0.8%	1.1%
% of Patients satisfied with the dentistry they have received	1	1	N/A	88.9%	89.0%	91.5%
% of Patients satisfied with the time they had to wait for an appointment	1	1	N/A	81.7%	84.2%	87.9%

* This is based on patients treated on this contract for their most recent course of treatment. Figures in italics indicate the base number of FP17s or Patient Questionnaire responses are less than 100. N/A is shown where the base number of responses is less than 10 during the period. % is calculated as Quantity/Base number*100

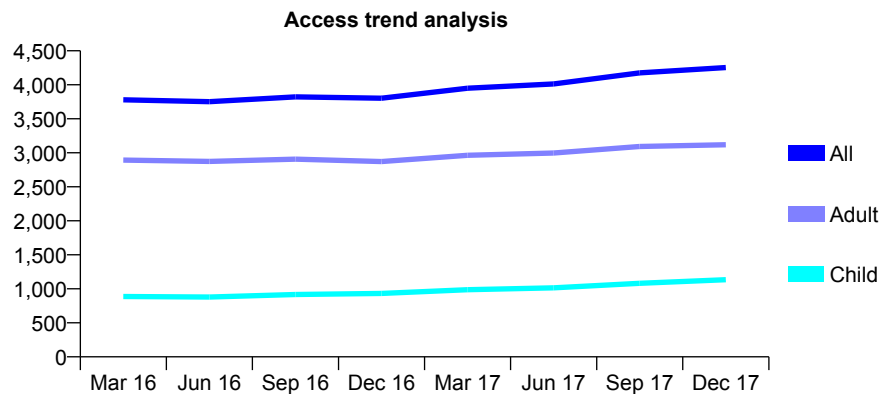
Q61 - Vital Signs At a Glance Contract Report for 361135/0001 - December 2017

Name or company name	The Dental Suite
Contract type name	GDS Contract
Purpose of contract	General
Contract start date	01/08/2010
Contract end date	

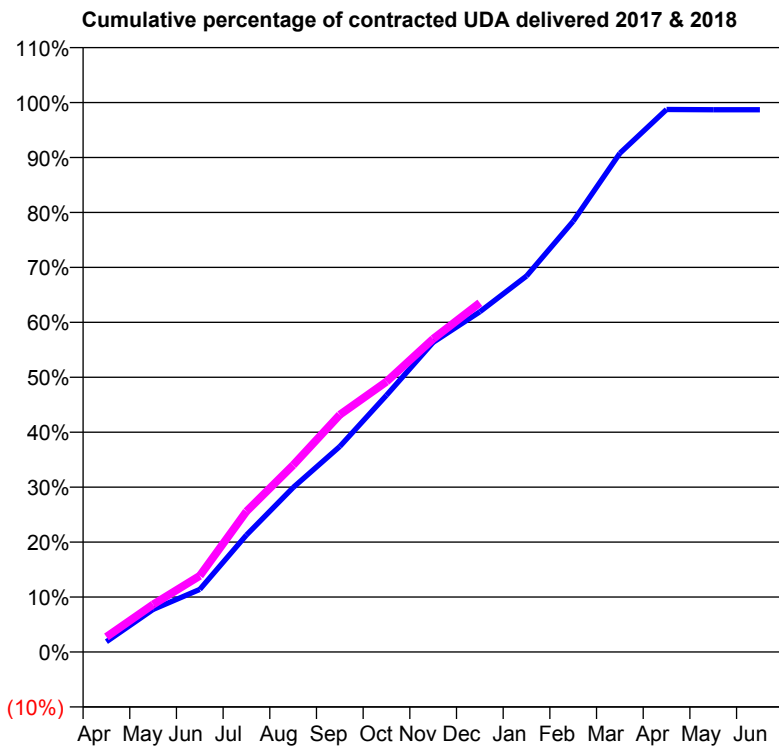
17/18 Contracted general activity (UDA)	7,600
Carry forward general activity (UDA)	0
17/18 Contracted orthodontic activity (UOA)	0
Carry forward orthodontic activity (UOA)	0
Baseline contract value	£217,946.20

ACCESS*

Patients seen in 24 months	Total	Change since previous quarter
Quarter ending December 2016	3,803	
Quarter ending March 2017	3,950	↑
Quarter ending June 2017	4,012	→
Quarter ending September 2017	4,176	↑
Quarter ending December 2017	4,253	→
Variance since December 2016	11.8%	↑



ACTIVITY



Month	Adjusted Scheduled Activity (UDA)	
	2017	2018
April	143	210
May	589	658
June	865	1,055
July	1,618	1,946
August	2,275	2,585
September	2,843	3,283
October	3,552	3,738
November	4,283	4,331
December	4,706	4,829
January	5,199	
February	5,958	
March	6,899	
April	7,503	
May	7,500	
June	7,500	

QUALITY

	Quantity	Base Number	Contract	AT	Region	England
% of FP17s for the same patient ID Re-attending within 3 months - Children	70	963	7.3%	10.5%	11.6%	12.0%
% of FP17s for the same patient ID Re-attending within 3 months - Adults	265	2,224	11.9%	16.0%	16.7%	15.9%
% of FP17s for the same patient ID Re-attending between 3 & 9 months - Children	316	963	32.8%	42.9%	47.3%	58.0%
% of FP17s for the same patient ID Re-attending between 3 & 9 months - Adults	546	2,224	24.6%	35.8%	38.3%	50.5%
% of FP17s for Band 1 Urgent Courses	214	2,261	9.5%	10.8%	10.5%	9.0%
% of FP17s Relating to Free Repair or Replacements	13	2,261	0.6%	0.5%	0.6%	0.8%
% of FP17s Relating to Continuations	9	2,261	0.4%	0.7%	0.8%	1.1%
% of Patients satisfied with the dentistry they have received	0	1	N/A	88.9%	89.0%	91.5%
% of Patients satisfied with the time they had to wait for an appointment	1	1	N/A	81.7%	84.2%	87.9%

* This is based on patients treated on this contract for their most recent course of treatment. Figures in italics indicate the base number of FP17s or Patient Questionnaire responses are less than 100. N/A is shown where the base number of responses is less than 10 during the period. % is calculated as Quantity/Base number*100

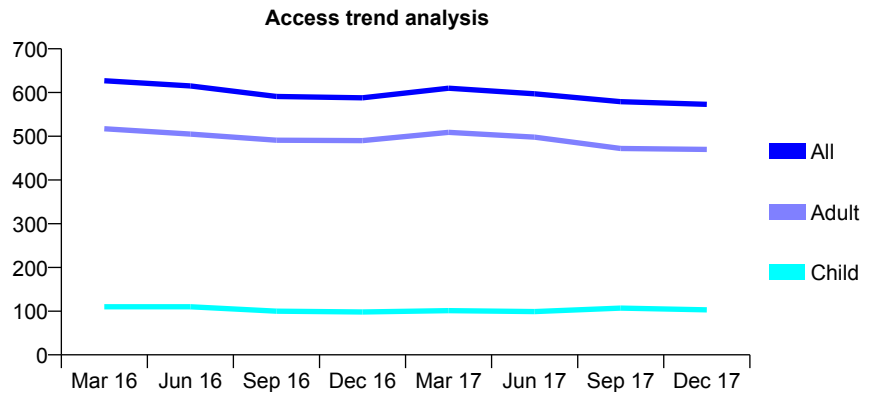
Q61 - Vital Signs At a Glance Contract Report for 363383/0002 - December 2017

Name or company name	Hakhamaneshi and Lichtig
Contract type name	GDS Contract
Purpose of contract	General
Contract start date	12/06/2011
Contract end date	

17/18 Contracted general activity (UDA)	1,658
Carry forward general activity (UDA)	4
17/18 Contracted orthodontic activity (UOA)	0
Carry forward orthodontic activity (UOA)	0
Baseline contract value	£45,592.88

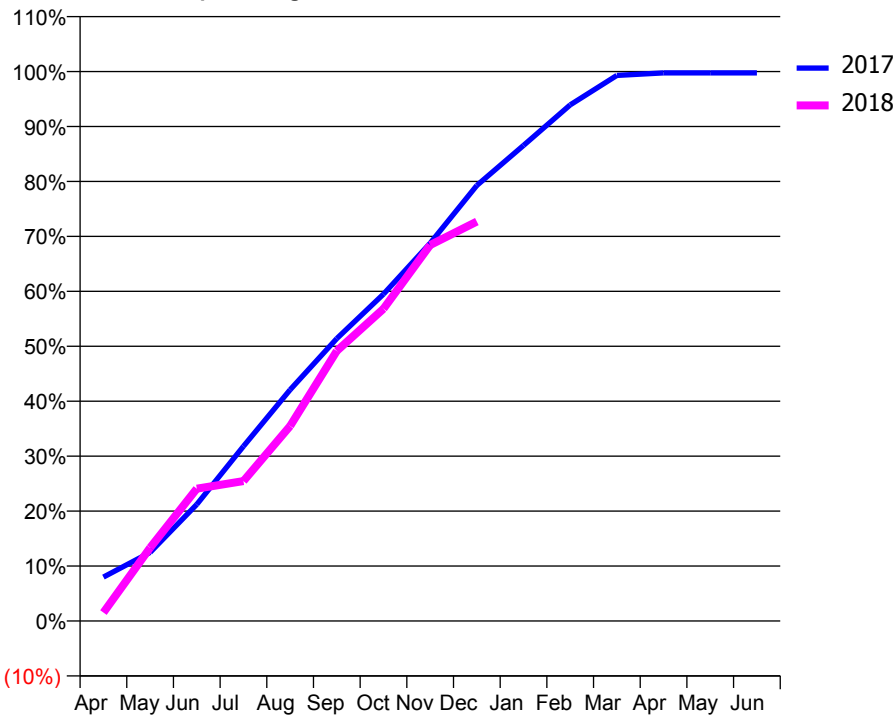
ACCESS*

Patients seen in 24 months	Total	Change since previous quarter
Quarter ending December 2016	588	
Quarter ending March 2017	610	↑
Quarter ending June 2017	597	↓
Quarter ending September 2017	579	↓
Quarter ending December 2017	573	↓
Variance since December 2016	(2.6%)	↓



ACTIVITY

Cumulative percentage of contracted UDA delivered 2017 & 2018



Month	Adjusted Scheduled Activity (UDA)	
	2017	2018
April	132	26
May	207	221
June	352	399
July	527	422
August	698	588
September	852	815
October	986	942
November	1,140	1,134
December	1,314	1,205
January	1,435	
February	1,557	
March	1,646	
April	1,654	
May	1,654	
June	1,654	

QUALITY

	Quantity	Base Number	Contract	AT	Region	England
% of FP17s for the same patient ID Re-attending within 3 months - Children	3	84	3.6%	10.5%	11.6%	12.0%
% of FP17s for the same patient ID Re-attending within 3 months - Adults	65	511	12.7%	16.0%	16.7%	15.9%
% of FP17s for the same patient ID Re-attending between 3 & 9 months - Children	33	84	39.3%	42.9%	47.3%	58.0%
% of FP17s for the same patient ID Re-attending between 3 & 9 months - Adults	197	511	38.6%	35.8%	38.3%	50.5%
% of FP17s for Band 1 Urgent Courses	92	590	15.6%	10.8%	10.5%	9.0%
% of FP17s Relating to Free Repair or Replacements	5	590	0.8%	0.5%	0.6%	0.8%
% of FP17s Relating to Continuations	12	590	2.0%	0.7%	0.8%	1.1%
% of Patients satisfied with the dentistry they have received	0	0	N/A	88.9%	89.0%	91.5%
% of Patients satisfied with the time they had to wait for an appointment	0	0	N/A	81.7%	84.2%	87.9%

* This is based on patients treated on this contract for their most recent course of treatment. Figures in italics indicate the base number of FP17s or Patient Questionnaire responses are less than 100. N/A is shown where the base number of responses is less than 10 during the period. % is calculated as Quantity/Base number*100

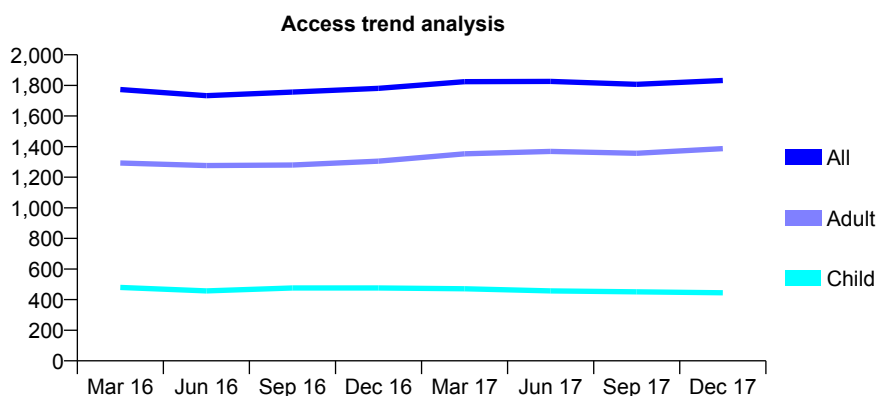
Q61 - Vital Signs At a Glance Contract Report for 364215/0001 - December 2017

Name or company name	MR GS GILL
Contract type name	GDS Contract
Purpose of contract	General
Contract start date	01/05/2014
Contract end date	

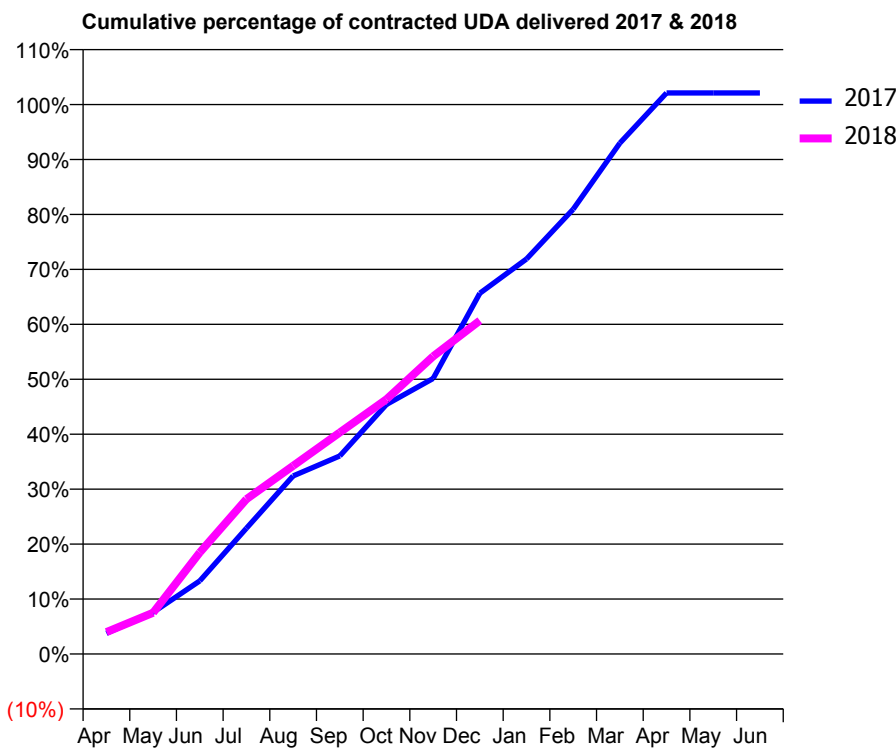
17/18 Contracted general activity (UDA)	7,827
Carry forward general activity (UDA)	-157
17/18 Contracted orthodontic activity (UOA)	0
Carry forward orthodontic activity (UOA)	0
Baseline contract value	£254,905.43

ACCESS*

Patients seen in 24 months	Total	Change since previous quarter
Quarter ending December 2016	1,781	
Quarter ending March 2017	1,824	↑
Quarter ending June 2017	1,826	→
Quarter ending September 2017	1,807	↓
Quarter ending December 2017	1,832	→
Variance since December 2016	2.9%	↑



ACTIVITY



Month	Adjusted Scheduled Activity (UDA)	
	2017	2018
April	295	313
May	594	588
June	1,042	1,447
July	1,792	2,206
August	2,537	2,681
September	2,822	3,155
October	3,555	3,628
November	3,924	4,240
December	5,138	4,749
January	5,626	
February	6,335	
March	7,278	
April	7,991	
May	7,991	
June	7,992	

QUALITY

	Quantity	Base Number	Contract	AT	Region	England
% of FP17s for the same patient ID Re-attending within 3 months - Children	38	427	8.9%	10.5%	11.6%	12.0%
% of FP17s for the same patient ID Re-attending within 3 months - Adults	231	1,261	18.3%	16.0%	16.7%	15.9%
% of FP17s for the same patient ID Re-attending between 3 & 9 months - Children	246	427	57.6%	42.9%	47.3%	58.0%
% of FP17s for the same patient ID Re-attending between 3 & 9 months - Adults	552	1,261	43.8%	35.8%	38.3%	50.5%
% of FP17s for Band 1 Urgent Courses	218	1,530	14.2%	10.8%	10.5%	9.0%
% of FP17s Relating to Free Repair or Replacements	3	1,530	0.2%	0.5%	0.6%	0.8%
% of FP17s Relating to Continuations	7	1,530	0.5%	0.7%	0.8%	1.1%
% of Patients satisfied with the dentistry they have received	0	0	N/A	88.9%	89.0%	91.5%
% of Patients satisfied with the time they had to wait for an appointment	0	0	N/A	81.7%	84.2%	87.9%

* This is based on patients treated on this contract for their most recent course of treatment. Figures in italics indicate the base number of FP17s or Patient Questionnaire responses are less than 100. N/A is shown where the base number of responses is less than 10 during the period. % is calculated as Quantity/Base number*100

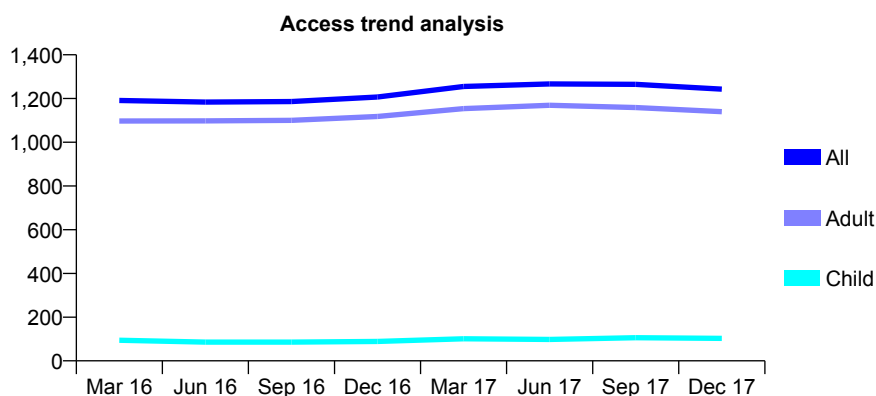
Q61 - Vital Signs At a Glance Contract Report for 395625/0003 - December 2017

Name or company name	MR CF NG
Contract type name	GDS Contract
Purpose of contract	General
Contract start date	01/11/2006
Contract end date	

17/18 Contracted general activity (UDA)	5,678
Carry forward general activity (UDA)	-114
17/18 Contracted orthodontic activity (UOA)	0
Carry forward orthodontic activity (UOA)	0
Baseline contract value	£166,531.31

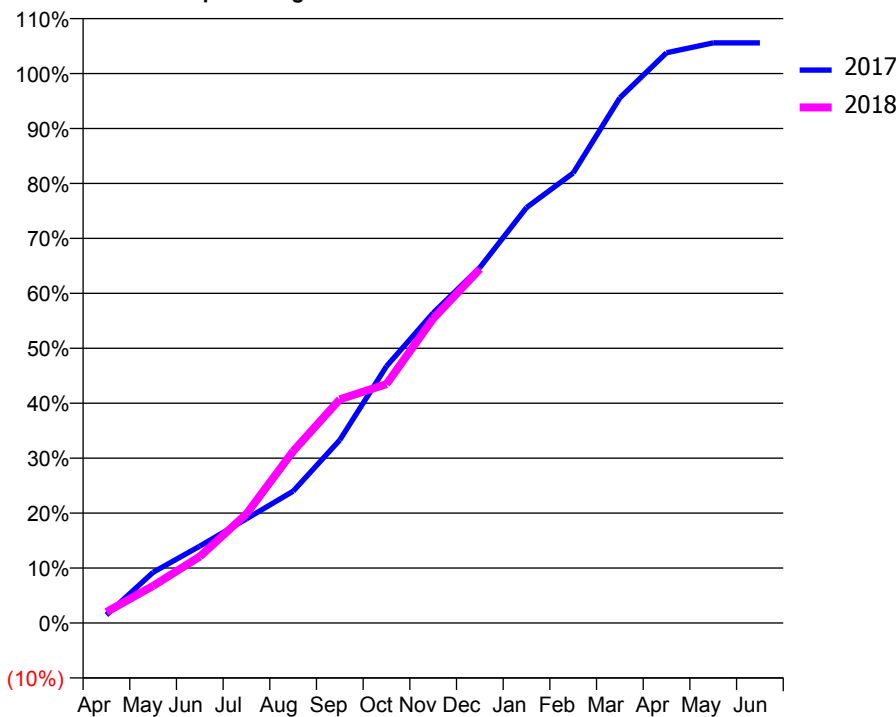
ACCESS*

Patients seen in 24 months	Total	Change since previous quarter
Quarter ending December 2016	1,207	
Quarter ending March 2017	1,255	↑
Quarter ending June 2017	1,267	→
Quarter ending September 2017	1,265	→
Quarter ending December 2017	1,243	↓
Variance since December 2016	3.0%	↑



ACTIVITY

Cumulative percentage of contracted UDA delivered 2017 & 2018



Month	Adjusted Scheduled Activity (UDA)	
	2017	2018
April	83	114
May	524	384
June	795	687
July	1,077	1,128
August	1,362	1,776
September	1,891	2,312
October	2,653	2,469
November	3,204	3,145
December	3,673	3,658
January	4,293	
February	4,650	
March	5,427	
April	5,893	
May	5,994	
June	5,995	

QUALITY

	Quantity	Base Number	Contract	AT	Region	England
% of FP17s for the same patient ID Re-attending within 3 months - Children	7	86	8.1%	10.5%	11.6%	12.0%
% of FP17s for the same patient ID Re-attending within 3 months - Adults	96	819	11.7%	16.0%	16.7%	15.9%
% of FP17s for the same patient ID Re-attending between 3 & 9 months - Children	28	86	32.6%	42.9%	47.3%	58.0%
% of FP17s for the same patient ID Re-attending between 3 & 9 months - Adults	286	819	34.9%	35.8%	38.3%	50.5%
% of FP17s for Band 1 Urgent Courses	0	781	0.0%	10.8%	10.5%	9.0%
% of FP17s Relating to Free Repair or Replacements	6	781	0.8%	0.5%	0.6%	0.8%
% of FP17s Relating to Continuations	16	781	2.0%	0.7%	0.8%	1.1%
% of Patients satisfied with the dentistry they have received	1	1	N/A	88.9%	89.0%	91.5%
% of Patients satisfied with the time they had to wait for an appointment	1	1	N/A	81.7%	84.2%	87.9%

* This is based on patients treated on this contract for their most recent course of treatment. Figures in italics indicate the base number of FP17s or Patient Questionnaire responses are less than 100. N/A is shown where the base number of responses is less than 10 during the period. % is calculated as Quantity/Base number*100

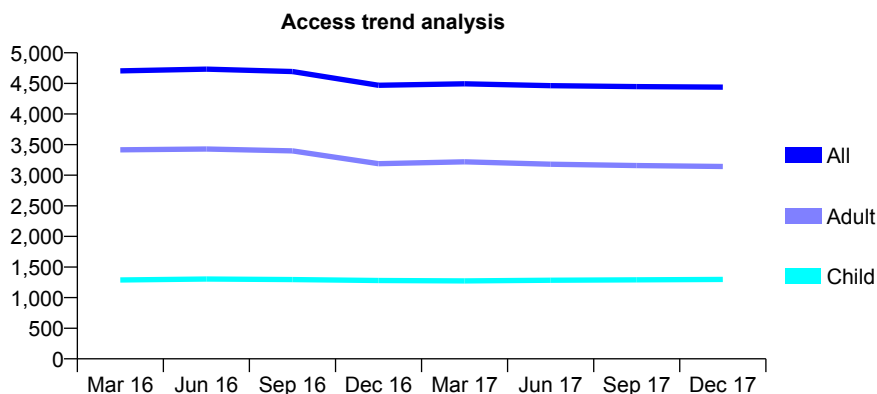
Q61 - Vital Signs At a Glance Contract Report for 549568/0001 - December 2017

Name or company name	MR C LEWIS
Contract type name	GDS Contract
Purpose of contract	General
Contract start date	01/04/2006
Contract end date	

17/18 Contracted general activity (UDA)	14,514
Carry forward general activity (UDA)	554
17/18 Contracted orthodontic activity (UOA)	0
Carry forward orthodontic activity (UOA)	0
Baseline contract value	£384,777.18

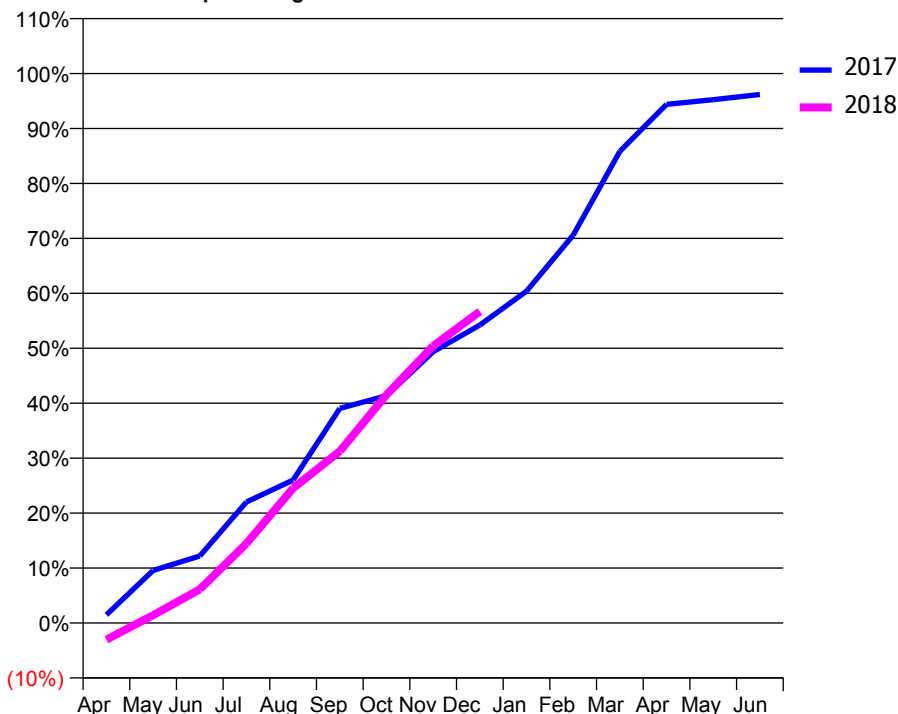
ACCESS*

Patients seen in 24 months	Total	Change since previous quarter
Quarter ending December 2016	4,469	
Quarter ending March 2017	4,493	→
Quarter ending June 2017	4,464	→
Quarter ending September 2017	4,448	→
Quarter ending December 2017	4,439	→
Variance since December 2016	(0.7%)	→



ACTIVITY

Cumulative percentage of contracted UDA delivered 2017 & 2018



Adjusted Scheduled Activity (UDA)

Month	2017	2018
April	218	-442
May	1,389	207
June	1,771	888
July	3,195	2,103
August	3,777	3,564
September	5,669	4,538
October	6,003	6,030
November	7,165	7,318
December	7,869	8,231
January	8,764	
February	10,244	
March	12,461	
April	13,698	
May	13,822	
June	13,960	

QUALITY

	Quantity	Base Number	Contract	AT	Region	England
% of FP17s for the same patient ID Re-attending within 3 months - Children	119	1,145	10.4%	10.5%	11.6%	12.0%
% of FP17s for the same patient ID Re-attending within 3 months - Adults	504	2,527	19.9%	16.0%	16.7%	15.9%
% of FP17s for the same patient ID Re-attending between 3 & 9 months - Children	430	1,145	37.6%	42.9%	47.3%	58.0%
% of FP17s for the same patient ID Re-attending between 3 & 9 months - Adults	786	2,527	31.1%	35.8%	38.3%	50.5%
% of FP17s for Band 1 Urgent Courses	432	3,232	13.4%	10.8%	10.5%	9.0%
% of FP17s Relating to Free Repair or Replacements	27	3,232	0.8%	0.5%	0.6%	0.8%
% of FP17s Relating to Continuations	15	3,232	0.5%	0.7%	0.8%	1.1%
% of Patients satisfied with the dentistry they have received	2	4	N/A	88.9%	89.0%	91.5%
% of Patients satisfied with the time they had to wait for an appointment	3	4	N/A	81.7%	84.2%	87.9%

* This is based on patients treated on this contract for their most recent course of treatment. Figures in italics indicate the base number of FP17s or Patient Questionnaire responses are less than 100. N/A is shown where the base number of responses is less than 10 during the period. % is calculated as Quantity/Base number*100

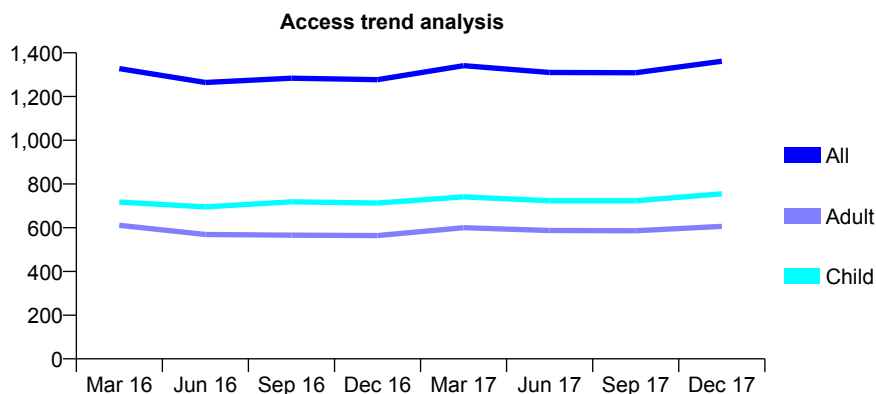
Q61 - Vital Signs At a Glance Contract Report for 554898/0001 - December 2017

Name or company name	MR AJ TREWELLA
Contract type name	GDS Contract
Purpose of contract	General
Contract start date	01/04/2006
Contract end date	

17/18 Contracted general activity (UDA)	3,740
Carry forward general activity (UDA)	0
17/18 Contracted orthodontic activity (UOA)	0
Carry forward orthodontic activity (UOA)	0
Baseline contract value	£99,883.50

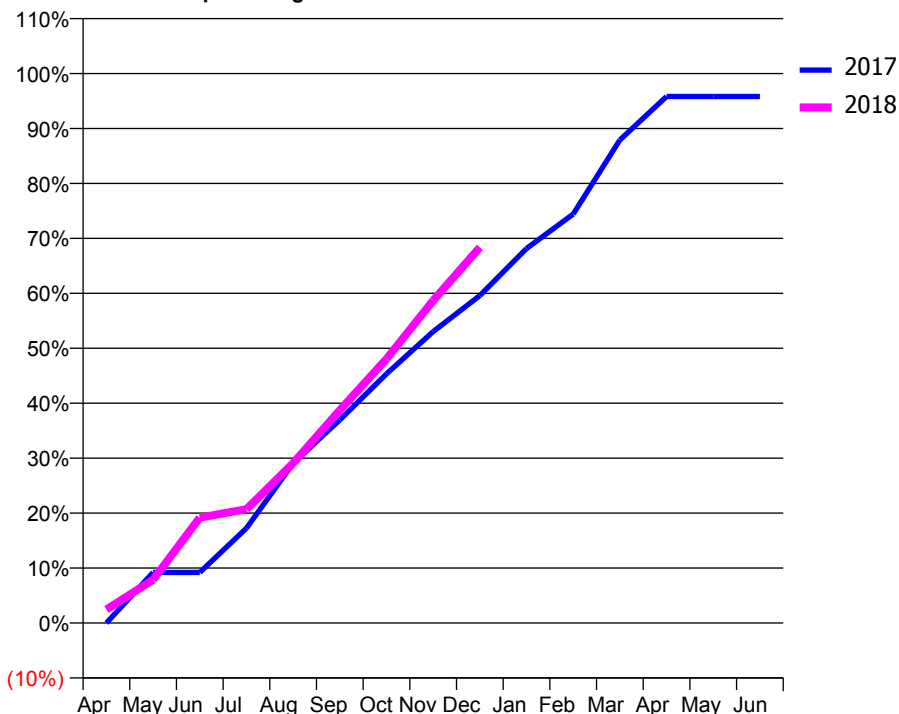
ACCESS*

Patients seen in 24 months	Total	Change since previous quarter
Quarter ending December 2016	1,277	
Quarter ending March 2017	1,341	↑
Quarter ending June 2017	1,310	↓
Quarter ending September 2017	1,309	→
Quarter ending December 2017	1,361	↑
Variance since December 2016	6.6%	↑



ACTIVITY

Cumulative percentage of contracted UDA delivered 2017 & 2018



Month	Adjusted Scheduled Activity (UDA)	
	2017	2018
April	0	92
May	344	295
June	344	717
July	646	774
August	1,087	1,087
September	1,383	1,449
October	1,696	1,798
November	1,984	2,195
December	2,229	2,557
January	2,549	
February	2,783	
March	3,288	
April	3,584	
May	3,584	
June	3,584	

QUALITY

	Quantity	Base Number	Contract	AT	Region	England
% of FP17s for the same patient ID Re-attending within 3 months - Children	45	732	6.1%	10.5%	11.6%	12.0%
% of FP17s for the same patient ID Re-attending within 3 months - Adults	103	538	19.1%	16.0%	16.7%	15.9%
% of FP17s for the same patient ID Re-attending between 3 & 9 months - Children	367	732	50.1%	42.9%	47.3%	58.0%
% of FP17s for the same patient ID Re-attending between 3 & 9 months - Adults	206	538	38.3%	35.8%	38.3%	50.5%
% of FP17s for Band 1 Urgent Courses	105	1,168	9.0%	10.8%	10.5%	9.0%
% of FP17s Relating to Free Repair or Replacements	0	1,168	0.0%	0.5%	0.6%	0.8%
% of FP17s Relating to Continuations	0	1,168	0.0%	0.7%	0.8%	1.1%
% of Patients satisfied with the dentistry they have received	0	1	N/A	88.9%	89.0%	91.5%
% of Patients satisfied with the time they had to wait for an appointment	0	1	N/A	81.7%	84.2%	87.9%

* This is based on patients treated on this contract for their most recent course of treatment. Figures in italics indicate the base number of FP17s or Patient Questionnaire responses are less than 100. N/A is shown where the base number of responses is less than 10 during the period. % is calculated as Quantity/Base number*100

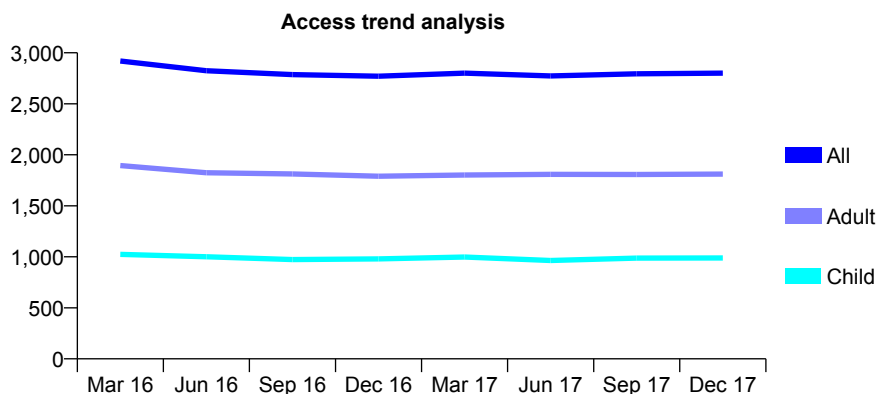
Q61 - Vital Signs At a Glance Contract Report for 556459/0002 - December 2017

Name or company name	MR GP DINDOL
Contract type name	GDS Contract
Purpose of contract	General and Orthodontic
Contract start date	19/07/2008
Contract end date	

17/18 Contracted general activity (UDA)	5,459
Carry forward general activity (UDA)	-109
17/18 Contracted orthodontic activity (UOA)	2,491
Carry forward orthodontic activity (UOA)	-47
Baseline contract value	£524,142.07

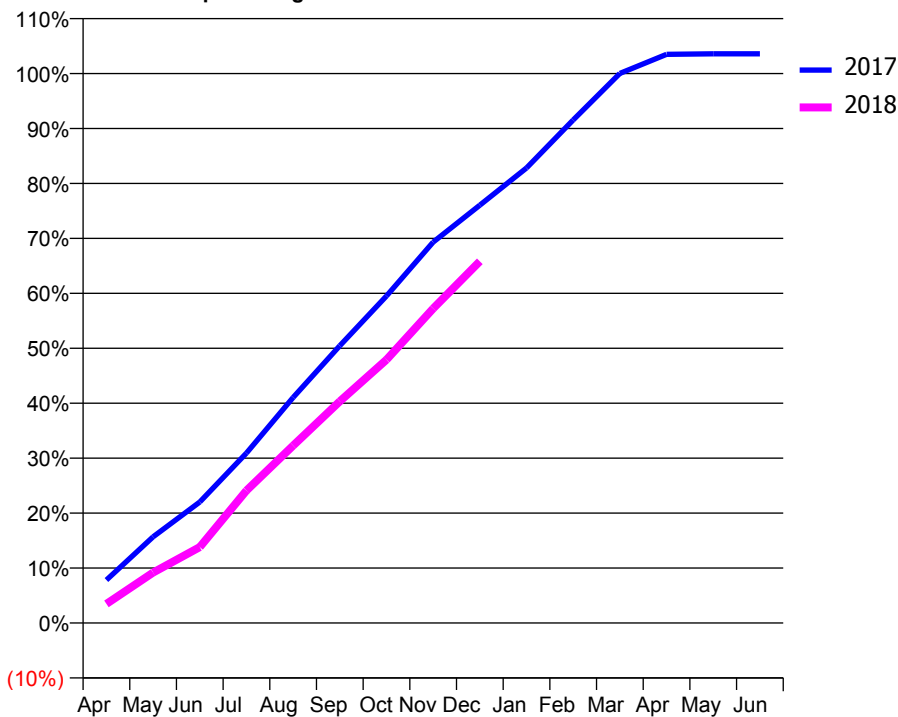
ACCESS*

Patients seen in 24 months	Total	Change since previous quarter
Quarter ending December 2016	2,770	
Quarter ending March 2017	2,800	→
Quarter ending June 2017	2,773	→
Quarter ending September 2017	2,794	→
Quarter ending December 2017	2,800	→
Variance since December 2016	1.1%	→



ACTIVITY

Cumulative percentage of contracted UDA delivered 2017 & 2018



Month	Adjusted Scheduled Activity (UDA)	
	2017	2018
April	427	190
May	856	501
June	1,202	755
July	1,688	1,316
August	2,240	1,762
September	2,755	2,203
October	3,249	2,616
November	3,784	3,125
December	4,151	3,593
January	4,521	
February	4,997	
March	5,459	
April	5,650	
May	5,655	
June	5,655	

QUALITY

	Quantity	Base Number	Contract	AT	Region	England
% of FP17s for the same patient ID Re-attending within 3 months - Children	93	962	9.7%	10.5%	11.6%	12.0%
% of FP17s for the same patient ID Re-attending within 3 months - Adults	237	1,483	16.0%	16.0%	16.7%	15.9%
% of FP17s for the same patient ID Re-attending between 3 & 9 months - Children	249	962	25.9%	42.9%	47.3%	58.0%
% of FP17s for the same patient ID Re-attending between 3 & 9 months - Adults	428	1,483	28.9%	35.8%	38.3%	50.5%
% of FP17s for Band 1 Urgent Courses	167	1,555	10.7%	10.8%	10.5%	9.0%
% of FP17s Relating to Free Repair or Replacements	9	1,555	0.6%	0.5%	0.6%	0.8%
% of FP17s Relating to Continuations	8	1,555	0.5%	0.7%	0.8%	1.1%
% of Patients satisfied with the dentistry they have received	0	2	N/A	88.9%	89.0%	91.5%
% of Patients satisfied with the time they had to wait for an appointment	1	2	N/A	81.7%	84.2%	87.9%

* This is based on patients treated on this contract for their most recent course of treatment. Figures in italics indicate the base number of FP17s or Patient Questionnaire responses are less than 100. N/A is shown where the base number of responses is less than 10 during the period. % is calculated as Quantity/Base number*100

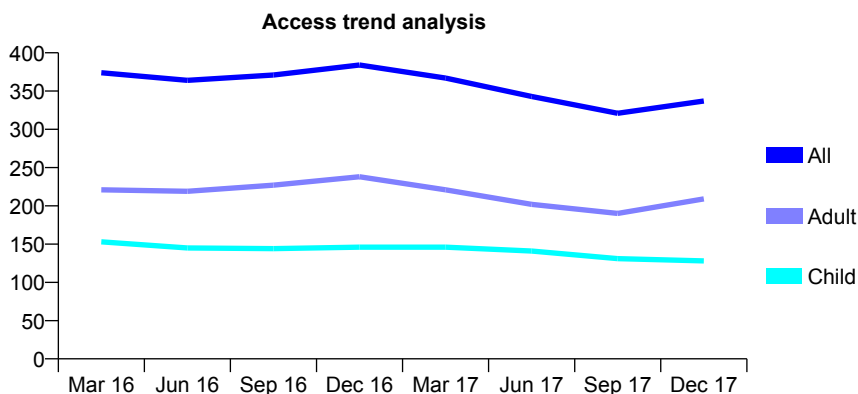
Q61 - Vital Signs At a Glance Contract Report for 557145/0003 - December 2017

Name or company name	MR A STELLMAN
Contract type name	GDS Contract
Purpose of contract	General
Contract start date	02/01/2007
Contract end date	

17/18 Contracted general activity (UDA)	642
Carry forward general activity (UDA)	-13
17/18 Contracted orthodontic activity (UOA)	0
Carry forward orthodontic activity (UOA)	0
Baseline contract value	£17,269.92

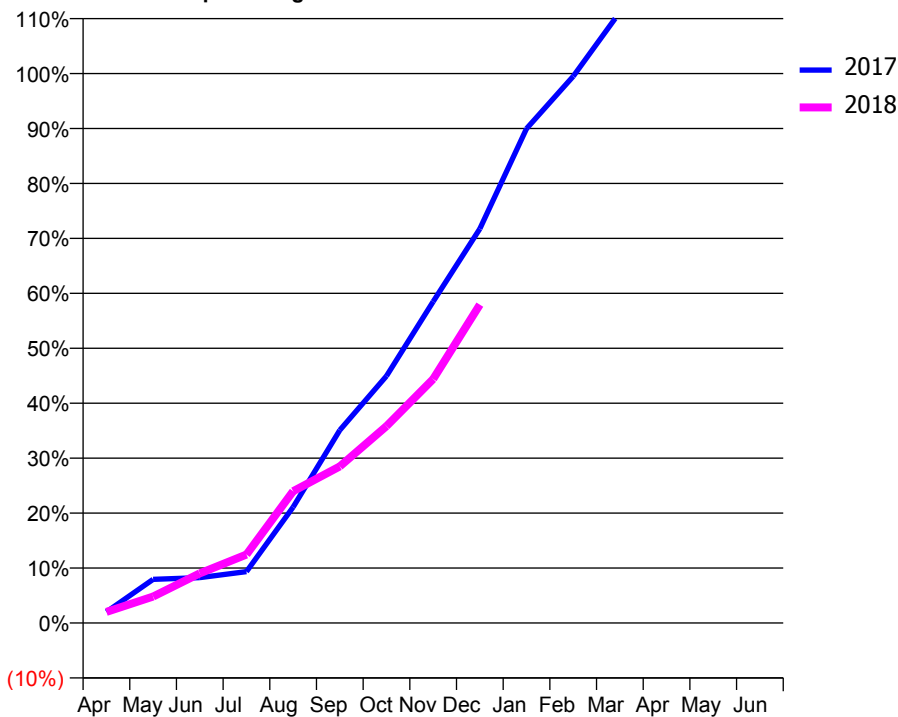
ACCESS*

Patients seen in 24 months	Total	Change since previous quarter
Quarter ending December 2016	384	
Quarter ending March 2017	367	↓
Quarter ending June 2017	343	↓
Quarter ending September 2017	321	↓
Quarter ending December 2017	337	↑
Variance since December 2016	(12.2%)	↓



ACTIVITY

Cumulative percentage of contracted UDA delivered 2017 & 2018



Month	Adjusted Scheduled Activity (UDA)	
	2017	2018
April	13	13
May	51	31
June	53	58
July	60	80
August	135	154
September	225	183
October	289	230
November	376	285
December	461	372
January	578	
February	639	
March	714	
April	740	
May	747	
June	747	

QUALITY

	Quantity	Base Number	Contract	AT	Region	England
% of FP17s for the same patient ID Re-attending within 3 months - Children	3	89	3.4%	10.5%	11.6%	12.0%
% of FP17s for the same patient ID Re-attending within 3 months - Adults	8	104	7.7%	16.0%	16.7%	15.9%
% of FP17s for the same patient ID Re-attending between 3 & 9 months - Children	35	89	39.3%	42.9%	47.3%	58.0%
% of FP17s for the same patient ID Re-attending between 3 & 9 months - Adults	27	104	26.0%	35.8%	38.3%	50.5%
% of FP17s for Band 1 Urgent Courses	0	179	0.0%	10.8%	10.5%	9.0%
% of FP17s Relating to Free Repair or Replacements	0	179	0.0%	0.5%	0.6%	0.8%
% of FP17s Relating to Continuations	0	179	0.0%	0.7%	0.8%	1.1%
% of Patients satisfied with the dentistry they have received	0	0	N/A	88.9%	89.0%	91.5%
% of Patients satisfied with the time they had to wait for an appointment	0	0	N/A	81.7%	84.2%	87.9%

* This is based on patients treated on this contract for their most recent course of treatment. Figures in italics indicate the base number of FP17s or Patient Questionnaire responses are less than 100. N/A is shown where the base number of responses is less than 10 during the period. % is calculated as Quantity/Base number*100

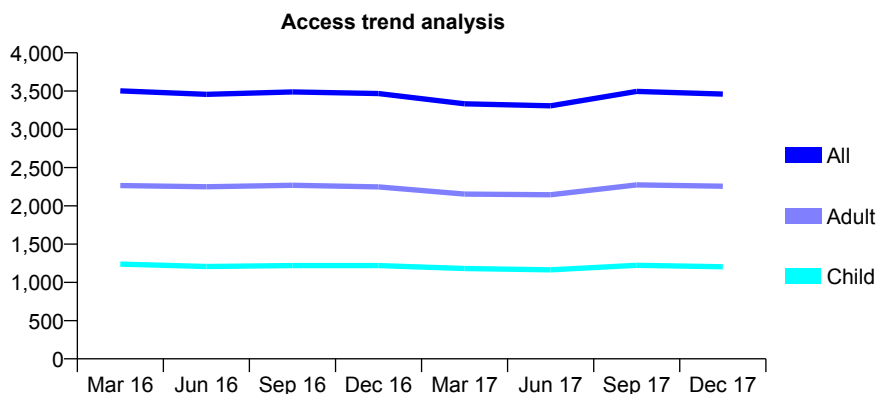
Q61 - Vital Signs At a Glance Contract Report for 560022/0002 - December 2017

Name or company name	MR J SCHWAB
Contract type name	GDS Contract
Purpose of contract	General
Contract start date	10/08/2011
Contract end date	

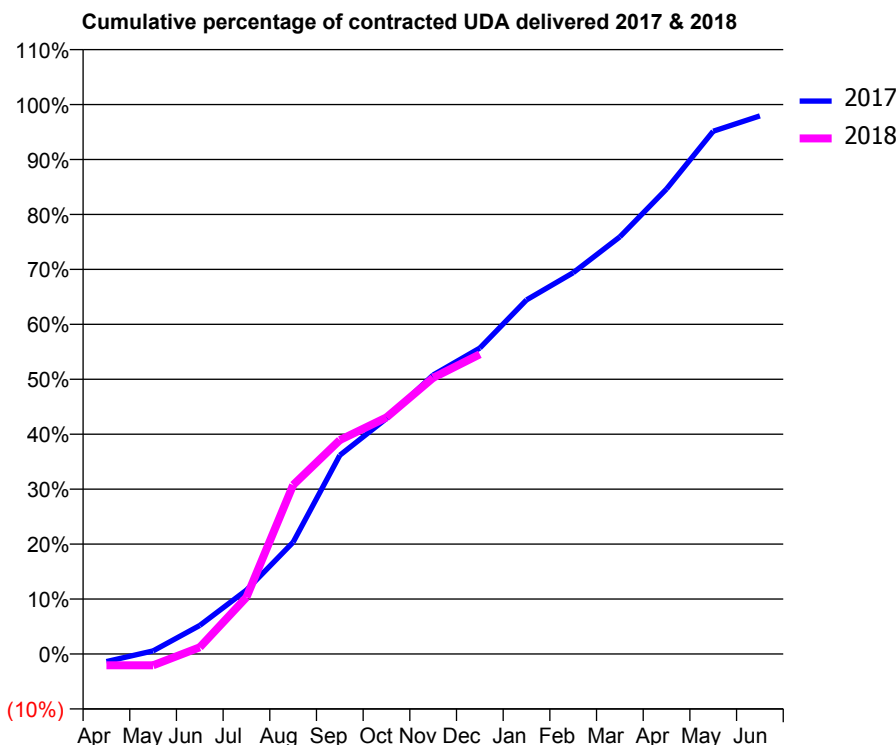
17/18 Contracted general activity (UDA)	13,288
Carry forward general activity (UDA)	275
17/18 Contracted orthodontic activity (UOA)	0
Carry forward orthodontic activity (UOA)	0
Baseline contract value	£249,491.67

ACCESS*

Patients seen in 24 months	Total	Change since previous quarter
Quarter ending December 2016	3,468	
Quarter ending March 2017	3,334	↓
Quarter ending June 2017	3,307	→
Quarter ending September 2017	3,495	↑
Quarter ending December 2017	3,460	↓
Variance since December 2016	(0.2%)	→



ACTIVITY



Month	Adjusted Scheduled Activity (UDA)	
	2017	2018
April	-184	-275
May	76	-275
June	693	162
July	1,546	1,371
August	2,704	4,087
September	4,806	5,175
October	5,696	5,721
November	6,748	6,681
December	7,399	7,247
January	8,562	
February	9,219	
March	10,088	
April	11,244	
May	12,643	
June	13,013	

QUALITY

	Quantity	Base Number	Contract	AT	Region	England
% of FP17s for the same patient ID Re-attending within 3 months - Children	127	1,152	11.0%	10.5%	11.6%	12.0%
% of FP17s for the same patient ID Re-attending within 3 months - Adults	390	2,233	17.5%	16.0%	16.7%	15.9%
% of FP17s for the same patient ID Re-attending between 3 & 9 months - Children	396	1,152	34.4%	42.9%	47.3%	58.0%
% of FP17s for the same patient ID Re-attending between 3 & 9 months - Adults	824	2,233	36.9%	35.8%	38.3%	50.5%
% of FP17s for Band 1 Urgent Courses	416	2,543	16.4%	10.8%	10.5%	9.0%
% of FP17s Relating to Free Repair or Replacements	16	2,543	0.6%	0.5%	0.6%	0.8%
% of FP17s Relating to Continuations	2	2,543	0.1%	0.7%	0.8%	1.1%
% of Patients satisfied with the dentistry they have received	19	21	90.5%	88.9%	89.0%	91.5%
% of Patients satisfied with the time they had to wait for an appointment	17	21	81.0%	81.7%	84.2%	87.9%

* This is based on patients treated on this contract for their most recent course of treatment. Figures in italics indicate the base number of FP17s or Patient Questionnaire responses are less than 100. N/A is shown where the base number of responses is less than 10 during the period. % is calculated as Quantity/Base number*100

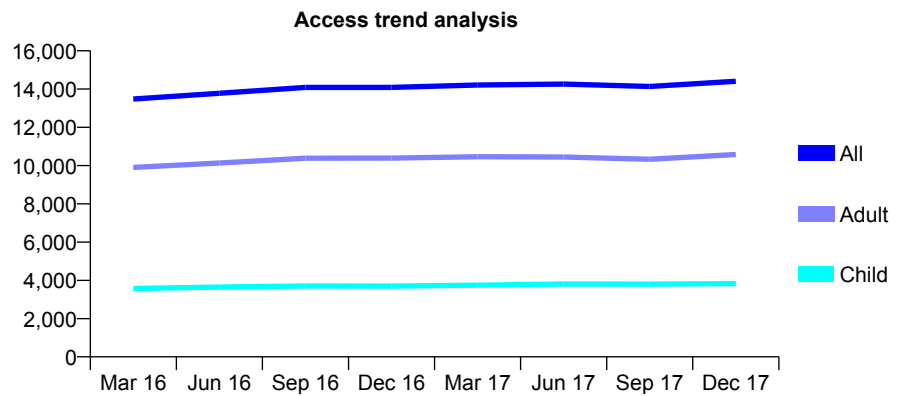
Q61 - Vital Signs At a Glance Contract Report for 566667/0001 - December 2017

Name or company name	MR RN TORRANCE
Contract type name	GDS Contract
Purpose of contract	General
Contract start date	01/04/2006
Contract end date	

17/18 Contracted general activity (UDA)	54,930
Carry forward general activity (UDA)	2,762
17/18 Contracted orthodontic activity (UOA)	0
Carry forward orthodontic activity (UOA)	0
Baseline contract value	£1,536,999.32

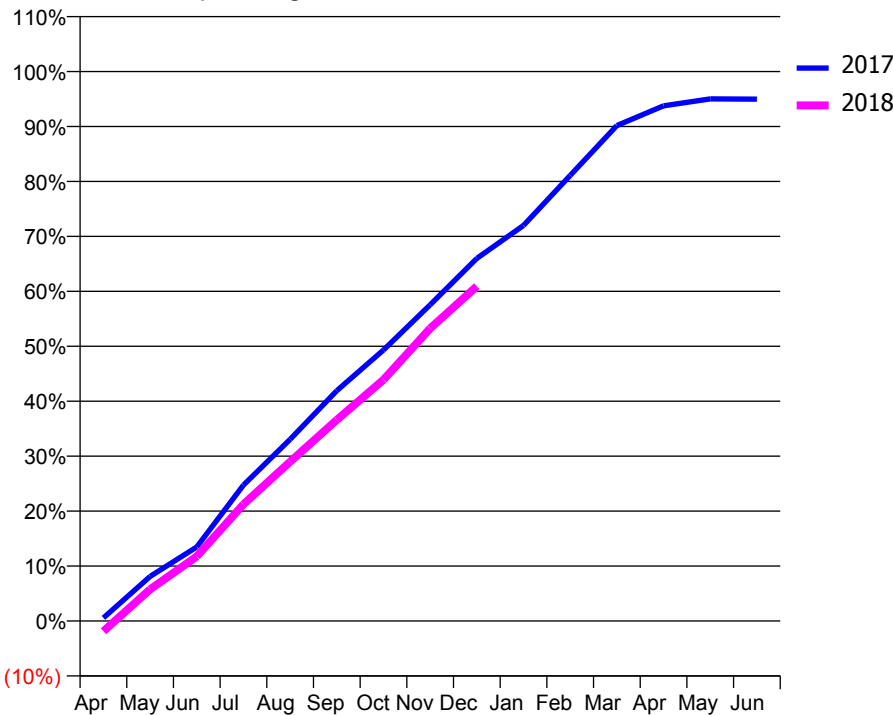
ACCESS*

Patients seen in 24 months	Total	Change since previous quarter
Quarter ending December 2016	14,085	
Quarter ending March 2017	14,210	→
Quarter ending June 2017	14,260	→
Quarter ending September 2017	14,132	→
Quarter ending December 2017	14,410	→
Variance since December 2016	2.3%	↑



ACTIVITY

Cumulative percentage of contracted UDA delivered 2017 & 2018



Month	Adjusted Scheduled Activity (UDA)	
	2017	2018
April	310	-1,033
May	4,463	3,169
June	7,408	6,456
July	13,595	11,670
August	18,160	15,916
September	23,027	20,112
October	27,098	24,117
November	31,608	29,246
December	36,245	33,465
January	39,537	
February	44,541	
March	49,529	
April	51,504	
May	52,192	
June	52,168	

QUALITY

	Quantity	Base Number	Contract	AT	Region	England
% of FP17s for the same patient ID Re-attending within 3 months - Children	409	3,332	12.3%	10.5%	11.6%	12.0%
% of FP17s for the same patient ID Re-attending within 3 months - Adults	1,762	8,539	20.6%	16.0%	16.7%	15.9%
% of FP17s for the same patient ID Re-attending between 3 & 9 months - Children	1,132	3,332	34.0%	42.9%	47.3%	58.0%
% of FP17s for the same patient ID Re-attending between 3 & 9 months - Adults	2,558	8,539	30.0%	35.8%	38.3%	50.5%
% of FP17s for Band 1 Urgent Courses	1,912	11,092	17.2%	10.8%	10.5%	9.0%
% of FP17s Relating to Free Repair or Replacements	112	11,092	1.0%	0.5%	0.6%	0.8%
% of FP17s Relating to Continuations	71	11,092	0.6%	0.7%	0.8%	1.1%
% of Patients satisfied with the dentistry they have received	12	13	92.3%	88.9%	89.0%	91.5%
% of Patients satisfied with the time they had to wait for an appointment	11	13	84.6%	81.7%	84.2%	87.9%

* This is based on patients treated on this contract for their most recent course of treatment. Figures in italics indicate the base number of FP17s or Patient Questionnaire responses are less than 100. N/A is shown where the base number of responses is less than 10 during the period. % is calculated as Quantity/Base number*100

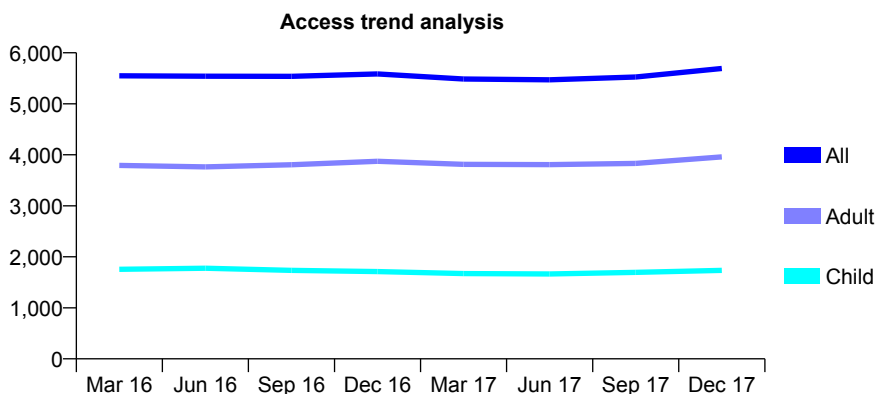
Q61 - Vital Signs At a Glance Contract Report for 566969/0001 - December 2017

Name or company name	Hackney Dental Practice
Contract type name	GDS Contract
Purpose of contract	General
Contract start date	01/04/2006
Contract end date	

17/18 Contracted general activity (UDA)	17,225
Carry forward general activity (UDA)	-345
17/18 Contracted orthodontic activity (UOA)	0
Carry forward orthodontic activity (UOA)	0
Baseline contract value	£546,321.13

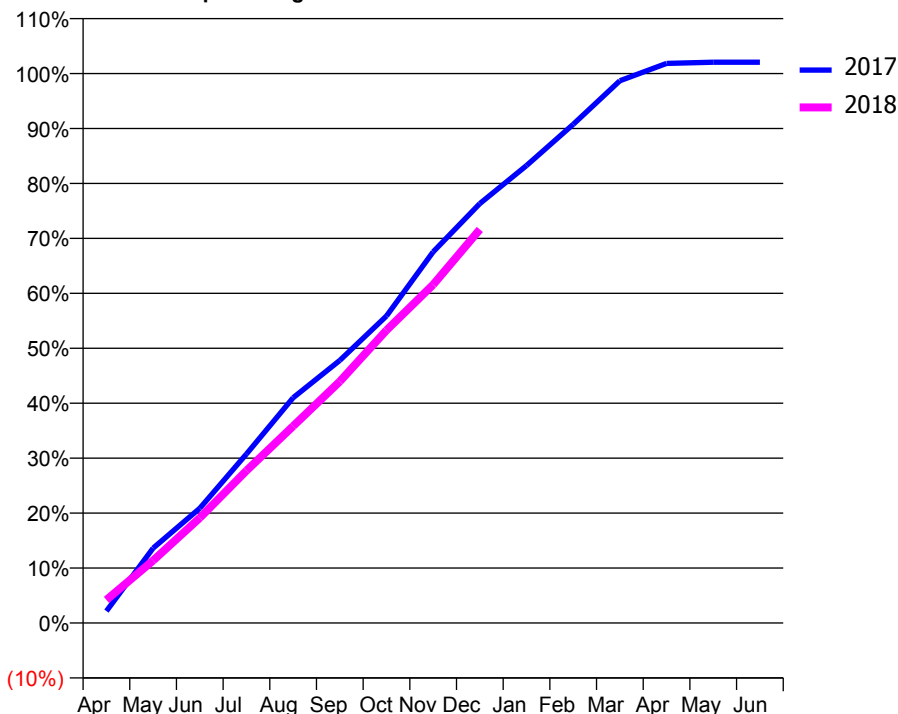
ACCESS*

Patients seen in 24 months	Total	Change since previous quarter
Quarter ending December 2016	5,585	
Quarter ending March 2017	5,485	↓
Quarter ending June 2017	5,470	→
Quarter ending September 2017	5,526	→
Quarter ending December 2017	5,694	↑
Variance since December 2016	2.0%	→



ACTIVITY

Cumulative percentage of contracted UDA delivered 2017 & 2018



Month	Adjusted Scheduled Activity (UDA)	
	2017	2018
April	372	727
May	2,348	1,958
June	3,595	3,298
July	5,299	4,777
August	7,060	6,172
September	8,232	7,573
October	9,624	9,179
November	11,636	10,606
December	13,149	12,335
January	14,341	
February	15,630	
March	16,997	
April	17,543	
May	17,578	
June	17,578	

QUALITY

	Quantity	Base Number	Contract	AT	Region	England
% of FP17s for the same patient ID Re-attending within 3 months - Children	89	1,464	6.1%	10.5%	11.6%	12.0%
% of FP17s for the same patient ID Re-attending within 3 months - Adults	629	3,426	18.4%	16.0%	16.7%	15.9%
% of FP17s for the same patient ID Re-attending between 3 & 9 months - Children	490	1,464	33.5%	42.9%	47.3%	58.0%
% of FP17s for the same patient ID Re-attending between 3 & 9 months - Adults	1,105	3,426	32.3%	35.8%	38.3%	50.5%
% of FP17s for Band 1 Urgent Courses	877	4,664	18.8%	10.8%	10.5%	9.0%
% of FP17s Relating to Free Repair or Replacements	18	4,664	0.4%	0.5%	0.6%	0.8%
% of FP17s Relating to Continuations	80	4,664	1.7%	0.7%	0.8%	1.1%
% of Patients satisfied with the dentistry they have received	4	4	N/A	88.9%	89.0%	91.5%
% of Patients satisfied with the time they had to wait for an appointment	2	4	N/A	81.7%	84.2%	87.9%

* This is based on patients treated on this contract for their most recent course of treatment. Figures in italics indicate the base number of FP17s or Patient Questionnaire responses are less than 100. N/A is shown where the base number of responses is less than 10 during the period. % is calculated as Quantity/Base number*100

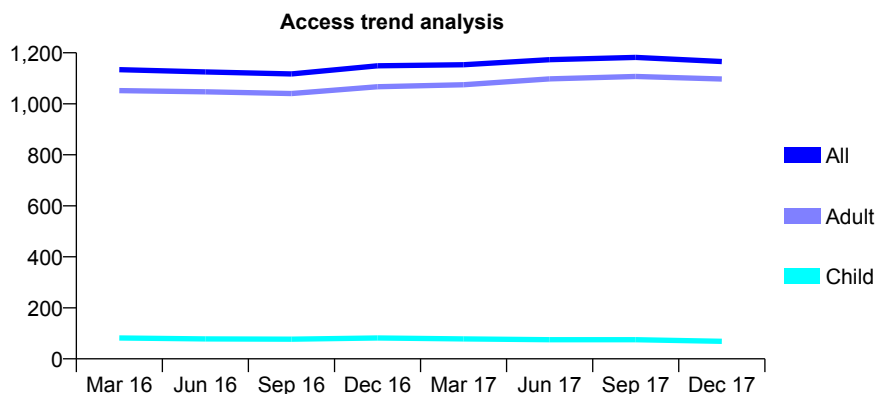
Q61 - Vital Signs At a Glance Contract Report for 568503/0001 - December 2017

Name or company name	MR NS MUDHAR
Contract type name	GDS Contract
Purpose of contract	General
Contract start date	01/04/2006
Contract end date	

17/18 Contracted general activity (UDA)	4,783
Carry forward general activity (UDA)	-18
17/18 Contracted orthodontic activity (UOA)	0
Carry forward orthodontic activity (UOA)	0
Baseline contract value	£195,764.46

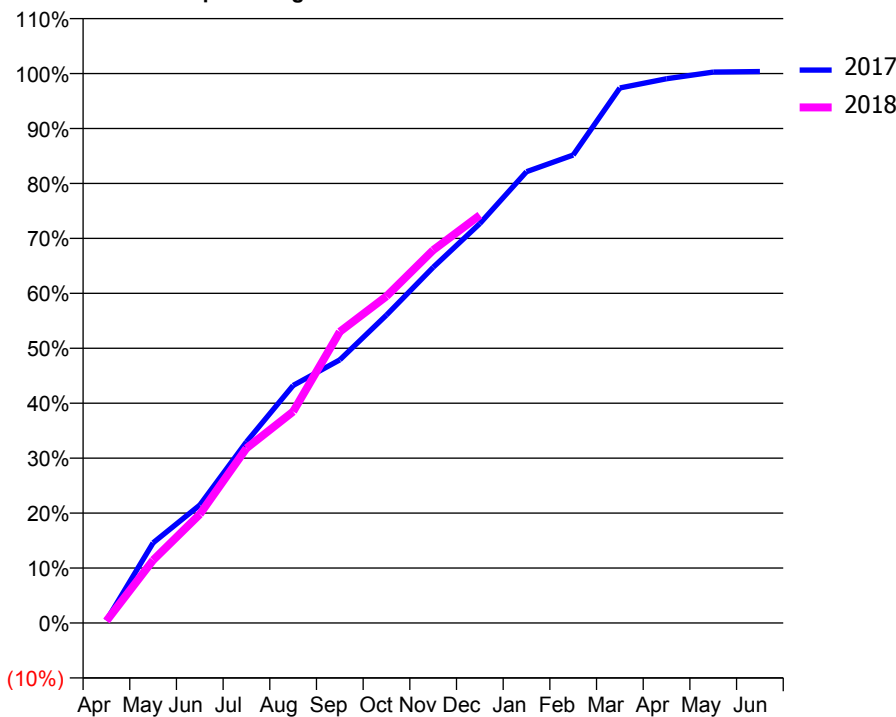
ACCESS*

Patients seen in 24 months	Total	Change since previous quarter
Quarter ending December 2016	1,149	
Quarter ending March 2017	1,153	→
Quarter ending June 2017	1,173	→
Quarter ending September 2017	1,182	→
Quarter ending December 2017	1,166	↓
Variance since December 2016	1.5%	→



ACTIVITY

Cumulative percentage of contracted UDA delivered 2017 & 2018



Month	Adjusted Scheduled Activity (UDA)	
	2017	2018
April	23	18
May	698	547
June	1,027	947
July	1,577	1,521
August	2,067	1,840
September	2,291	2,536
October	2,681	2,844
November	3,096	3,246
December	3,477	3,550
January	3,929	
February	4,073	
March	4,657	
April	4,737	
May	4,796	
June	4,801	

QUALITY

	Quantity	Base Number	Contract	AT	Region	England
% of FP17s for the same patient ID Re-attending within 3 months - Children	2	46	4.3%	10.5%	11.6%	12.0%
% of FP17s for the same patient ID Re-attending within 3 months - Adults	71	754	9.4%	16.0%	16.7%	15.9%
% of FP17s for the same patient ID Re-attending between 3 & 9 months - Children	17	46	37.0%	42.9%	47.3%	58.0%
% of FP17s for the same patient ID Re-attending between 3 & 9 months - Adults	173	754	22.9%	35.8%	38.3%	50.5%
% of FP17s for Band 1 Urgent Courses	73	732	10.0%	10.8%	10.5%	9.0%
% of FP17s Relating to Free Repair or Replacements	0	732	0.0%	0.5%	0.6%	0.8%
% of FP17s Relating to Continuations	3	732	0.4%	0.7%	0.8%	1.1%
% of Patients satisfied with the dentistry they have received	1	1	N/A	88.9%	89.0%	91.5%
% of Patients satisfied with the time they had to wait for an appointment	1	1	N/A	81.7%	84.2%	87.9%

* This is based on patients treated on this contract for their most recent course of treatment. Figures in italics indicate the base number of FP17s or Patient Questionnaire responses are less than 100. N/A is shown where the base number of responses is less than 10 during the period. % is calculated as Quantity/Base number*100

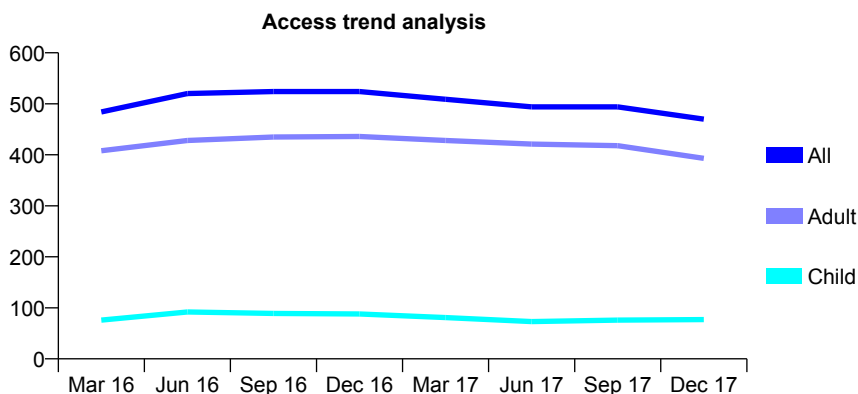
Q61 - Vital Signs At a Glance Contract Report for 568503/0003 - December 2017

Name or company name	MR NS MUDHAR
Contract type name	GDS Contract
Purpose of contract	General
Contract start date	01/04/2006
Contract end date	

17/18 Contracted general activity (UDA)	1,840
Carry forward general activity (UDA)	-37
17/18 Contracted orthodontic activity (UOA)	0
Carry forward orthodontic activity (UOA)	0
Baseline contract value	£62,536.63

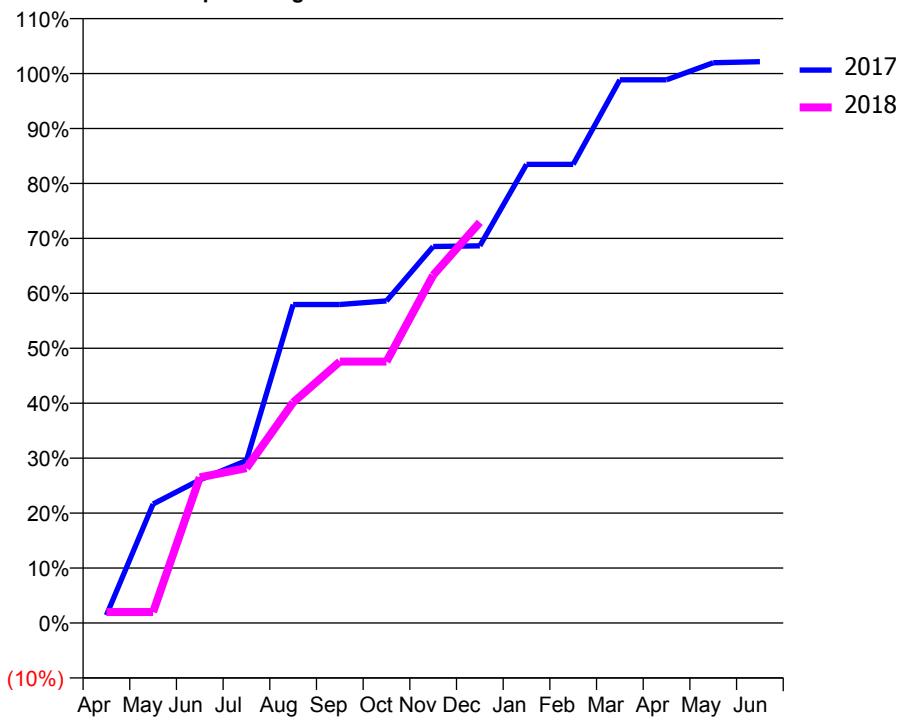
ACCESS*

Patients seen in 24 months	Total	Change since previous quarter
Quarter ending December 2016	524	
Quarter ending March 2017	509	↓
Quarter ending June 2017	494	↓
Quarter ending September 2017	494	→
Quarter ending December 2017	470	↓
Variance since December 2016	(10.3%)	↓



ACTIVITY

Cumulative percentage of contracted UDA delivered 2017 & 2018



Month	Adjusted Scheduled Activity (UDA)	
	2017	2018
April	26	37
May	399	37
June	479	488
July	544	519
August	1,066	739
September	1,066	876
October	1,078	876
November	1,261	1,165
December	1,263	1,342
January	1,536	
February	1,536	
March	1,819	
April	1,819	
May	1,876	
June	1,880	

QUALITY

	Quantity	Base Number	Contract	AT	Region	England
% of FP17s for the same patient ID Re-attending within 3 months - Children	1	58	1.7%	10.5%	11.6%	12.0%
% of FP17s for the same patient ID Re-attending within 3 months - Adults	9	232	3.9%	16.0%	16.7%	15.9%
% of FP17s for the same patient ID Re-attending between 3 & 9 months - Children	11	58	19.0%	42.9%	47.3%	58.0%
% of FP17s for the same patient ID Re-attending between 3 & 9 months - Adults	56	232	24.1%	35.8%	38.3%	50.5%
% of FP17s for Band 1 Urgent Courses	3	258	1.2%	10.8%	10.5%	9.0%
% of FP17s Relating to Free Repair or Replacements	0	258	0.0%	0.5%	0.6%	0.8%
% of FP17s Relating to Continuations	0	258	0.0%	0.7%	0.8%	1.1%
% of Patients satisfied with the dentistry they have received	0	0	N/A	88.9%	89.0%	91.5%
% of Patients satisfied with the time they had to wait for an appointment	0	0	N/A	81.7%	84.2%	87.9%

* This is based on patients treated on this contract for their most recent course of treatment. Figures in italics indicate the base number of FP17s or Patient Questionnaire responses are less than 100. N/A is shown where the base number of responses is less than 10 during the period. % is calculated as Quantity/Base number*100

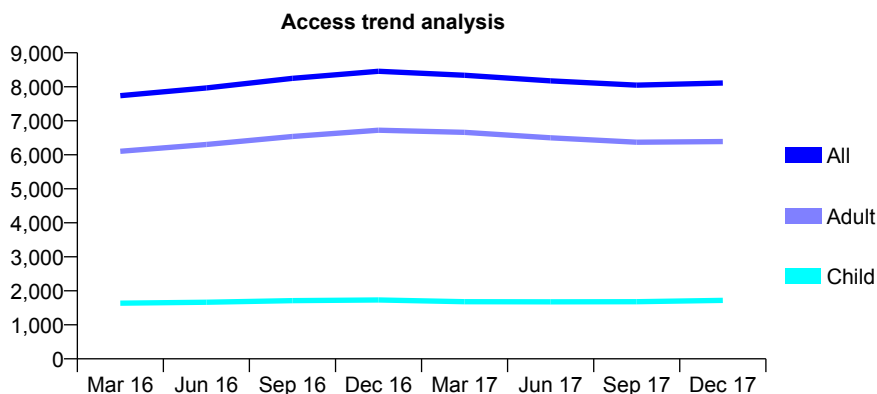
Q61 - Vital Signs At a Glance Contract Report for 568821/0003 - December 2017

Name or company name	MR BK VEKARIA
Contract type name	GDS Contract
Purpose of contract	General
Contract start date	01/05/2009
Contract end date	

17/18 Contracted general activity (UDA)	17,684
Carry forward general activity (UDA)	-354
17/18 Contracted orthodontic activity (UOA)	0
Carry forward orthodontic activity (UOA)	0
Baseline contract value	£484,828.62

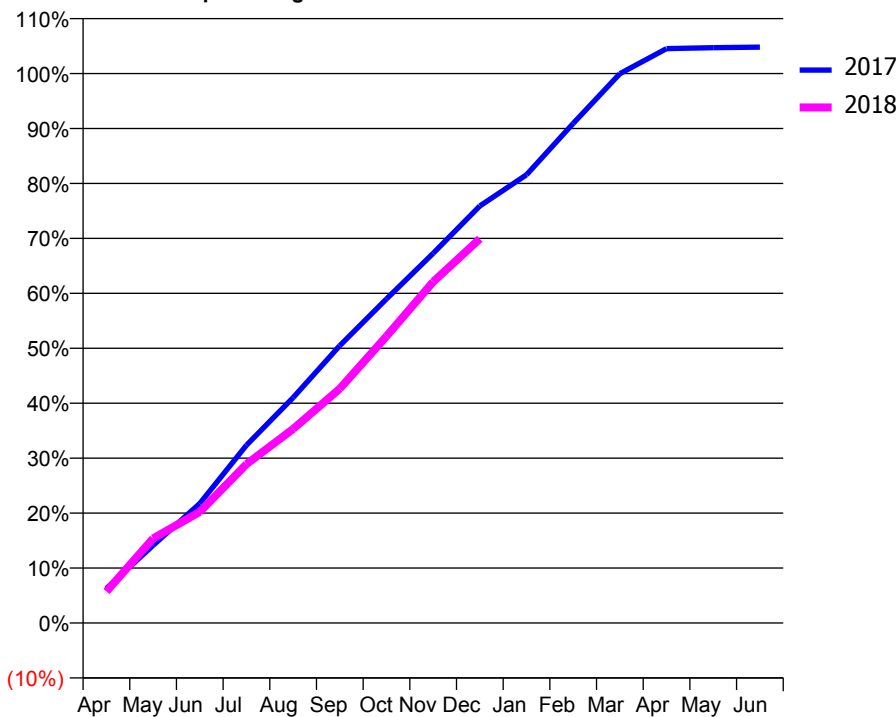
ACCESS*

Patients seen in 24 months	Total	Change since previous quarter
Quarter ending December 2016	8,455	
Quarter ending March 2017	8,340	↓
Quarter ending June 2017	8,176	↓
Quarter ending September 2017	8,050	↓
Quarter ending December 2017	8,112	→
Variance since December 2016	(4.1%)	↓



ACTIVITY

Cumulative percentage of contracted UDA delivered 2017 & 2018



Month	Adjusted Scheduled Activity (UDA)	
	2017	2018
April	1,114	1,015
May	2,498	2,725
June	3,847	3,575
July	5,723	5,113
August	7,256	6,245
September	8,927	7,542
October	10,432	9,231
November	11,898	10,980
December	13,422	12,365
January	14,426	
February	16,078	
March	17,676	
April	18,485	
May	18,516	
June	18,531	

QUALITY

	Quantity	Base Number	Contract	AT	Region	England
% of FP17s for the same patient ID Re-attending within 3 months - Children	88	1,531	5.7%	10.5%	11.6%	12.0%
% of FP17s for the same patient ID Re-attending within 3 months - Adults	371	4,242	8.7%	16.0%	16.7%	15.9%
% of FP17s for the same patient ID Re-attending between 3 & 9 months - Children	675	1,531	44.1%	42.9%	47.3%	58.0%
% of FP17s for the same patient ID Re-attending between 3 & 9 months - Adults	1,338	4,242	31.5%	35.8%	38.3%	50.5%
% of FP17s for Band 1 Urgent Courses	546	5,365	10.2%	10.8%	10.5%	9.0%
% of FP17s Relating to Free Repair or Replacements	4	5,365	0.1%	0.5%	0.6%	0.8%
% of FP17s Relating to Continuations	6	5,365	0.1%	0.7%	0.8%	1.1%
% of Patients satisfied with the dentistry they have received	1	2	N/A	88.9%	89.0%	91.5%
% of Patients satisfied with the time they had to wait for an appointment	2	2	N/A	81.7%	84.2%	87.9%

* This is based on patients treated on this contract for their most recent course of treatment. Figures in italics indicate the base number of FP17s or Patient Questionnaire responses are less than 100. N/A is shown where the base number of responses is less than 10 during the period. % is calculated as Quantity/Base number*100

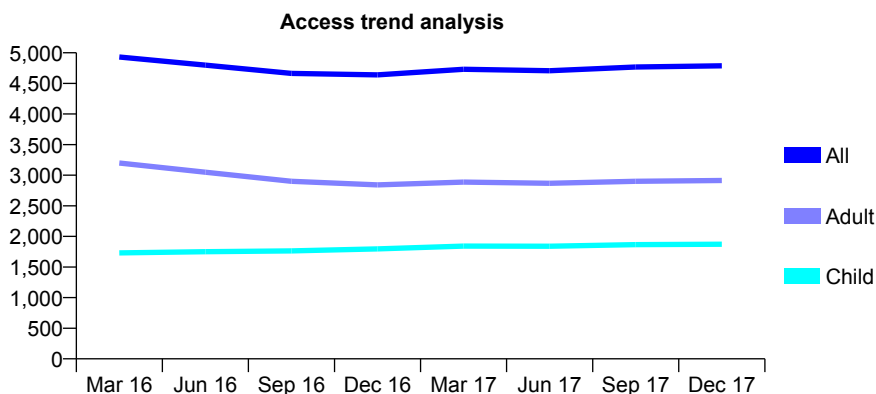
Q61 - Vital Signs At a Glance Contract Report for 572500/0001 - December 2017

Name or company name	Approach Dentistry
Contract type name	GDS Contract
Purpose of contract	General
Contract start date	01/04/2006
Contract end date	

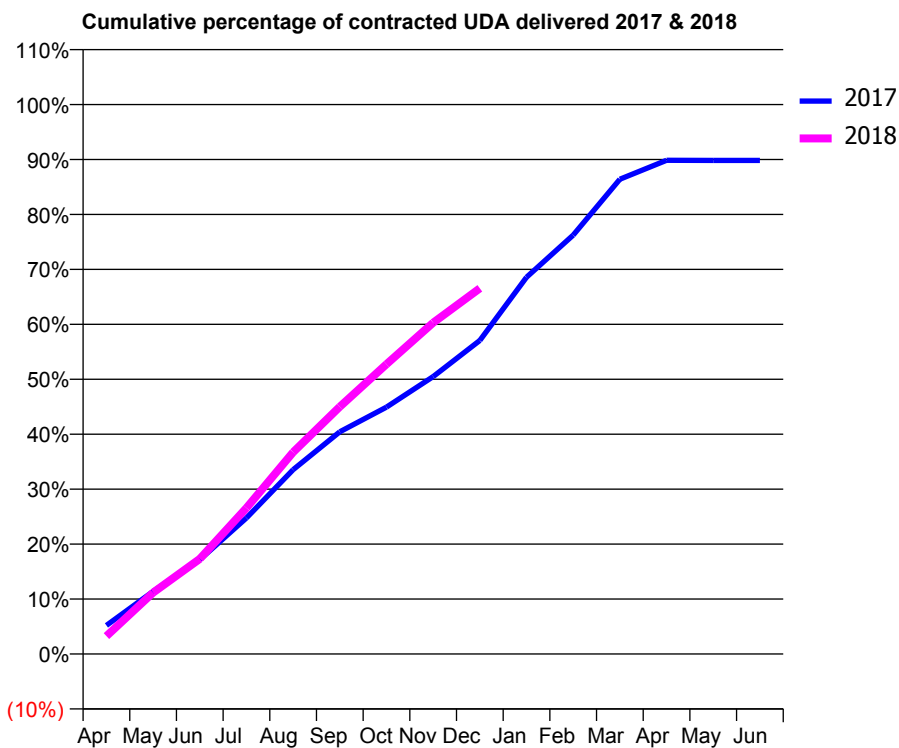
17/18 Contracted general activity (UDA)	11,810
Carry forward general activity (UDA)	0
17/18 Contracted orthodontic activity (UOA)	0
Carry forward orthodontic activity (UOA)	0
Baseline contract value	£276,750.62

ACCESS*

Patients seen in 24 months	Total	Change since previous quarter
Quarter ending December 2016	4,639	
Quarter ending March 2017	4,730	→
Quarter ending June 2017	4,708	→
Quarter ending September 2017	4,768	→
Quarter ending December 2017	4,787	→
Variance since December 2016	3.2%	↑



ACTIVITY



Month	Adjusted Scheduled Activity (UDA)	
	2017	2018
April	614	385
May	1,347	1,319
June	2,029	2,044
July	2,924	3,139
August	3,962	4,339
September	4,776	5,314
October	5,305	6,229
November	5,962	7,121
December	6,739	7,859
January	8,097	
February	9,004	
March	10,205	
April	10,610	
May	10,609	
June	10,609	

QUALITY

	Quantity	Base Number	Contract	AT	Region	England
% of FP17s for the same patient ID Re-attending within 3 months - Children	160	1,730	9.2%	10.5%	11.6%	12.0%
% of FP17s for the same patient ID Re-attending within 3 months - Adults	392	2,623	14.9%	16.0%	16.7%	15.9%
% of FP17s for the same patient ID Re-attending between 3 & 9 months - Children	836	1,730	48.3%	42.9%	47.3%	58.0%
% of FP17s for the same patient ID Re-attending between 3 & 9 months - Adults	1,059	2,623	40.4%	35.8%	38.3%	50.5%
% of FP17s for Band 1 Urgent Courses	591	4,130	14.3%	10.8%	10.5%	9.0%
% of FP17s Relating to Free Repair or Replacements	4	4,130	0.1%	0.5%	0.6%	0.8%
% of FP17s Relating to Continuations	61	4,130	1.5%	0.7%	0.8%	1.1%
% of Patients satisfied with the dentistry they have received	1	1	N/A	88.9%	89.0%	91.5%
% of Patients satisfied with the time they had to wait for an appointment	1	1	N/A	81.7%	84.2%	87.9%

* This is based on patients treated on this contract for their most recent course of treatment. Figures in italics indicate the base number of FP17s or Patient Questionnaire responses are less than 100. N/A is shown where the base number of responses is less than 10 during the period. % is calculated as Quantity/Base number*100

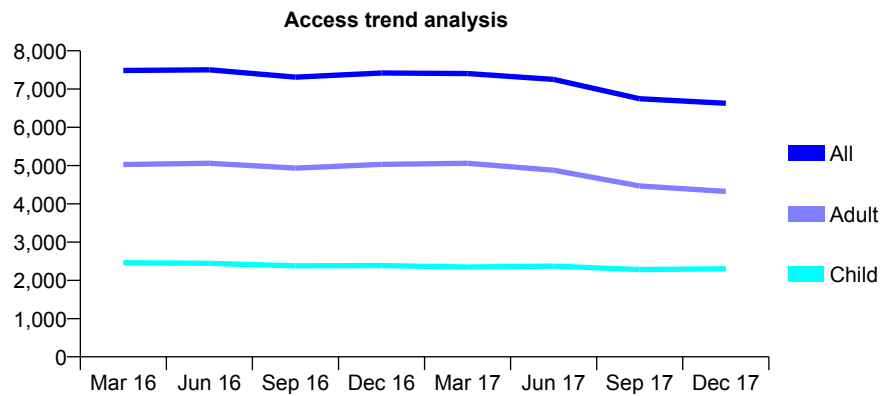
Q61 - Vital Signs At a Glance Contract Report for 572659/0001 - December 2017

Name or company name	MR LS LEVIN
Contract type name	GDS Contract
Purpose of contract	General
Contract start date	01/04/2006
Contract end date	

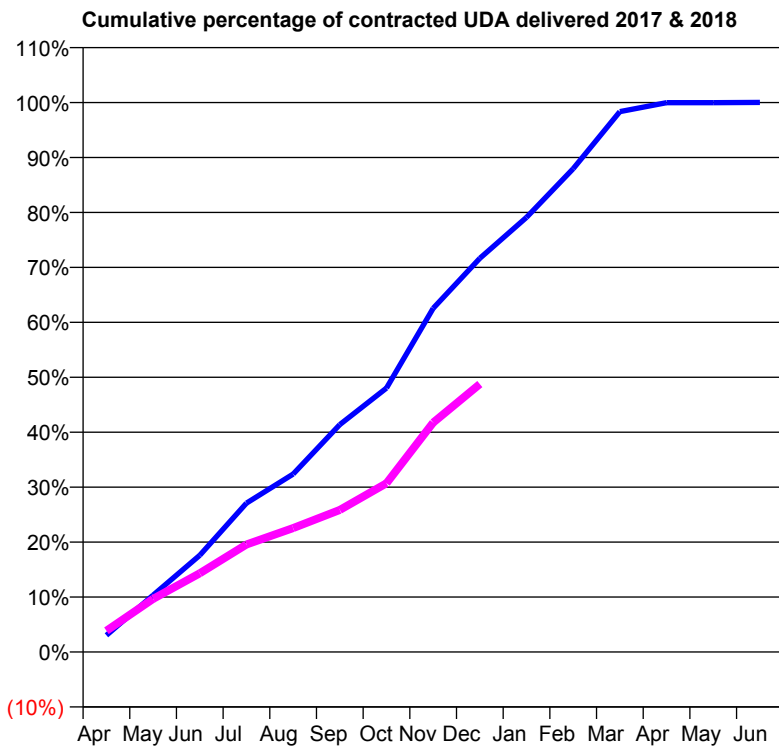
17/18 Contracted general activity (UDA)	21,691
Carry forward general activity (UDA)	-4
17/18 Contracted orthodontic activity (UOA)	0
Carry forward orthodontic activity (UOA)	0
Baseline contract value	£624,235.30

ACCESS*

Patients seen in 24 months	Total	Change since previous quarter
Quarter ending December 2016	7,418	
Quarter ending March 2017	7,406	→
Quarter ending June 2017	7,252	↓
Quarter ending September 2017	6,748	↓
Quarter ending December 2017	6,627	↓
Variance since December 2016	(10.7%)	↓



ACTIVITY



Month	Adjusted Scheduled Activity (UDA)	
	2017	2018
April	662	837
May	2,243	2,098
June	3,819	3,110
July	5,876	4,245
August	7,023	4,892
September	8,975	5,607
October	10,417	6,659
November	13,569	9,054
December	15,541	10,577
January	17,156	
February	19,076	
March	21,331	
April	21,684	
May	21,684	
June	21,695	

QUALITY

	Quantity	Base Number	Contract	AT	Region	England
% of FP17s for the same patient ID Re-attending within 3 months - Children	178	1,769	10.1%	10.5%	11.6%	12.0%
% of FP17s for the same patient ID Re-attending within 3 months - Adults	516	2,753	18.7%	16.0%	16.7%	15.9%
% of FP17s for the same patient ID Re-attending between 3 & 9 months - Children	562	1,769	31.8%	42.9%	47.3%	58.0%
% of FP17s for the same patient ID Re-attending between 3 & 9 months - Adults	1,021	2,753	37.1%	35.8%	38.3%	50.5%
% of FP17s for Band 1 Urgent Courses	482	4,400	11.0%	10.8%	10.5%	9.0%
% of FP17s Relating to Free Repair or Replacements	28	4,400	0.6%	0.5%	0.6%	0.8%
% of FP17s Relating to Continuations	129	4,400	2.9%	0.7%	0.8%	1.1%
% of Patients satisfied with the dentistry they have received	18	19	94.7%	88.9%	89.0%	91.5%
% of Patients satisfied with the time they had to wait for an appointment	15	19	78.9%	81.7%	84.2%	87.9%

* This is based on patients treated on this contract for their most recent course of treatment. Figures in italics indicate the base number of FP17s or Patient Questionnaire responses are less than 100. N/A is shown where the base number of responses is less than 10 during the period. % is calculated as Quantity/Base number*100

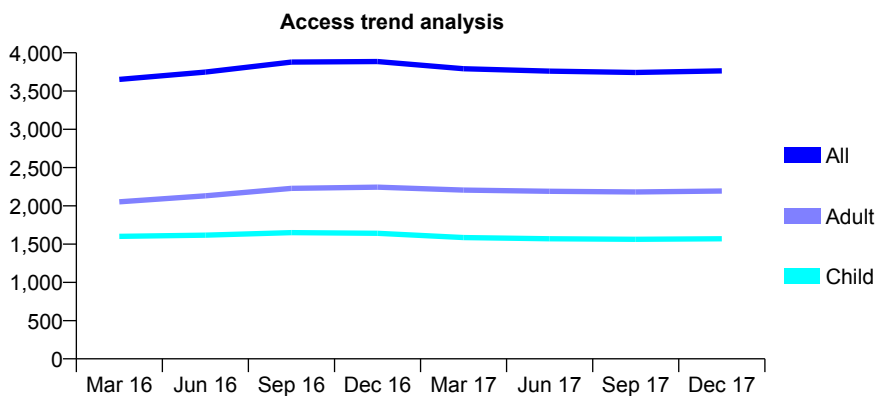
Q61 - Vital Signs At a Glance Contract Report for 572888/0001 - December 2017

Name or company name	MR R GOGNA
Contract type name	GDS Contract
Purpose of contract	General
Contract start date	01/04/2006
Contract end date	

17/18 Contracted general activity (UDA)	8,928
Carry forward general activity (UDA)	6
17/18 Contracted orthodontic activity (UOA)	0
Carry forward orthodontic activity (UOA)	0
Baseline contract value	£258,204.05

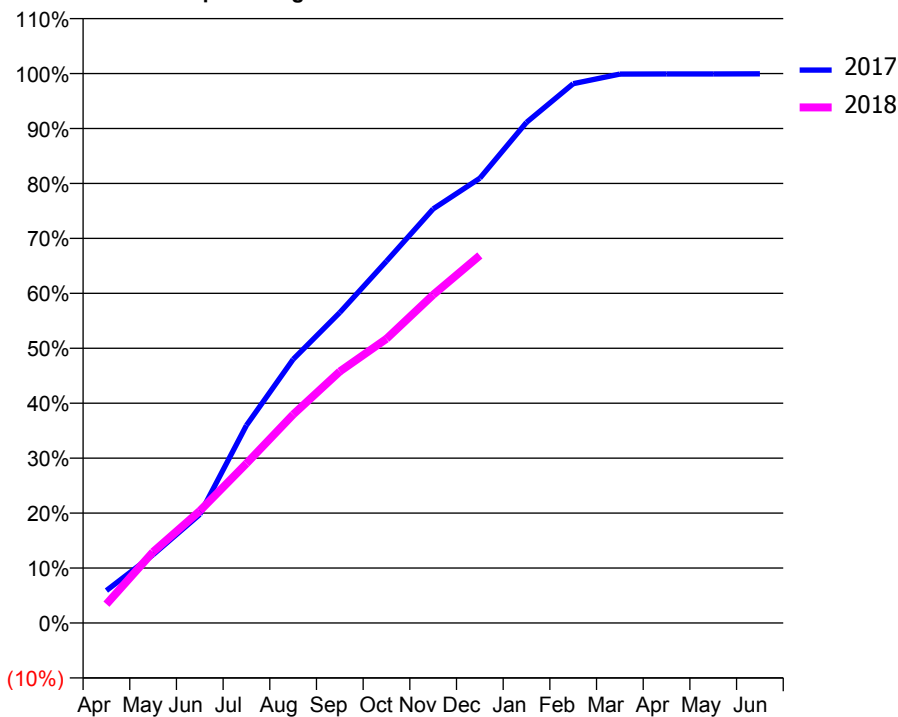
ACCESS*

Patients seen in 24 months	Total	Change since previous quarter
Quarter ending December 2016	3,885	
Quarter ending March 2017	3,791	↓
Quarter ending June 2017	3,760	→
Quarter ending September 2017	3,743	→
Quarter ending December 2017	3,763	→
Variance since December 2016	(3.1%)	↓



ACTIVITY

Cumulative percentage of contracted UDA delivered 2017 & 2018



Month	Adjusted Scheduled Activity (UDA)	
	2017	2018
April	528	307
May	1,110	1,155
June	1,765	1,820
July	3,212	2,592
August	4,284	3,387
September	5,045	4,087
October	5,879	4,618
November	6,728	5,333
December	7,226	5,971
January	8,133	
February	8,763	
March	8,919	
April	8,920	
May	8,921	
June	8,922	

QUALITY

	Quantity	Base Number	Contract	AT	Region	England
% of FP17s for the same patient ID Re-attending within 3 months - Children	99	1,683	5.9%	10.5%	11.6%	12.0%
% of FP17s for the same patient ID Re-attending within 3 months - Adults	210	1,798	11.7%	16.0%	16.7%	15.9%
% of FP17s for the same patient ID Re-attending between 3 & 9 months - Children	889	1,683	52.8%	42.9%	47.3%	58.0%
% of FP17s for the same patient ID Re-attending between 3 & 9 months - Adults	820	1,798	45.6%	35.8%	38.3%	50.5%
% of FP17s for Band 1 Urgent Courses	192	2,832	6.8%	10.8%	10.5%	9.0%
% of FP17s Relating to Free Repair or Replacements	8	2,832	0.3%	0.5%	0.6%	0.8%
% of FP17s Relating to Continuations	11	2,832	0.4%	0.7%	0.8%	1.1%
% of Patients satisfied with the dentistry they have received	2	2	N/A	88.9%	89.0%	91.5%
% of Patients satisfied with the time they had to wait for an appointment	2	2	N/A	81.7%	84.2%	87.9%

* This is based on patients treated on this contract for their most recent course of treatment. Figures in italics indicate the base number of FP17s or Patient Questionnaire responses are less than 100. N/A is shown where the base number of responses is less than 10 during the period. % is calculated as Quantity/Base number*100

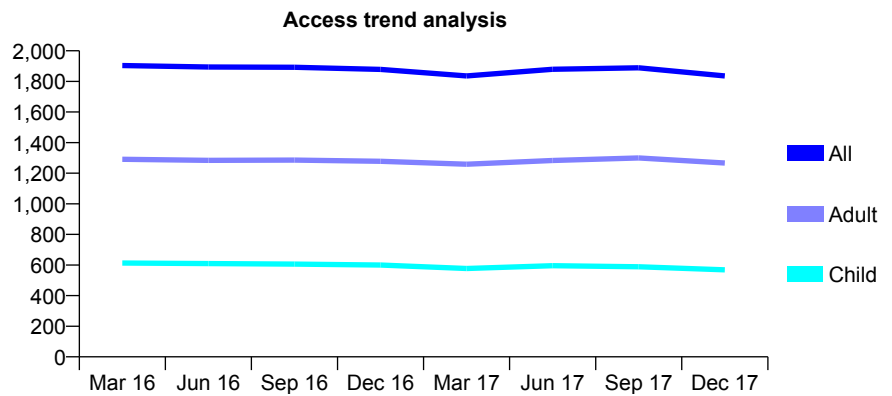
Q61 - Vital Signs At a Glance Contract Report for 574732/0001 - December 2017

Name or company name	MR B LILADHAR
Contract type name	GDS Contract
Purpose of contract	General and Orthodontic
Contract start date	01/04/2006
Contract end date	

17/18 Contracted general activity (UDA)	3,503
Carry forward general activity (UDA)	0
17/18 Contracted orthodontic activity (UOA)	315
Carry forward orthodontic activity (UOA)	0
Baseline contract value	£128,882.56

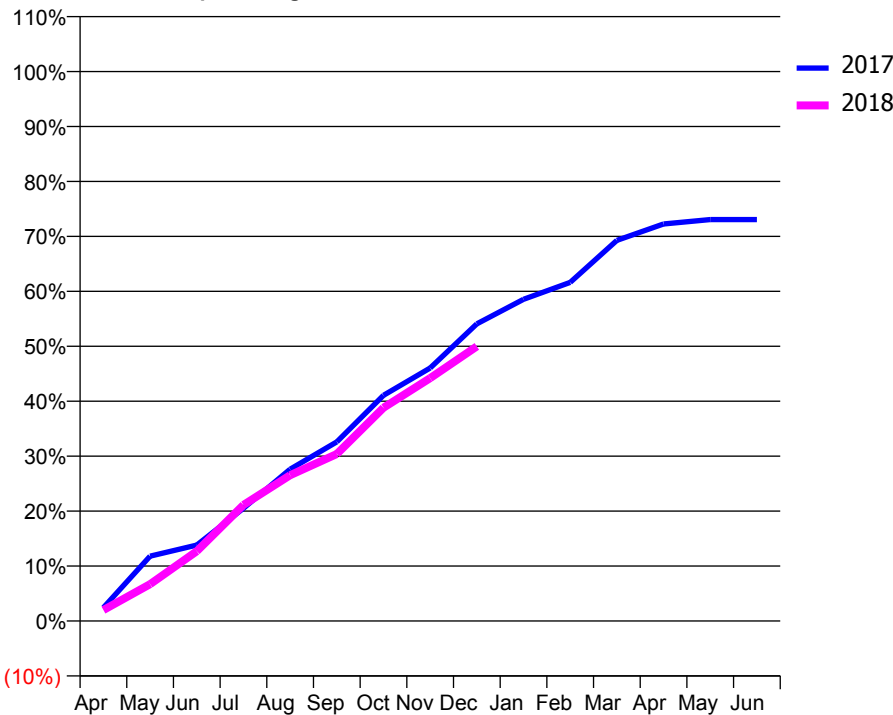
ACCESS*

Patients seen in 24 months	Total	Change since previous quarter
Quarter ending December 2016	1,878	
Quarter ending March 2017	1,836	↓
Quarter ending June 2017	1,879	↑
Quarter ending September 2017	1,889	→
Quarter ending December 2017	1,836	↓
Variance since December 2016	(2.2%)	↓



ACTIVITY

Cumulative percentage of contracted UDA delivered 2017 & 2018



Month	Adjusted Scheduled Activity (UDA)	
	2017	2018
April	85	70
May	414	235
June	484	445
July	719	740
August	968	930
September	1,142	1,065
October	1,438	1,360
November	1,613	1,548
December	1,895	1,751
January	2,051	
February	2,159	
March	2,426	
April	2,531	
May	2,559	
June	2,559	

QUALITY

	Quantity	Base Number	Contract	AT	Region	England
% of FP17s for the same patient ID Re-attending within 3 months - Children	45	593	7.6%	10.5%	11.6%	12.0%
% of FP17s for the same patient ID Re-attending within 3 months - Adults	96	1,102	8.7%	16.0%	16.7%	15.9%
% of FP17s for the same patient ID Re-attending between 3 & 9 months - Children	291	593	49.1%	42.9%	47.3%	58.0%
% of FP17s for the same patient ID Re-attending between 3 & 9 months - Adults	517	1,102	46.9%	35.8%	38.3%	50.5%
% of FP17s for Band 1 Urgent Courses	65	880	7.4%	10.8%	10.5%	9.0%
% of FP17s Relating to Free Repair or Replacements	3	880	0.3%	0.5%	0.6%	0.8%
% of FP17s Relating to Continuations	5	880	0.6%	0.7%	0.8%	1.1%
% of Patients satisfied with the dentistry they have received	2	2	N/A	88.9%	89.0%	91.5%
% of Patients satisfied with the time they had to wait for an appointment	2	2	N/A	81.7%	84.2%	87.9%

* This is based on patients treated on this contract for their most recent course of treatment. Figures in italics indicate the base number of FP17s or Patient Questionnaire responses are less than 100. N/A is shown where the base number of responses is less than 10 during the period. % is calculated as Quantity/Base number*100

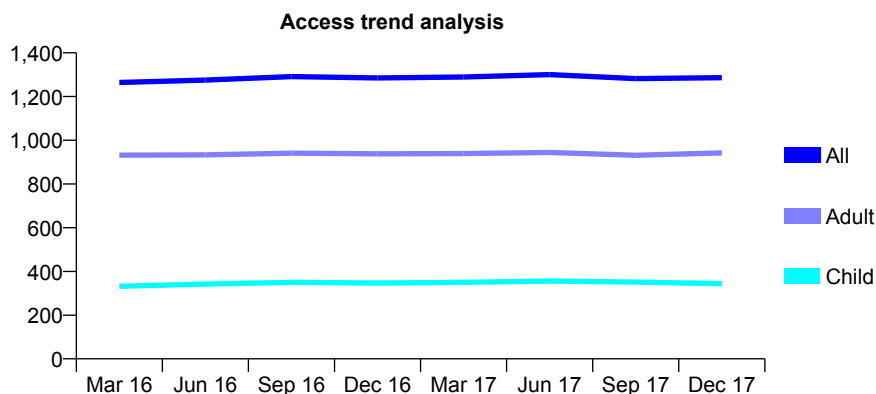
Q61 - Vital Signs At a Glance Contract Report for 576778/0001 - December 2017

Name or company name	MR AK FANG
Contract type name	GDS Contract
Purpose of contract	General
Contract start date	01/04/2006
Contract end date	

17/18 Contracted general activity (UDA)	4,368
Carry forward general activity (UDA)	-62
17/18 Contracted orthodontic activity (UOA)	0
Carry forward orthodontic activity (UOA)	0
Baseline contract value	£121,479.85

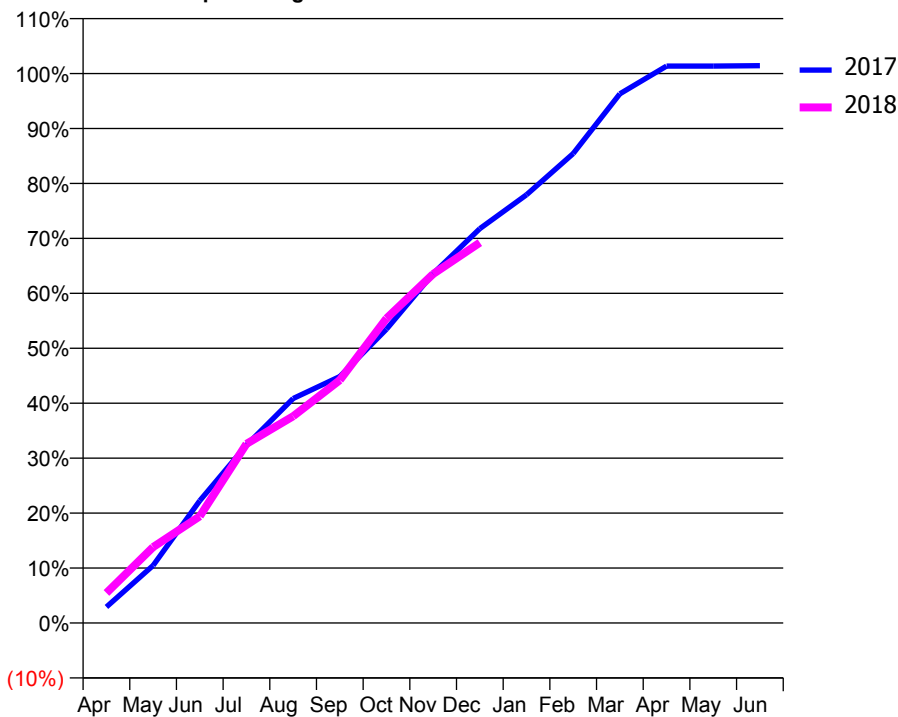
ACCESS*

Patients seen in 24 months	Total	Change since previous quarter
Quarter ending December 2016	1,285	
Quarter ending March 2017	1,289	→
Quarter ending June 2017	1,300	→
Quarter ending September 2017	1,282	↓
Quarter ending December 2017	1,286	→
Variance since December 2016	0.1%	→



ACTIVITY

Cumulative percentage of contracted UDA delivered 2017 & 2018



Month	Adjusted Scheduled Activity (UDA)	
	2017	2018
April	128	239
May	457	603
June	973	849
July	1,413	1,425
August	1,784	1,643
September	1,959	1,931
October	2,336	2,421
November	2,778	2,774
December	3,134	3,024
January	3,405	
February	3,732	
March	4,207	
April	4,427	
May	4,427	
June	4,430	

QUALITY

	Quantity	Base Number	Contract	AT	Region	England
% of FP17s for the same patient ID Re-attending within 3 months - Children	25	396	6.3%	10.5%	11.6%	12.0%
% of FP17s for the same patient ID Re-attending within 3 months - Adults	153	1,005	15.2%	16.0%	16.7%	15.9%
% of FP17s for the same patient ID Re-attending between 3 & 9 months - Children	255	396	64.4%	42.9%	47.3%	58.0%
% of FP17s for the same patient ID Re-attending between 3 & 9 months - Adults	559	1,005	55.6%	35.8%	38.3%	50.5%
% of FP17s for Band 1 Urgent Courses	143	1,316	10.9%	10.8%	10.5%	9.0%
% of FP17s Relating to Free Repair or Replacements	1	1,316	0.1%	0.5%	0.6%	0.8%
% of FP17s Relating to Continuations	0	1,316	0.0%	0.7%	0.8%	1.1%
% of Patients satisfied with the dentistry they have received	2	3	N/A	88.9%	89.0%	91.5%
% of Patients satisfied with the time they had to wait for an appointment	2	3	N/A	81.7%	84.2%	87.9%

* This is based on patients treated on this contract for their most recent course of treatment. Figures in italics indicate the base number of FP17s or Patient Questionnaire responses are less than 100. N/A is shown where the base number of responses is less than 10 during the period. % is calculated as Quantity/Base number*100

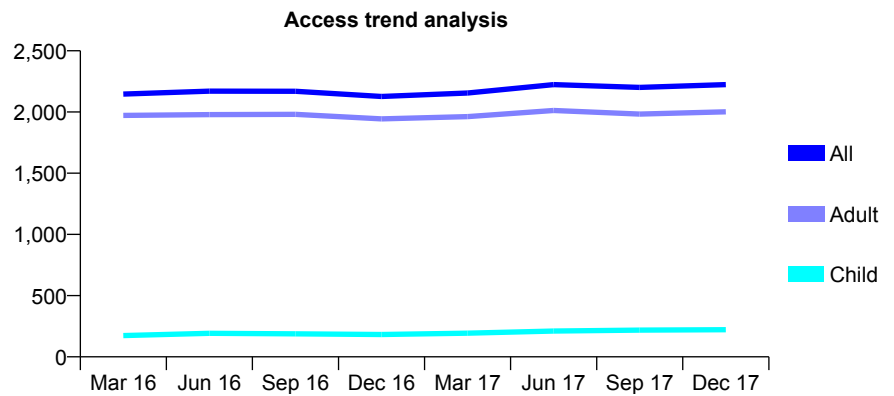
Q61 - Vital Signs At a Glance Contract Report for 577472/0001 - December 2017

Name or company name	MR NR SHUKLE
Contract type name	GDS Contract
Purpose of contract	General
Contract start date	01/04/2006
Contract end date	

17/18 Contracted general activity (UDA)	5,608
Carry forward general activity (UDA)	-112
17/18 Contracted orthodontic activity (UOA)	0
Carry forward orthodontic activity (UOA)	0
Baseline contract value	£140,829.10

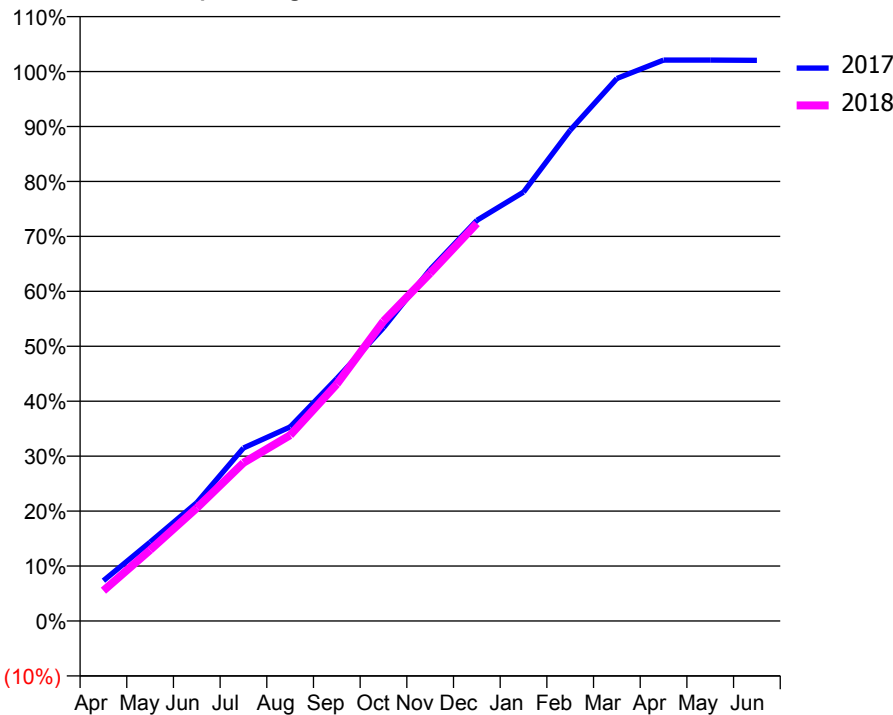
ACCESS*

Patients seen in 24 months	Total	Change since previous quarter
Quarter ending December 2016	2,127	
Quarter ending March 2017	2,155	→
Quarter ending June 2017	2,224	↑
Quarter ending September 2017	2,201	↓
Quarter ending December 2017	2,224	→
Variance since December 2016	4.6%	↑



ACTIVITY

Cumulative percentage of contracted UDA delivered 2017 & 2018



Month	Adjusted Scheduled Activity (UDA)	
	2017	2018
April	412	310
May	804	724
June	1,208	1,153
July	1,766	1,615
August	1,981	1,896
September	2,475	2,417
October	2,994	3,060
November	3,587	3,550
December	4,089	4,057
January	4,377	
February	5,009	
March	5,537	
April	5,725	
May	5,725	
June	5,722	

QUALITY

	Quantity	Base Number	Contract	AT	Region	England
% of FP17s for the same patient ID Re-attending within 3 months - Children	11	202	5.4%	10.5%	11.6%	12.0%
% of FP17s for the same patient ID Re-attending within 3 months - Adults	349	1,769	19.7%	16.0%	16.7%	15.9%
% of FP17s for the same patient ID Re-attending between 3 & 9 months - Children	74	202	36.6%	42.9%	47.3%	58.0%
% of FP17s for the same patient ID Re-attending between 3 & 9 months - Adults	615	1,769	34.8%	35.8%	38.3%	50.5%
% of FP17s for Band 1 Urgent Courses	155	1,609	9.6%	10.8%	10.5%	9.0%
% of FP17s Relating to Free Repair or Replacements	27	1,609	1.7%	0.5%	0.6%	0.8%
% of FP17s Relating to Continuations	20	1,609	1.2%	0.7%	0.8%	1.1%
% of Patients satisfied with the dentistry they have received	1	2	N/A	88.9%	89.0%	91.5%
% of Patients satisfied with the time they had to wait for an appointment	2	2	N/A	81.7%	84.2%	87.9%

* This is based on patients treated on this contract for their most recent course of treatment. Figures in italics indicate the base number of FP17s or Patient Questionnaire responses are less than 100. N/A is shown where the base number of responses is less than 10 during the period. % is calculated as Quantity/Base number*100

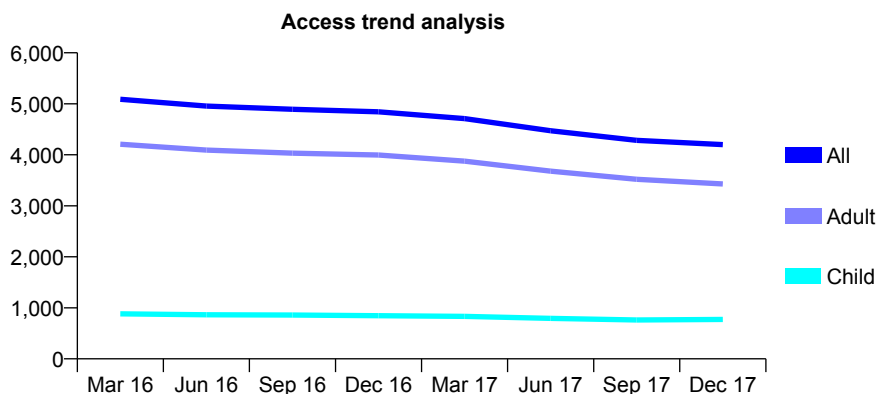
Q61 - Vital Signs At a Glance Contract Report for 577537/0001 - December 2017

Name or company name	The Grove Dental Care Limited
Contract type name	GDS Contract
Purpose of contract	General
Contract start date	01/04/2006
Contract end date	

17/18 Contracted general activity (UDA)	13,265
Carry forward general activity (UDA)	65
17/18 Contracted orthodontic activity (UOA)	0
Carry forward orthodontic activity (UOA)	0
Baseline contract value	£436,723.57

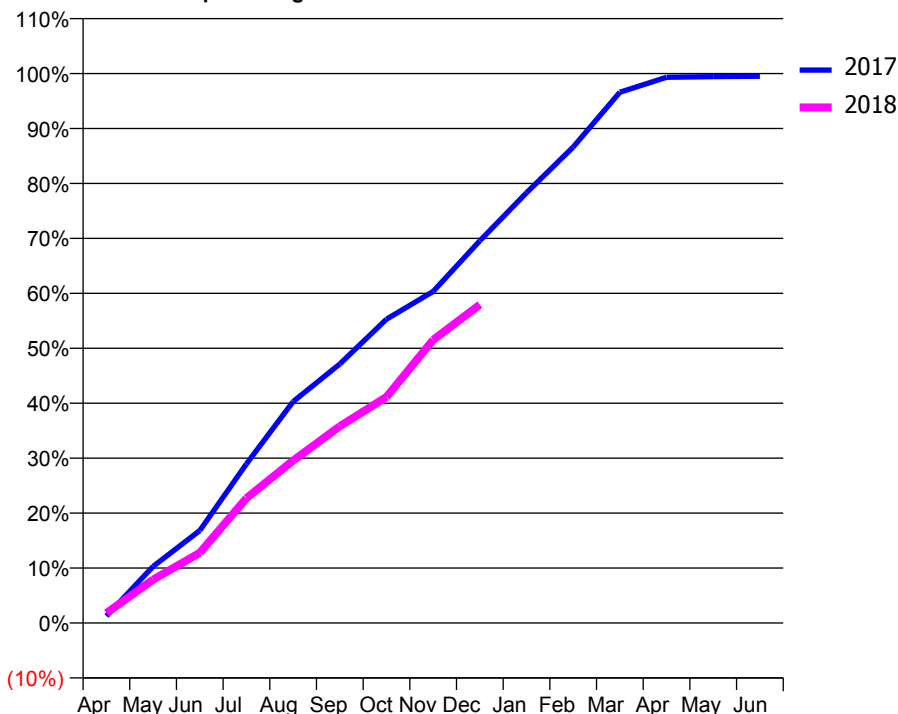
ACCESS*

Patients seen in 24 months	Total	Change since previous quarter
Quarter ending December 2016	4,843	
Quarter ending March 2017	4,709	↓
Quarter ending June 2017	4,473	↓
Quarter ending September 2017	4,284	↓
Quarter ending December 2017	4,201	↓
Variance since December 2016	(13.3%)	↓



ACTIVITY

Cumulative percentage of contracted UDA delivered 2017 & 2018



Month	Adjusted Scheduled Activity (UDA)	
	2017	2018
April	170	239
May	1,366	1,047
June	2,231	1,693
July	3,842	3,014
August	5,344	3,923
September	6,254	4,748
October	7,336	5,457
November	8,004	6,836
December	9,229	7,686
January	10,387	
February	11,491	
March	12,814	
April	13,175	
May	13,191	
June	13,200	

QUALITY

	Quantity	Base Number	Contract	AT	Region	England
% of FP17s for the same patient ID Re-attending within 3 months - Children	65	722	9.0%	10.5%	11.6%	12.0%
% of FP17s for the same patient ID Re-attending within 3 months - Adults	606	3,010	20.1%	16.0%	16.7%	15.9%
% of FP17s for the same patient ID Re-attending between 3 & 9 months - Children	319	722	44.2%	42.9%	47.3%	58.0%
% of FP17s for the same patient ID Re-attending between 3 & 9 months - Adults	1,169	3,010	38.8%	35.8%	38.3%	50.5%
% of FP17s for Band 1 Urgent Courses	459	3,587	12.8%	10.8%	10.5%	9.0%
% of FP17s Relating to Free Repair or Replacements	38	3,587	1.1%	0.5%	0.6%	0.8%
% of FP17s Relating to Continuations	50	3,587	1.4%	0.7%	0.8%	1.1%
% of Patients satisfied with the dentistry they have received	6	7	N/A	88.9%	89.0%	91.5%
% of Patients satisfied with the time they had to wait for an appointment	7	7	N/A	81.7%	84.2%	87.9%

* This is based on patients treated on this contract for their most recent course of treatment. Figures in italics indicate the base number of FP17s or Patient Questionnaire responses are less than 100. N/A is shown where the base number of responses is less than 10 during the period. % is calculated as Quantity/Base number*100

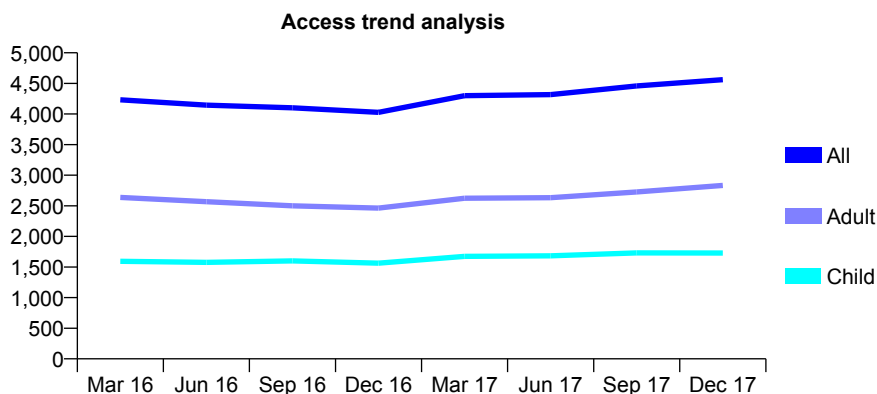
Q61 - Vital Signs At a Glance Contract Report for 578738/0001 - December 2017

Name or company name	MR OF ABBAS
Contract type name	GDS Contract
Purpose of contract	General
Contract start date	01/04/2006
Contract end date	

17/18 Contracted general activity (UDA)	14,007
Carry forward general activity (UDA)	308
17/18 Contracted orthodontic activity (UOA)	0
Carry forward orthodontic activity (UOA)	0
Baseline contract value	£366,748.51

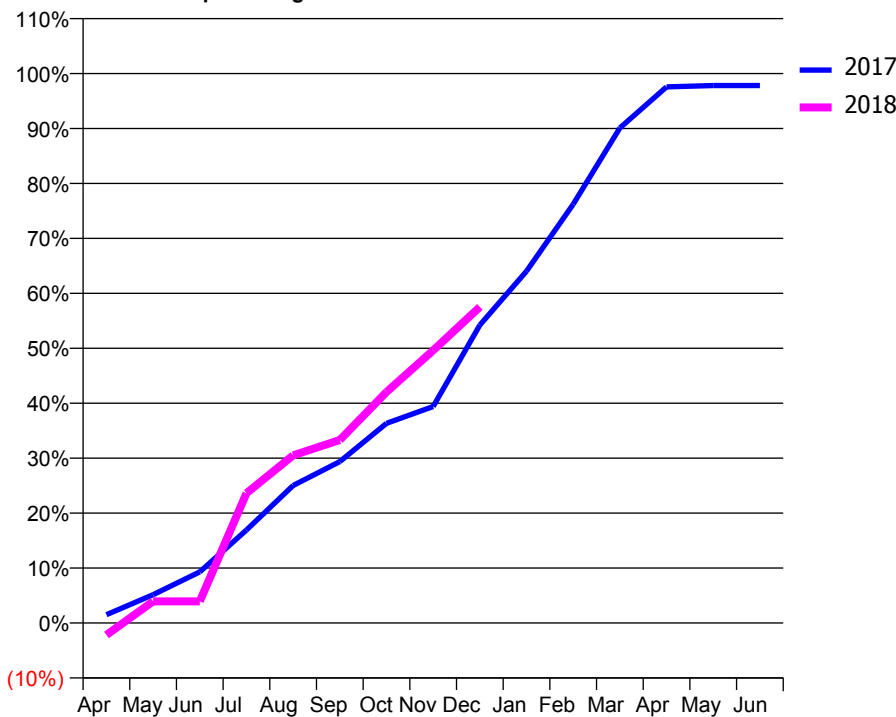
ACCESS*

Patients seen in 24 months	Total	Change since previous quarter
Quarter ending December 2016	4,028	
Quarter ending March 2017	4,299	↑
Quarter ending June 2017	4,316	→
Quarter ending September 2017	4,459	↑
Quarter ending December 2017	4,562	↑
Variance since December 2016	13.3%	↑



ACTIVITY

Cumulative percentage of contracted UDA delivered 2017 & 2018



Month	Adjusted Scheduled Activity (UDA)	
	2017	2018
April	213	-308
May	723	552
June	1,304	552
July	2,372	3,310
August	3,506	4,273
September	4,115	4,667
October	5,091	5,890
November	5,517	6,949
December	7,596	8,057
January	8,968	
February	10,676	
March	12,619	
April	13,667	
May	13,699	
June	13,699	

QUALITY

	Quantity	Base Number	Contract	AT	Region	England
% of FP17s for the same patient ID Re-attending within 3 months - Children	105	1,400	7.5%	10.5%	11.6%	12.0%
% of FP17s for the same patient ID Re-attending within 3 months - Adults	222	2,032	10.9%	16.0%	16.7%	15.9%
% of FP17s for the same patient ID Re-attending between 3 & 9 months - Children	623	1,400	44.5%	42.9%	47.3%	58.0%
% of FP17s for the same patient ID Re-attending between 3 & 9 months - Adults	615	2,032	30.3%	35.8%	38.3%	50.5%
% of FP17s for Band 1 Urgent Courses	283	3,122	9.1%	10.8%	10.5%	9.0%
% of FP17s Relating to Free Repair or Replacements	17	3,122	0.5%	0.5%	0.6%	0.8%
% of FP17s Relating to Continuations	9	3,122	0.3%	0.7%	0.8%	1.1%
% of Patients satisfied with the dentistry they have received	2	2	N/A	88.9%	89.0%	91.5%
% of Patients satisfied with the time they had to wait for an appointment	0	2	N/A	81.7%	84.2%	87.9%

* This is based on patients treated on this contract for their most recent course of treatment. Figures in italics indicate the base number of FP17s or Patient Questionnaire responses are less than 100. N/A is shown where the base number of responses is less than 10 during the period. % is calculated as Quantity/Base number*100

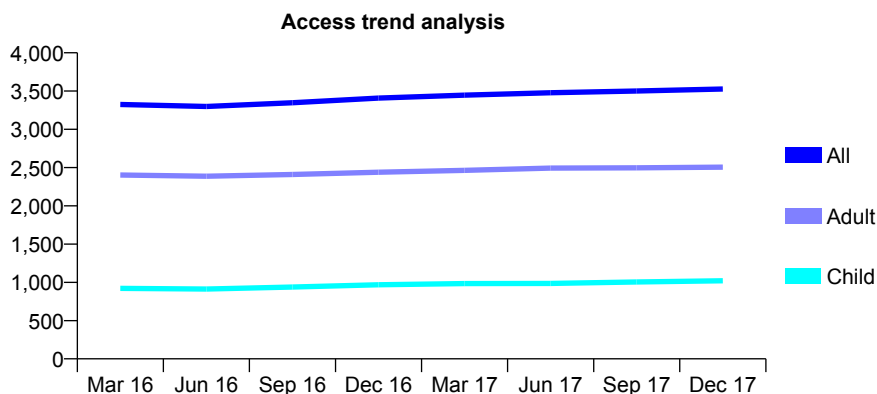
Q61 - Vital Signs At a Glance Contract Report for 578991/0001 - December 2017

Name or company name	MR TS DEO
Contract type name	GDS Contract
Purpose of contract	General
Contract start date	01/04/2006
Contract end date	

17/18 Contracted general activity (UDA)	10,649
Carry forward general activity (UDA)	-151
17/18 Contracted orthodontic activity (UOA)	0
Carry forward orthodontic activity (UOA)	0
Baseline contract value	£351,437.60

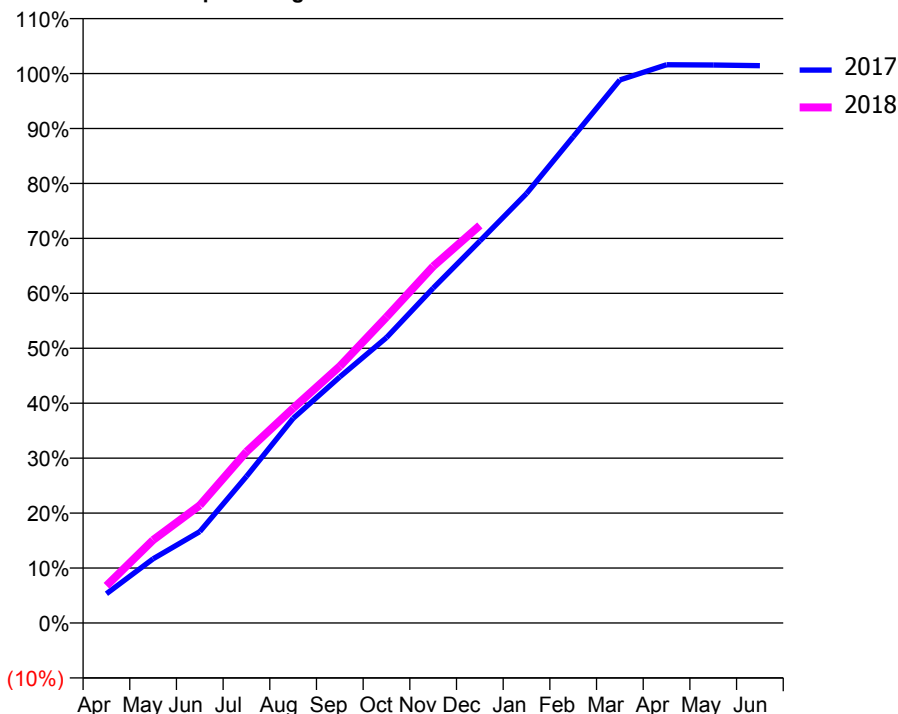
ACCESS*

Patients seen in 24 months	Total	Change since previous quarter
Quarter ending December 2016	3,409	
Quarter ending March 2017	3,447	→
Quarter ending June 2017	3,478	→
Quarter ending September 2017	3,501	→
Quarter ending December 2017	3,526	→
Variance since December 2016	3.4%	↑



ACTIVITY

Cumulative percentage of contracted UDA delivered 2017 & 2018



Month	Adjusted Scheduled Activity (UDA)	
	2017	2018
April	568	723
May	1,244	1,609
June	1,772	2,280
July	2,842	3,319
August	3,966	4,162
September	4,770	4,976
October	5,531	5,929
November	6,490	6,912
December	7,403	7,704
January	8,322	
February	9,422	
March	10,525	
April	10,818	
May	10,813	
June	10,800	

QUALITY

	Quantity	Base Number	Contract	AT	Region	England
% of FP17s for the same patient ID Re-attending within 3 months - Children	98	1,076	9.1%	10.5%	11.6%	12.0%
% of FP17s for the same patient ID Re-attending within 3 months - Adults	329	2,342	14.0%	16.0%	16.7%	15.9%
% of FP17s for the same patient ID Re-attending between 3 & 9 months - Children	575	1,076	53.4%	42.9%	47.3%	58.0%
% of FP17s for the same patient ID Re-attending between 3 & 9 months - Adults	1,070	2,342	45.7%	35.8%	38.3%	50.5%
% of FP17s for Band 1 Urgent Courses	300	3,298	9.1%	10.8%	10.5%	9.0%
% of FP17s Relating to Free Repair or Replacements	14	3,298	0.4%	0.5%	0.6%	0.8%
% of FP17s Relating to Continuations	9	3,298	0.3%	0.7%	0.8%	1.1%
% of Patients satisfied with the dentistry they have received	1	1	N/A	88.9%	89.0%	91.5%
% of Patients satisfied with the time they had to wait for an appointment	1	1	N/A	81.7%	84.2%	87.9%

* This is based on patients treated on this contract for their most recent course of treatment. Figures in italics indicate the base number of FP17s or Patient Questionnaire responses are less than 100. N/A is shown where the base number of responses is less than 10 during the period. % is calculated as Quantity/Base number*100

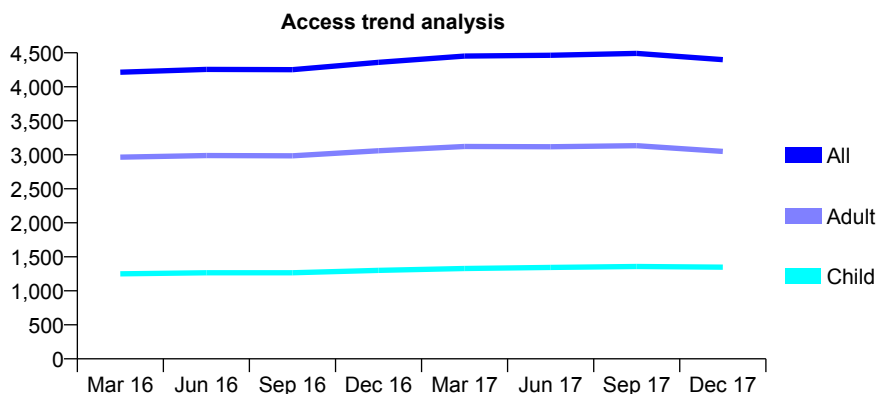
Q61 - Vital Signs At a Glance Contract Report for 607703/0001 - December 2017

Name or company name	MR R PATEL
Contract type name	GDS Contract
Purpose of contract	General
Contract start date	01/08/2013
Contract end date	

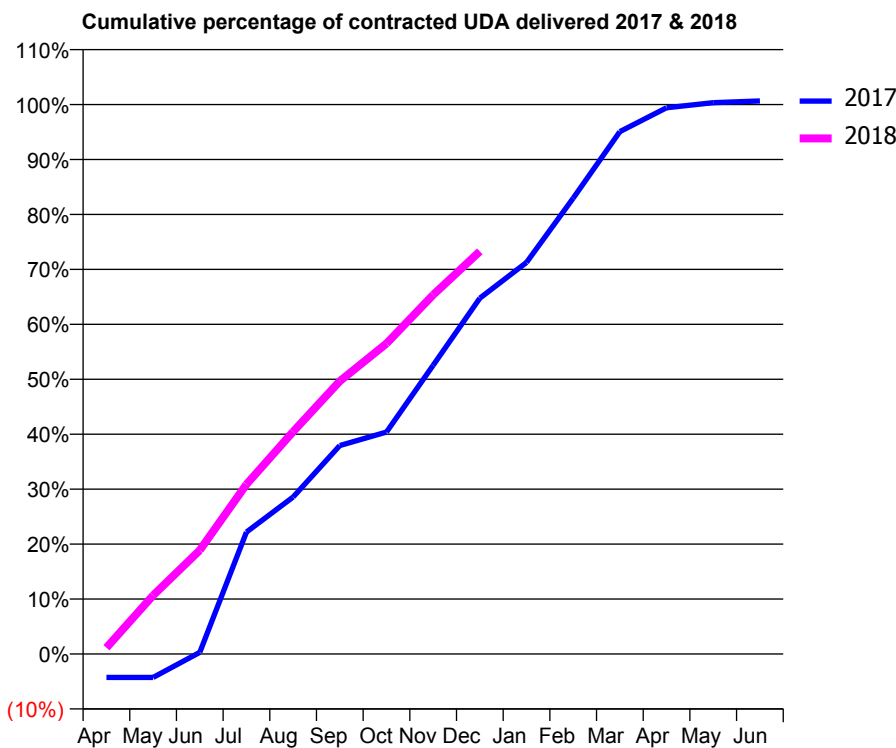
17/18 Contracted general activity (UDA)	9,343
Carry forward general activity (UDA)	-61
17/18 Contracted orthodontic activity (UOA)	0
Carry forward orthodontic activity (UOA)	0
Baseline contract value	£235,620.40

ACCESS*

Patients seen in 24 months	Total	Change since previous quarter
Quarter ending December 2016	4,359	
Quarter ending March 2017	4,451	↑
Quarter ending June 2017	4,463	→
Quarter ending September 2017	4,491	→
Quarter ending December 2017	4,399	↓
Variance since December 2016	0.9%	→



ACTIVITY



Month	Adjusted Scheduled Activity (UDA)	
	2017	2018
April	-401	108
May	-401	996
June	28	1,766
July	2,074	2,884
August	2,670	3,782
September	3,545	4,640
October	3,773	5,279
November	4,911	6,106
December	6,049	6,846
January	6,658	
February	7,750	
March	8,881	
April	9,289	
May	9,373	
June	9,403	

QUALITY

	Quantity	Base Number	Contract	AT	Region	England
% of FP17s for the same patient ID Re-attending within 3 months - Children	137	1,437	9.5%	10.5%	11.6%	12.0%
% of FP17s for the same patient ID Re-attending within 3 months - Adults	371	2,544	14.6%	16.0%	16.7%	15.9%
% of FP17s for the same patient ID Re-attending between 3 & 9 months - Children	764	1,437	53.2%	42.9%	47.3%	58.0%
% of FP17s for the same patient ID Re-attending between 3 & 9 months - Adults	944	2,544	37.1%	35.8%	38.3%	50.5%
% of FP17s for Band 1 Urgent Courses	364	3,657	10.0%	10.8%	10.5%	9.0%
% of FP17s Relating to Free Repair or Replacements	39	3,657	1.1%	0.5%	0.6%	0.8%
% of FP17s Relating to Continuations	17	3,657	0.5%	0.7%	0.8%	1.1%
% of Patients satisfied with the dentistry they have received	3	3	N/A	88.9%	89.0%	91.5%
% of Patients satisfied with the time they had to wait for an appointment	2	3	N/A	81.7%	84.2%	87.9%

* This is based on patients treated on this contract for their most recent course of treatment. Figures in italics indicate the base number of FP17s or Patient Questionnaire responses are less than 100. N/A is shown where the base number of responses is less than 10 during the period. % is calculated as Quantity/Base number*100

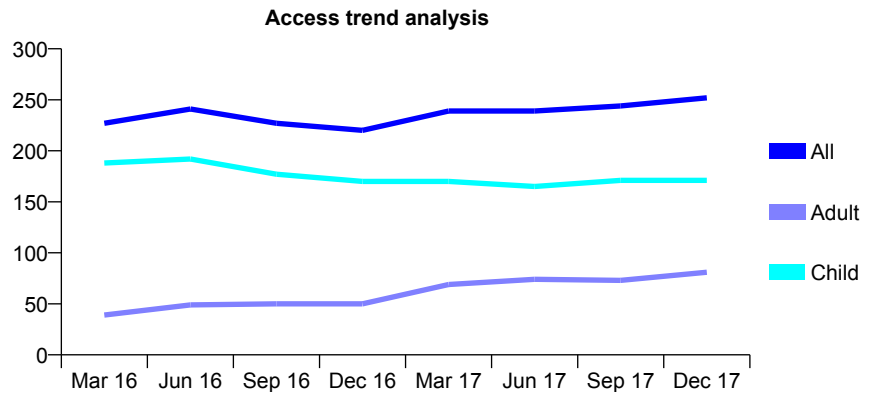
Q61 - Vital Signs At a Glance Contract Report for 629839/0001 - December 2017

Name or company name	MRS AJ SHAUL
Contract type name	GDS Contract
Purpose of contract	General
Contract start date	01/04/2006
Contract end date	

17/18 Contracted general activity (UDA)	320
Carry forward general activity (UDA)	1
17/18 Contracted orthodontic activity (UOA)	0
Carry forward orthodontic activity (UOA)	0
Baseline contract value	£8,817.95

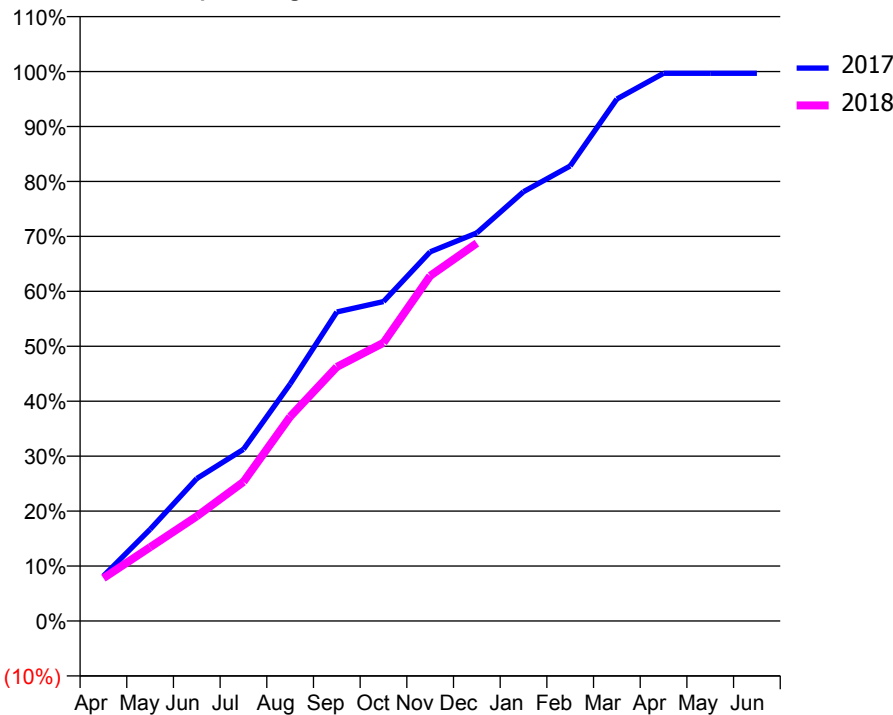
ACCESS*

Patients seen in 24 months	Total	Change since previous quarter
Quarter ending December 2016	220	
Quarter ending March 2017	239	↑
Quarter ending June 2017	239	→
Quarter ending September 2017	244	↑
Quarter ending December 2017	252	↑
Variance since December 2016	14.5%	↑



ACTIVITY

Cumulative percentage of contracted UDA delivered 2017 & 2018



Month	Adjusted Scheduled Activity (UDA)	
	2017	2018
April	26	25
May	53	43
June	83	61
July	100	81
August	138	119
September	180	148
October	186	162
November	215	201
December	226	220
January	250	
February	265	
March	304	
April	319	
May	319	
June	319	

QUALITY

	Quantity	Base Number	Contract	AT	Region	England
% of FP17s for the same patient ID Re-attending within 3 months - Children	9	165	5.5%	10.5%	11.6%	12.0%
% of FP17s for the same patient ID Re-attending within 3 months - Adults	2	24	8.3%	16.0%	16.7%	15.9%
% of FP17s for the same patient ID Re-attending between 3 & 9 months - Children	94	165	57.0%	42.9%	47.3%	58.0%
% of FP17s for the same patient ID Re-attending between 3 & 9 months - Adults	11	24	45.8%	35.8%	38.3%	50.5%
% of FP17s for Band 1 Urgent Courses	0	182	0.0%	10.8%	10.5%	9.0%
% of FP17s Relating to Free Repair or Replacements	0	182	0.0%	0.5%	0.6%	0.8%
% of FP17s Relating to Continuations	0	182	0.0%	0.7%	0.8%	1.1%
% of Patients satisfied with the dentistry they have received	0	0	N/A	88.9%	89.0%	91.5%
% of Patients satisfied with the time they had to wait for an appointment	0	0	N/A	81.7%	84.2%	87.9%

* This is based on patients treated on this contract for their most recent course of treatment. Figures in italics indicate the base number of FP17s or Patient Questionnaire responses are less than 100. N/A is shown where the base number of responses is less than 10 during the period. % is calculated as Quantity/Base number*100

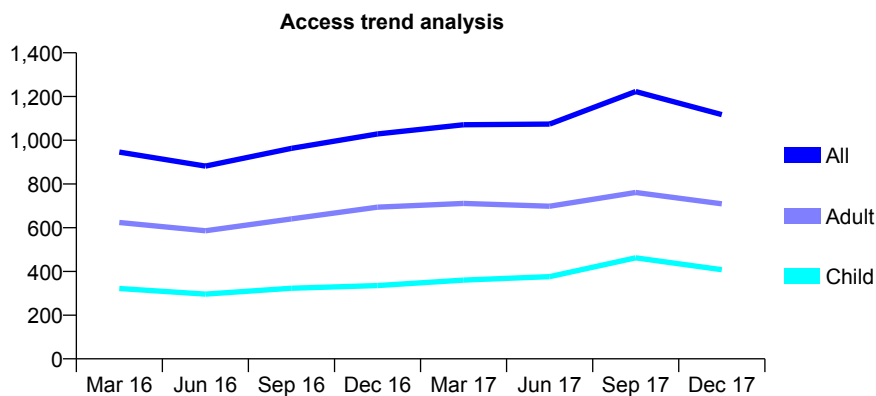
Q61 - Vital Signs At a Glance Contract Report for 630195/0001 - December 2017

Name or company name	MR M SPENCER BROWN
Contract type name	GDS Contract
Purpose of contract	General
Contract start date	01/04/2006
Contract end date	

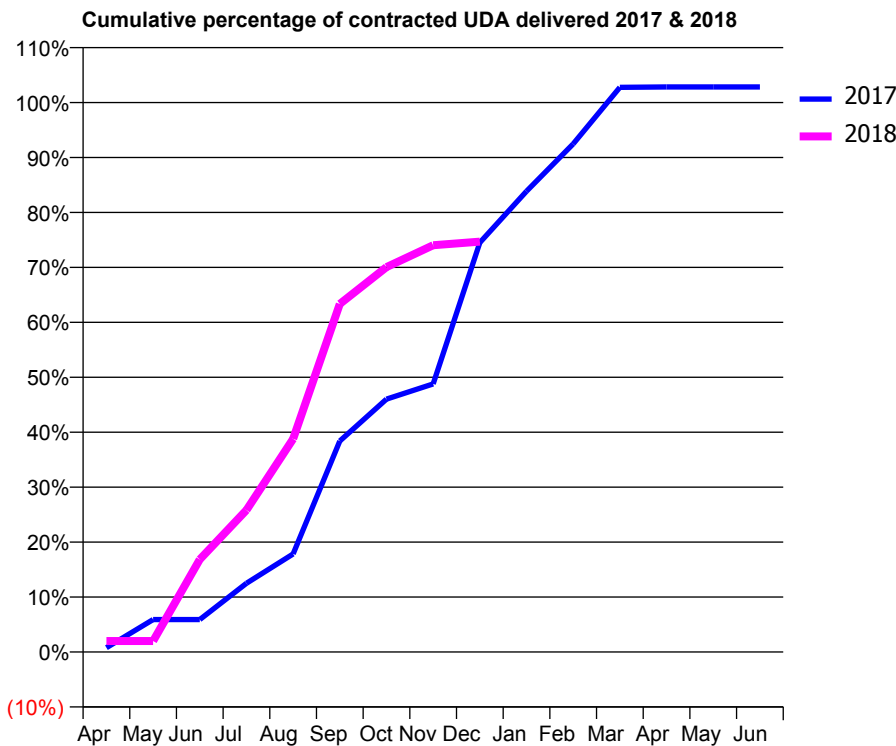
17/18 Contracted general activity (UDA)	3,341
Carry forward general activity (UDA)	-67
17/18 Contracted orthodontic activity (UOA)	0
Carry forward orthodontic activity (UOA)	0
Baseline contract value	£128,810.84

ACCESS*

Patients seen in 24 months	Total	Change since previous quarter
Quarter ending December 2016	1,029	
Quarter ending March 2017	1,071	↑
Quarter ending June 2017	1,074	→
Quarter ending September 2017	1,223	↑
Quarter ending December 2017	1,117	↓
Variance since December 2016	8.6%	↑



ACTIVITY



Month	Adjusted Scheduled Activity (UDA)	
	2017	2018
April	26	67
May	197	67
June	197	563
July	418	863
August	596	1,296
September	1,283	2,117
October	1,538	2,340
November	1,630	2,473
December	2,489	2,495
January	2,801	
February	3,090	
March	3,433	
April	3,436	
May	3,436	
June	3,436	

QUALITY

	Quantity	Base Number	Contract	AT	Region	England
% of FP17s for the same patient ID Re-attending within 3 months - Children	14	328	4.3%	10.5%	11.6%	12.0%
% of FP17s for the same patient ID Re-attending within 3 months - Adults	83	558	14.9%	16.0%	16.7%	15.9%
% of FP17s for the same patient ID Re-attending between 3 & 9 months - Children	18	328	5.5%	42.9%	47.3%	58.0%
% of FP17s for the same patient ID Re-attending between 3 & 9 months - Adults	86	558	15.4%	35.8%	38.3%	50.5%
% of FP17s for Band 1 Urgent Courses	97	621	15.6%	10.8%	10.5%	9.0%
% of FP17s Relating to Free Repair or Replacements	0	621	0.0%	0.5%	0.6%	0.8%
% of FP17s Relating to Continuations	0	621	0.0%	0.7%	0.8%	1.1%
% of Patients satisfied with the dentistry they have received	2	2	N/A	88.9%	89.0%	91.5%
% of Patients satisfied with the time they had to wait for an appointment	2	2	N/A	81.7%	84.2%	87.9%

* This is based on patients treated on this contract for their most recent course of treatment. Figures in italics indicate the base number of FP17s or Patient Questionnaire responses are less than 100. N/A is shown where the base number of responses is less than 10 during the period. % is calculated as Quantity/Base number*100

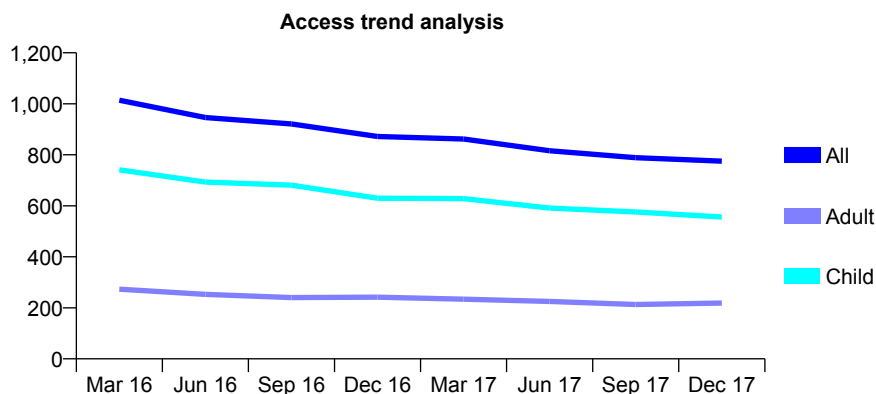
Q61 - Vital Signs At a Glance Contract Report for 642576/0001 - December 2017

Name or company name	MR CA HAWKES
Contract type name	GDS Contract
Purpose of contract	General
Contract start date	01/04/2006
Contract end date	

17/18 Contracted general activity (UDA)	1,200
Carry forward general activity (UDA)	0
17/18 Contracted orthodontic activity (UOA)	0
Carry forward orthodontic activity (UOA)	0
Baseline contract value	£28,354.84

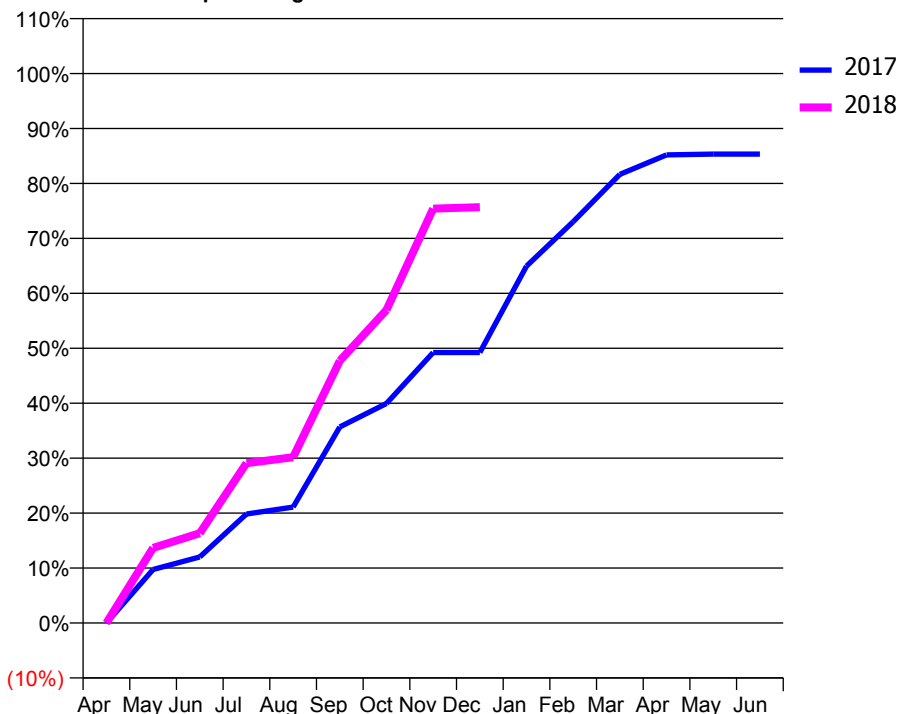
ACCESS*

Patients seen in 24 months	Total	Change since previous quarter
Quarter ending December 2016	872	
Quarter ending March 2017	862	↓
Quarter ending June 2017	816	↓
Quarter ending September 2017	789	↓
Quarter ending December 2017	775	↓
Variance since December 2016	(11.1%)	↓



ACTIVITY

Cumulative percentage of contracted UDA delivered 2017 & 2018



Month	Adjusted Scheduled Activity (UDA)	
	2017	2018
April	0	0
May	146	164
June	180	196
July	297	349
August	316	362
September	535	573
October	599	684
November	738	905
December	738	908
January	974	
February	1,096	
March	1,225	
April	1,278	
May	1,280	
June	1,280	

QUALITY

	Quantity	Base Number	Contract	AT	Region	England
% of FP17s for the same patient ID Re-attending within 3 months - Children	26	479	5.4%	10.5%	11.6%	12.0%
% of FP17s for the same patient ID Re-attending within 3 months - Adults	4	95	4.2%	16.0%	16.7%	15.9%
% of FP17s for the same patient ID Re-attending between 3 & 9 months - Children	161	479	33.6%	42.9%	47.3%	58.0%
% of FP17s for the same patient ID Re-attending between 3 & 9 months - Adults	12	95	12.6%	35.8%	38.3%	50.5%
% of FP17s for Band 1 Urgent Courses	5	547	0.9%	10.8%	10.5%	9.0%
% of FP17s Relating to Free Repair or Replacements	0	547	0.0%	0.5%	0.6%	0.8%
% of FP17s Relating to Continuations	0	547	0.0%	0.7%	0.8%	1.1%
% of Patients satisfied with the dentistry they have received	0	0	N/A	88.9%	89.0%	91.5%
% of Patients satisfied with the time they had to wait for an appointment	0	0	N/A	81.7%	84.2%	87.9%

* This is based on patients treated on this contract for their most recent course of treatment. Figures in italics indicate the base number of FP17s or Patient Questionnaire responses are less than 100. N/A is shown where the base number of responses is less than 10 during the period. % is calculated as Quantity/Base number*100

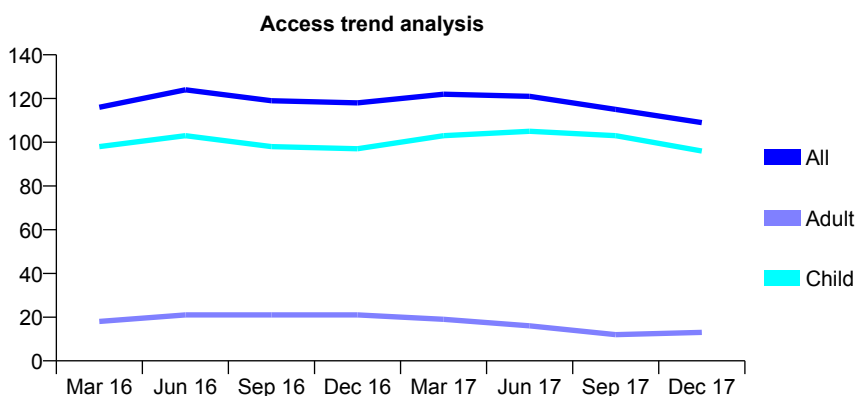
Q61 - Vital Signs At a Glance Contract Report for 643025/0001 - December 2017

Name or company name	MR PC VASWANI
Contract type name	GDS Contract
Purpose of contract	General
Contract start date	01/04/2006
Contract end date	

17/18 Contracted general activity (UDA)	260
Carry forward general activity (UDA)	0
17/18 Contracted orthodontic activity (UOA)	0
Carry forward orthodontic activity (UOA)	0
Baseline contract value	£5,888.95

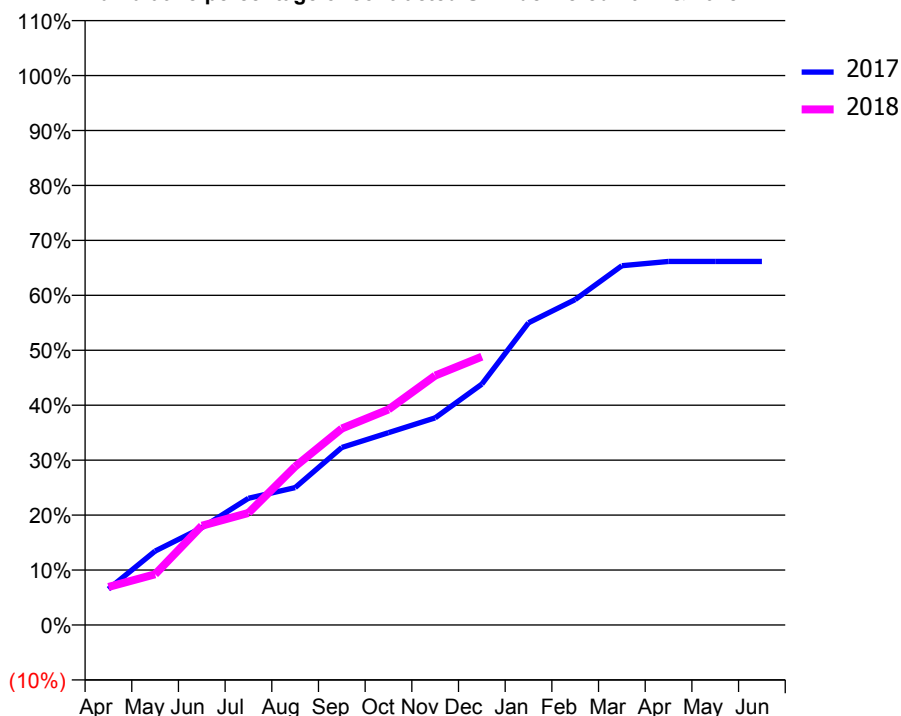
ACCESS*

Patients seen in 24 months	Total	Change since previous quarter
Quarter ending December 2016	118	
Quarter ending March 2017	122	↑
Quarter ending June 2017	121	→
Quarter ending September 2017	115	↓
Quarter ending December 2017	109	↓
Variance since December 2016	(7.6%)	↓



ACTIVITY

Cumulative percentage of contracted UDA delivered 2017 & 2018



Month	Adjusted Scheduled Activity (UDA)	
	2017	2018
April	17	18
May	35	24
June	46	47
July	60	53
August	65	75
September	84	93
October	91	102
November	98	118
December	114	127
January	143	
February	154	
March	170	
April	172	
May	172	
June	172	

QUALITY

	Quantity	Base Number	Contract	AT	Region	England
% of FP17s for the same patient ID Re-attending within 3 months - Children	9	82	11.0%	10.5%	11.6%	12.0%
% of FP17s for the same patient ID Re-attending within 3 months - Adults	0	3	0.0%	16.0%	16.7%	15.9%
% of FP17s for the same patient ID Re-attending between 3 & 9 months - Children	38	82	46.3%	42.9%	47.3%	58.0%
% of FP17s for the same patient ID Re-attending between 3 & 9 months - Adults	1	3	33.3%	35.8%	38.3%	50.5%
% of FP17s for Band 1 Urgent Courses	0	83	0.0%	10.8%	10.5%	9.0%
% of FP17s Relating to Free Repair or Replacements	0	83	0.0%	0.5%	0.6%	0.8%
% of FP17s Relating to Continuations	2	83	2.4%	0.7%	0.8%	1.1%
% of Patients satisfied with the dentistry they have received	0	0	N/A	88.9%	89.0%	91.5%
% of Patients satisfied with the time they had to wait for an appointment	0	0	N/A	81.7%	84.2%	87.9%

* This is based on patients treated on this contract for their most recent course of treatment. Figures in italics indicate the base number of FP17s or Patient Questionnaire responses are less than 100. N/A is shown where the base number of responses is less than 10 during the period. % is calculated as Quantity/Base number*100

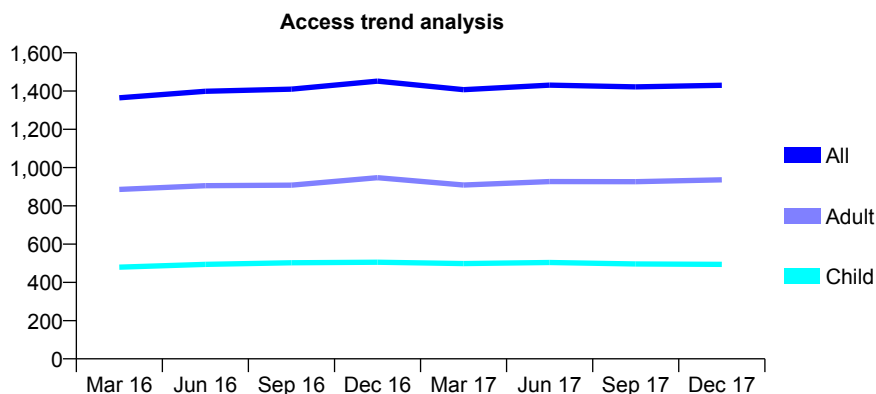
Q61 - Vital Signs At a Glance Contract Report for 643513/0001 - December 2017

Name or company name	MR JB RAVAL
Contract type name	GDS Contract
Purpose of contract	General
Contract start date	01/04/2006
Contract end date	

17/18 Contracted general activity (UDA)	6,014
Carry forward general activity (UDA)	-120
17/18 Contracted orthodontic activity (UOA)	0
Carry forward orthodontic activity (UOA)	0
Baseline contract value	£190,728.08

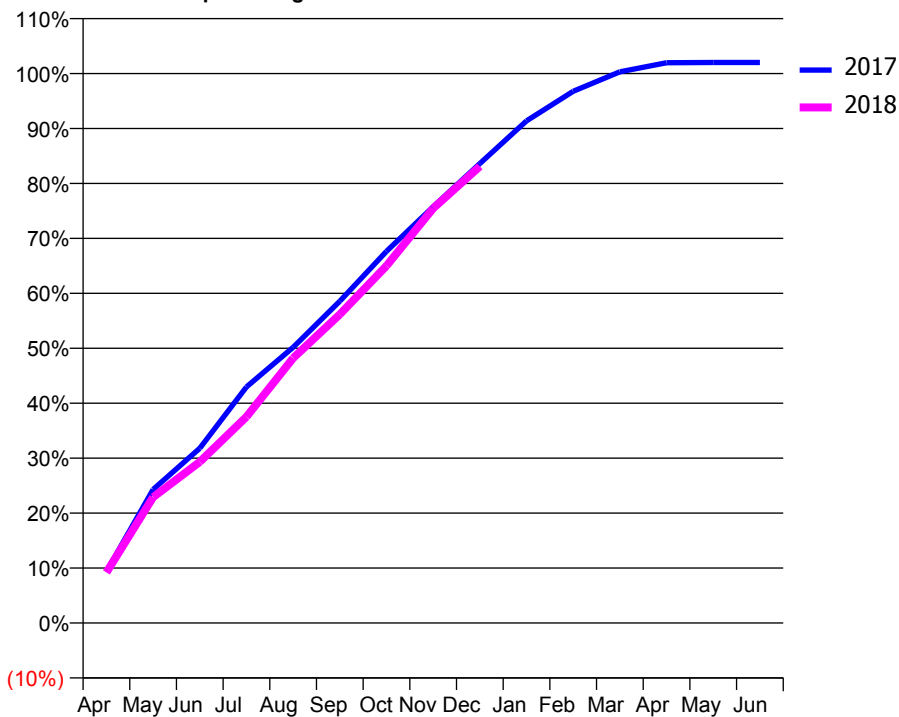
ACCESS*

Patients seen in 24 months	Total	Change since previous quarter
Quarter ending December 2016	1,452	
Quarter ending March 2017	1,407	↓
Quarter ending June 2017	1,431	→
Quarter ending September 2017	1,422	→
Quarter ending December 2017	1,430	→
Variance since December 2016	(1.5%)	↓



ACTIVITY

Cumulative percentage of contracted UDA delivered 2017 & 2018



Month	Adjusted Scheduled Activity (UDA)	
	2017	2018
April	563	553
May	1,461	1,376
June	1,913	1,764
July	2,585	2,258
August	3,017	2,900
September	3,523	3,378
October	4,068	3,908
November	4,556	4,539
December	5,029	4,997
January	5,495	
February	5,819	
March	6,033	
April	6,131	
May	6,134	
June	6,134	

QUALITY

	Quantity	Base Number	Contract	AT	Region	England
% of FP17s for the same patient ID Re-attending within 3 months - Children	18	529	3.4%	10.5%	11.6%	12.0%
% of FP17s for the same patient ID Re-attending within 3 months - Adults	28	845	3.3%	16.0%	16.7%	15.9%
% of FP17s for the same patient ID Re-attending between 3 & 9 months - Children	290	529	54.8%	42.9%	47.3%	58.0%
% of FP17s for the same patient ID Re-attending between 3 & 9 months - Adults	444	845	52.5%	35.8%	38.3%	50.5%
% of FP17s for Band 1 Urgent Courses	31	1,317	2.4%	10.8%	10.5%	9.0%
% of FP17s Relating to Free Repair or Replacements	0	1,317	0.0%	0.5%	0.6%	0.8%
% of FP17s Relating to Continuations	0	1,317	0.0%	0.7%	0.8%	1.1%
% of Patients satisfied with the dentistry they have received	3	5	N/A	88.9%	89.0%	91.5%
% of Patients satisfied with the time they had to wait for an appointment	4	5	N/A	81.7%	84.2%	87.9%

* This is based on patients treated on this contract for their most recent course of treatment. Figures in italics indicate the base number of FP17s or Patient Questionnaire responses are less than 100. N/A is shown where the base number of responses is less than 10 during the period. % is calculated as Quantity/Base number*100

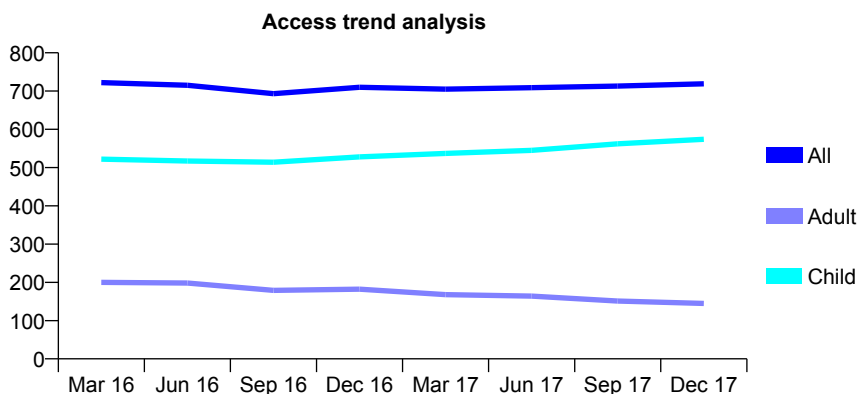
Q61 - Vital Signs At a Glance Contract Report for 644889/0001 - December 2017

Name or company name	MR C RISOLI
Contract type name	GDS Contract
Purpose of contract	General
Contract start date	01/04/2006
Contract end date	

17/18 Contracted general activity (UDA)	1,488
Carry forward general activity (UDA)	0
17/18 Contracted orthodontic activity (UOA)	0
Carry forward orthodontic activity (UOA)	0
Baseline contract value	£51,272.01

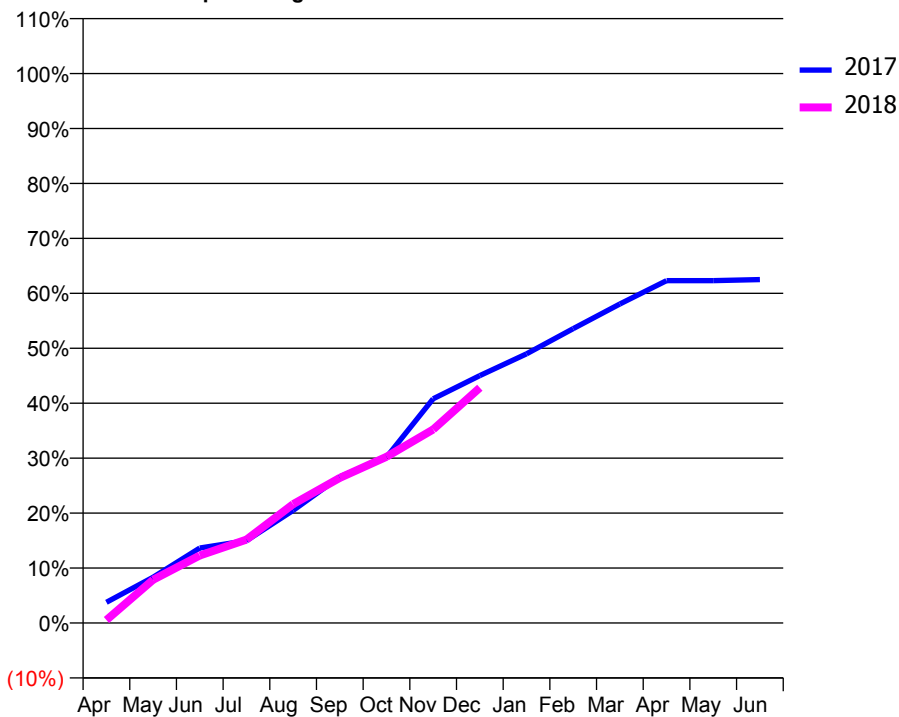
ACCESS*

Patients seen in 24 months	Total	Change since previous quarter
Quarter ending December 2016	710	
Quarter ending March 2017	705	→
Quarter ending June 2017	709	→
Quarter ending September 2017	713	→
Quarter ending December 2017	719	→
Variance since December 2016	1.3%	→



ACTIVITY

Cumulative percentage of contracted UDA delivered 2017 & 2018



Month	Adjusted Scheduled Activity (UDA)	
	2017	2018
April	56	8
May	124	117
June	203	183
July	223	226
August	305	322
September	396	393
October	449	450
November	607	524
December	670	637
January	729	
February	797	
March	864	
April	927	
May	927	
June	930	

QUALITY

	Quantity	Base Number	Contract	AT	Region	England
% of FP17s for the same patient ID Re-attending within 3 months - Children	28	449	6.2%	10.5%	11.6%	12.0%
% of FP17s for the same patient ID Re-attending within 3 months - Adults	4	83	4.8%	16.0%	16.7%	15.9%
% of FP17s for the same patient ID Re-attending between 3 & 9 months - Children	130	449	29.0%	42.9%	47.3%	58.0%
% of FP17s for the same patient ID Re-attending between 3 & 9 months - Adults	23	83	27.7%	35.8%	38.3%	50.5%
% of FP17s for Band 1 Urgent Courses	0	487	0.0%	10.8%	10.5%	9.0%
% of FP17s Relating to Free Repair or Replacements	0	487	0.0%	0.5%	0.6%	0.8%
% of FP17s Relating to Continuations	7	487	1.4%	0.7%	0.8%	1.1%
% of Patients satisfied with the dentistry they have received	1	1	N/A	88.9%	89.0%	91.5%
% of Patients satisfied with the time they had to wait for an appointment	1	1	N/A	81.7%	84.2%	87.9%

* This is based on patients treated on this contract for their most recent course of treatment. Figures in italics indicate the base number of FP17s or Patient Questionnaire responses are less than 100. N/A is shown where the base number of responses is less than 10 during the period. % is calculated as Quantity/Base number*100

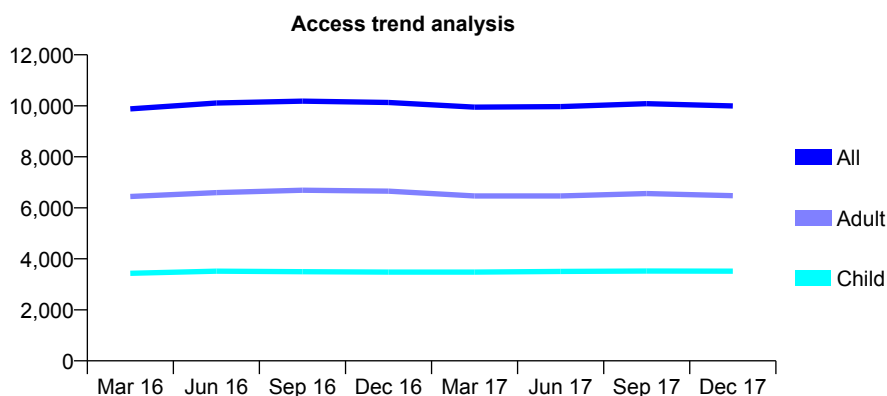
Q61 - Vital Signs At a Glance Contract Report for 650242/0001 - December 2017

Name or company name	MR H SHAH
Contract type name	GDS Contract
Purpose of contract	General and Orthodontic
Contract start date	01/04/2006
Contract end date	

17/18 Contracted general activity (UDA)	27,477
Carry forward general activity (UDA)	-358
17/18 Contracted orthodontic activity (UOA)	1,314
Carry forward orthodontic activity (UOA)	-26
Baseline contract value	£897,033.95

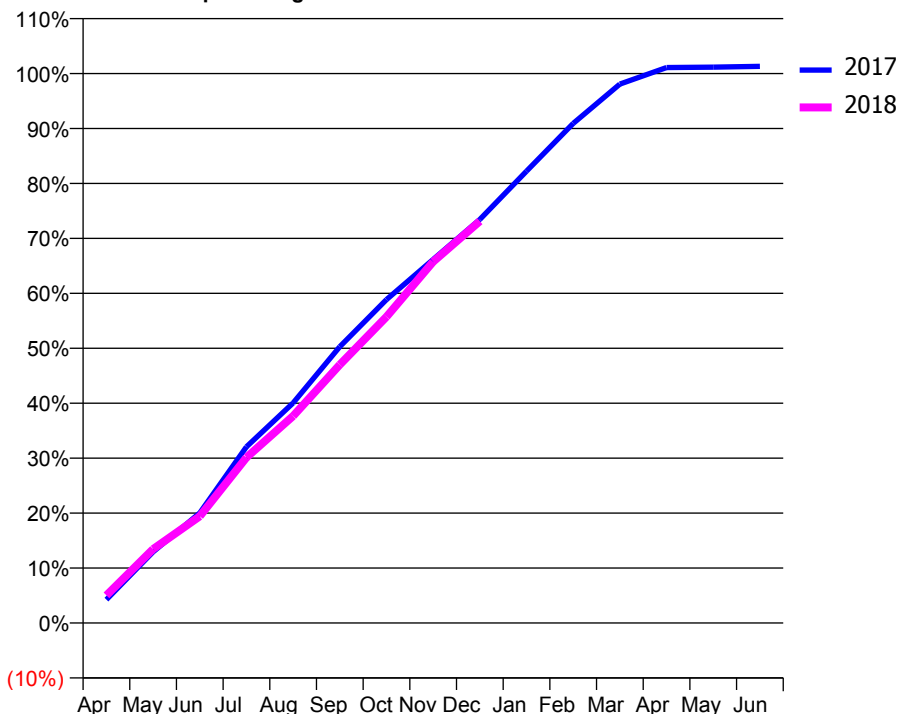
ACCESS*

Patients seen in 24 months	Total	Change since previous quarter
Quarter ending December 2016	10,132	
Quarter ending March 2017	9,947	↓
Quarter ending June 2017	9,970	→
Quarter ending September 2017	10,083	→
Quarter ending December 2017	9,993	→
Variance since December 2016	(1.4%)	↓



ACTIVITY

Cumulative percentage of contracted UDA delivered 2017 & 2018



Month	Adjusted Scheduled Activity (UDA)	
	2017	2018
April	1,168	1,385
May	3,556	3,698
June	5,501	5,339
July	8,810	8,277
August	11,003	10,352
September	13,822	12,920
October	16,170	15,313
November	18,177	18,067
December	20,179	20,094
January	22,596	
February	24,982	
March	26,949	
April	27,773	
May	27,793	
June	27,835	

QUALITY

	Quantity	Base Number	Contract	AT	Region	England
% of FP17s for the same patient ID Re-attending within 3 months - Children	451	3,171	14.2%	10.5%	11.6%	12.0%
% of FP17s for the same patient ID Re-attending within 3 months - Adults	688	4,599	15.0%	16.0%	16.7%	15.9%
% of FP17s for the same patient ID Re-attending between 3 & 9 months - Children	891	3,171	28.1%	42.9%	47.3%	58.0%
% of FP17s for the same patient ID Re-attending between 3 & 9 months - Adults	1,124	4,599	24.4%	35.8%	38.3%	50.5%
% of FP17s for Band 1 Urgent Courses	1,144	6,669	17.2%	10.8%	10.5%	9.0%
% of FP17s Relating to Free Repair or Replacements	41	6,669	0.6%	0.5%	0.6%	0.8%
% of FP17s Relating to Continuations	25	6,669	0.4%	0.7%	0.8%	1.1%
% of Patients satisfied with the dentistry they have received	9	11	81.8%	88.9%	89.0%	91.5%
% of Patients satisfied with the time they had to wait for an appointment	8	11	72.7%	81.7%	84.2%	87.9%

* This is based on patients treated on this contract for their most recent course of treatment. Figures in italics indicate the base number of FP17s or Patient Questionnaire responses are less than 100. N/A is shown where the base number of responses is less than 10 during the period. % is calculated as Quantity/Base number*100

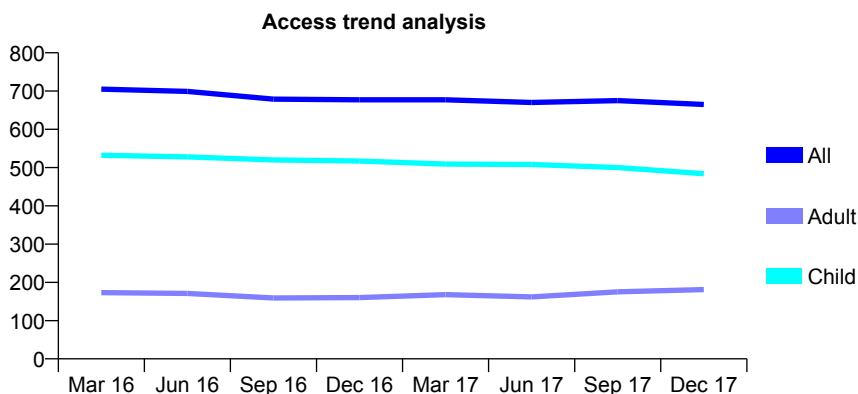
Q61 - Vital Signs At a Glance Contract Report for 650439/0001 - December 2017

Name or company name	MISS F AZIZ
Contract type name	GDS Contract
Purpose of contract	General
Contract start date	01/01/2013
Contract end date	

17/18 Contracted general activity (UDA)	1,461
Carry forward general activity (UDA)	-15
17/18 Contracted orthodontic activity (UOA)	0
Carry forward orthodontic activity (UOA)	0
Baseline contract value	£33,807.04

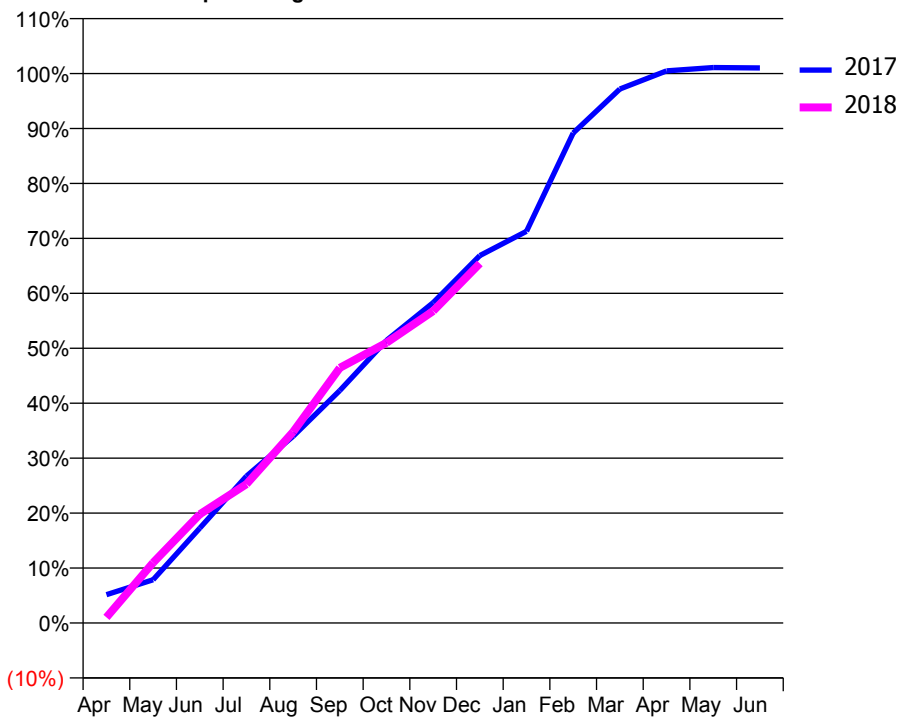
ACCESS*

Patients seen in 24 months	Total	Change since previous quarter
Quarter ending December 2016	677	
Quarter ending March 2017	677	→
Quarter ending June 2017	670	↓
Quarter ending September 2017	675	→
Quarter ending December 2017	665	↓
Variance since December 2016	(1.8%)	↓



ACTIVITY

Cumulative percentage of contracted UDA delivered 2017 & 2018



Month	Adjusted Scheduled Activity (UDA)	
	2017	2018
April	75	15
May	115	160
June	252	289
July	390	369
August	496	508
September	618	678
October	751	745
November	852	830
December	977	956
January	1,042	
February	1,303	
March	1,420	
April	1,468	
May	1,477	
June	1,476	

QUALITY

	Quantity	Base Number	Contract	AT	Region	England
% of FP17s for the same patient ID Re-attending within 3 months - Children	44	577	7.6%	10.5%	11.6%	12.0%
% of FP17s for the same patient ID Re-attending within 3 months - Adults	8	113	7.1%	16.0%	16.7%	15.9%
% of FP17s for the same patient ID Re-attending between 3 & 9 months - Children	383	577	66.4%	42.9%	47.3%	58.0%
% of FP17s for the same patient ID Re-attending between 3 & 9 months - Adults	54	113	47.8%	35.8%	38.3%	50.5%
% of FP17s for Band 1 Urgent Courses	25	664	3.8%	10.8%	10.5%	9.0%
% of FP17s Relating to Free Repair or Replacements	0	664	0.0%	0.5%	0.6%	0.8%
% of FP17s Relating to Continuations	1	664	0.2%	0.7%	0.8%	1.1%
% of Patients satisfied with the dentistry they have received	1	1	N/A	88.9%	89.0%	91.5%
% of Patients satisfied with the time they had to wait for an appointment	1	1	N/A	81.7%	84.2%	87.9%

* This is based on patients treated on this contract for their most recent course of treatment. Figures in italics indicate the base number of FP17s or Patient Questionnaire responses are less than 100. N/A is shown where the base number of responses is less than 10 during the period. % is calculated as Quantity/Base number*100

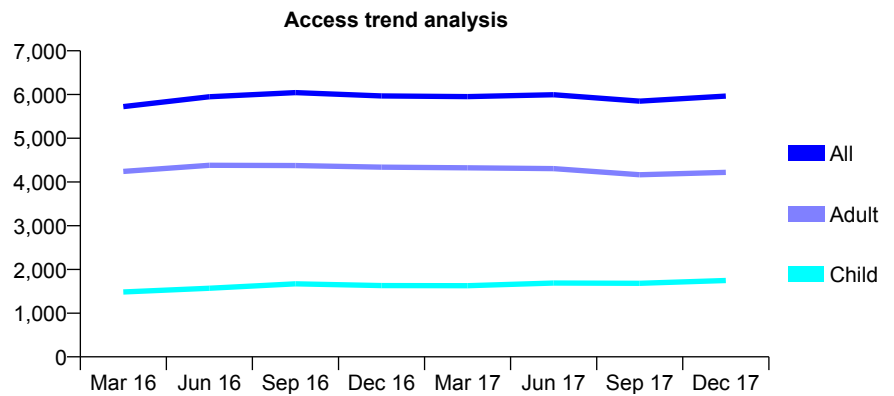
Q61 - Vital Signs At a Glance Contract Report for 650730/0001 - December 2017

Name or company name	Whitechapel Dental Centre
Contract type name	GDS Contract
Purpose of contract	General
Contract start date	01/04/2006
Contract end date	

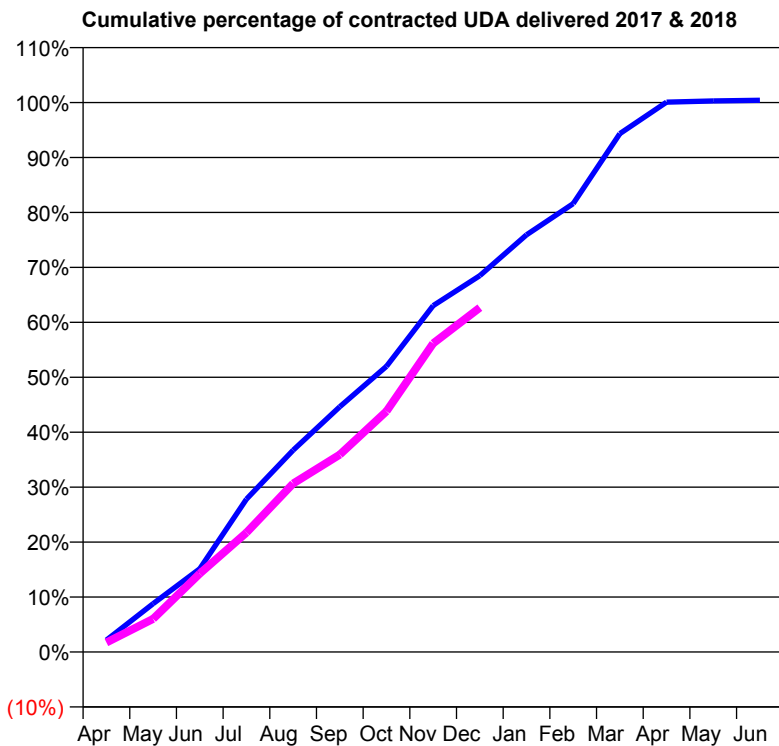
17/18 Contracted general activity (UDA)	21,524
Carry forward general activity (UDA)	-89
17/18 Contracted orthodontic activity (UOA)	0
Carry forward orthodontic activity (UOA)	0
Baseline contract value	£713,123.44

ACCESS*

Patients seen in 24 months	Total	Change since previous quarter
Quarter ending December 2016	5,968	
Quarter ending March 2017	5,953	→
Quarter ending June 2017	5,994	→
Quarter ending September 2017	5,849	↓
Quarter ending December 2017	5,964	→
Variance since December 2016	(0.1%)	→



ACTIVITY



Month	Adjusted Scheduled Activity (UDA)	
	2017	2018
April	469	374
May	1,895	1,300
June	3,264	3,073
July	5,987	4,675
August	7,905	6,602
September	9,607	7,734
October	11,190	9,431
November	13,569	12,090
December	14,744	13,487
January	16,341	
February	17,561	
March	20,307	
April	21,539	
May	21,586	
June	21,613	

QUALITY

	Quantity	Base Number	Contract	AT	Region	England
% of FP17s for the same patient ID Re-attending within 3 months - Children	157	1,398	11.2%	10.5%	11.6%	12.0%
% of FP17s for the same patient ID Re-attending within 3 months - Adults	678	3,338	20.3%	16.0%	16.7%	15.9%
% of FP17s for the same patient ID Re-attending between 3 & 9 months - Children	316	1,398	22.6%	42.9%	47.3%	58.0%
% of FP17s for the same patient ID Re-attending between 3 & 9 months - Adults	666	3,338	20.0%	35.8%	38.3%	50.5%
% of FP17s for Band 1 Urgent Courses	962	4,139	23.2%	10.8%	10.5%	9.0%
% of FP17s Relating to Free Repair or Replacements	15	4,139	0.4%	0.5%	0.6%	0.8%
% of FP17s Relating to Continuations	46	4,139	1.1%	0.7%	0.8%	1.1%
% of Patients satisfied with the dentistry they have received	2	2	N/A	88.9%	89.0%	91.5%
% of Patients satisfied with the time they had to wait for an appointment	1	2	N/A	81.7%	84.2%	87.9%

* This is based on patients treated on this contract for their most recent course of treatment. Figures in italics indicate the base number of FP17s or Patient Questionnaire responses are less than 100. N/A is shown where the base number of responses is less than 10 during the period. % is calculated as Quantity/Base number*100

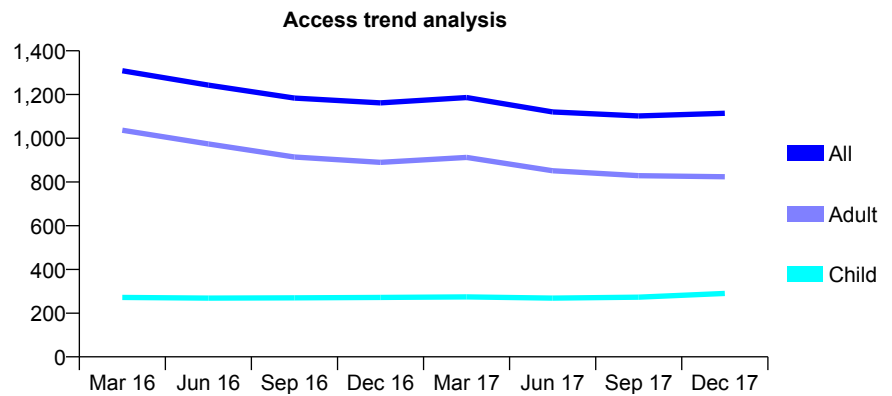
Q61 - Vital Signs At a Glance Contract Report for 656542/0001 - December 2017

Name or company name	MR JS SURDHAR
Contract type name	GDS Contract
Purpose of contract	General
Contract start date	01/04/2006
Contract end date	

17/18 Contracted general activity (UDA)	3,268
Carry forward general activity (UDA)	115
17/18 Contracted orthodontic activity (UOA)	0
Carry forward orthodontic activity (UOA)	0
Baseline contract value	£114,066.67

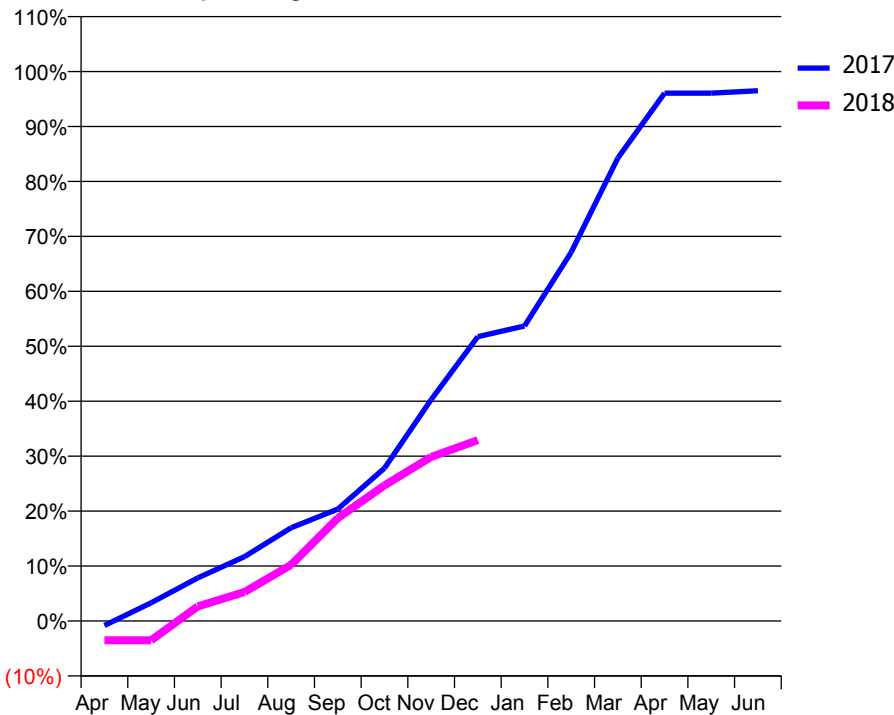
ACCESS*

Patients seen in 24 months	Total	Change since previous quarter
Quarter ending December 2016	1,162	
Quarter ending March 2017	1,186	↑
Quarter ending June 2017	1,120	↓
Quarter ending September 2017	1,102	↓
Quarter ending December 2017	1,114	→
Variance since December 2016	(4.1%)	↓



ACTIVITY

Cumulative percentage of contracted UDA delivered 2017 & 2018



Month	Adjusted Scheduled Activity (UDA)	
	2017	2018
April	-27	-115
May	108	-115
June	256	87
July	383	172
August	554	335
September	666	612
October	909	807
November	1,317	976
December	1,691	1,076
January	1,755	
February	2,193	
March	2,754	
April	3,139	
May	3,139	
June	3,153	

QUALITY

	Quantity	Base Number	Contract	AT	Region	England
% of FP17s for the same patient ID Re-attending within 3 months - Children	14	201	7.0%	10.5%	11.6%	12.0%
% of FP17s for the same patient ID Re-attending within 3 months - Adults	72	442	16.3%	16.0%	16.7%	15.9%
% of FP17s for the same patient ID Re-attending between 3 & 9 months - Children	63	201	31.3%	42.9%	47.3%	58.0%
% of FP17s for the same patient ID Re-attending between 3 & 9 months - Adults	98	442	22.2%	35.8%	38.3%	50.5%
% of FP17s for Band 1 Urgent Courses	108	558	19.4%	10.8%	10.5%	9.0%
% of FP17s Relating to Free Repair or Replacements	0	558	0.0%	0.5%	0.6%	0.8%
% of FP17s Relating to Continuations	0	558	0.0%	0.7%	0.8%	1.1%
% of Patients satisfied with the dentistry they have received	0	0	N/A	88.9%	89.0%	91.5%
% of Patients satisfied with the time they had to wait for an appointment	0	0	N/A	81.7%	84.2%	87.9%

* This is based on patients treated on this contract for their most recent course of treatment. Figures in italics indicate the base number of FP17s or Patient Questionnaire responses are less than 100. N/A is shown where the base number of responses is less than 10 during the period. % is calculated as Quantity/Base number*100

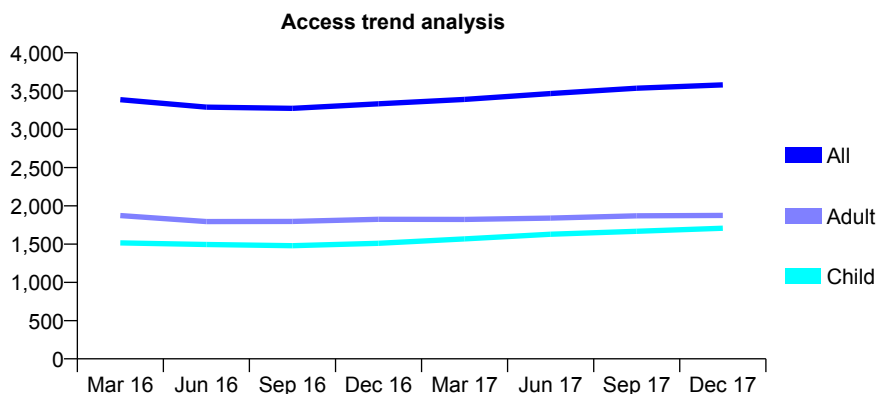
Q61 - Vital Signs At a Glance Contract Report for 661074/0002 - December 2017

Name or company name	MR SA TAVACKOLLI FARD
Contract type name	GDS Contract
Purpose of contract	General
Contract start date	01/04/2006
Contract end date	

17/18 Contracted general activity (UDA)	11,281
Carry forward general activity (UDA)	-129
17/18 Contracted orthodontic activity (UOA)	0
Carry forward orthodontic activity (UOA)	0
Baseline contract value	£293,045.12

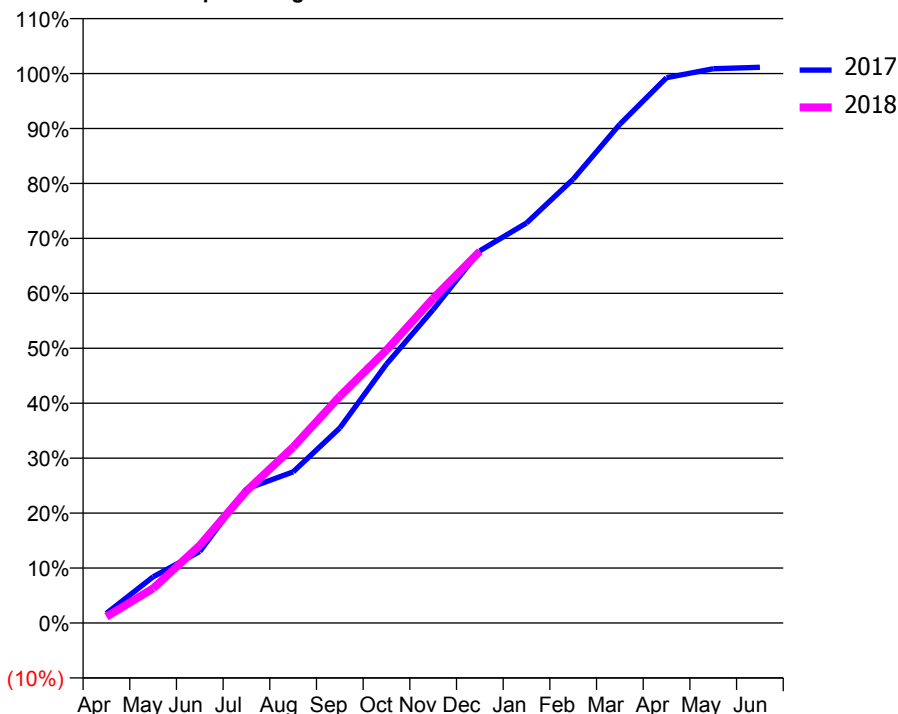
ACCESS*

Patients seen in 24 months	Total	Change since previous quarter
Quarter ending December 2016	3,334	
Quarter ending March 2017	3,391	→
Quarter ending June 2017	3,468	↑
Quarter ending September 2017	3,537	→
Quarter ending December 2017	3,581	→
Variance since December 2016	7.4%	↑



ACTIVITY

Cumulative percentage of contracted UDA delivered 2017 & 2018



Month	Adjusted Scheduled Activity (UDA)	
	2017	2018
April	198	129
May	950	709
June	1,470	1,596
July	2,752	2,712
August	3,104	3,613
September	4,004	4,654
October	5,315	5,602
November	6,435	6,664
December	7,643	7,631
January	8,213	
February	9,111	
March	10,240	
April	11,196	
May	11,379	
June	11,410	

QUALITY

	Quantity	Base Number	Contract	AT	Region	England
% of FP17s for the same patient ID Re-attending within 3 months - Children	41	1,279	3.2%	10.5%	11.6%	12.0%
% of FP17s for the same patient ID Re-attending within 3 months - Adults	103	1,251	8.2%	16.0%	16.7%	15.9%
% of FP17s for the same patient ID Re-attending between 3 & 9 months - Children	425	1,279	33.2%	42.9%	47.3%	58.0%
% of FP17s for the same patient ID Re-attending between 3 & 9 months - Adults	331	1,251	26.5%	35.8%	38.3%	50.5%
% of FP17s for Band 1 Urgent Courses	124	2,218	5.6%	10.8%	10.5%	9.0%
% of FP17s Relating to Free Repair or Replacements	0	2,218	0.0%	0.5%	0.6%	0.8%
% of FP17s Relating to Continuations	0	2,218	0.0%	0.7%	0.8%	1.1%
% of Patients satisfied with the dentistry they have received	1	2	N/A	88.9%	89.0%	91.5%
% of Patients satisfied with the time they had to wait for an appointment	2	2	N/A	81.7%	84.2%	87.9%

* This is based on patients treated on this contract for their most recent course of treatment. Figures in italics indicate the base number of FP17s or Patient Questionnaire responses are less than 100. N/A is shown where the base number of responses is less than 10 during the period. % is calculated as Quantity/Base number*100

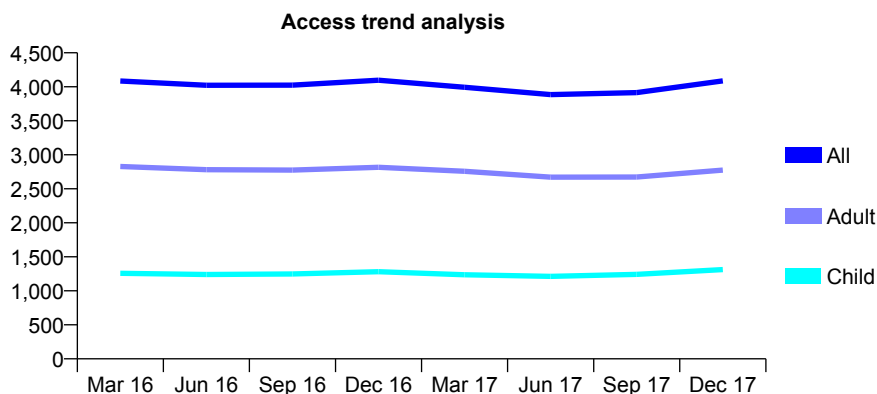
Q61 - Vital Signs At a Glance Contract Report for 673005/0001 - December 2017

Name or company name	MR C TAN
Contract type name	GDS Contract
Purpose of contract	General
Contract start date	01/04/2006
Contract end date	

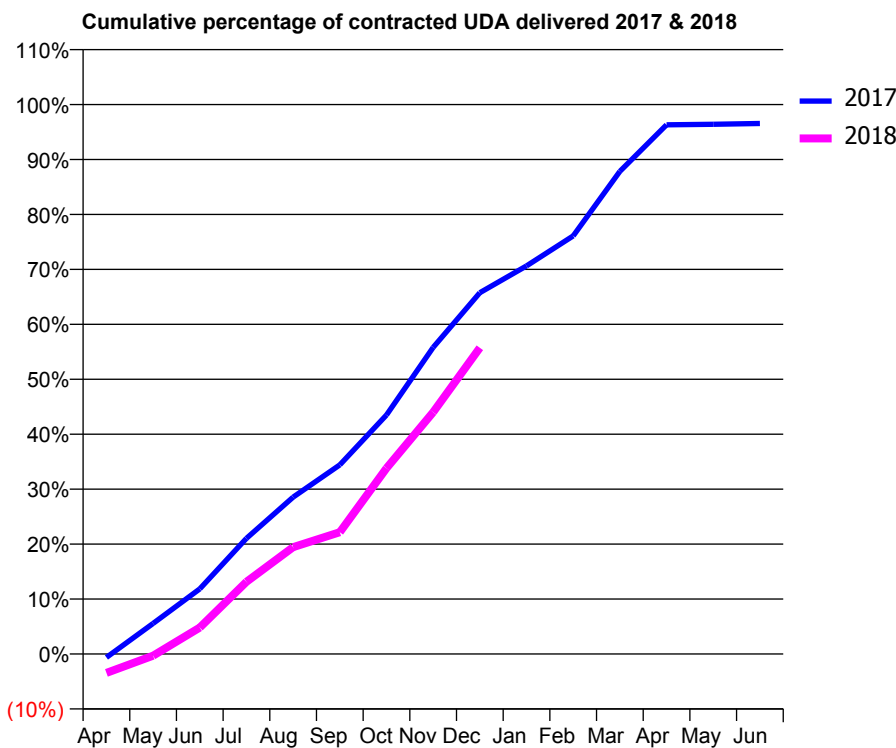
17/18 Contracted general activity (UDA)	11,571
Carry forward general activity (UDA)	399
17/18 Contracted orthodontic activity (UOA)	0
Carry forward orthodontic activity (UOA)	0
Baseline contract value	£437,866.17

ACCESS*

Patients seen in 24 months	Total	Change since previous quarter
Quarter ending December 2016	4,098	
Quarter ending March 2017	3,994	↓
Quarter ending June 2017	3,885	↓
Quarter ending September 2017	3,915	→
Quarter ending December 2017	4,087	↑
Variance since December 2016	(0.3%)	→



ACTIVITY



Month	Adjusted Scheduled Activity (UDA)	
	2017	2018
April	-73	-399
May	644	-39
June	1,371	556
July	2,437	1,522
August	3,305	2,252
September	3,982	2,565
October	5,033	3,913
November	6,457	5,092
December	7,609	6,449
January	8,171	
February	8,803	
March	10,163	
April	11,144	
May	11,156	
June	11,172	

QUALITY

	Quantity	Base Number	Contract	AT	Region	England
% of FP17s for the same patient ID Re-attending within 3 months - Children	38	870	4.4%	10.5%	11.6%	12.0%
% of FP17s for the same patient ID Re-attending within 3 months - Adults	233	1,896	12.3%	16.0%	16.7%	15.9%
% of FP17s for the same patient ID Re-attending between 3 & 9 months - Children	162	870	18.6%	42.9%	47.3%	58.0%
% of FP17s for the same patient ID Re-attending between 3 & 9 months - Adults	580	1,896	30.6%	35.8%	38.3%	50.5%
% of FP17s for Band 1 Urgent Courses	119	2,513	4.7%	10.8%	10.5%	9.0%
% of FP17s Relating to Free Repair or Replacements	12	2,513	0.5%	0.5%	0.6%	0.8%
% of FP17s Relating to Continuations	82	2,513	3.3%	0.7%	0.8%	1.1%
% of Patients satisfied with the dentistry they have received	3	3	N/A	88.9%	89.0%	91.5%
% of Patients satisfied with the time they had to wait for an appointment	3	3	N/A	81.7%	84.2%	87.9%

* This is based on patients treated on this contract for their most recent course of treatment. Figures in italics indicate the base number of FP17s or Patient Questionnaire responses are less than 100. N/A is shown where the base number of responses is less than 10 during the period. % is calculated as Quantity/Base number*100

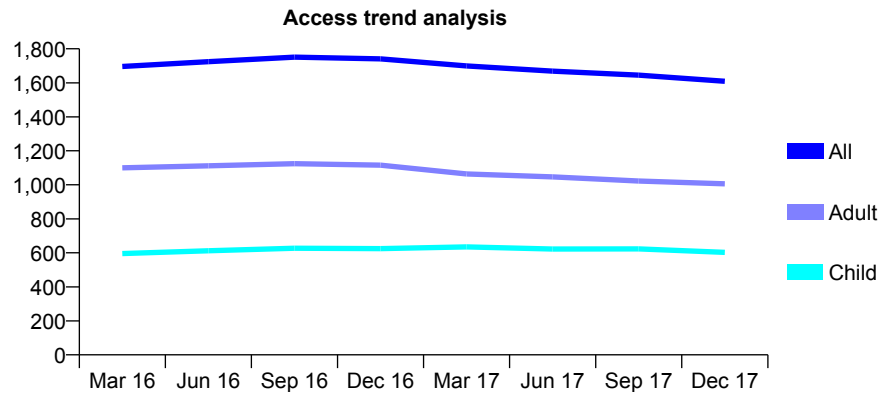
Q61 - Vital Signs At a Glance Contract Report for 673390/0001 - December 2017

Name or company name	MR A KOUCHEKIAN SABOUR
Contract type name	GDS Contract
Purpose of contract	General
Contract start date	01/04/2006
Contract end date	

17/18 Contracted general activity (UDA)	6,846
Carry forward general activity (UDA)	-39
17/18 Contracted orthodontic activity (UOA)	0
Carry forward orthodontic activity (UOA)	0
Baseline contract value	£205,735.86

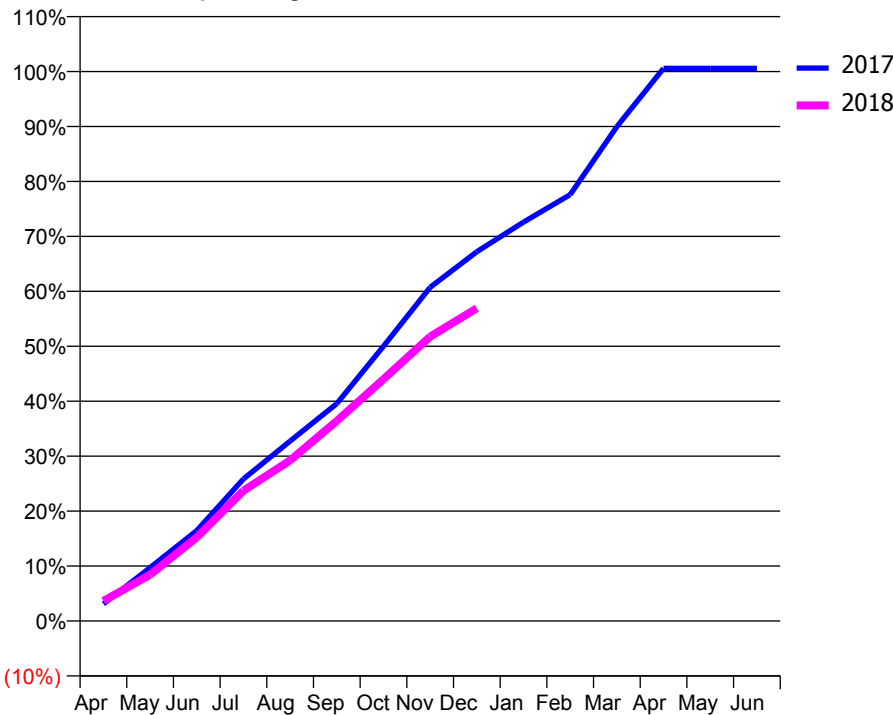
ACCESS*

Patients seen in 24 months	Total	Change since previous quarter
Quarter ending December 2016	1,741	
Quarter ending March 2017	1,699	↓
Quarter ending June 2017	1,669	↓
Quarter ending September 2017	1,645	↓
Quarter ending December 2017	1,609	↓
Variance since December 2016	(7.6%)	↓



ACTIVITY

Cumulative percentage of contracted UDA delivered 2017 & 2018



Month	Adjusted Scheduled Activity (UDA)	
	2017	2018
April	214	249
May	665	577
June	1,128	1,043
July	1,770	1,624
August	2,241	2,001
September	2,709	2,493
October	3,422	3,012
November	4,157	3,542
December	4,600	3,897
January	4,970	
February	5,313	
March	6,160	
April	6,885	
May	6,885	
June	6,885	

QUALITY

	Quantity	Base Number	Contract	AT	Region	England
% of FP17s for the same patient ID Re-attending within 3 months - Children	39	645	6.0%	10.5%	11.6%	12.0%
% of FP17s for the same patient ID Re-attending within 3 months - Adults	117	866	13.5%	16.0%	16.7%	15.9%
% of FP17s for the same patient ID Re-attending between 3 & 9 months - Children	443	645	68.7%	42.9%	47.3%	58.0%
% of FP17s for the same patient ID Re-attending between 3 & 9 months - Adults	448	866	51.7%	35.8%	38.3%	50.5%
% of FP17s for Band 1 Urgent Courses	204	1,357	15.0%	10.8%	10.5%	9.0%
% of FP17s Relating to Free Repair or Replacements	0	1,357	0.0%	0.5%	0.6%	0.8%
% of FP17s Relating to Continuations	0	1,357	0.0%	0.7%	0.8%	1.1%
% of Patients satisfied with the dentistry they have received	1	1	N/A	88.9%	89.0%	91.5%
% of Patients satisfied with the time they had to wait for an appointment	1	1	N/A	81.7%	84.2%	87.9%

* This is based on patients treated on this contract for their most recent course of treatment. Figures in italics indicate the base number of FP17s or Patient Questionnaire responses are less than 100. N/A is shown where the base number of responses is less than 10 during the period. % is calculated as Quantity/Base number*100

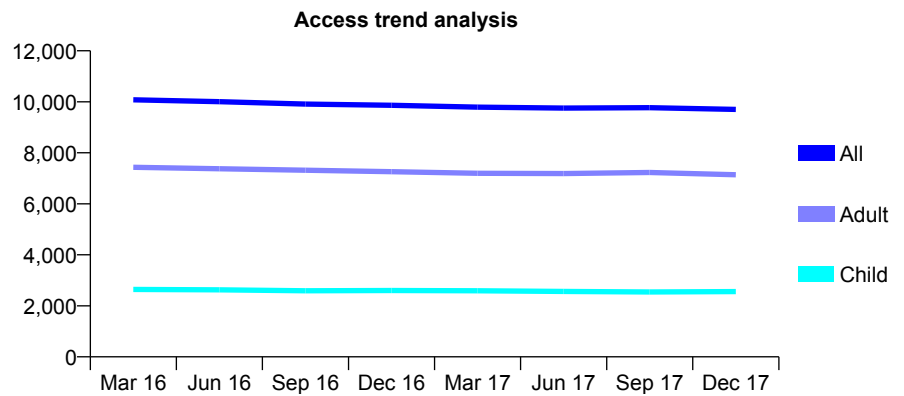
Q61 - Vital Signs At a Glance Contract Report for 673943/0001 - December 2017

Name or company name	Pashazadeh, Moghadam and Moghaddam
Contract type name	GDS Contract
Purpose of contract	General
Contract start date	01/04/2006
Contract end date	

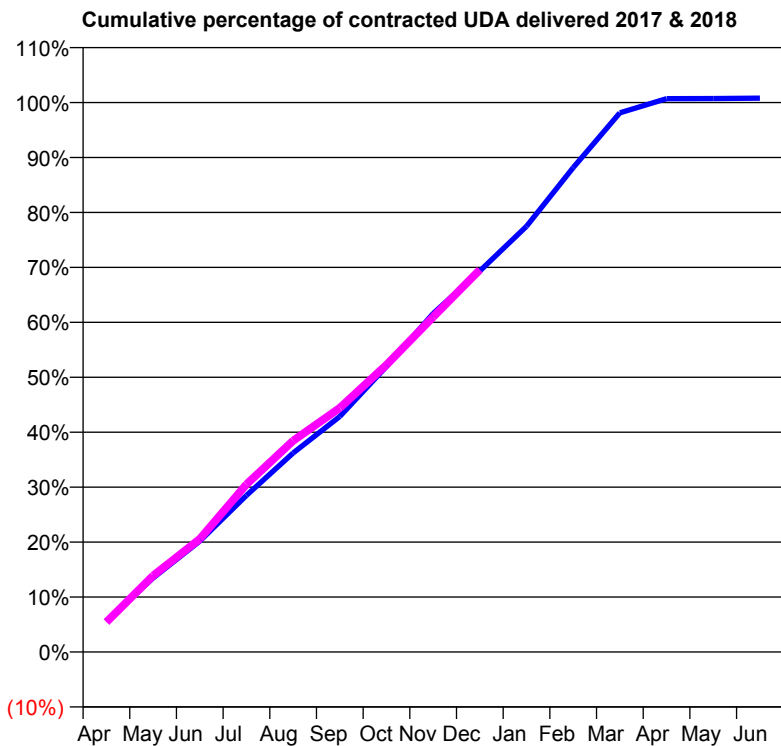
17/18 Contracted general activity (UDA)	33,784
Carry forward general activity (UDA)	-265
17/18 Contracted orthodontic activity (UOA)	0
Carry forward orthodontic activity (UOA)	0
Baseline contract value	£1,082,228.75

ACCESS*

Patients seen in 24 months	Total	Change since previous quarter
Quarter ending December 2016	9,862	
Quarter ending March 2017	9,791	→
Quarter ending June 2017	9,752	→
Quarter ending September 2017	9,770	→
Quarter ending December 2017	9,701	→
Variance since December 2016	(1.6%)	↓



ACTIVITY



Month	Adjusted Scheduled Activity (UDA)	
	2017	2018
April	1,903	1,842
May	4,556	4,697
June	6,815	6,947
July	9,630	10,305
August	12,235	12,993
September	14,480	15,006
October	17,557	17,659
November	20,810	20,600
December	23,429	23,500
January	26,177	
February	29,778	
March	33,146	
April	34,021	
May	34,030	
June	34,049	

QUALITY

	Quantity	Base Number	Contract	AT	Region	England
% of FP17s for the same patient ID Re-attending within 3 months - Children	204	1,873	10.9%	10.5%	11.6%	12.0%
% of FP17s for the same patient ID Re-attending within 3 months - Adults	987	5,441	18.1%	16.0%	16.7%	15.9%
% of FP17s for the same patient ID Re-attending between 3 & 9 months - Children	636	1,873	34.0%	42.9%	47.3%	58.0%
% of FP17s for the same patient ID Re-attending between 3 & 9 months - Adults	1,864	5,441	34.3%	35.8%	38.3%	50.5%
% of FP17s for Band 1 Urgent Courses	1,257	6,996	18.0%	10.8%	10.5%	9.0%
% of FP17s Relating to Free Repair or Replacements	17	6,996	0.2%	0.5%	0.6%	0.8%
% of FP17s Relating to Continuations	3	6,996	0.0%	0.7%	0.8%	1.1%
% of Patients satisfied with the dentistry they have received	7	8	N/A	88.9%	89.0%	91.5%
% of Patients satisfied with the time they had to wait for an appointment	6	8	N/A	81.7%	84.2%	87.9%

* This is based on patients treated on this contract for their most recent course of treatment. Figures in italics indicate the base number of FP17s or Patient Questionnaire responses are less than 100. N/A is shown where the base number of responses is less than 10 during the period. % is calculated as Quantity/Base number*100

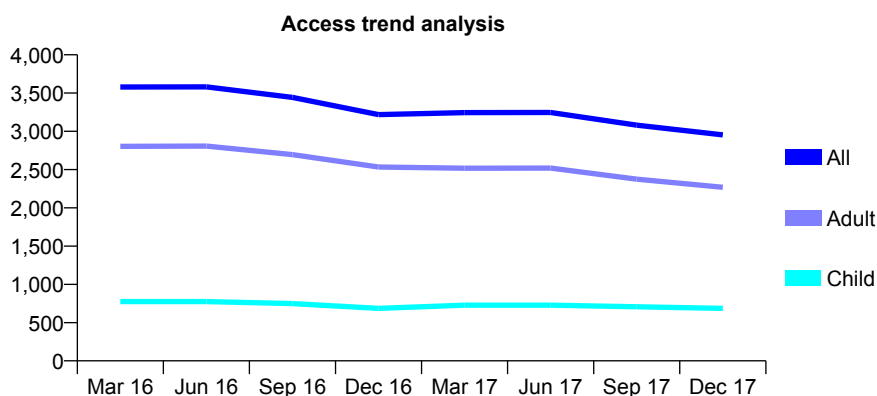
Q61 - Vital Signs At a Glance Contract Report for 675083/0001 - December 2017

Name or company name	MR S TABIBZADEH
Contract type name	GDS Contract
Purpose of contract	General
Contract start date	01/04/2006
Contract end date	

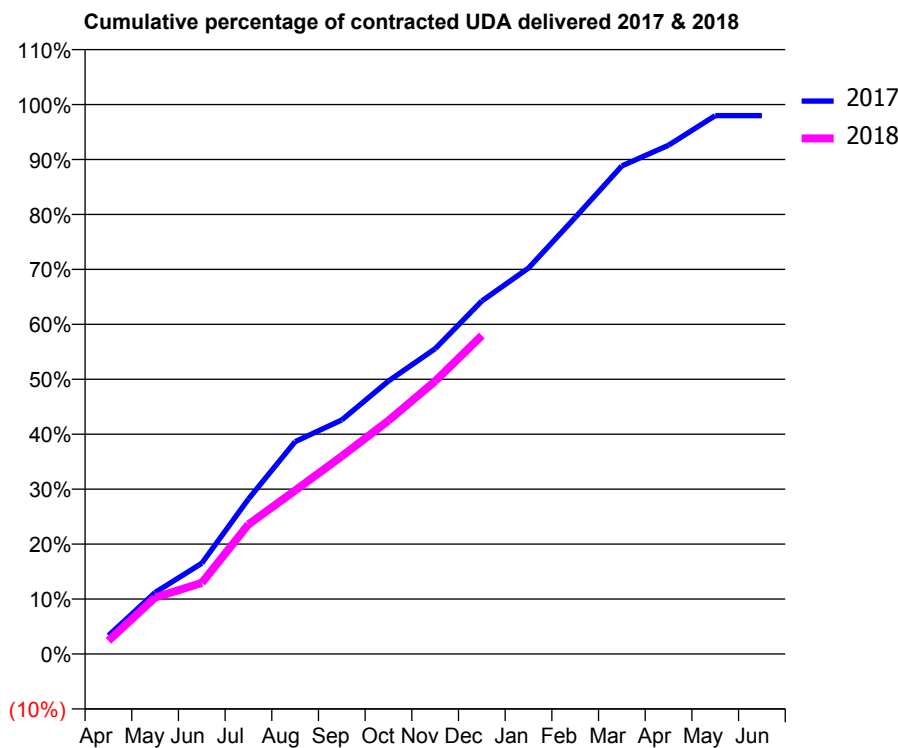
17/18 Contracted general activity (UDA)	13,995
Carry forward general activity (UDA)	0
17/18 Contracted orthodontic activity (UOA)	0
Carry forward orthodontic activity (UOA)	0
Baseline contract value	£494,186.78

ACCESS*

Patients seen in 24 months	Total	Change since previous quarter
Quarter ending December 2016	3,219	
Quarter ending March 2017	3,245	→
Quarter ending June 2017	3,247	→
Quarter ending September 2017	3,080	↓
Quarter ending December 2017	2,953	↓
Variance since December 2016	(8.3%)	↓



ACTIVITY



Month	Adjusted Scheduled Activity (UDA)	
	2017	2018
April	470	338
May	1,568	1,439
June	2,310	1,812
July	3,948	3,304
August	5,410	4,167
September	5,961	5,039
October	6,953	5,946
November	7,776	6,950
December	8,993	8,111
January	9,830	
February	11,116	
March	12,431	
April	12,958	
May	13,711	
June	13,711	

QUALITY

	Quantity	Base Number	Contract	AT	Region	England
% of FP17s for the same patient ID Re-attending within 3 months - Children	22	488	4.5%	10.5%	11.6%	12.0%
% of FP17s for the same patient ID Re-attending within 3 months - Adults	200	1,432	14.0%	16.0%	16.7%	15.9%
% of FP17s for the same patient ID Re-attending between 3 & 9 months - Children	126	488	25.8%	42.9%	47.3%	58.0%
% of FP17s for the same patient ID Re-attending between 3 & 9 months - Adults	391	1,432	27.3%	35.8%	38.3%	50.5%
% of FP17s for Band 1 Urgent Courses	205	1,693	12.1%	10.8%	10.5%	9.0%
% of FP17s Relating to Free Repair or Replacements	0	1,693	0.0%	0.5%	0.6%	0.8%
% of FP17s Relating to Continuations	17	1,693	1.0%	0.7%	0.8%	1.1%
% of Patients satisfied with the dentistry they have received	0	1	N/A	88.9%	89.0%	91.5%
% of Patients satisfied with the time they had to wait for an appointment	1	1	N/A	81.7%	84.2%	87.9%

* This is based on patients treated on this contract for their most recent course of treatment. Figures in italics indicate the base number of FP17s or Patient Questionnaire responses are less than 100. N/A is shown where the base number of responses is less than 10 during the period. % is calculated as Quantity/Base number*100

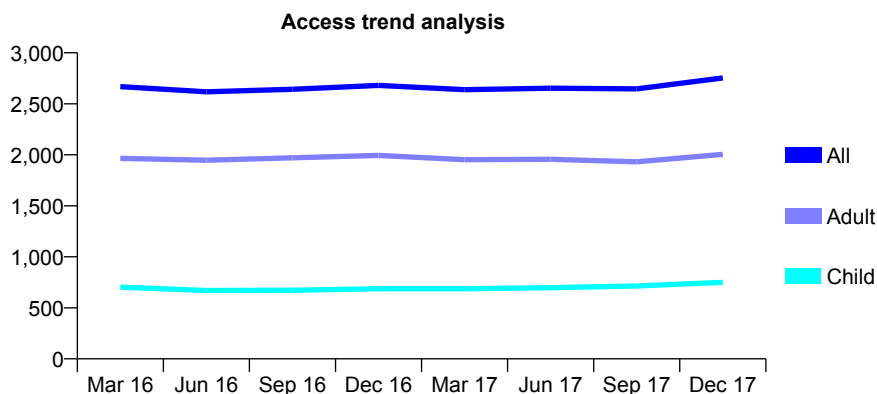
Q61 - Vital Signs At a Glance Contract Report for 677809/0001 - December 2017

Name or company name	MR QM KHALIL
Contract type name	GDS Contract
Purpose of contract	General
Contract start date	01/04/2006
Contract end date	

17/18 Contracted general activity (UDA)	10,923
Carry forward general activity (UDA)	-121
17/18 Contracted orthodontic activity (UOA)	0
Carry forward orthodontic activity (UOA)	0
Baseline contract value	£331,207.37

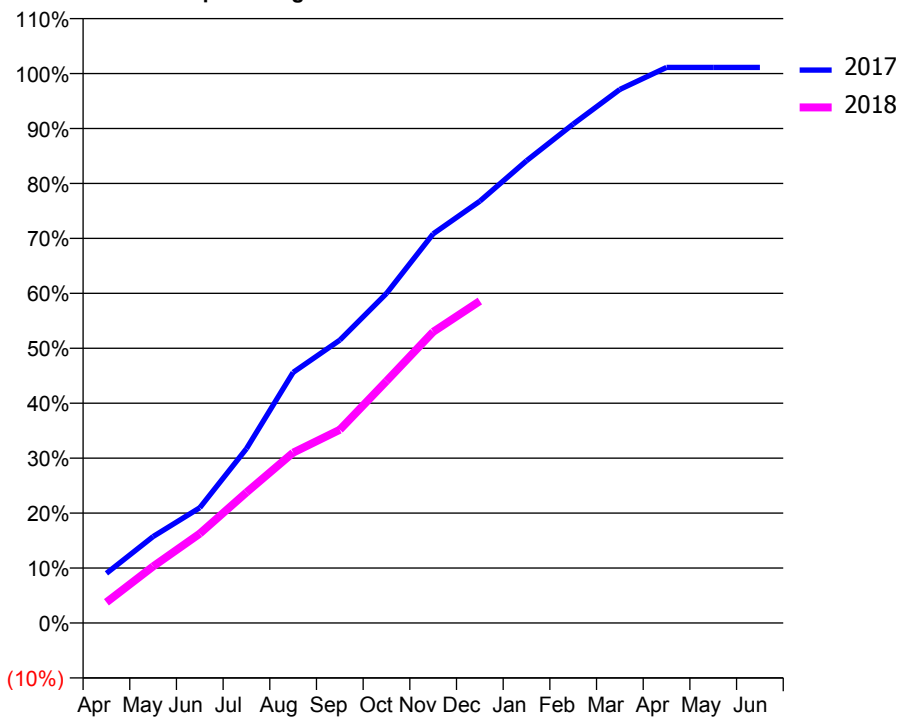
ACCESS*

Patients seen in 24 months	Total	Change since previous quarter
Quarter ending December 2016	2,681	
Quarter ending March 2017	2,639	↓
Quarter ending June 2017	2,653	→
Quarter ending September 2017	2,646	→
Quarter ending December 2017	2,754	↑
Variance since December 2016	2.7%	↑



ACTIVITY

Cumulative percentage of contracted UDA delivered 2017 & 2018



Month	Adjusted Scheduled Activity (UDA)	
	2017	2018
April	988	411
May	1,719	1,124
June	2,292	1,778
July	3,467	2,597
August	4,983	3,387
September	5,623	3,841
October	6,551	4,809
November	7,736	5,788
December	8,385	6,399
January	9,189	
February	9,917	
March	10,606	
April	11,044	
May	11,044	
June	11,044	

QUALITY

	Quantity	Base Number	Contract	AT	Region	England
% of FP17s for the same patient ID Re-attending within 3 months - Children	26	620	4.2%	10.5%	11.6%	12.0%
% of FP17s for the same patient ID Re-attending within 3 months - Adults	170	1,449	11.7%	16.0%	16.7%	15.9%
% of FP17s for the same patient ID Re-attending between 3 & 9 months - Children	218	620	35.2%	42.9%	47.3%	58.0%
% of FP17s for the same patient ID Re-attending between 3 & 9 months - Adults	436	1,449	30.1%	35.8%	38.3%	50.5%
% of FP17s for Band 1 Urgent Courses	169	1,954	8.6%	10.8%	10.5%	9.0%
% of FP17s Relating to Free Repair or Replacements	17	1,954	0.9%	0.5%	0.6%	0.8%
% of FP17s Relating to Continuations	25	1,954	1.3%	0.7%	0.8%	1.1%
% of Patients satisfied with the dentistry they have received	2	2	N/A	88.9%	89.0%	91.5%
% of Patients satisfied with the time they had to wait for an appointment	2	2	N/A	81.7%	84.2%	87.9%

* This is based on patients treated on this contract for their most recent course of treatment. Figures in italics indicate the base number of FP17s or Patient Questionnaire responses are less than 100. N/A is shown where the base number of responses is less than 10 during the period. % is calculated as Quantity/Base number*100

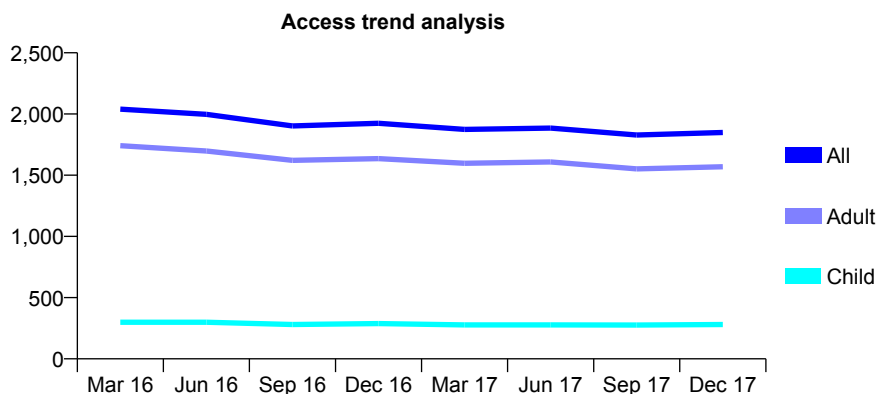
Q61 - Vital Signs At a Glance Contract Report for 680761/0002 - December 2017

Name or company name	MISS A KHAN
Contract type name	GDS Contract
Purpose of contract	General
Contract start date	15/03/2012
Contract end date	

17/18 Contracted general activity (UDA)	6,000
Carry forward general activity (UDA)	-83
17/18 Contracted orthodontic activity (UOA)	0
Carry forward orthodontic activity (UOA)	0
Baseline contract value	£166,959.54

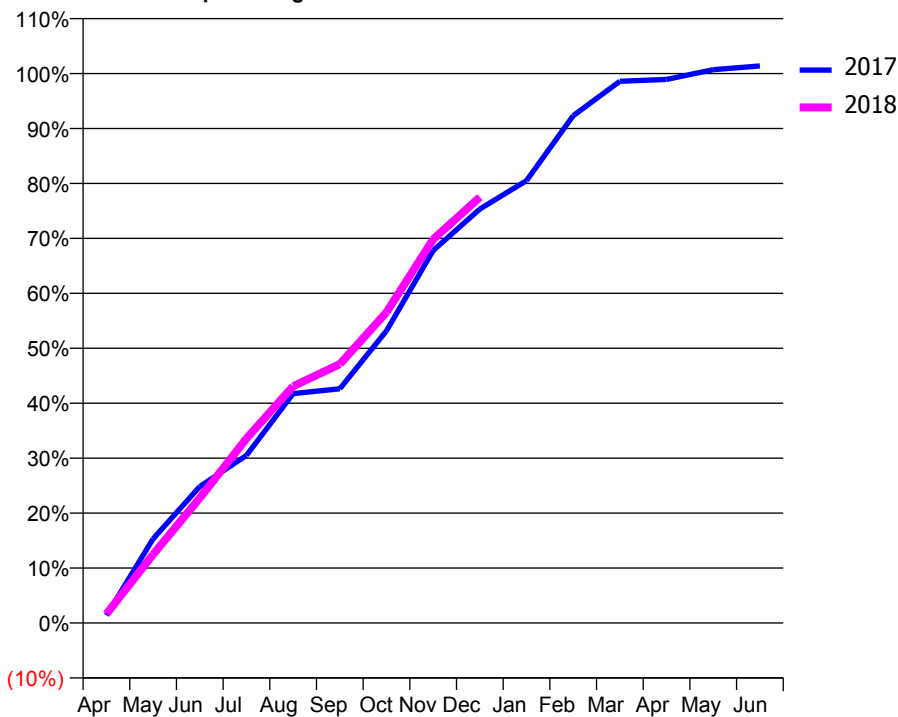
ACCESS*

Patients seen in 24 months	Total	Change since previous quarter
Quarter ending December 2016	1,924	
Quarter ending March 2017	1,874	↓
Quarter ending June 2017	1,885	→
Quarter ending September 2017	1,828	↓
Quarter ending December 2017	1,849	→
Variance since December 2016	(3.9%)	↓



ACTIVITY

Cumulative percentage of contracted UDA delivered 2017 & 2018



Month	Adjusted Scheduled Activity (UDA)	
	2017	2018
April	84	99
May	919	749
June	1,490	1,364
July	1,831	2,015
August	2,506	2,585
September	2,557	2,827
October	3,191	3,394
November	4,068	4,190
December	4,520	4,650
January	4,830	
February	5,539	
March	5,914	
April	5,935	
May	6,042	
June	6,083	

QUALITY

	Quantity	Base Number	Contract	AT	Region	England
% of FP17s for the same patient ID Re-attending within 3 months - Children	6	235	2.6%	10.5%	11.6%	12.0%
% of FP17s for the same patient ID Re-attending within 3 months - Adults	297	1,594	18.6%	16.0%	16.7%	15.9%
% of FP17s for the same patient ID Re-attending between 3 & 9 months - Children	90	235	38.3%	42.9%	47.3%	58.0%
% of FP17s for the same patient ID Re-attending between 3 & 9 months - Adults	623	1,594	39.1%	35.8%	38.3%	50.5%
% of FP17s for Band 1 Urgent Courses	197	1,736	11.3%	10.8%	10.5%	9.0%
% of FP17s Relating to Free Repair or Replacements	29	1,736	1.7%	0.5%	0.6%	0.8%
% of FP17s Relating to Continuations	13	1,736	0.7%	0.7%	0.8%	1.1%
% of Patients satisfied with the dentistry they have received	0	0	N/A	88.9%	89.0%	91.5%
% of Patients satisfied with the time they had to wait for an appointment	0	0	N/A	81.7%	84.2%	87.9%

* This is based on patients treated on this contract for their most recent course of treatment. Figures in italics indicate the base number of FP17s or Patient Questionnaire responses are less than 100. N/A is shown where the base number of responses is less than 10 during the period. % is calculated as Quantity/Base number*100

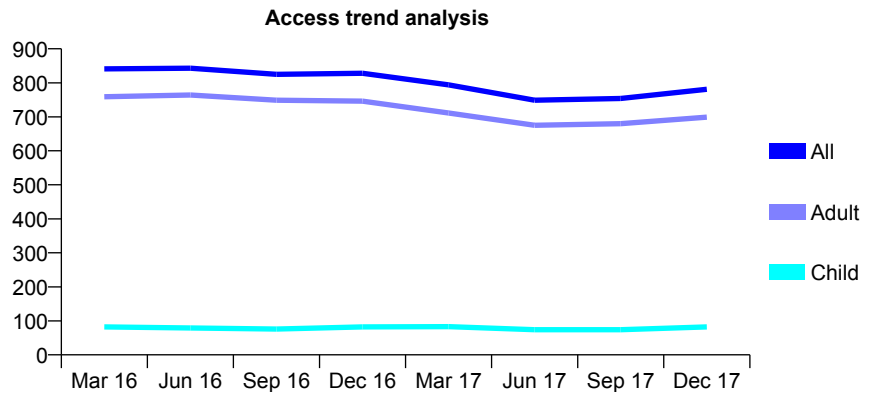
Q61 - Vital Signs At a Glance Contract Report for 681601/0001 - December 2017

Name or company name	Dental Centre @N4
Contract type name	GDS Contract
Purpose of contract	General
Contract start date	01/04/2006
Contract end date	

17/18 Contracted general activity (UDA)	3,000
Carry forward general activity (UDA)	-60
17/18 Contracted orthodontic activity (UOA)	0
Carry forward orthodontic activity (UOA)	0
Baseline contract value	£80,530.32

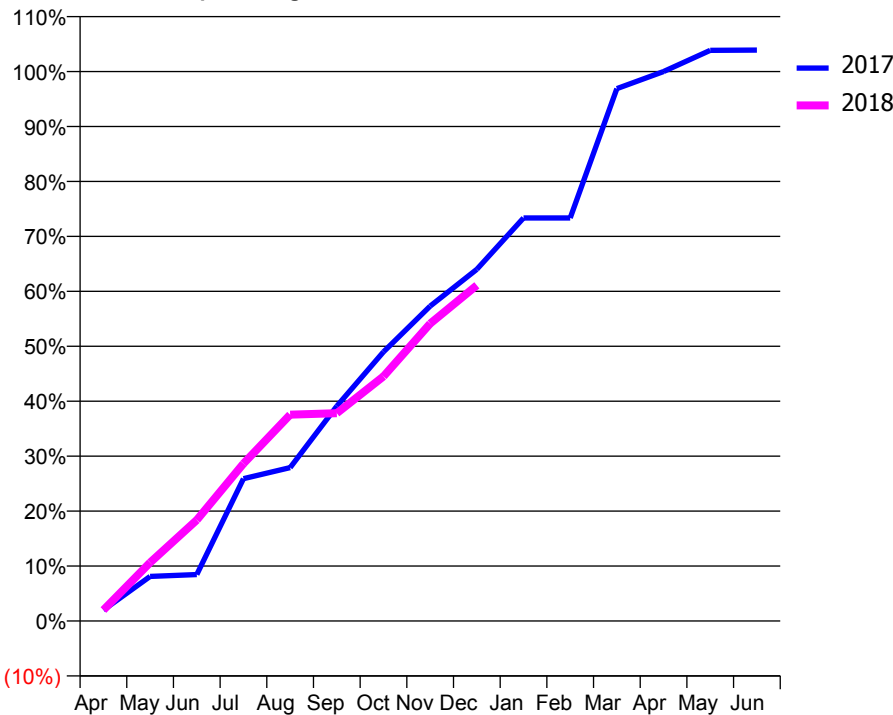
ACCESS*

Patients seen in 24 months	Total	Change since previous quarter
Quarter ending December 2016	828	
Quarter ending March 2017	794	↓
Quarter ending June 2017	749	↓
Quarter ending September 2017	754	→
Quarter ending December 2017	781	↑
Variance since December 2016	(5.7%)	↓



ACTIVITY

Cumulative percentage of contracted UDA delivered 2017 & 2018



Month	Adjusted Scheduled Activity (UDA)	
	2017	2018
April	60	60
May	243	319
June	254	551
July	777	859
August	837	1,127
September	1,173	1,135
October	1,469	1,335
November	1,719	1,624
December	1,920	1,832
January	2,201	
February	2,201	
March	2,907	
April	3,000	
May	3,116	
June	3,117	

QUALITY

	Quantity	Base Number	Contract	AT	Region	England
% of FP17s for the same patient ID Re-attending within 3 months - Children	7	73	9.6%	10.5%	11.6%	12.0%
% of FP17s for the same patient ID Re-attending within 3 months - Adults	38	403	9.4%	16.0%	16.7%	15.9%
% of FP17s for the same patient ID Re-attending between 3 & 9 months - Children	15	73	20.5%	42.9%	47.3%	58.0%
% of FP17s for the same patient ID Re-attending between 3 & 9 months - Adults	60	403	14.9%	35.8%	38.3%	50.5%
% of FP17s for Band 1 Urgent Courses	63	412	15.3%	10.8%	10.5%	9.0%
% of FP17s Relating to Free Repair or Replacements	8	412	1.9%	0.5%	0.6%	0.8%
% of FP17s Relating to Continuations	2	412	0.5%	0.7%	0.8%	1.1%
% of Patients satisfied with the dentistry they have received	0	0	N/A	88.9%	89.0%	91.5%
% of Patients satisfied with the time they had to wait for an appointment	0	0	N/A	81.7%	84.2%	87.9%

* This is based on patients treated on this contract for their most recent course of treatment. Figures in italics indicate the base number of FP17s or Patient Questionnaire responses are less than 100. N/A is shown where the base number of responses is less than 10 during the period. % is calculated as Quantity/Base number*100

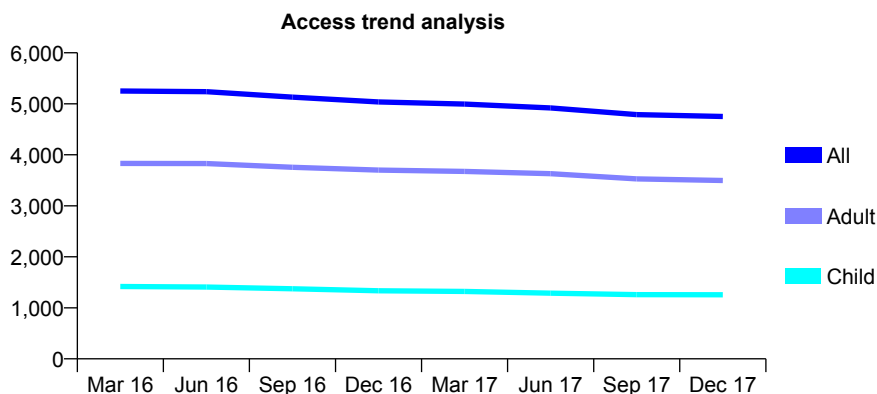
Q61 - Vital Signs At a Glance Contract Report for 683116/0001 - December 2017

Name or company name	MR SC KAPADIA
Contract type name	GDS Contract
Purpose of contract	General
Contract start date	01/04/2009
Contract end date	

17/18 Contracted general activity (UDA)	13,747
Carry forward general activity (UDA)	0
17/18 Contracted orthodontic activity (UOA)	0
Carry forward orthodontic activity (UOA)	0
Baseline contract value	£332,849.21

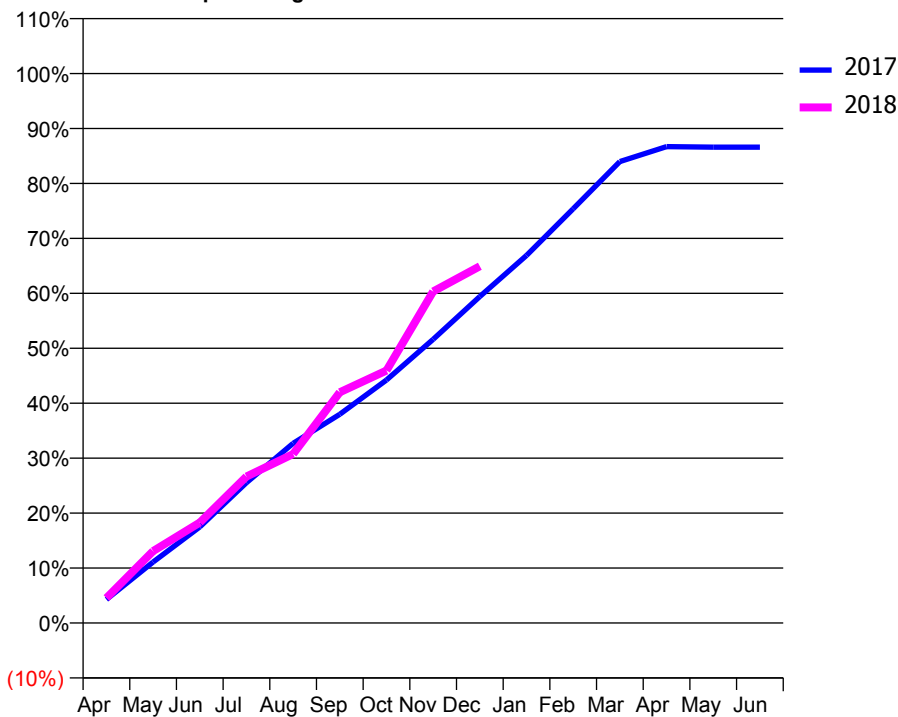
ACCESS*

Patients seen in 24 months	Total	Change since previous quarter
Quarter ending December 2016	5,036	
Quarter ending March 2017	4,996	→
Quarter ending June 2017	4,919	↓
Quarter ending September 2017	4,789	↓
Quarter ending December 2017	4,751	→
Variance since December 2016	(5.7%)	↓



ACTIVITY

Cumulative percentage of contracted UDA delivered 2017 & 2018



Month	Adjusted Scheduled Activity (UDA)	
	2017	2018
April	588	624
May	1,528	1,800
June	2,404	2,514
July	3,511	3,666
August	4,496	4,229
September	5,223	5,774
October	6,080	6,318
November	7,098	8,296
December	8,168	8,926
January	9,194	
February	10,365	
March	11,543	
April	11,916	
May	11,904	
June	11,904	

QUALITY

	Quantity	Base Number	Contract	AT	Region	England
% of FP17s for the same patient ID Re-attending within 3 months - Children	36	1,112	3.2%	10.5%	11.6%	12.0%
% of FP17s for the same patient ID Re-attending within 3 months - Adults	229	2,817	8.1%	16.0%	16.7%	15.9%
% of FP17s for the same patient ID Re-attending between 3 & 9 months - Children	553	1,112	49.7%	42.9%	47.3%	58.0%
% of FP17s for the same patient ID Re-attending between 3 & 9 months - Adults	1,300	2,817	46.1%	35.8%	38.3%	50.5%
% of FP17s for Band 1 Urgent Courses	158	3,768	4.2%	10.8%	10.5%	9.0%
% of FP17s Relating to Free Repair or Replacements	21	3,768	0.6%	0.5%	0.6%	0.8%
% of FP17s Relating to Continuations	13	3,768	0.3%	0.7%	0.8%	1.1%
% of Patients satisfied with the dentistry they have received	1	1	N/A	88.9%	89.0%	91.5%
% of Patients satisfied with the time they had to wait for an appointment	0	1	N/A	81.7%	84.2%	87.9%

* This is based on patients treated on this contract for their most recent course of treatment. Figures in italics indicate the base number of FP17s or Patient Questionnaire responses are less than 100. N/A is shown where the base number of responses is less than 10 during the period. % is calculated as Quantity/Base number*100

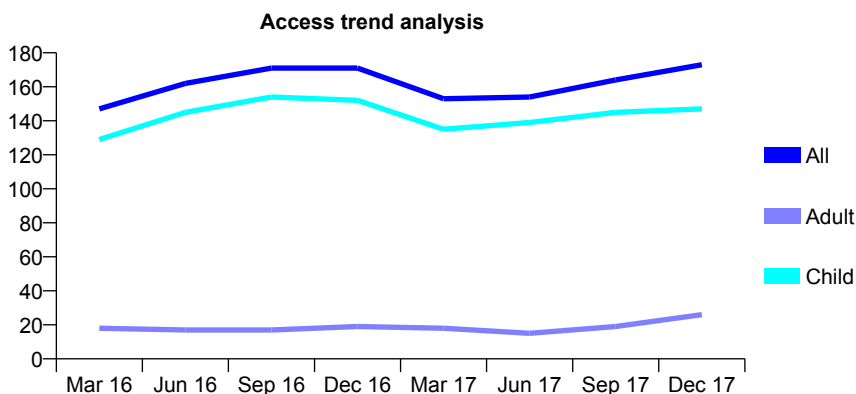
Q61 - Vital Signs At a Glance Contract Report for 683434/0001 - December 2017

Name or company name	MR F BASSEGHI
Contract type name	GDS Contract
Purpose of contract	General
Contract start date	01/04/2006
Contract end date	

17/18 Contracted general activity (UDA)	320
Carry forward general activity (UDA)	0
17/18 Contracted orthodontic activity (UOA)	0
Carry forward orthodontic activity (UOA)	0
Baseline contract value	£12,100.48

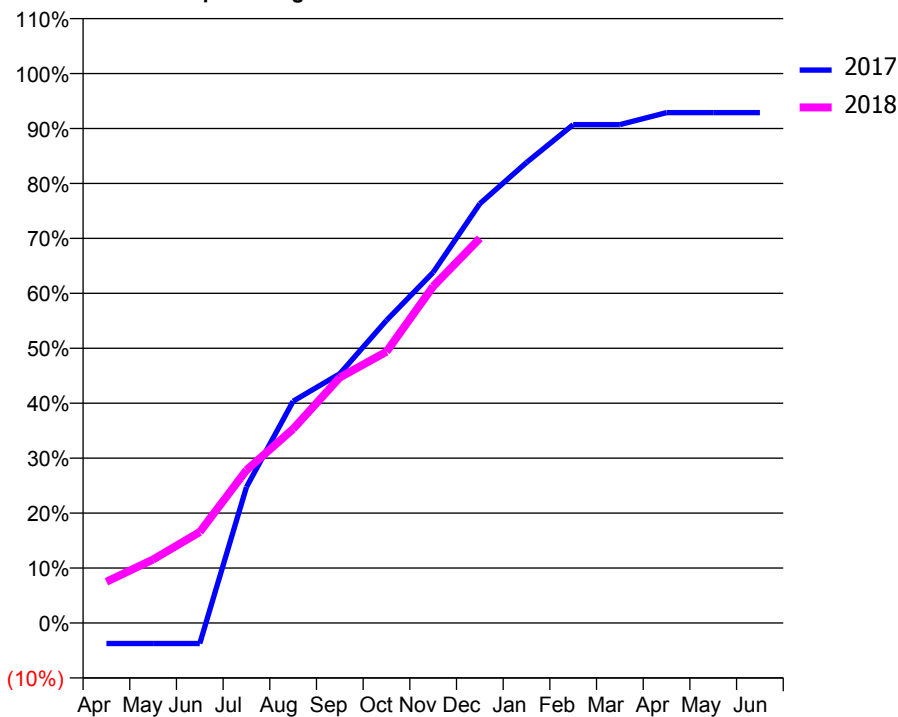
ACCESS*

Patients seen in 24 months	Total	Change since previous quarter
Quarter ending December 2016	171	
Quarter ending March 2017	153	↓
Quarter ending June 2017	154	→
Quarter ending September 2017	164	↑
Quarter ending December 2017	173	↑
Variance since December 2016	1.2%	→



ACTIVITY

Cumulative percentage of contracted UDA delivered 2017 & 2018



Month	Adjusted Scheduled Activity (UDA)	
	2017	2018
April	-12	24
May	-12	37
June	-12	53
July	79	89
August	129	113
September	145	143
October	176	158
November	204	196
December	244	224
January	268	
February	290	
March	290	
April	297	
May	297	
June	297	

QUALITY

	Quantity	Base Number	Contract	AT	Region	England
% of FP17s for the same patient ID Re-attending within 3 months - Children	12	161	7.5%	10.5%	11.6%	12.0%
% of FP17s for the same patient ID Re-attending within 3 months - Adults	0	12	0.0%	16.0%	16.7%	15.9%
% of FP17s for the same patient ID Re-attending between 3 & 9 months - Children	61	161	37.9%	42.9%	47.3%	58.0%
% of FP17s for the same patient ID Re-attending between 3 & 9 months - Adults	4	12	33.3%	35.8%	38.3%	50.5%
% of FP17s for Band 1 Urgent Courses	0	166	0.0%	10.8%	10.5%	9.0%
% of FP17s Relating to Free Repair or Replacements	0	166	0.0%	0.5%	0.6%	0.8%
% of FP17s Relating to Continuations	0	166	0.0%	0.7%	0.8%	1.1%
% of Patients satisfied with the dentistry they have received	0	0	N/A	88.9%	89.0%	91.5%
% of Patients satisfied with the time they had to wait for an appointment	0	0	N/A	81.7%	84.2%	87.9%

* This is based on patients treated on this contract for their most recent course of treatment. Figures in italics indicate the base number of FP17s or Patient Questionnaire responses are less than 100. N/A is shown where the base number of responses is less than 10 during the period. % is calculated as Quantity/Base number*100

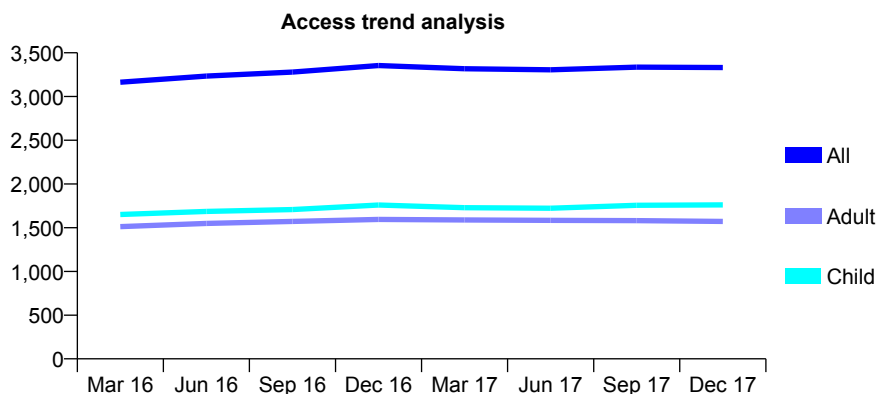
Q61 - Vital Signs At a Glance Contract Report for 685763/0001 - December 2017

Name or company name	MR S CHAUDHURI
Contract type name	GDS Contract
Purpose of contract	General
Contract start date	01/04/2008
Contract end date	

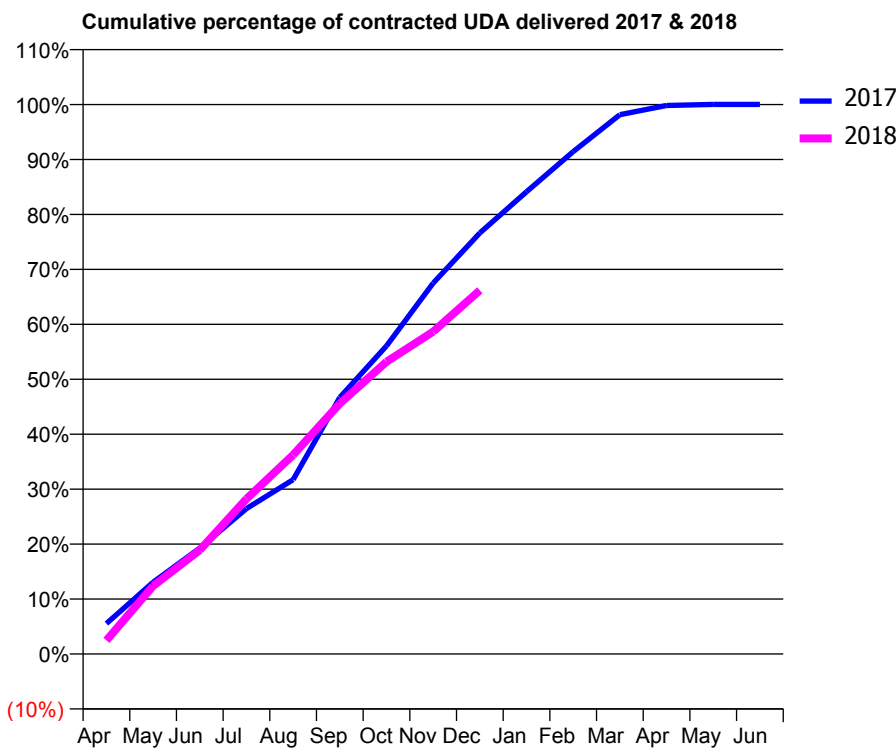
17/18 Contracted general activity (UDA)	12,935
Carry forward general activity (UDA)	-3
17/18 Contracted orthodontic activity (UOA)	0
Carry forward orthodontic activity (UOA)	0
Baseline contract value	£390,282.39

ACCESS*

Patients seen in 24 months	Total	Change since previous quarter
Quarter ending December 2016	3,354	
Quarter ending March 2017	3,317	↓
Quarter ending June 2017	3,306	→
Quarter ending September 2017	3,336	→
Quarter ending December 2017	3,332	→
Variance since December 2016	(0.7%)	→



ACTIVITY



Month	Adjusted Scheduled Activity (UDA)	
	2017	2018
April	717	322
May	1,689	1,603
June	2,495	2,446
July	3,423	3,653
August	4,104	4,688
September	6,040	5,896
October	7,253	6,879
November	8,732	7,589
December	9,910	8,562
January	10,880	
February	11,827	
March	12,694	
April	12,912	
May	12,936	
June	12,938	

QUALITY

	Quantity	Base Number	Contract	AT	Region	England
% of FP17s for the same patient ID Re-attending within 3 months - Children	211	1,900	11.1%	10.5%	11.6%	12.0%
% of FP17s for the same patient ID Re-attending within 3 months - Adults	436	1,668	26.1%	16.0%	16.7%	15.9%
% of FP17s for the same patient ID Re-attending between 3 & 9 months - Children	1,051	1,900	55.3%	42.9%	47.3%	58.0%
% of FP17s for the same patient ID Re-attending between 3 & 9 months - Adults	699	1,668	41.9%	35.8%	38.3%	50.5%
% of FP17s for Band 1 Urgent Courses	446	3,457	12.9%	10.8%	10.5%	9.0%
% of FP17s Relating to Free Repair or Replacements	11	3,457	0.3%	0.5%	0.6%	0.8%
% of FP17s Relating to Continuations	3	3,457	0.1%	0.7%	0.8%	1.1%
% of Patients satisfied with the dentistry they have received	2	2	N/A	88.9%	89.0%	91.5%
% of Patients satisfied with the time they had to wait for an appointment	2	2	N/A	81.7%	84.2%	87.9%

* This is based on patients treated on this contract for their most recent course of treatment. Figures in italics indicate the base number of FP17s or Patient Questionnaire responses are less than 100. N/A is shown where the base number of responses is less than 10 during the period. % is calculated as Quantity/Base number*100

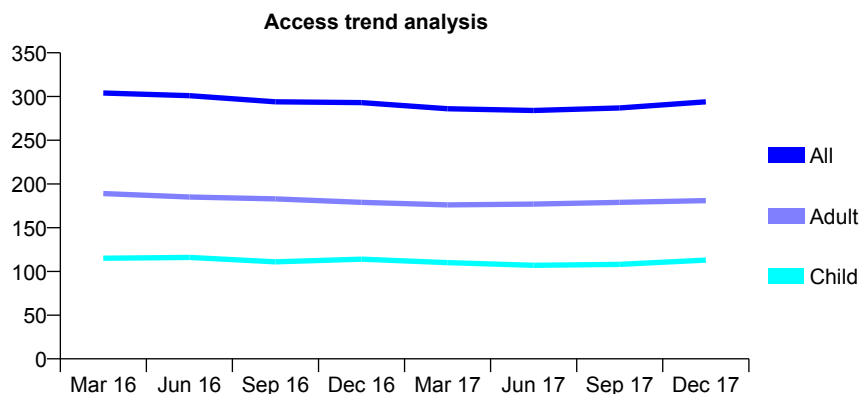
Q61 - Vital Signs At a Glance Contract Report for 687073/0001 - December 2017

Name or company name	MR H ALI
Contract type name	GDS Contract
Purpose of contract	General
Contract start date	01/04/2008
Contract end date	

17/18 Contracted general activity (UDA)	1,376
Carry forward general activity (UDA)	3
17/18 Contracted orthodontic activity (UOA)	0
Carry forward orthodontic activity (UOA)	0
Baseline contract value	£37,987.86

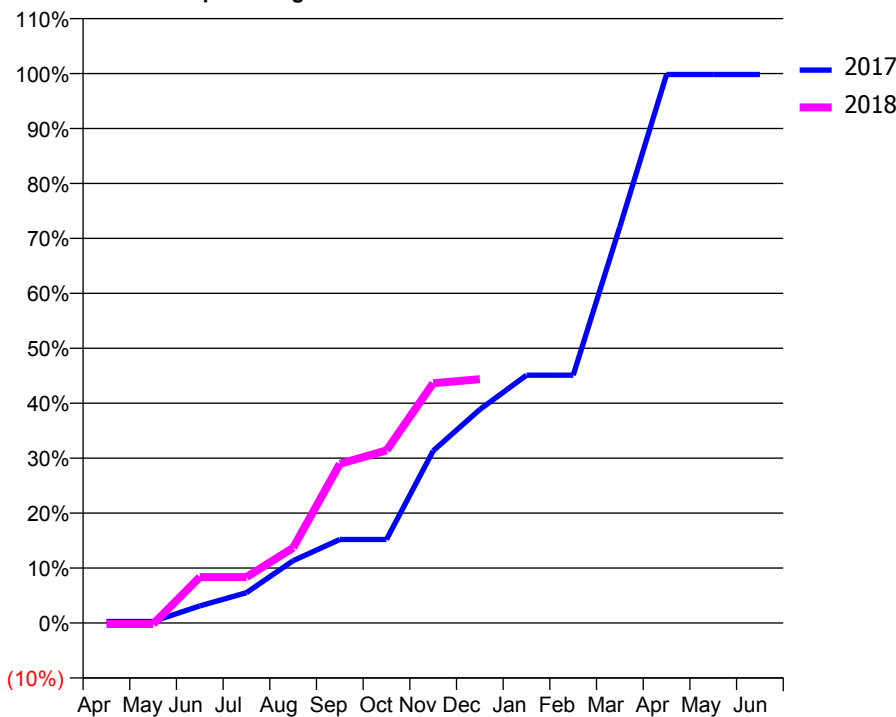
ACCESS*

Patients seen in 24 months	Total	Change since previous quarter
Quarter ending December 2016	293	
Quarter ending March 2017	286	↓
Quarter ending June 2017	284	→
Quarter ending September 2017	287	→
Quarter ending December 2017	294	↑
Variance since December 2016	0.3%	→



ACTIVITY

Cumulative percentage of contracted UDA delivered 2017 & 2018



Month	Adjusted Scheduled Activity (UDA)	
	2017	2018
April	4	-3
May	4	-3
June	43	115
July	76	115
August	156	189
September	209	399
October	209	432
November	431	600
December	535	610
January	621	
February	621	
March	992	
April	1,373	
May	1,373	
June	1,373	

QUALITY

	Quantity	Base Number	Contract	AT	Region	England
% of FP17s for the same patient ID Re-attending within 3 months - Children	1	96	1.0%	10.5%	11.6%	12.0%
% of FP17s for the same patient ID Re-attending within 3 months - Adults	7	125	5.6%	16.0%	16.7%	15.9%
% of FP17s for the same patient ID Re-attending between 3 & 9 months - Children	39	96	40.6%	42.9%	47.3%	58.0%
% of FP17s for the same patient ID Re-attending between 3 & 9 months - Adults	46	125	36.8%	35.8%	38.3%	50.5%
% of FP17s for Band 1 Urgent Courses	7	171	4.1%	10.8%	10.5%	9.0%
% of FP17s Relating to Free Repair or Replacements	0	171	0.0%	0.5%	0.6%	0.8%
% of FP17s Relating to Continuations	0	171	0.0%	0.7%	0.8%	1.1%
% of Patients satisfied with the dentistry they have received	1	1	N/A	88.9%	89.0%	91.5%
% of Patients satisfied with the time they had to wait for an appointment	1	1	N/A	81.7%	84.2%	87.9%

* This is based on patients treated on this contract for their most recent course of treatment. Figures in italics indicate the base number of FP17s or Patient Questionnaire responses are less than 100. N/A is shown where the base number of responses is less than 10 during the period. % is calculated as Quantity/Base number*100

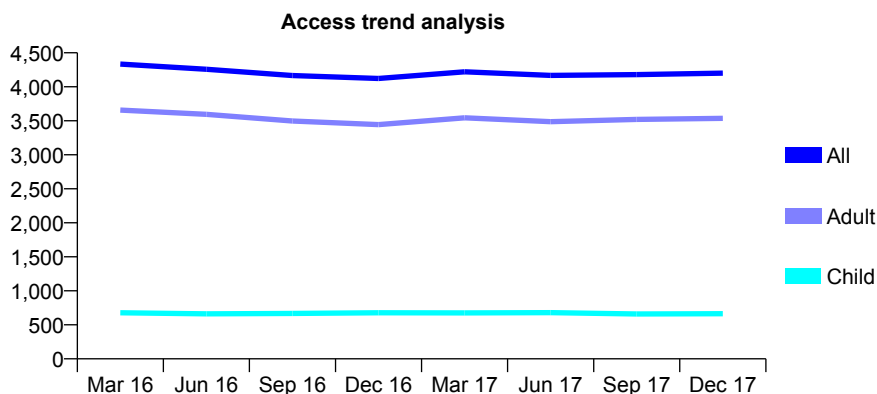
Q61 - Vital Signs At a Glance Contract Report for 687359/0001 - December 2017

Name or company name	MR K HADJI ALI AHMADI
Contract type name	GDS Contract
Purpose of contract	General
Contract start date	01/04/2006
Contract end date	

17/18 Contracted general activity (UDA)	17,540
Carry forward general activity (UDA)	585
17/18 Contracted orthodontic activity (UOA)	0
Carry forward orthodontic activity (UOA)	0
Baseline contract value	£637,895.56

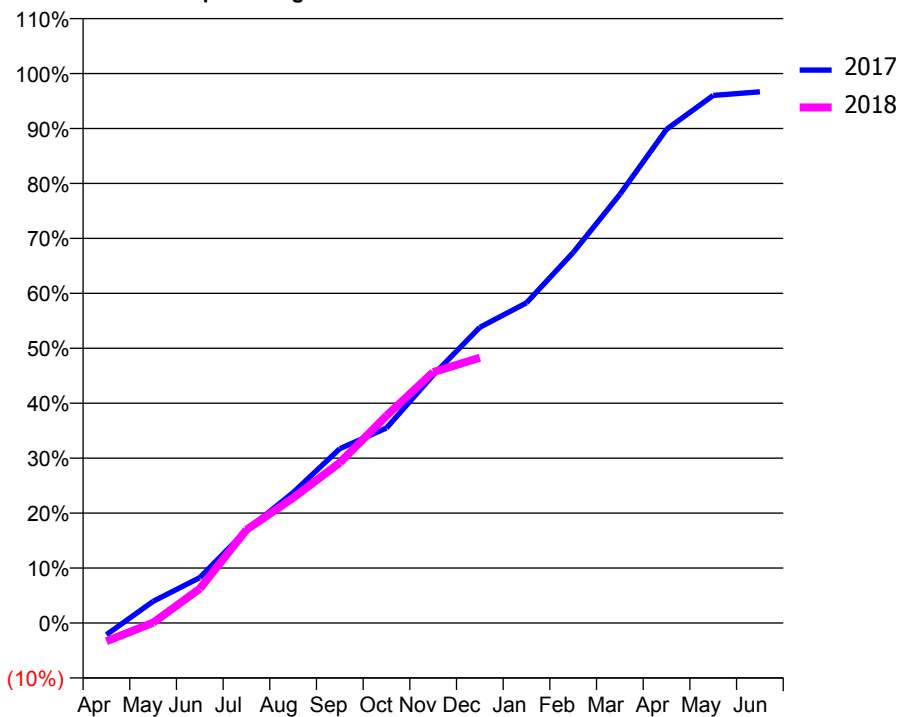
ACCESS*

Patients seen in 24 months	Total	Change since previous quarter
Quarter ending December 2016	4,122	
Quarter ending March 2017	4,220	↑
Quarter ending June 2017	4,168	↓
Quarter ending September 2017	4,180	→
Quarter ending December 2017	4,201	→
Variance since December 2016	1.9%	→



ACTIVITY

Cumulative percentage of contracted UDA delivered 2017 & 2018



Month	Adjusted Scheduled Activity (UDA)	
	2017	2018
April	-375	-585
May	693	9
June	1,449	1,094
July	2,959	2,978
August	4,164	3,994
September	5,567	5,120
October	6,225	6,616
November	7,916	8,008
December	9,439	8,470
January	10,223	
February	11,825	
March	13,682	
April	15,758	
May	16,842	
June	16,955	

QUALITY

	Quantity	Base Number	Contract	AT	Region	England
% of FP17s for the same patient ID Re-attending within 3 months - Children	13	495	2.6%	10.5%	11.6%	12.0%
% of FP17s for the same patient ID Re-attending within 3 months - Adults	135	2,283	5.9%	16.0%	16.7%	15.9%
% of FP17s for the same patient ID Re-attending between 3 & 9 months - Children	105	495	21.2%	42.9%	47.3%	58.0%
% of FP17s for the same patient ID Re-attending between 3 & 9 months - Adults	547	2,283	24.0%	35.8%	38.3%	50.5%
% of FP17s for Band 1 Urgent Courses	63	2,322	2.7%	10.8%	10.5%	9.0%
% of FP17s Relating to Free Repair or Replacements	22	2,322	0.9%	0.5%	0.6%	0.8%
% of FP17s Relating to Continuations	5	2,322	0.2%	0.7%	0.8%	1.1%
% of Patients satisfied with the dentistry they have received	1	2	N/A	88.9%	89.0%	91.5%
% of Patients satisfied with the time they had to wait for an appointment	2	2	N/A	81.7%	84.2%	87.9%

* This is based on patients treated on this contract for their most recent course of treatment. Figures in italics indicate the base number of FP17s or Patient Questionnaire responses are less than 100. N/A is shown where the base number of responses is less than 10 during the period. % is calculated as Quantity/Base number*100

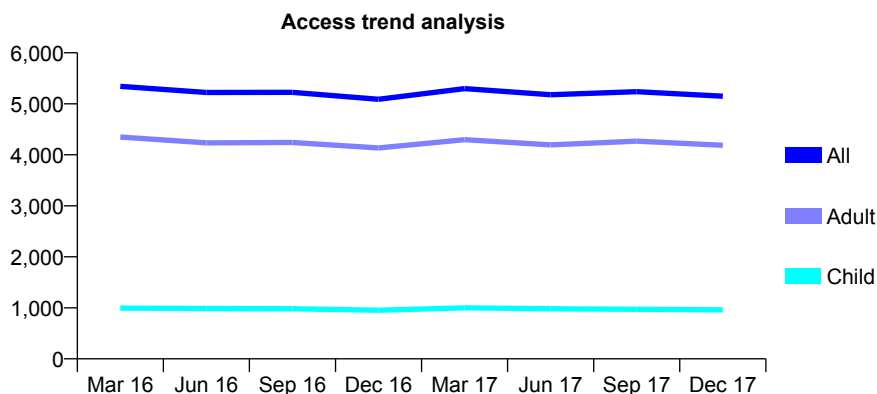
Q61 - Vital Signs At a Glance Contract Report for 688045/0001 - December 2017

Name or company name	MR M MOBASSERI
Contract type name	GDS Contract
Purpose of contract	General
Contract start date	03/07/2006
Contract end date	

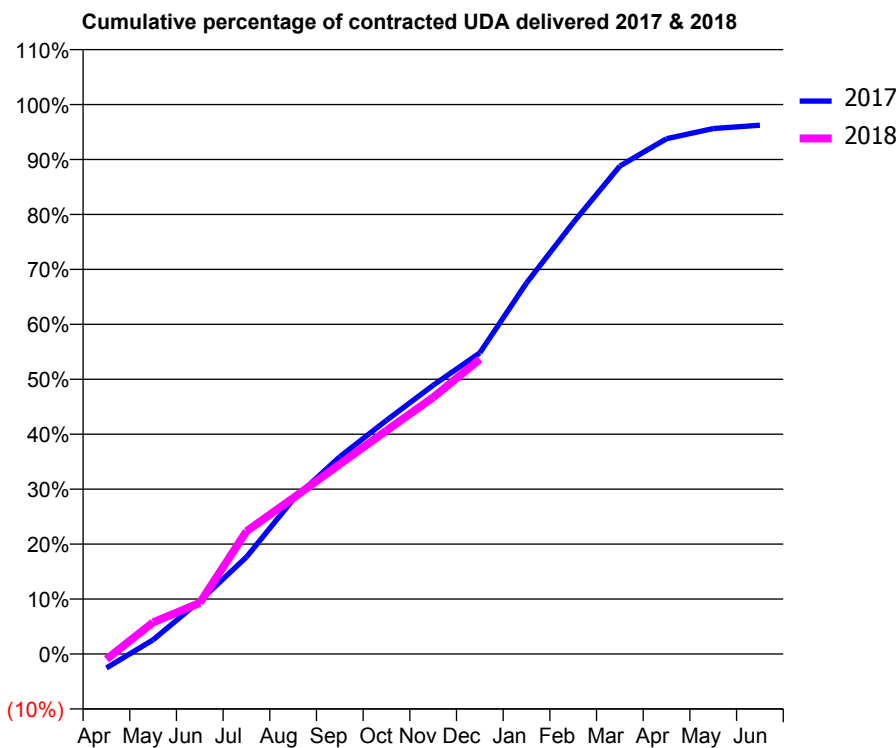
17/18 Contracted general activity (UDA)	18,111
Carry forward general activity (UDA)	684
17/18 Contracted orthodontic activity (UOA)	0
Carry forward orthodontic activity (UOA)	0
Baseline contract value	£598,118.26

ACCESS*

Patients seen in 24 months	Total	Change since previous quarter
Quarter ending December 2016	5,088	
Quarter ending March 2017	5,297	↑
Quarter ending June 2017	5,179	↓
Quarter ending September 2017	5,239	→
Quarter ending December 2017	5,148	↓
Variance since December 2016	1.2%	→



ACTIVITY



Month	Adjusted Scheduled Activity (UDA)	
	2017	2018
April	-464	-176
May	467	1,043
June	1,753	1,686
July	3,197	4,047
August	5,091	5,141
September	6,503	6,257
October	7,703	7,366
November	8,859	8,457
December	9,926	9,714
January	12,231	
February	14,215	
March	16,085	
April	16,984	
May	17,318	
June	17,427	

QUALITY

	Quantity	Base Number	Contract	AT	Region	England
% of FP17s for the same patient ID Re-attending within 3 months - Children	69	795	8.7%	10.5%	11.6%	12.0%
% of FP17s for the same patient ID Re-attending within 3 months - Adults	489	2,929	16.7%	16.0%	16.7%	15.9%
% of FP17s for the same patient ID Re-attending between 3 & 9 months - Children	299	795	37.6%	42.9%	47.3%	58.0%
% of FP17s for the same patient ID Re-attending between 3 & 9 months - Adults	714	2,929	24.4%	35.8%	38.3%	50.5%
% of FP17s for Band 1 Urgent Courses	802	3,400	23.6%	10.8%	10.5%	9.0%
% of FP17s Relating to Free Repair or Replacements	19	3,400	0.6%	0.5%	0.6%	0.8%
% of FP17s Relating to Continuations	20	3,400	0.6%	0.7%	0.8%	1.1%
% of Patients satisfied with the dentistry they have received	0	0	N/A	88.9%	89.0%	91.5%
% of Patients satisfied with the time they had to wait for an appointment	0	0	N/A	81.7%	84.2%	87.9%

* This is based on patients treated on this contract for their most recent course of treatment. Figures in italics indicate the base number of FP17s or Patient Questionnaire responses are less than 100. N/A is shown where the base number of responses is less than 10 during the period. % is calculated as Quantity/Base number*100

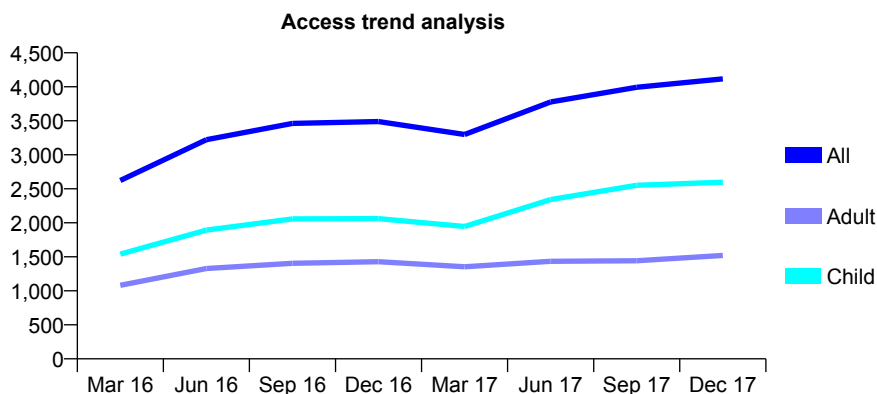
Q61 - Vital Signs At a Glance Contract Report for 689254/0005 - December 2017

Name or company name	MR M PATEL
Contract type name	GDS Contract
Purpose of contract	General
Contract start date	16/06/2010
Contract end date	

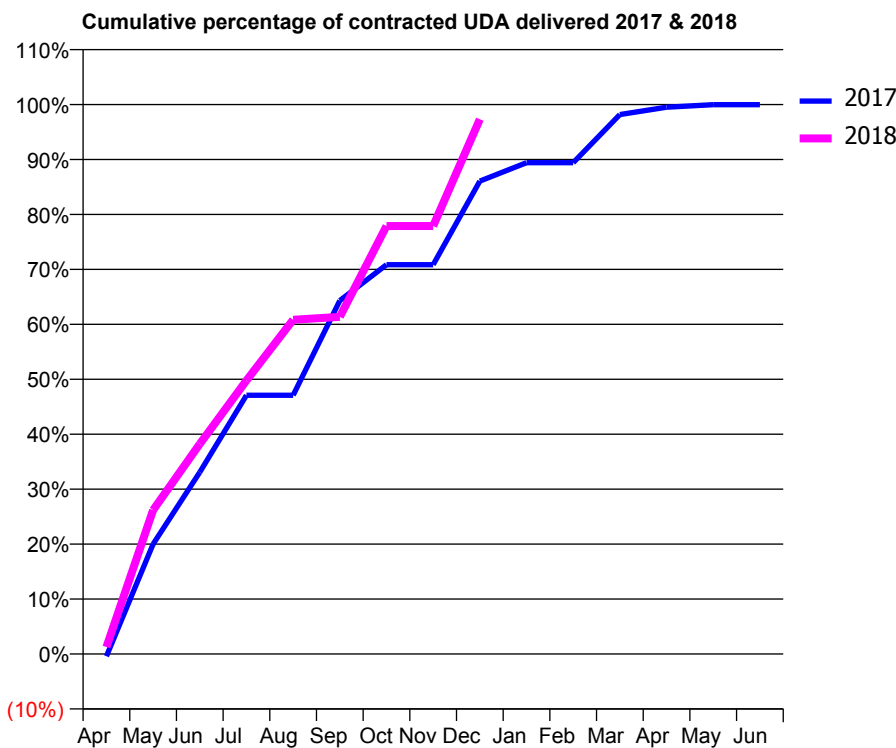
17/18 Contracted general activity (UDA)	9,508
Carry forward general activity (UDA)	4
17/18 Contracted orthodontic activity (UOA)	0
Carry forward orthodontic activity (UOA)	0
Baseline contract value	£817,190.95

ACCESS*

Patients seen in 24 months	Total	Change since previous quarter
Quarter ending December 2016	3,490	
Quarter ending March 2017	3,299	↓
Quarter ending June 2017	3,777	↑
Quarter ending September 2017	3,994	↑
Quarter ending December 2017	4,117	↑
Variance since December 2016	18.0%	↑



ACTIVITY



Month	Adjusted Scheduled Activity (UDA)	
	2017	2018
April	-41	122
May	1,902	2,490
June	3,147	3,634
July	4,477	4,734
August	4,477	5,783
September	6,115	5,834
October	6,737	7,404
November	6,737	7,404
December	8,183	9,254
January	8,501	
February	8,501	
March	9,334	
April	9,461	
May	9,504	
June	9,504	

QUALITY

	Quantity	Base Number	Contract	AT	Region	England
% of FP17s for the same patient ID Re-attending within 3 months - Children	8	2,088	0.4%	10.5%	11.6%	12.0%
% of FP17s for the same patient ID Re-attending within 3 months - Adults	5	1,030	0.5%	16.0%	16.7%	15.9%
% of FP17s for the same patient ID Re-attending between 3 & 9 months - Children	14	2,088	0.7%	42.9%	47.3%	58.0%
% of FP17s for the same patient ID Re-attending between 3 & 9 months - Adults	15	1,030	1.5%	35.8%	38.3%	50.5%
% of FP17s for Band 1 Urgent Courses	2	3,045	0.1%	10.8%	10.5%	9.0%
% of FP17s Relating to Free Repair or Replacements	1	3,045	0.0%	0.5%	0.6%	0.8%
% of FP17s Relating to Continuations	0	3,045	0.0%	0.7%	0.8%	1.1%
% of Patients satisfied with the dentistry they have received	0	0	N/A	88.9%	89.0%	91.5%
% of Patients satisfied with the time they had to wait for an appointment	0	0	N/A	81.7%	84.2%	87.9%

* This is based on patients treated on this contract for their most recent course of treatment. Figures in italics indicate the base number of FP17s or Patient Questionnaire responses are less than 100. N/A is shown where the base number of responses is less than 10 during the period. % is calculated as Quantity/Base number*100

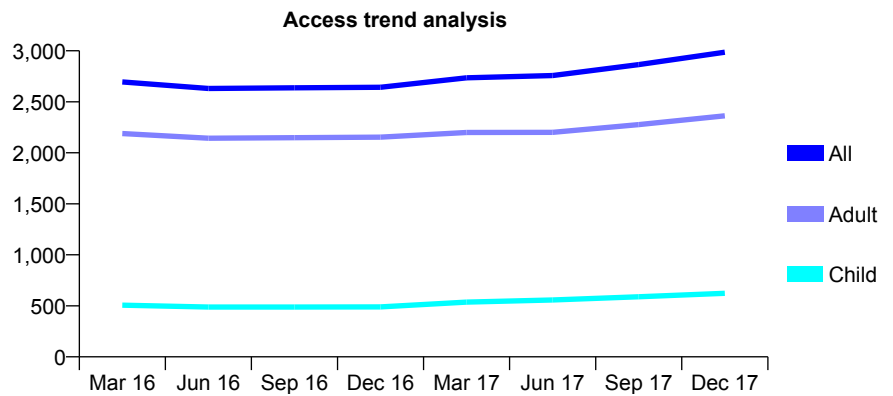
Q61 - Vital Signs At a Glance Contract Report for 689386/0003 - December 2017

Name or company name	MR SP DHAMI
Contract type name	GDS Contract
Purpose of contract	General
Contract start date	14/01/2010
Contract end date	

17/18 Contracted general activity (UDA)	11,716
Carry forward general activity (UDA)	0
17/18 Contracted orthodontic activity (UOA)	0
Carry forward orthodontic activity (UOA)	0
Baseline contract value	£292,224.62

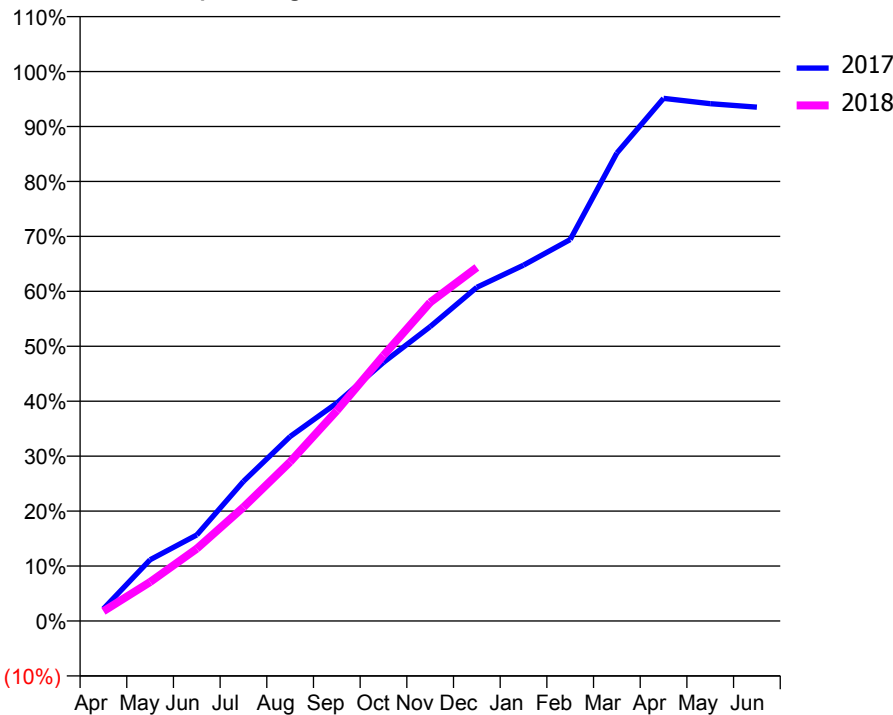
ACCESS*

Patients seen in 24 months	Total	Change since previous quarter
Quarter ending December 2016	2,643	
Quarter ending March 2017	2,735	↑
Quarter ending June 2017	2,758	→
Quarter ending September 2017	2,865	↑
Quarter ending December 2017	2,986	↑
Variance since December 2016	13.0%	↑



ACTIVITY

Cumulative percentage of contracted UDA delivered 2017 & 2018



Month	Adjusted Scheduled Activity (UDA)	
	2017	2018
April	259	210
May	1,307	833
June	1,835	1,543
July	2,977	2,425
August	3,933	3,393
September	4,647	4,486
October	5,514	5,662
November	6,276	6,793
December	7,116	7,537
January	7,588	
February	8,133	
March	9,977	
April	11,144	
May	11,029	
June	10,956	

QUALITY

	Quantity	Base Number	Contract	AT	Region	England
% of FP17s for the same patient ID Re-attending within 3 months - Children	42	622	6.8%	10.5%	11.6%	12.0%
% of FP17s for the same patient ID Re-attending within 3 months - Adults	325	2,112	15.4%	16.0%	16.7%	15.9%
% of FP17s for the same patient ID Re-attending between 3 & 9 months - Children	242	622	38.9%	42.9%	47.3%	58.0%
% of FP17s for the same patient ID Re-attending between 3 & 9 months - Adults	783	2,112	37.1%	35.8%	38.3%	50.5%
% of FP17s for Band 1 Urgent Courses	198	2,503	7.9%	10.8%	10.5%	9.0%
% of FP17s Relating to Free Repair or Replacements	58	2,503	2.3%	0.5%	0.6%	0.8%
% of FP17s Relating to Continuations	11	2,503	0.4%	0.7%	0.8%	1.1%
% of Patients satisfied with the dentistry they have received	4	4	N/A	88.9%	89.0%	91.5%
% of Patients satisfied with the time they had to wait for an appointment	2	4	N/A	81.7%	84.2%	87.9%

* This is based on patients treated on this contract for their most recent course of treatment. Figures in italics indicate the base number of FP17s or Patient Questionnaire responses are less than 100. N/A is shown where the base number of responses is less than 10 during the period. % is calculated as Quantity/Base number*100

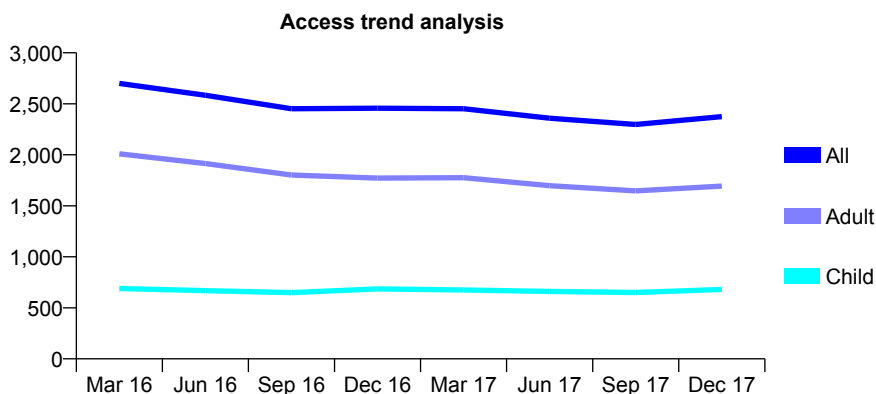
Q61 - Vital Signs At a Glance Contract Report for 691089/0001 - December 2017

Name or company name	Nile Street Dental Practice
Contract type name	GDS Contract
Purpose of contract	General
Contract start date	01/04/2006
Contract end date	

17/18 Contracted general activity (UDA)	8,238
Carry forward general activity (UDA)	-165
17/18 Contracted orthodontic activity (UOA)	0
Carry forward orthodontic activity (UOA)	0
Baseline contract value	£233,144.83

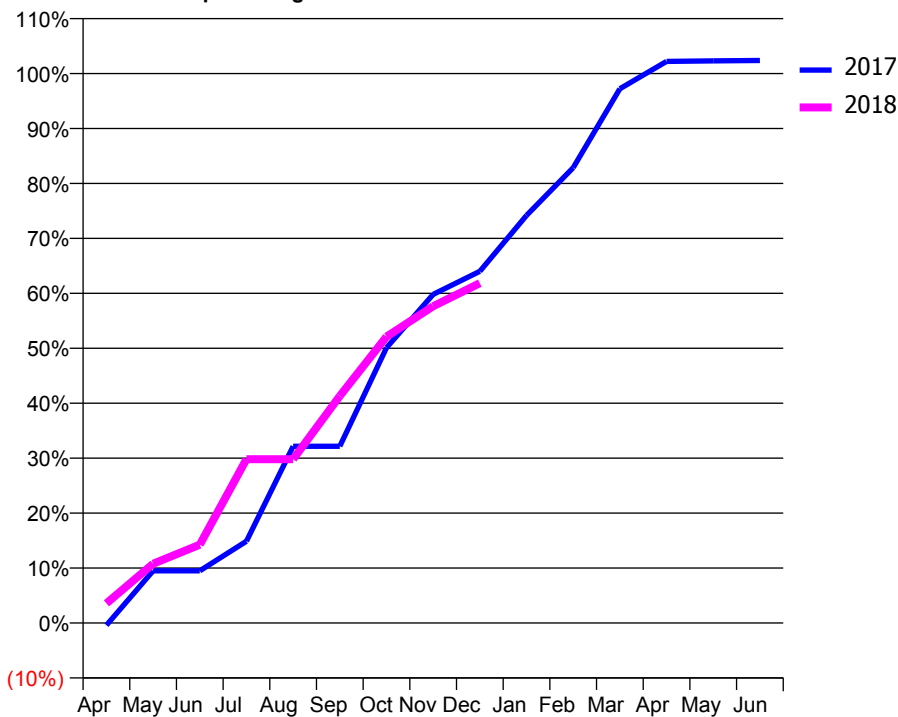
ACCESS*

Patients seen in 24 months	Total	Change since previous quarter
Quarter ending December 2016	2,457	
Quarter ending March 2017	2,451	→
Quarter ending June 2017	2,359	↓
Quarter ending September 2017	2,297	↓
Quarter ending December 2017	2,374	↑
Variance since December 2016	(3.4%)	↓



ACTIVITY

Cumulative percentage of contracted UDA delivered 2017 & 2018



Month	Adjusted Scheduled Activity (UDA)	
	2017	2018
April	-34	294
May	783	888
June	783	1,175
July	1,227	2,457
August	2,651	2,457
September	2,651	3,404
October	4,127	4,294
November	4,926	4,750
December	5,273	5,094
January	6,109	
February	6,826	
March	8,009	
April	8,419	
May	8,428	
June	8,434	

QUALITY

	Quantity	Base Number	Contract	AT	Region	England
% of FP17s for the same patient ID Re-attending within 3 months - Children	30	468	6.4%	10.5%	11.6%	12.0%
% of FP17s for the same patient ID Re-attending within 3 months - Adults	128	1,047	12.2%	16.0%	16.7%	15.9%
% of FP17s for the same patient ID Re-attending between 3 & 9 months - Children	108	468	23.1%	42.9%	47.3%	58.0%
% of FP17s for the same patient ID Re-attending between 3 & 9 months - Adults	254	1,047	24.3%	35.8%	38.3%	50.5%
% of FP17s for Band 1 Urgent Courses	245	1,388	17.7%	10.8%	10.5%	9.0%
% of FP17s Relating to Free Repair or Replacements	6	1,388	0.4%	0.5%	0.6%	0.8%
% of FP17s Relating to Continuations	5	1,388	0.4%	0.7%	0.8%	1.1%
% of Patients satisfied with the dentistry they have received	1	2	N/A	88.9%	89.0%	91.5%
% of Patients satisfied with the time they had to wait for an appointment	2	2	N/A	81.7%	84.2%	87.9%

* This is based on patients treated on this contract for their most recent course of treatment. Figures in italics indicate the base number of FP17s or Patient Questionnaire responses are less than 100. N/A is shown where the base number of responses is less than 10 during the period. % is calculated as Quantity/Base number*100

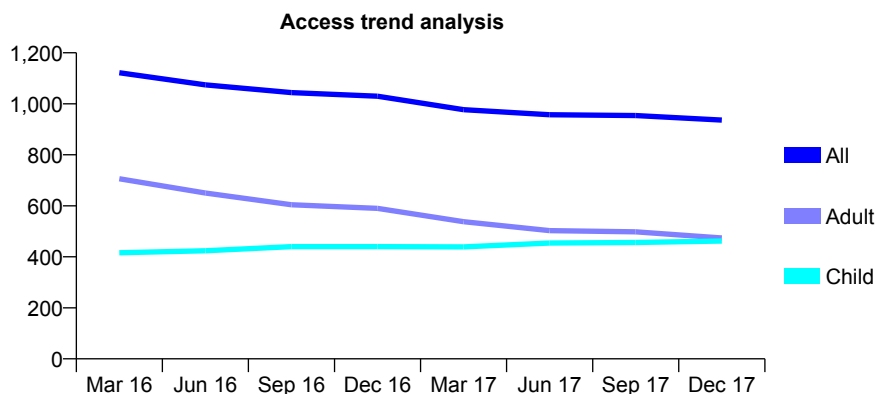
Q61 - Vital Signs At a Glance Contract Report for 693758/0001 - December 2017

Name or company name	MISS N PATEL
Contract type name	GDS Contract
Purpose of contract	General
Contract start date	01/04/2014
Contract end date	

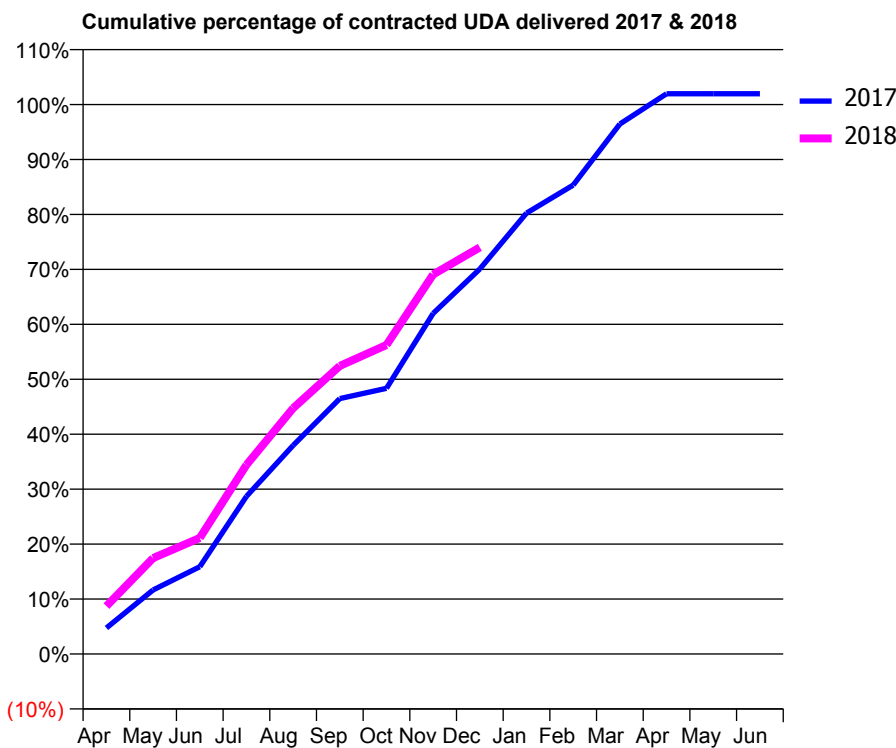
17/18 Contracted general activity (UDA)	2,137
Carry forward general activity (UDA)	-42
17/18 Contracted orthodontic activity (UOA)	0
Carry forward orthodontic activity (UOA)	0
Baseline contract value	£53,523.86

ACCESS*

Patients seen in 24 months	Total	Change since previous quarter
Quarter ending December 2016	1,030	
Quarter ending March 2017	977	↓
Quarter ending June 2017	957	↓
Quarter ending September 2017	954	→
Quarter ending December 2017	936	↓
Variance since December 2016	(9.1%)	↓



ACTIVITY



Adjusted Scheduled Activity (UDA)		
Month	2017	2018
April	102	186
May	249	373
June	340	452
July	613	735
August	811	956
September	993	1,121
October	1,033	1,202
November	1,325	1,476
December	1,498	1,581
January	1,715	
February	1,824	
March	2,061	
April	2,179	
May	2,179	
June	2,179	

QUALITY

	Quantity	Base Number	Contract	AT	Region	England
% of FP17s for the same patient ID Re-attending within 3 months - Children	45	458	9.8%	10.5%	11.6%	12.0%
% of FP17s for the same patient ID Re-attending within 3 months - Adults	75	393	19.1%	16.0%	16.7%	15.9%
% of FP17s for the same patient ID Re-attending between 3 & 9 months - Children	214	458	46.7%	42.9%	47.3%	58.0%
% of FP17s for the same patient ID Re-attending between 3 & 9 months - Adults	129	393	32.8%	35.8%	38.3%	50.5%
% of FP17s for Band 1 Urgent Courses	62	814	7.6%	10.8%	10.5%	9.0%
% of FP17s Relating to Free Repair or Replacements	2	814	0.2%	0.5%	0.6%	0.8%
% of FP17s Relating to Continuations	32	814	3.9%	0.7%	0.8%	1.1%
% of Patients satisfied with the dentistry they have received	0	0	N/A	88.9%	89.0%	91.5%
% of Patients satisfied with the time they had to wait for an appointment	0	0	N/A	81.7%	84.2%	87.9%

* This is based on patients treated on this contract for their most recent course of treatment. Figures in italics indicate the base number of FP17s or Patient Questionnaire responses are less than 100. N/A is shown where the base number of responses is less than 10 during the period. % is calculated as Quantity/Base number*100

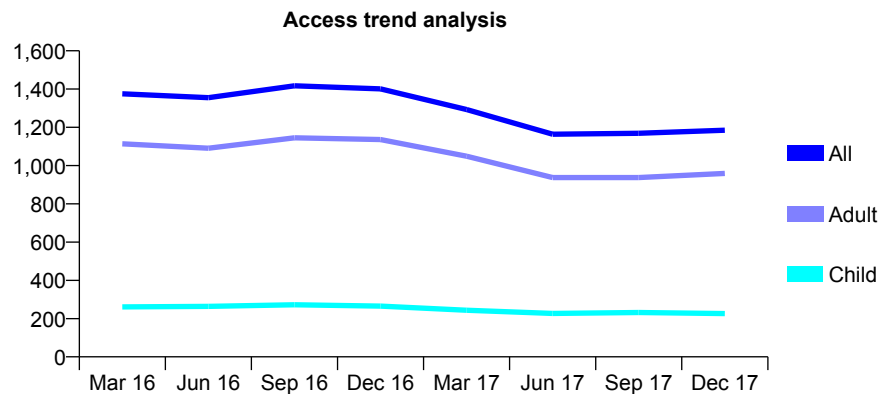
Q61 - Vital Signs At a Glance Contract Report for 725404/0001 - December 2017

Name or company name	MR K ELIAS
Contract type name	GDS Contract
Purpose of contract	General
Contract start date	01/04/2006
Contract end date	

17/18 Contracted general activity (UDA)	4,333
Carry forward general activity (UDA)	0
17/18 Contracted orthodontic activity (UOA)	0
Carry forward orthodontic activity (UOA)	0
Baseline contract value	£128,363.59

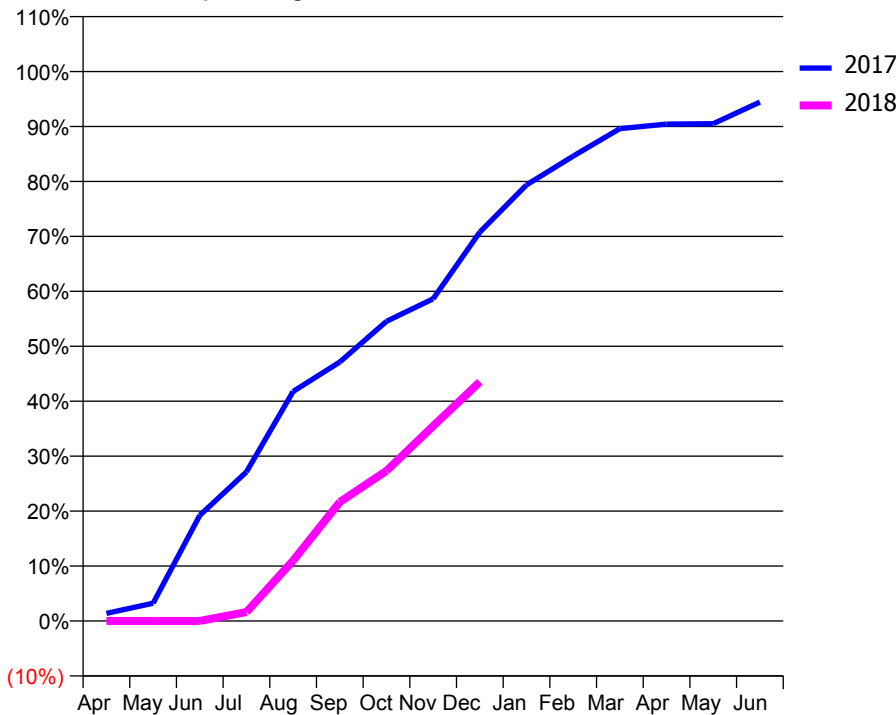
ACCESS*

Patients seen in 24 months	Total	Change since previous quarter
Quarter ending December 2016	1,401	
Quarter ending March 2017	1,293	↓
Quarter ending June 2017	1,164	↓
Quarter ending September 2017	1,169	→
Quarter ending December 2017	1,185	→
Variance since December 2016	(15.4%)	↓



ACTIVITY

Cumulative percentage of contracted UDA delivered 2017 & 2018



Month	Adjusted Scheduled Activity (UDA)	
	2017	2018
April	60	0
May	140	0
June	834	0
July	1,176	71
August	1,810	477
September	2,043	938
October	2,363	1,185
November	2,541	1,538
December	3,066	1,886
January	3,439	
February	3,666	
March	3,882	
April	3,918	
May	3,921	
June	4,092	

QUALITY

	Quantity	Base Number	Contract	AT	Region	England
% of FP17s for the same patient ID Re-attending within 3 months - Children	2	112	1.8%	10.5%	11.6%	12.0%
% of FP17s for the same patient ID Re-attending within 3 months - Adults	20	435	4.6%	16.0%	16.7%	15.9%
% of FP17s for the same patient ID Re-attending between 3 & 9 months - Children	13	112	11.6%	42.9%	47.3%	58.0%
% of FP17s for the same patient ID Re-attending between 3 & 9 months - Adults	67	435	15.4%	35.8%	38.3%	50.5%
% of FP17s for Band 1 Urgent Courses	26	500	5.2%	10.8%	10.5%	9.0%
% of FP17s Relating to Free Repair or Replacements	1	500	0.2%	0.5%	0.6%	0.8%
% of FP17s Relating to Continuations	0	500	0.0%	0.7%	0.8%	1.1%
% of Patients satisfied with the dentistry they have received	1	1	N/A	88.9%	89.0%	91.5%
% of Patients satisfied with the time they had to wait for an appointment	1	1	N/A	81.7%	84.2%	87.9%

* This is based on patients treated on this contract for their most recent course of treatment. Figures in italics indicate the base number of FP17s or Patient Questionnaire responses are less than 100. N/A is shown where the base number of responses is less than 10 during the period. % is calculated as Quantity/Base number*100

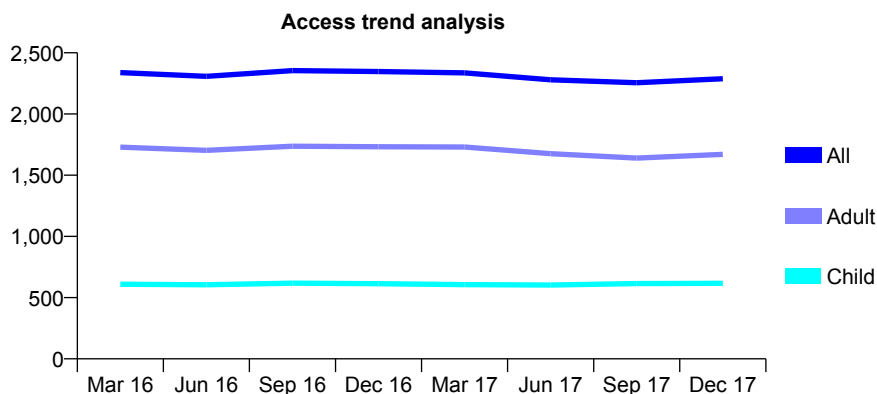
Q61 - Vital Signs At a Glance Contract Report for 729426/0001 - December 2017

Name or company name	MR AK SACHDEV
Contract type name	GDS Contract
Purpose of contract	General
Contract start date	02/07/2007
Contract end date	

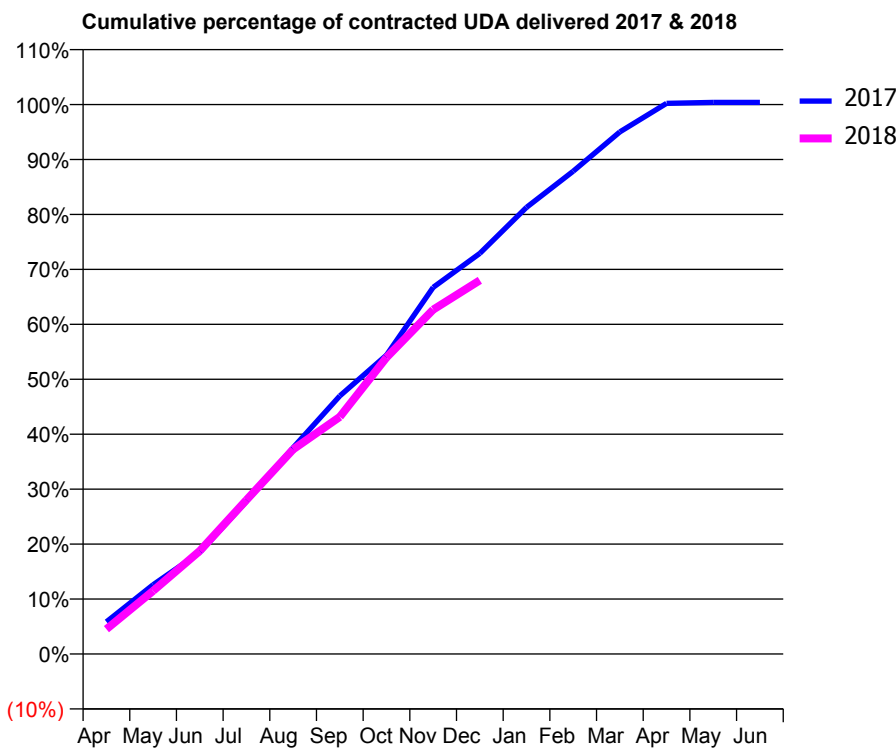
17/18 Contracted general activity (UDA)	5,212
Carry forward general activity (UDA)	-20
17/18 Contracted orthodontic activity (UOA)	0
Carry forward orthodontic activity (UOA)	0
Baseline contract value	£143,165.23

ACCESS*

Patients seen in 24 months	Total	Change since previous quarter
Quarter ending December 2016	2,347	
Quarter ending March 2017	2,336	→
Quarter ending June 2017	2,279	↓
Quarter ending September 2017	2,255	↓
Quarter ending December 2017	2,288	→
Variance since December 2016	(2.5%)	↓



ACTIVITY



Month	Adjusted Scheduled Activity (UDA)	
	2017	2018
April	305	236
May	657	599
June	965	978
July	1,449	1,462
August	1,957	1,941
September	2,448	2,250
October	2,835	2,812
November	3,478	3,267
December	3,800	3,544
January	4,236	
February	4,580	
March	4,953	
April	5,223	
May	5,231	
June	5,232	

QUALITY

	Quantity	Base Number	Contract	AT	Region	England
% of FP17s for the same patient ID Re-attending within 3 months - Children	17	489	3.5%	10.5%	11.6%	12.0%
% of FP17s for the same patient ID Re-attending within 3 months - Adults	40	1,077	3.7%	16.0%	16.7%	15.9%
% of FP17s for the same patient ID Re-attending between 3 & 9 months - Children	172	489	35.2%	42.9%	47.3%	58.0%
% of FP17s for the same patient ID Re-attending between 3 & 9 months - Adults	326	1,077	30.3%	35.8%	38.3%	50.5%
% of FP17s for Band 1 Urgent Courses	291	1,466	19.8%	10.8%	10.5%	9.0%
% of FP17s Relating to Free Repair or Replacements	0	1,466	0.0%	0.5%	0.6%	0.8%
% of FP17s Relating to Continuations	0	1,466	0.0%	0.7%	0.8%	1.1%
% of Patients satisfied with the dentistry they have received	1	1	N/A	88.9%	89.0%	91.5%
% of Patients satisfied with the time they had to wait for an appointment	1	1	N/A	81.7%	84.2%	87.9%

* This is based on patients treated on this contract for their most recent course of treatment. Figures in italics indicate the base number of FP17s or Patient Questionnaire responses are less than 100. N/A is shown where the base number of responses is less than 10 during the period. % is calculated as Quantity/Base number*100

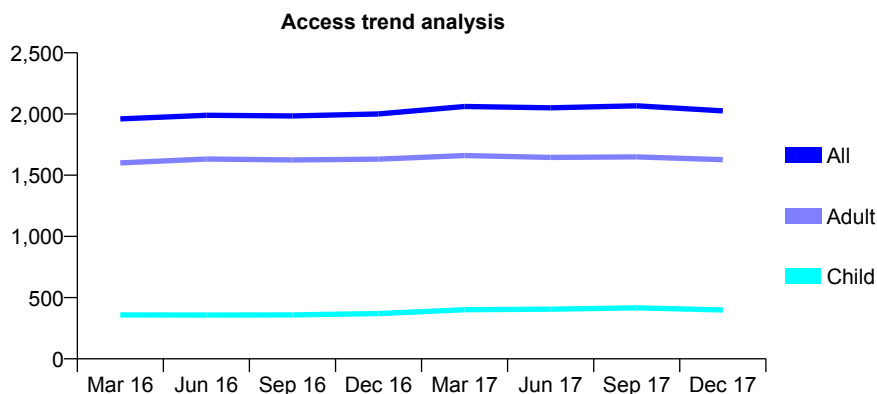
Q61 - Vital Signs At a Glance Contract Report for 729914/0001 - December 2017

Name or company name	MR ML EVANS
Contract type name	GDS Contract
Purpose of contract	General
Contract start date	01/04/2006
Contract end date	

17/18 Contracted general activity (UDA)	7,180
Carry forward general activity (UDA)	-15
17/18 Contracted orthodontic activity (UOA)	0
Carry forward orthodontic activity (UOA)	0
Baseline contract value	£240,629.90

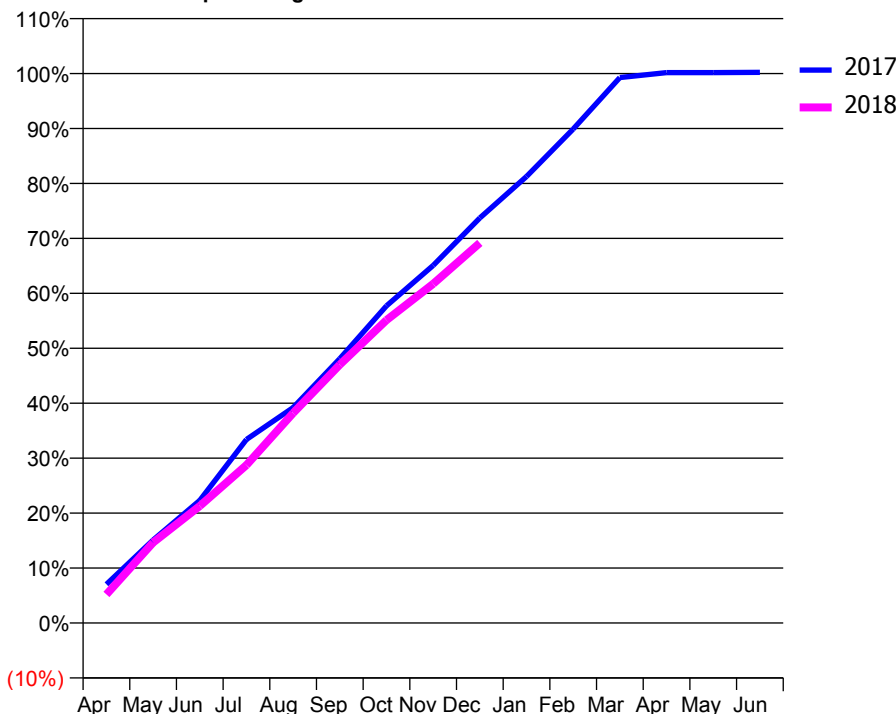
ACCESS*

Patients seen in 24 months	Total	Change since previous quarter
Quarter ending December 2016	2,001	
Quarter ending March 2017	2,062	↑
Quarter ending June 2017	2,051	→
Quarter ending September 2017	2,067	→
Quarter ending December 2017	2,026	↓
Variance since December 2016	1.2%	→



ACTIVITY

Cumulative percentage of contracted UDA delivered 2017 & 2018



Month	Adjusted Scheduled Activity (UDA)	
	2017	2018
April	507	373
May	1,085	1,052
June	1,602	1,529
July	2,398	2,063
August	2,815	2,744
September	3,455	3,376
October	4,144	3,957
November	4,672	4,431
December	5,292	4,966
January	5,834	
February	6,454	
March	7,128	
April	7,192	
May	7,192	
June	7,195	

QUALITY

	Quantity	Base Number	Contract	AT	Region	England
% of FP17s for the same patient ID Re-attending within 3 months - Children	29	290	10.0%	10.5%	11.6%	12.0%
% of FP17s for the same patient ID Re-attending within 3 months - Adults	319	1,422	22.4%	16.0%	16.7%	15.9%
% of FP17s for the same patient ID Re-attending between 3 & 9 months - Children	103	290	35.5%	42.9%	47.3%	58.0%
% of FP17s for the same patient ID Re-attending between 3 & 9 months - Adults	518	1,422	36.4%	35.8%	38.3%	50.5%
% of FP17s for Band 1 Urgent Courses	0	1,685	0.0%	10.8%	10.5%	9.0%
% of FP17s Relating to Free Repair or Replacements	0	1,685	0.0%	0.5%	0.6%	0.8%
% of FP17s Relating to Continuations	194	1,685	11.5%	0.7%	0.8%	1.1%
% of Patients satisfied with the dentistry they have received	1	1	N/A	88.9%	89.0%	91.5%
% of Patients satisfied with the time they had to wait for an appointment	1	1	N/A	81.7%	84.2%	87.9%

* This is based on patients treated on this contract for their most recent course of treatment. Figures in italics indicate the base number of FP17s or Patient Questionnaire responses are less than 100. N/A is shown where the base number of responses is less than 10 during the period. % is calculated as Quantity/Base number*100

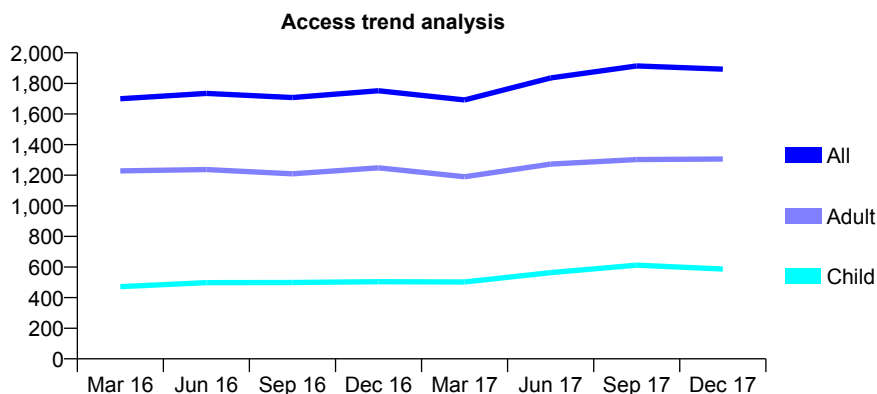
Q61 - Vital Signs At a Glance Contract Report for 730726/0001 - December 2017

Name or company name	Family Dental Care
Contract type name	GDS Contract
Purpose of contract	General
Contract start date	01/04/2006
Contract end date	

17/18 Contracted general activity (UDA)	5,150
Carry forward general activity (UDA)	-25
17/18 Contracted orthodontic activity (UOA)	0
Carry forward orthodontic activity (UOA)	0
Baseline contract value	£189,601.51

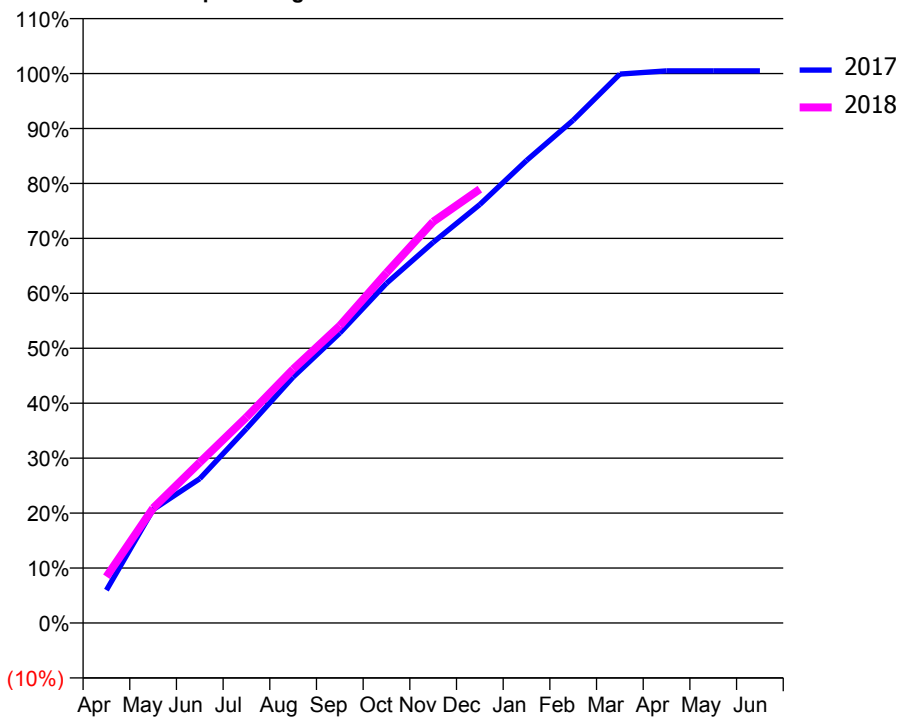
ACCESS*

Patients seen in 24 months	Total	Change since previous quarter
Quarter ending December 2016	1,752	
Quarter ending March 2017	1,692	↓
Quarter ending June 2017	1,836	↑
Quarter ending September 2017	1,914	↑
Quarter ending December 2017	1,893	↓
Variance since December 2016	8.0%	↑



ACTIVITY

Cumulative percentage of contracted UDA delivered 2017 & 2018



Month	Adjusted Scheduled Activity (UDA)	
	2017	2018
April	308	434
May	1,063	1,077
June	1,353	1,505
July	1,822	1,929
August	2,305	2,379
September	2,717	2,786
October	3,184	3,282
November	3,567	3,761
December	3,922	4,066
January	4,335	
February	4,712	
March	5,145	
April	5,174	
May	5,174	
June	5,175	

QUALITY

	Quantity	Base Number	Contract	AT	Region	England
% of FP17s for the same patient ID Re-attending within 3 months - Children	21	473	4.4%	10.5%	11.6%	12.0%
% of FP17s for the same patient ID Re-attending within 3 months - Adults	38	929	4.1%	16.0%	16.7%	15.9%
% of FP17s for the same patient ID Re-attending between 3 & 9 months - Children	123	473	26.0%	42.9%	47.3%	58.0%
% of FP17s for the same patient ID Re-attending between 3 & 9 months - Adults	222	929	23.9%	35.8%	38.3%	50.5%
% of FP17s for Band 1 Urgent Courses	3	1,393	0.2%	10.8%	10.5%	9.0%
% of FP17s Relating to Free Repair or Replacements	5	1,393	0.4%	0.5%	0.6%	0.8%
% of FP17s Relating to Continuations	0	1,393	0.0%	0.7%	0.8%	1.1%
% of Patients satisfied with the dentistry they have received	0	0	N/A	88.9%	89.0%	91.5%
% of Patients satisfied with the time they had to wait for an appointment	0	0	N/A	81.7%	84.2%	87.9%

* This is based on patients treated on this contract for their most recent course of treatment. Figures in italics indicate the base number of FP17s or Patient Questionnaire responses are less than 100. N/A is shown where the base number of responses is less than 10 during the period. % is calculated as Quantity/Base number*100

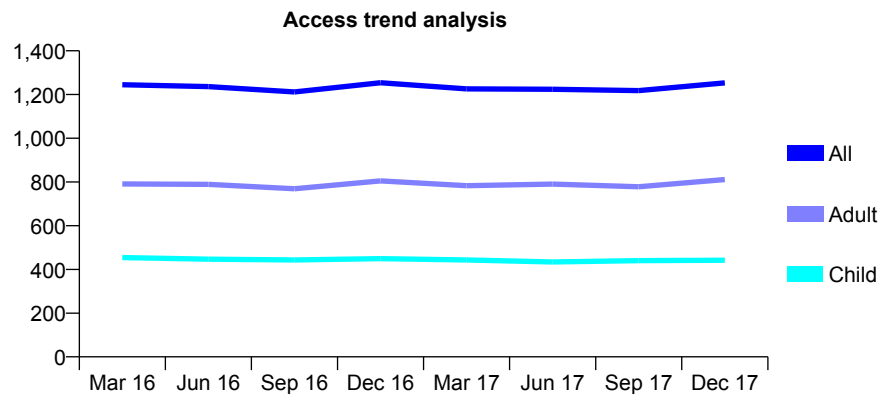
Q61 - Vital Signs At a Glance Contract Report for 731129/0001 - December 2017

Name or company name	MR AZ MALIK
Contract type name	GDS Contract
Purpose of contract	General
Contract start date	01/04/2006
Contract end date	

17/18 Contracted general activity (UDA)	3,500
Carry forward general activity (UDA)	-15
17/18 Contracted orthodontic activity (UOA)	0
Carry forward orthodontic activity (UOA)	0
Baseline contract value	£84,183.77

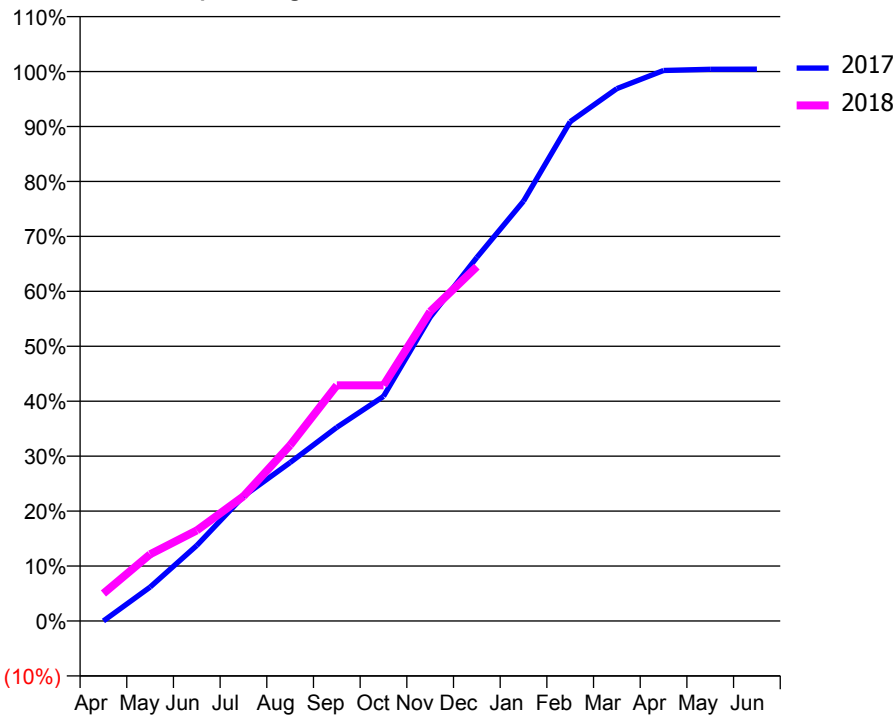
ACCESS*

Patients seen in 24 months	Total	Change since previous quarter
Quarter ending December 2016	1,254	
Quarter ending March 2017	1,226	↓
Quarter ending June 2017	1,224	→
Quarter ending September 2017	1,218	→
Quarter ending December 2017	1,253	↑
Variance since December 2016	(0.1%)	→



ACTIVITY

Cumulative percentage of contracted UDA delivered 2017 & 2018



Month	Adjusted Scheduled Activity (UDA)	
	2017	2018
April	0	175
May	216	425
June	481	577
July	794	794
August	1,010	1,120
September	1,234	1,502
October	1,431	1,502
November	1,935	1,971
December	2,315	2,257
January	2,674	
February	3,181	
March	3,391	
April	3,506	
May	3,514	
June	3,515	

QUALITY

	Quantity	Base Number	Contract	AT	Region	England
% of FP17s for the same patient ID Re-attending within 3 months - Children	44	548	8.0%	10.5%	11.6%	12.0%
% of FP17s for the same patient ID Re-attending within 3 months - Adults	145	665	21.8%	16.0%	16.7%	15.9%
% of FP17s for the same patient ID Re-attending between 3 & 9 months - Children	378	548	69.0%	42.9%	47.3%	58.0%
% of FP17s for the same patient ID Re-attending between 3 & 9 months - Adults	273	665	41.1%	35.8%	38.3%	50.5%
% of FP17s for Band 1 Urgent Courses	119	1,152	10.3%	10.8%	10.5%	9.0%
% of FP17s Relating to Free Repair or Replacements	29	1,152	2.5%	0.5%	0.6%	0.8%
% of FP17s Relating to Continuations	4	1,152	0.3%	0.7%	0.8%	1.1%
% of Patients satisfied with the dentistry they have received	0	0	N/A	88.9%	89.0%	91.5%
% of Patients satisfied with the time they had to wait for an appointment	0	0	N/A	81.7%	84.2%	87.9%

* This is based on patients treated on this contract for their most recent course of treatment. Figures in italics indicate the base number of FP17s or Patient Questionnaire responses are less than 100. N/A is shown where the base number of responses is less than 10 during the period. % is calculated as Quantity/Base number*100

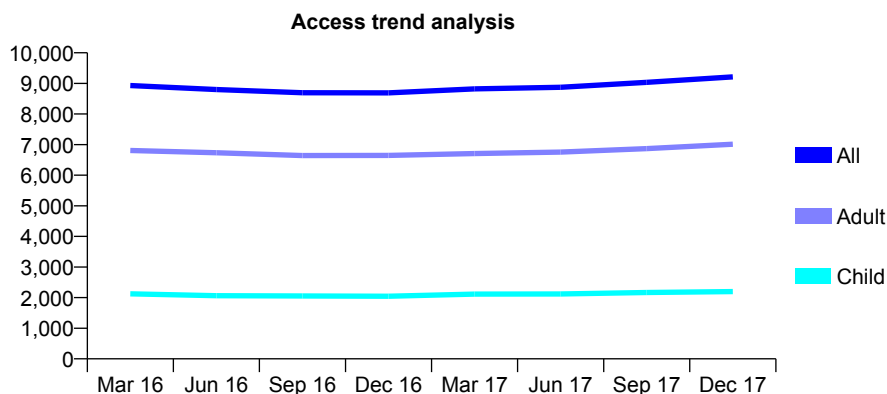
Q61 - Vital Signs At a Glance Contract Report for 731285/0001 - December 2017

Name or company name	Barnes, Wardle and Majeবাদia
Contract type name	GDS Contract
Purpose of contract	General
Contract start date	01/04/2006
Contract end date	

17/18 Contracted general activity (UDA)	23,933
Carry forward general activity (UDA)	-138
17/18 Contracted orthodontic activity (UOA)	0
Carry forward orthodontic activity (UOA)	0
Baseline contract value	£811,333.46

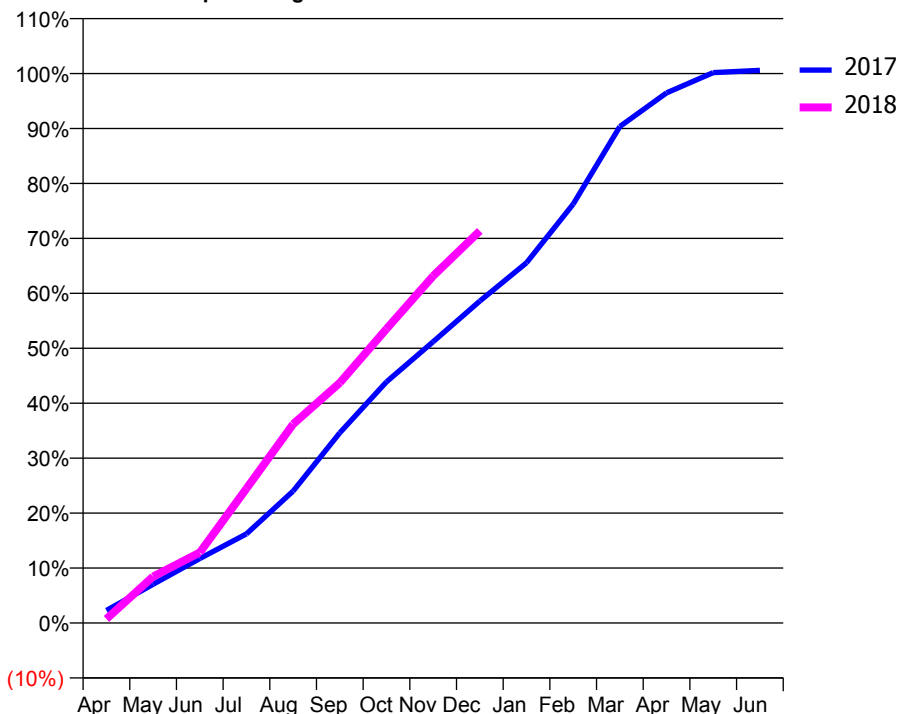
ACCESS*

Patients seen in 24 months	Total	Change since previous quarter
Quarter ending December 2016	8,689	
Quarter ending March 2017	8,821	→
Quarter ending June 2017	8,873	→
Quarter ending September 2017	9,037	→
Quarter ending December 2017	9,214	→
Variance since December 2016	6.0%	↑



ACTIVITY

Cumulative percentage of contracted UDA delivered 2017 & 2018



Month	Adjusted Scheduled Activity (UDA)	
	2017	2018
April	547	177
May	1,687	2,023
June	2,805	3,069
July	3,885	5,860
August	5,747	8,661
September	8,283	10,466
October	10,502	12,811
November	12,250	15,113
December	14,021	17,077
January	15,691	
February	18,242	
March	21,624	
April	23,087	
May	23,970	
June	24,071	

QUALITY

	Quantity	Base Number	Contract	AT	Region	England
% of FP17s for the same patient ID Re-attending within 3 months - Children	111	1,959	5.7%	10.5%	11.6%	12.0%
% of FP17s for the same patient ID Re-attending within 3 months - Adults	1,011	6,514	15.5%	16.0%	16.7%	15.9%
% of FP17s for the same patient ID Re-attending between 3 & 9 months - Children	722	1,959	36.9%	42.9%	47.3%	58.0%
% of FP17s for the same patient ID Re-attending between 3 & 9 months - Adults	2,571	6,514	39.5%	35.8%	38.3%	50.5%
% of FP17s for Band 1 Urgent Courses	623	7,615	8.2%	10.8%	10.5%	9.0%
% of FP17s Relating to Free Repair or Replacements	47	7,615	0.6%	0.5%	0.6%	0.8%
% of FP17s Relating to Continuations	73	7,615	1.0%	0.7%	0.8%	1.1%
% of Patients satisfied with the dentistry they have received	5	6	N/A	88.9%	89.0%	91.5%
% of Patients satisfied with the time they had to wait for an appointment	5	6	N/A	81.7%	84.2%	87.9%

* This is based on patients treated on this contract for their most recent course of treatment. Figures in italics indicate the base number of FP17s or Patient Questionnaire responses are less than 100. N/A is shown where the base number of responses is less than 10 during the period. % is calculated as Quantity/Base number*100

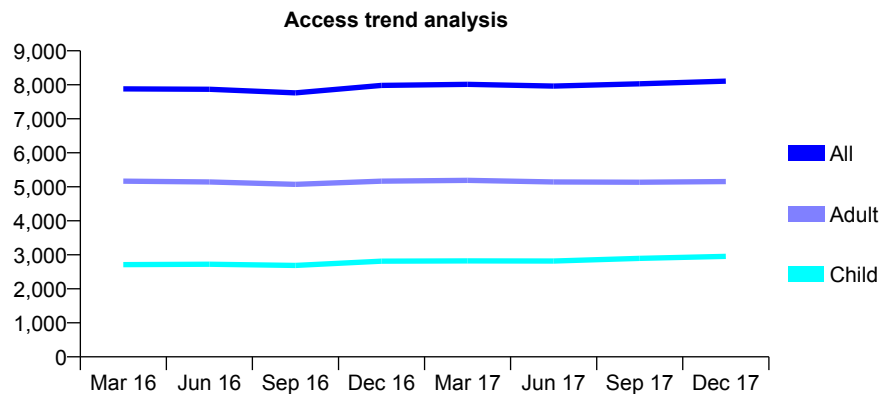
Q61 - Vital Signs At a Glance Contract Report for 733180/0001 - December 2017

Name or company name	MR P PATEL
Contract type name	GDS Contract
Purpose of contract	General
Contract start date	01/04/2006
Contract end date	

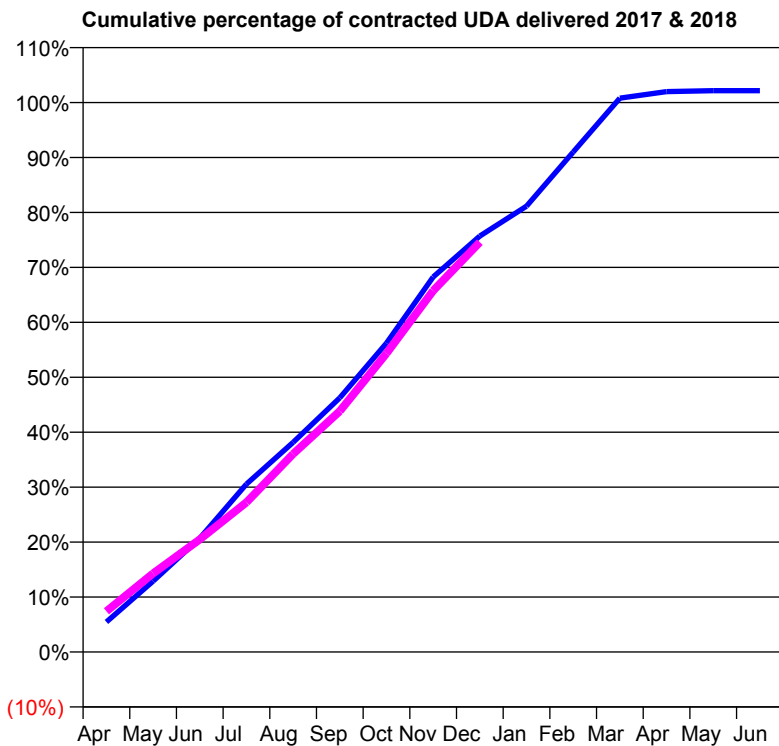
17/18 Contracted general activity (UDA)	20,204
Carry forward general activity (UDA)	-404
17/18 Contracted orthodontic activity (UOA)	0
Carry forward orthodontic activity (UOA)	0
Baseline contract value	£601,091.39

ACCESS*

Patients seen in 24 months	Total	Change since previous quarter
Quarter ending December 2016	7,982	
Quarter ending March 2017	8,012	→
Quarter ending June 2017	7,964	→
Quarter ending September 2017	8,031	→
Quarter ending December 2017	8,108	→
Variance since December 2016	1.6%	→



ACTIVITY



Month	Adjusted Scheduled Activity (UDA)	
	2017	2018
April	1,107	1,499
May	2,608	2,890
June	4,187	4,143
July	6,173	5,502
August	7,712	7,283
September	9,347	8,856
October	11,355	10,981
November	13,791	13,283
December	15,294	15,070
January	16,393	
February	18,386	
March	20,363	
April	20,604	
May	20,640	
June	20,638	

QUALITY

	Quantity	Base Number	Contract	AT	Region	England
% of FP17s for the same patient ID Re-attending within 3 months - Children	280	2,616	10.7%	10.5%	11.6%	12.0%
% of FP17s for the same patient ID Re-attending within 3 months - Adults	616	3,920	15.7%	16.0%	16.7%	15.9%
% of FP17s for the same patient ID Re-attending between 3 & 9 months - Children	1,112	2,616	42.5%	42.9%	47.3%	58.0%
% of FP17s for the same patient ID Re-attending between 3 & 9 months - Adults	1,449	3,920	37.0%	35.8%	38.3%	50.5%
% of FP17s for Band 1 Urgent Courses	605	5,980	10.1%	10.8%	10.5%	9.0%
% of FP17s Relating to Free Repair or Replacements	5	5,980	0.1%	0.5%	0.6%	0.8%
% of FP17s Relating to Continuations	72	5,980	1.2%	0.7%	0.8%	1.1%
% of Patients satisfied with the dentistry they have received	3	3	N/A	88.9%	89.0%	91.5%
% of Patients satisfied with the time they had to wait for an appointment	1	3	N/A	81.7%	84.2%	87.9%

* This is based on patients treated on this contract for their most recent course of treatment. Figures in italics indicate the base number of FP17s or Patient Questionnaire responses are less than 100. N/A is shown where the base number of responses is less than 10 during the period. % is calculated as Quantity/Base number*100

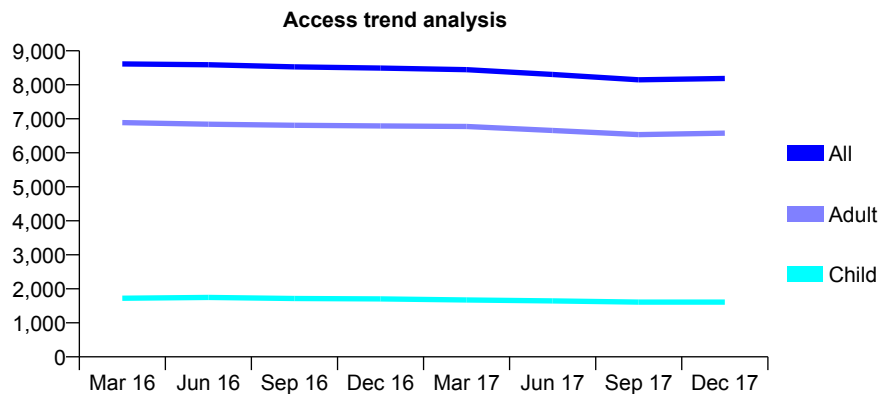
Q61 - Vital Signs At a Glance Contract Report for 733202/0001 - December 2017

Name or company name	MR CM GAUNT
Contract type name	GDS Contract
Purpose of contract	General
Contract start date	01/04/2006
Contract end date	

17/18 Contracted general activity (UDA)	24,083
Carry forward general activity (UDA)	242
17/18 Contracted orthodontic activity (UOA)	0
Carry forward orthodontic activity (UOA)	0
Baseline contract value	£690,338.08

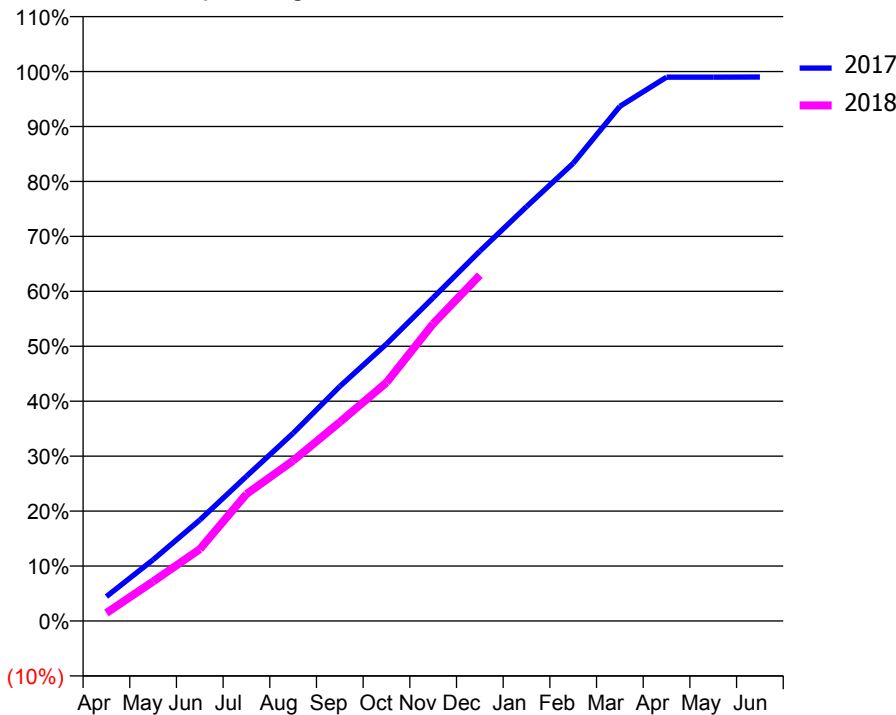
ACCESS*

Patients seen in 24 months	Total	Change since previous quarter
Quarter ending December 2016	8,492	
Quarter ending March 2017	8,446	→
Quarter ending June 2017	8,302	↓
Quarter ending September 2017	8,146	↓
Quarter ending December 2017	8,187	→
Variance since December 2016	(3.6%)	↓



ACTIVITY

Cumulative percentage of contracted UDA delivered 2017 & 2018



Month	Adjusted Scheduled Activity (UDA)	
	2017	2018
April	1,074	354
May	2,688	1,735
June	4,429	3,147
July	6,347	5,565
August	8,231	7,030
September	10,285	8,719
October	12,142	10,453
November	14,167	13,032
December	16,211	15,158
January	18,162	
February	20,058	
March	22,554	
April	23,837	
May	23,837	
June	23,841	

QUALITY

	Quantity	Base Number	Contract	AT	Region	England
% of FP17s for the same patient ID Re-attending within 3 months - Children	80	1,520	5.3%	10.5%	11.6%	12.0%
% of FP17s for the same patient ID Re-attending within 3 months - Adults	981	5,970	16.4%	16.0%	16.7%	15.9%
% of FP17s for the same patient ID Re-attending between 3 & 9 months - Children	777	1,520	51.1%	42.9%	47.3%	58.0%
% of FP17s for the same patient ID Re-attending between 3 & 9 months - Adults	2,862	5,970	47.9%	35.8%	38.3%	50.5%
% of FP17s for Band 1 Urgent Courses	916	7,059	13.0%	10.8%	10.5%	9.0%
% of FP17s Relating to Free Repair or Replacements	16	7,059	0.2%	0.5%	0.6%	0.8%
% of FP17s Relating to Continuations	81	7,059	1.1%	0.7%	0.8%	1.1%
% of Patients satisfied with the dentistry they have received	10	10	100.0%	88.9%	89.0%	91.5%
% of Patients satisfied with the time they had to wait for an appointment	10	10	100.0%	81.7%	84.2%	87.9%

* This is based on patients treated on this contract for their most recent course of treatment. Figures in italics indicate the base number of FP17s or Patient Questionnaire responses are less than 100. N/A is shown where the base number of responses is less than 10 during the period. % is calculated as Quantity/Base number*100

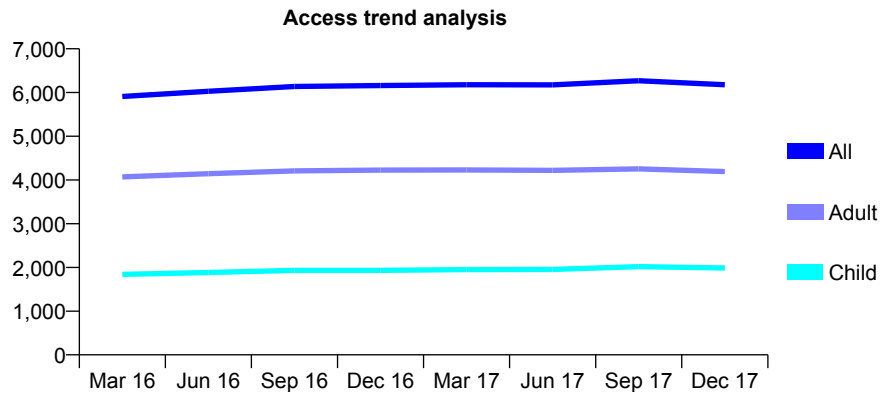
Q61 - Vital Signs At a Glance Contract Report for 733245/0001 - December 2017

Name or company name	MR AM BOOKEY
Contract type name	GDS Contract
Purpose of contract	General
Contract start date	01/04/2006
Contract end date	

17/18 Contracted general activity (UDA)	13,493
Carry forward general activity (UDA)	-85
17/18 Contracted orthodontic activity (UOA)	0
Carry forward orthodontic activity (UOA)	0
Baseline contract value	£312,043.55

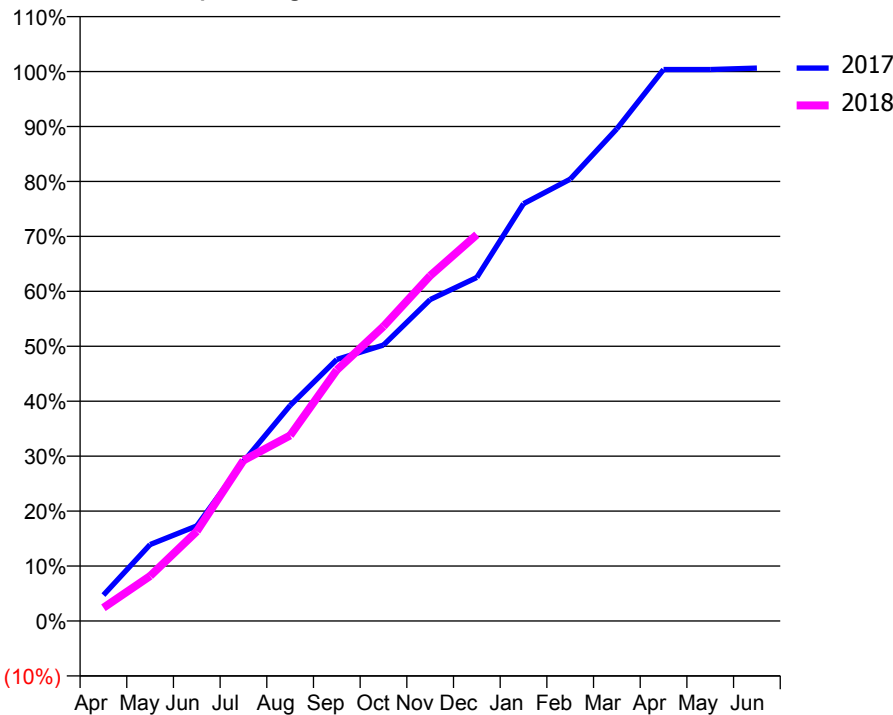
ACCESS*

Patients seen in 24 months	Total	Change since previous quarter
Quarter ending December 2016	6,159	
Quarter ending March 2017	6,179	→
Quarter ending June 2017	6,174	→
Quarter ending September 2017	6,271	→
Quarter ending December 2017	6,179	↓
Variance since December 2016	0.3%	→



ACTIVITY

Cumulative percentage of contracted UDA delivered 2017 & 2018



Month	Adjusted Scheduled Activity (UDA)	
	2017	2018
April	638	325
May	1,879	1,105
June	2,337	2,202
July	3,915	3,945
August	5,294	4,556
September	6,424	6,162
October	6,777	7,235
November	7,891	8,480
December	8,437	9,487
January	10,248	
February	10,848	
March	12,086	
April	13,541	
May	13,540	
June	13,578	

QUALITY

	Quantity	Base Number	Contract	AT	Region	England
% of FP17s for the same patient ID Re-attending within 3 months - Children	98	1,915	5.1%	10.5%	11.6%	12.0%
% of FP17s for the same patient ID Re-attending within 3 months - Adults	413	3,557	11.6%	16.0%	16.7%	15.9%
% of FP17s for the same patient ID Re-attending between 3 & 9 months - Children	992	1,915	51.8%	42.9%	47.3%	58.0%
% of FP17s for the same patient ID Re-attending between 3 & 9 months - Adults	1,258	3,557	35.4%	35.8%	38.3%	50.5%
% of FP17s for Band 1 Urgent Courses	383	4,789	8.0%	10.8%	10.5%	9.0%
% of FP17s Relating to Free Repair or Replacements	22	4,789	0.5%	0.5%	0.6%	0.8%
% of FP17s Relating to Continuations	23	4,789	0.5%	0.7%	0.8%	1.1%
% of Patients satisfied with the dentistry they have received	2	2	N/A	88.9%	89.0%	91.5%
% of Patients satisfied with the time they had to wait for an appointment	2	2	N/A	81.7%	84.2%	87.9%

* This is based on patients treated on this contract for their most recent course of treatment. Figures in italics indicate the base number of FP17s or Patient Questionnaire responses are less than 100. N/A is shown where the base number of responses is less than 10 during the period. % is calculated as Quantity/Base number*100

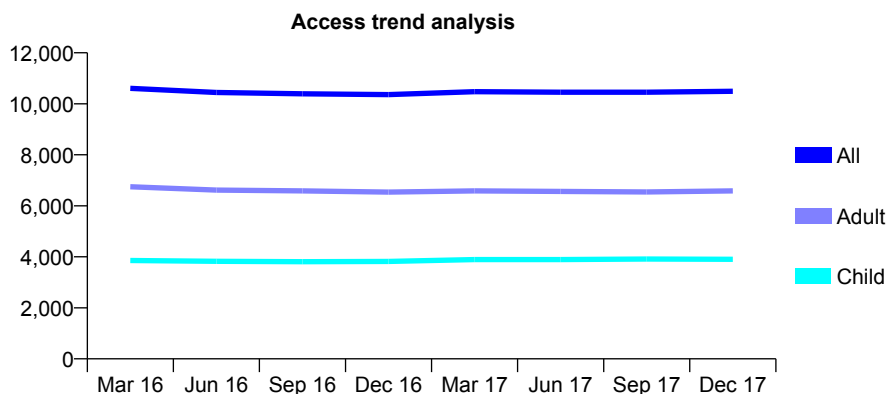
Q61 - Vital Signs At a Glance Contract Report for 738166/0001 - December 2017

Name or company name	MR S MALHAN
Contract type name	GDS Contract
Purpose of contract	General
Contract start date	01/04/2006
Contract end date	

17/18 Contracted general activity (UDA)	26,571
Carry forward general activity (UDA)	-60
17/18 Contracted orthodontic activity (UOA)	0
Carry forward orthodontic activity (UOA)	0
Baseline contract value	£678,401.06

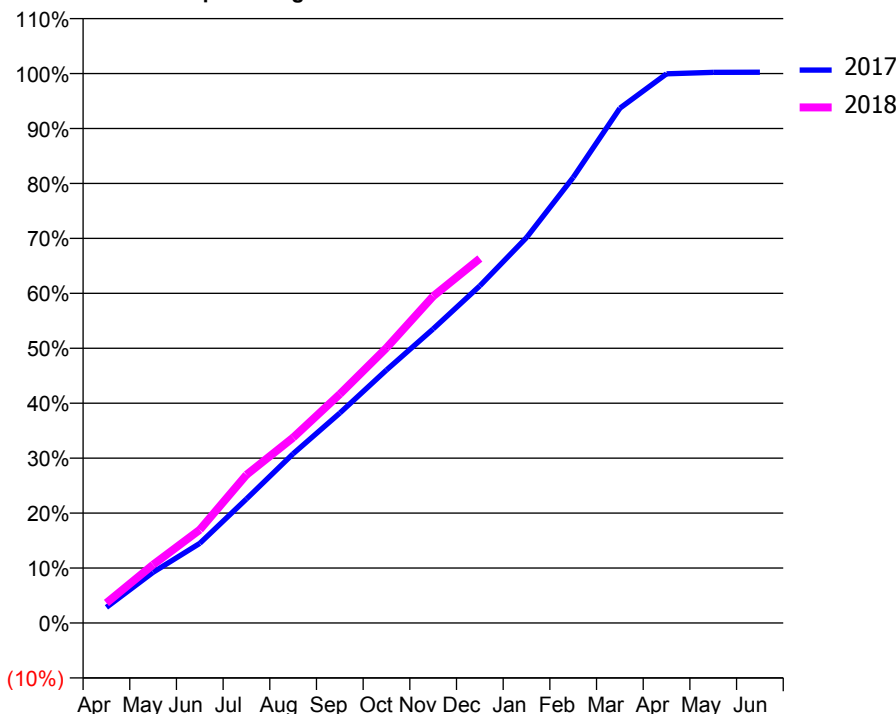
ACCESS*

Patients seen in 24 months	Total	Change since previous quarter
Quarter ending December 2016	10,361	
Quarter ending March 2017	10,478	→
Quarter ending June 2017	10,455	→
Quarter ending September 2017	10,457	→
Quarter ending December 2017	10,489	→
Variance since December 2016	1.2%	→



ACTIVITY

Cumulative percentage of contracted UDA delivered 2017 & 2018



Month	Adjusted Scheduled Activity (UDA)	
	2017	2018
April	759	973
May	2,451	2,824
June	3,854	4,513
July	6,000	7,167
August	8,187	8,968
September	10,155	11,066
October	12,236	13,303
November	14,223	15,798
December	16,304	17,629
January	18,640	
February	21,547	
March	24,891	
April	26,557	
May	26,627	
June	26,631	

QUALITY

	Quantity	Base Number	Contract	AT	Region	England
% of FP17s for the same patient ID Re-attending within 3 months - Children	208	3,071	6.8%	10.5%	11.6%	12.0%
% of FP17s for the same patient ID Re-attending within 3 months - Adults	699	4,848	14.4%	16.0%	16.7%	15.9%
% of FP17s for the same patient ID Re-attending between 3 & 9 months - Children	1,368	3,071	44.5%	42.9%	47.3%	58.0%
% of FP17s for the same patient ID Re-attending between 3 & 9 months - Adults	1,637	4,848	33.8%	35.8%	38.3%	50.5%
% of FP17s for Band 1 Urgent Courses	925	7,364	12.6%	10.8%	10.5%	9.0%
% of FP17s Relating to Free Repair or Replacements	48	7,364	0.7%	0.5%	0.6%	0.8%
% of FP17s Relating to Continuations	11	7,364	0.1%	0.7%	0.8%	1.1%
% of Patients satisfied with the dentistry they have received	5	6	N/A	88.9%	89.0%	91.5%
% of Patients satisfied with the time they had to wait for an appointment	5	6	N/A	81.7%	84.2%	87.9%

* This is based on patients treated on this contract for their most recent course of treatment. Figures in italics indicate the base number of FP17s or Patient Questionnaire responses are less than 100. N/A is shown where the base number of responses is less than 10 during the period. % is calculated as Quantity/Base number*100

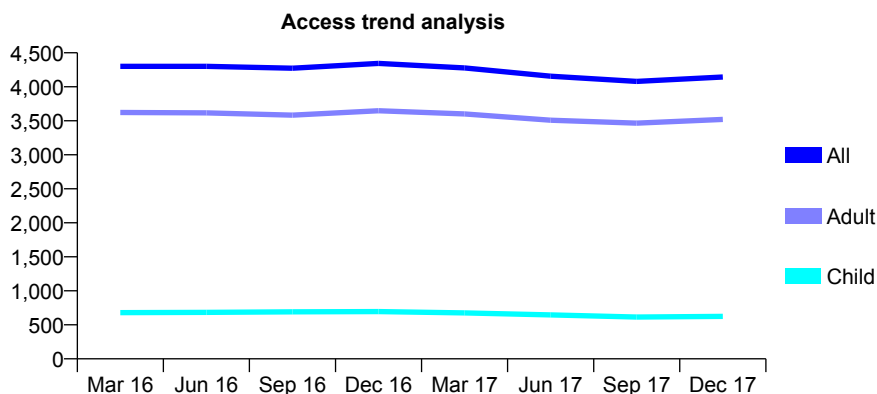
Q61 - Vital Signs At a Glance Contract Report for 741906/0001 - December 2017

Name or company name	MR DL LEVENSTEIN
Contract type name	GDS Contract
Purpose of contract	General
Contract start date	01/04/2006
Contract end date	

17/18 Contracted general activity (UDA)	11,978
Carry forward general activity (UDA)	-183
17/18 Contracted orthodontic activity (UOA)	0
Carry forward orthodontic activity (UOA)	0
Baseline contract value	£336,940.04

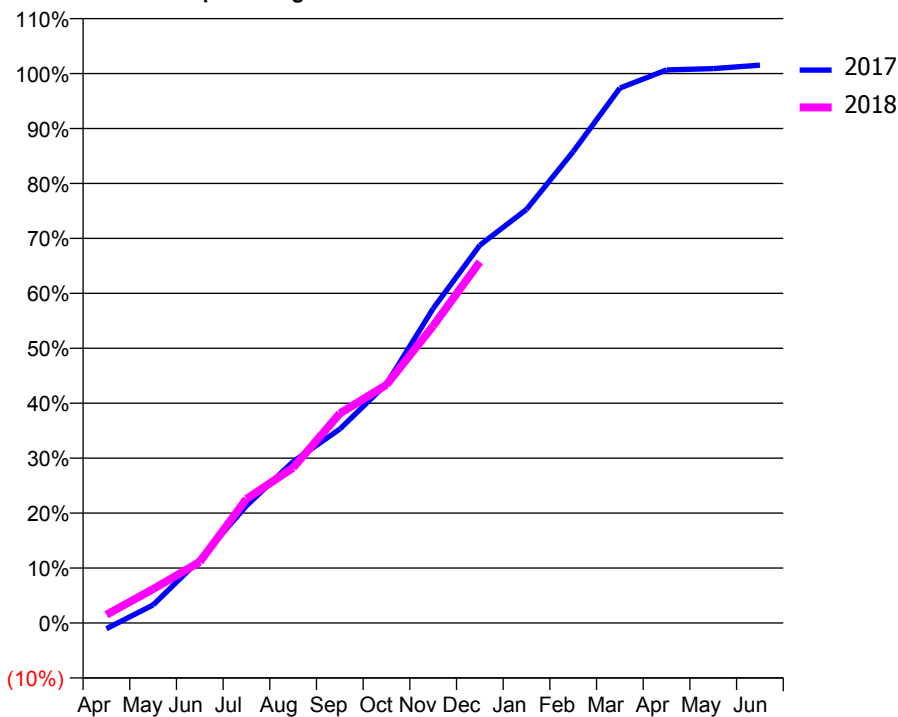
ACCESS*

Patients seen in 24 months	Total	Change since previous quarter
Quarter ending December 2016	4,344	
Quarter ending March 2017	4,277	↓
Quarter ending June 2017	4,156	↓
Quarter ending September 2017	4,080	↓
Quarter ending December 2017	4,145	→
Variance since December 2016	(4.6%)	↓



ACTIVITY

Cumulative percentage of contracted UDA delivered 2017 & 2018



Month	Adjusted Scheduled Activity (UDA)	
	2017	2018
April	-128	183
May	395	741
June	1,385	1,333
July	2,555	2,704
August	3,520	3,386
September	4,229	4,569
October	5,214	5,193
November	6,854	6,476
December	8,236	7,874
January	9,016	
February	10,275	
March	11,659	
April	12,057	
May	12,086	
June	12,161	

QUALITY

	Quantity	Base Number	Contract	AT	Region	England
% of FP17s for the same patient ID Re-attending within 3 months - Children	13	495	2.6%	10.5%	11.6%	12.0%
% of FP17s for the same patient ID Re-attending within 3 months - Adults	306	2,870	10.7%	16.0%	16.7%	15.9%
% of FP17s for the same patient ID Re-attending between 3 & 9 months - Children	222	495	44.8%	42.9%	47.3%	58.0%
% of FP17s for the same patient ID Re-attending between 3 & 9 months - Adults	1,276	2,870	44.5%	35.8%	38.3%	50.5%
% of FP17s for Band 1 Urgent Courses	245	3,161	7.8%	10.8%	10.5%	9.0%
% of FP17s Relating to Free Repair or Replacements	17	3,161	0.5%	0.5%	0.6%	0.8%
% of FP17s Relating to Continuations	14	3,161	0.4%	0.7%	0.8%	1.1%
% of Patients satisfied with the dentistry they have received	2	2	N/A	88.9%	89.0%	91.5%
% of Patients satisfied with the time they had to wait for an appointment	1	2	N/A	81.7%	84.2%	87.9%

* This is based on patients treated on this contract for their most recent course of treatment. Figures in italics indicate the base number of FP17s or Patient Questionnaire responses are less than 100. N/A is shown where the base number of responses is less than 10 during the period. % is calculated as Quantity/Base number*100

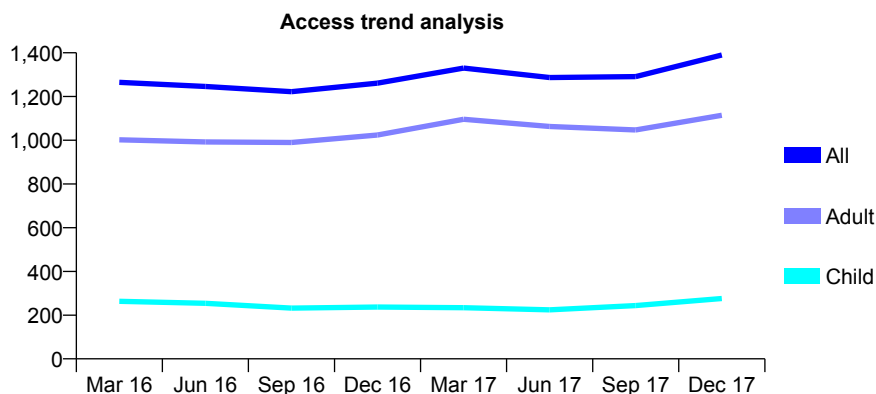
Q61 - Vital Signs At a Glance Contract Report for 742295/0001 - December 2017

Name or company name	Family Dental Care
Contract type name	GDS Contract
Purpose of contract	General
Contract start date	01/04/2006
Contract end date	

17/18 Contracted general activity (UDA)	5,308
Carry forward general activity (UDA)	-70
17/18 Contracted orthodontic activity (UOA)	0
Carry forward orthodontic activity (UOA)	0
Baseline contract value	£185,664.61

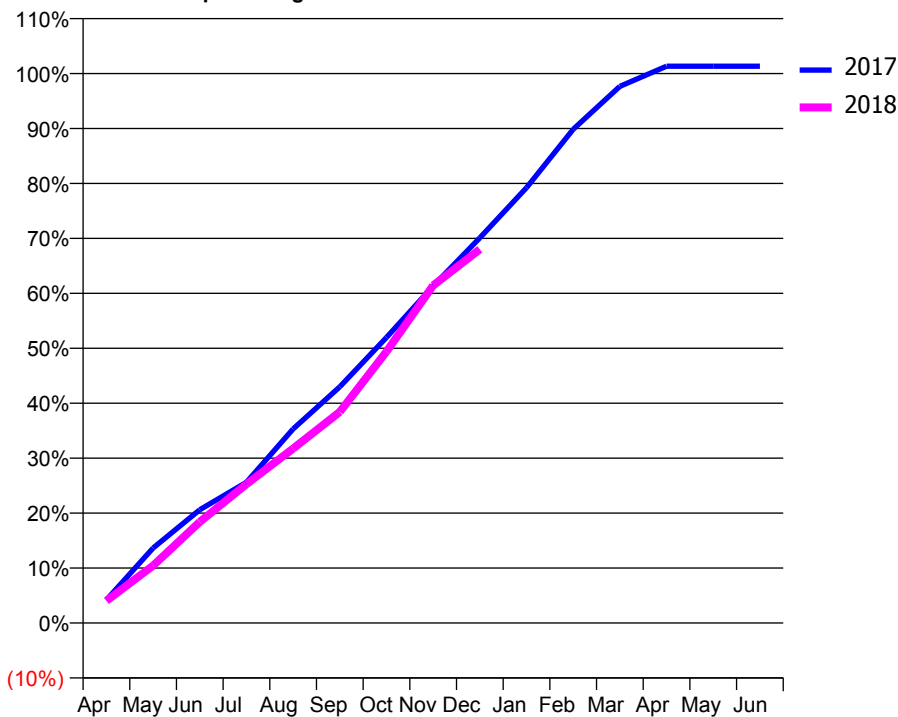
ACCESS*

Patients seen in 24 months	Total	Change since previous quarter
Quarter ending December 2016	1,261	
Quarter ending March 2017	1,330	↑
Quarter ending June 2017	1,287	↓
Quarter ending September 2017	1,291	→
Quarter ending December 2017	1,390	↑
Variance since December 2016	10.2%	↑



ACTIVITY

Cumulative percentage of contracted UDA delivered 2017 & 2018



Month	Adjusted Scheduled Activity (UDA)	
	2017	2018
April	224	214
May	724	554
June	1,094	977
July	1,359	1,341
August	1,875	1,686
September	2,282	2,040
October	2,758	2,622
November	3,256	3,260
December	3,721	3,610
January	4,205	
February	4,769	
March	5,184	
April	5,378	
May	5,378	
June	5,378	

QUALITY

	Quantity	Base Number	Contract	AT	Region	England
% of FP17s for the same patient ID Re-attending within 3 months - Children	28	303	9.2%	10.5%	11.6%	12.0%
% of FP17s for the same patient ID Re-attending within 3 months - Adults	69	748	9.2%	16.0%	16.7%	15.9%
% of FP17s for the same patient ID Re-attending between 3 & 9 months - Children	86	303	28.4%	42.9%	47.3%	58.0%
% of FP17s for the same patient ID Re-attending between 3 & 9 months - Adults	191	748	25.5%	35.8%	38.3%	50.5%
% of FP17s for Band 1 Urgent Courses	8	987	0.8%	10.8%	10.5%	9.0%
% of FP17s Relating to Free Repair or Replacements	3	987	0.3%	0.5%	0.6%	0.8%
% of FP17s Relating to Continuations	0	987	0.0%	0.7%	0.8%	1.1%
% of Patients satisfied with the dentistry they have received	1	1	N/A	88.9%	89.0%	91.5%
% of Patients satisfied with the time they had to wait for an appointment	1	1	N/A	81.7%	84.2%	87.9%

* This is based on patients treated on this contract for their most recent course of treatment. Figures in italics indicate the base number of FP17s or Patient Questionnaire responses are less than 100. N/A is shown where the base number of responses is less than 10 during the period. % is calculated as Quantity/Base number*100

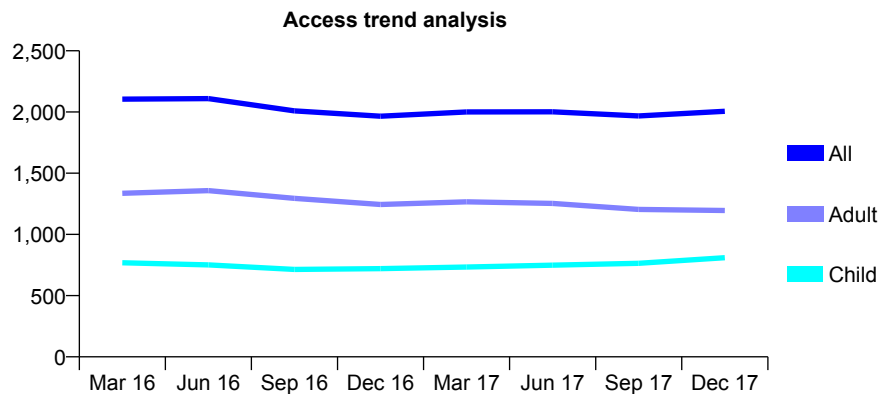
Q61 - Vital Signs At a Glance Contract Report for 742732/0001 - December 2017

Name or company name	MR R SULLMAN
Contract type name	GDS Contract
Purpose of contract	General
Contract start date	01/04/2006
Contract end date	

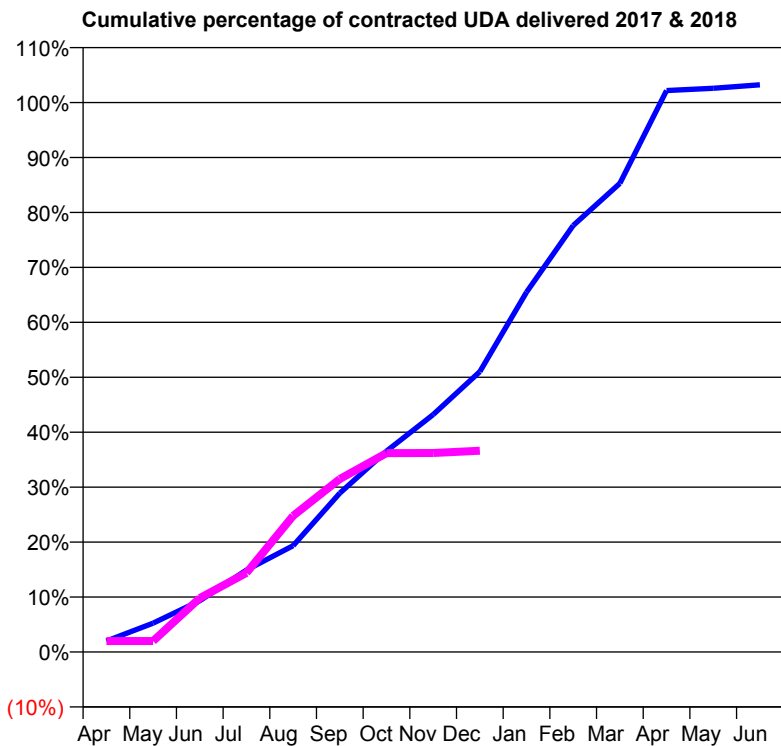
17/18 Contracted general activity (UDA)	6,652
Carry forward general activity (UDA)	-133
17/18 Contracted orthodontic activity (UOA)	0
Carry forward orthodontic activity (UOA)	0
Baseline contract value	£174,441.44

ACCESS*

Patients seen in 24 months	Total	Change since previous quarter
Quarter ending December 2016	1,966	
Quarter ending March 2017	2,000	→
Quarter ending June 2017	2,002	→
Quarter ending September 2017	1,968	↓
Quarter ending December 2017	2,006	→
Variance since December 2016	2.0%	↑



ACTIVITY



Month	Adjusted Scheduled Activity (UDA)	
	2017	2018
April	133	133
May	349	133
June	620	653
July	992	958
August	1,288	1,648
September	1,923	2,094
October	2,432	2,408
November	2,875	2,409
December	3,394	2,436
January	4,356	
February	5,163	
March	5,673	
April	6,796	
May	6,824	
June	6,867	

QUALITY

	Quantity	Base Number	Contract	AT	Region	England
% of FP17s for the same patient ID Re-attending within 3 months - Children	40	485	8.2%	10.5%	11.6%	12.0%
% of FP17s for the same patient ID Re-attending within 3 months - Adults	105	676	15.5%	16.0%	16.7%	15.9%
% of FP17s for the same patient ID Re-attending between 3 & 9 months - Children	69	485	14.2%	42.9%	47.3%	58.0%
% of FP17s for the same patient ID Re-attending between 3 & 9 months - Adults	162	676	24.0%	35.8%	38.3%	50.5%
% of FP17s for Band 1 Urgent Courses	165	844	19.5%	10.8%	10.5%	9.0%
% of FP17s Relating to Free Repair or Replacements	1	844	0.1%	0.5%	0.6%	0.8%
% of FP17s Relating to Continuations	1	844	0.1%	0.7%	0.8%	1.1%
% of Patients satisfied with the dentistry they have received	0	0	N/A	88.9%	89.0%	91.5%
% of Patients satisfied with the time they had to wait for an appointment	0	0	N/A	81.7%	84.2%	87.9%

* This is based on patients treated on this contract for their most recent course of treatment. Figures in italics indicate the base number of FP17s or Patient Questionnaire responses are less than 100. N/A is shown where the base number of responses is less than 10 during the period. % is calculated as Quantity/Base number*100

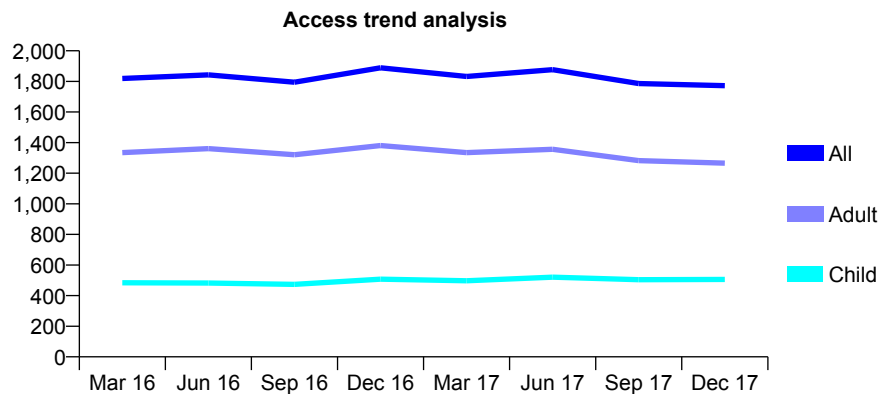
Q61 - Vital Signs At a Glance Contract Report for 745359/0001 - December 2017

Name or company name	MISS A AGARWAL
Contract type name	GDS Contract
Purpose of contract	General
Contract start date	01/04/2006
Contract end date	

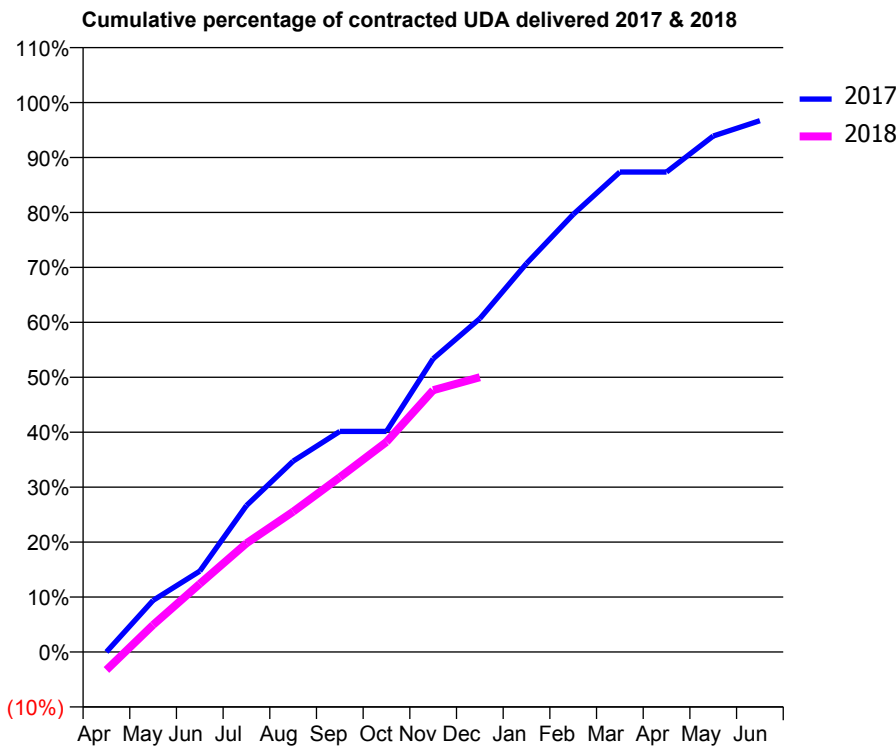
17/18 Contracted general activity (UDA)	4,246
Carry forward general activity (UDA)	140
17/18 Contracted orthodontic activity (UOA)	0
Carry forward orthodontic activity (UOA)	0
Baseline contract value	£133,952.25

ACCESS*

Patients seen in 24 months	Total	Change since previous quarter
Quarter ending December 2016	1,889	
Quarter ending March 2017	1,832	↓
Quarter ending June 2017	1,877	↑
Quarter ending September 2017	1,786	↓
Quarter ending December 2017	1,772	→
Variance since December 2016	(6.2%)	↓



ACTIVITY



Month	Adjusted Scheduled Activity (UDA)	
	2017	2018
April	0	-140
May	399	210
June	625	527
July	1,132	841
August	1,475	1,085
September	1,705	1,350
October	1,705	1,623
November	2,267	2,024
December	2,576	2,123
January	3,002	
February	3,381	
March	3,709	
April	3,709	
May	3,987	
June	4,106	

QUALITY

	Quantity	Base Number	Contract	AT	Region	England
% of FP17s for the same patient ID Re-attending within 3 months - Children	32	351	9.1%	10.5%	11.6%	12.0%
% of FP17s for the same patient ID Re-attending within 3 months - Adults	137	791	17.3%	16.0%	16.7%	15.9%
% of FP17s for the same patient ID Re-attending between 3 & 9 months - Children	98	351	27.9%	42.9%	47.3%	58.0%
% of FP17s for the same patient ID Re-attending between 3 & 9 months - Adults	154	791	19.5%	35.8%	38.3%	50.5%
% of FP17s for Band 1 Urgent Courses	149	998	14.9%	10.8%	10.5%	9.0%
% of FP17s Relating to Free Repair or Replacements	4	998	0.4%	0.5%	0.6%	0.8%
% of FP17s Relating to Continuations	11	998	1.1%	0.7%	0.8%	1.1%
% of Patients satisfied with the dentistry they have received	3	3	N/A	88.9%	89.0%	91.5%
% of Patients satisfied with the time they had to wait for an appointment	3	3	N/A	81.7%	84.2%	87.9%

* This is based on patients treated on this contract for their most recent course of treatment. Figures in italics indicate the base number of FP17s or Patient Questionnaire responses are less than 100. N/A is shown where the base number of responses is less than 10 during the period. % is calculated as Quantity/Base number*100

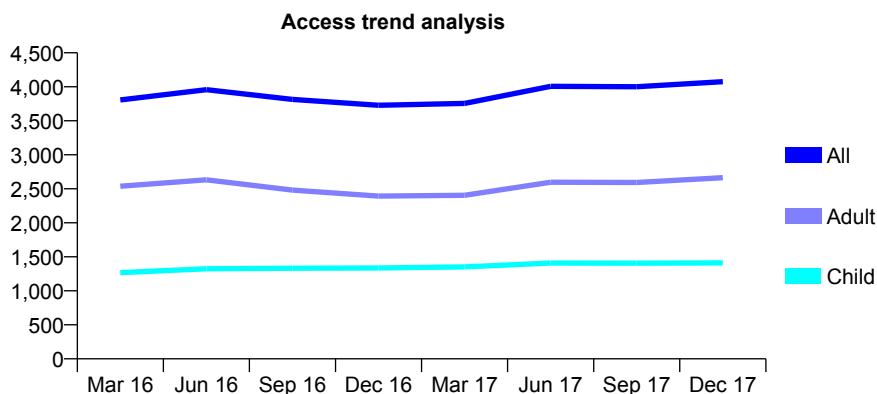
Q61 - Vital Signs At a Glance Contract Report for 745634/0001 - December 2017

Name or company name	MR DG FOURIE
Contract type name	GDS Contract
Purpose of contract	General
Contract start date	01/04/2006
Contract end date	

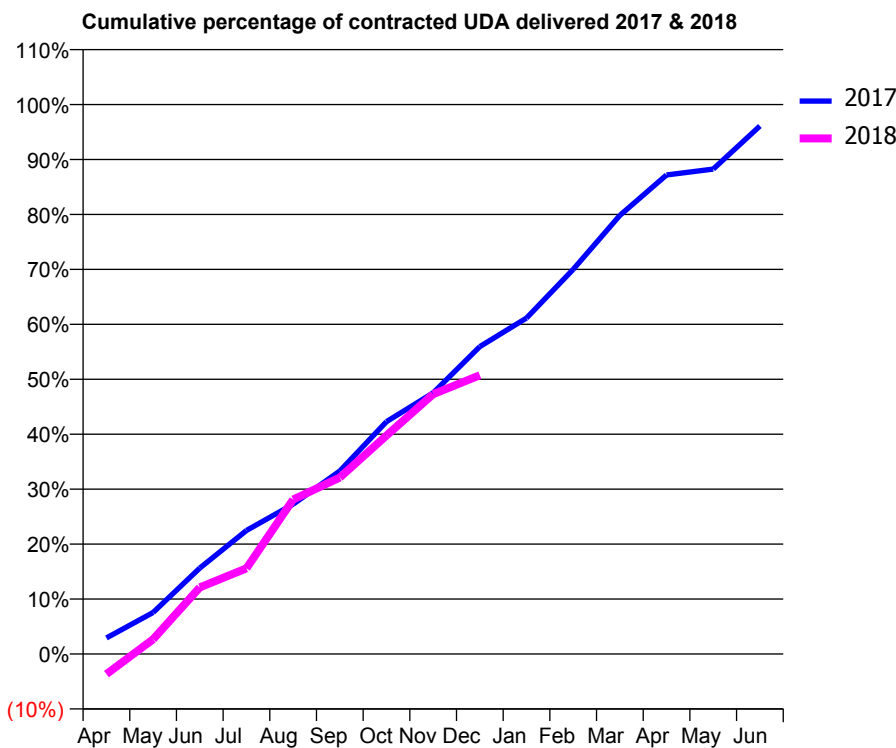
17/18 Contracted general activity (UDA)	11,947
Carry forward general activity (UDA)	468
17/18 Contracted orthodontic activity (UOA)	0
Carry forward orthodontic activity (UOA)	0
Baseline contract value	£401,429.74

ACCESS*

Patients seen in 24 months	Total	Change since previous quarter
Quarter ending December 2016	3,729	
Quarter ending March 2017	3,756	→
Quarter ending June 2017	4,006	↑
Quarter ending September 2017	4,000	→
Quarter ending December 2017	4,075	→
Variance since December 2016	9.3%	↑



ACTIVITY



Month	Adjusted Scheduled Activity (UDA)	
	2017	2018
April	350	-440
May	902	321
June	1,868	1,448
July	2,685	1,863
August	3,258	3,358
September	3,978	3,838
October	5,051	4,751
November	5,677	5,649
December	6,685	6,060
January	7,306	
February	8,364	
March	9,537	
April	10,415	
May	10,542	
June	11,479	

QUALITY

	Quantity	Base Number	Contract	AT	Region	England
% of FP17s for the same patient ID Re-attending within 3 months - Children	120	1,421	8.4%	10.5%	11.6%	12.0%
% of FP17s for the same patient ID Re-attending within 3 months - Adults	405	2,588	15.6%	16.0%	16.7%	15.9%
% of FP17s for the same patient ID Re-attending between 3 & 9 months - Children	750	1,421	52.8%	42.9%	47.3%	58.0%
% of FP17s for the same patient ID Re-attending between 3 & 9 months - Adults	1,052	2,588	40.6%	35.8%	38.3%	50.5%
% of FP17s for Band 1 Urgent Courses	214	2,900	7.4%	10.8%	10.5%	9.0%
% of FP17s Relating to Free Repair or Replacements	23	2,900	0.8%	0.5%	0.6%	0.8%
% of FP17s Relating to Continuations	6	2,900	0.2%	0.7%	0.8%	1.1%
% of Patients satisfied with the dentistry they have received	6	6	N/A	88.9%	89.0%	91.5%
% of Patients satisfied with the time they had to wait for an appointment	4	6	N/A	81.7%	84.2%	87.9%

* This is based on patients treated on this contract for their most recent course of treatment. Figures in italics indicate the base number of FP17s or Patient Questionnaire responses are less than 100. N/A is shown where the base number of responses is less than 10 during the period. % is calculated as Quantity/Base number*100

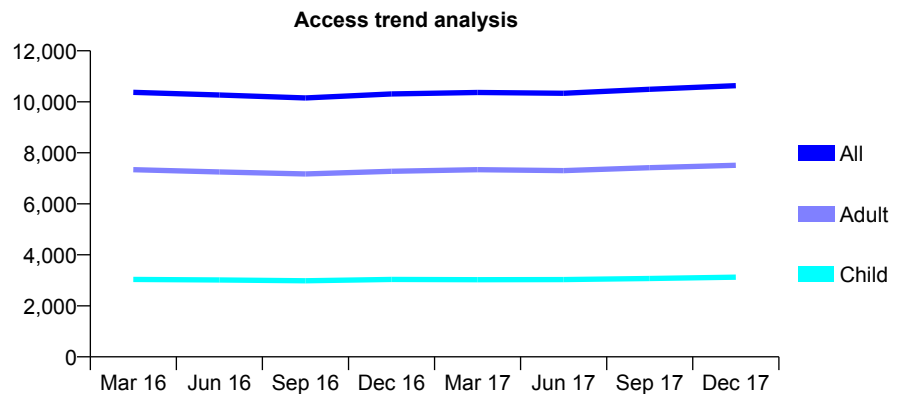
Q61 - Vital Signs At a Glance Contract Report for 746959/0001 - December 2017

Name or company name	Wanstead Village Dental & Health Centre
Contract type name	GDS Contract
Purpose of contract	General
Contract start date	01/04/2006
Contract end date	

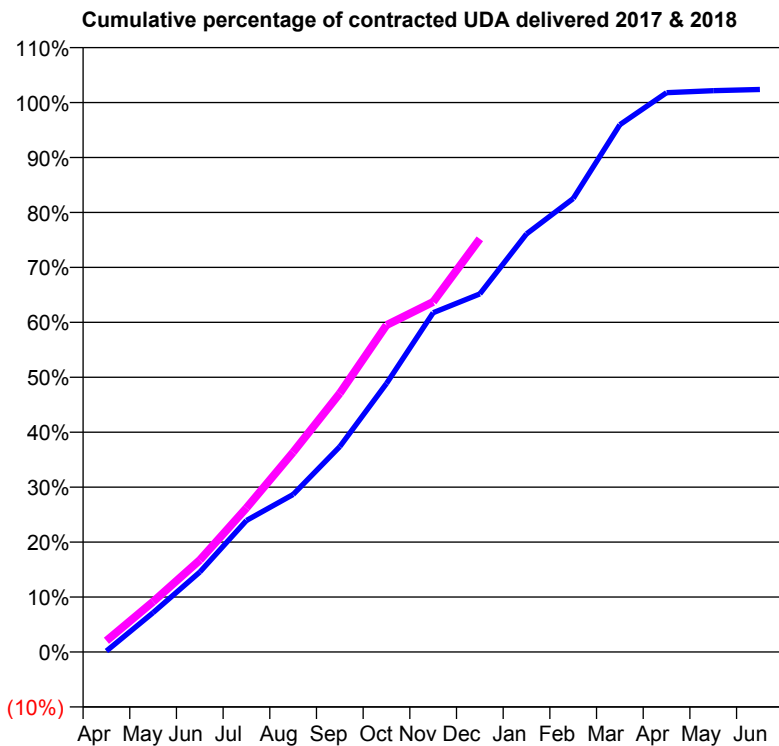
17/18 Contracted general activity (UDA)	22,644
Carry forward general activity (UDA)	-453
17/18 Contracted orthodontic activity (UOA)	0
Carry forward orthodontic activity (UOA)	0
Baseline contract value	£497,493.30

ACCESS*

Patients seen in 24 months	Total	Change since previous quarter
Quarter ending December 2016	10,307	
Quarter ending March 2017	10,364	→
Quarter ending June 2017	10,335	→
Quarter ending September 2017	10,493	→
Quarter ending December 2017	10,635	→
Variance since December 2016	3.2%	↑



ACTIVITY



Month	Adjusted Scheduled Activity (UDA)	
	2017	2018
April	44	465
May	1,625	2,076
June	3,292	3,791
July	5,423	5,935
August	6,491	8,235
September	8,463	10,662
October	11,062	13,471
November	13,979	14,430
December	14,757	17,025
January	17,228	
February	18,685	
March	21,731	
April	23,051	
May	23,132	
June	23,182	

QUALITY

	Quantity	Base Number	Contract	AT	Region	England
% of FP17s for the same patient ID Re-attending within 3 months - Children	263	3,344	7.9%	10.5%	11.6%	12.0%
% of FP17s for the same patient ID Re-attending within 3 months - Adults	1,062	7,191	14.8%	16.0%	16.7%	15.9%
% of FP17s for the same patient ID Re-attending between 3 & 9 months - Children	1,915	3,344	57.3%	42.9%	47.3%	58.0%
% of FP17s for the same patient ID Re-attending between 3 & 9 months - Adults	3,423	7,191	47.6%	35.8%	38.3%	50.5%
% of FP17s for Band 1 Urgent Courses	1,095	9,244	11.8%	10.8%	10.5%	9.0%
% of FP17s Relating to Free Repair or Replacements	135	9,244	1.5%	0.5%	0.6%	0.8%
% of FP17s Relating to Continuations	6	9,244	0.1%	0.7%	0.8%	1.1%
% of Patients satisfied with the dentistry they have received	19	21	90.5%	88.9%	89.0%	91.5%
% of Patients satisfied with the time they had to wait for an appointment	18	21	85.7%	81.7%	84.2%	87.9%

* This is based on patients treated on this contract for their most recent course of treatment. Figures in italics indicate the base number of FP17s or Patient Questionnaire responses are less than 100. N/A is shown where the base number of responses is less than 10 during the period. % is calculated as Quantity/Base number*100

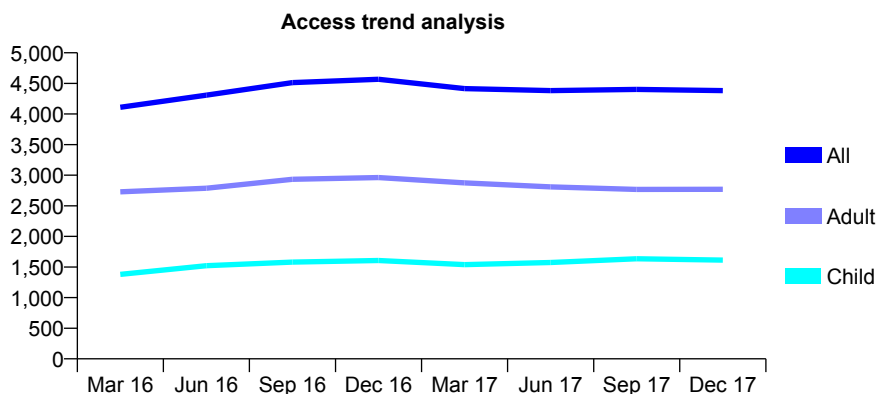
Q61 - Vital Signs At a Glance Contract Report for 750123/0001 - December 2017

Name or company name	MR S DODHIA
Contract type name	GDS Contract
Purpose of contract	General
Contract start date	01/04/2006
Contract end date	

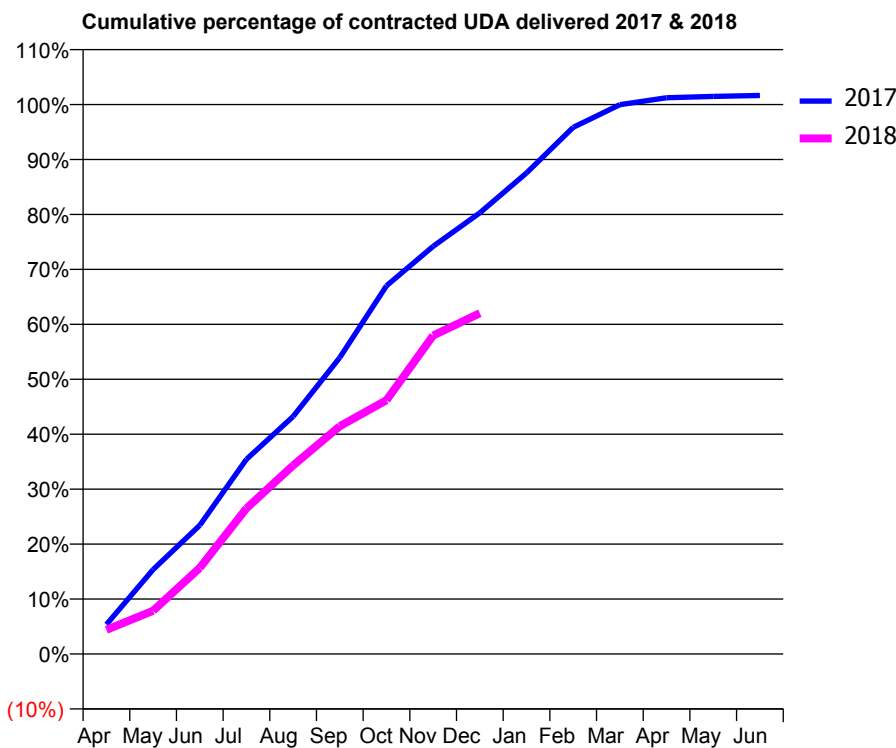
17/18 Contracted general activity (UDA)	12,420
Carry forward general activity (UDA)	-205
17/18 Contracted orthodontic activity (UOA)	0
Carry forward orthodontic activity (UOA)	0
Baseline contract value	£467,848.70

ACCESS*

Patients seen in 24 months	Total	Change since previous quarter
Quarter ending December 2016	4,567	
Quarter ending March 2017	4,414	↓
Quarter ending June 2017	4,383	→
Quarter ending September 2017	4,402	→
Quarter ending December 2017	4,383	→
Variance since December 2016	(4.0%)	↓



ACTIVITY



Month	Adjusted Scheduled Activity (UDA)	
	2017	2018
April	668	547
May	1,909	977
June	2,909	1,949
July	4,403	3,293
August	5,370	4,263
September	6,702	5,149
October	8,323	5,737
November	9,214	7,199
December	9,971	7,702
January	10,873	
February	11,903	
March	12,417	
April	12,572	
May	12,603	
June	12,625	

QUALITY

	Quantity	Base Number	Contract	AT	Region	England
% of FP17s for the same patient ID Re-attending within 3 months - Children	86	1,061	8.1%	10.5%	11.6%	12.0%
% of FP17s for the same patient ID Re-attending within 3 months - Adults	346	1,977	17.5%	16.0%	16.7%	15.9%
% of FP17s for the same patient ID Re-attending between 3 & 9 months - Children	219	1,061	20.6%	42.9%	47.3%	58.0%
% of FP17s for the same patient ID Re-attending between 3 & 9 months - Adults	520	1,977	26.3%	35.8%	38.3%	50.5%
% of FP17s for Band 1 Urgent Courses	513	2,927	17.5%	10.8%	10.5%	9.0%
% of FP17s Relating to Free Repair or Replacements	0	2,927	0.0%	0.5%	0.6%	0.8%
% of FP17s Relating to Continuations	7	2,927	0.2%	0.7%	0.8%	1.1%
% of Patients satisfied with the dentistry they have received	0	0	N/A	88.9%	89.0%	91.5%
% of Patients satisfied with the time they had to wait for an appointment	0	0	N/A	81.7%	84.2%	87.9%

* This is based on patients treated on this contract for their most recent course of treatment. Figures in italics indicate the base number of FP17s or Patient Questionnaire responses are less than 100. N/A is shown where the base number of responses is less than 10 during the period. % is calculated as Quantity/Base number*100

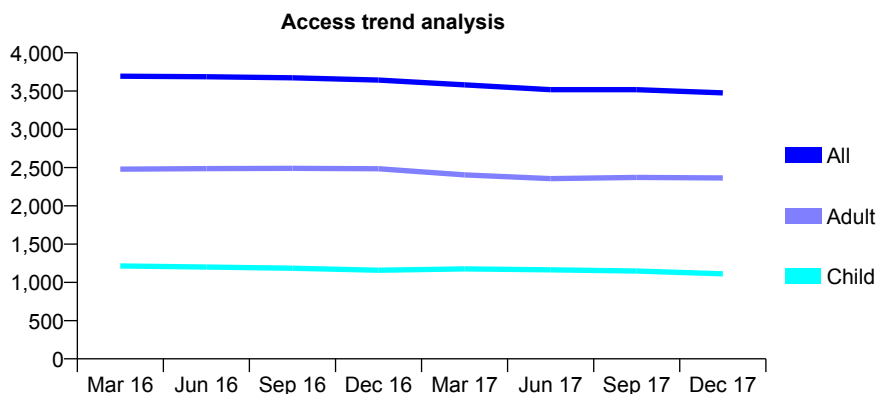
Q61 - Vital Signs At a Glance Contract Report for 750123/0002 - December 2017

Name or company name	MR S DODHIA
Contract type name	GDS Contract
Purpose of contract	General
Contract start date	01/04/2006
Contract end date	

17/18 Contracted general activity (UDA)	9,575
Carry forward general activity (UDA)	-162
17/18 Contracted orthodontic activity (UOA)	0
Carry forward orthodontic activity (UOA)	0
Baseline contract value	£354,534.03

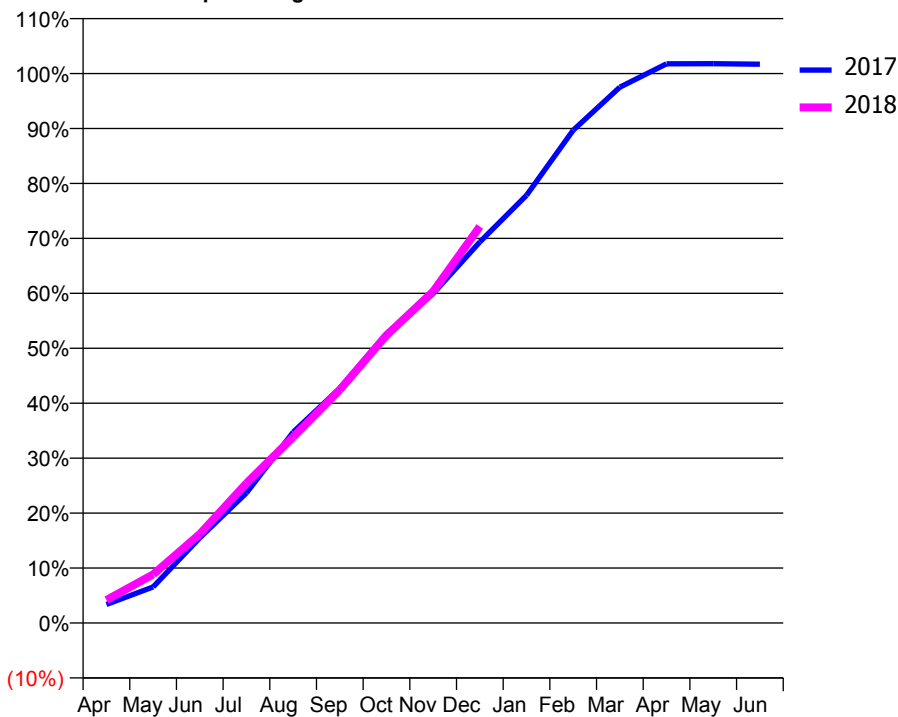
ACCESS*

Patients seen in 24 months	Total	Change since previous quarter
Quarter ending December 2016	3,643	
Quarter ending March 2017	3,580	↓
Quarter ending June 2017	3,518	↓
Quarter ending September 2017	3,518	→
Quarter ending December 2017	3,476	↓
Variance since December 2016	(4.6%)	↓



ACTIVITY

Cumulative percentage of contracted UDA delivered 2017 & 2018



Month	Adjusted Scheduled Activity (UDA)	
	2017	2018
April	325	401
May	630	847
June	1,484	1,552
July	2,267	2,437
August	3,326	3,243
September	4,091	4,064
October	5,043	5,013
November	5,741	5,778
December	6,641	6,909
January	7,453	
February	8,586	
March	9,337	
April	9,743	
May	9,746	
June	9,737	

QUALITY

	Quantity	Base Number	Contract	AT	Region	England
% of FP17s for the same patient ID Re-attending within 3 months - Children	74	794	9.3%	10.5%	11.6%	12.0%
% of FP17s for the same patient ID Re-attending within 3 months - Adults	393	1,922	20.4%	16.0%	16.7%	15.9%
% of FP17s for the same patient ID Re-attending between 3 & 9 months - Children	198	794	24.9%	42.9%	47.3%	58.0%
% of FP17s for the same patient ID Re-attending between 3 & 9 months - Adults	432	1,922	22.5%	35.8%	38.3%	50.5%
% of FP17s for Band 1 Urgent Courses	521	2,585	20.2%	10.8%	10.5%	9.0%
% of FP17s Relating to Free Repair or Replacements	13	2,585	0.5%	0.5%	0.6%	0.8%
% of FP17s Relating to Continuations	6	2,585	0.2%	0.7%	0.8%	1.1%
% of Patients satisfied with the dentistry they have received	5	6	N/A	88.9%	89.0%	91.5%
% of Patients satisfied with the time they had to wait for an appointment	3	6	N/A	81.7%	84.2%	87.9%

* This is based on patients treated on this contract for their most recent course of treatment. Figures in italics indicate the base number of FP17s or Patient Questionnaire responses are less than 100. N/A is shown where the base number of responses is less than 10 during the period. % is calculated as Quantity/Base number*100

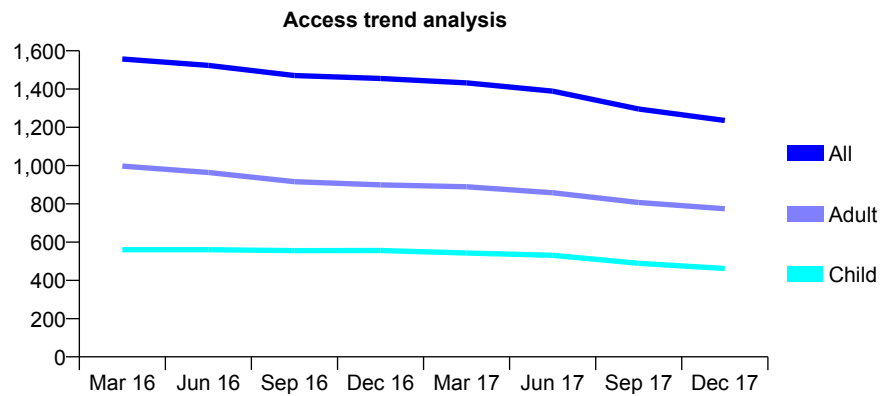
Q61 - Vital Signs At a Glance Contract Report for 750123/0004 - December 2017

Name or company name	MR S DODHIA
Contract type name	GDS Contract
Purpose of contract	General
Contract start date	27/07/2013
Contract end date	

17/18 Contracted general activity (UDA)	4,105
Carry forward general activity (UDA)	-82
17/18 Contracted orthodontic activity (UOA)	0
Carry forward orthodontic activity (UOA)	0
Baseline contract value	£138,088.73

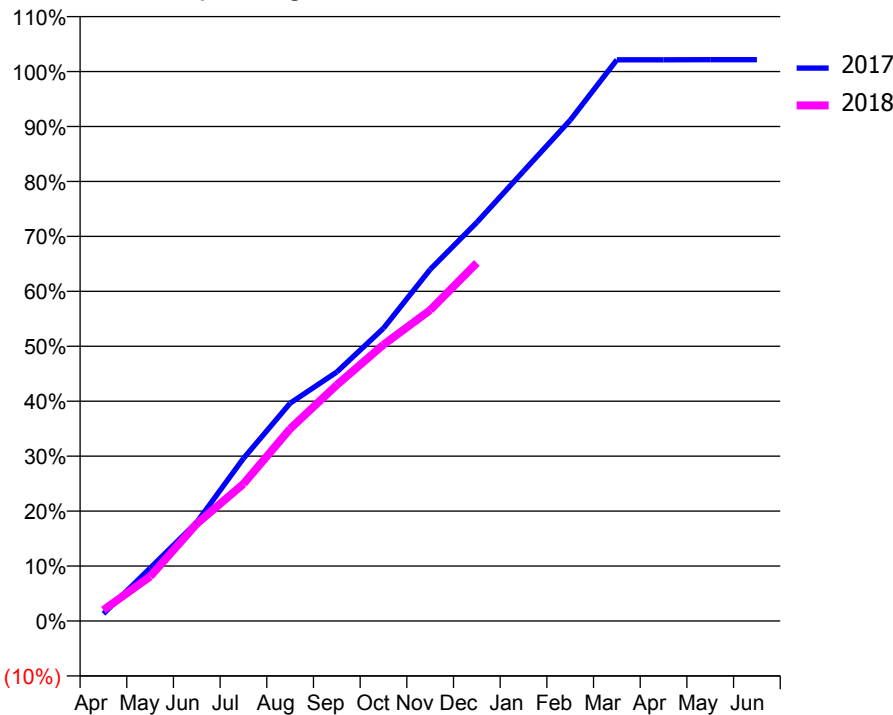
ACCESS*

Patients seen in 24 months	Total	Change since previous quarter
Quarter ending December 2016	1,455	
Quarter ending March 2017	1,432	↓
Quarter ending June 2017	1,389	↓
Quarter ending September 2017	1,296	↓
Quarter ending December 2017	1,236	↓
Variance since December 2016	(15.1%)	↓



ACTIVITY

Cumulative percentage of contracted UDA delivered 2017 & 2018



Month	Adjusted Scheduled Activity (UDA)	
	2017	2018
April	54	82
May	395	332
June	738	726
July	1,214	1,024
August	1,627	1,436
September	1,861	1,764
October	2,187	2,065
November	2,626	2,323
December	2,978	2,675
January	3,361	
February	3,741	
March	4,192	
April	4,192	
May	4,193	
June	4,193	

QUALITY

	Quantity	Base Number	Contract	AT	Region	England
% of FP17s for the same patient ID Re-attending within 3 months - Children	4	238	1.7%	10.5%	11.6%	12.0%
% of FP17s for the same patient ID Re-attending within 3 months - Adults	72	480	15.0%	16.0%	16.7%	15.9%
% of FP17s for the same patient ID Re-attending between 3 & 9 months - Children	49	238	20.6%	42.9%	47.3%	58.0%
% of FP17s for the same patient ID Re-attending between 3 & 9 months - Adults	112	480	23.3%	35.8%	38.3%	50.5%
% of FP17s for Band 1 Urgent Courses	105	716	14.7%	10.8%	10.5%	9.0%
% of FP17s Relating to Free Repair or Replacements	0	716	0.0%	0.5%	0.6%	0.8%
% of FP17s Relating to Continuations	0	716	0.0%	0.7%	0.8%	1.1%
% of Patients satisfied with the dentistry they have received	0	0	N/A	88.9%	89.0%	91.5%
% of Patients satisfied with the time they had to wait for an appointment	0	0	N/A	81.7%	84.2%	87.9%

* This is based on patients treated on this contract for their most recent course of treatment. Figures in italics indicate the base number of FP17s or Patient Questionnaire responses are less than 100. N/A is shown where the base number of responses is less than 10 during the period. % is calculated as Quantity/Base number*100

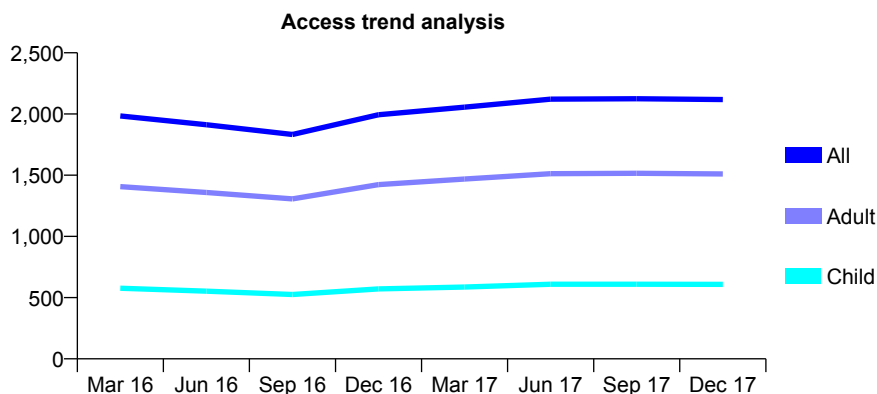
Q61 - Vital Signs At a Glance Contract Report for 751669/0001 - December 2017

Name or company name	MR V KAJAN
Contract type name	GDS Contract
Purpose of contract	General
Contract start date	01/04/2006
Contract end date	

17/18 Contracted general activity (UDA)	5,139
Carry forward general activity (UDA)	0
17/18 Contracted orthodontic activity (UOA)	0
Carry forward orthodontic activity (UOA)	0
Baseline contract value	£193,894.27

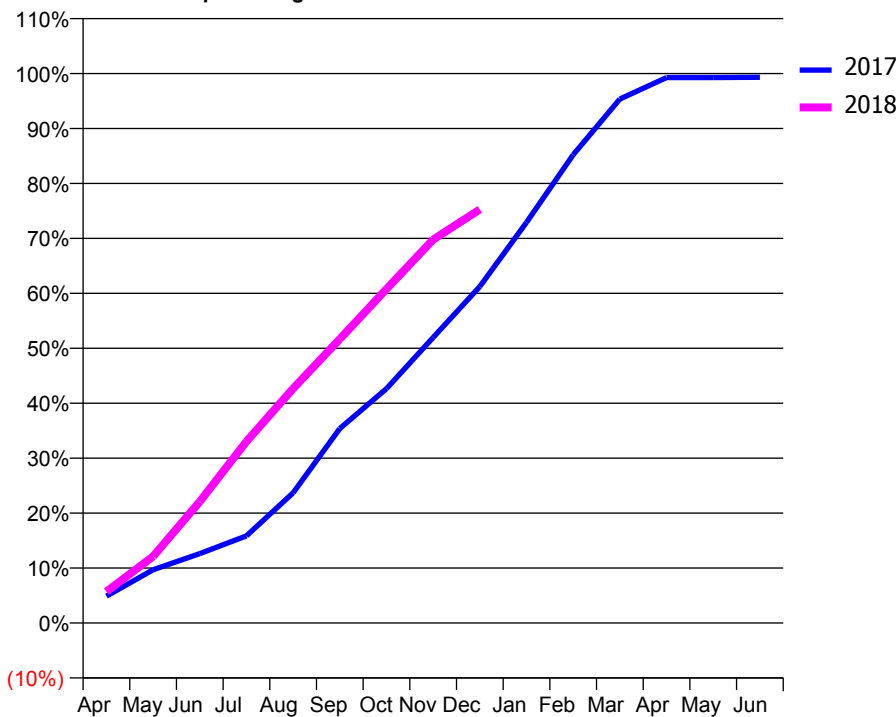
ACCESS*

Patients seen in 24 months	Total	Change since previous quarter
Quarter ending December 2016	1,994	
Quarter ending March 2017	2,056	↑
Quarter ending June 2017	2,122	↑
Quarter ending September 2017	2,125	→
Quarter ending December 2017	2,118	→
Variance since December 2016	6.2%	↑



ACTIVITY

Cumulative percentage of contracted UDA delivered 2017 & 2018



Month	Adjusted Scheduled Activity (UDA)	
	2017	2018
April	252	293
May	498	622
June	649	1,135
July	815	1,698
August	1,218	2,193
September	1,819	2,656
October	2,191	3,124
November	2,671	3,586
December	3,147	3,868
January	3,747	
February	4,379	
March	4,900	
April	5,101	
May	5,101	
June	5,104	

QUALITY

	Quantity	Base Number	Contract	AT	Region	England
% of FP17s for the same patient ID Re-attending within 3 months - Children	74	770	9.6%	10.5%	11.6%	12.0%
% of FP17s for the same patient ID Re-attending within 3 months - Adults	322	1,741	18.5%	16.0%	16.7%	15.9%
% of FP17s for the same patient ID Re-attending between 3 & 9 months - Children	502	770	65.2%	42.9%	47.3%	58.0%
% of FP17s for the same patient ID Re-attending between 3 & 9 months - Adults	988	1,741	56.7%	35.8%	38.3%	50.5%
% of FP17s for Band 1 Urgent Courses	135	2,379	5.7%	10.8%	10.5%	9.0%
% of FP17s Relating to Free Repair or Replacements	123	2,379	5.2%	0.5%	0.6%	0.8%
% of FP17s Relating to Continuations	25	2,379	1.1%	0.7%	0.8%	1.1%
% of Patients satisfied with the dentistry they have received	4	4	N/A	88.9%	89.0%	91.5%
% of Patients satisfied with the time they had to wait for an appointment	4	4	N/A	81.7%	84.2%	87.9%

* This is based on patients treated on this contract for their most recent course of treatment. Figures in italics indicate the base number of FP17s or Patient Questionnaire responses are less than 100. N/A is shown where the base number of responses is less than 10 during the period. % is calculated as Quantity/Base number*100

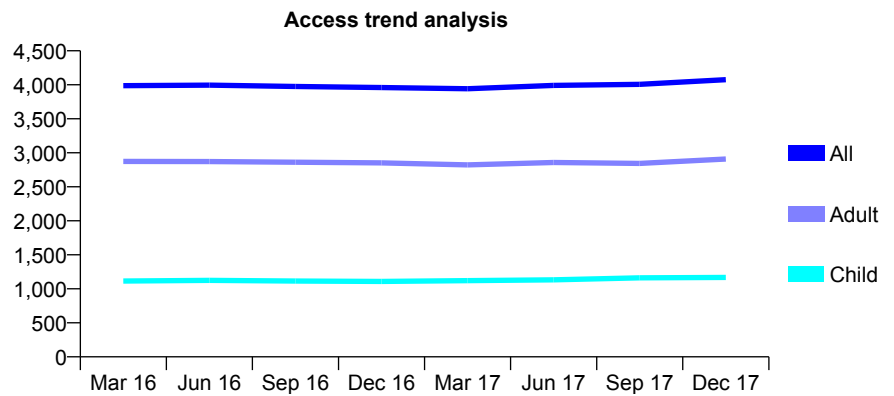
Q61 - Vital Signs At a Glance Contract Report for 755605/0001 - December 2017

Name or company name	MRS M KHAMBATI
Contract type name	GDS Contract
Purpose of contract	General
Contract start date	01/04/2006
Contract end date	

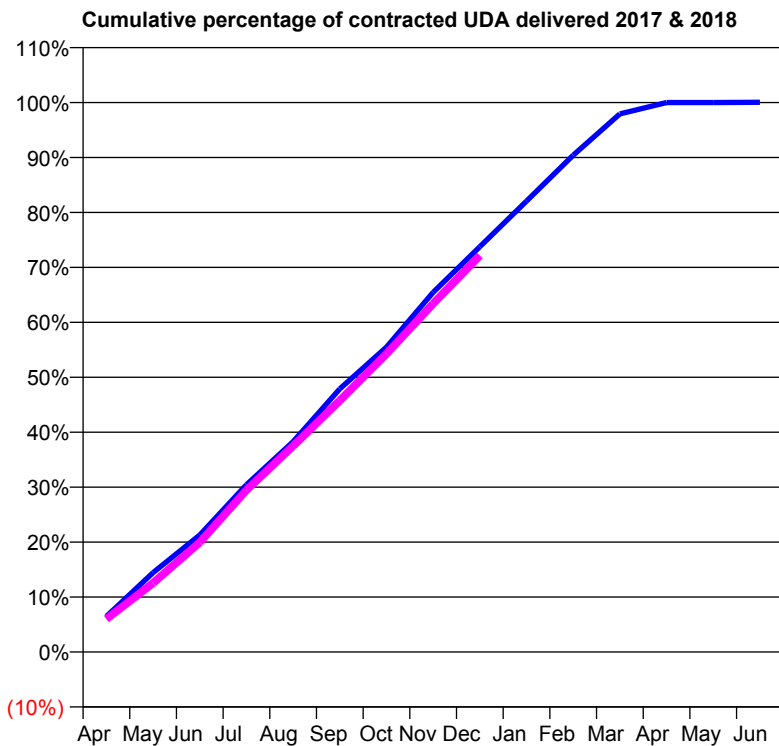
17/18 Contracted general activity (UDA)	11,817
Carry forward general activity (UDA)	-5
17/18 Contracted orthodontic activity (UOA)	0
Carry forward orthodontic activity (UOA)	0
Baseline contract value	£377,212.38

ACCESS*

Patients seen in 24 months	Total	Change since previous quarter
Quarter ending December 2016	3,960	
Quarter ending March 2017	3,943	→
Quarter ending June 2017	3,991	→
Quarter ending September 2017	4,006	→
Quarter ending December 2017	4,075	→
Variance since December 2016	2.9%	↑



ACTIVITY



Month	Adjusted Scheduled Activity (UDA)	
	2017	2018
April	766	708
May	1,709	1,485
June	2,517	2,359
July	3,597	3,484
August	4,524	4,432
September	5,658	5,408
October	6,557	6,414
November	7,734	7,491
December	8,716	8,526
January	9,696	
February	10,682	
March	11,573	
April	11,816	
May	11,817	
June	11,822	

QUALITY

	Quantity	Base Number	Contract	AT	Region	England
% of FP17s for the same patient ID Re-attending within 3 months - Children	98	1,089	9.0%	10.5%	11.6%	12.0%
% of FP17s for the same patient ID Re-attending within 3 months - Adults	393	2,610	15.1%	16.0%	16.7%	15.9%
% of FP17s for the same patient ID Re-attending between 3 & 9 months - Children	434	1,089	39.9%	42.9%	47.3%	58.0%
% of FP17s for the same patient ID Re-attending between 3 & 9 months - Adults	1,039	2,610	39.8%	35.8%	38.3%	50.5%
% of FP17s for Band 1 Urgent Courses	403	3,575	11.3%	10.8%	10.5%	9.0%
% of FP17s Relating to Free Repair or Replacements	21	3,575	0.6%	0.5%	0.6%	0.8%
% of FP17s Relating to Continuations	30	3,575	0.8%	0.7%	0.8%	1.1%
% of Patients satisfied with the dentistry they have received	5	5	N/A	88.9%	89.0%	91.5%
% of Patients satisfied with the time they had to wait for an appointment	3	5	N/A	81.7%	84.2%	87.9%

* This is based on patients treated on this contract for their most recent course of treatment. Figures in italics indicate the base number of FP17s or Patient Questionnaire responses are less than 100. N/A is shown where the base number of responses is less than 10 during the period. % is calculated as Quantity/Base number*100

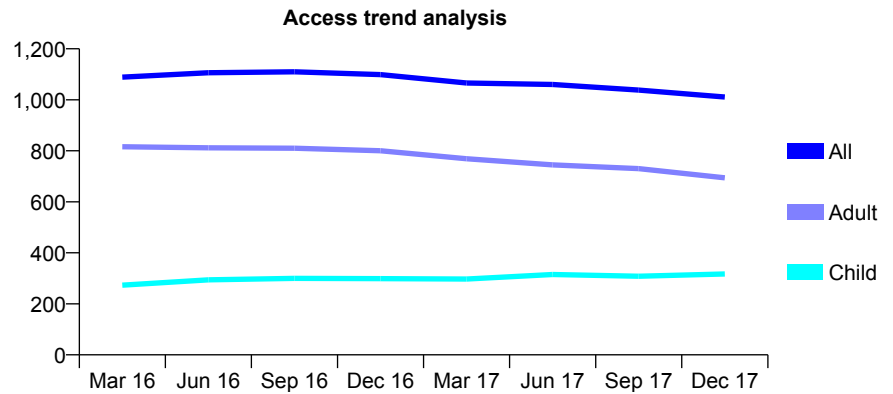
Q61 - Vital Signs At a Glance Contract Report for 762067/0001 - December 2017

Name or company name	MR M OTIFEH
Contract type name	GDS Contract
Purpose of contract	General
Contract start date	01/04/2006
Contract end date	

17/18 Contracted general activity (UDA)	2,910
Carry forward general activity (UDA)	8
17/18 Contracted orthodontic activity (UOA)	0
Carry forward orthodontic activity (UOA)	0
Baseline contract value	£83,986.07

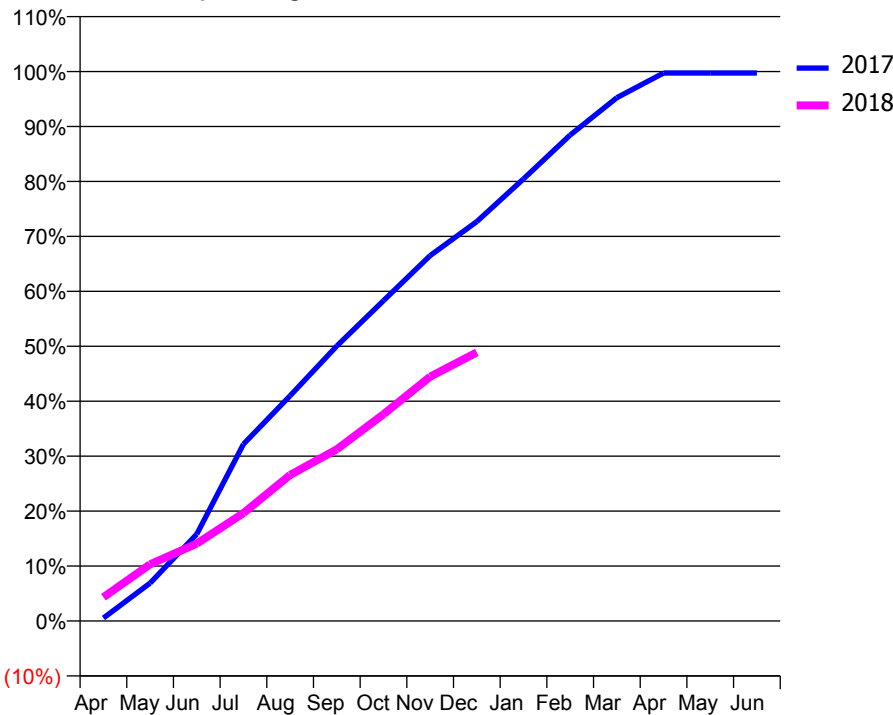
ACCESS*

Patients seen in 24 months	Total	Change since previous quarter
Quarter ending December 2016	1,099	
Quarter ending March 2017	1,066	↓
Quarter ending June 2017	1,060	→
Quarter ending September 2017	1,038	↓
Quarter ending December 2017	1,011	↓
Variance since December 2016	(8.0%)	↓



ACTIVITY

Cumulative percentage of contracted UDA delivered 2017 & 2018



Month	Adjusted Scheduled Activity (UDA)	
	2017	2018
April	16	126
May	201	300
June	460	410
July	937	571
August	1,193	773
September	1,457	909
October	1,697	1,095
November	1,935	1,294
December	2,115	1,422
January	2,341	
February	2,574	
March	2,771	
April	2,902	
May	2,902	
June	2,902	

QUALITY

	Quantity	Base Number	Contract	AT	Region	England
% of FP17s for the same patient ID Re-attending within 3 months - Children	6	267	2.2%	10.5%	11.6%	12.0%
% of FP17s for the same patient ID Re-attending within 3 months - Adults	46	445	10.3%	16.0%	16.7%	15.9%
% of FP17s for the same patient ID Re-attending between 3 & 9 months - Children	124	267	46.4%	42.9%	47.3%	58.0%
% of FP17s for the same patient ID Re-attending between 3 & 9 months - Adults	151	445	33.9%	35.8%	38.3%	50.5%
% of FP17s for Band 1 Urgent Courses	92	662	13.9%	10.8%	10.5%	9.0%
% of FP17s Relating to Free Repair or Replacements	0	662	0.0%	0.5%	0.6%	0.8%
% of FP17s Relating to Continuations	1	662	0.2%	0.7%	0.8%	1.1%
% of Patients satisfied with the dentistry they have received	0	0	N/A	88.9%	89.0%	91.5%
% of Patients satisfied with the time they had to wait for an appointment	0	0	N/A	81.7%	84.2%	87.9%

* This is based on patients treated on this contract for their most recent course of treatment. Figures in italics indicate the base number of FP17s or Patient Questionnaire responses are less than 100. N/A is shown where the base number of responses is less than 10 during the period. % is calculated as Quantity/Base number*100

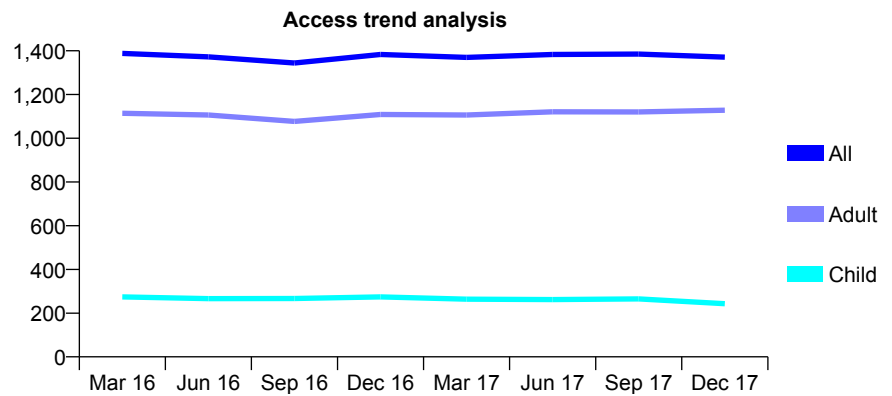
Q61 - Vital Signs At a Glance Contract Report for 762431/0003 - December 2017

Name or company name	MR N NEKOO-PARVAR
Contract type name	GDS Contract
Purpose of contract	General
Contract start date	08/10/2012
Contract end date	

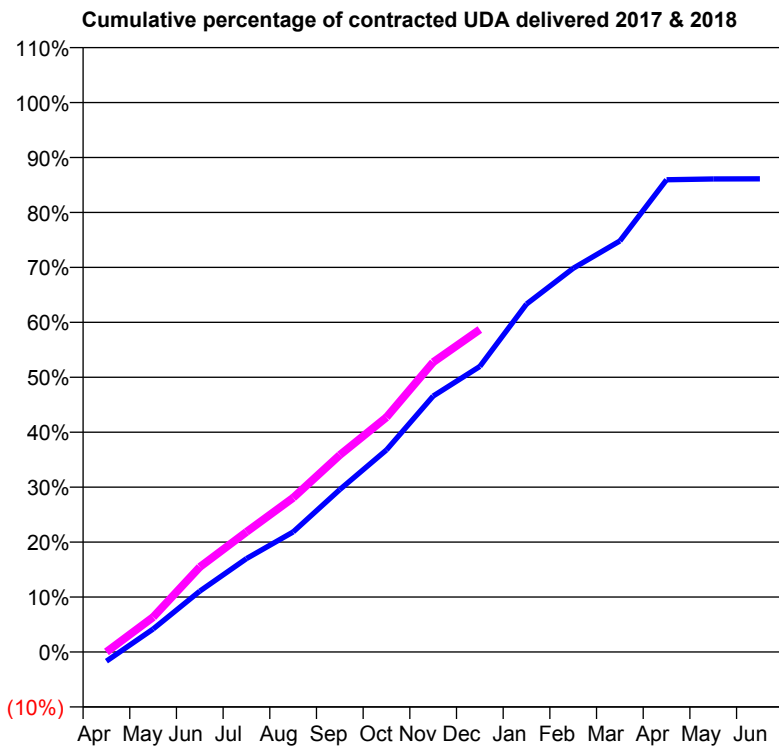
17/18 Contracted general activity (UDA)	5,304
Carry forward general activity (UDA)	0
17/18 Contracted orthodontic activity (UOA)	0
Carry forward orthodontic activity (UOA)	0
Baseline contract value	£136,726.92

ACCESS*

Patients seen in 24 months	Total	Change since previous quarter
Quarter ending December 2016	1,383	
Quarter ending March 2017	1,370	→
Quarter ending June 2017	1,383	→
Quarter ending September 2017	1,385	→
Quarter ending December 2017	1,371	↓
Variance since December 2016	(0.9%)	→



ACTIVITY



Month	Adjusted Scheduled Activity (UDA)	
	2017	2018
April	-90	0
May	222	336
June	587	821
July	901	1,159
August	1,159	1,489
September	1,569	1,902
October	1,951	2,266
November	2,470	2,798
December	2,757	3,113
January	3,359	
February	3,704	
March	3,967	
April	4,559	
May	4,566	
June	4,568	

QUALITY

	Quantity	Base Number	Contract	AT	Region	England
% of FP17s for the same patient ID Re-attending within 3 months - Children	6	168	3.6%	10.5%	11.6%	12.0%
% of FP17s for the same patient ID Re-attending within 3 months - Adults	84	836	10.0%	16.0%	16.7%	15.9%
% of FP17s for the same patient ID Re-attending between 3 & 9 months - Children	45	168	26.8%	42.9%	47.3%	58.0%
% of FP17s for the same patient ID Re-attending between 3 & 9 months - Adults	260	836	31.1%	35.8%	38.3%	50.5%
% of FP17s for Band 1 Urgent Courses	33	874	3.8%	10.8%	10.5%	9.0%
% of FP17s Relating to Free Repair or Replacements	2	874	0.2%	0.5%	0.6%	0.8%
% of FP17s Relating to Continuations	3	874	0.3%	0.7%	0.8%	1.1%
% of Patients satisfied with the dentistry they have received	0	0	N/A	88.9%	89.0%	91.5%
% of Patients satisfied with the time they had to wait for an appointment	0	0	N/A	81.7%	84.2%	87.9%

* This is based on patients treated on this contract for their most recent course of treatment. Figures in italics indicate the base number of FP17s or Patient Questionnaire responses are less than 100. N/A is shown where the base number of responses is less than 10 during the period. % is calculated as Quantity/Base number*100

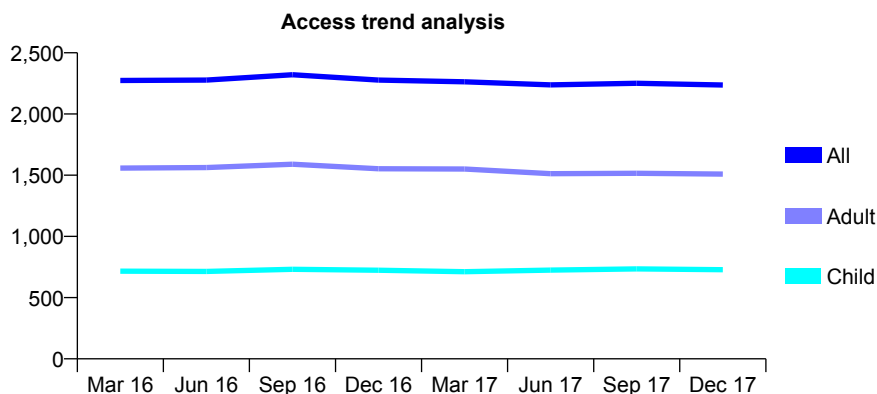
Q61 - Vital Signs At a Glance Contract Report for 763934/0002 - December 2017

Name or company name	Apex Dental Care
Contract type name	GDS Contract
Purpose of contract	General
Contract start date	01/04/2006
Contract end date	

17/18 Contracted general activity (UDA)	5,793
Carry forward general activity (UDA)	73
17/18 Contracted orthodontic activity (UOA)	0
Carry forward orthodontic activity (UOA)	0
Baseline contract value	£164,450.99

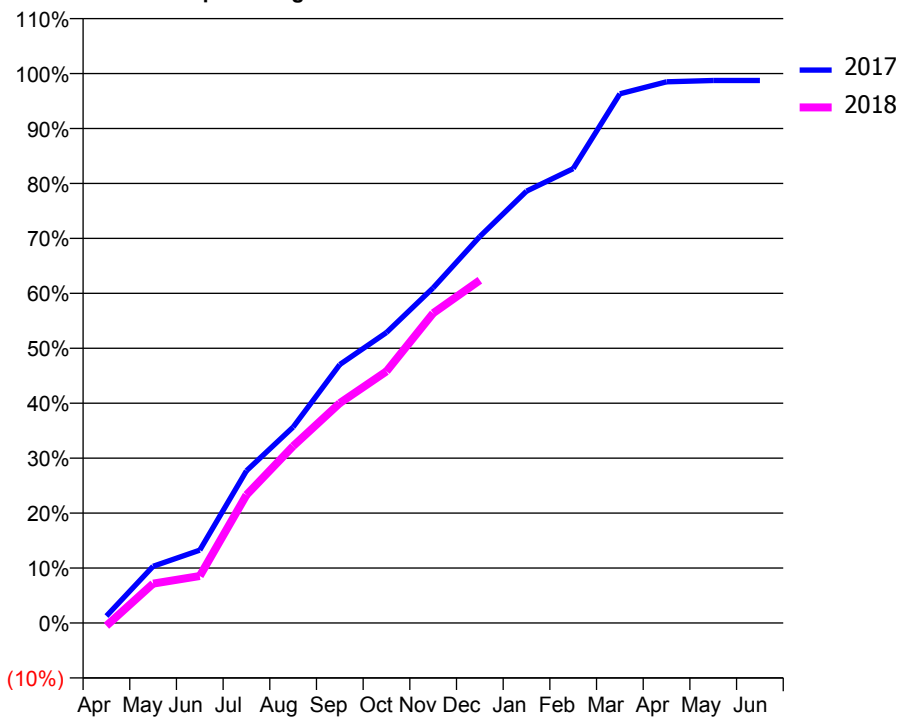
ACCESS*

Patients seen in 24 months	Total	Change since previous quarter
Quarter ending December 2016	2,277	
Quarter ending March 2017	2,263	→
Quarter ending June 2017	2,238	↓
Quarter ending September 2017	2,251	→
Quarter ending December 2017	2,237	→
Variance since December 2016	(1.8%)	↓



ACTIVITY

Cumulative percentage of contracted UDA delivered 2017 & 2018



Adjusted Scheduled Activity (UDA)

Month	2017	2018
April	73	-30
May	599	415
June	769	496
July	1,604	1,350
August	2,065	1,865
September	2,725	2,319
October	3,063	2,653
November	3,534	3,267
December	4,074	3,613
January	4,552	
February	4,790	
March	5,579	
April	5,705	
May	5,720	
June	5,720	

QUALITY

	Quantity	Base Number	Contract	AT	Region	England
% of FP17s for the same patient ID Re-attending within 3 months - Children	21	528	4.0%	10.5%	11.6%	12.0%
% of FP17s for the same patient ID Re-attending within 3 months - Adults	114	943	12.1%	16.0%	16.7%	15.9%
% of FP17s for the same patient ID Re-attending between 3 & 9 months - Children	165	528	31.3%	42.9%	47.3%	58.0%
% of FP17s for the same patient ID Re-attending between 3 & 9 months - Adults	237	943	25.1%	35.8%	38.3%	50.5%
% of FP17s for Band 1 Urgent Courses	127	1,413	9.0%	10.8%	10.5%	9.0%
% of FP17s Relating to Free Repair or Replacements	4	1,413	0.3%	0.5%	0.6%	0.8%
% of FP17s Relating to Continuations	2	1,413	0.1%	0.7%	0.8%	1.1%
% of Patients satisfied with the dentistry they have received	1	1	N/A	88.9%	89.0%	91.5%
% of Patients satisfied with the time they had to wait for an appointment	1	1	N/A	81.7%	84.2%	87.9%

* This is based on patients treated on this contract for their most recent course of treatment. Figures in italics indicate the base number of FP17s or Patient Questionnaire responses are less than 100. N/A is shown where the base number of responses is less than 10 during the period. % is calculated as Quantity/Base number*100

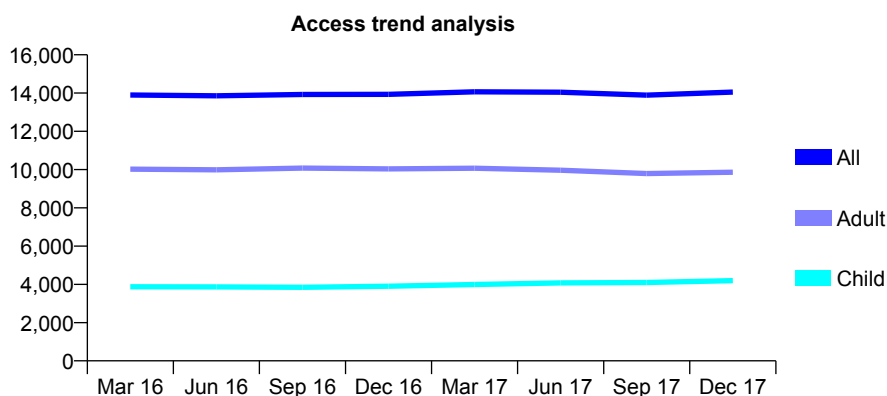
Q61 - Vital Signs At a Glance Contract Report for 764957/0004 - December 2017

Name or company name	Valecha Dental Practice
Contract type name	GDS Contract
Purpose of contract	General
Contract start date	01/04/2006
Contract end date	

17/18 Contracted general activity (UDA)	40,267
Carry forward general activity (UDA)	6
17/18 Contracted orthodontic activity (UOA)	0
Carry forward orthodontic activity (UOA)	0
Baseline contract value	£1,149,969.26

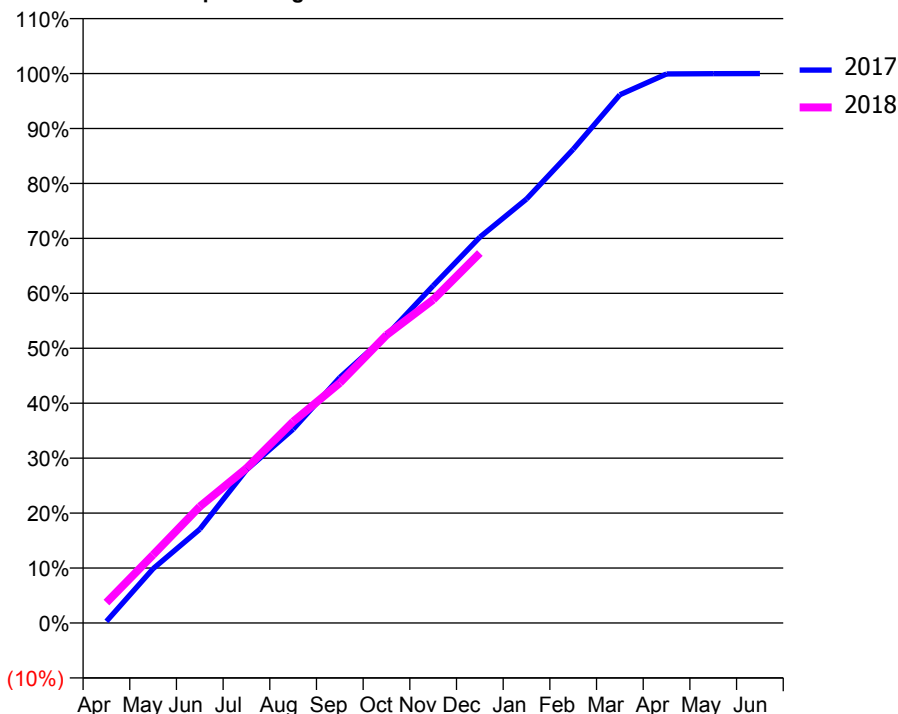
ACCESS*

Patients seen in 24 months	Total	Change since previous quarter
Quarter ending December 2016	13,936	
Quarter ending March 2017	14,067	→
Quarter ending June 2017	14,043	→
Quarter ending September 2017	13,890	↓
Quarter ending December 2017	14,049	→
Variance since December 2016	0.8%	→



ACTIVITY

Cumulative percentage of contracted UDA delivered 2017 & 2018



Month	Adjusted Scheduled Activity (UDA)	
	2017	2018
April	120	1,502
May	3,979	5,000
June	6,875	8,540
July	11,220	11,336
August	14,205	14,764
September	17,999	17,593
October	21,074	21,105
November	24,718	23,693
December	28,278	27,116
January	31,071	
February	34,709	
March	38,712	
April	40,234	
May	40,250	
June	40,261	

QUALITY

	Quantity	Base Number	Contract	AT	Region	England
% of FP17s for the same patient ID Re-attending within 3 months - Children	197	4,069	4.8%	10.5%	11.6%	12.0%
% of FP17s for the same patient ID Re-attending within 3 months - Adults	646	7,729	8.4%	16.0%	16.7%	15.9%
% of FP17s for the same patient ID Re-attending between 3 & 9 months - Children	2,056	4,069	50.5%	42.9%	47.3%	58.0%
% of FP17s for the same patient ID Re-attending between 3 & 9 months - Adults	3,590	7,729	46.4%	35.8%	38.3%	50.5%
% of FP17s for Band 1 Urgent Courses	454	11,180	4.1%	10.8%	10.5%	9.0%
% of FP17s Relating to Free Repair or Replacements	122	11,180	1.1%	0.5%	0.6%	0.8%
% of FP17s Relating to Continuations	30	11,180	0.3%	0.7%	0.8%	1.1%
% of Patients satisfied with the dentistry they have received	11	13	84.6%	88.9%	89.0%	91.5%
% of Patients satisfied with the time they had to wait for an appointment	8	13	61.5%	81.7%	84.2%	87.9%

* This is based on patients treated on this contract for their most recent course of treatment. Figures in italics indicate the base number of FP17s or Patient Questionnaire responses are less than 100. N/A is shown where the base number of responses is less than 10 during the period. % is calculated as Quantity/Base number*100

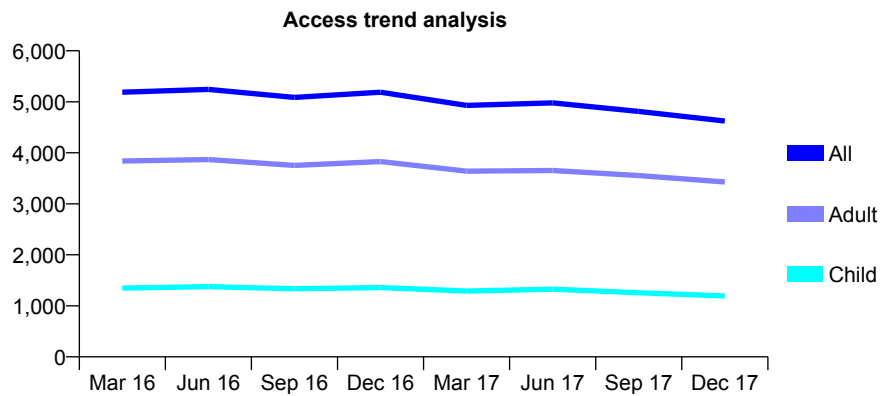
Q61 - Vital Signs At a Glance Contract Report for 765805/0001 - December 2017

Name or company name	MR JR KANOGO
Contract type name	GDS Contract
Purpose of contract	General
Contract start date	01/04/2006
Contract end date	

17/18 Contracted general activity (UDA)	13,708
Carry forward general activity (UDA)	0
17/18 Contracted orthodontic activity (UOA)	0
Carry forward orthodontic activity (UOA)	0
Baseline contract value	£361,372.21

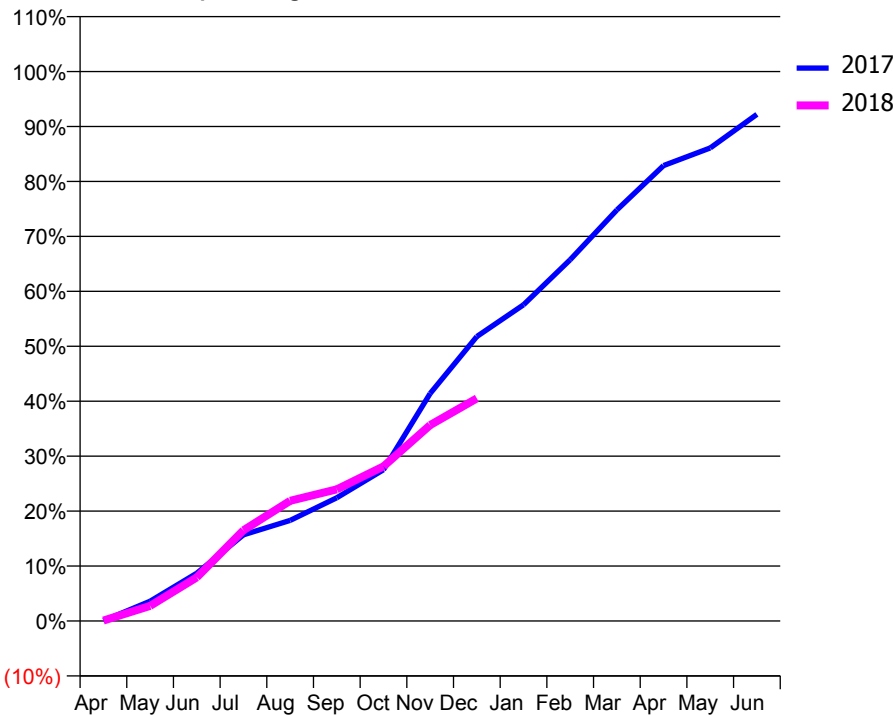
ACCESS*

Patients seen in 24 months	Total	Change since previous quarter
Quarter ending December 2016	5,187	
Quarter ending March 2017	4,930	↓
Quarter ending June 2017	4,980	→
Quarter ending September 2017	4,811	↓
Quarter ending December 2017	4,623	↓
Variance since December 2016	(10.9%)	↓



ACTIVITY

Cumulative percentage of contracted UDA delivered 2017 & 2018



Month	Adjusted Scheduled Activity (UDA)	
	2017	2018
April	7	13
May	493	379
June	1,192	1,088
July	2,152	2,263
August	2,511	2,998
September	3,075	3,286
October	3,774	3,856
November	5,677	4,889
December	7,096	5,552
January	7,889	
February	9,013	
March	10,253	
April	11,363	
May	11,800	
June	12,640	

QUALITY

	Quantity	Base Number	Contract	AT	Region	England
% of FP17s for the same patient ID Re-attending within 3 months - Children	41	637	6.4%	10.5%	11.6%	12.0%
% of FP17s for the same patient ID Re-attending within 3 months - Adults	158	1,928	8.2%	16.0%	16.7%	15.9%
% of FP17s for the same patient ID Re-attending between 3 & 9 months - Children	152	637	23.9%	42.9%	47.3%	58.0%
% of FP17s for the same patient ID Re-attending between 3 & 9 months - Adults	633	1,928	32.8%	35.8%	38.3%	50.5%
% of FP17s for Band 1 Urgent Courses	58	1,964	3.0%	10.8%	10.5%	9.0%
% of FP17s Relating to Free Repair or Replacements	0	1,964	0.0%	0.5%	0.6%	0.8%
% of FP17s Relating to Continuations	0	1,964	0.0%	0.7%	0.8%	1.1%
% of Patients satisfied with the dentistry they have received	6	8	N/A	88.9%	89.0%	91.5%
% of Patients satisfied with the time they had to wait for an appointment	8	8	N/A	81.7%	84.2%	87.9%

* This is based on patients treated on this contract for their most recent course of treatment. Figures in italics indicate the base number of FP17s or Patient Questionnaire responses are less than 100. N/A is shown where the base number of responses is less than 10 during the period. % is calculated as Quantity/Base number*100

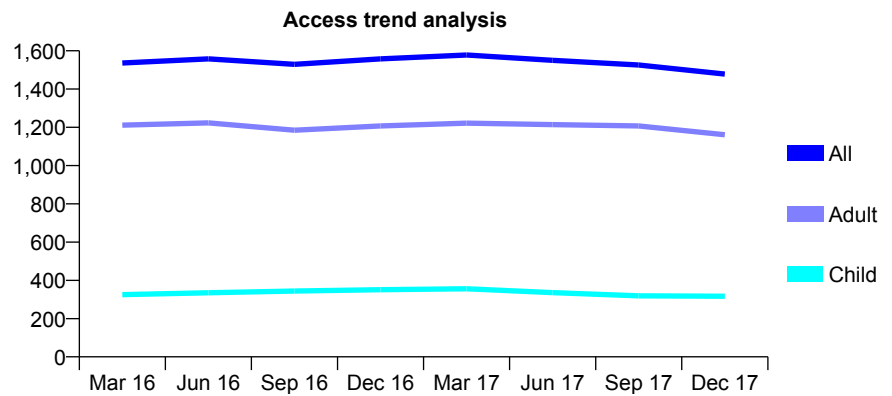
Q61 - Vital Signs At a Glance Contract Report for 766038/0001 - December 2017

Name or company name	MR VO AKINSOLA
Contract type name	GDS Contract
Purpose of contract	General
Contract start date	01/04/2006
Contract end date	

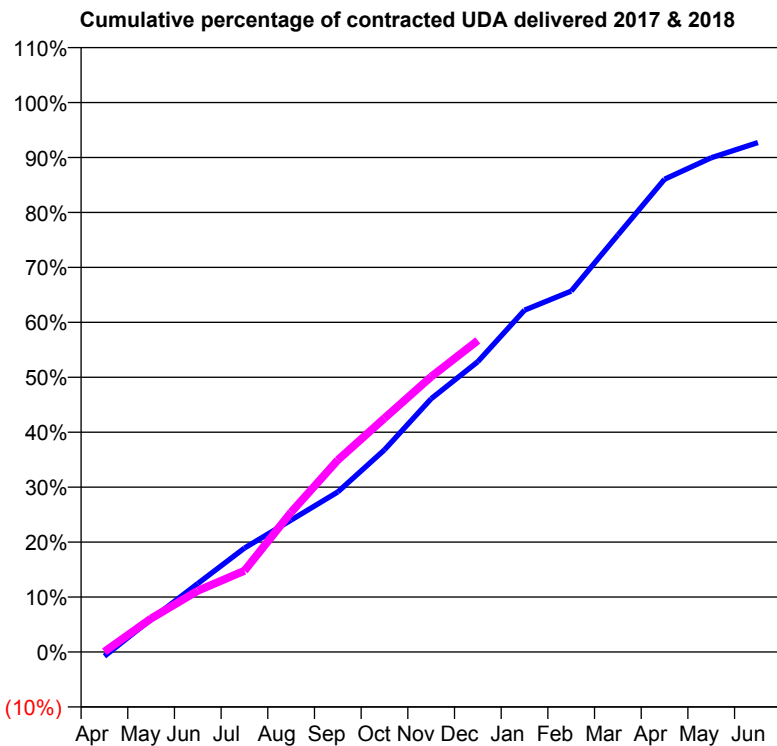
17/18 Contracted general activity (UDA)	6,225
Carry forward general activity (UDA)	0
17/18 Contracted orthodontic activity (UOA)	0
Carry forward orthodontic activity (UOA)	0
Baseline contract value	£199,915.30

ACCESS*

Patients seen in 24 months	Total	Change since previous quarter
Quarter ending December 2016	1,558	
Quarter ending March 2017	1,578	→
Quarter ending June 2017	1,550	↓
Quarter ending September 2017	1,526	↓
Quarter ending December 2017	1,478	↓
Variance since December 2016	(5.1%)	↓



ACTIVITY



Month	Adjusted Scheduled Activity (UDA)	
	2017	2018
April	-50	4
May	371	379
June	776	694
July	1,178	920
August	1,495	1,584
September	1,813	2,174
October	2,291	2,649
November	2,869	3,119
December	3,289	3,529
January	3,872	
February	4,088	
March	4,724	
April	5,355	
May	5,599	
June	5,772	

QUALITY

	Quantity	Base Number	Contract	AT	Region	England
% of FP17s for the same patient ID Re-attending within 3 months - Children	12	196	6.1%	10.5%	11.6%	12.0%
% of FP17s for the same patient ID Re-attending within 3 months - Adults	139	760	18.3%	16.0%	16.7%	15.9%
% of FP17s for the same patient ID Re-attending between 3 & 9 months - Children	44	196	22.4%	42.9%	47.3%	58.0%
% of FP17s for the same patient ID Re-attending between 3 & 9 months - Adults	160	760	21.1%	35.8%	38.3%	50.5%
% of FP17s for Band 1 Urgent Courses	81	769	10.5%	10.8%	10.5%	9.0%
% of FP17s Relating to Free Repair or Replacements	6	769	0.8%	0.5%	0.6%	0.8%
% of FP17s Relating to Continuations	0	769	0.0%	0.7%	0.8%	1.1%
% of Patients satisfied with the dentistry they have received	0	1	N/A	88.9%	89.0%	91.5%
% of Patients satisfied with the time they had to wait for an appointment	1	1	N/A	81.7%	84.2%	87.9%

* This is based on patients treated on this contract for their most recent course of treatment. Figures in italics indicate the base number of FP17s or Patient Questionnaire responses are less than 100. N/A is shown where the base number of responses is less than 10 during the period. % is calculated as Quantity/Base number*100

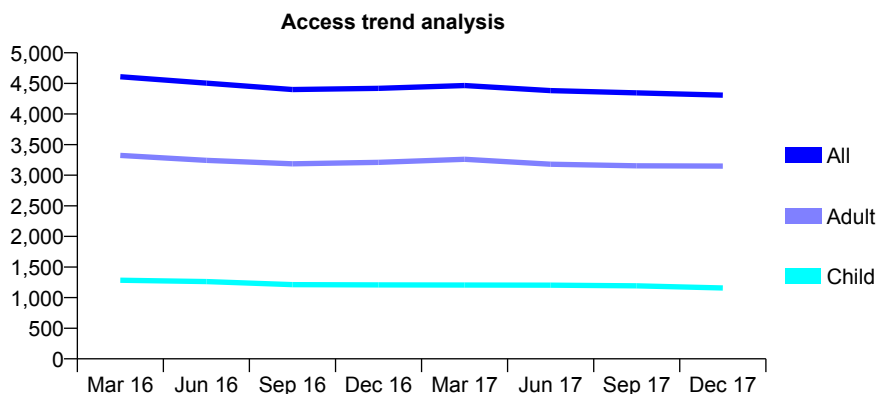
Q61 - Vital Signs At a Glance Contract Report for 766895/0003 - December 2017

Name or company name	MR M SOLTAN MOHAMMADI KHAYAT
Contract type name	GDS Contract
Purpose of contract	General
Contract start date	01/04/2006
Contract end date	

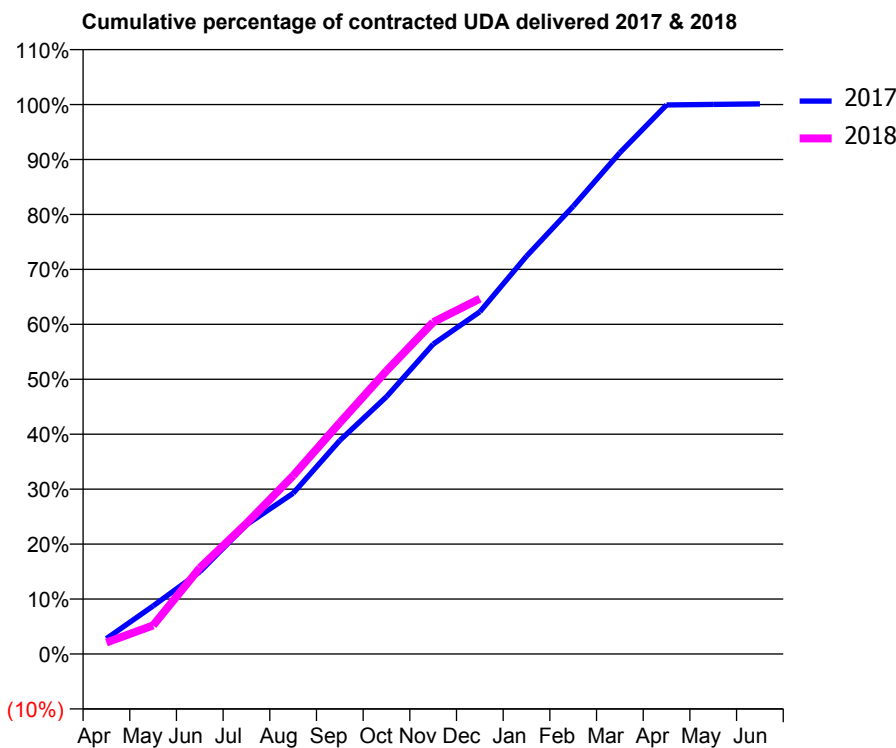
17/18 Contracted general activity (UDA)	15,725
Carry forward general activity (UDA)	-18
17/18 Contracted orthodontic activity (UOA)	0
Carry forward orthodontic activity (UOA)	0
Baseline contract value	£397,221.02

ACCESS*

Patients seen in 24 months	Total	Change since previous quarter
Quarter ending December 2016	4,419	
Quarter ending March 2017	4,466	→
Quarter ending June 2017	4,382	↓
Quarter ending September 2017	4,345	→
Quarter ending December 2017	4,308	→
Variance since December 2016	(2.5%)	↓



ACTIVITY



Month	Adjusted Scheduled Activity (UDA)	
	2017	2018
April	443	330
May	1,374	817
June	2,351	2,462
July	3,699	3,738
August	4,599	5,104
September	6,112	6,618
October	7,363	8,105
November	8,865	9,496
December	9,794	10,166
January	11,384	
February	12,813	
March	14,346	
April	15,714	
May	15,727	
June	15,743	

QUALITY

	Quantity	Base Number	Contract	AT	Region	England
% of FP17s for the same patient ID Re-attending within 3 months - Children	80	960	8.3%	10.5%	11.6%	12.0%
% of FP17s for the same patient ID Re-attending within 3 months - Adults	287	2,181	13.2%	16.0%	16.7%	15.9%
% of FP17s for the same patient ID Re-attending between 3 & 9 months - Children	376	960	39.2%	42.9%	47.3%	58.0%
% of FP17s for the same patient ID Re-attending between 3 & 9 months - Adults	685	2,181	31.4%	35.8%	38.3%	50.5%
% of FP17s for Band 1 Urgent Courses	348	2,829	12.3%	10.8%	10.5%	9.0%
% of FP17s Relating to Free Repair or Replacements	0	2,829	0.0%	0.5%	0.6%	0.8%
% of FP17s Relating to Continuations	18	2,829	0.6%	0.7%	0.8%	1.1%
% of Patients satisfied with the dentistry they have received	1	2	N/A	88.9%	89.0%	91.5%
% of Patients satisfied with the time they had to wait for an appointment	2	2	N/A	81.7%	84.2%	87.9%

* This is based on patients treated on this contract for their most recent course of treatment. Figures in italics indicate the base number of FP17s or Patient Questionnaire responses are less than 100. N/A is shown where the base number of responses is less than 10 during the period. % is calculated as Quantity/Base number*100

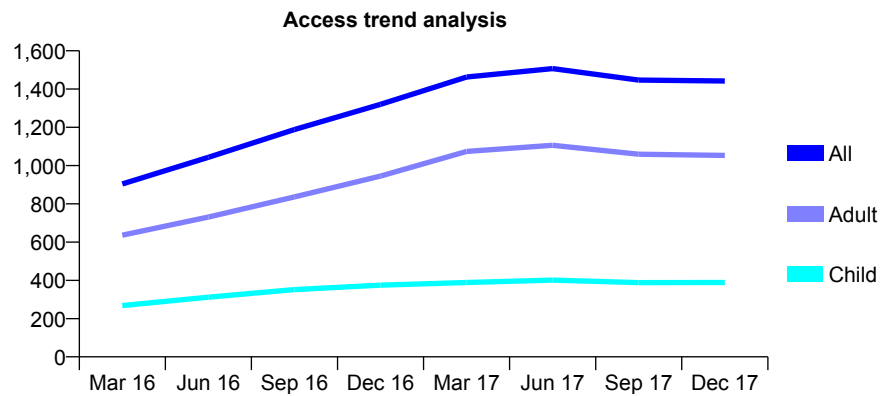
Q61 - Vital Signs At a Glance Contract Report for 766895/0005 - December 2017

Name or company name	MR M SOLTAN MOHAMMADI KHAYAT
Contract type name	GDS Contract
Purpose of contract	General
Contract start date	01/06/2015
Contract end date	

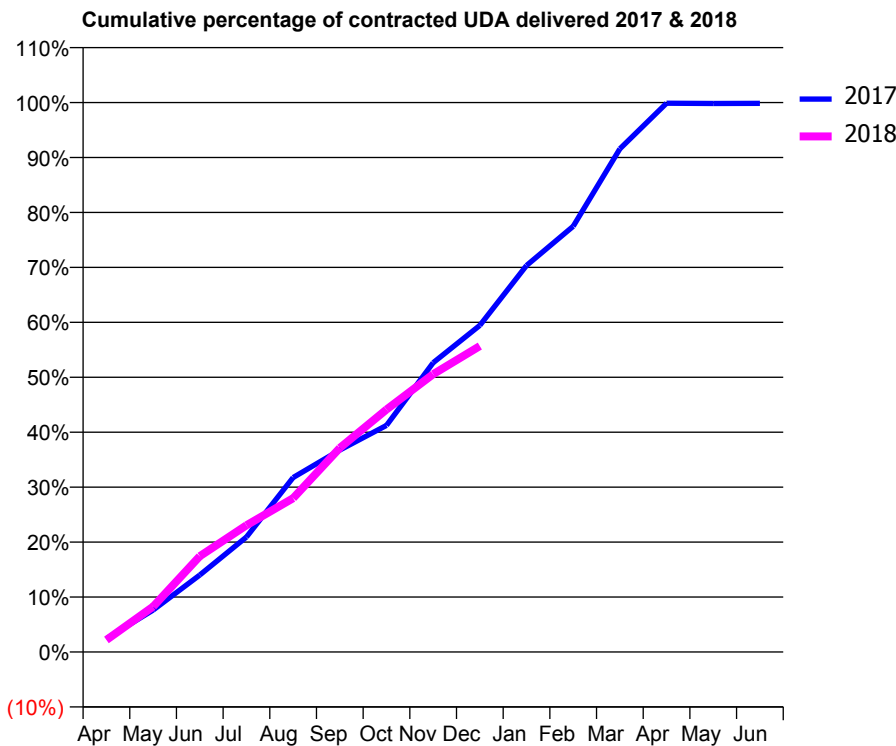
17/18 Contracted general activity (UDA)	5,000
Carry forward general activity (UDA)	8
17/18 Contracted orthodontic activity (UOA)	0
Carry forward orthodontic activity (UOA)	0
Baseline contract value	£160,820.88

ACCESS*

Patients seen in 24 months	Total	Change since previous quarter
Quarter ending December 2016	1,320	
Quarter ending March 2017	1,463	↑
Quarter ending June 2017	1,507	↑
Quarter ending September 2017	1,447	↓
Quarter ending December 2017	1,442	→
Variance since December 2016	9.2%	↑



ACTIVITY



Month	Adjusted Scheduled Activity (UDA)	
	2017	2018
April	122	110
May	382	413
June	701	872
July	1,047	1,154
August	1,588	1,400
September	1,837	1,857
October	2,062	2,207
November	2,632	2,529
December	2,973	2,784
January	3,517	
February	3,873	
March	4,579	
April	4,993	
May	4,991	
June	4,992	

QUALITY

	Quantity	Base Number	Contract	AT	Region	England
% of FP17s for the same patient ID Re-attending within 3 months - Children	17	234	7.3%	10.5%	11.6%	12.0%
% of FP17s for the same patient ID Re-attending within 3 months - Adults	62	644	9.6%	16.0%	16.7%	15.9%
% of FP17s for the same patient ID Re-attending between 3 & 9 months - Children	75	234	32.1%	42.9%	47.3%	58.0%
% of FP17s for the same patient ID Re-attending between 3 & 9 months - Adults	159	644	24.7%	35.8%	38.3%	50.5%
% of FP17s for Band 1 Urgent Courses	53	779	6.8%	10.8%	10.5%	9.0%
% of FP17s Relating to Free Repair or Replacements	1	779	0.1%	0.5%	0.6%	0.8%
% of FP17s Relating to Continuations	2	779	0.3%	0.7%	0.8%	1.1%
% of Patients satisfied with the dentistry they have received	1	1	N/A	88.9%	89.0%	91.5%
% of Patients satisfied with the time they had to wait for an appointment	0	1	N/A	81.7%	84.2%	87.9%

* This is based on patients treated on this contract for their most recent course of treatment. Figures in italics indicate the base number of FP17s or Patient Questionnaire responses are less than 100. N/A is shown where the base number of responses is less than 10 during the period. % is calculated as Quantity/Base number*100

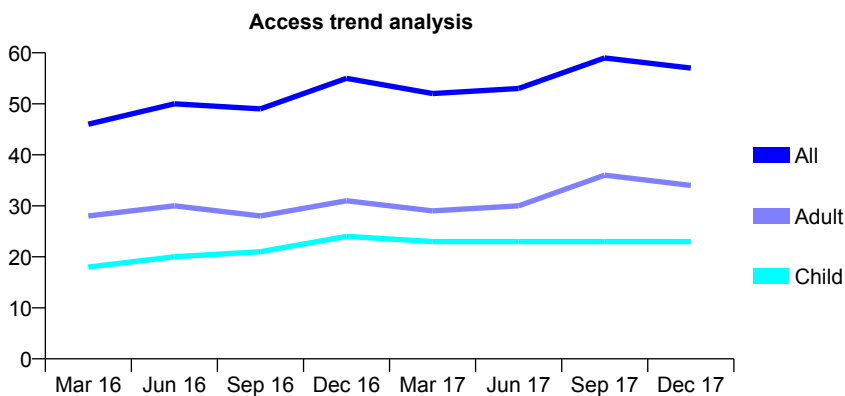
Q61 - Vital Signs At a Glance Contract Report for 767239/0001 - December 2017

Name or company name	MR N NAGPAUL
Contract type name	PDS Contract
Purpose of contract	General
Contract start date	01/08/2009
Contract end date	30/11/2017

17/18 Contracted general activity (UDA)	133
Carry forward general activity (UDA)	0
17/18 Contracted orthodontic activity (UOA)	0
Carry forward orthodontic activity (UOA)	0
Baseline contract value	£3,904.98

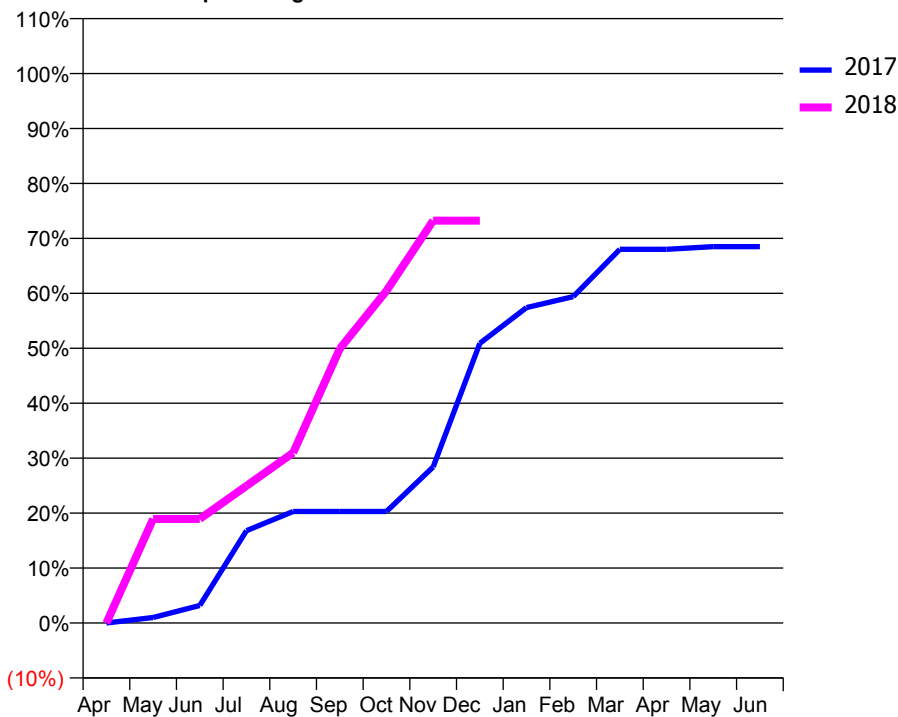
ACCESS*

Patients seen in 24 months	Total	Change since previous quarter
Quarter ending December 2016	55	
Quarter ending March 2017	52	↓
Quarter ending June 2017	53	→
Quarter ending September 2017	59	↑
Quarter ending December 2017	57	↓
Variance since December 2016	3.6%	↑



ACTIVITY

Cumulative percentage of contracted UDA delivered 2017 & 2018



Month	Adjusted Scheduled Activity (UDA)	
	2017	2018
April	0	0
May	2	25
June	6	25
July	34	33
August	41	41
September	41	66
October	41	80
November	57	97
December	102	97
January	115	
February	119	
March	136	
April	136	
May	137	
June	137	

QUALITY

	Quantity	Base Number	Contract	AT	Region	England
% of FP17s for the same patient ID Re-attending within 3 months - Children	2	19	10.5%	10.5%	11.6%	12.0%
% of FP17s for the same patient ID Re-attending within 3 months - Adults	4	25	16.0%	16.0%	16.7%	15.9%
% of FP17s for the same patient ID Re-attending between 3 & 9 months - Children	7	19	36.8%	42.9%	47.3%	58.0%
% of FP17s for the same patient ID Re-attending between 3 & 9 months - Adults	10	25	40.0%	35.8%	38.3%	50.5%
% of FP17s for Band 1 Urgent Courses	2	43	4.7%	10.8%	10.5%	9.0%
% of FP17s Relating to Free Repair or Replacements	1	43	2.3%	0.5%	0.6%	0.8%
% of FP17s Relating to Continuations	1	43	2.3%	0.7%	0.8%	1.1%
% of Patients satisfied with the dentistry they have received	0	0	N/A	88.9%	89.0%	91.5%
% of Patients satisfied with the time they had to wait for an appointment	0	0	N/A	81.7%	84.2%	87.9%

* This is based on patients treated on this contract for their most recent course of treatment. Figures in italics indicate the base number of FP17s or Patient Questionnaire responses are less than 100. N/A is shown where the base number of responses is less than 10 during the period. % is calculated as Quantity/Base number*100

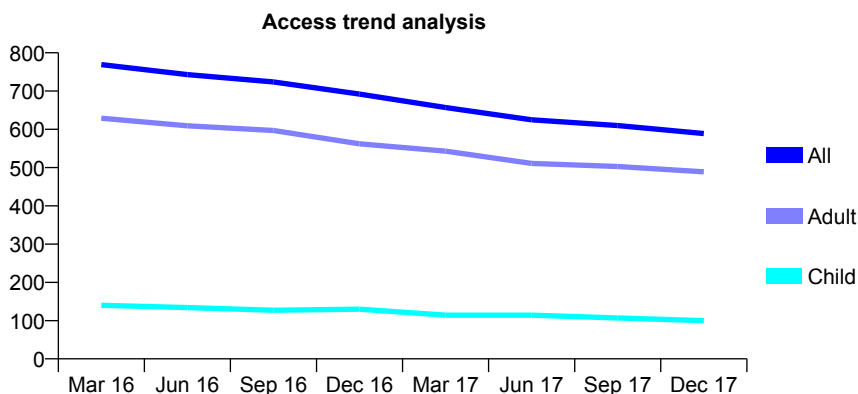
Q61 - Vital Signs At a Glance Contract Report for 769037/0001 - December 2017

Name or company name	MR B VARNAMKHASTY
Contract type name	GDS Contract
Purpose of contract	General
Contract start date	01/04/2006
Contract end date	

17/18 Contracted general activity (UDA)	2,936
Carry forward general activity (UDA)	0
17/18 Contracted orthodontic activity (UOA)	0
Carry forward orthodontic activity (UOA)	0
Baseline contract value	£95,907.51

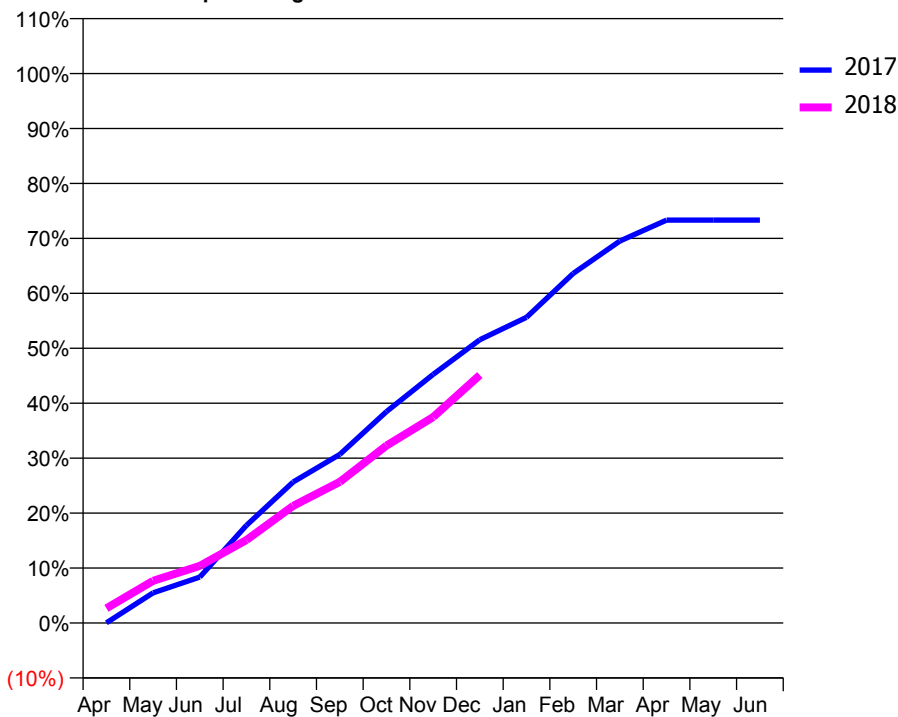
ACCESS*

Patients seen in 24 months	Total	Change since previous quarter
Quarter ending December 2016	692	
Quarter ending March 2017	657	↓
Quarter ending June 2017	625	↓
Quarter ending September 2017	610	↓
Quarter ending December 2017	589	↓
Variance since December 2016	(14.9%)	↓



ACTIVITY

Cumulative percentage of contracted UDA delivered 2017 & 2018



Month	Adjusted Scheduled Activity (UDA)	
	2017	2018
April	1	79
May	162	225
June	245	305
July	522	443
August	754	626
September	901	754
October	1,130	948
November	1,328	1,100
December	1,514	1,325
January	1,633	
February	1,868	
March	2,041	
April	2,152	
May	2,152	
June	2,152	

QUALITY

	Quantity	Base Number	Contract	AT	Region	England
% of FP17s for the same patient ID Re-attending within 3 months - Children	2	91	2.2%	10.5%	11.6%	12.0%
% of FP17s for the same patient ID Re-attending within 3 months - Adults	11	297	3.7%	16.0%	16.7%	15.9%
% of FP17s for the same patient ID Re-attending between 3 & 9 months - Children	35	91	38.5%	42.9%	47.3%	58.0%
% of FP17s for the same patient ID Re-attending between 3 & 9 months - Adults	82	297	27.6%	35.8%	38.3%	50.5%
% of FP17s for Band 1 Urgent Courses	19	358	5.3%	10.8%	10.5%	9.0%
% of FP17s Relating to Free Repair or Replacements	1	358	0.3%	0.5%	0.6%	0.8%
% of FP17s Relating to Continuations	0	358	0.0%	0.7%	0.8%	1.1%
% of Patients satisfied with the dentistry they have received	0	0	N/A	88.9%	89.0%	91.5%
% of Patients satisfied with the time they had to wait for an appointment	0	0	N/A	81.7%	84.2%	87.9%

* This is based on patients treated on this contract for their most recent course of treatment. Figures in italics indicate the base number of FP17s or Patient Questionnaire responses are less than 100. N/A is shown where the base number of responses is less than 10 during the period. % is calculated as Quantity/Base number*100

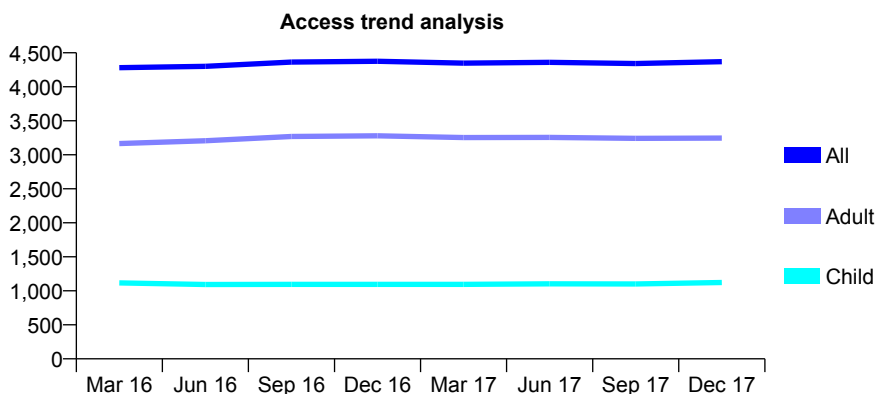
Q61 - Vital Signs At a Glance Contract Report for 769568/0001 - December 2017

Name or company name	MRS M RAFIEE
Contract type name	GDS Contract
Purpose of contract	General
Contract start date	01/04/2006
Contract end date	

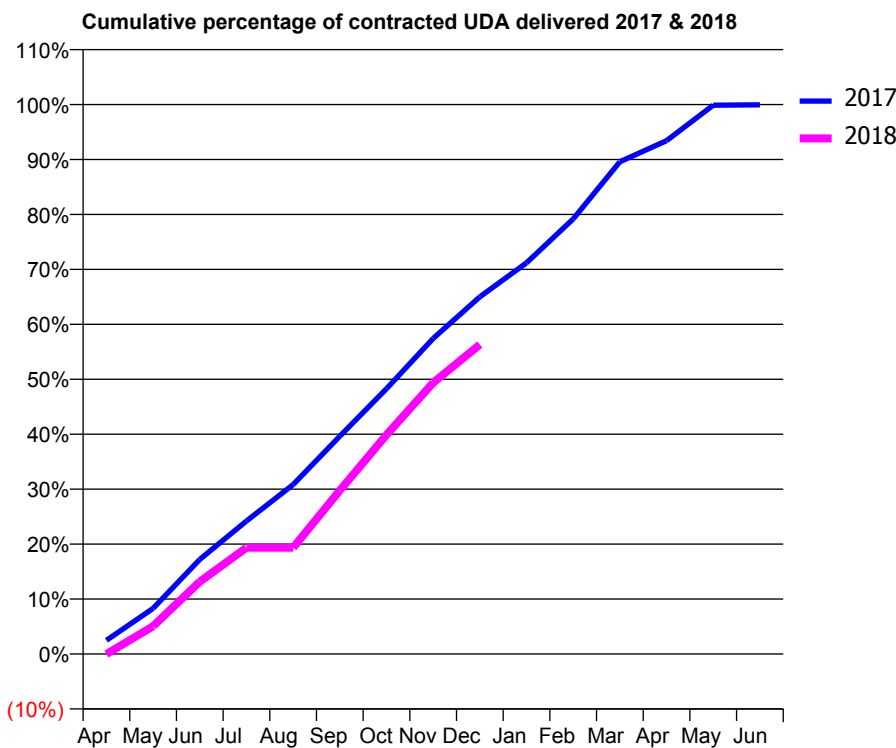
17/18 Contracted general activity (UDA)	12,620
Carry forward general activity (UDA)	6
17/18 Contracted orthodontic activity (UOA)	0
Carry forward orthodontic activity (UOA)	0
Baseline contract value	£362,621.71

ACCESS*

Patients seen in 24 months	Total	Change since previous quarter
Quarter ending December 2016	4,375	
Quarter ending March 2017	4,349	→
Quarter ending June 2017	4,359	→
Quarter ending September 2017	4,343	→
Quarter ending December 2017	4,369	→
Variance since December 2016	(0.1%)	→



ACTIVITY



Month	Adjusted Scheduled Activity (UDA)	
	2017	2018
April	314	-6
May	1,050	639
June	2,174	1,662
July	3,053	2,443
August	3,892	2,443
September	5,004	3,756
October	6,092	5,034
November	7,247	6,230
December	8,203	7,108
January	8,985	
February	9,993	
March	11,305	
April	11,790	
May	12,605	
June	12,614	

QUALITY

	Quantity	Base Number	Contract	AT	Region	England
% of FP17s for the same patient ID Re-attending within 3 months - Children	44	948	4.6%	10.5%	11.6%	12.0%
% of FP17s for the same patient ID Re-attending within 3 months - Adults	296	2,424	12.2%	16.0%	16.7%	15.9%
% of FP17s for the same patient ID Re-attending between 3 & 9 months - Children	475	948	50.1%	42.9%	47.3%	58.0%
% of FP17s for the same patient ID Re-attending between 3 & 9 months - Adults	960	2,424	39.6%	35.8%	38.3%	50.5%
% of FP17s for Band 1 Urgent Courses	240	2,892	8.3%	10.8%	10.5%	9.0%
% of FP17s Relating to Free Repair or Replacements	11	2,892	0.4%	0.5%	0.6%	0.8%
% of FP17s Relating to Continuations	29	2,892	1.0%	0.7%	0.8%	1.1%
% of Patients satisfied with the dentistry they have received	4	4	N/A	88.9%	89.0%	91.5%
% of Patients satisfied with the time they had to wait for an appointment	3	4	N/A	81.7%	84.2%	87.9%

* This is based on patients treated on this contract for their most recent course of treatment. Figures in italics indicate the base number of FP17s or Patient Questionnaire responses are less than 100. N/A is shown where the base number of responses is less than 10 during the period. % is calculated as Quantity/Base number*100

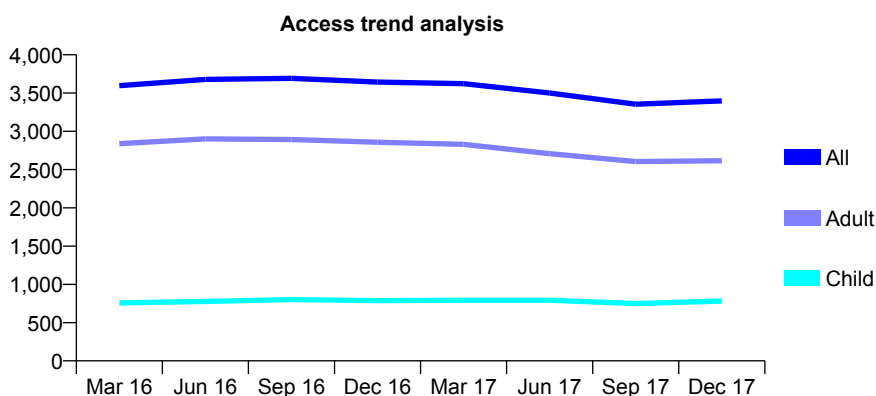
Q61 - Vital Signs At a Glance Contract Report for 778249/0001 - December 2017

Name or company name	MISS RJ SANGHVI
Contract type name	GDS Contract
Purpose of contract	General
Contract start date	01/09/2011
Contract end date	

17/18 Contracted general activity (UDA)	8,726
Carry forward general activity (UDA)	129
17/18 Contracted orthodontic activity (UOA)	0
Carry forward orthodontic activity (UOA)	0
Baseline contract value	£209,913.23

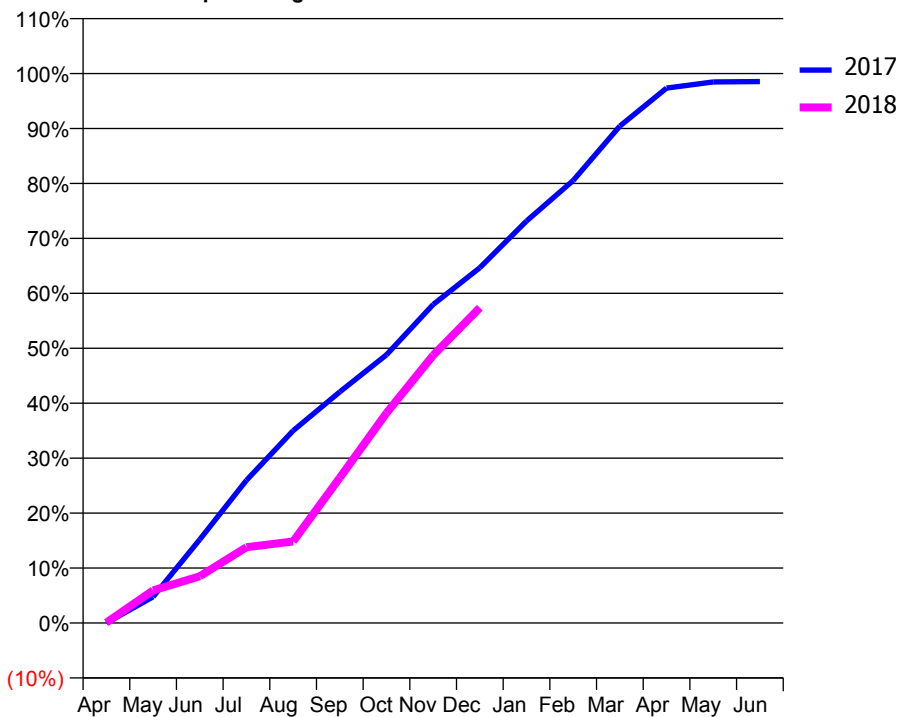
ACCESS*

Patients seen in 24 months	Total	Change since previous quarter
Quarter ending December 2016	3,644	
Quarter ending March 2017	3,623	→
Quarter ending June 2017	3,500	↓
Quarter ending September 2017	3,354	↓
Quarter ending December 2017	3,397	→
Variance since December 2016	(6.8%)	↓



ACTIVITY

Cumulative percentage of contracted UDA delivered 2017 & 2018



Month	Adjusted Scheduled Activity (UDA)	
	2017	2018
April	-0	7
May	416	519
June	1,327	741
July	2,267	1,203
August	3,054	1,295
September	3,670	2,306
October	4,259	3,333
November	5,057	4,251
December	5,642	5,006
January	6,384	
February	7,027	
March	7,891	
April	8,494	
May	8,591	
June	8,597	

QUALITY

	Quantity	Base Number	Contract	AT	Region	England
% of FP17s for the same patient ID Re-attending within 3 months - Children	47	594	7.9%	10.5%	11.6%	12.0%
% of FP17s for the same patient ID Re-attending within 3 months - Adults	233	1,882	12.4%	16.0%	16.7%	15.9%
% of FP17s for the same patient ID Re-attending between 3 & 9 months - Children	153	594	25.8%	42.9%	47.3%	58.0%
% of FP17s for the same patient ID Re-attending between 3 & 9 months - Adults	530	1,882	28.2%	35.8%	38.3%	50.5%
% of FP17s for Band 1 Urgent Courses	290	2,219	13.1%	10.8%	10.5%	9.0%
% of FP17s Relating to Free Repair or Replacements	19	2,219	0.9%	0.5%	0.6%	0.8%
% of FP17s Relating to Continuations	15	2,219	0.7%	0.7%	0.8%	1.1%
% of Patients satisfied with the dentistry they have received	3	3	N/A	88.9%	89.0%	91.5%
% of Patients satisfied with the time they had to wait for an appointment	2	3	N/A	81.7%	84.2%	87.9%

* This is based on patients treated on this contract for their most recent course of treatment. Figures in italics indicate the base number of FP17s or Patient Questionnaire responses are less than 100. N/A is shown where the base number of responses is less than 10 during the period. % is calculated as Quantity/Base number*100

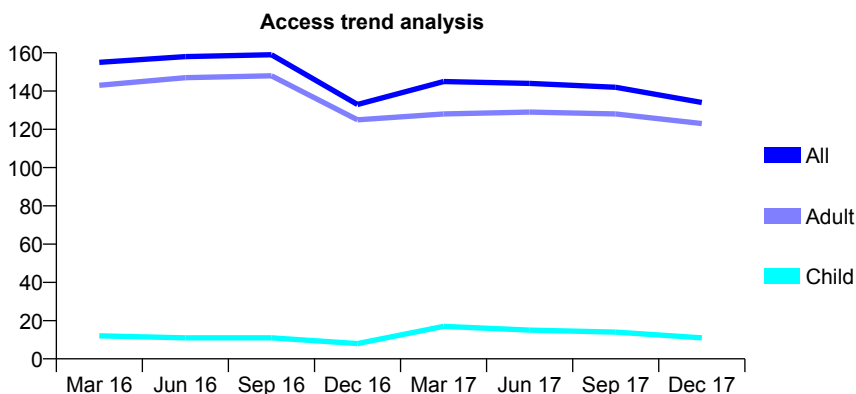
Q61 - Vital Signs At a Glance Contract Report for 781800/0001 - December 2017

Name or company name	MR B NISAR
Contract type name	GDS Contract
Purpose of contract	General
Contract start date	28/07/2011
Contract end date	

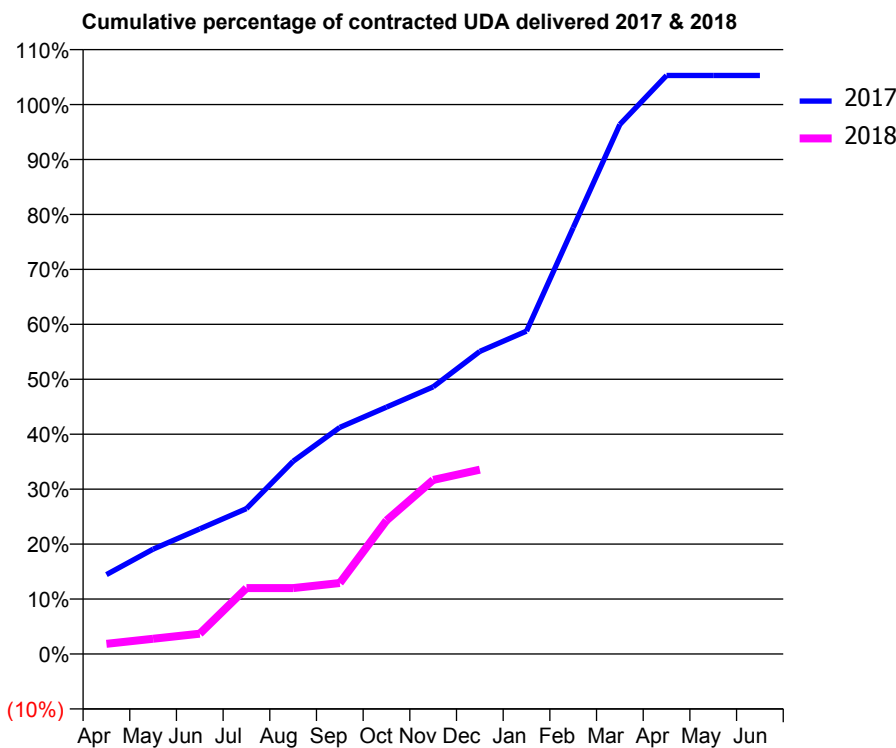
17/18 Contracted general activity (UDA)	325
Carry forward general activity (UDA)	-6
17/18 Contracted orthodontic activity (UOA)	0
Carry forward orthodontic activity (UOA)	0
Baseline contract value	£7,507.37

ACCESS*

Patients seen in 24 months	Total	Change since previous quarter
Quarter ending December 2016	133	
Quarter ending March 2017	145	↑
Quarter ending June 2017	144	→
Quarter ending September 2017	142	↓
Quarter ending December 2017	134	↓
Variance since December 2016	0.8%	→



ACTIVITY



Month	Adjusted Scheduled Activity (UDA)	
	2017	2018
April	47	6
May	62	9
June	74	12
July	86	39
August	114	39
September	134	42
October	146	79
November	158	103
December	179	109
January	191	
February	252	
March	313	
April	342	
May	342	
June	342	

QUALITY

	Quantity	Base Number	Contract	AT	Region	England
% of FP17s for the same patient ID Re-attending within 3 months - Children	0	2	0.0%	10.5%	11.6%	12.0%
% of FP17s for the same patient ID Re-attending within 3 months - Adults	2	22	9.1%	16.0%	16.7%	15.9%
% of FP17s for the same patient ID Re-attending between 3 & 9 months - Children	0	2	0.0%	42.9%	47.3%	58.0%
% of FP17s for the same patient ID Re-attending between 3 & 9 months - Adults	2	22	9.1%	35.8%	38.3%	50.5%
% of FP17s for Band 1 Urgent Courses	0	19	0.0%	10.8%	10.5%	9.0%
% of FP17s Relating to Free Repair or Replacements	0	19	0.0%	0.5%	0.6%	0.8%
% of FP17s Relating to Continuations	0	19	0.0%	0.7%	0.8%	1.1%
% of Patients satisfied with the dentistry they have received	0	0	N/A	88.9%	89.0%	91.5%
% of Patients satisfied with the time they had to wait for an appointment	0	0	N/A	81.7%	84.2%	87.9%

* This is based on patients treated on this contract for their most recent course of treatment. Figures in italics indicate the base number of FP17s or Patient Questionnaire responses are less than 100. N/A is shown where the base number of responses is less than 10 during the period. % is calculated as Quantity/Base number*100

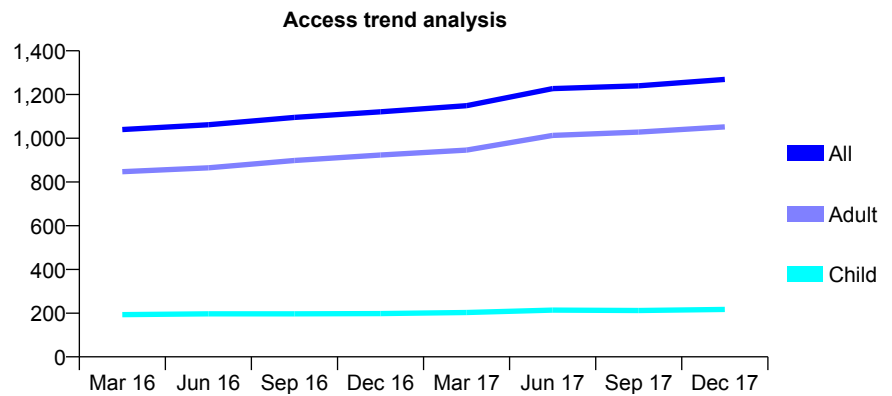
Q61 - Vital Signs At a Glance Contract Report for 782874/0001 - December 2017

Name or company name	MR DR SADOH
Contract type name	GDS Contract
Purpose of contract	General
Contract start date	01/04/2006
Contract end date	

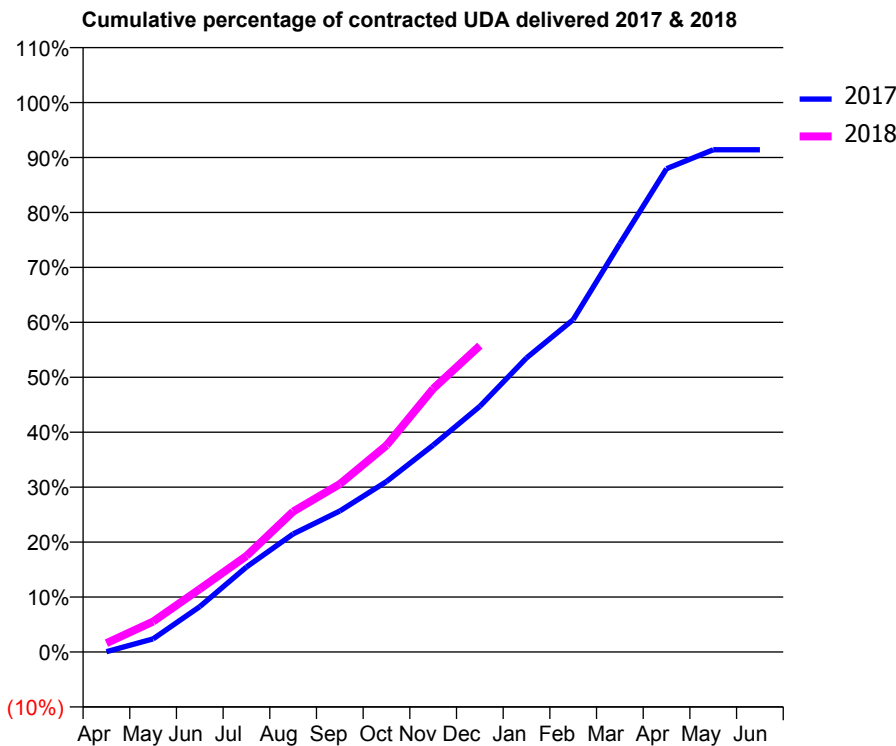
17/18 Contracted general activity (UDA)	4,263
Carry forward general activity (UDA)	0
17/18 Contracted orthodontic activity (UOA)	0
Carry forward orthodontic activity (UOA)	0
Baseline contract value	£153,963.00

ACCESS*

Patients seen in 24 months	Total	Change since previous quarter
Quarter ending December 2016	1,121	
Quarter ending March 2017	1,149	↑
Quarter ending June 2017	1,227	↑
Quarter ending September 2017	1,240	→
Quarter ending December 2017	1,269	↑
Variance since December 2016	13.2%	↑



ACTIVITY



Month	Adjusted Scheduled Activity (UDA)	
	2017	2018
April	3	69
May	102	236
June	352	489
July	659	745
August	916	1,090
September	1,094	1,303
October	1,323	1,603
November	1,605	2,042
December	1,906	2,377
January	2,282	
February	2,579	
March	3,169	
April	3,750	
May	3,897	
June	3,897	

QUALITY

	Quantity	Base Number	Contract	AT	Region	England
% of FP17s for the same patient ID Re-attending within 3 months - Children	10	176	5.7%	10.5%	11.6%	12.0%
% of FP17s for the same patient ID Re-attending within 3 months - Adults	99	775	12.8%	16.0%	16.7%	15.9%
% of FP17s for the same patient ID Re-attending between 3 & 9 months - Children	72	176	40.9%	42.9%	47.3%	58.0%
% of FP17s for the same patient ID Re-attending between 3 & 9 months - Adults	151	775	19.5%	35.8%	38.3%	50.5%
% of FP17s for Band 1 Urgent Courses	294	869	33.8%	10.8%	10.5%	9.0%
% of FP17s Relating to Free Repair or Replacements	0	869	0.0%	0.5%	0.6%	0.8%
% of FP17s Relating to Continuations	4	869	0.5%	0.7%	0.8%	1.1%
% of Patients satisfied with the dentistry they have received	1	1	N/A	88.9%	89.0%	91.5%
% of Patients satisfied with the time they had to wait for an appointment	1	1	N/A	81.7%	84.2%	87.9%

* This is based on patients treated on this contract for their most recent course of treatment. Figures in italics indicate the base number of FP17s or Patient Questionnaire responses are less than 100. N/A is shown where the base number of responses is less than 10 during the period. % is calculated as Quantity/Base number*100

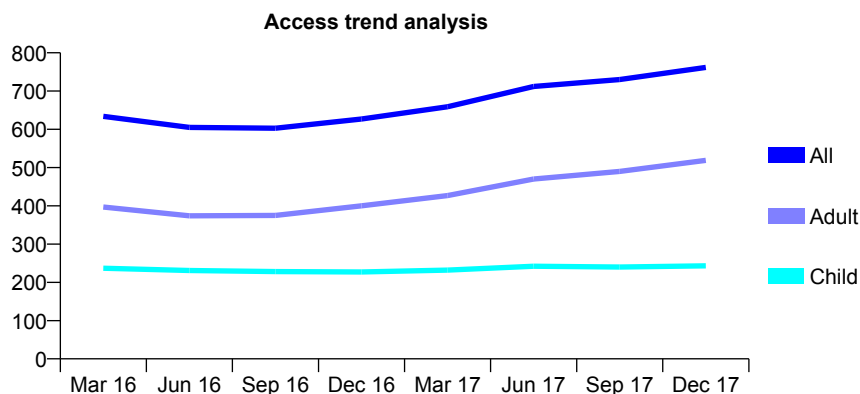
Q61 - Vital Signs At a Glance Contract Report for 783099/0001 - December 2017

Name or company name	MISS P HEIDARZADEH PASHA
Contract type name	GDS Contract
Purpose of contract	General
Contract start date	01/12/2007
Contract end date	

17/18 Contracted general activity (UDA)	3,600
Carry forward general activity (UDA)	0
17/18 Contracted orthodontic activity (UOA)	0
Carry forward orthodontic activity (UOA)	0
Baseline contract value	£98,298.63

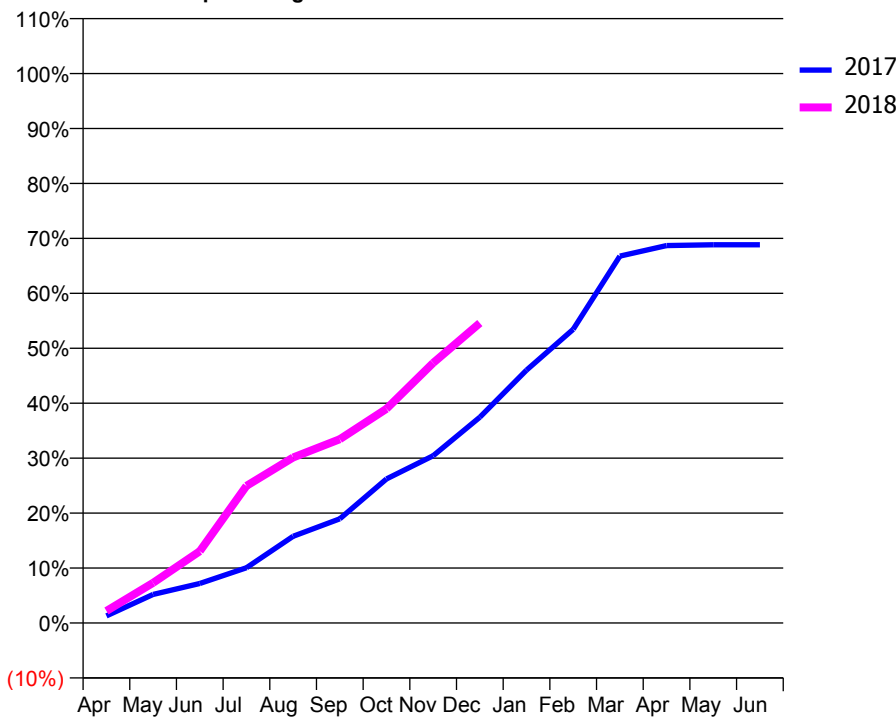
ACCESS*

Patients seen in 24 months	Total	Change since previous quarter
Quarter ending December 2016	627	
Quarter ending March 2017	659	↑
Quarter ending June 2017	712	↑
Quarter ending September 2017	730	↑
Quarter ending December 2017	762	↑
Variance since December 2016	21.5%	↑



ACTIVITY

Cumulative percentage of contracted UDA delivered 2017 & 2018



Month	Adjusted Scheduled Activity (UDA)	
	2017	2018
April	47	79
May	187	263
June	259	471
July	362	899
August	568	1,084
September	682	1,204
October	944	1,403
November	1,096	1,704
December	1,349	1,965
January	1,657	
February	1,924	
March	2,403	
April	2,473	
May	2,478	
June	2,478	

QUALITY

	Quantity	Base Number	Contract	AT	Region	England
% of FP17s for the same patient ID Re-attending within 3 months - Children	4	203	2.0%	10.5%	11.6%	12.0%
% of FP17s for the same patient ID Re-attending within 3 months - Adults	32	412	7.8%	16.0%	16.7%	15.9%
% of FP17s for the same patient ID Re-attending between 3 & 9 months - Children	92	203	45.3%	42.9%	47.3%	58.0%
% of FP17s for the same patient ID Re-attending between 3 & 9 months - Adults	130	412	31.6%	35.8%	38.3%	50.5%
% of FP17s for Band 1 Urgent Courses	17	585	2.9%	10.8%	10.5%	9.0%
% of FP17s Relating to Free Repair or Replacements	1	585	0.2%	0.5%	0.6%	0.8%
% of FP17s Relating to Continuations	3	585	0.5%	0.7%	0.8%	1.1%
% of Patients satisfied with the dentistry they have received	1	1	N/A	88.9%	89.0%	91.5%
% of Patients satisfied with the time they had to wait for an appointment	1	1	N/A	81.7%	84.2%	87.9%

* This is based on patients treated on this contract for their most recent course of treatment. Figures in italics indicate the base number of FP17s or Patient Questionnaire responses are less than 100. N/A is shown where the base number of responses is less than 10 during the period. % is calculated as Quantity/Base number*100

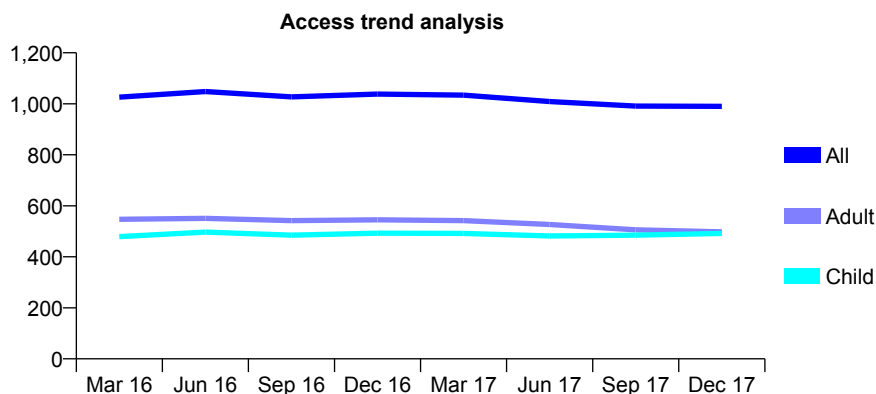
Q61 - Vital Signs At a Glance Contract Report for 785490/0001 - December 2017

Name or company name	MRS FI OLUYANNWO
Contract type name	GDS Contract
Purpose of contract	General
Contract start date	09/11/2009
Contract end date	

17/18 Contracted general activity (UDA)	2,582
Carry forward general activity (UDA)	14
17/18 Contracted orthodontic activity (UOA)	0
Carry forward orthodontic activity (UOA)	0
Baseline contract value	£93,836.54

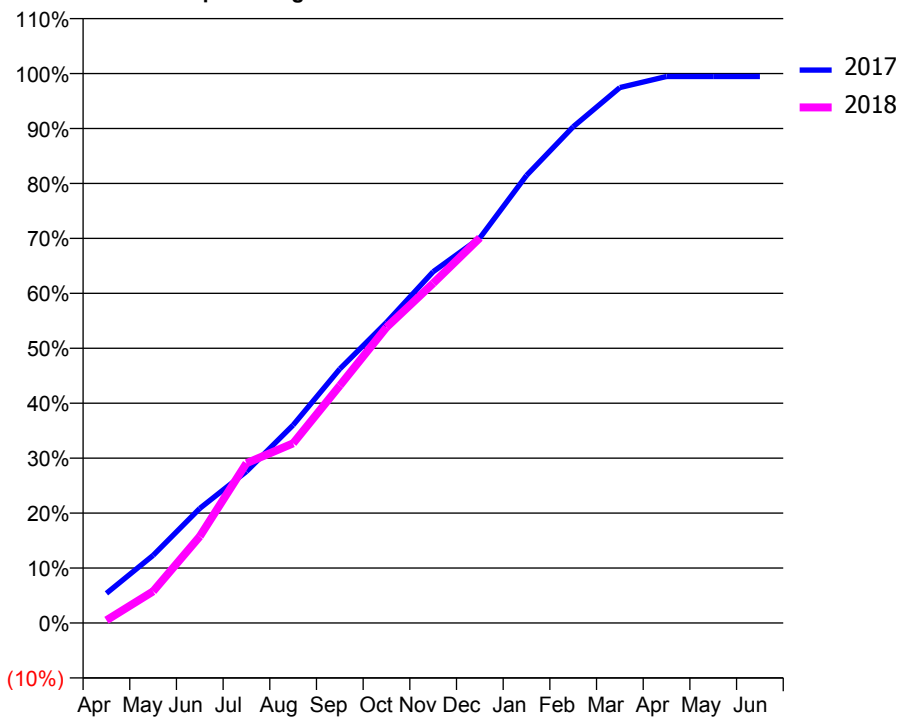
ACCESS*

Patients seen in 24 months	Total	Change since previous quarter
Quarter ending December 2016	1,038	
Quarter ending March 2017	1,034	→
Quarter ending June 2017	1,009	↓
Quarter ending September 2017	991	↓
Quarter ending December 2017	990	→
Variance since December 2016	(4.6%)	↓



ACTIVITY

Cumulative percentage of contracted UDA delivered 2017 & 2018



Month	Adjusted Scheduled Activity (UDA)	
	2017	2018
April	139	13
May	318	149
June	539	407
July	712	751
August	930	844
September	1,194	1,116
October	1,413	1,389
November	1,651	1,596
December	1,809	1,810
January	2,103	
February	2,332	
March	2,516	
April	2,568	
May	2,568	
June	2,568	

QUALITY

	Quantity	Base Number	Contract	AT	Region	England
% of FP17s for the same patient ID Re-attending within 3 months - Children	21	486	4.3%	10.5%	11.6%	12.0%
% of FP17s for the same patient ID Re-attending within 3 months - Adults	25	398	6.3%	16.0%	16.7%	15.9%
% of FP17s for the same patient ID Re-attending between 3 & 9 months - Children	267	486	54.9%	42.9%	47.3%	58.0%
% of FP17s for the same patient ID Re-attending between 3 & 9 months - Adults	221	398	55.5%	35.8%	38.3%	50.5%
% of FP17s for Band 1 Urgent Courses	35	846	4.1%	10.8%	10.5%	9.0%
% of FP17s Relating to Free Repair or Replacements	0	846	0.0%	0.5%	0.6%	0.8%
% of FP17s Relating to Continuations	0	846	0.0%	0.7%	0.8%	1.1%
% of Patients satisfied with the dentistry they have received	0	0	N/A	88.9%	89.0%	91.5%
% of Patients satisfied with the time they had to wait for an appointment	0	0	N/A	81.7%	84.2%	87.9%

* This is based on patients treated on this contract for their most recent course of treatment. Figures in italics indicate the base number of FP17s or Patient Questionnaire responses are less than 100. N/A is shown where the base number of responses is less than 10 during the period. % is calculated as Quantity/Base number*100

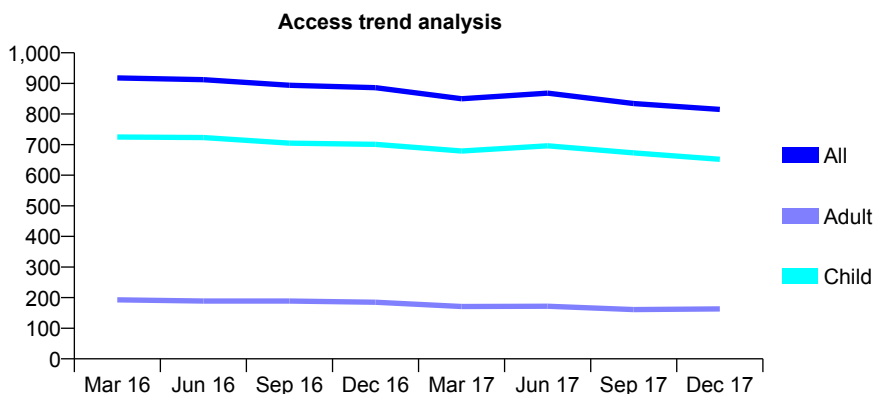
Q61 - Vital Signs At a Glance Contract Report for 785806/0001 - December 2017

Name or company name	MR M BHARDWAJ
Contract type name	GDS Contract
Purpose of contract	General
Contract start date	01/01/2013
Contract end date	

17/18 Contracted general activity (UDA)	1,850
Carry forward general activity (UDA)	-13
17/18 Contracted orthodontic activity (UOA)	0
Carry forward orthodontic activity (UOA)	0
Baseline contract value	£48,100.38

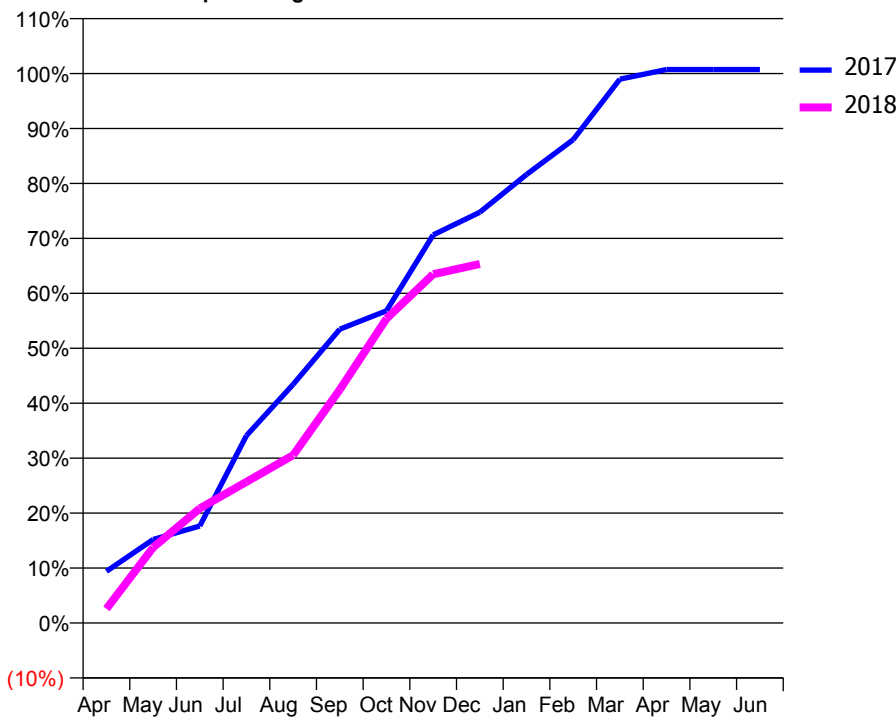
ACCESS*

Patients seen in 24 months	Total	Change since previous quarter
Quarter ending December 2016	886	
Quarter ending March 2017	850	↓
Quarter ending June 2017	868	↑
Quarter ending September 2017	834	↓
Quarter ending December 2017	815	↓
Variance since December 2016	(8.0%)	↓



ACTIVITY

Cumulative percentage of contracted UDA delivered 2017 & 2018



Month	Adjusted Scheduled Activity (UDA)	
	2017	2018
April	174	48
May	281	254
June	327	386
July	631	475
August	803	565
September	989	786
October	1,051	1,025
November	1,307	1,174
December	1,383	1,209
January	1,510	
February	1,627	
March	1,831	
April	1,863	
May	1,863	
June	1,863	

QUALITY

	Quantity	Base Number	Contract	AT	Region	England
% of FP17s for the same patient ID Re-attending within 3 months - Children	49	585	8.4%	10.5%	11.6%	12.0%
% of FP17s for the same patient ID Re-attending within 3 months - Adults	9	83	10.8%	16.0%	16.7%	15.9%
% of FP17s for the same patient ID Re-attending between 3 & 9 months - Children	237	585	40.5%	42.9%	47.3%	58.0%
% of FP17s for the same patient ID Re-attending between 3 & 9 months - Adults	33	83	39.8%	35.8%	38.3%	50.5%
% of FP17s for Band 1 Urgent Courses	38	648	5.9%	10.8%	10.5%	9.0%
% of FP17s Relating to Free Repair or Replacements	0	648	0.0%	0.5%	0.6%	0.8%
% of FP17s Relating to Continuations	3	648	0.5%	0.7%	0.8%	1.1%
% of Patients satisfied with the dentistry they have received	0	0	N/A	88.9%	89.0%	91.5%
% of Patients satisfied with the time they had to wait for an appointment	0	0	N/A	81.7%	84.2%	87.9%

* This is based on patients treated on this contract for their most recent course of treatment. Figures in italics indicate the base number of FP17s or Patient Questionnaire responses are less than 100. N/A is shown where the base number of responses is less than 10 during the period. % is calculated as Quantity/Base number*100

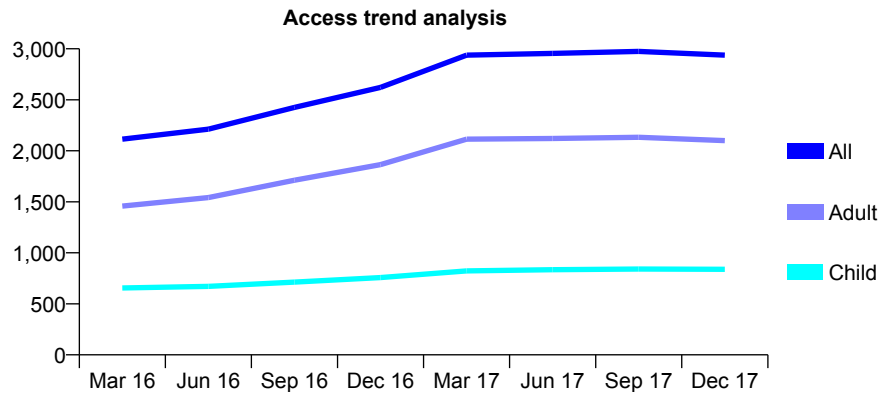
Q61 - Vital Signs At a Glance Contract Report for 785946/0001 - December 2017

Name or company name	MR M BEHNAM
Contract type name	GDS Contract
Purpose of contract	General
Contract start date	01/04/2015
Contract end date	

17/18 Contracted general activity (UDA)	9,969
Carry forward general activity (UDA)	0
17/18 Contracted orthodontic activity (UOA)	0
Carry forward orthodontic activity (UOA)	0
Baseline contract value	£243,838.72

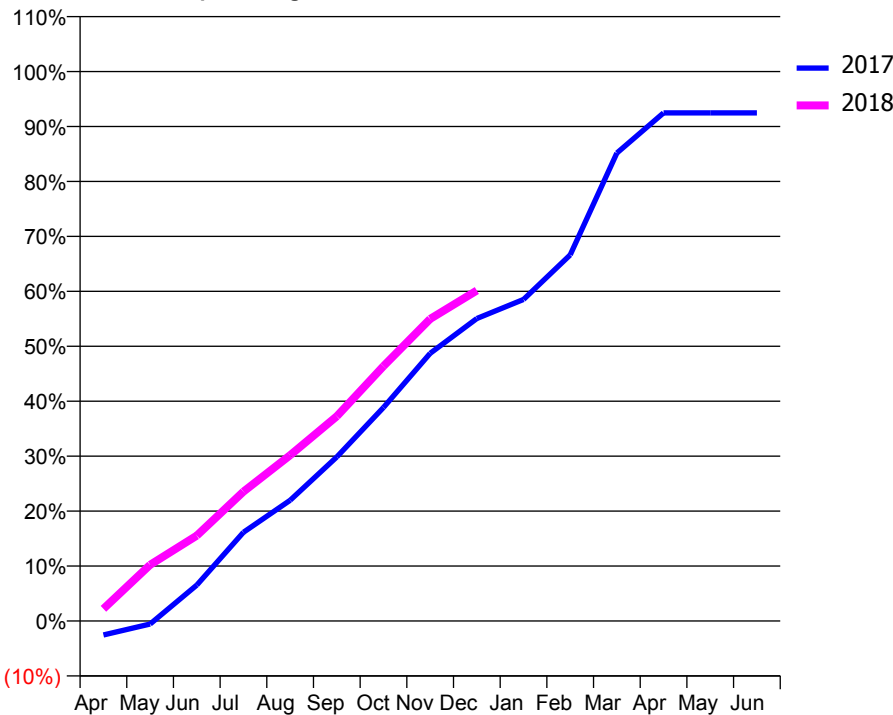
ACCESS*

Patients seen in 24 months	Total	Change since previous quarter
Quarter ending December 2016	2,622	
Quarter ending March 2017	2,938	↑
Quarter ending June 2017	2,955	→
Quarter ending September 2017	2,974	→
Quarter ending December 2017	2,938	↓
Variance since December 2016	12.1%	↑



ACTIVITY

Cumulative percentage of contracted UDA delivered 2017 & 2018



Month	Adjusted Scheduled Activity (UDA)	
	2017	2018
April	-256	221
May	-56	1,020
June	651	1,551
July	1,609	2,349
August	2,190	3,008
September	2,978	3,714
October	3,873	4,625
November	4,855	5,481
December	5,487	5,996
January	5,833	
February	6,641	
March	8,489	
April	9,219	
May	9,219	
June	9,219	

QUALITY

	Quantity	Base Number	Contract	AT	Region	England
% of FP17s for the same patient ID Re-attending within 3 months - Children	77	774	9.9%	10.5%	11.6%	12.0%
% of FP17s for the same patient ID Re-attending within 3 months - Adults	182	1,631	11.2%	16.0%	16.7%	15.9%
% of FP17s for the same patient ID Re-attending between 3 & 9 months - Children	353	774	45.6%	42.9%	47.3%	58.0%
% of FP17s for the same patient ID Re-attending between 3 & 9 months - Adults	611	1,631	37.5%	35.8%	38.3%	50.5%
% of FP17s for Band 1 Urgent Courses	274	2,218	12.4%	10.8%	10.5%	9.0%
% of FP17s Relating to Free Repair or Replacements	19	2,218	0.9%	0.5%	0.6%	0.8%
% of FP17s Relating to Continuations	3	2,218	0.1%	0.7%	0.8%	1.1%
% of Patients satisfied with the dentistry they have received	0	0	N/A	88.9%	89.0%	91.5%
% of Patients satisfied with the time they had to wait for an appointment	0	0	N/A	81.7%	84.2%	87.9%

* This is based on patients treated on this contract for their most recent course of treatment. Figures in italics indicate the base number of FP17s or Patient Questionnaire responses are less than 100. N/A is shown where the base number of responses is less than 10 during the period. % is calculated as Quantity/Base number*100

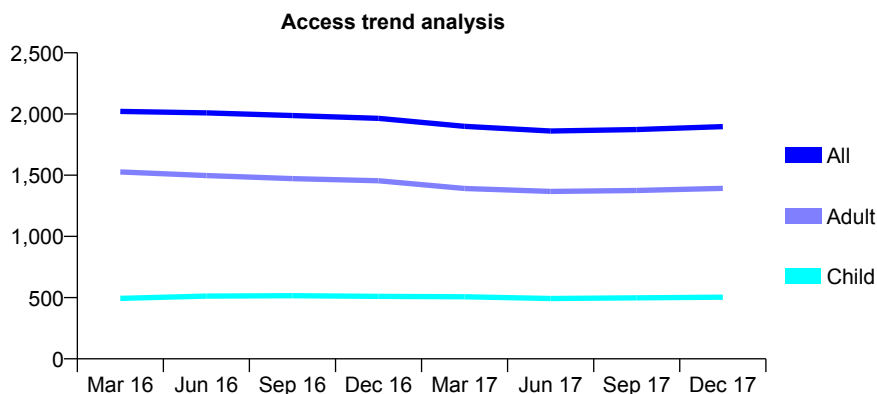
Q61 - Vital Signs At a Glance Contract Report for 787566/0001 - December 2017

Name or company name	DR P ZIAHOSSEINI
Contract type name	GDS Contract
Purpose of contract	General
Contract start date	15/04/2008
Contract end date	

17/18 Contracted general activity (UDA)	6,876
Carry forward general activity (UDA)	0
17/18 Contracted orthodontic activity (UOA)	0
Carry forward orthodontic activity (UOA)	0
Baseline contract value	£203,776.30

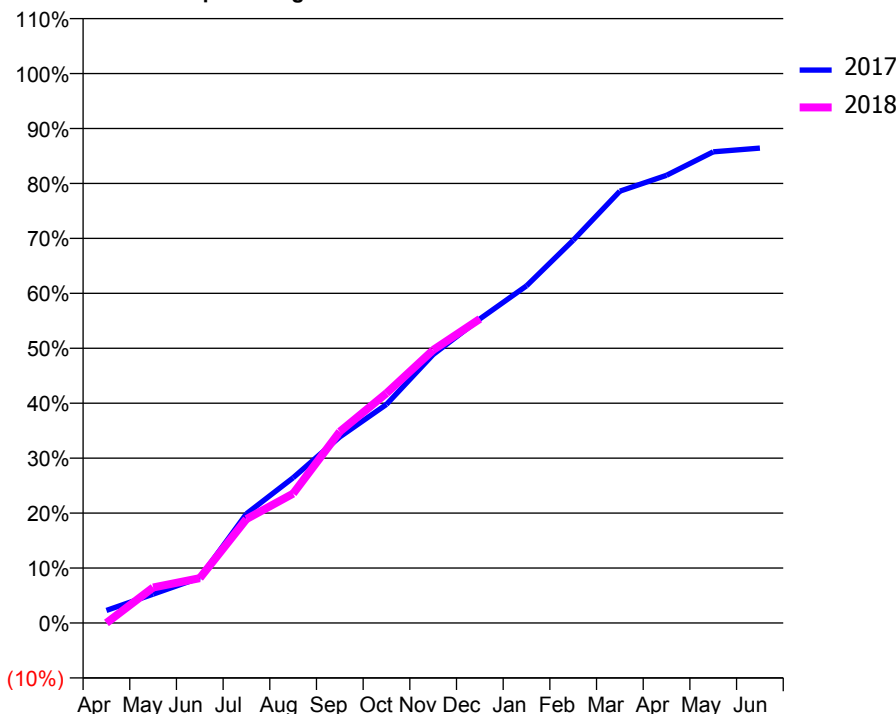
ACCESS*

Patients seen in 24 months	Total	Change since previous quarter
Quarter ending December 2016	1,965	
Quarter ending March 2017	1,899	↓
Quarter ending June 2017	1,861	↓
Quarter ending September 2017	1,873	→
Quarter ending December 2017	1,897	→
Variance since December 2016	(3.5%)	↓



ACTIVITY

Cumulative percentage of contracted UDA delivered 2017 & 2018



Month	Adjusted Scheduled Activity (UDA)	
	2017	2018
April	157	0
May	362	445
June	567	562
July	1,367	1,300
August	1,818	1,619
September	2,328	2,395
October	2,735	2,876
November	3,359	3,417
December	3,806	3,806
January	4,219	
February	4,789	
March	5,404	
April	5,602	
May	5,896	
June	5,943	

QUALITY

	Quantity	Base Number	Contract	AT	Region	England
% of FP17s for the same patient ID Re-attending within 3 months - Children	80	638	12.5%	10.5%	11.6%	12.0%
% of FP17s for the same patient ID Re-attending within 3 months - Adults	300	1,386	21.6%	16.0%	16.7%	15.9%
% of FP17s for the same patient ID Re-attending between 3 & 9 months - Children	374	638	58.6%	42.9%	47.3%	58.0%
% of FP17s for the same patient ID Re-attending between 3 & 9 months - Adults	534	1,386	38.5%	35.8%	38.3%	50.5%
% of FP17s for Band 1 Urgent Courses	350	1,829	19.1%	10.8%	10.5%	9.0%
% of FP17s Relating to Free Repair or Replacements	5	1,829	0.3%	0.5%	0.6%	0.8%
% of FP17s Relating to Continuations	3	1,829	0.2%	0.7%	0.8%	1.1%
% of Patients satisfied with the dentistry they have received	0	0	N/A	88.9%	89.0%	91.5%
% of Patients satisfied with the time they had to wait for an appointment	0	0	N/A	81.7%	84.2%	87.9%

* This is based on patients treated on this contract for their most recent course of treatment. Figures in italics indicate the base number of FP17s or Patient Questionnaire responses are less than 100. N/A is shown where the base number of responses is less than 10 during the period. % is calculated as Quantity/Base number*100

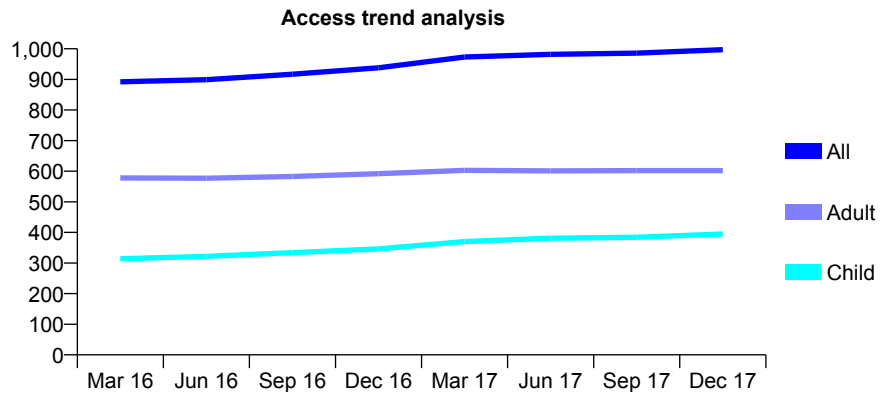
Q61 - Vital Signs At a Glance Contract Report for 789518/0001 - December 2017

Name or company name	The Fenton Dental Studios
Contract type name	GDS Contract
Purpose of contract	General
Contract start date	18/02/2010
Contract end date	

17/18 Contracted general activity (UDA)	2,481
Carry forward general activity (UDA)	56
17/18 Contracted orthodontic activity (UOA)	0
Carry forward orthodontic activity (UOA)	0
Baseline contract value	£77,674.49

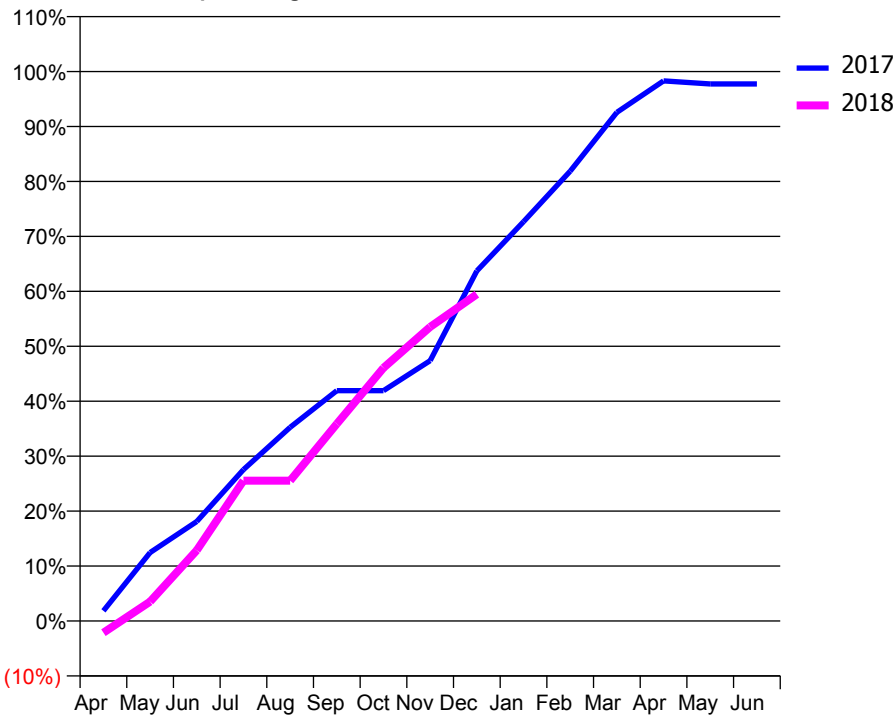
ACCESS*

Patients seen in 24 months	Total	Change since previous quarter
Quarter ending December 2016	938	
Quarter ending March 2017	973	↑
Quarter ending June 2017	982	→
Quarter ending September 2017	986	→
Quarter ending December 2017	997	→
Variance since December 2016	6.3%	↑



ACTIVITY

Cumulative percentage of contracted UDA delivered 2017 & 2018



Month	Adjusted Scheduled Activity (UDA)	
	2017	2018
April	46	-53
May	309	88
June	449	319
July	684	633
August	874	633
September	1,040	890
October	1,040	1,143
November	1,176	1,328
December	1,581	1,475
January	1,803	
February	2,031	
March	2,296	
April	2,439	
May	2,425	
June	2,425	

QUALITY

	Quantity	Base Number	Contract	AT	Region	England
% of FP17s for the same patient ID Re-attending within 3 months - Children	17	399	4.3%	10.5%	11.6%	12.0%
% of FP17s for the same patient ID Re-attending within 3 months - Adults	63	596	10.6%	16.0%	16.7%	15.9%
% of FP17s for the same patient ID Re-attending between 3 & 9 months - Children	244	399	61.2%	42.9%	47.3%	58.0%
% of FP17s for the same patient ID Re-attending between 3 & 9 months - Adults	344	596	57.7%	35.8%	38.3%	50.5%
% of FP17s for Band 1 Urgent Courses	32	927	3.5%	10.8%	10.5%	9.0%
% of FP17s Relating to Free Repair or Replacements	1	927	0.1%	0.5%	0.6%	0.8%
% of FP17s Relating to Continuations	3	927	0.3%	0.7%	0.8%	1.1%
% of Patients satisfied with the dentistry they have received	1	1	N/A	88.9%	89.0%	91.5%
% of Patients satisfied with the time they had to wait for an appointment	1	1	N/A	81.7%	84.2%	87.9%

* This is based on patients treated on this contract for their most recent course of treatment. Figures in italics indicate the base number of FP17s or Patient Questionnaire responses are less than 100. N/A is shown where the base number of responses is less than 10 during the period. % is calculated as Quantity/Base number*100

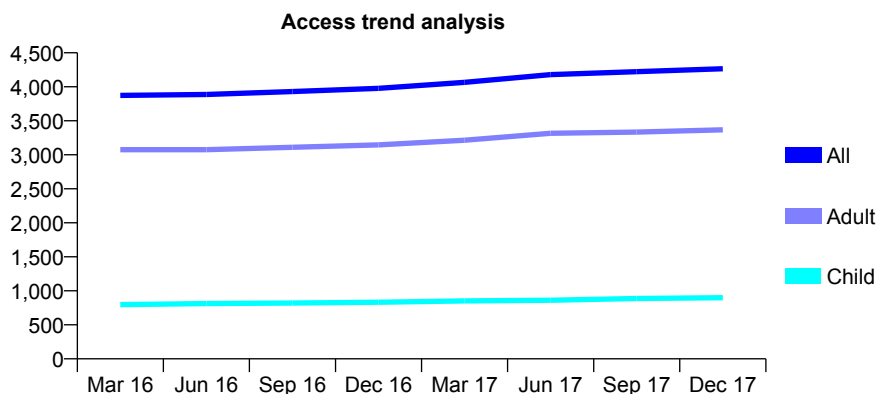
Q61 - Vital Signs At a Glance Contract Report for 794821/0001 - December 2017

Name or company name	Devalia, Devalia Partnership
Contract type name	GDS Contract
Purpose of contract	General
Contract start date	01/04/2006
Contract end date	

17/18 Contracted general activity (UDA)	11,819
Carry forward general activity (UDA)	-118
17/18 Contracted orthodontic activity (UOA)	0
Carry forward orthodontic activity (UOA)	0
Baseline contract value	£350,556.02

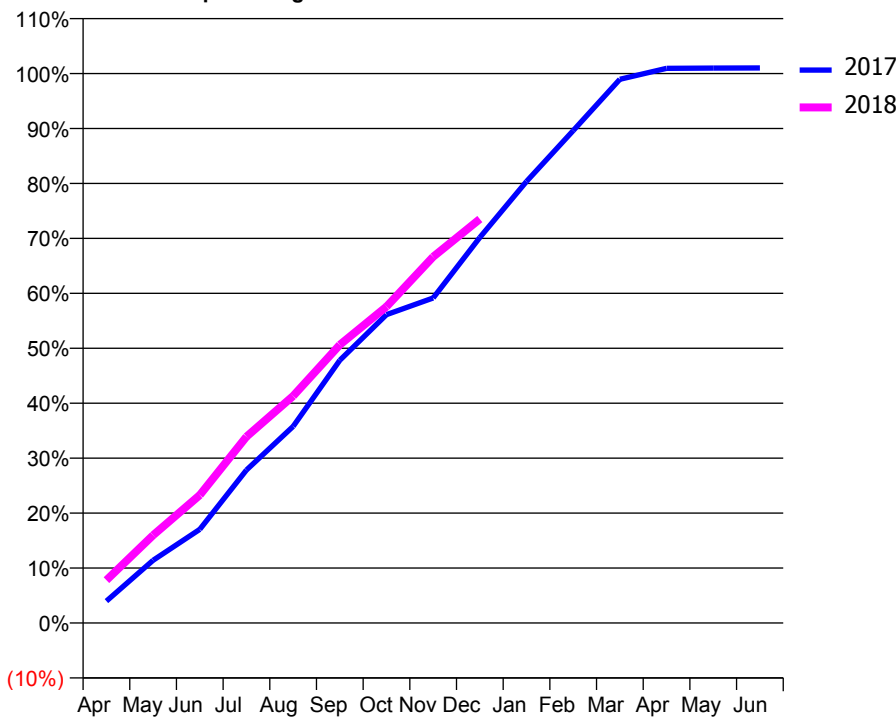
ACCESS*

Patients seen in 24 months	Total	Change since previous quarter
Quarter ending December 2016	3,978	
Quarter ending March 2017	4,065	↑
Quarter ending June 2017	4,179	↑
Quarter ending September 2017	4,222	→
Quarter ending December 2017	4,266	→
Variance since December 2016	7.2%	↑



ACTIVITY

Cumulative percentage of contracted UDA delivered 2017 & 2018



Month	Adjusted Scheduled Activity (UDA)	
	2017	2018
April	471	923
May	1,351	1,890
June	2,014	2,751
July	3,290	4,008
August	4,230	4,882
September	5,652	5,986
October	6,634	6,805
November	6,992	7,878
December	8,294	8,688
January	9,497	
February	10,592	
March	11,695	
April	11,929	
May	11,936	
June	11,937	

QUALITY

	Quantity	Base Number	Contract	AT	Region	England
% of FP17s for the same patient ID Re-attending within 3 months - Children	110	954	11.5%	10.5%	11.6%	12.0%
% of FP17s for the same patient ID Re-attending within 3 months - Adults	823	3,788	21.7%	16.0%	16.7%	15.9%
% of FP17s for the same patient ID Re-attending between 3 & 9 months - Children	542	954	56.8%	42.9%	47.3%	58.0%
% of FP17s for the same patient ID Re-attending between 3 & 9 months - Adults	1,822	3,788	48.1%	35.8%	38.3%	50.5%
% of FP17s for Band 1 Urgent Courses	807	4,616	17.5%	10.8%	10.5%	9.0%
% of FP17s Relating to Free Repair or Replacements	80	4,616	1.7%	0.5%	0.6%	0.8%
% of FP17s Relating to Continuations	56	4,616	1.2%	0.7%	0.8%	1.1%
% of Patients satisfied with the dentistry they have received	7	8	N/A	88.9%	89.0%	91.5%
% of Patients satisfied with the time they had to wait for an appointment	8	8	N/A	81.7%	84.2%	87.9%

* This is based on patients treated on this contract for their most recent course of treatment. Figures in italics indicate the base number of FP17s or Patient Questionnaire responses are less than 100. N/A is shown where the base number of responses is less than 10 during the period. % is calculated as Quantity/Base number*100

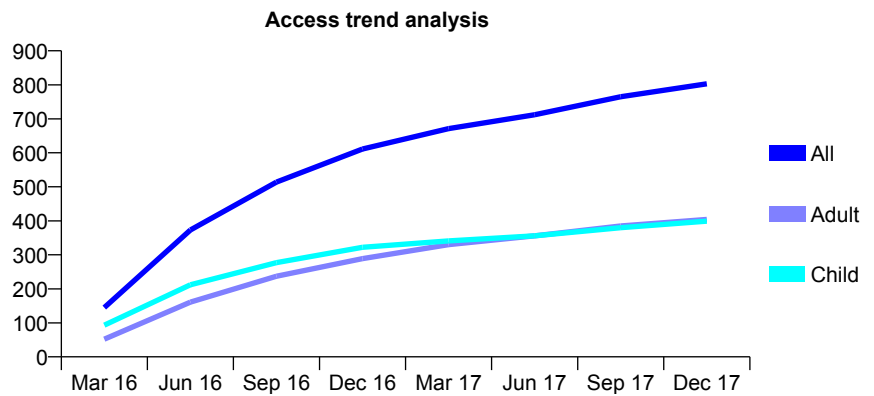
Q61 - Vital Signs At a Glance Contract Report for 805424/0001 - December 2017

Name or company name	MR RS SHETH
Contract type name	GDS Contract
Purpose of contract	General
Contract start date	01/01/2016
Contract end date	

17/18 Contracted general activity (UDA)	1,995
Carry forward general activity (UDA)	0
17/18 Contracted orthodontic activity (UOA)	0
Carry forward orthodontic activity (UOA)	0
Baseline contract value	£45,914.08

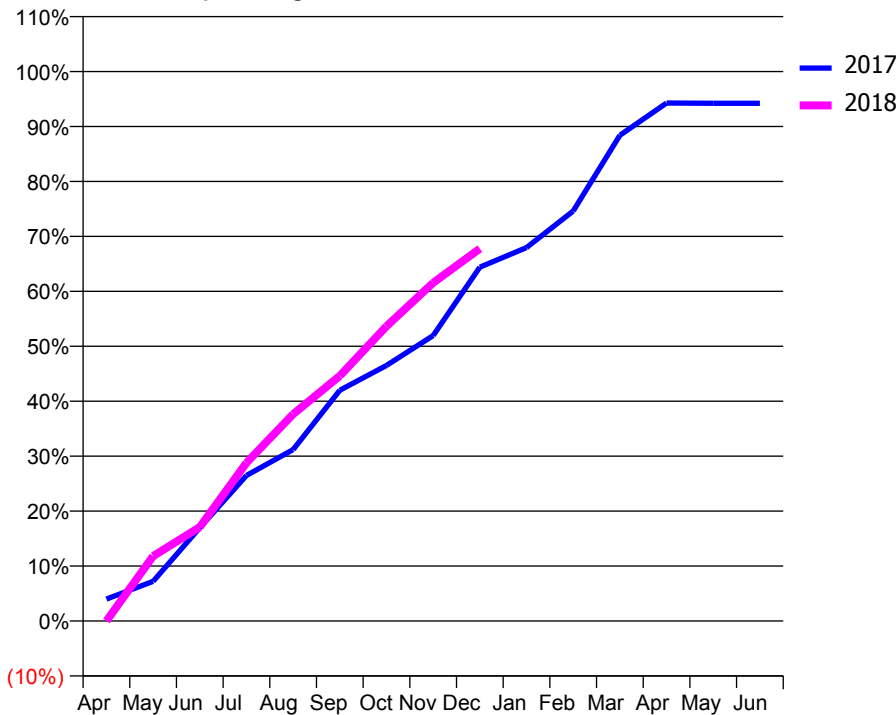
ACCESS*

Patients seen in 24 months	Total	Change since previous quarter
Quarter ending December 2016	611	
Quarter ending March 2017	671	↑
Quarter ending June 2017	712	↑
Quarter ending September 2017	765	↑
Quarter ending December 2017	803	↑
Variance since December 2016	31.4%	↑



ACTIVITY

Cumulative percentage of contracted UDA delivered 2017 & 2018



Month	Adjusted Scheduled Activity (UDA)	
	2017	2018
April	79	0
May	144	235
June	339	341
July	528	574
August	622	751
September	838	890
October	928	1,070
November	1,036	1,228
December	1,285	1,352
January	1,356	
February	1,489	
March	1,764	
April	1,881	
May	1,880	
June	1,880	

QUALITY

	Quantity	Base Number	Contract	AT	Region	England
% of FP17s for the same patient ID Re-attending within 3 months - Children	31	481	6.4%	10.5%	11.6%	12.0%
% of FP17s for the same patient ID Re-attending within 3 months - Adults	51	401	12.7%	16.0%	16.7%	15.9%
% of FP17s for the same patient ID Re-attending between 3 & 9 months - Children	310	481	64.4%	42.9%	47.3%	58.0%
% of FP17s for the same patient ID Re-attending between 3 & 9 months - Adults	228	401	56.9%	35.8%	38.3%	50.5%
% of FP17s for Band 1 Urgent Courses	50	833	6.0%	10.8%	10.5%	9.0%
% of FP17s Relating to Free Repair or Replacements	2	833	0.2%	0.5%	0.6%	0.8%
% of FP17s Relating to Continuations	3	833	0.4%	0.7%	0.8%	1.1%
% of Patients satisfied with the dentistry they have received	0	0	N/A	88.9%	89.0%	91.5%
% of Patients satisfied with the time they had to wait for an appointment	0	0	N/A	81.7%	84.2%	87.9%

* This is based on patients treated on this contract for their most recent course of treatment. Figures in italics indicate the base number of FP17s or Patient Questionnaire responses are less than 100. N/A is shown where the base number of responses is less than 10 during the period. % is calculated as Quantity/Base number*100

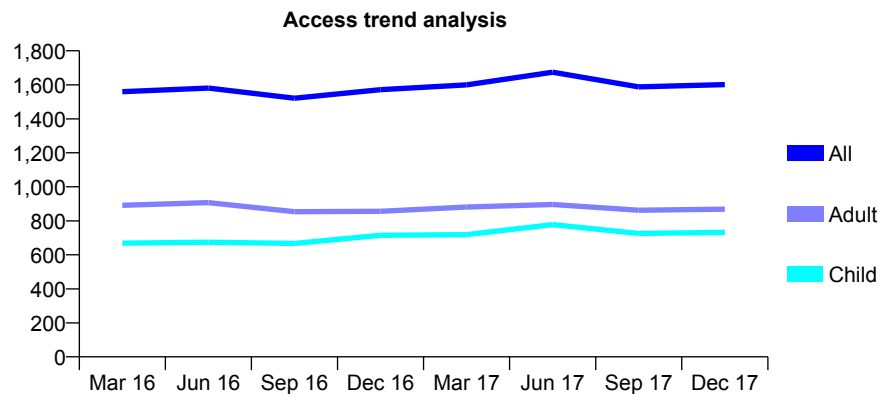
Q61 - Vital Signs At a Glance Contract Report for 808369/0001 - December 2017

Name or company name	MR JR SROTYR
Contract type name	GDS Contract
Purpose of contract	General
Contract start date	01/04/2006
Contract end date	

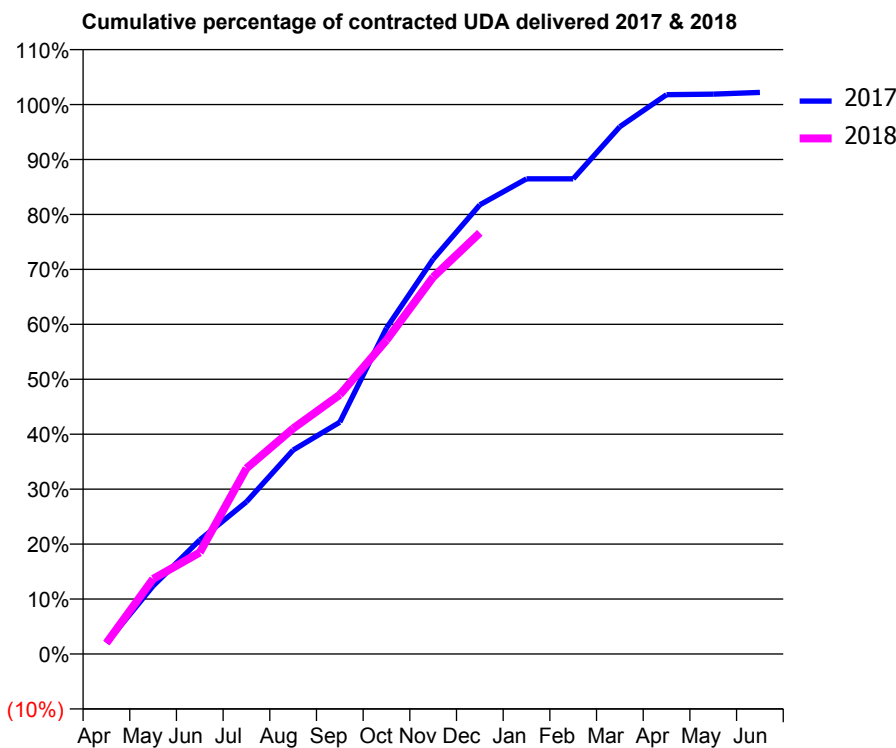
17/18 Contracted general activity (UDA)	4,757
Carry forward general activity (UDA)	-95
17/18 Contracted orthodontic activity (UOA)	0
Carry forward orthodontic activity (UOA)	0
Baseline contract value	£156,150.57

ACCESS*

Patients seen in 24 months	Total	Change since previous quarter
Quarter ending December 2016	1,571	
Quarter ending March 2017	1,600	→
Quarter ending June 2017	1,674	↑
Quarter ending September 2017	1,588	↓
Quarter ending December 2017	1,601	→
Variance since December 2016	1.9%	→



ACTIVITY



Month	Adjusted Scheduled Activity (UDA)	
	2017	2018
April	95	95
May	590	651
June	987	879
July	1,318	1,608
August	1,766	1,952
September	2,007	2,244
October	2,822	2,716
November	3,419	3,263
December	3,889	3,646
January	4,114	
February	4,114	
March	4,565	
April	4,843	
May	4,847	
June	4,862	

QUALITY

	Quantity	Base Number	Contract	AT	Region	England
% of FP17s for the same patient ID Re-attending within 3 months - Children	20	494	4.0%	10.5%	11.6%	12.0%
% of FP17s for the same patient ID Re-attending within 3 months - Adults	123	674	18.2%	16.0%	16.7%	15.9%
% of FP17s for the same patient ID Re-attending between 3 & 9 months - Children	78	494	15.8%	42.9%	47.3%	58.0%
% of FP17s for the same patient ID Re-attending between 3 & 9 months - Adults	102	674	15.1%	35.8%	38.3%	50.5%
% of FP17s for Band 1 Urgent Courses	184	1,004	18.3%	10.8%	10.5%	9.0%
% of FP17s Relating to Free Repair or Replacements	0	1,004	0.0%	0.5%	0.6%	0.8%
% of FP17s Relating to Continuations	0	1,004	0.0%	0.7%	0.8%	1.1%
% of Patients satisfied with the dentistry they have received	0	0	N/A	88.9%	89.0%	91.5%
% of Patients satisfied with the time they had to wait for an appointment	0	0	N/A	81.7%	84.2%	87.9%

* This is based on patients treated on this contract for their most recent course of treatment. Figures in italics indicate the base number of FP17s or Patient Questionnaire responses are less than 100. N/A is shown where the base number of responses is less than 10 during the period. % is calculated as Quantity/Base number*100

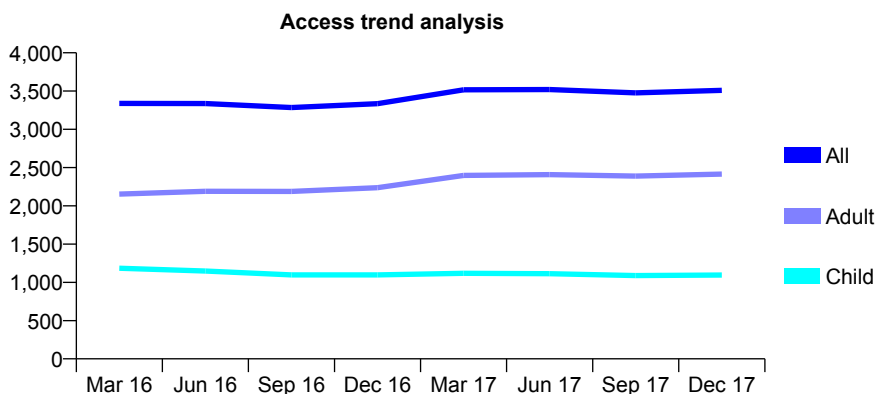
Q61 - Vital Signs At a Glance Contract Report for 809543/0002 - December 2017

Name or company name	MR SV PATEL
Contract type name	GDS Contract
Purpose of contract	General
Contract start date	14/05/2007
Contract end date	

17/18 Contracted general activity (UDA)	13,086
Carry forward general activity (UDA)	545
17/18 Contracted orthodontic activity (UOA)	0
Carry forward orthodontic activity (UOA)	0
Baseline contract value	£340,048.23

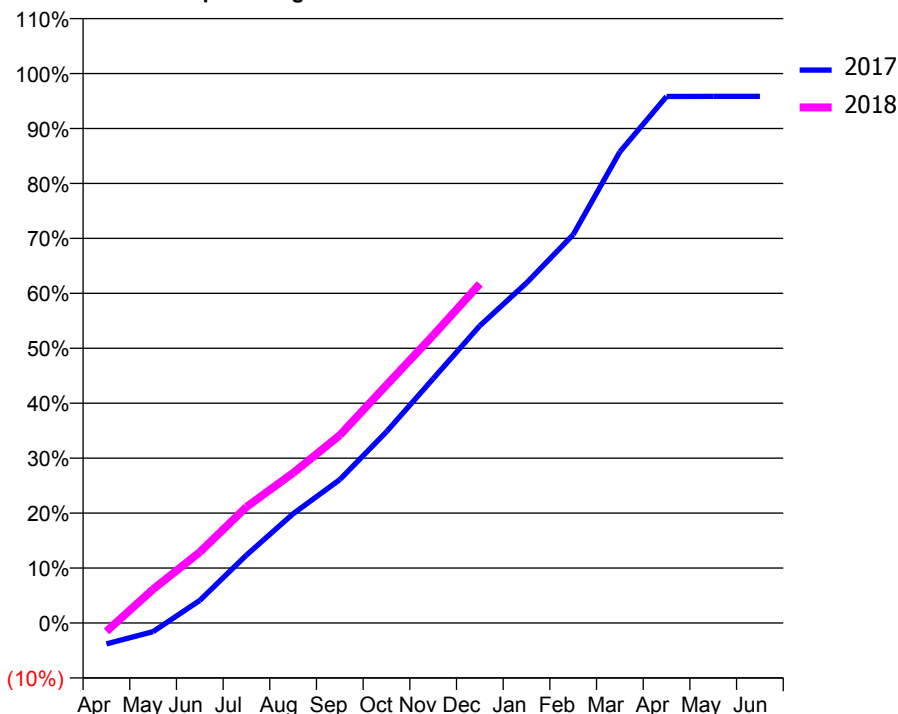
ACCESS*

Patients seen in 24 months	Total	Change since previous quarter
Quarter ending December 2016	3,335	
Quarter ending March 2017	3,516	↑
Quarter ending June 2017	3,520	→
Quarter ending September 2017	3,477	↓
Quarter ending December 2017	3,510	→
Variance since December 2016	5.2%	↑



ACTIVITY

Cumulative percentage of contracted UDA delivered 2017 & 2018



Month	Adjusted Scheduled Activity (UDA)	
	2017	2018
April	-501	-200
May	-207	804
June	538	1,687
July	1,619	2,764
August	2,603	3,575
September	3,414	4,471
October	4,555	5,666
November	5,819	6,851
December	7,081	8,078
January	8,101	
February	9,249	
March	11,221	
April	12,538	
May	12,541	
June	12,541	

QUALITY

	Quantity	Base Number	Contract	AT	Region	England
% of FP17s for the same patient ID Re-attending within 3 months - Children	79	1,061	7.4%	10.5%	11.6%	12.0%
% of FP17s for the same patient ID Re-attending within 3 months - Adults	388	2,285	17.0%	16.0%	16.7%	15.9%
% of FP17s for the same patient ID Re-attending between 3 & 9 months - Children	553	1,061	52.1%	42.9%	47.3%	58.0%
% of FP17s for the same patient ID Re-attending between 3 & 9 months - Adults	1,096	2,285	48.0%	35.8%	38.3%	50.5%
% of FP17s for Band 1 Urgent Courses	155	3,065	5.1%	10.8%	10.5%	9.0%
% of FP17s Relating to Free Repair or Replacements	0	3,065	0.0%	0.5%	0.6%	0.8%
% of FP17s Relating to Continuations	115	3,065	3.8%	0.7%	0.8%	1.1%
% of Patients satisfied with the dentistry they have received	6	6	N/A	88.9%	89.0%	91.5%
% of Patients satisfied with the time they had to wait for an appointment	6	6	N/A	81.7%	84.2%	87.9%

* This is based on patients treated on this contract for their most recent course of treatment. Figures in italics indicate the base number of FP17s or Patient Questionnaire responses are less than 100. N/A is shown where the base number of responses is less than 10 during the period. % is calculated as Quantity/Base number*100

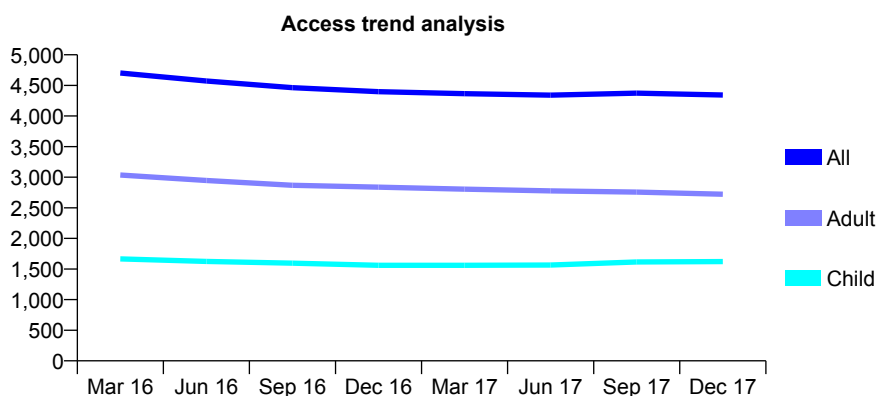
Q61 - Vital Signs At a Glance Contract Report for 812994/0001 - December 2017

Name or company name	Mr Anoushiravan Pashmi
Contract type name	GDS Contract
Purpose of contract	General
Contract start date	01/04/2006
Contract end date	

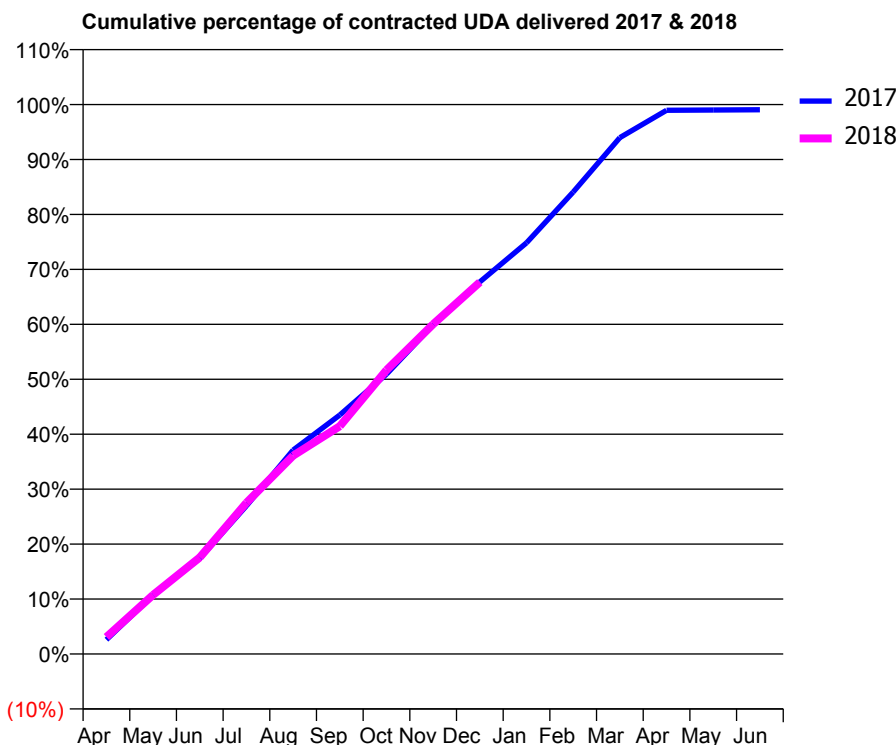
17/18 Contracted general activity (UDA)	11,039
Carry forward general activity (UDA)	0
17/18 Contracted orthodontic activity (UOA)	0
Carry forward orthodontic activity (UOA)	0
Baseline contract value	£340,365.59

ACCESS*

Patients seen in 24 months	Total	Change since previous quarter
Quarter ending December 2016	4,398	
Quarter ending March 2017	4,365	→
Quarter ending June 2017	4,342	→
Quarter ending September 2017	4,373	→
Quarter ending December 2017	4,344	→
Variance since December 2016	(1.2%)	↓



ACTIVITY



Month	Adjusted Scheduled Activity (UDA)	
	2017	2018
April	287	342
May	1,181	1,188
June	1,922	1,942
July	2,978	3,040
August	4,096	3,986
September	4,801	4,578
October	5,620	5,703
November	6,613	6,625
December	7,475	7,469
January	8,261	
February	9,280	
March	10,374	
April	10,924	
May	10,930	
June	10,933	

QUALITY

	Quantity	Base Number	Contract	AT	Region	England
% of FP17s for the same patient ID Re-attending within 3 months - Children	66	1,715	3.8%	10.5%	11.6%	12.0%
% of FP17s for the same patient ID Re-attending within 3 months - Adults	187	2,346	8.0%	16.0%	16.7%	15.9%
% of FP17s for the same patient ID Re-attending between 3 & 9 months - Children	1,074	1,715	62.6%	42.9%	47.3%	58.0%
% of FP17s for the same patient ID Re-attending between 3 & 9 months - Adults	1,283	2,346	54.7%	35.8%	38.3%	50.5%
% of FP17s for Band 1 Urgent Courses	104	3,816	2.7%	10.8%	10.5%	9.0%
% of FP17s Relating to Free Repair or Replacements	16	3,816	0.4%	0.5%	0.6%	0.8%
% of FP17s Relating to Continuations	5	3,816	0.1%	0.7%	0.8%	1.1%
% of Patients satisfied with the dentistry they have received	1	1	N/A	88.9%	89.0%	91.5%
% of Patients satisfied with the time they had to wait for an appointment	1	1	N/A	81.7%	84.2%	87.9%

* This is based on patients treated on this contract for their most recent course of treatment. Figures in italics indicate the base number of FP17s or Patient Questionnaire responses are less than 100. N/A is shown where the base number of responses is less than 10 during the period. % is calculated as Quantity/Base number*100

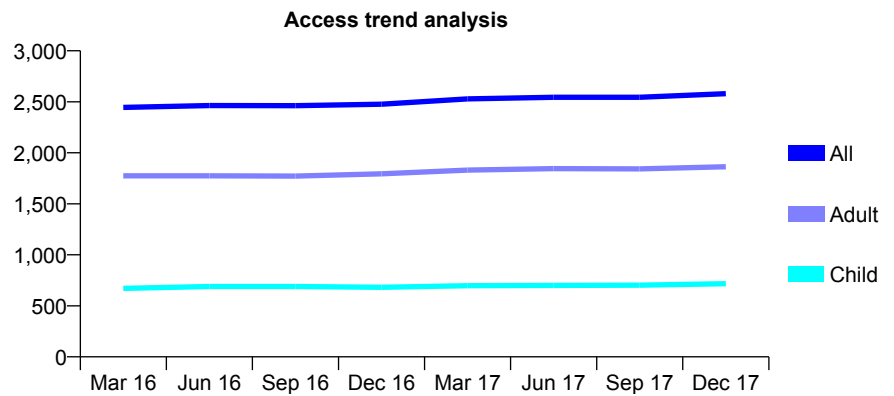
Q61 - Vital Signs At a Glance Contract Report for 815144/0001 - December 2017

Name or company name	MR A MARCUS
Contract type name	GDS Contract
Purpose of contract	General
Contract start date	01/04/2006
Contract end date	

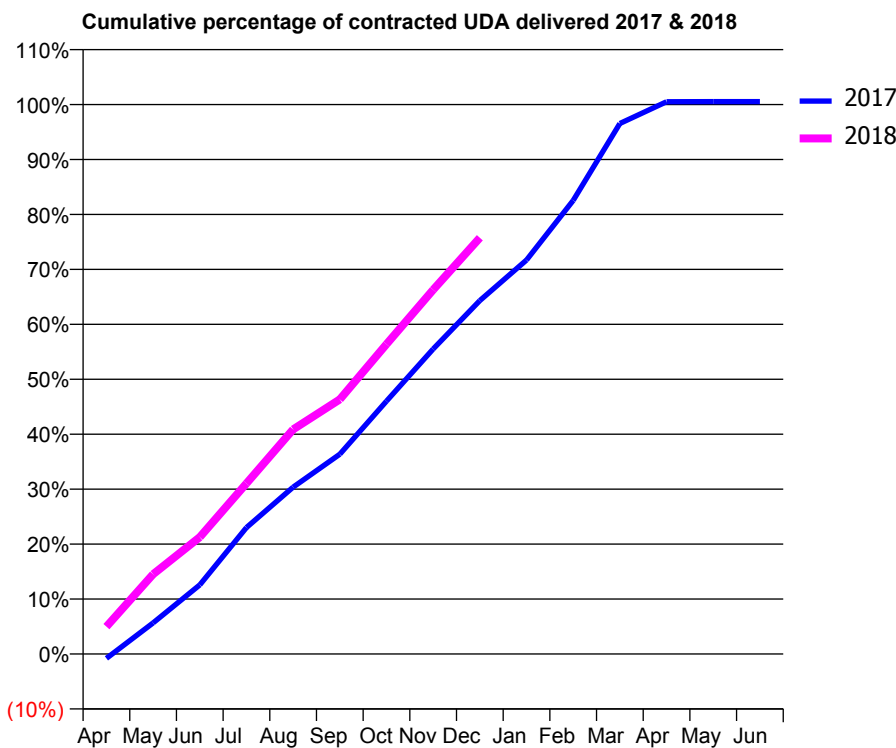
17/18 Contracted general activity (UDA)	5,705
Carry forward general activity (UDA)	-30
17/18 Contracted orthodontic activity (UOA)	0
Carry forward orthodontic activity (UOA)	0
Baseline contract value	£140,895.36

ACCESS*

Patients seen in 24 months	Total	Change since previous quarter
Quarter ending December 2016	2,476	
Quarter ending March 2017	2,529	↑
Quarter ending June 2017	2,545	→
Quarter ending September 2017	2,545	→
Quarter ending December 2017	2,580	→
Variance since December 2016	4.2%	↑



ACTIVITY



Month	Adjusted Scheduled Activity (UDA)	
	2017	2018
April	-47	284
May	324	829
June	718	1,213
July	1,313	1,771
August	1,733	2,333
September	2,075	2,643
October	2,626	3,217
November	3,167	3,782
December	3,669	4,322
January	4,091	
February	4,709	
March	5,508	
April	5,734	
May	5,735	
June	5,735	

QUALITY

	Quantity	Base Number	Contract	AT	Region	England
% of FP17s for the same patient ID Re-attending within 3 months - Children	44	691	6.4%	10.5%	11.6%	12.0%
% of FP17s for the same patient ID Re-attending within 3 months - Adults	166	1,569	10.6%	16.0%	16.7%	15.9%
% of FP17s for the same patient ID Re-attending between 3 & 9 months - Children	371	691	53.7%	42.9%	47.3%	58.0%
% of FP17s for the same patient ID Re-attending between 3 & 9 months - Adults	755	1,569	48.1%	35.8%	38.3%	50.5%
% of FP17s for Band 1 Urgent Courses	158	2,152	7.3%	10.8%	10.5%	9.0%
% of FP17s Relating to Free Repair or Replacements	0	2,152	0.0%	0.5%	0.6%	0.8%
% of FP17s Relating to Continuations	24	2,152	1.1%	0.7%	0.8%	1.1%
% of Patients satisfied with the dentistry they have received	4	4	N/A	88.9%	89.0%	91.5%
% of Patients satisfied with the time they had to wait for an appointment	4	4	N/A	81.7%	84.2%	87.9%

* This is based on patients treated on this contract for their most recent course of treatment. Figures in italics indicate the base number of FP17s or Patient Questionnaire responses are less than 100. N/A is shown where the base number of responses is less than 10 during the period. % is calculated as Quantity/Base number*100

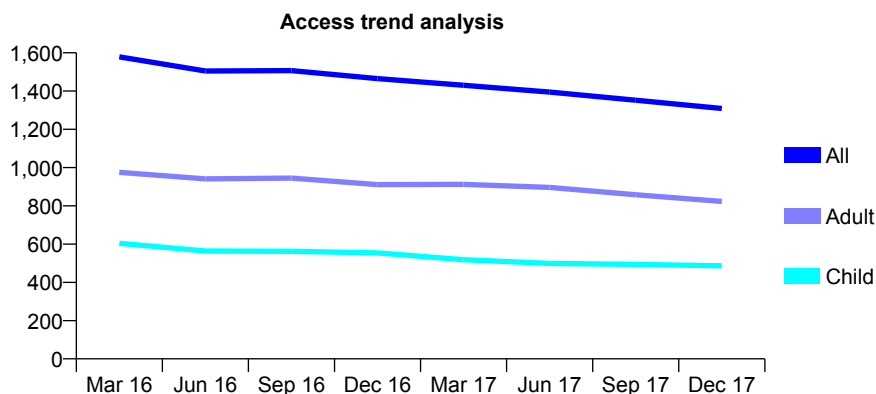
Q61 - Vital Signs At a Glance Contract Report for 820075/0001 - December 2017

Name or company name	MR CP BALCOMBE
Contract type name	GDS Contract
Purpose of contract	General
Contract start date	01/04/2006
Contract end date	

17/18 Contracted general activity (UDA)	2,759
Carry forward general activity (UDA)	-45
17/18 Contracted orthodontic activity (UOA)	0
Carry forward orthodontic activity (UOA)	0
Baseline contract value	£68,375.39

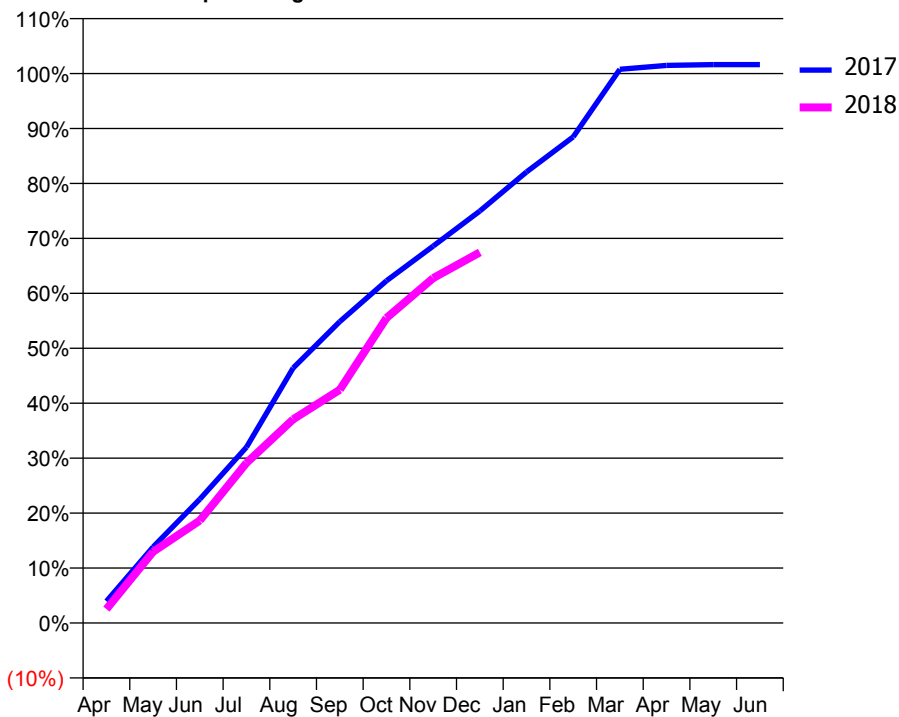
ACCESS*

Patients seen in 24 months	Total	Change since previous quarter
Quarter ending December 2016	1,465	
Quarter ending March 2017	1,430	↓
Quarter ending June 2017	1,395	↓
Quarter ending September 2017	1,352	↓
Quarter ending December 2017	1,309	↓
Variance since December 2016	(10.6%)	↓



ACTIVITY

Cumulative percentage of contracted UDA delivered 2017 & 2018



Month	Adjusted Scheduled Activity (UDA)	
	2017	2018
April	110	70
May	382	358
June	622	515
July	883	804
August	1,280	1,022
September	1,513	1,171
October	1,718	1,532
November	1,892	1,732
December	2,069	1,861
January	2,265	
February	2,441	
March	2,780	
April	2,800	
May	2,804	
June	2,804	

QUALITY

	Quantity	Base Number	Contract	AT	Region	England
% of FP17s for the same patient ID Re-attending within 3 months - Children	29	467	6.2%	10.5%	11.6%	12.0%
% of FP17s for the same patient ID Re-attending within 3 months - Adults	67	624	10.7%	16.0%	16.7%	15.9%
% of FP17s for the same patient ID Re-attending between 3 & 9 months - Children	166	467	35.5%	42.9%	47.3%	58.0%
% of FP17s for the same patient ID Re-attending between 3 & 9 months - Adults	177	624	28.4%	35.8%	38.3%	50.5%
% of FP17s for Band 1 Urgent Courses	124	1,076	11.5%	10.8%	10.5%	9.0%
% of FP17s Relating to Free Repair or Replacements	9	1,076	0.8%	0.5%	0.6%	0.8%
% of FP17s Relating to Continuations	1	1,076	0.1%	0.7%	0.8%	1.1%
% of Patients satisfied with the dentistry they have received	1	1	N/A	88.9%	89.0%	91.5%
% of Patients satisfied with the time they had to wait for an appointment	1	1	N/A	81.7%	84.2%	87.9%

* This is based on patients treated on this contract for their most recent course of treatment. Figures in italics indicate the base number of FP17s or Patient Questionnaire responses are less than 100. N/A is shown where the base number of responses is less than 10 during the period. % is calculated as Quantity/Base number*100

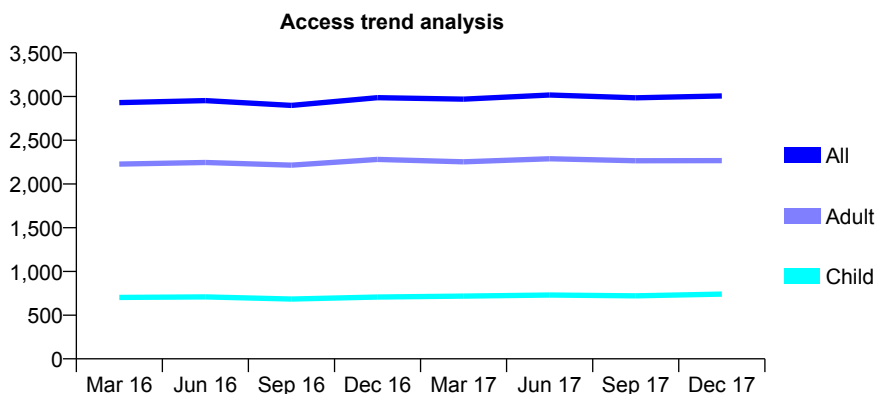
Q61 - Vital Signs At a Glance Contract Report for 824127/0001 - December 2017

Name or company name	MR AM HATHI
Contract type name	GDS Contract
Purpose of contract	General
Contract start date	01/04/2006
Contract end date	

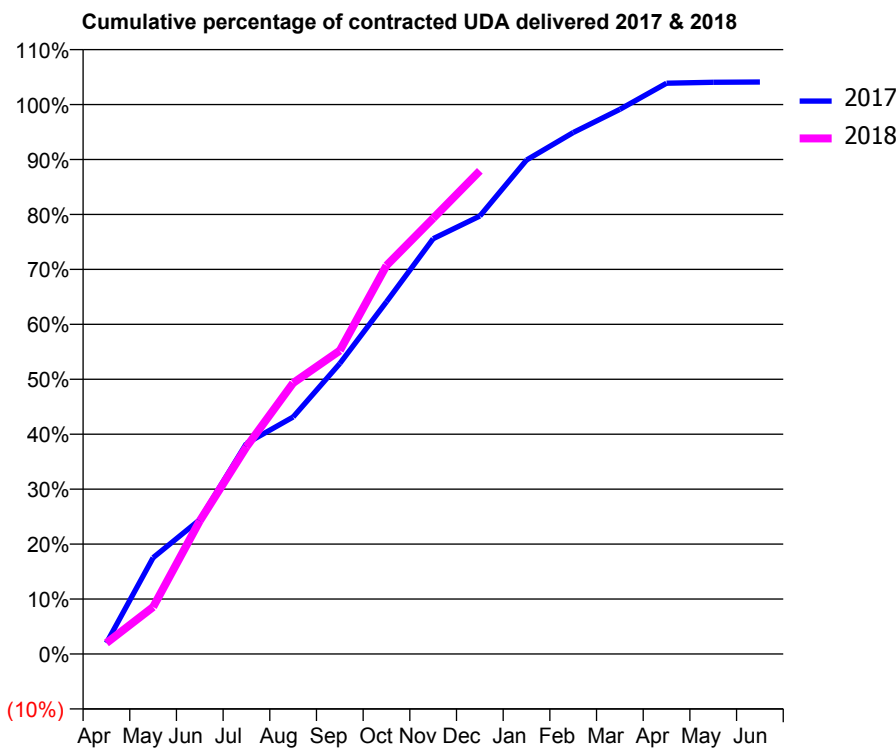
17/18 Contracted general activity (UDA)	7,590
Carry forward general activity (UDA)	-152
17/18 Contracted orthodontic activity (UOA)	0
Carry forward orthodontic activity (UOA)	0
Baseline contract value	£221,335.69

ACCESS*

Patients seen in 24 months	Total	Change since previous quarter
Quarter ending December 2016	2,987	
Quarter ending March 2017	2,970	→
Quarter ending June 2017	3,018	→
Quarter ending September 2017	2,985	↓
Quarter ending December 2017	3,007	→
Variance since December 2016	0.7%	→



ACTIVITY



Month	Adjusted Scheduled Activity (UDA)	
	2017	2018
April	152	152
May	1,332	649
June	1,855	1,839
July	2,908	2,862
August	3,274	3,743
September	4,012	4,191
October	4,866	5,366
November	5,737	6,019
December	6,050	6,673
January	6,823	
February	7,202	
March	7,523	
April	7,884	
May	7,898	
June	7,901	

QUALITY

	Quantity	Base Number	Contract	AT	Region	England
% of FP17s for the same patient ID Re-attending within 3 months - Children	44	694	6.3%	10.5%	11.6%	12.0%
% of FP17s for the same patient ID Re-attending within 3 months - Adults	328	2,127	15.4%	16.0%	16.7%	15.9%
% of FP17s for the same patient ID Re-attending between 3 & 9 months - Children	223	694	32.1%	42.9%	47.3%	58.0%
% of FP17s for the same patient ID Re-attending between 3 & 9 months - Adults	691	2,127	32.5%	35.8%	38.3%	50.5%
% of FP17s for Band 1 Urgent Courses	198	2,583	7.7%	10.8%	10.5%	9.0%
% of FP17s Relating to Free Repair or Replacements	8	2,583	0.3%	0.5%	0.6%	0.8%
% of FP17s Relating to Continuations	37	2,583	1.4%	0.7%	0.8%	1.1%
% of Patients satisfied with the dentistry they have received	2	2	N/A	88.9%	89.0%	91.5%
% of Patients satisfied with the time they had to wait for an appointment	2	2	N/A	81.7%	84.2%	87.9%

* This is based on patients treated on this contract for their most recent course of treatment. Figures in italics indicate the base number of FP17s or Patient Questionnaire responses are less than 100. N/A is shown where the base number of responses is less than 10 during the period. % is calculated as Quantity/Base number*100

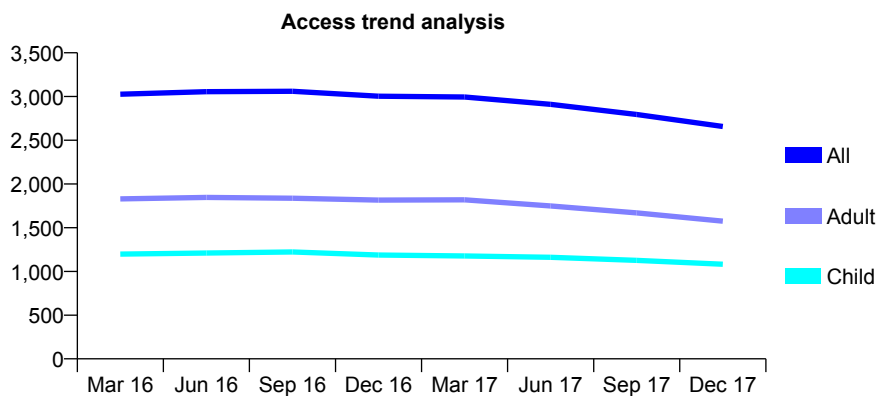
Q61 - Vital Signs At a Glance Contract Report for 824259/0001 - December 2017

Name or company name	MR RF PRAIS
Contract type name	GDS Contract
Purpose of contract	General
Contract start date	01/04/2006
Contract end date	

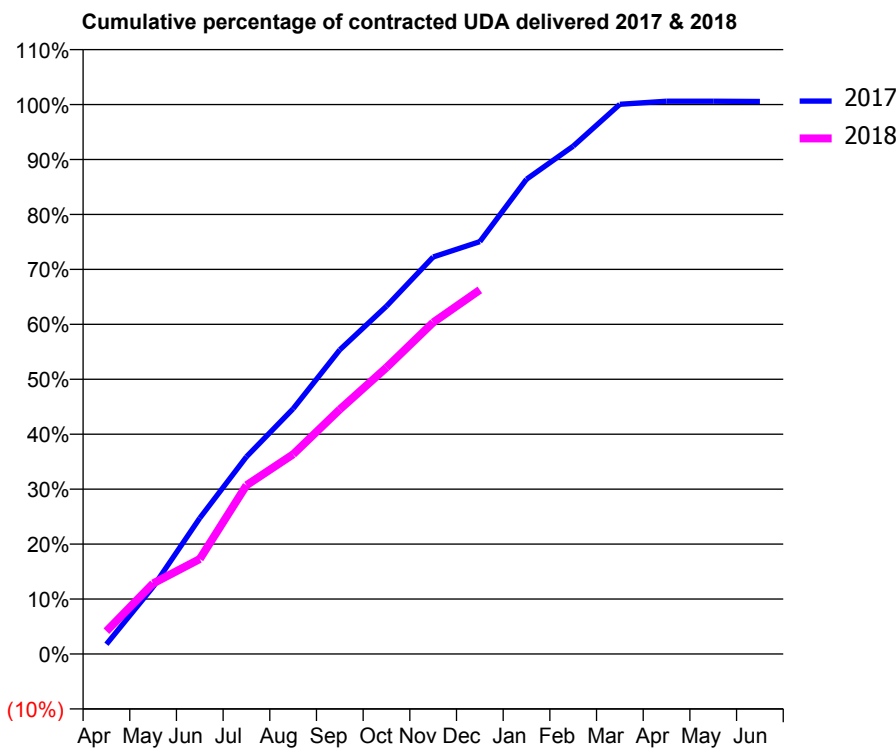
17/18 Contracted general activity (UDA)	6,711
Carry forward general activity (UDA)	-38
17/18 Contracted orthodontic activity (UOA)	0
Carry forward orthodontic activity (UOA)	0
Baseline contract value	£212,253.62

ACCESS*

Patients seen in 24 months	Total	Change since previous quarter
Quarter ending December 2016	3,003	
Quarter ending March 2017	2,995	→
Quarter ending June 2017	2,910	↓
Quarter ending September 2017	2,795	↓
Quarter ending December 2017	2,657	↓
Variance since December 2016	(11.5%)	↓



ACTIVITY



Month	Adjusted Scheduled Activity (UDA)	
	2017	2018
April	119	279
May	820	862
June	1,660	1,160
July	2,409	2,060
August	2,995	2,439
September	3,716	2,988
October	4,248	3,499
November	4,849	4,049
December	5,037	4,446
January	5,799	
February	6,203	
March	6,713	
April	6,751	
May	6,751	
June	6,749	

QUALITY

	Quantity	Base Number	Contract	AT	Region	England
% of FP17s for the same patient ID Re-attending within 3 months - Children	95	1,173	8.1%	10.5%	11.6%	12.0%
% of FP17s for the same patient ID Re-attending within 3 months - Adults	155	1,286	12.1%	16.0%	16.7%	15.9%
% of FP17s for the same patient ID Re-attending between 3 & 9 months - Children	739	1,173	63.0%	42.9%	47.3%	58.0%
% of FP17s for the same patient ID Re-attending between 3 & 9 months - Adults	678	1,286	52.7%	35.8%	38.3%	50.5%
% of FP17s for Band 1 Urgent Courses	136	2,436	5.6%	10.8%	10.5%	9.0%
% of FP17s Relating to Free Repair or Replacements	7	2,436	0.3%	0.5%	0.6%	0.8%
% of FP17s Relating to Continuations	3	2,436	0.1%	0.7%	0.8%	1.1%
% of Patients satisfied with the dentistry they have received	0	0	N/A	88.9%	89.0%	91.5%
% of Patients satisfied with the time they had to wait for an appointment	0	0	N/A	81.7%	84.2%	87.9%

* This is based on patients treated on this contract for their most recent course of treatment. Figures in italics indicate the base number of FP17s or Patient Questionnaire responses are less than 100. N/A is shown where the base number of responses is less than 10 during the period. % is calculated as Quantity/Base number*100

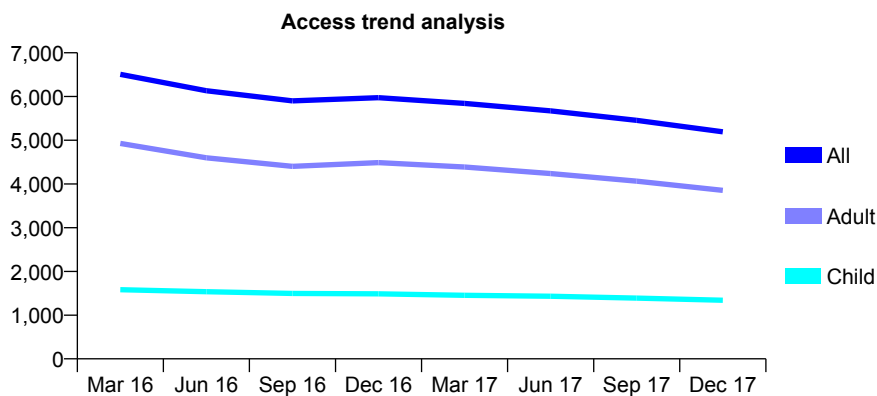
Q61 - Vital Signs At a Glance Contract Report for 825247/0001 - December 2017

Name or company name	MR JE DINEEN
Contract type name	GDS Contract
Purpose of contract	General
Contract start date	01/04/2006
Contract end date	

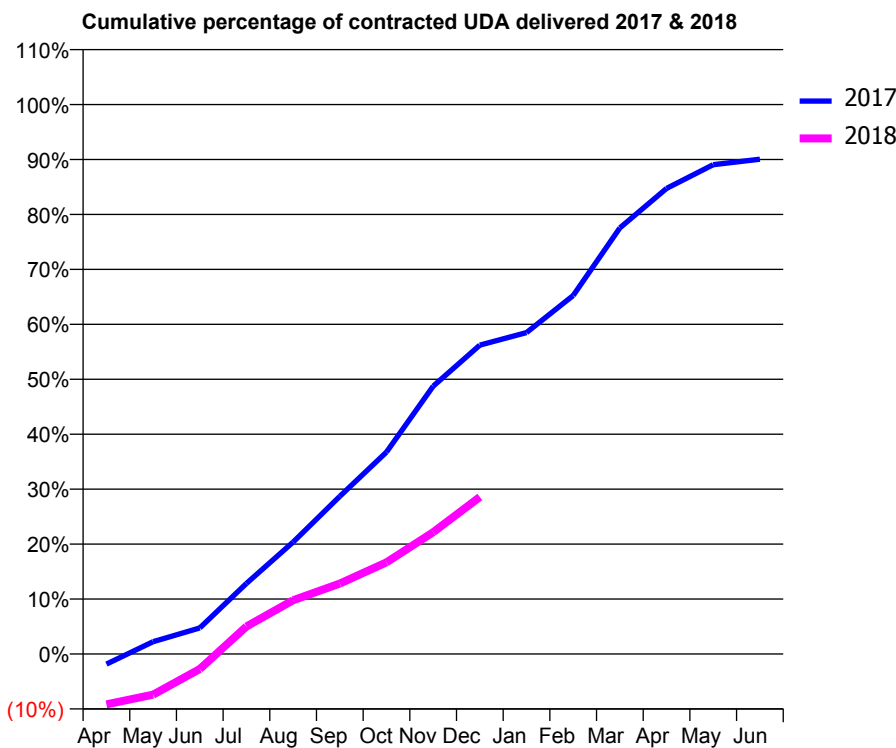
17/18 Contracted general activity (UDA)	21,166
Carry forward general activity (UDA)	2,108
17/18 Contracted orthodontic activity (UOA)	0
Carry forward orthodontic activity (UOA)	0
Baseline contract value	£725,681.51

ACCESS*

Patients seen in 24 months	Total	Change since previous quarter
Quarter ending December 2016	5,975	
Quarter ending March 2017	5,842	↓
Quarter ending June 2017	5,671	↓
Quarter ending September 2017	5,454	↓
Quarter ending December 2017	5,194	↓
Variance since December 2016	(13.1%)	↓



ACTIVITY



Month	Adjusted Scheduled Activity (UDA)	
	2017	2018
April	-394	-1,946
May	475	-1,568
June	1,006	-582
July	2,720	1,059
August	4,313	2,074
September	6,075	2,714
October	7,778	3,529
November	10,317	4,694
December	11,896	6,046
January	12,380	
February	13,807	
March	16,414	
April	17,934	
May	18,846	
June	19,058	

QUALITY

	Quantity	Base Number	Contract	AT	Region	England
% of FP17s for the same patient ID Re-attending within 3 months - Children	34	808	4.2%	10.5%	11.6%	12.0%
% of FP17s for the same patient ID Re-attending within 3 months - Adults	279	2,239	12.5%	16.0%	16.7%	15.9%
% of FP17s for the same patient ID Re-attending between 3 & 9 months - Children	194	808	24.0%	42.9%	47.3%	58.0%
% of FP17s for the same patient ID Re-attending between 3 & 9 months - Adults	575	2,239	25.7%	35.8%	38.3%	50.5%
% of FP17s for Band 1 Urgent Courses	94	2,507	3.7%	10.8%	10.5%	9.0%
% of FP17s Relating to Free Repair or Replacements	0	2,507	0.0%	0.5%	0.6%	0.8%
% of FP17s Relating to Continuations	0	2,507	0.0%	0.7%	0.8%	1.1%
% of Patients satisfied with the dentistry they have received	1	1	N/A	88.9%	89.0%	91.5%
% of Patients satisfied with the time they had to wait for an appointment	1	1	N/A	81.7%	84.2%	87.9%

* This is based on patients treated on this contract for their most recent course of treatment. Figures in italics indicate the base number of FP17s or Patient Questionnaire responses are less than 100. N/A is shown where the base number of responses is less than 10 during the period. % is calculated as Quantity/Base number*100

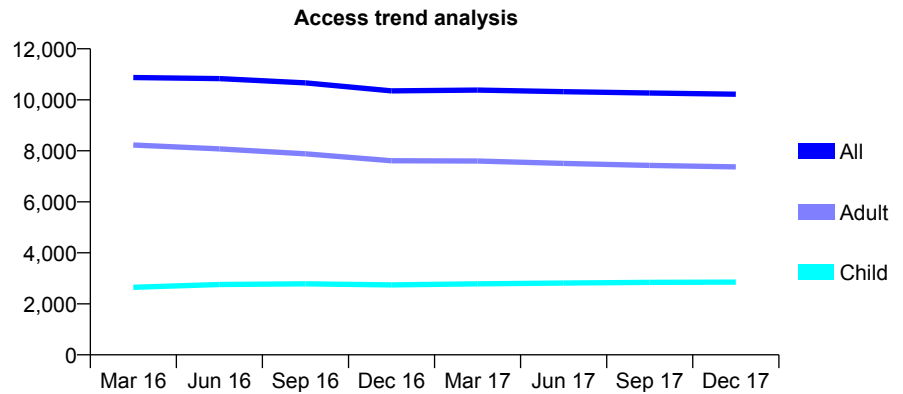
Q61 - Vital Signs At a Glance Contract Report for 825948/0001 - December 2017

Name or company name	MR JK KOTECHA
Contract type name	GDS Contract
Purpose of contract	General
Contract start date	01/04/2006
Contract end date	

17/18 Contracted general activity (UDA)	32,638
Carry forward general activity (UDA)	-642
17/18 Contracted orthodontic activity (UOA)	0
Carry forward orthodontic activity (UOA)	0
Baseline contract value	£1,021,605.94

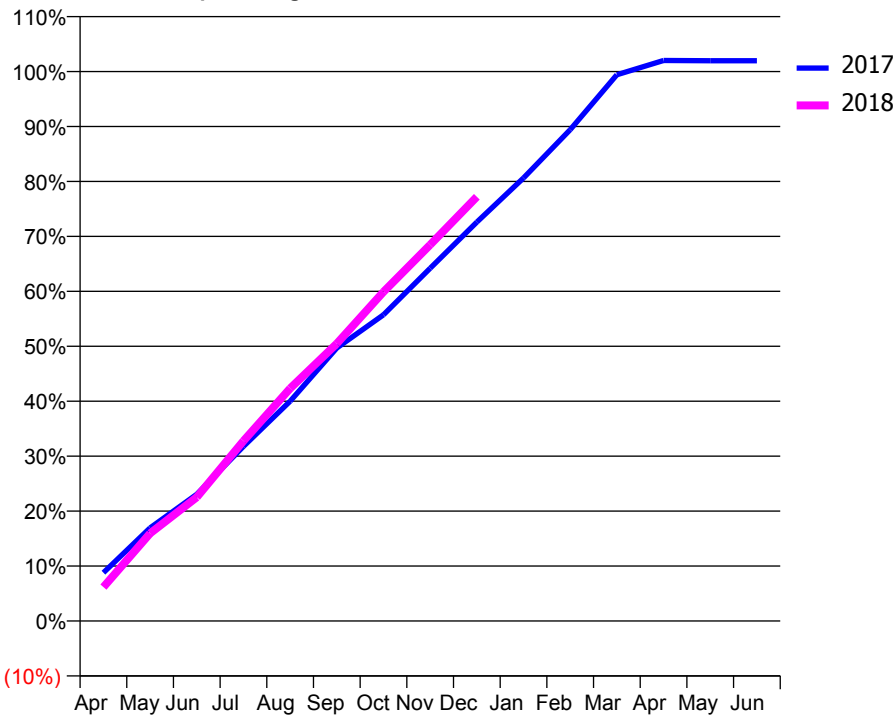
ACCESS*

Patients seen in 24 months	Total	Change since previous quarter
Quarter ending December 2016	10,352	
Quarter ending March 2017	10,382	→
Quarter ending June 2017	10,318	→
Quarter ending September 2017	10,269	→
Quarter ending December 2017	10,219	→
Variance since December 2016	(1.3%)	↓



ACTIVITY

Cumulative percentage of contracted UDA delivered 2017 & 2018



Month	Adjusted Scheduled Activity (UDA)	
	2017	2018
April	2,872	2,012
May	5,536	5,208
June	7,526	7,357
July	10,370	10,695
August	13,056	13,813
September	16,213	16,481
October	18,192	19,550
November	20,953	22,347
December	23,691	25,200
January	26,315	
February	29,184	
March	32,446	
April	33,291	
May	33,277	
June	33,280	

QUALITY

	Quantity	Base Number	Contract	AT	Region	England
% of FP17s for the same patient ID Re-attending within 3 months - Children	189	2,685	7.0%	10.5%	11.6%	12.0%
% of FP17s for the same patient ID Re-attending within 3 months - Adults	562	6,193	9.1%	16.0%	16.7%	15.9%
% of FP17s for the same patient ID Re-attending between 3 & 9 months - Children	1,188	2,685	44.2%	42.9%	47.3%	58.0%
% of FP17s for the same patient ID Re-attending between 3 & 9 months - Adults	2,602	6,193	42.0%	35.8%	38.3%	50.5%
% of FP17s for Band 1 Urgent Courses	371	8,600	4.3%	10.8%	10.5%	9.0%
% of FP17s Relating to Free Repair or Replacements	27	8,600	0.3%	0.5%	0.6%	0.8%
% of FP17s Relating to Continuations	6	8,600	0.1%	0.7%	0.8%	1.1%
% of Patients satisfied with the dentistry they have received	9	9	N/A	88.9%	89.0%	91.5%
% of Patients satisfied with the time they had to wait for an appointment	5	9	N/A	81.7%	84.2%	87.9%

* This is based on patients treated on this contract for their most recent course of treatment. Figures in italics indicate the base number of FP17s or Patient Questionnaire responses are less than 100. N/A is shown where the base number of responses is less than 10 during the period. % is calculated as Quantity/Base number*100

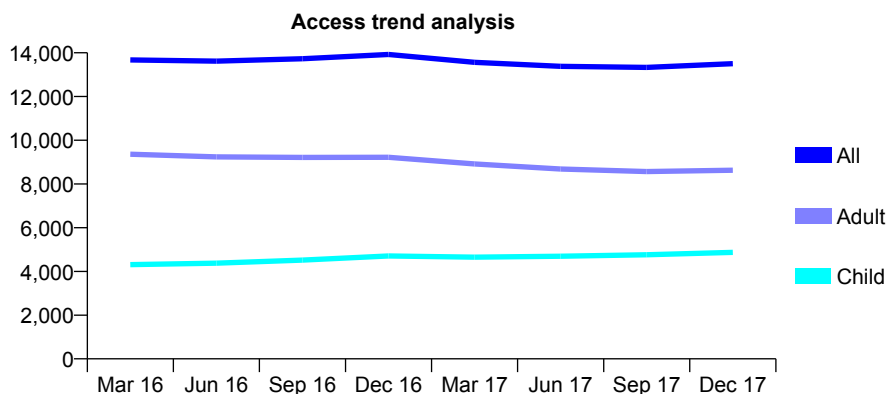
Q61 - Vital Signs At a Glance Contract Report for 825948/0002 - December 2017

Name or company name	MR JK KOTECHA
Contract type name	GDS Contract
Purpose of contract	General
Contract start date	01/04/2006
Contract end date	

17/18 Contracted general activity (UDA)	36,854
Carry forward general activity (UDA)	-737
17/18 Contracted orthodontic activity (UOA)	0
Carry forward orthodontic activity (UOA)	0
Baseline contract value	£1,059,340.96

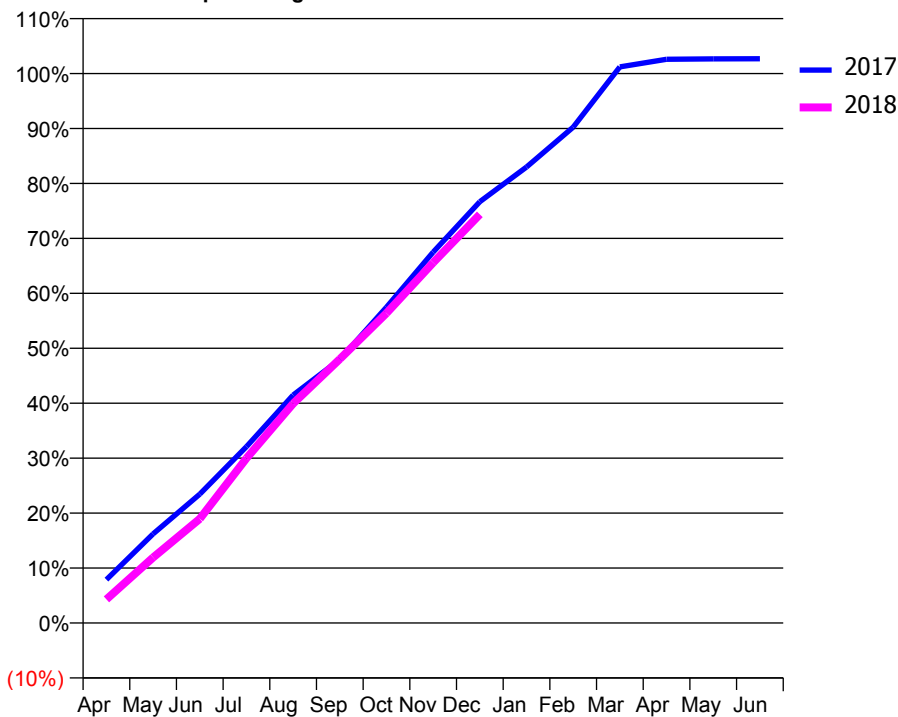
ACCESS*

Patients seen in 24 months	Total	Change since previous quarter
Quarter ending December 2016	13,924	
Quarter ending March 2017	13,565	↓
Quarter ending June 2017	13,382	↓
Quarter ending September 2017	13,330	→
Quarter ending December 2017	13,500	→
Variance since December 2016	(3.0%)	↓



ACTIVITY

Cumulative percentage of contracted UDA delivered 2017 & 2018



Month	Adjusted Scheduled Activity (UDA)	
	2017	2018
April	2,910	1,591
May	5,975	4,393
June	8,640	6,986
July	11,827	11,054
August	15,288	14,713
September	17,673	17,701
October	21,183	20,779
November	24,875	24,166
December	28,254	27,403
January	30,579	
February	33,259	
March	37,297	
April	37,808	
May	37,839	
June	37,842	

QUALITY

	Quantity	Base Number	Contract	AT	Region	England
% of FP17s for the same patient ID Re-attending within 3 months - Children	260	4,157	6.3%	10.5%	11.6%	12.0%
% of FP17s for the same patient ID Re-attending within 3 months - Adults	743	6,645	11.2%	16.0%	16.7%	15.9%
% of FP17s for the same patient ID Re-attending between 3 & 9 months - Children	1,765	4,157	42.5%	42.9%	47.3%	58.0%
% of FP17s for the same patient ID Re-attending between 3 & 9 months - Adults	2,596	6,645	39.1%	35.8%	38.3%	50.5%
% of FP17s for Band 1 Urgent Courses	570	10,612	5.4%	10.8%	10.5%	9.0%
% of FP17s Relating to Free Repair or Replacements	36	10,612	0.3%	0.5%	0.6%	0.8%
% of FP17s Relating to Continuations	36	10,612	0.3%	0.7%	0.8%	1.1%
% of Patients satisfied with the dentistry they have received	8	8	N/A	88.9%	89.0%	91.5%
% of Patients satisfied with the time they had to wait for an appointment	7	8	N/A	81.7%	84.2%	87.9%

* This is based on patients treated on this contract for their most recent course of treatment. Figures in italics indicate the base number of FP17s or Patient Questionnaire responses are less than 100. N/A is shown where the base number of responses is less than 10 during the period. % is calculated as Quantity/Base number*100

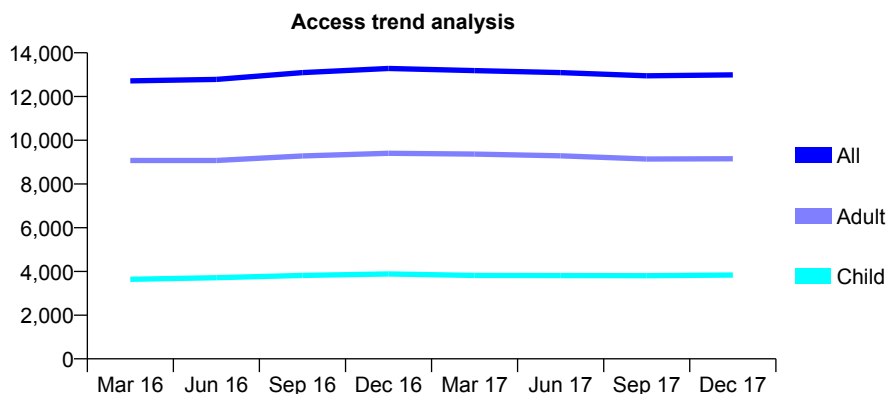
Q61 - Vital Signs At a Glance Contract Report for 825948/0003 - December 2017

Name or company name	MR JK KOTECHEA
Contract type name	GDS Contract
Purpose of contract	General
Contract start date	01/04/2006
Contract end date	

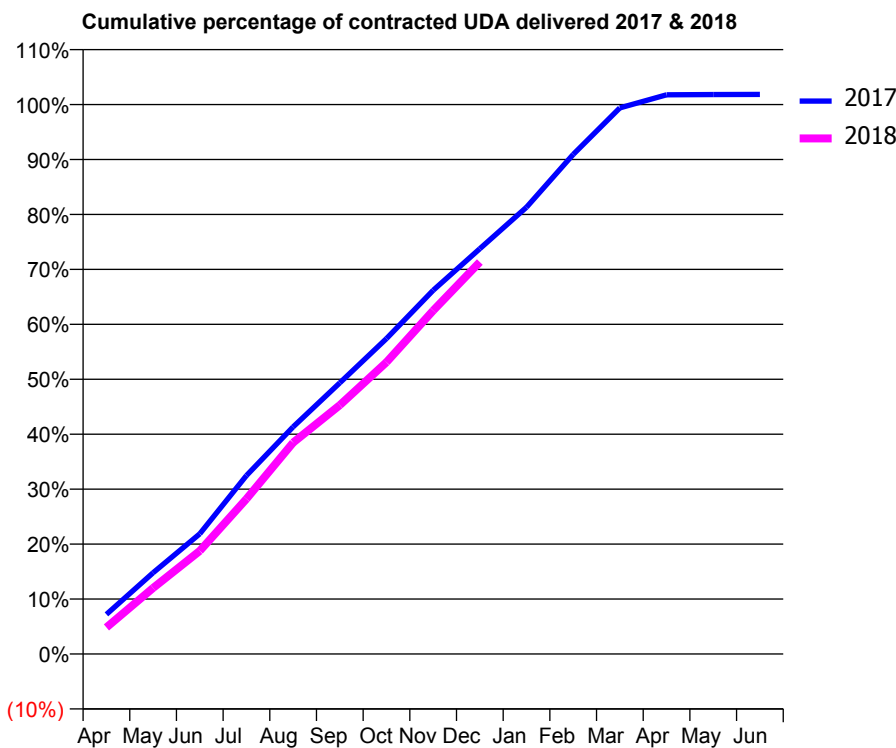
17/18 Contracted general activity (UDA)	37,108
Carry forward general activity (UDA)	-678
17/18 Contracted orthodontic activity (UOA)	0
Carry forward orthodontic activity (UOA)	0
Baseline contract value	£1,150,387.24

ACCESS*

Patients seen in 24 months	Total	Change since previous quarter
Quarter ending December 2016	13,285	
Quarter ending March 2017	13,183	→
Quarter ending June 2017	13,094	→
Quarter ending September 2017	12,949	↓
Quarter ending December 2017	12,990	→
Variance since December 2016	(2.2%)	↓



ACTIVITY



Month	Adjusted Scheduled Activity (UDA)	
	2017	2018
April	2,683	1,798
May	5,485	4,465
June	8,119	6,967
July	12,050	10,482
August	15,343	14,275
September	18,313	16,805
October	21,301	19,707
November	24,564	23,196
December	27,373	26,471
January	30,173	
February	33,737	
March	36,881	
April	37,766	
May	37,785	
June	37,786	

QUALITY

	Quantity	Base Number	Contract	AT	Region	England
% of FP17s for the same patient ID Re-attending within 3 months - Children	157	3,319	4.7%	10.5%	11.6%	12.0%
% of FP17s for the same patient ID Re-attending within 3 months - Adults	893	6,969	12.8%	16.0%	16.7%	15.9%
% of FP17s for the same patient ID Re-attending between 3 & 9 months - Children	1,421	3,319	42.8%	42.9%	47.3%	58.0%
% of FP17s for the same patient ID Re-attending between 3 & 9 months - Adults	2,372	6,969	34.0%	35.8%	38.3%	50.5%
% of FP17s for Band 1 Urgent Courses	961	10,035	9.6%	10.8%	10.5%	9.0%
% of FP17s Relating to Free Repair or Replacements	52	10,035	0.5%	0.5%	0.6%	0.8%
% of FP17s Relating to Continuations	41	10,035	0.4%	0.7%	0.8%	1.1%
% of Patients satisfied with the dentistry they have received	5	7	N/A	88.9%	89.0%	91.5%
% of Patients satisfied with the time they had to wait for an appointment	5	7	N/A	81.7%	84.2%	87.9%

* This is based on patients treated on this contract for their most recent course of treatment. Figures in italics indicate the base number of FP17s or Patient Questionnaire responses are less than 100. N/A is shown where the base number of responses is less than 10 during the period. % is calculated as Quantity/Base number*100

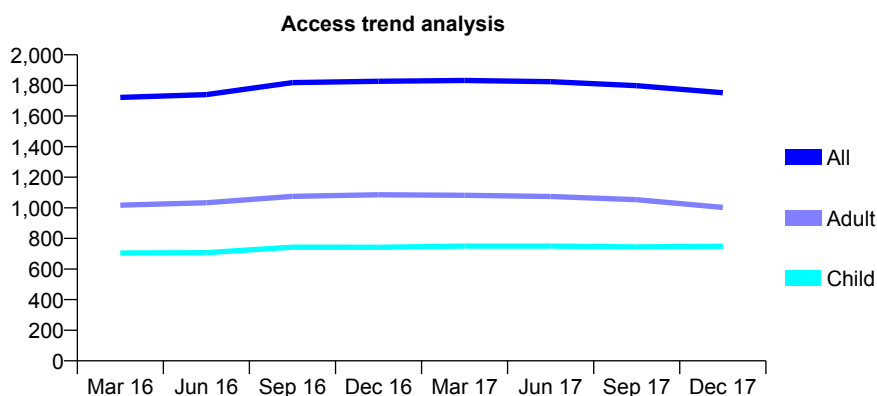
Q61 - Vital Signs At a Glance Contract Report for 828211/0001 - December 2017

Name or company name	MR J PRASHAR
Contract type name	GDS Contract
Purpose of contract	General
Contract start date	01/04/2006
Contract end date	

17/18 Contracted general activity (UDA)	3,968
Carry forward general activity (UDA)	-79
17/18 Contracted orthodontic activity (UOA)	0
Carry forward orthodontic activity (UOA)	0
Baseline contract value	£108,483.45

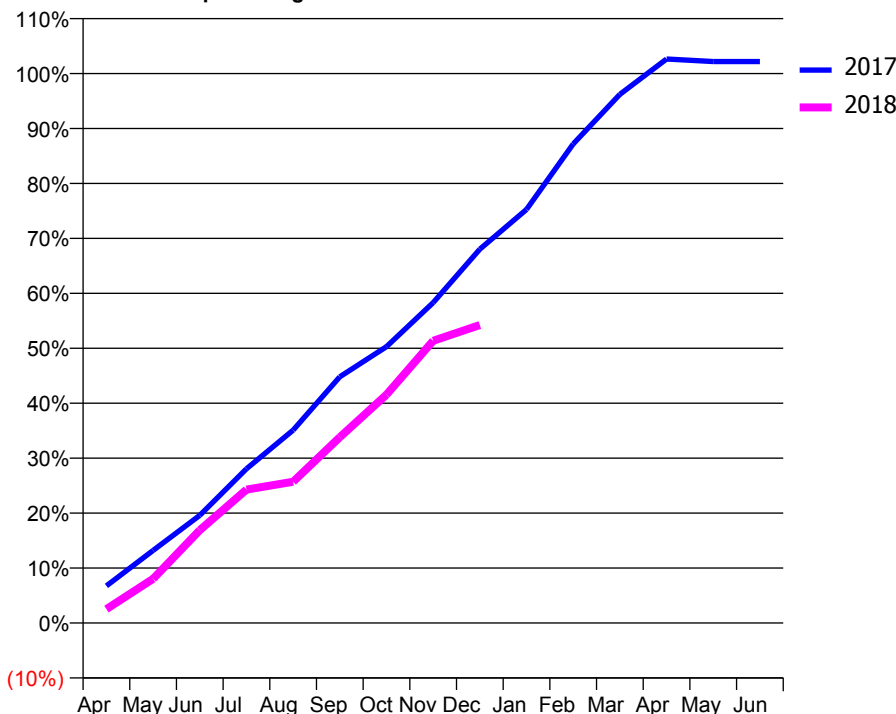
ACCESS*

Patients seen in 24 months	Total	Change since previous quarter
Quarter ending December 2016	1,827	
Quarter ending March 2017	1,832	→
Quarter ending June 2017	1,824	→
Quarter ending September 2017	1,798	↓
Quarter ending December 2017	1,752	↓
Variance since December 2016	(4.1%)	↓



ACTIVITY

Cumulative percentage of contracted UDA delivered 2017 & 2018



Month	Adjusted Scheduled Activity (UDA)	
	2017	2018
April	269	101
May	525	319
June	777	670
July	1,114	964
August	1,393	1,020
September	1,778	1,342
October	1,996	1,649
November	2,314	2,038
December	2,699	2,151
January	2,986	
February	3,459	
March	3,817	
April	4,072	
May	4,054	
June	4,054	

QUALITY

	Quantity	Base Number	Contract	AT	Region	England
% of FP17s for the same patient ID Re-attending within 3 months - Children	42	638	6.6%	10.5%	11.6%	12.0%
% of FP17s for the same patient ID Re-attending within 3 months - Adults	88	664	13.3%	16.0%	16.7%	15.9%
% of FP17s for the same patient ID Re-attending between 3 & 9 months - Children	289	638	45.3%	42.9%	47.3%	58.0%
% of FP17s for the same patient ID Re-attending between 3 & 9 months - Adults	226	664	34.0%	35.8%	38.3%	50.5%
% of FP17s for Band 1 Urgent Courses	81	1,184	6.8%	10.8%	10.5%	9.0%
% of FP17s Relating to Free Repair or Replacements	0	1,184	0.0%	0.5%	0.6%	0.8%
% of FP17s Relating to Continuations	6	1,184	0.5%	0.7%	0.8%	1.1%
% of Patients satisfied with the dentistry they have received	1	1	N/A	88.9%	89.0%	91.5%
% of Patients satisfied with the time they had to wait for an appointment	1	1	N/A	81.7%	84.2%	87.9%

* This is based on patients treated on this contract for their most recent course of treatment. Figures in italics indicate the base number of FP17s or Patient Questionnaire responses are less than 100. N/A is shown where the base number of responses is less than 10 during the period. % is calculated as Quantity/Base number*100

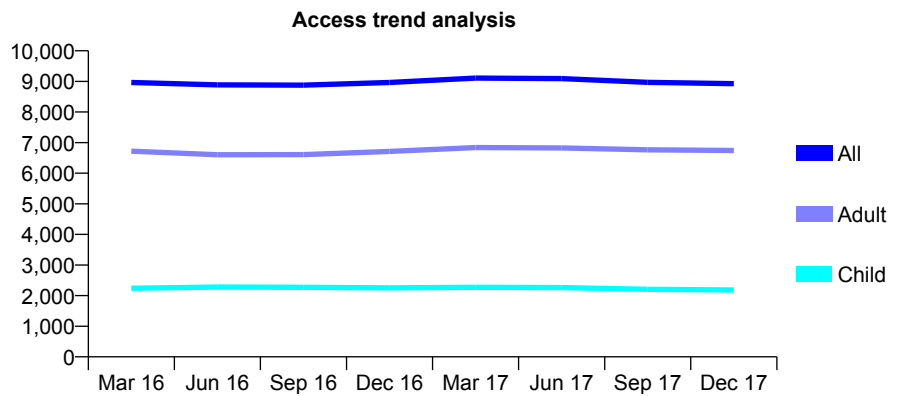
Q61 - Vital Signs At a Glance Contract Report for 828262/0001 - December 2017

Name or company name	MRS GT WARD
Contract type name	GDS Contract
Purpose of contract	General
Contract start date	01/04/2006
Contract end date	

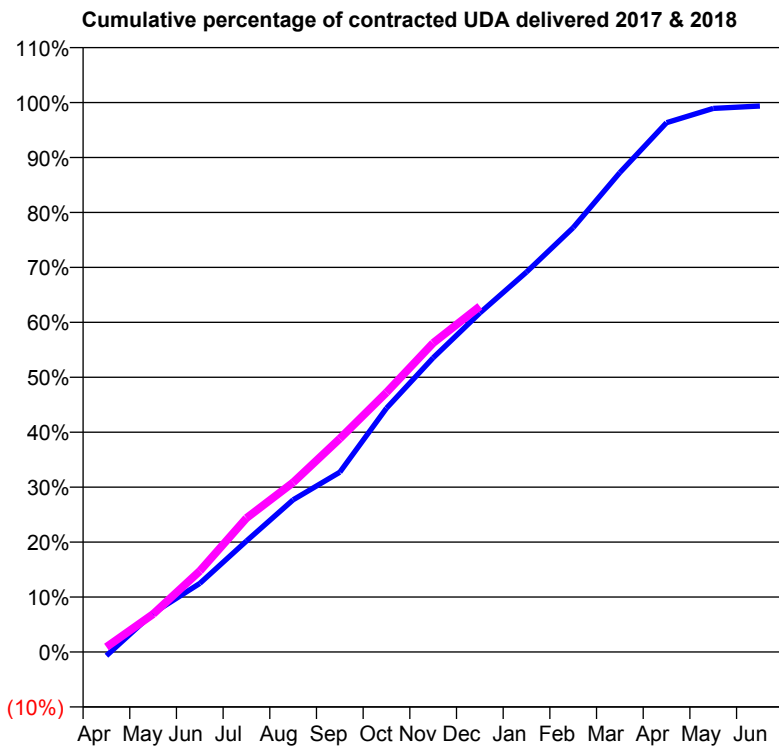
17/18 Contracted general activity (UDA)	17,513
Carry forward general activity (UDA)	112
17/18 Contracted orthodontic activity (UOA)	0
Carry forward orthodontic activity (UOA)	0
Baseline contract value	£460,416.15

ACCESS*

Patients seen in 24 months	Total	Change since previous quarter
Quarter ending December 2016	8,967	
Quarter ending March 2017	9,108	→
Quarter ending June 2017	9,091	→
Quarter ending September 2017	8,971	↓
Quarter ending December 2017	8,928	→
Variance since December 2016	(0.4%)	→



ACTIVITY



Month	Adjusted Scheduled Activity (UDA)	
	2017	2018
April	-121	160
May	1,240	1,211
June	2,186	2,581
July	3,537	4,267
August	4,853	5,405
September	5,731	6,804
October	7,772	8,271
November	9,377	9,849
December	10,807	11,018
January	12,108	
February	13,524	
March	15,281	
April	16,868	
May	17,325	
June	17,401	

QUALITY

	Quantity	Base Number	Contract	AT	Region	England
% of FP17s for the same patient ID Re-attending within 3 months - Children	79	1,684	4.7%	10.5%	11.6%	12.0%
% of FP17s for the same patient ID Re-attending within 3 months - Adults	839	4,853	17.3%	16.0%	16.7%	15.9%
% of FP17s for the same patient ID Re-attending between 3 & 9 months - Children	535	1,684	31.8%	42.9%	47.3%	58.0%
% of FP17s for the same patient ID Re-attending between 3 & 9 months - Adults	1,006	4,853	20.7%	35.8%	38.3%	50.5%
% of FP17s for Band 1 Urgent Courses	840	5,350	15.7%	10.8%	10.5%	9.0%
% of FP17s Relating to Free Repair or Replacements	102	5,350	1.9%	0.5%	0.6%	0.8%
% of FP17s Relating to Continuations	39	5,350	0.7%	0.7%	0.8%	1.1%
% of Patients satisfied with the dentistry they have received	14	15	93.3%	88.9%	89.0%	91.5%
% of Patients satisfied with the time they had to wait for an appointment	13	15	86.7%	81.7%	84.2%	87.9%

* This is based on patients treated on this contract for their most recent course of treatment. Figures in italics indicate the base number of FP17s or Patient Questionnaire responses are less than 100. N/A is shown where the base number of responses is less than 10 during the period. % is calculated as Quantity/Base number*100

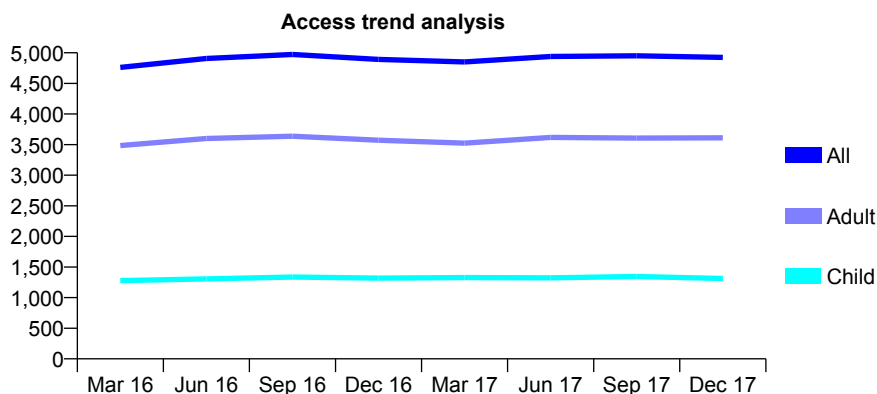
Q61 - Vital Signs At a Glance Contract Report for 828262/0002 - December 2017

Name or company name	MRS GT WARD
Contract type name	GDS Contract
Purpose of contract	General
Contract start date	20/12/2011
Contract end date	

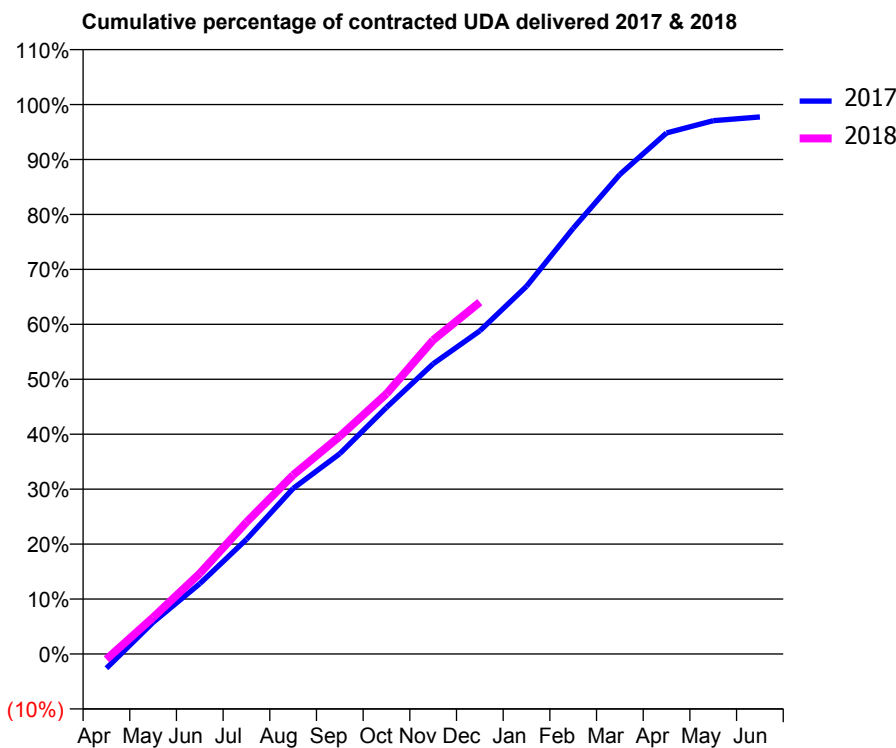
17/18 Contracted general activity (UDA)	10,554
Carry forward general activity (UDA)	240
17/18 Contracted orthodontic activity (UOA)	0
Carry forward orthodontic activity (UOA)	0
Baseline contract value	£287,639.73

ACCESS*

Patients seen in 24 months	Total	Change since previous quarter
Quarter ending December 2016	4,892	
Quarter ending March 2017	4,851	→
Quarter ending June 2017	4,940	→
Quarter ending September 2017	4,951	→
Quarter ending December 2017	4,924	→
Variance since December 2016	0.7%	→



ACTIVITY



Month	Adjusted Scheduled Activity (UDA)	
	2017	2018
April	-274	-104
May	608	702
June	1,351	1,549
July	2,202	2,532
August	3,180	3,440
September	3,848	4,181
October	4,738	4,999
November	5,575	6,030
December	6,206	6,757
January	7,061	
February	8,176	
March	9,210	
April	10,007	
May	10,244	
June	10,314	

QUALITY

	Quantity	Base Number	Contract	AT	Region	England
% of FP17s for the same patient ID Re-attending within 3 months - Children	45	1,021	4.4%	10.5%	11.6%	12.0%
% of FP17s for the same patient ID Re-attending within 3 months - Adults	343	2,682	12.8%	16.0%	16.7%	15.9%
% of FP17s for the same patient ID Re-attending between 3 & 9 months - Children	342	1,021	33.5%	42.9%	47.3%	58.0%
% of FP17s for the same patient ID Re-attending between 3 & 9 months - Adults	558	2,682	20.8%	35.8%	38.3%	50.5%
% of FP17s for Band 1 Urgent Courses	543	3,311	16.4%	10.8%	10.5%	9.0%
% of FP17s Relating to Free Repair or Replacements	24	3,311	0.7%	0.5%	0.6%	0.8%
% of FP17s Relating to Continuations	8	3,311	0.2%	0.7%	0.8%	1.1%
% of Patients satisfied with the dentistry they have received	6	6	N/A	88.9%	89.0%	91.5%
% of Patients satisfied with the time they had to wait for an appointment	3	6	N/A	81.7%	84.2%	87.9%

* This is based on patients treated on this contract for their most recent course of treatment. Figures in italics indicate the base number of FP17s or Patient Questionnaire responses are less than 100. N/A is shown where the base number of responses is less than 10 during the period. % is calculated as Quantity/Base number*100

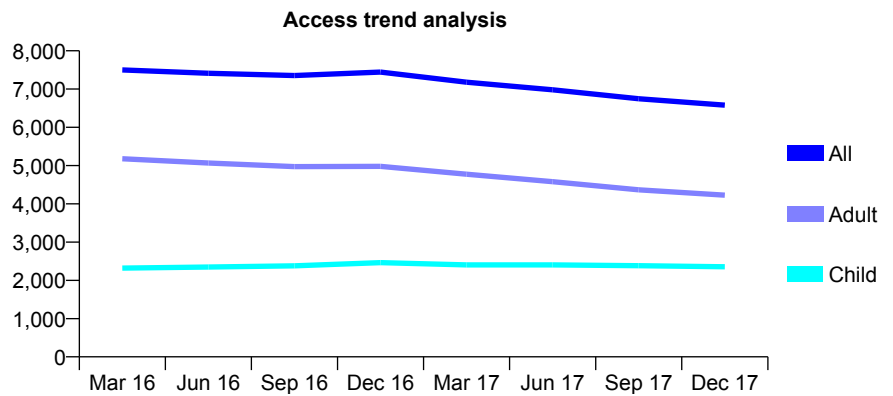
Q61 - Vital Signs At a Glance Contract Report for 829285/0001 - December 2017

Name or company name	MRS CO ADELOYE
Contract type name	GDS Contract
Purpose of contract	General
Contract start date	01/04/2006
Contract end date	

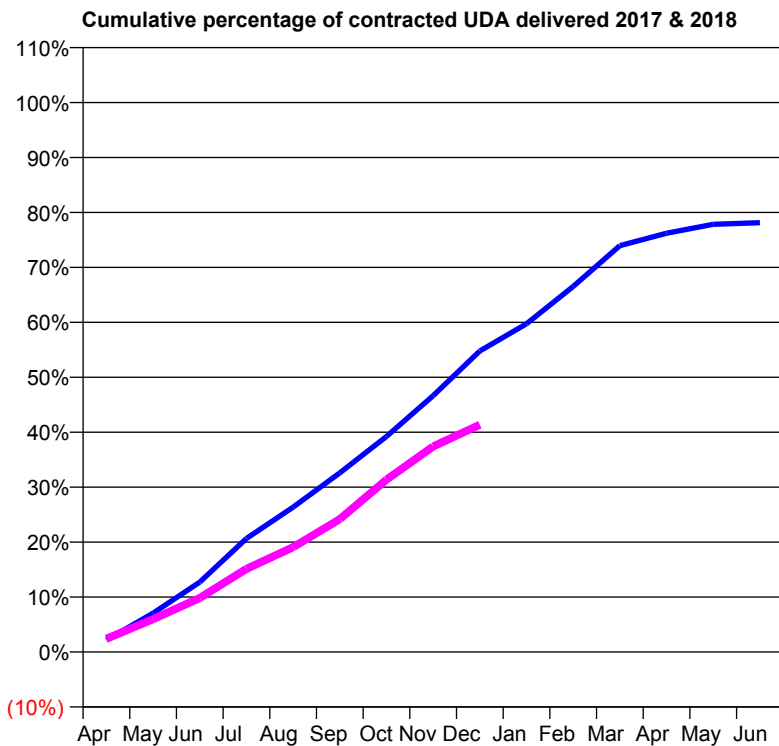
17/18 Contracted general activity (UDA)	22,618
Carry forward general activity (UDA)	0
17/18 Contracted orthodontic activity (UOA)	0
Carry forward orthodontic activity (UOA)	0
Baseline contract value	£565,546.81

ACCESS*

Patients seen in 24 months	Total	Change since previous quarter
Quarter ending December 2016	7,444	
Quarter ending March 2017	7,180	↓
Quarter ending June 2017	6,981	↓
Quarter ending September 2017	6,748	↓
Quarter ending December 2017	6,581	↓
Variance since December 2016	(11.6%)	↓



ACTIVITY



Month	Adjusted Scheduled Activity (UDA)	
	2017	2018
April	499	544
May	1,602	1,352
June	2,877	2,225
July	4,676	3,425
August	5,961	4,316
September	7,374	5,470
October	8,872	7,091
November	10,554	8,460
December	12,392	9,354
January	13,512	
February	15,050	
March	16,727	
April	17,239	
May	17,604	
June	17,673	

QUALITY

	Quantity	Base Number	Contract	AT	Region	England
% of FP17s for the same patient ID Re-attending within 3 months - Children	46	1,452	3.2%	10.5%	11.6%	12.0%
% of FP17s for the same patient ID Re-attending within 3 months - Adults	137	2,252	6.1%	16.0%	16.7%	15.9%
% of FP17s for the same patient ID Re-attending between 3 & 9 months - Children	417	1,452	28.7%	42.9%	47.3%	58.0%
% of FP17s for the same patient ID Re-attending between 3 & 9 months - Adults	543	2,252	24.1%	35.8%	38.3%	50.5%
% of FP17s for Band 1 Urgent Courses	108	3,253	3.3%	10.8%	10.5%	9.0%
% of FP17s Relating to Free Repair or Replacements	6	3,253	0.2%	0.5%	0.6%	0.8%
% of FP17s Relating to Continuations	2	3,253	0.1%	0.7%	0.8%	1.1%
% of Patients satisfied with the dentistry they have received	0	1	N/A	88.9%	89.0%	91.5%
% of Patients satisfied with the time they had to wait for an appointment	1	1	N/A	81.7%	84.2%	87.9%

* This is based on patients treated on this contract for their most recent course of treatment. Figures in italics indicate the base number of FP17s or Patient Questionnaire responses are less than 100. N/A is shown where the base number of responses is less than 10 during the period. % is calculated as Quantity/Base number*100

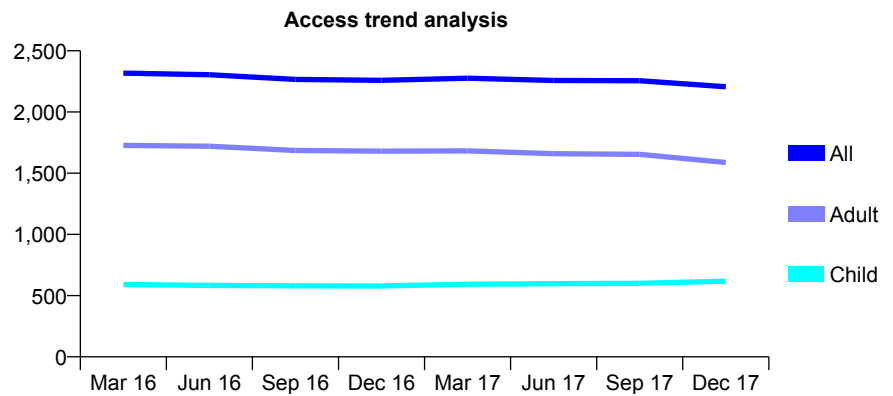
Q61 - Vital Signs At a Glance Contract Report for 831522/0001 - December 2017

Name or company name	MISS G HAKHAMANESHI
Contract type name	GDS Contract
Purpose of contract	General
Contract start date	01/04/2006
Contract end date	

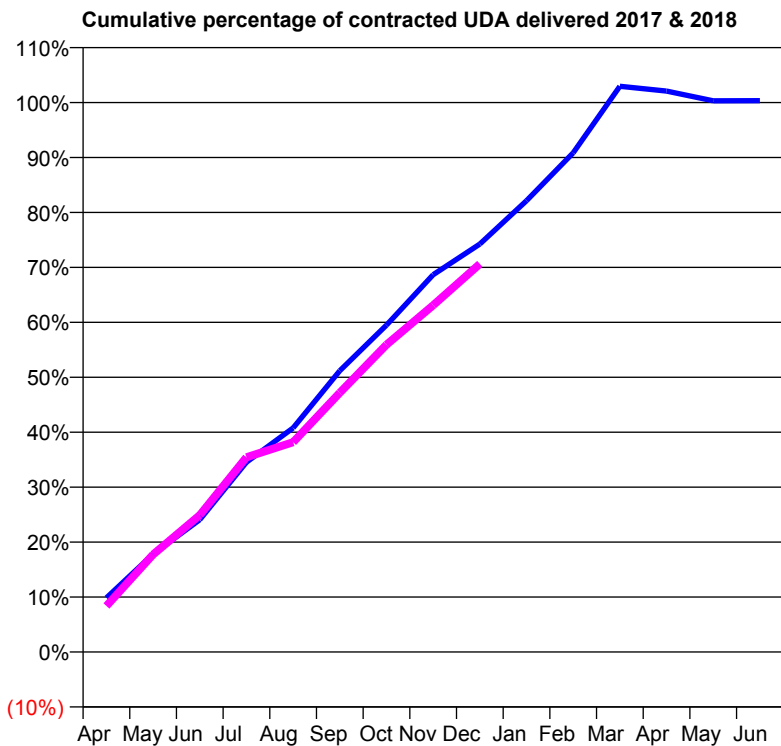
17/18 Contracted general activity (UDA)	7,126
Carry forward general activity (UDA)	-23
17/18 Contracted orthodontic activity (UOA)	0
Carry forward orthodontic activity (UOA)	0
Baseline contract value	£250,413.66

ACCESS*

Patients seen in 24 months	Total	Change since previous quarter
Quarter ending December 2016	2,259	
Quarter ending March 2017	2,276	→
Quarter ending June 2017	2,258	→
Quarter ending September 2017	2,255	→
Quarter ending December 2017	2,206	↓
Variance since December 2016	(2.3%)	↓



ACTIVITY



Month	Adjusted Scheduled Activity (UDA)	
	2017	2018
April	704	597
May	1,270	1,266
June	1,716	1,775
July	2,462	2,526
August	2,905	2,720
September	3,648	3,362
October	4,239	3,986
November	4,893	4,497
December	5,291	5,033
January	5,853	
February	6,473	
March	7,336	
April	7,274	
May	7,148	
June	7,149	

QUALITY

	Quantity	Base Number	Contract	AT	Region	England
% of FP17s for the same patient ID Re-attending within 3 months - Children	52	628	8.3%	10.5%	11.6%	12.0%
% of FP17s for the same patient ID Re-attending within 3 months - Adults	268	1,590	16.9%	16.0%	16.7%	15.9%
% of FP17s for the same patient ID Re-attending between 3 & 9 months - Children	379	628	60.4%	42.9%	47.3%	58.0%
% of FP17s for the same patient ID Re-attending between 3 & 9 months - Adults	770	1,590	48.4%	35.8%	38.3%	50.5%
% of FP17s for Band 1 Urgent Courses	154	2,216	6.9%	10.8%	10.5%	9.0%
% of FP17s Relating to Free Repair or Replacements	4	2,216	0.2%	0.5%	0.6%	0.8%
% of FP17s Relating to Continuations	29	2,216	1.3%	0.7%	0.8%	1.1%
% of Patients satisfied with the dentistry they have received	2	2	N/A	88.9%	89.0%	91.5%
% of Patients satisfied with the time they had to wait for an appointment	2	2	N/A	81.7%	84.2%	87.9%

* This is based on patients treated on this contract for their most recent course of treatment. Figures in italics indicate the base number of FP17s or Patient Questionnaire responses are less than 100. N/A is shown where the base number of responses is less than 10 during the period. % is calculated as Quantity/Base number*100

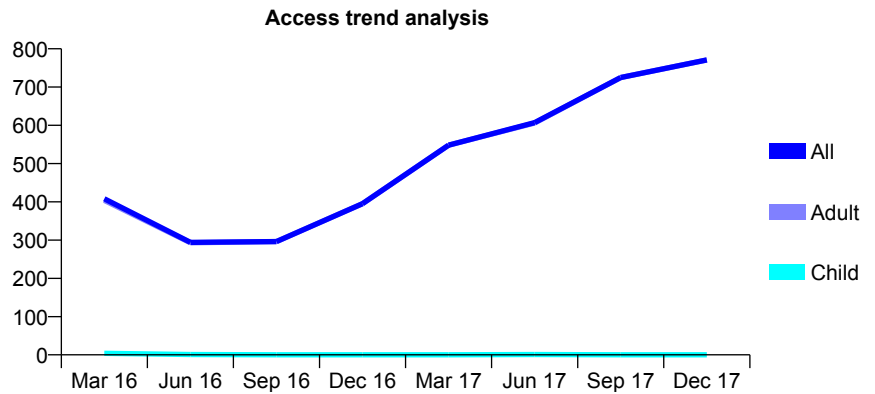
Q61 - Vital Signs At a Glance Contract Report for 832391/0002 - December 2017

Name or company name	MR M TORZ
Contract type name	PDS Contract
Purpose of contract	General
Contract start date	01/04/2006
Contract end date	31/03/2018

17/18 Contracted general activity (UDA)	2,137
Carry forward general activity (UDA)	0
17/18 Contracted orthodontic activity (UOA)	0
Carry forward orthodontic activity (UOA)	0
Baseline contract value	£110,231.21

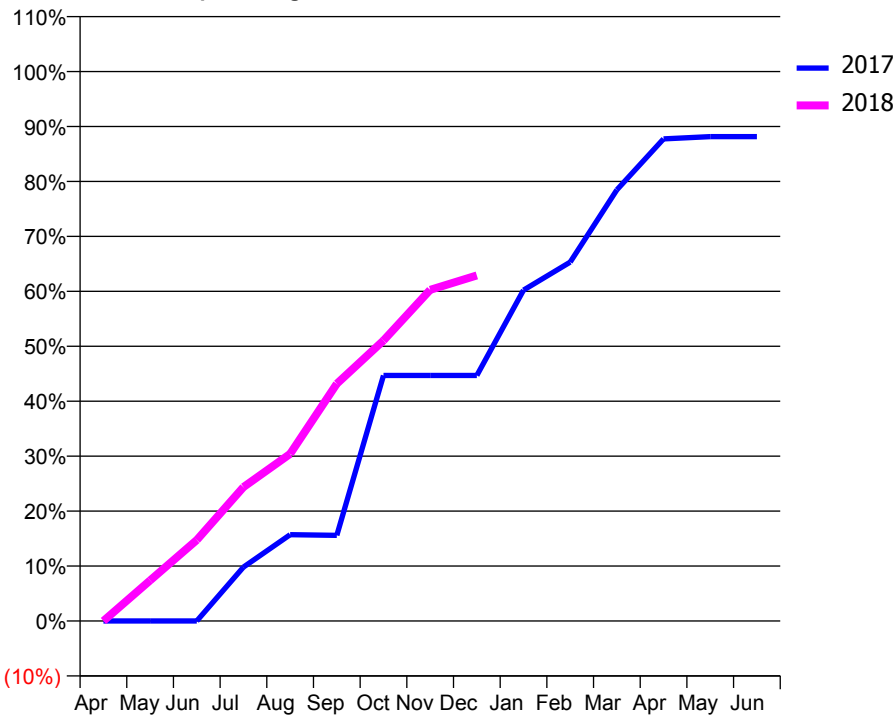
ACCESS*

Patients seen in 24 months	Total	Change since previous quarter
Quarter ending December 2016	395	
Quarter ending March 2017	548	↑
Quarter ending June 2017	607	↑
Quarter ending September 2017	725	↑
Quarter ending December 2017	771	↑
Variance since December 2016	95.2%	↑



ACTIVITY

Cumulative percentage of contracted UDA delivered 2017 & 2018



Month	Adjusted Scheduled Activity (UDA)	
	2017	2018
April	0	0
May	0	158
June	0	315
July	210	521
August	336	650
September	333	923
October	955	1,091
November	955	1,288
December	955	1,344
January	1,287	
February	1,396	
March	1,677	
April	1,875	
May	1,884	
June	1,884	

QUALITY

	Quantity	Base Number	Contract	AT	Region	England
% of FP17s for the same patient ID Re-attending within 3 months - Children	0	1	0.0%	10.5%	11.6%	12.0%
% of FP17s for the same patient ID Re-attending within 3 months - Adults	2	560	0.4%	16.0%	16.7%	15.9%
% of FP17s for the same patient ID Re-attending between 3 & 9 months - Children	0	1	0.0%	42.9%	47.3%	58.0%
% of FP17s for the same patient ID Re-attending between 3 & 9 months - Adults	5	560	0.9%	35.8%	38.3%	50.5%
% of FP17s for Band 1 Urgent Courses	0	488	0.0%	10.8%	10.5%	9.0%
% of FP17s Relating to Free Repair or Replacements	0	488	0.0%	0.5%	0.6%	0.8%
% of FP17s Relating to Continuations	1	488	0.2%	0.7%	0.8%	1.1%
% of Patients satisfied with the dentistry they have received	0	0	N/A	88.9%	89.0%	91.5%
% of Patients satisfied with the time they had to wait for an appointment	0	0	N/A	81.7%	84.2%	87.9%

* This is based on patients treated on this contract for their most recent course of treatment. Figures in italics indicate the base number of FP17s or Patient Questionnaire responses are less than 100. N/A is shown where the base number of responses is less than 10 during the period. % is calculated as Quantity/Base number*100

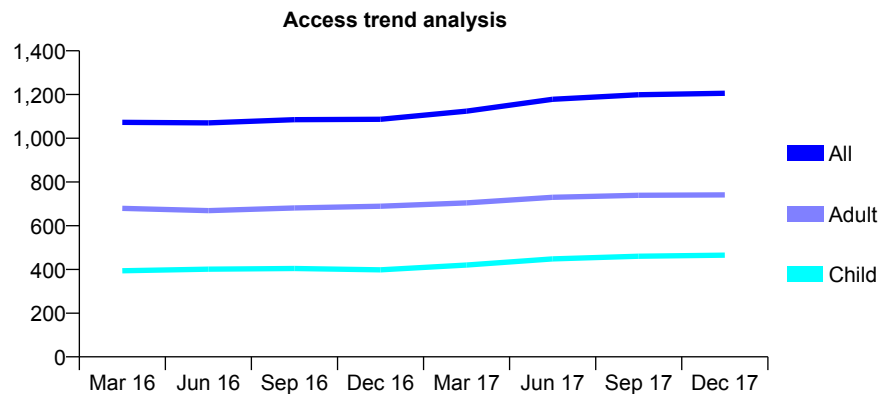
Q61 - Vital Signs At a Glance Contract Report for 839167/0001 - December 2017

Name or company name	Promenade Dental Practice
Contract type name	GDS Contract
Purpose of contract	General
Contract start date	01/04/2006
Contract end date	

17/18 Contracted general activity (UDA)	1,992
Carry forward general activity (UDA)	-40
17/18 Contracted orthodontic activity (UOA)	0
Carry forward orthodontic activity (UOA)	0
Baseline contract value	£62,432.89

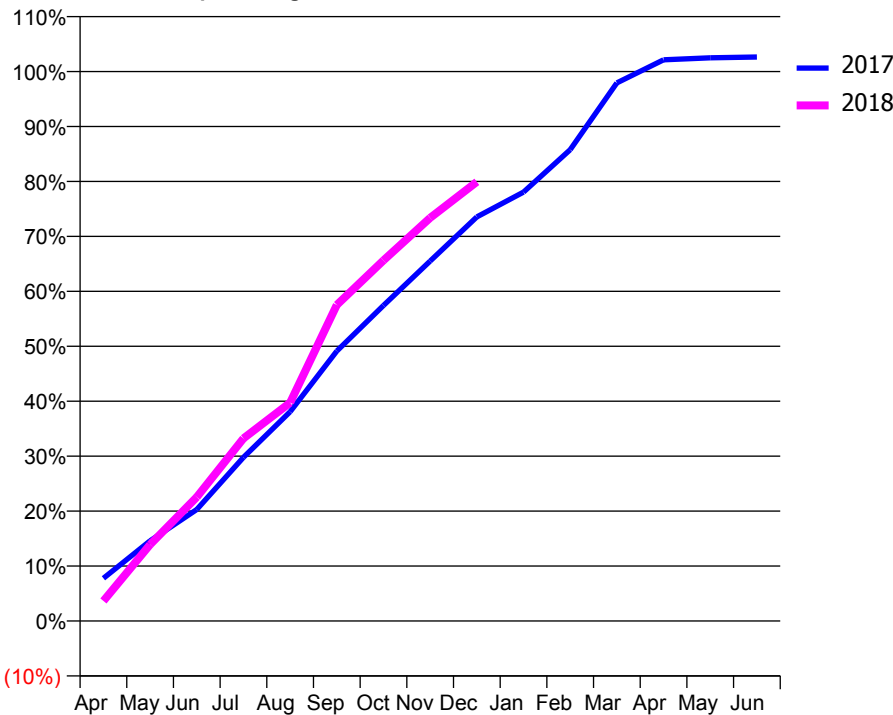
ACCESS*

Patients seen in 24 months	Total	Change since previous quarter
Quarter ending December 2016	1,087	
Quarter ending March 2017	1,124	↑
Quarter ending June 2017	1,178	↑
Quarter ending September 2017	1,199	→
Quarter ending December 2017	1,206	→
Variance since December 2016	10.9%	↑



ACTIVITY

Cumulative percentage of contracted UDA delivered 2017 & 2018



Month	Adjusted Scheduled Activity (UDA)	
	2017	2018
April	155	73
May	291	277
June	404	449
July	594	662
August	759	792
September	979	1,146
October	1,144	1,307
November	1,305	1,461
December	1,465	1,592
January	1,555	
February	1,709	
March	1,951	
April	2,034	
May	2,041	
June	2,044	

QUALITY

	Quantity	Base Number	Contract	AT	Region	England
% of FP17s for the same patient ID Re-attending within 3 months - Children	32	448	7.1%	10.5%	11.6%	12.0%
% of FP17s for the same patient ID Re-attending within 3 months - Adults	45	590	7.6%	16.0%	16.7%	15.9%
% of FP17s for the same patient ID Re-attending between 3 & 9 months - Children	179	448	40.0%	42.9%	47.3%	58.0%
% of FP17s for the same patient ID Re-attending between 3 & 9 months - Adults	228	590	38.6%	35.8%	38.3%	50.5%
% of FP17s for Band 1 Urgent Courses	76	965	7.9%	10.8%	10.5%	9.0%
% of FP17s Relating to Free Repair or Replacements	0	965	0.0%	0.5%	0.6%	0.8%
% of FP17s Relating to Continuations	0	965	0.0%	0.7%	0.8%	1.1%
% of Patients satisfied with the dentistry they have received	0	0	N/A	88.9%	89.0%	91.5%
% of Patients satisfied with the time they had to wait for an appointment	0	0	N/A	81.7%	84.2%	87.9%

* This is based on patients treated on this contract for their most recent course of treatment. Figures in italics indicate the base number of FP17s or Patient Questionnaire responses are less than 100. N/A is shown where the base number of responses is less than 10 during the period. % is calculated as Quantity/Base number*100

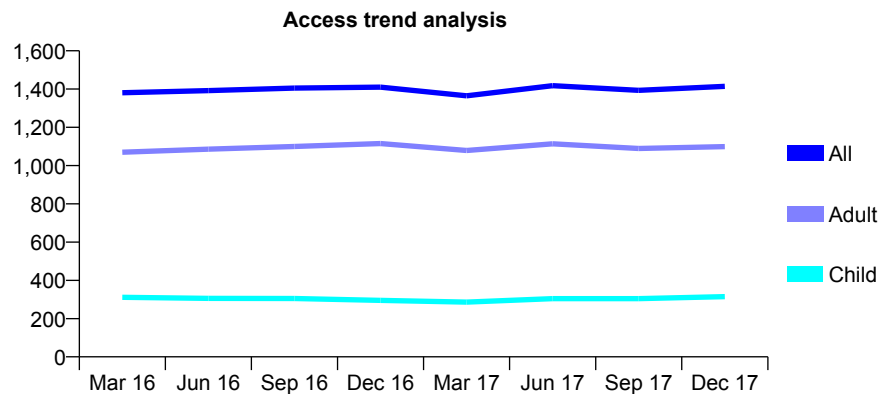
Q61 - Vital Signs At a Glance Contract Report for 839779/0001 - December 2017

Name or company name	MR M SIMYAB
Contract type name	GDS Contract
Purpose of contract	General
Contract start date	01/04/2006
Contract end date	

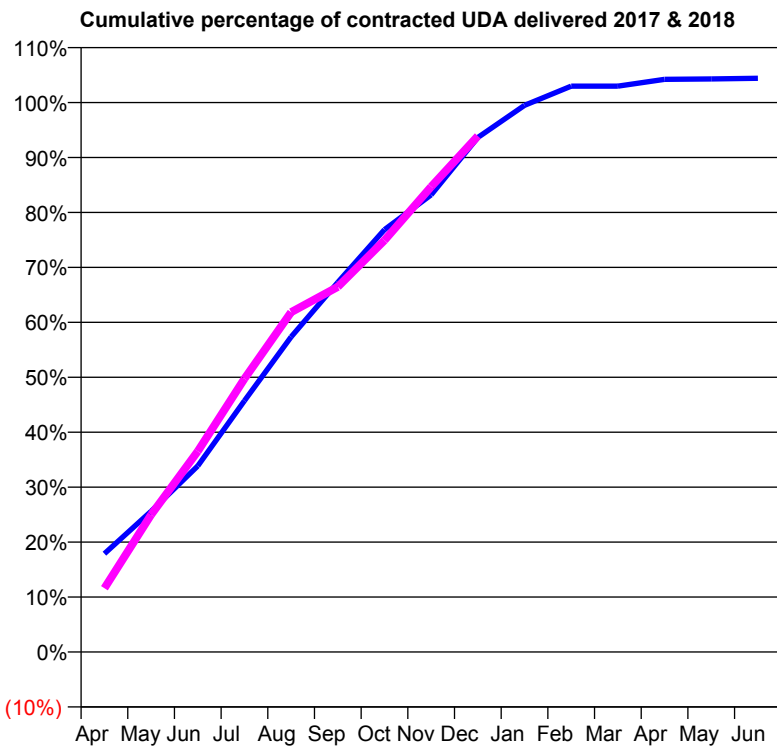
17/18 Contracted general activity (UDA)	3,780
Carry forward general activity (UDA)	-76
17/18 Contracted orthodontic activity (UOA)	0
Carry forward orthodontic activity (UOA)	0
Baseline contract value	£137,861.11

ACCESS*

Patients seen in 24 months	Total	Change since previous quarter
Quarter ending December 2016	1,410	
Quarter ending March 2017	1,365	↓
Quarter ending June 2017	1,418	↑
Quarter ending September 2017	1,393	↓
Quarter ending December 2017	1,414	→
Variance since December 2016	0.3%	→



ACTIVITY



Month	Adjusted Scheduled Activity (UDA)	
	2017	2018
April	677	439
May	969	944
June	1,280	1,381
July	1,728	1,880
August	2,168	2,337
September	2,543	2,512
October	2,906	2,832
November	3,145	3,201
December	3,539	3,549
January	3,760	
February	3,893	
March	3,893	
April	3,939	
May	3,942	
June	3,946	

QUALITY

	Quantity	Base Number	Contract	AT	Region	England
% of FP17s for the same patient ID Re-attending within 3 months - Children	30	327	9.2%	10.5%	11.6%	12.0%
% of FP17s for the same patient ID Re-attending within 3 months - Adults	171	1,052	16.3%	16.0%	16.7%	15.9%
% of FP17s for the same patient ID Re-attending between 3 & 9 months - Children	89	327	27.2%	42.9%	47.3%	58.0%
% of FP17s for the same patient ID Re-attending between 3 & 9 months - Adults	355	1,052	33.7%	35.8%	38.3%	50.5%
% of FP17s for Band 1 Urgent Courses	140	1,336	10.5%	10.8%	10.5%	9.0%
% of FP17s Relating to Free Repair or Replacements	0	1,336	0.0%	0.5%	0.6%	0.8%
% of FP17s Relating to Continuations	36	1,336	2.7%	0.7%	0.8%	1.1%
% of Patients satisfied with the dentistry they have received	3	3	N/A	88.9%	89.0%	91.5%
% of Patients satisfied with the time they had to wait for an appointment	2	3	N/A	81.7%	84.2%	87.9%

* This is based on patients treated on this contract for their most recent course of treatment. Figures in italics indicate the base number of FP17s or Patient Questionnaire responses are less than 100. N/A is shown where the base number of responses is less than 10 during the period. % is calculated as Quantity/Base number*100

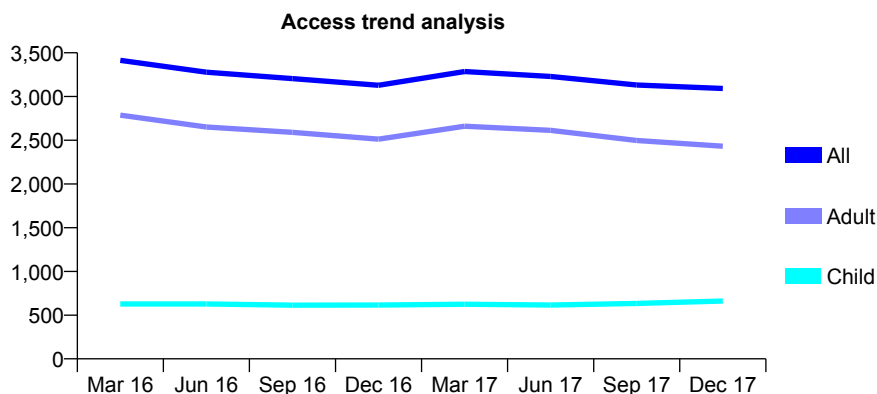
Q61 - Vital Signs At a Glance Contract Report for 841242/0001 - December 2017

Name or company name	MRS O SULAIMAN
Contract type name	GDS Contract
Purpose of contract	General
Contract start date	01/04/2006
Contract end date	

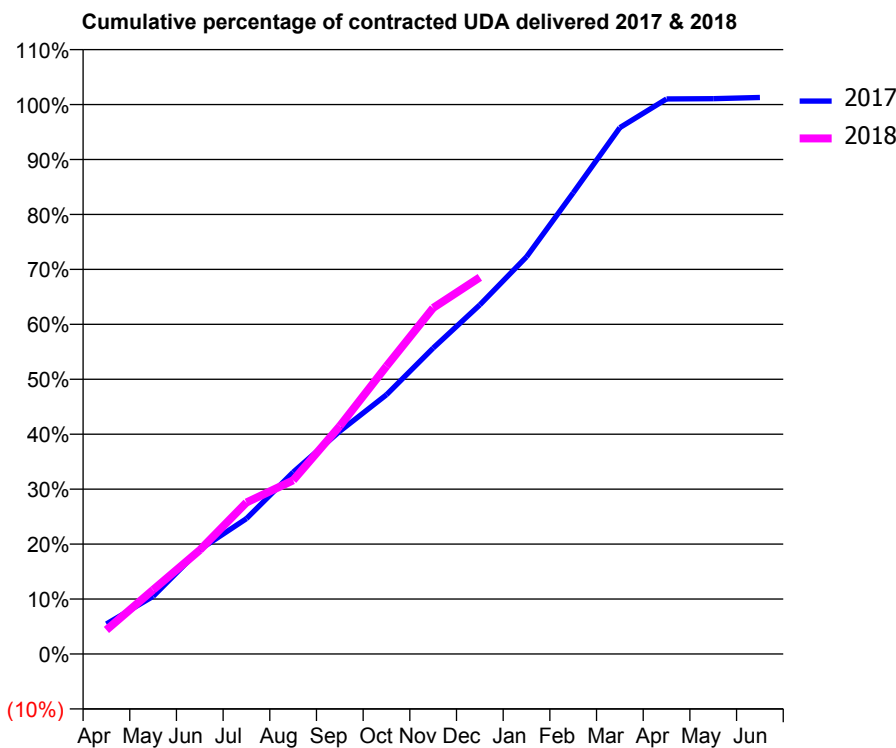
17/18 Contracted general activity (UDA)	6,663
Carry forward general activity (UDA)	-84
17/18 Contracted orthodontic activity (UOA)	0
Carry forward orthodontic activity (UOA)	0
Baseline contract value	£187,323.98

ACCESS*

Patients seen in 24 months	Total	Change since previous quarter
Quarter ending December 2016	3,128	
Quarter ending March 2017	3,286	↑
Quarter ending June 2017	3,229	↓
Quarter ending September 2017	3,131	↓
Quarter ending December 2017	3,092	↓
Variance since December 2016	(1.2%)	↓



ACTIVITY



Month	Adjusted Scheduled Activity (UDA)	
	2017	2018
April	365	292
May	699	779
June	1,267	1,261
July	1,642	1,838
August	2,205	2,107
September	2,702	2,764
October	3,145	3,490
November	3,709	4,197
December	4,233	4,567
January	4,816	
February	5,591	
March	6,383	
April	6,730	
May	6,734	
June	6,747	

QUALITY

	Quantity	Base Number	Contract	AT	Region	England
% of FP17s for the same patient ID Re-attending within 3 months - Children	69	558	12.4%	10.5%	11.6%	12.0%
% of FP17s for the same patient ID Re-attending within 3 months - Adults	207	1,650	12.5%	16.0%	16.7%	15.9%
% of FP17s for the same patient ID Re-attending between 3 & 9 months - Children	227	558	40.7%	42.9%	47.3%	58.0%
% of FP17s for the same patient ID Re-attending between 3 & 9 months - Adults	495	1,650	30.0%	35.8%	38.3%	50.5%
% of FP17s for Band 1 Urgent Courses	201	2,038	9.9%	10.8%	10.5%	9.0%
% of FP17s Relating to Free Repair or Replacements	0	2,038	0.0%	0.5%	0.6%	0.8%
% of FP17s Relating to Continuations	2	2,038	0.1%	0.7%	0.8%	1.1%
% of Patients satisfied with the dentistry they have received	0	1	N/A	88.9%	89.0%	91.5%
% of Patients satisfied with the time they had to wait for an appointment	0	1	N/A	81.7%	84.2%	87.9%

* This is based on patients treated on this contract for their most recent course of treatment. Figures in italics indicate the base number of FP17s or Patient Questionnaire responses are less than 100. N/A is shown where the base number of responses is less than 10 during the period. % is calculated as Quantity/Base number*100

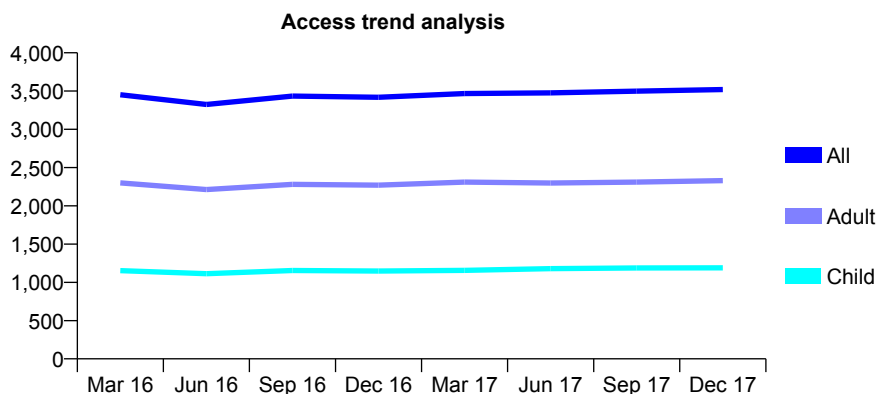
Q61 - Vital Signs At a Glance Contract Report for 841390/0001 - December 2017

Name or company name	MR AG PATEL
Contract type name	GDS Contract
Purpose of contract	General
Contract start date	01/04/2006
Contract end date	

17/18 Contracted general activity (UDA)	6,499
Carry forward general activity (UDA)	-130
17/18 Contracted orthodontic activity (UOA)	0
Carry forward orthodontic activity (UOA)	0
Baseline contract value	£185,464.81

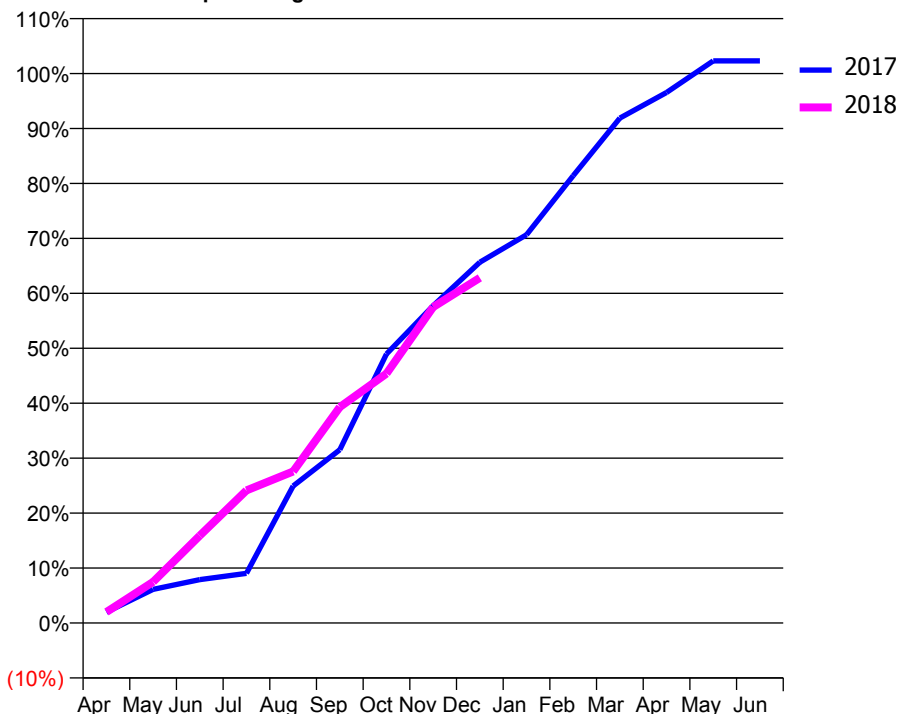
ACCESS*

Patients seen in 24 months	Total	Change since previous quarter
Quarter ending December 2016	3,418	
Quarter ending March 2017	3,467	→
Quarter ending June 2017	3,477	→
Quarter ending September 2017	3,499	→
Quarter ending December 2017	3,519	→
Variance since December 2016	3.0%	↑



ACTIVITY

Cumulative percentage of contracted UDA delivered 2017 & 2018



Month	Adjusted Scheduled Activity (UDA)	
	2017	2018
April	128	130
May	398	486
June	513	1,033
July	587	1,569
August	1,620	1,792
September	2,049	2,555
October	3,181	2,950
November	3,752	3,737
December	4,268	4,082
January	4,591	
February	5,290	
March	5,972	
April	6,274	
May	6,648	
June	6,649	

QUALITY

	Quantity	Base Number	Contract	AT	Region	England
% of FP17s for the same patient ID Re-attending within 3 months - Children	21	850	2.5%	10.5%	11.6%	12.0%
% of FP17s for the same patient ID Re-attending within 3 months - Adults	67	1,518	4.4%	16.0%	16.7%	15.9%
% of FP17s for the same patient ID Re-attending between 3 & 9 months - Children	284	850	33.4%	42.9%	47.3%	58.0%
% of FP17s for the same patient ID Re-attending between 3 & 9 months - Adults	465	1,518	30.6%	35.8%	38.3%	50.5%
% of FP17s for Band 1 Urgent Courses	10	2,081	0.5%	10.8%	10.5%	9.0%
% of FP17s Relating to Free Repair or Replacements	4	2,081	0.2%	0.5%	0.6%	0.8%
% of FP17s Relating to Continuations	4	2,081	0.2%	0.7%	0.8%	1.1%
% of Patients satisfied with the dentistry they have received	3	3	N/A	88.9%	89.0%	91.5%
% of Patients satisfied with the time they had to wait for an appointment	2	3	N/A	81.7%	84.2%	87.9%

* This is based on patients treated on this contract for their most recent course of treatment. Figures in italics indicate the base number of FP17s or Patient Questionnaire responses are less than 100. N/A is shown where the base number of responses is less than 10 during the period. % is calculated as Quantity/Base number*100

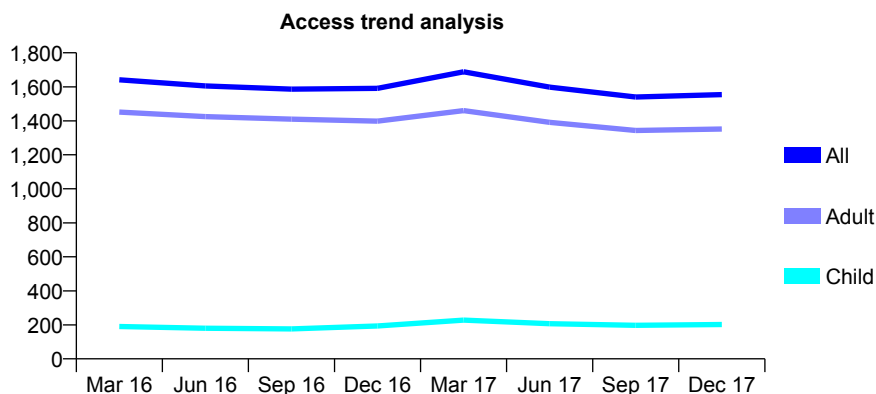
Q61 - Vital Signs At a Glance Contract Report for 841463/0001 - December 2017

Name or company name	MR H TOSI
Contract type name	GDS Contract
Purpose of contract	General
Contract start date	01/04/2006
Contract end date	

17/18 Contracted general activity (UDA)	3,786
Carry forward general activity (UDA)	-9
17/18 Contracted orthodontic activity (UOA)	0
Carry forward orthodontic activity (UOA)	0
Baseline contract value	£193,879.17

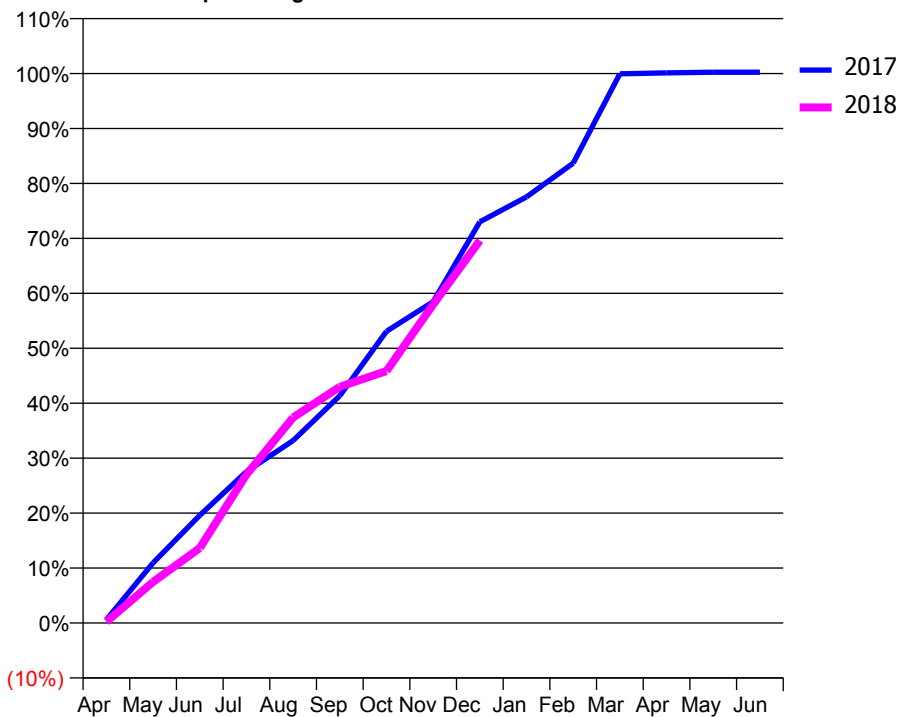
ACCESS*

Patients seen in 24 months	Total	Change since previous quarter
Quarter ending December 2016	1,591	
Quarter ending March 2017	1,688	↑
Quarter ending June 2017	1,598	↓
Quarter ending September 2017	1,540	↓
Quarter ending December 2017	1,554	→
Variance since December 2016	(2.3%)	↓



ACTIVITY

Cumulative percentage of contracted UDA delivered 2017 & 2018



Month	Adjusted Scheduled Activity (UDA)	
	2017	2018
April	23	9
May	415	283
June	742	517
July	1,043	1,023
August	1,257	1,416
September	1,566	1,627
October	2,010	1,736
November	2,214	2,194
December	2,764	2,636
January	2,936	
February	3,168	
March	3,784	
April	3,790	
May	3,795	
June	3,795	

QUALITY

	Quantity	Base Number	Contract	AT	Region	England
% of FP17s for the same patient ID Re-attending within 3 months - Children	10	144	6.9%	10.5%	11.6%	12.0%
% of FP17s for the same patient ID Re-attending within 3 months - Adults	93	885	10.5%	16.0%	16.7%	15.9%
% of FP17s for the same patient ID Re-attending between 3 & 9 months - Children	37	144	25.7%	42.9%	47.3%	58.0%
% of FP17s for the same patient ID Re-attending between 3 & 9 months - Adults	205	885	23.2%	35.8%	38.3%	50.5%
% of FP17s for Band 1 Urgent Courses	144	1,020	14.1%	10.8%	10.5%	9.0%
% of FP17s Relating to Free Repair or Replacements	1	1,020	0.1%	0.5%	0.6%	0.8%
% of FP17s Relating to Continuations	2	1,020	0.2%	0.7%	0.8%	1.1%
% of Patients satisfied with the dentistry they have received	0	0	N/A	88.9%	89.0%	91.5%
% of Patients satisfied with the time they had to wait for an appointment	0	0	N/A	81.7%	84.2%	87.9%

* This is based on patients treated on this contract for their most recent course of treatment. Figures in italics indicate the base number of FP17s or Patient Questionnaire responses are less than 100. N/A is shown where the base number of responses is less than 10 during the period. % is calculated as Quantity/Base number*100

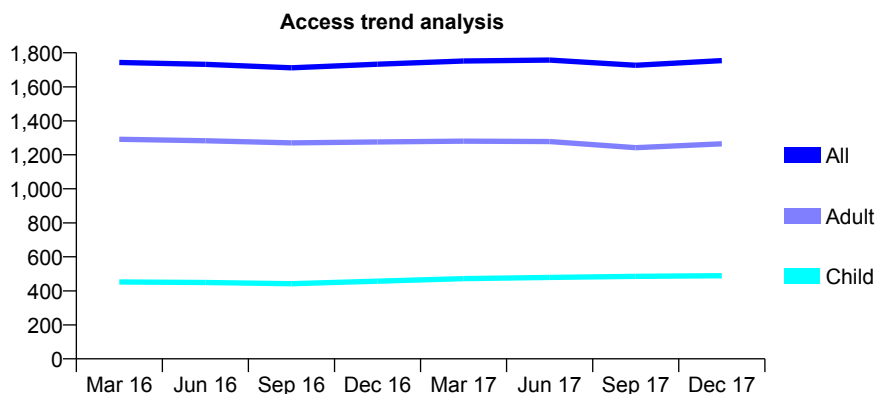
Q61 - Vital Signs At a Glance Contract Report for 842567/0001 - December 2017

Name or company name	MR P PATEL
Contract type name	GDS Contract
Purpose of contract	General
Contract start date	01/04/2006
Contract end date	

17/18 Contracted general activity (UDA)	10,481
Carry forward general activity (UDA)	-122
17/18 Contracted orthodontic activity (UOA)	0
Carry forward orthodontic activity (UOA)	0
Baseline contract value	£282,713.74

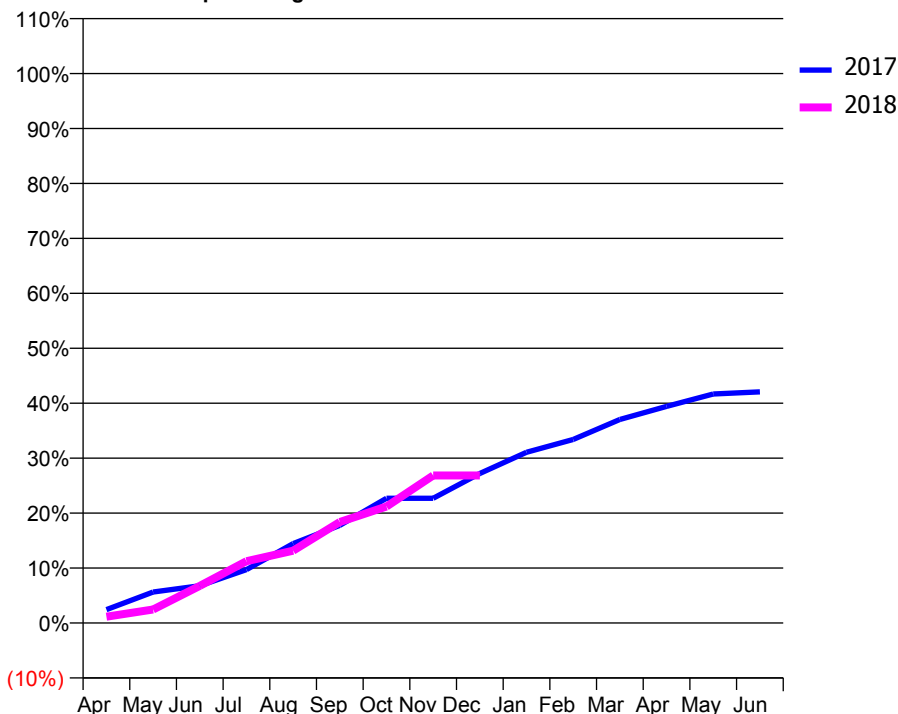
ACCESS*

Patients seen in 24 months	Total	Change since previous quarter
Quarter ending December 2016	1,733	
Quarter ending March 2017	1,752	→
Quarter ending June 2017	1,757	→
Quarter ending September 2017	1,727	↓
Quarter ending December 2017	1,754	→
Variance since December 2016	1.2%	→



ACTIVITY

Cumulative percentage of contracted UDA delivered 2017 & 2018



Month	Adjusted Scheduled Activity (UDA)	
	2017	2018
April	256	122
May	591	257
June	710	707
July	1,019	1,178
August	1,515	1,379
September	1,863	1,926
October	2,379	2,221
November	2,379	2,813
December	2,853	2,813
January	3,257	
February	3,501	
March	3,882	
April	4,132	
May	4,368	
June	4,409	

QUALITY

	Quantity	Base Number	Contract	AT	Region	England
% of FP17s for the same patient ID Re-attending within 3 months - Children	18	438	4.1%	10.5%	11.6%	12.0%
% of FP17s for the same patient ID Re-attending within 3 months - Adults	67	967	6.9%	16.0%	16.7%	15.9%
% of FP17s for the same patient ID Re-attending between 3 & 9 months - Children	238	438	54.3%	42.9%	47.3%	58.0%
% of FP17s for the same patient ID Re-attending between 3 & 9 months - Adults	396	967	41.0%	35.8%	38.3%	50.5%
% of FP17s for Band 1 Urgent Courses	57	1,202	4.7%	10.8%	10.5%	9.0%
% of FP17s Relating to Free Repair or Replacements	4	1,202	0.3%	0.5%	0.6%	0.8%
% of FP17s Relating to Continuations	3	1,202	0.2%	0.7%	0.8%	1.1%
% of Patients satisfied with the dentistry they have received	2	2	N/A	88.9%	89.0%	91.5%
% of Patients satisfied with the time they had to wait for an appointment	1	2	N/A	81.7%	84.2%	87.9%

* This is based on patients treated on this contract for their most recent course of treatment. Figures in italics indicate the base number of FP17s or Patient Questionnaire responses are less than 100. N/A is shown where the base number of responses is less than 10 during the period. % is calculated as Quantity/Base number*100

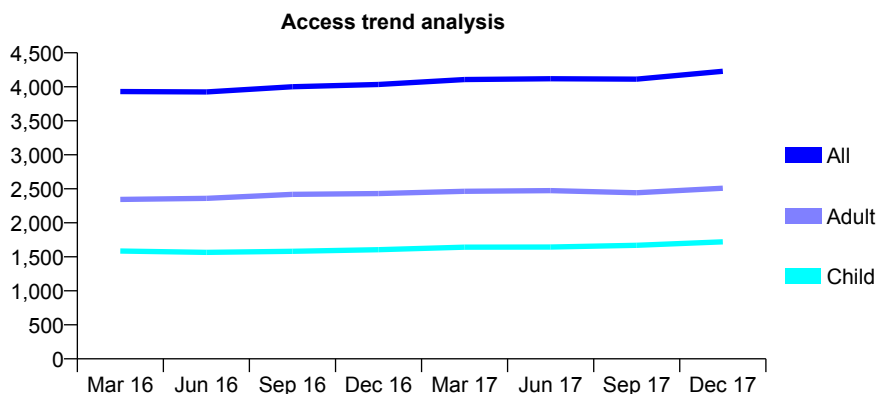
Q61 - Vital Signs At a Glance Contract Report for 842605/0001 - December 2017

Name or company name	MR GS UBHI
Contract type name	GDS Contract
Purpose of contract	General
Contract start date	01/04/2006
Contract end date	

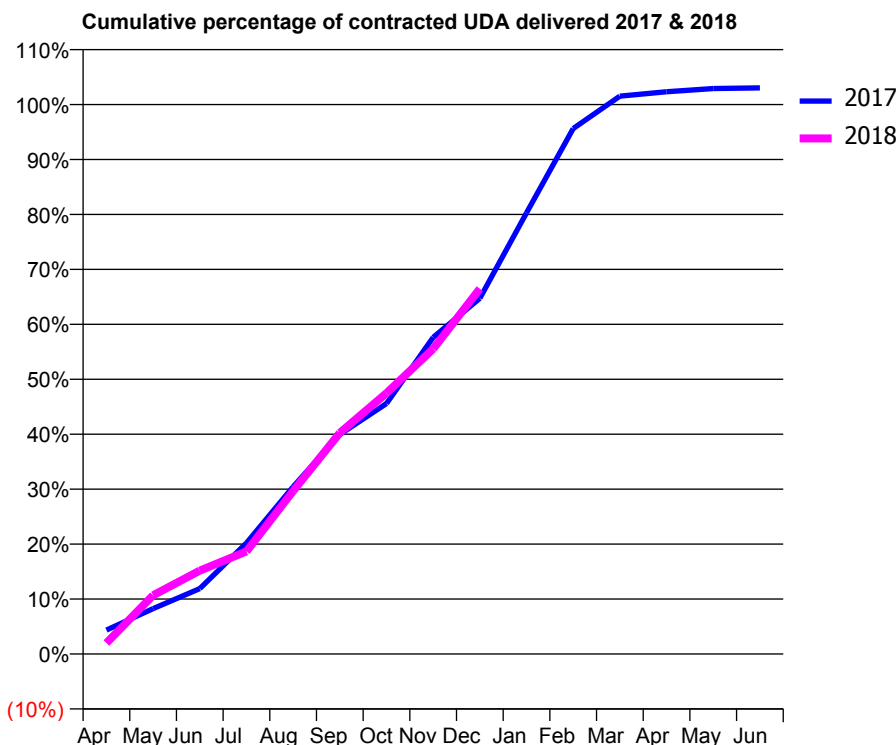
17/18 Contracted general activity (UDA)	12,053
Carry forward general activity (UDA)	-241
17/18 Contracted orthodontic activity (UOA)	0
Carry forward orthodontic activity (UOA)	0
Baseline contract value	£356,146.33

ACCESS*

Patients seen in 24 months	Total	Change since previous quarter
Quarter ending December 2016	4,035	
Quarter ending March 2017	4,106	→
Quarter ending June 2017	4,118	→
Quarter ending September 2017	4,112	→
Quarter ending December 2017	4,229	↑
Variance since December 2016	4.8%	↑



ACTIVITY



Month	Adjusted Scheduled Activity (UDA)	
	2017	2018
April	525	241
May	997	1,288
June	1,436	1,829
July	2,434	2,250
August	3,670	3,576
September	4,815	4,851
October	5,495	5,723
November	6,944	6,693
December	7,802	8,012
January	9,678	
February	11,526	
March	12,236	
April	12,332	
May	12,404	
June	12,417	

QUALITY

	Quantity	Base Number	Contract	AT	Region	England
% of FP17s for the same patient ID Re-attending within 3 months - Children	100	1,311	7.6%	10.5%	11.6%	12.0%
% of FP17s for the same patient ID Re-attending within 3 months - Adults	196	1,696	11.6%	16.0%	16.7%	15.9%
% of FP17s for the same patient ID Re-attending between 3 & 9 months - Children	452	1,311	34.5%	42.9%	47.3%	58.0%
% of FP17s for the same patient ID Re-attending between 3 & 9 months - Adults	470	1,696	27.7%	35.8%	38.3%	50.5%
% of FP17s for Band 1 Urgent Courses	237	2,404	9.9%	10.8%	10.5%	9.0%
% of FP17s Relating to Free Repair or Replacements	11	2,404	0.5%	0.5%	0.6%	0.8%
% of FP17s Relating to Continuations	11	2,404	0.5%	0.7%	0.8%	1.1%
% of Patients satisfied with the dentistry they have received	0	0	N/A	88.9%	89.0%	91.5%
% of Patients satisfied with the time they had to wait for an appointment	0	0	N/A	81.7%	84.2%	87.9%

* This is based on patients treated on this contract for their most recent course of treatment. Figures in italics indicate the base number of FP17s or Patient Questionnaire responses are less than 100. N/A is shown where the base number of responses is less than 10 during the period. % is calculated as Quantity/Base number*100

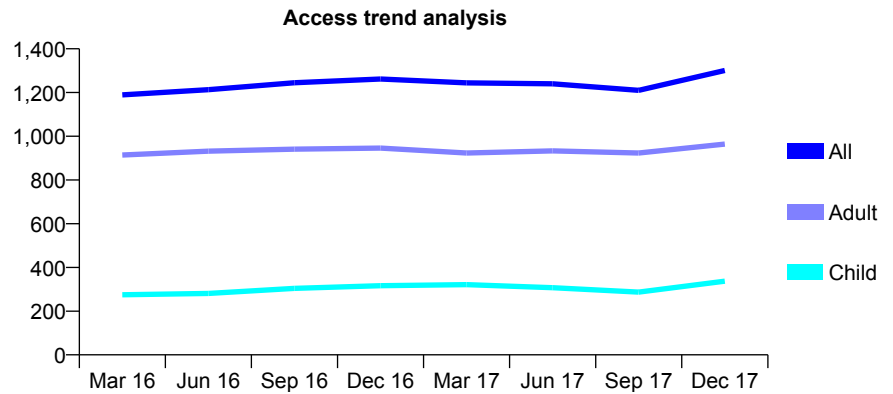
Q61 - Vital Signs At a Glance Contract Report for 843148/0002 - December 2017

Name or company name	MR SR MANAFI
Contract type name	GDS Contract
Purpose of contract	General
Contract start date	01/04/2006
Contract end date	

17/18 Contracted general activity (UDA)	4,613
Carry forward general activity (UDA)	-92
17/18 Contracted orthodontic activity (UOA)	0
Carry forward orthodontic activity (UOA)	0
Baseline contract value	£156,212.65

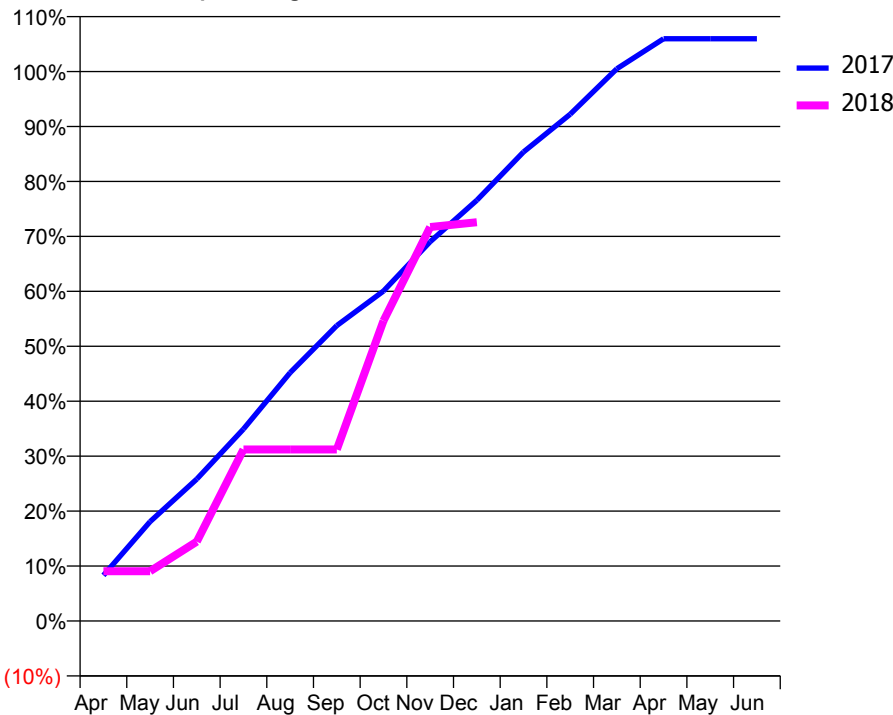
ACCESS*

Patients seen in 24 months	Total	Change since previous quarter
Quarter ending December 2016	1,262	
Quarter ending March 2017	1,244	↓
Quarter ending June 2017	1,240	→
Quarter ending September 2017	1,210	↓
Quarter ending December 2017	1,301	↑
Variance since December 2016	3.1%	↑



ACTIVITY

Cumulative percentage of contracted UDA delivered 2017 & 2018



Month	2017	2018
April	383	418
May	834	418
June	1,192	667
July	1,611	1,440
August	2,084	1,440
September	2,480	1,440
October	2,770	2,521
November	3,184	3,307
December	3,532	3,348
January	3,938	
February	4,254	
March	4,636	
April	4,888	
May	4,888	
June	4,888	

QUALITY

	Quantity	Base Number	Contract	AT	Region	England
% of FP17s for the same patient ID Re-attending within 3 months - Children	39	329	11.9%	10.5%	11.6%	12.0%
% of FP17s for the same patient ID Re-attending within 3 months - Adults	135	749	18.0%	16.0%	16.7%	15.9%
% of FP17s for the same patient ID Re-attending between 3 & 9 months - Children	149	329	45.3%	42.9%	47.3%	58.0%
% of FP17s for the same patient ID Re-attending between 3 & 9 months - Adults	212	749	28.3%	35.8%	38.3%	50.5%
% of FP17s for Band 1 Urgent Courses	123	1,007	12.2%	10.8%	10.5%	9.0%
% of FP17s Relating to Free Repair or Replacements	0	1,007	0.0%	0.5%	0.6%	0.8%
% of FP17s Relating to Continuations	14	1,007	1.4%	0.7%	0.8%	1.1%
% of Patients satisfied with the dentistry they have received	2	2	N/A	88.9%	89.0%	91.5%
% of Patients satisfied with the time they had to wait for an appointment	2	2	N/A	81.7%	84.2%	87.9%

* This is based on patients treated on this contract for their most recent course of treatment. Figures in italics indicate the base number of FP17s or Patient Questionnaire responses are less than 100. N/A is shown where the base number of responses is less than 10 during the period. % is calculated as Quantity/Base number*100

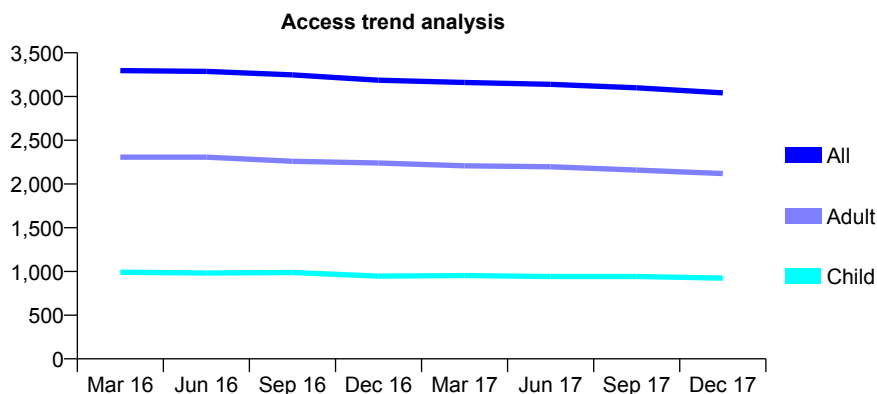
Q61 - Vital Signs At a Glance Contract Report for 843148/0003 - December 2017

Name or company name	MR SR MANAFI
Contract type name	GDS Contract
Purpose of contract	General
Contract start date	01/04/2006
Contract end date	

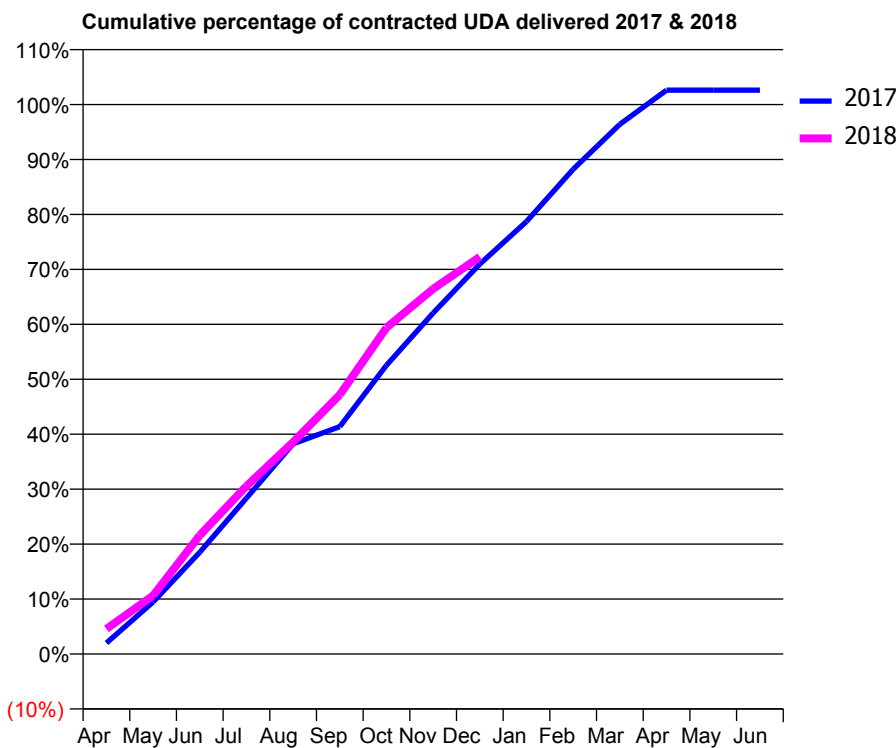
17/18 Contracted general activity (UDA)	9,676
Carry forward general activity (UDA)	-194
17/18 Contracted orthodontic activity (UOA)	0
Carry forward orthodontic activity (UOA)	0
Baseline contract value	£324,119.07

ACCESS*

Patients seen in 24 months	Total	Change since previous quarter
Quarter ending December 2016	3,187	
Quarter ending March 2017	3,160	→
Quarter ending June 2017	3,139	→
Quarter ending September 2017	3,100	↓
Quarter ending December 2017	3,042	↓
Variance since December 2016	(4.5%)	↓



ACTIVITY



Month	Adjusted Scheduled Activity (UDA)	
	2017	2018
April	194	443
May	917	1,030
June	1,793	2,091
July	2,747	2,956
August	3,702	3,733
September	4,004	4,567
October	5,084	5,747
November	6,005	6,430
December	6,868	6,993
January	7,617	
February	8,537	
March	9,328	
April	9,929	
May	9,930	
June	9,930	

QUALITY

	Quantity	Base Number	Contract	AT	Region	England
% of FP17s for the same patient ID Re-attending within 3 months - Children	46	681	6.8%	10.5%	11.6%	12.0%
% of FP17s for the same patient ID Re-attending within 3 months - Adults	199	1,456	13.7%	16.0%	16.7%	15.9%
% of FP17s for the same patient ID Re-attending between 3 & 9 months - Children	239	681	35.1%	42.9%	47.3%	58.0%
% of FP17s for the same patient ID Re-attending between 3 & 9 months - Adults	367	1,456	25.2%	35.8%	38.3%	50.5%
% of FP17s for Band 1 Urgent Courses	316	1,965	16.1%	10.8%	10.5%	9.0%
% of FP17s Relating to Free Repair or Replacements	0	1,965	0.0%	0.5%	0.6%	0.8%
% of FP17s Relating to Continuations	17	1,965	0.9%	0.7%	0.8%	1.1%
% of Patients satisfied with the dentistry they have received	1	1	N/A	88.9%	89.0%	91.5%
% of Patients satisfied with the time they had to wait for an appointment	1	1	N/A	81.7%	84.2%	87.9%

* This is based on patients treated on this contract for their most recent course of treatment. Figures in italics indicate the base number of FP17s or Patient Questionnaire responses are less than 100. N/A is shown where the base number of responses is less than 10 during the period. % is calculated as Quantity/Base number*100

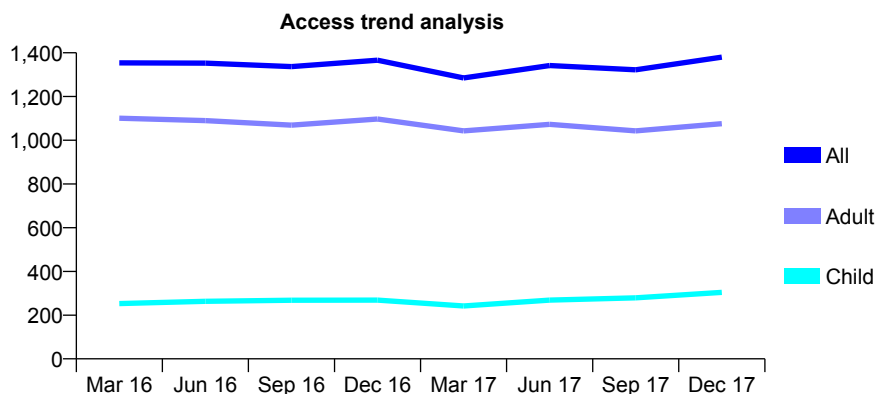
Q61 - Vital Signs At a Glance Contract Report for 843253/0001 - December 2017

Name or company name	MS AL DOBRE
Contract type name	GDS Contract
Purpose of contract	General
Contract start date	01/04/2006
Contract end date	

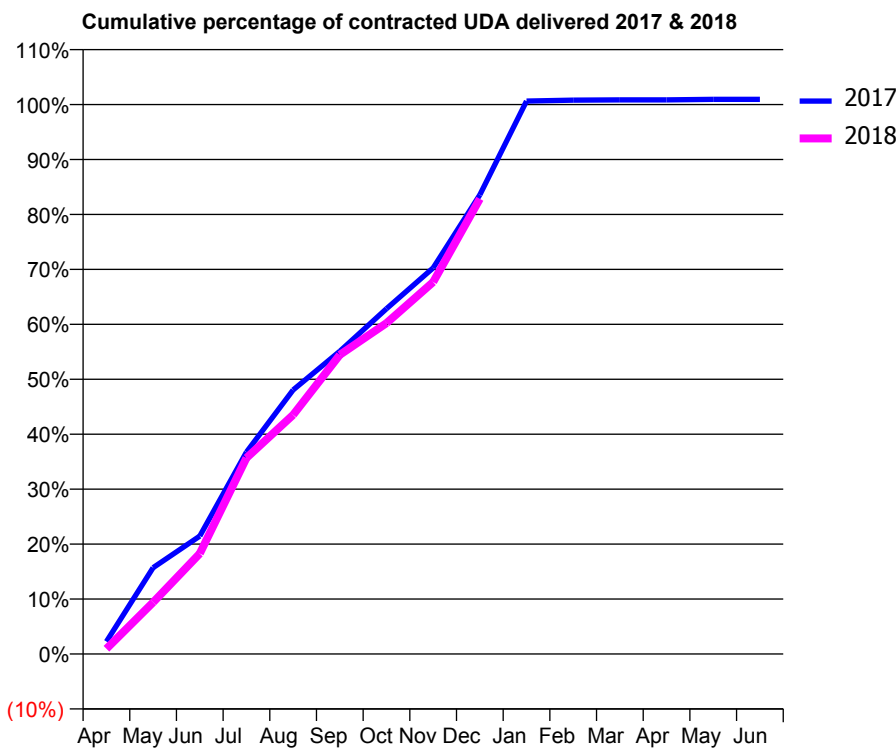
17/18 Contracted general activity (UDA)	3,786
Carry forward general activity (UDA)	-36
17/18 Contracted orthodontic activity (UOA)	0
Carry forward orthodontic activity (UOA)	0
Baseline contract value	£194,286.31

ACCESS*

Patients seen in 24 months	Total	Change since previous quarter
Quarter ending December 2016	1,366	
Quarter ending March 2017	1,285	↓
Quarter ending June 2017	1,342	↑
Quarter ending September 2017	1,322	↓
Quarter ending December 2017	1,380	↑
Variance since December 2016	1.0%	→



ACTIVITY



Month	Adjusted Scheduled Activity (UDA)	
	2017	2018
April	86	36
May	595	356
June	812	692
July	1,391	1,351
August	1,819	1,648
September	2,086	2,061
October	2,379	2,280
November	2,660	2,563
December	3,164	3,136
January	3,809	
February	3,816	
March	3,818	
April	3,818	
May	3,822	
June	3,822	

QUALITY

	Quantity	Base Number	Contract	AT	Region	England
% of FP17s for the same patient ID Re-attending within 3 months - Children	14	247	5.7%	10.5%	11.6%	12.0%
% of FP17s for the same patient ID Re-attending within 3 months - Adults	70	838	8.4%	16.0%	16.7%	15.9%
% of FP17s for the same patient ID Re-attending between 3 & 9 months - Children	45	247	18.2%	42.9%	47.3%	58.0%
% of FP17s for the same patient ID Re-attending between 3 & 9 months - Adults	137	838	16.3%	35.8%	38.3%	50.5%
% of FP17s for Band 1 Urgent Courses	150	1,085	13.8%	10.8%	10.5%	9.0%
% of FP17s Relating to Free Repair or Replacements	3	1,085	0.3%	0.5%	0.6%	0.8%
% of FP17s Relating to Continuations	4	1,085	0.4%	0.7%	0.8%	1.1%
% of Patients satisfied with the dentistry they have received	0	0	N/A	88.9%	89.0%	91.5%
% of Patients satisfied with the time they had to wait for an appointment	0	0	N/A	81.7%	84.2%	87.9%

* This is based on patients treated on this contract for their most recent course of treatment. Figures in italics indicate the base number of FP17s or Patient Questionnaire responses are less than 100. N/A is shown where the base number of responses is less than 10 during the period. % is calculated as Quantity/Base number*100

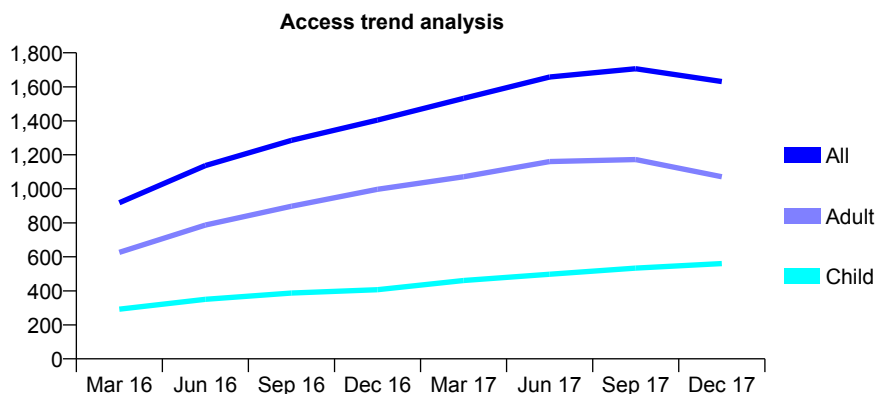
Q61 - Vital Signs At a Glance Contract Report for 845531/0001 - December 2017

Name or company name	MR J SHAH
Contract type name	GDS Contract
Purpose of contract	General
Contract start date	01/09/2015
Contract end date	

17/18 Contracted general activity (UDA)	7,427
Carry forward general activity (UDA)	-110
17/18 Contracted orthodontic activity (UOA)	0
Carry forward orthodontic activity (UOA)	0
Baseline contract value	£217,711.67

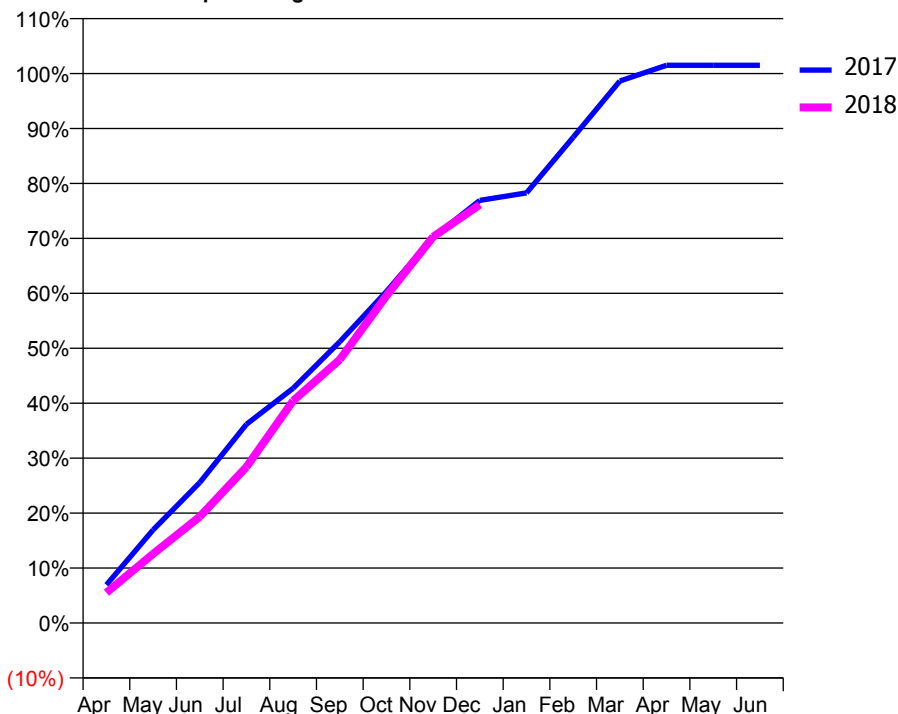
ACCESS*

Patients seen in 24 months	Total	Change since previous quarter
Quarter ending December 2016	1,404	
Quarter ending March 2017	1,532	↑
Quarter ending June 2017	1,658	↑
Quarter ending September 2017	1,706	↑
Quarter ending December 2017	1,631	↓
Variance since December 2016	16.2%	↑



ACTIVITY

Cumulative percentage of contracted UDA delivered 2017 & 2018



Month	Adjusted Scheduled Activity (UDA)	
	2017	2018
April	516	410
May	1,260	935
June	1,898	1,437
July	2,686	2,110
August	3,172	3,003
September	3,801	3,560
October	4,481	4,424
November	5,215	5,220
December	5,713	5,655
January	5,814	
February	6,565	
March	7,326	
April	7,537	
May	7,537	
June	7,537	

QUALITY

	Quantity	Base Number	Contract	AT	Region	England
% of FP17s for the same patient ID Re-attending within 3 months - Children	70	493	14.2%	10.5%	11.6%	12.0%
% of FP17s for the same patient ID Re-attending within 3 months - Adults	212	768	27.6%	16.0%	16.7%	15.9%
% of FP17s for the same patient ID Re-attending between 3 & 9 months - Children	157	493	31.8%	42.9%	47.3%	58.0%
% of FP17s for the same patient ID Re-attending between 3 & 9 months - Adults	195	768	25.4%	35.8%	38.3%	50.5%
% of FP17s for Band 1 Urgent Courses	174	1,201	14.5%	10.8%	10.5%	9.0%
% of FP17s Relating to Free Repair or Replacements	0	1,201	0.0%	0.5%	0.6%	0.8%
% of FP17s Relating to Continuations	25	1,201	2.1%	0.7%	0.8%	1.1%
% of Patients satisfied with the dentistry they have received	1	1	N/A	88.9%	89.0%	91.5%
% of Patients satisfied with the time they had to wait for an appointment	1	1	N/A	81.7%	84.2%	87.9%

* This is based on patients treated on this contract for their most recent course of treatment. Figures in italics indicate the base number of FP17s or Patient Questionnaire responses are less than 100. N/A is shown where the base number of responses is less than 10 during the period. % is calculated as Quantity/Base number*100

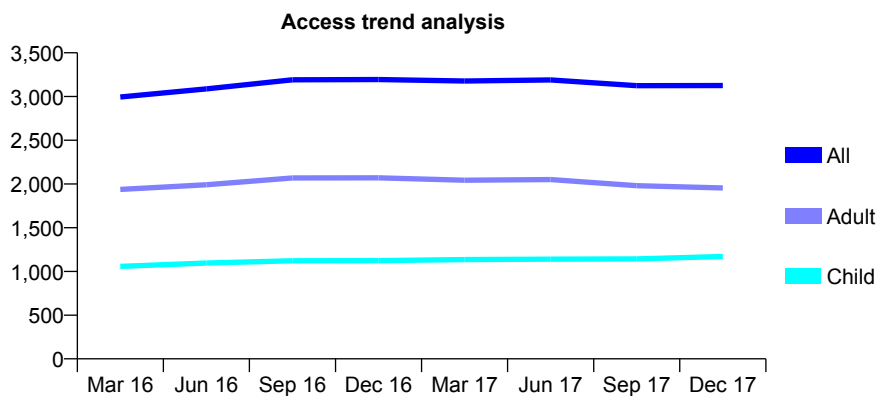
Q61 - Vital Signs At a Glance Contract Report for 847283/0001 - December 2017

Name or company name	MR SK MALIK
Contract type name	GDS Contract
Purpose of contract	General
Contract start date	01/04/2006
Contract end date	

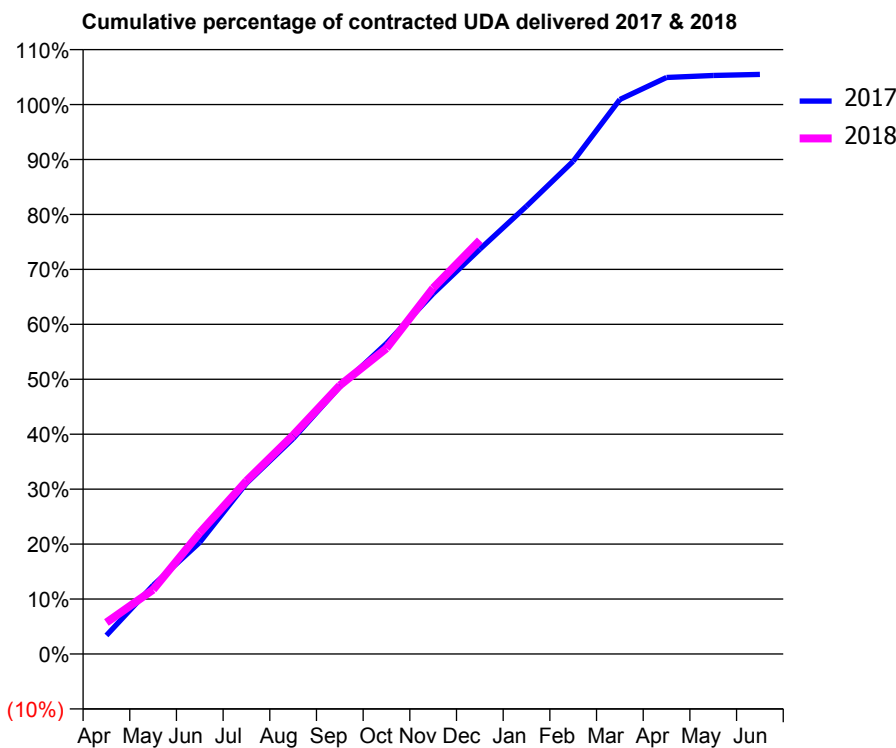
17/18 Contracted general activity (UDA)	5,694
Carry forward general activity (UDA)	-114
17/18 Contracted orthodontic activity (UOA)	0
Carry forward orthodontic activity (UOA)	0
Baseline contract value	£149,272.10

ACCESS*

Patients seen in 24 months	Total	Change since previous quarter
Quarter ending December 2016	3,194	
Quarter ending March 2017	3,178	→
Quarter ending June 2017	3,190	→
Quarter ending September 2017	3,124	↓
Quarter ending December 2017	3,125	→
Variance since December 2016	(2.2%)	↓



ACTIVITY



Month	Adjusted Scheduled Activity (UDA)	
	2017	2018
April	193	327
May	712	667
June	1,158	1,257
July	1,770	1,794
August	2,232	2,269
September	2,770	2,784
October	3,219	3,168
November	3,734	3,793
December	4,194	4,287
January	4,640	
February	5,106	
March	5,746	
April	5,974	
May	5,994	
June	6,006	

QUALITY

	Quantity	Base Number	Contract	AT	Region	England
% of FP17s for the same patient ID Re-attending within 3 months - Children	77	1,098	7.0%	10.5%	11.6%	12.0%
% of FP17s for the same patient ID Re-attending within 3 months - Adults	172	1,517	11.3%	16.0%	16.7%	15.9%
% of FP17s for the same patient ID Re-attending between 3 & 9 months - Children	502	1,098	45.7%	42.9%	47.3%	58.0%
% of FP17s for the same patient ID Re-attending between 3 & 9 months - Adults	694	1,517	45.7%	35.8%	38.3%	50.5%
% of FP17s for Band 1 Urgent Courses	156	2,001	7.8%	10.8%	10.5%	9.0%
% of FP17s Relating to Free Repair or Replacements	0	2,001	0.0%	0.5%	0.6%	0.8%
% of FP17s Relating to Continuations	10	2,001	0.5%	0.7%	0.8%	1.1%
% of Patients satisfied with the dentistry they have received	8	8	N/A	88.9%	89.0%	91.5%
% of Patients satisfied with the time they had to wait for an appointment	6	8	N/A	81.7%	84.2%	87.9%

* This is based on patients treated on this contract for their most recent course of treatment. Figures in italics indicate the base number of FP17s or Patient Questionnaire responses are less than 100. N/A is shown where the base number of responses is less than 10 during the period. % is calculated as Quantity/Base number*100

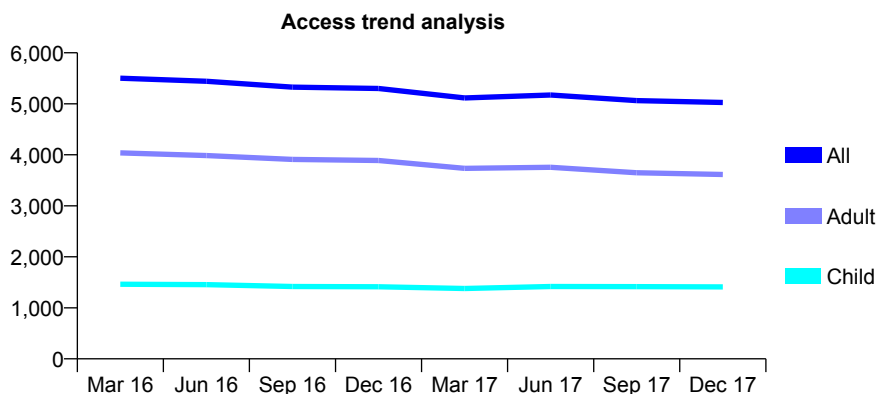
Q61 - Vital Signs At a Glance Contract Report for 853933/0001 - December 2017

Name or company name	MR M HASHEMI KHATOUN ABADI
Contract type name	PDS Contract
Purpose of contract	General
Contract start date	01/04/2006
Contract end date	31/03/2018

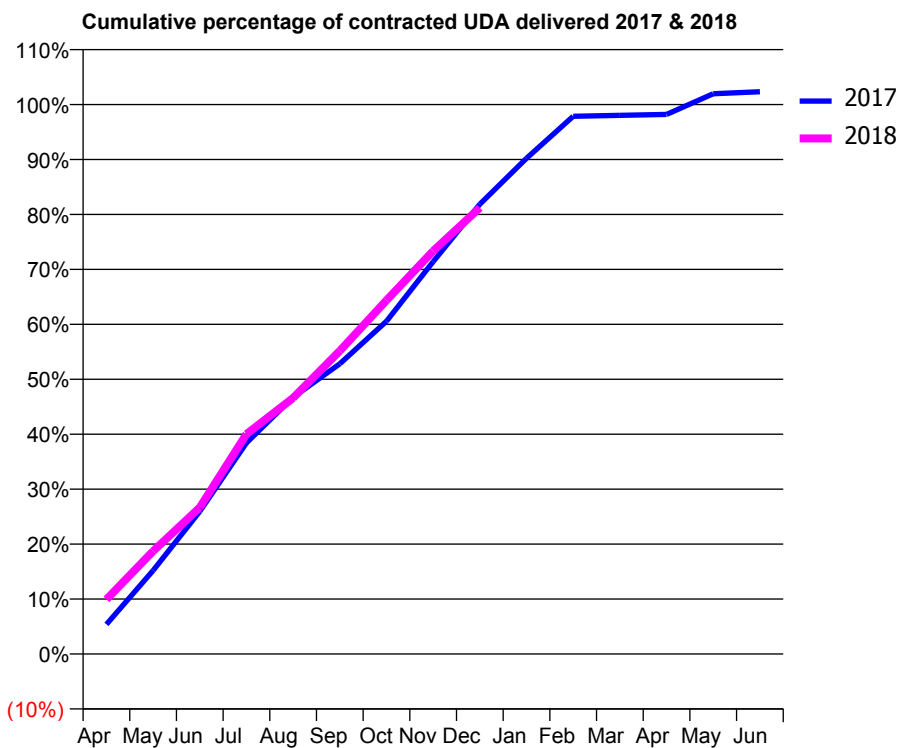
17/18 Contracted general activity (UDA)	12,854
Carry forward general activity (UDA)	-257
17/18 Contracted orthodontic activity (UOA)	0
Carry forward orthodontic activity (UOA)	0
Baseline contract value	£360,974.92

ACCESS*

Patients seen in 24 months	Total	Change since previous quarter
Quarter ending December 2016	5,301	
Quarter ending March 2017	5,114	↓
Quarter ending June 2017	5,172	→
Quarter ending September 2017	5,064	↓
Quarter ending December 2017	5,025	→
Variance since December 2016	(5.2%)	↓



ACTIVITY



Month	Adjusted Scheduled Activity (UDA)	
	2017	2018
April	695	1,277
May	1,954	2,407
June	3,336	3,426
July	4,939	5,145
August	6,006	5,992
September	6,789	7,092
October	7,784	8,273
November	9,180	9,428
December	10,522	10,438
January	11,594	
February	12,580	
March	12,601	
April	12,621	
May	13,105	
June	13,151	

QUALITY

	Quantity	Base Number	Contract	AT	Region	England
% of FP17s for the same patient ID Re-attending within 3 months - Children	144	1,518	9.5%	10.5%	11.6%	12.0%
% of FP17s for the same patient ID Re-attending within 3 months - Adults	669	3,625	18.5%	16.0%	16.7%	15.9%
% of FP17s for the same patient ID Re-attending between 3 & 9 months - Children	694	1,518	45.7%	42.9%	47.3%	58.0%
% of FP17s for the same patient ID Re-attending between 3 & 9 months - Adults	1,642	3,625	45.3%	35.8%	38.3%	50.5%
% of FP17s for Band 1 Urgent Courses	417	4,839	8.6%	10.8%	10.5%	9.0%
% of FP17s Relating to Free Repair or Replacements	197	4,839	4.1%	0.5%	0.6%	0.8%
% of FP17s Relating to Continuations	79	4,839	1.6%	0.7%	0.8%	1.1%
% of Patients satisfied with the dentistry they have received	6	7	N/A	88.9%	89.0%	91.5%
% of Patients satisfied with the time they had to wait for an appointment	4	7	N/A	81.7%	84.2%	87.9%

* This is based on patients treated on this contract for their most recent course of treatment. Figures in italics indicate the base number of FP17s or Patient Questionnaire responses are less than 100. N/A is shown where the base number of responses is less than 10 during the period. % is calculated as Quantity/Base number*100

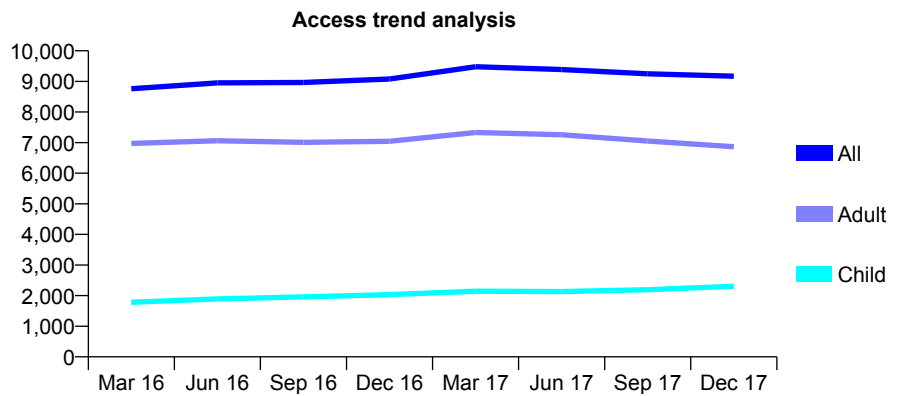
Q61 - Vital Signs At a Glance Contract Report for 855510/0001 - December 2017

Name or company name	MR MR MANBAJOOD
Contract type name	GDS Contract
Purpose of contract	General
Contract start date	01/04/2006
Contract end date	

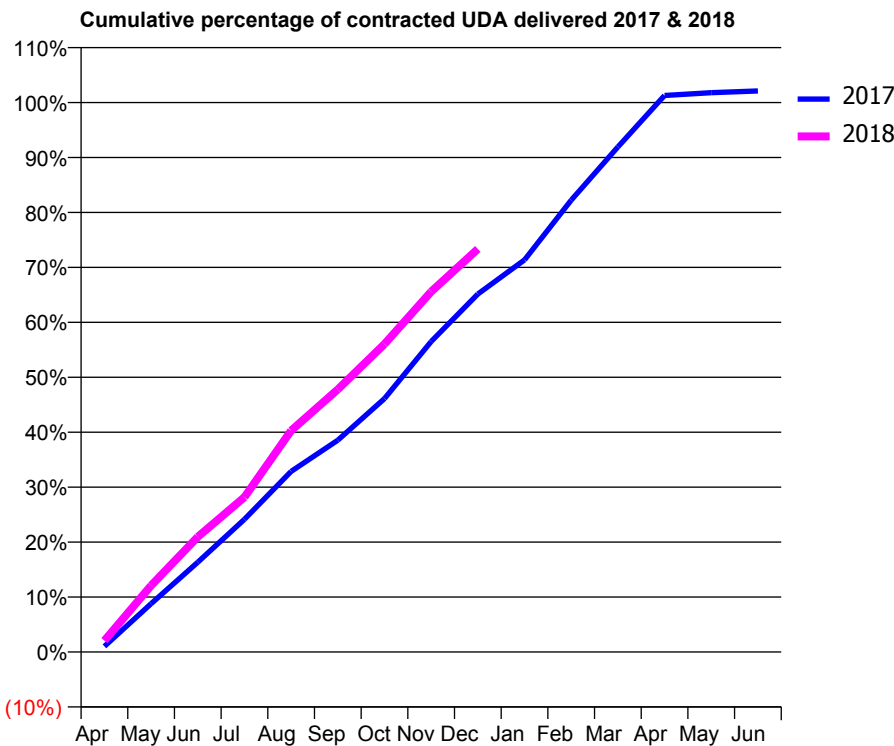
17/18 Contracted general activity (UDA)	23,411
Carry forward general activity (UDA)	-487
17/18 Contracted orthodontic activity (UOA)	0
Carry forward orthodontic activity (UOA)	0
Baseline contract value	£764,255.55

ACCESS*

Patients seen in 24 months	Total	Change since previous quarter
Quarter ending December 2016	9,078	
Quarter ending March 2017	9,479	↑
Quarter ending June 2017	9,388	→
Quarter ending September 2017	9,247	↓
Quarter ending December 2017	9,169	→
Variance since December 2016	1.0%	→



ACTIVITY



Month	Adjusted Scheduled Activity (UDA)	
	2017	2018
April	249	487
May	2,145	2,833
June	3,981	4,908
July	5,884	6,600
August	8,006	9,436
September	9,391	11,189
October	11,237	13,120
November	13,765	15,355
December	15,868	17,169
January	17,380	
February	20,029	
March	22,390	
April	24,674	
May	24,794	
June	24,873	

QUALITY

	Quantity	Base Number	Contract	AT	Region	England
% of FP17s for the same patient ID Re-attending within 3 months - Children	110	1,803	6.1%	10.5%	11.6%	12.0%
% of FP17s for the same patient ID Re-attending within 3 months - Adults	596	4,384	13.6%	16.0%	16.7%	15.9%
% of FP17s for the same patient ID Re-attending between 3 & 9 months - Children	449	1,803	24.9%	42.9%	47.3%	58.0%
% of FP17s for the same patient ID Re-attending between 3 & 9 months - Adults	863	4,384	19.7%	35.8%	38.3%	50.5%
% of FP17s for Band 1 Urgent Courses	679	5,257	12.9%	10.8%	10.5%	9.0%
% of FP17s Relating to Free Repair or Replacements	7	5,257	0.1%	0.5%	0.6%	0.8%
% of FP17s Relating to Continuations	9	5,257	0.2%	0.7%	0.8%	1.1%
% of Patients satisfied with the dentistry they have received	2	2	N/A	88.9%	89.0%	91.5%
% of Patients satisfied with the time they had to wait for an appointment	2	2	N/A	81.7%	84.2%	87.9%

* This is based on patients treated on this contract for their most recent course of treatment. Figures in italics indicate the base number of FP17s or Patient Questionnaire responses are less than 100. N/A is shown where the base number of responses is less than 10 during the period. % is calculated as Quantity/Base number*100

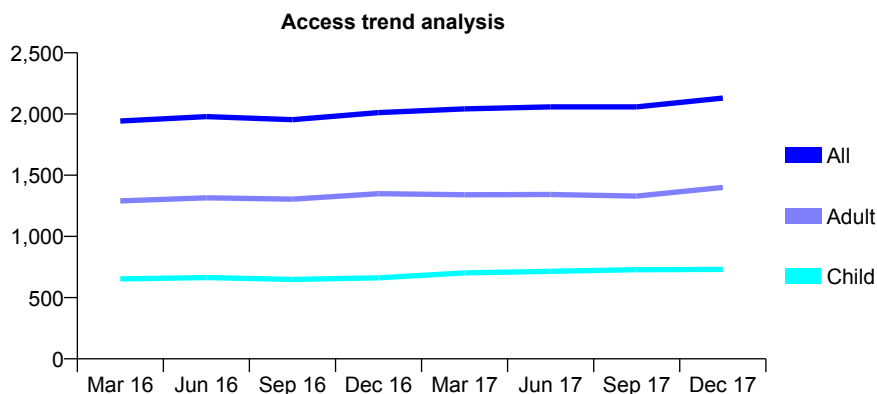
Q61 - Vital Signs At a Glance Contract Report for 857319/0001 - December 2017

Name or company name	MR A SHAMOSSON
Contract type name	GDS Contract
Purpose of contract	General
Contract start date	01/12/2008
Contract end date	

17/18 Contracted general activity (UDA)	6,675
Carry forward general activity (UDA)	71
17/18 Contracted orthodontic activity (UOA)	0
Carry forward orthodontic activity (UOA)	0
Baseline contract value	£187,096.69

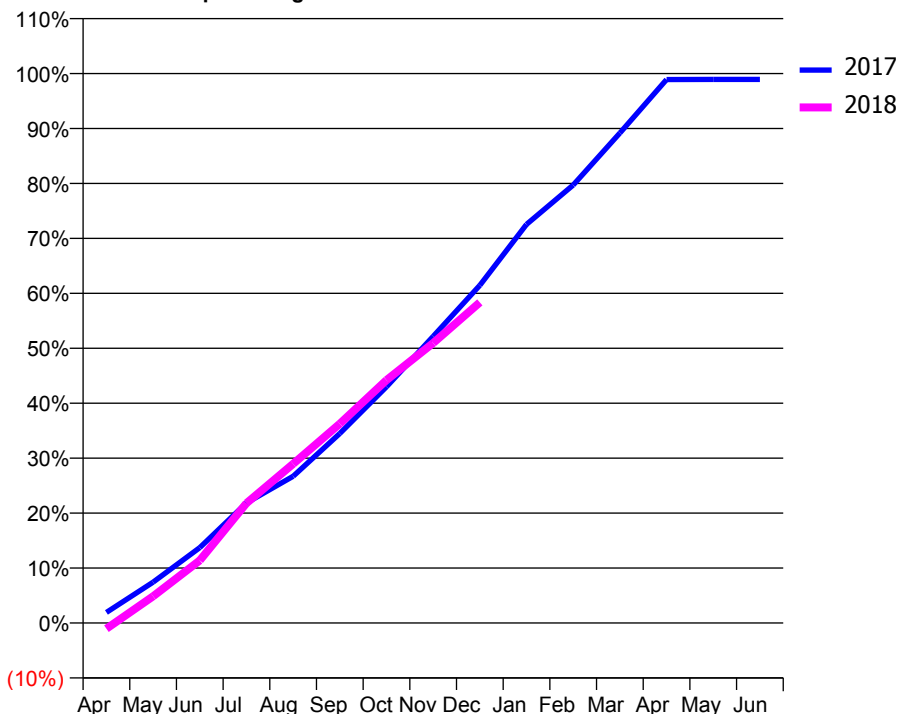
ACCESS*

Patients seen in 24 months	Total	Change since previous quarter
Quarter ending December 2016	2,011	
Quarter ending March 2017	2,042	→
Quarter ending June 2017	2,058	→
Quarter ending September 2017	2,058	→
Quarter ending December 2017	2,130	↑
Variance since December 2016	5.9%	↑



ACTIVITY

Cumulative percentage of contracted UDA delivered 2017 & 2018



Month	Adjusted Scheduled Activity (UDA)	
	2017	2018
April	129	-71
May	496	325
June	917	761
July	1,459	1,455
August	1,783	1,934
September	2,302	2,421
October	2,869	2,950
November	3,481	3,402
December	4,101	3,895
January	4,842	
February	5,321	
March	5,952	
April	6,601	
May	6,604	
June	6,604	

QUALITY

	Quantity	Base Number	Contract	AT	Region	England
% of FP17s for the same patient ID Re-attending within 3 months - Children	28	533	5.3%	10.5%	11.6%	12.0%
% of FP17s for the same patient ID Re-attending within 3 months - Adults	95	1,007	9.4%	16.0%	16.7%	15.9%
% of FP17s for the same patient ID Re-attending between 3 & 9 months - Children	185	533	34.7%	42.9%	47.3%	58.0%
% of FP17s for the same patient ID Re-attending between 3 & 9 months - Adults	359	1,007	35.7%	35.8%	38.3%	50.5%
% of FP17s for Band 1 Urgent Courses	25	1,372	1.8%	10.8%	10.5%	9.0%
% of FP17s Relating to Free Repair or Replacements	0	1,372	0.0%	0.5%	0.6%	0.8%
% of FP17s Relating to Continuations	0	1,372	0.0%	0.7%	0.8%	1.1%
% of Patients satisfied with the dentistry they have received	1	1	N/A	88.9%	89.0%	91.5%
% of Patients satisfied with the time they had to wait for an appointment	1	1	N/A	81.7%	84.2%	87.9%

* This is based on patients treated on this contract for their most recent course of treatment. Figures in italics indicate the base number of FP17s or Patient Questionnaire responses are less than 100. N/A is shown where the base number of responses is less than 10 during the period. % is calculated as Quantity/Base number*100

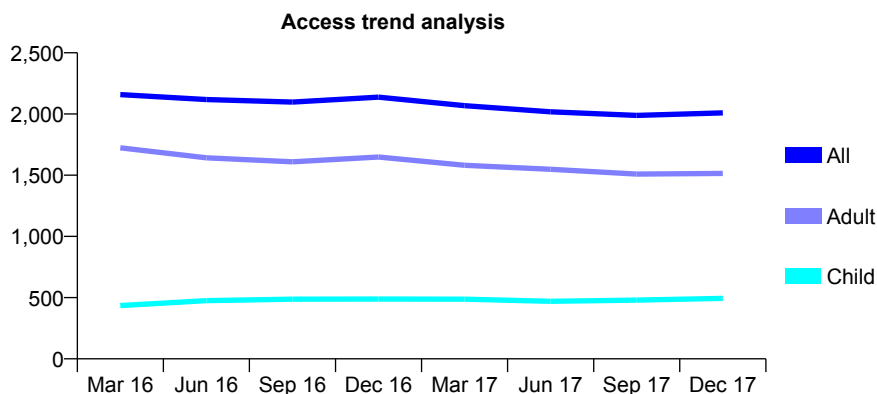
Q61 - Vital Signs At a Glance Contract Report for 859605/0001 - December 2017

Name or company name	MRS S MEHTA
Contract type name	GDS Contract
Purpose of contract	General
Contract start date	28/01/2008
Contract end date	

17/18 Contracted general activity (UDA)	3,854
Carry forward general activity (UDA)	-40
17/18 Contracted orthodontic activity (UOA)	0
Carry forward orthodontic activity (UOA)	0
Baseline contract value	£105,733.82

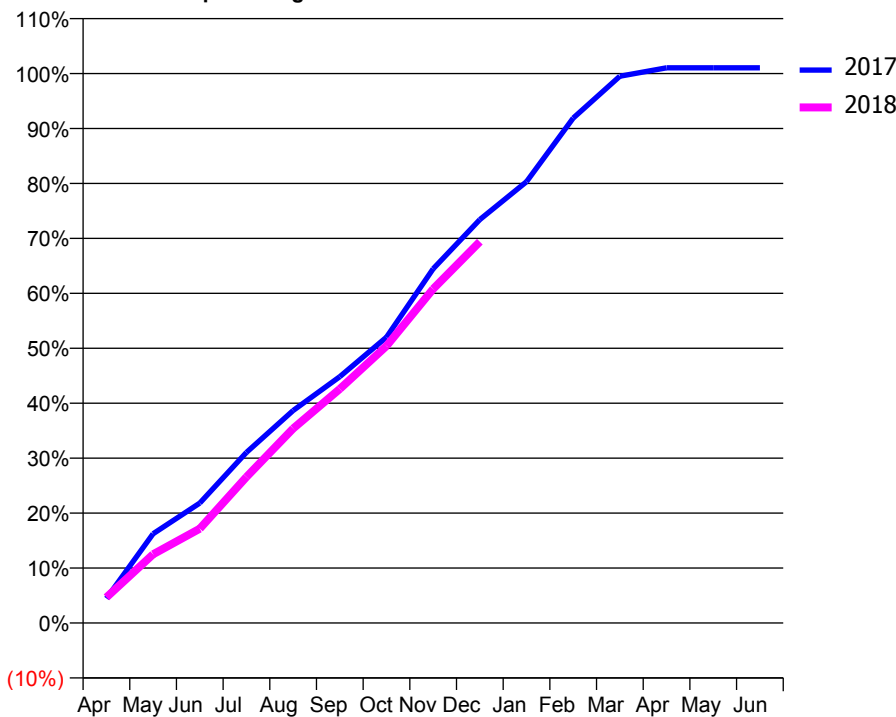
ACCESS*

Patients seen in 24 months	Total	Change since previous quarter
Quarter ending December 2016	2,138	
Quarter ending March 2017	2,068	↓
Quarter ending June 2017	2,018	↓
Quarter ending September 2017	1,989	↓
Quarter ending December 2017	2,009	→
Variance since December 2016	(6.0%)	↓



ACTIVITY

Cumulative percentage of contracted UDA delivered 2017 & 2018



Month	Adjusted Scheduled Activity (UDA)	
	2017	2018
April	173	180
May	626	482
June	841	662
July	1,196	1,024
August	1,490	1,364
September	1,728	1,642
October	2,004	1,943
November	2,485	2,343
December	2,830	2,675
January	3,095	
February	3,542	
March	3,835	
April	3,894	
May	3,894	
June	3,894	

QUALITY

	Quantity	Base Number	Contract	AT	Region	England
% of FP17s for the same patient ID Re-attending within 3 months - Children	38	418	9.1%	10.5%	11.6%	12.0%
% of FP17s for the same patient ID Re-attending within 3 months - Adults	75	1,025	7.3%	16.0%	16.7%	15.9%
% of FP17s for the same patient ID Re-attending between 3 & 9 months - Children	174	418	41.6%	42.9%	47.3%	58.0%
% of FP17s for the same patient ID Re-attending between 3 & 9 months - Adults	249	1,025	24.3%	35.8%	38.3%	50.5%
% of FP17s for Band 1 Urgent Courses	164	1,396	11.7%	10.8%	10.5%	9.0%
% of FP17s Relating to Free Repair or Replacements	0	1,396	0.0%	0.5%	0.6%	0.8%
% of FP17s Relating to Continuations	10	1,396	0.7%	0.7%	0.8%	1.1%
% of Patients satisfied with the dentistry they have received	1	1	N/A	88.9%	89.0%	91.5%
% of Patients satisfied with the time they had to wait for an appointment	1	1	N/A	81.7%	84.2%	87.9%

* This is based on patients treated on this contract for their most recent course of treatment. Figures in italics indicate the base number of FP17s or Patient Questionnaire responses are less than 100. N/A is shown where the base number of responses is less than 10 during the period. % is calculated as Quantity/Base number*100

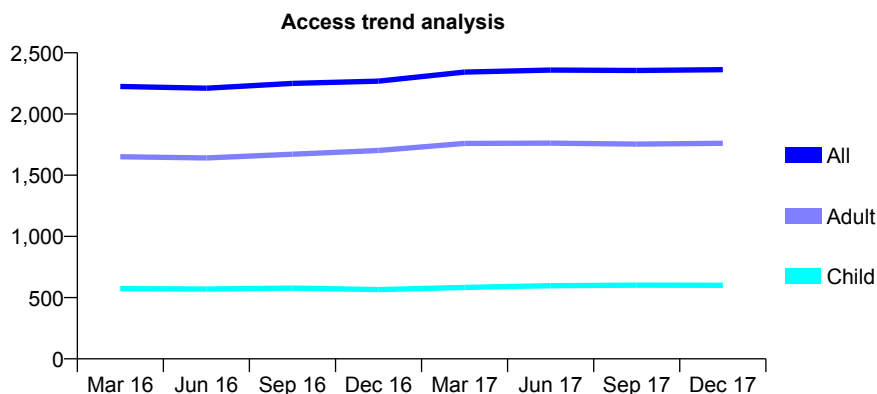
Q61 - Vital Signs At a Glance Contract Report for 869546/0002 - December 2017

Name or company name	MR A ULLAH
Contract type name	GDS Contract
Purpose of contract	General
Contract start date	01/11/2011
Contract end date	

17/18 Contracted general activity (UDA)	6,060
Carry forward general activity (UDA)	-121
17/18 Contracted orthodontic activity (UOA)	0
Carry forward orthodontic activity (UOA)	0
Baseline contract value	£190,881.85

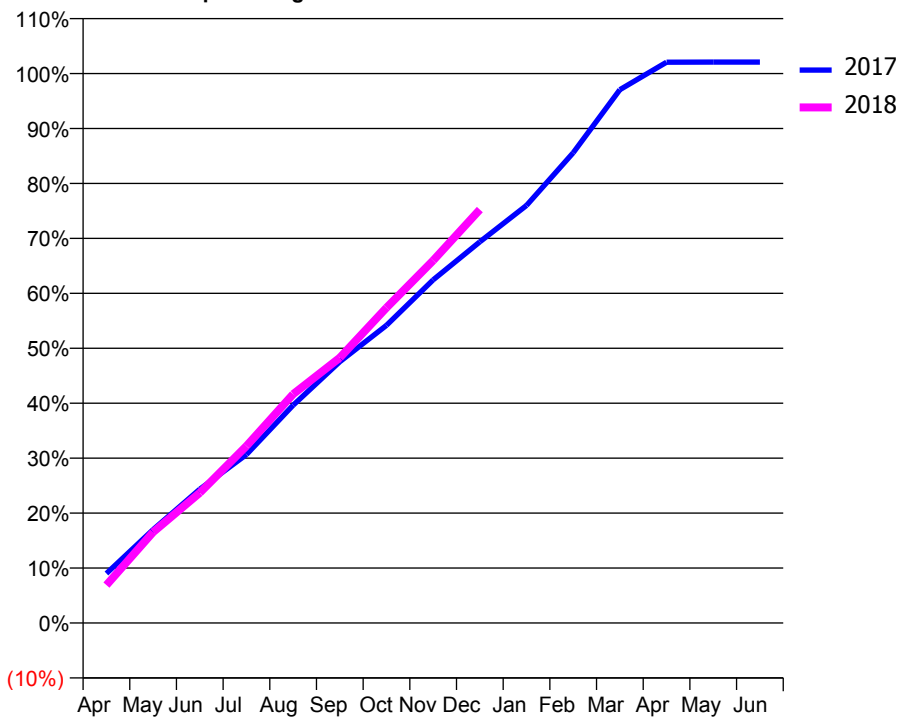
ACCESS*

Patients seen in 24 months	Total	Change since previous quarter
Quarter ending December 2016	2,268	
Quarter ending March 2017	2,343	↑
Quarter ending June 2017	2,359	→
Quarter ending September 2017	2,356	→
Quarter ending December 2017	2,362	→
Variance since December 2016	4.1%	↑



ACTIVITY

Cumulative percentage of contracted UDA delivered 2017 & 2018



Month	Adjusted Scheduled Activity (UDA)	
	2017	2018
April	547	418
May	1,031	1,002
June	1,476	1,437
July	1,858	1,952
August	2,402	2,525
September	2,882	2,926
October	3,283	3,477
November	3,784	3,998
December	4,204	4,560
January	4,605	
February	5,186	
March	5,882	
April	6,185	
May	6,186	
June	6,186	

QUALITY

	Quantity	Base Number	Contract	AT	Region	England
% of FP17s for the same patient ID Re-attending within 3 months - Children	25	473	5.3%	10.5%	11.6%	12.0%
% of FP17s for the same patient ID Re-attending within 3 months - Adults	171	1,300	13.2%	16.0%	16.7%	15.9%
% of FP17s for the same patient ID Re-attending between 3 & 9 months - Children	123	473	26.0%	42.9%	47.3%	58.0%
% of FP17s for the same patient ID Re-attending between 3 & 9 months - Adults	371	1,300	28.5%	35.8%	38.3%	50.5%
% of FP17s for Band 1 Urgent Courses	263	1,706	15.4%	10.8%	10.5%	9.0%
% of FP17s Relating to Free Repair or Replacements	29	1,706	1.7%	0.5%	0.6%	0.8%
% of FP17s Relating to Continuations	10	1,706	0.6%	0.7%	0.8%	1.1%
% of Patients satisfied with the dentistry they have received	0	0	N/A	88.9%	89.0%	91.5%
% of Patients satisfied with the time they had to wait for an appointment	0	0	N/A	81.7%	84.2%	87.9%

* This is based on patients treated on this contract for their most recent course of treatment. Figures in italics indicate the base number of FP17s or Patient Questionnaire responses are less than 100. N/A is shown where the base number of responses is less than 10 during the period. % is calculated as Quantity/Base number*100

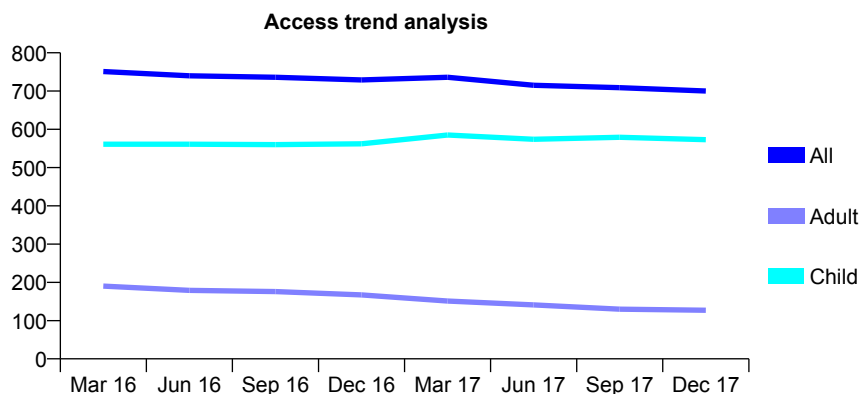
Q61 - Vital Signs At a Glance Contract Report for 881937/0001 - December 2017

Name or company name	MR A ADAMS
Contract type name	GDS Contract
Purpose of contract	General
Contract start date	01/04/2006
Contract end date	

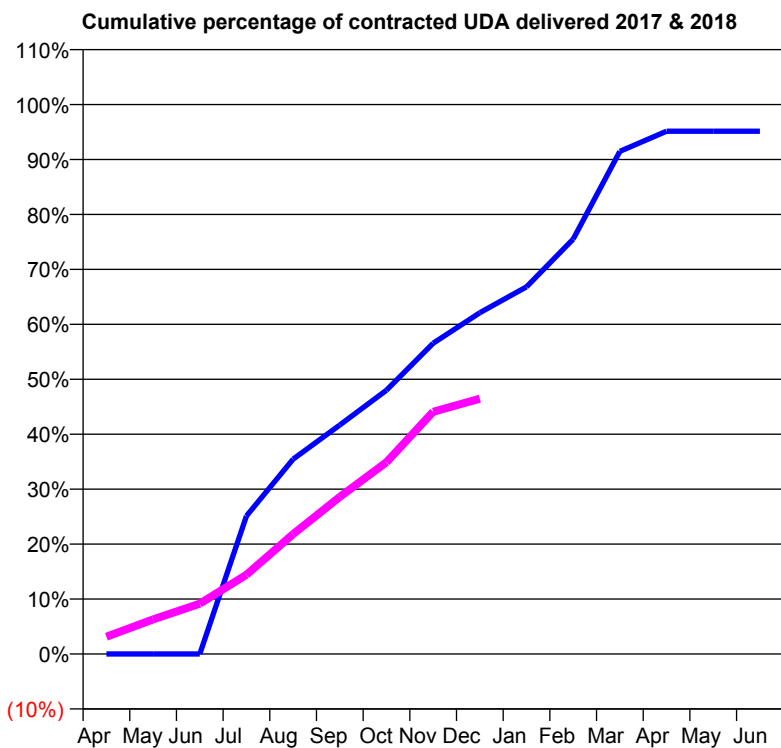
17/18 Contracted general activity (UDA)	1,400
Carry forward general activity (UDA)	0
17/18 Contracted orthodontic activity (UOA)	0
Carry forward orthodontic activity (UOA)	0
Baseline contract value	£32,514.41

ACCESS*

Patients seen in 24 months	Total	Change since previous quarter
Quarter ending December 2016	729	
Quarter ending March 2017	736	→
Quarter ending June 2017	715	↓
Quarter ending September 2017	709	→
Quarter ending December 2017	700	↓
Variance since December 2016	(4.0%)	↓



ACTIVITY



Month	Adjusted Scheduled Activity (UDA)	
	2017	2018
April	0	44
May	0	88
June	0	128
July	352	202
August	496	306
September	584	400
October	672	489
November	792	617
December	869	650
January	936	
February	1,057	
March	1,281	
April	1,332	
May	1,332	
June	1,332	

QUALITY

	Quantity	Base Number	Contract	AT	Region	England
% of FP17s for the same patient ID Re-attending within 3 months - Children	27	531	5.1%	10.5%	11.6%	12.0%
% of FP17s for the same patient ID Re-attending within 3 months - Adults	3	55	5.5%	16.0%	16.7%	15.9%
% of FP17s for the same patient ID Re-attending between 3 & 9 months - Children	345	531	65.0%	42.9%	47.3%	58.0%
% of FP17s for the same patient ID Re-attending between 3 & 9 months - Adults	25	55	45.5%	35.8%	38.3%	50.5%
% of FP17s for Band 1 Urgent Courses	17	547	3.1%	10.8%	10.5%	9.0%
% of FP17s Relating to Free Repair or Replacements	0	547	0.0%	0.5%	0.6%	0.8%
% of FP17s Relating to Continuations	0	547	0.0%	0.7%	0.8%	1.1%
% of Patients satisfied with the dentistry they have received	0	0	N/A	88.9%	89.0%	91.5%
% of Patients satisfied with the time they had to wait for an appointment	0	0	N/A	81.7%	84.2%	87.9%

* This is based on patients treated on this contract for their most recent course of treatment. Figures in italics indicate the base number of FP17s or Patient Questionnaire responses are less than 100. N/A is shown where the base number of responses is less than 10 during the period. % is calculated as Quantity/Base number*100

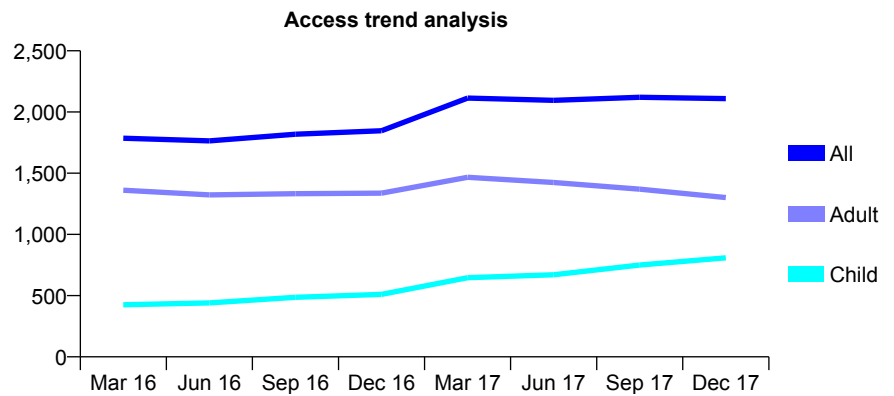
Q61 - Vital Signs At a Glance Contract Report for 894206/0001 - December 2017

Name or company name	MRS SC ROY
Contract type name	GDS Contract
Purpose of contract	General
Contract start date	01/07/2013
Contract end date	

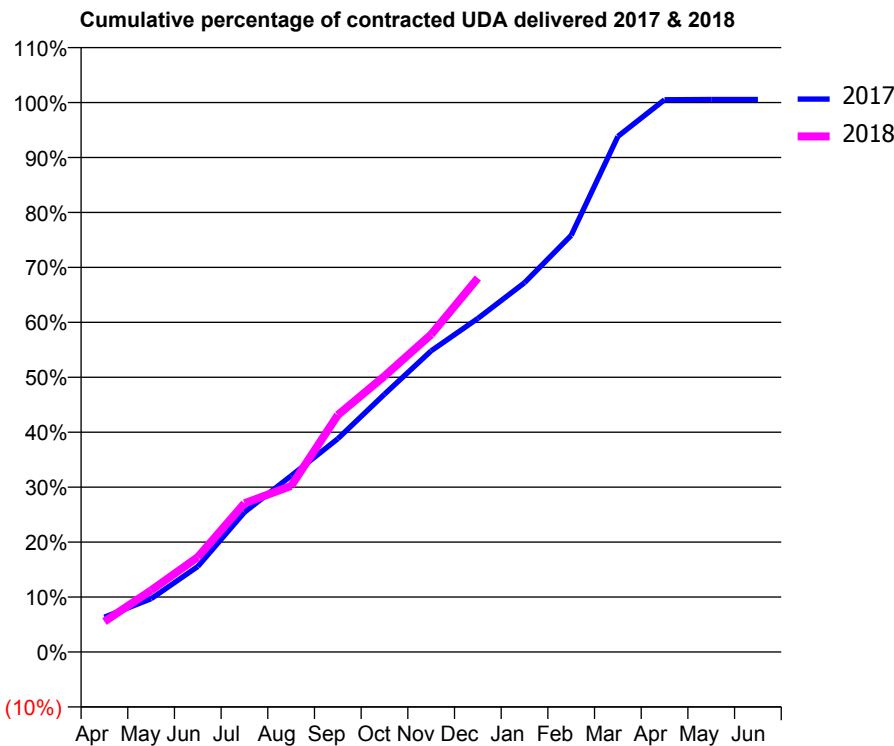
17/18 Contracted general activity (UDA)	4,858
Carry forward general activity (UDA)	-27
17/18 Contracted orthodontic activity (UOA)	0
Carry forward orthodontic activity (UOA)	0
Baseline contract value	£169,926.07

ACCESS*

Patients seen in 24 months	Total	Change since previous quarter
Quarter ending December 2016	1,847	
Quarter ending March 2017	2,114	↑
Quarter ending June 2017	2,095	→
Quarter ending September 2017	2,120	→
Quarter ending December 2017	2,110	→
Variance since December 2016	14.2%	↑



ACTIVITY



Month	Adjusted Scheduled Activity (UDA)	
	2017	2018
April	308	270
May	471	545
June	756	838
July	1,237	1,316
August	1,557	1,469
September	1,885	2,095
October	2,280	2,440
November	2,663	2,808
December	2,949	3,306
January	3,265	
February	3,684	
March	4,558	
April	4,882	
May	4,885	
June	4,885	

QUALITY

	Quantity	Base Number	Contract	AT	Region	England
% of FP17s for the same patient ID Re-attending within 3 months - Children	34	714	4.8%	10.5%	11.6%	12.0%
% of FP17s for the same patient ID Re-attending within 3 months - Adults	114	792	14.4%	16.0%	16.7%	15.9%
% of FP17s for the same patient ID Re-attending between 3 & 9 months - Children	200	714	28.0%	42.9%	47.3%	58.0%
% of FP17s for the same patient ID Re-attending between 3 & 9 months - Adults	236	792	29.8%	35.8%	38.3%	50.5%
% of FP17s for Band 1 Urgent Courses	176	1,387	12.7%	10.8%	10.5%	9.0%
% of FP17s Relating to Free Repair or Replacements	1	1,387	0.1%	0.5%	0.6%	0.8%
% of FP17s Relating to Continuations	2	1,387	0.1%	0.7%	0.8%	1.1%
% of Patients satisfied with the dentistry they have received	0	1	N/A	88.9%	89.0%	91.5%
% of Patients satisfied with the time they had to wait for an appointment	1	1	N/A	81.7%	84.2%	87.9%

* This is based on patients treated on this contract for their most recent course of treatment. Figures in italics indicate the base number of FP17s or Patient Questionnaire responses are less than 100. N/A is shown where the base number of responses is less than 10 during the period. % is calculated as Quantity/Base number*100

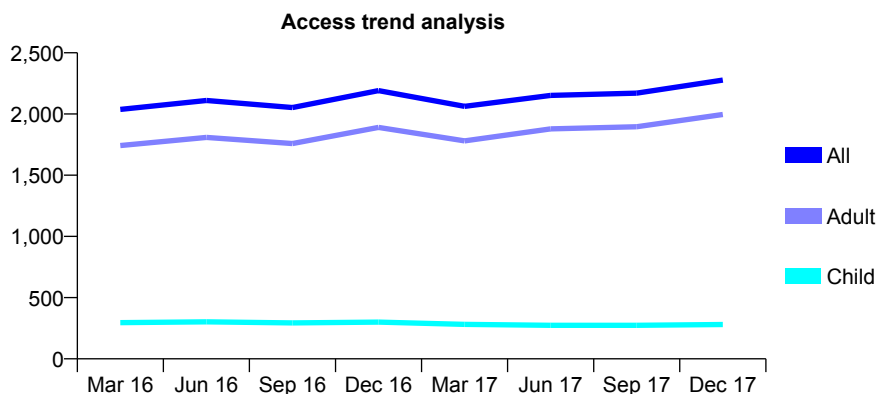
Q61 - Vital Signs At a Glance Contract Report for 904562/0001 - December 2017

Name or company name	R Patel and Partners
Contract type name	GDS Contract
Purpose of contract	General
Contract start date	01/04/2006
Contract end date	

17/18 Contracted general activity (UDA)	7,614
Carry forward general activity (UDA)	-152
17/18 Contracted orthodontic activity (UOA)	0
Carry forward orthodontic activity (UOA)	0
Baseline contract value	£357,227.85

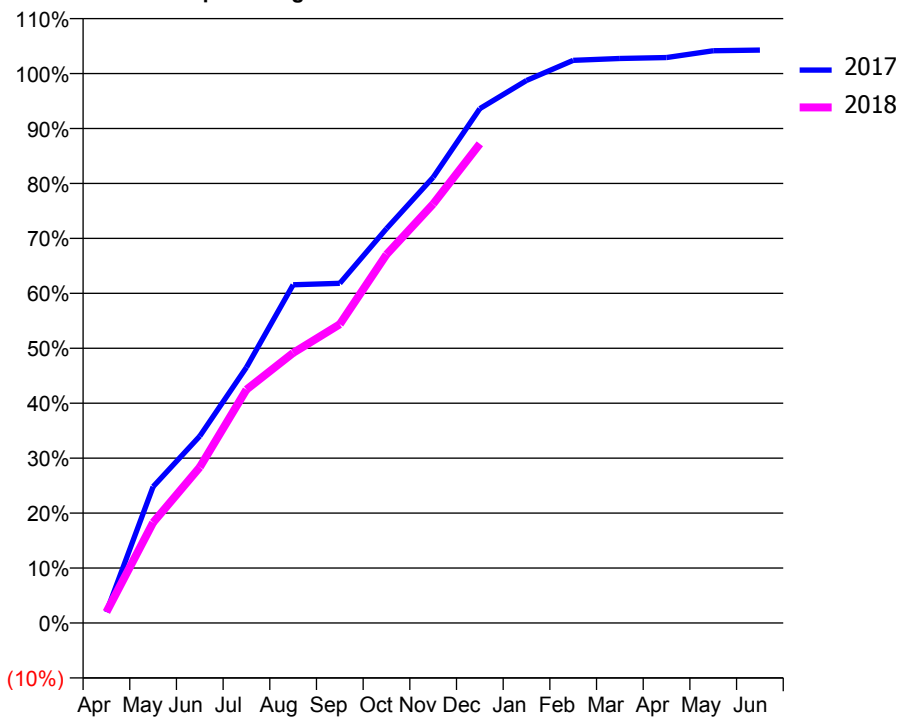
ACCESS*

Patients seen in 24 months	Total	Change since previous quarter
Quarter ending December 2016	2,191	
Quarter ending March 2017	2,063	↓
Quarter ending June 2017	2,152	↑
Quarter ending September 2017	2,170	→
Quarter ending December 2017	2,277	↑
Variance since December 2016	3.9%	↑



ACTIVITY

Cumulative percentage of contracted UDA delivered 2017 & 2018



Month	Adjusted Scheduled Activity (UDA)	
	2017	2018
April	152	152
May	1,889	1,392
June	2,590	2,158
July	3,543	3,235
August	4,686	3,742
September	4,707	4,141
October	5,464	5,105
November	6,175	5,807
December	7,127	6,639
January	7,518	
February	7,797	
March	7,822	
April	7,836	
May	7,929	
June	7,938	

QUALITY

	Quantity	Base Number	Contract	AT	Region	England
% of FP17s for the same patient ID Re-attending within 3 months - Children	5	217	2.3%	10.5%	11.6%	12.0%
% of FP17s for the same patient ID Re-attending within 3 months - Adults	203	1,756	11.6%	16.0%	16.7%	15.9%
% of FP17s for the same patient ID Re-attending between 3 & 9 months - Children	44	217	20.3%	42.9%	47.3%	58.0%
% of FP17s for the same patient ID Re-attending between 3 & 9 months - Adults	500	1,756	28.5%	35.8%	38.3%	50.5%
% of FP17s for Band 1 Urgent Courses	75	1,932	3.9%	10.8%	10.5%	9.0%
% of FP17s Relating to Free Repair or Replacements	2	1,932	0.1%	0.5%	0.6%	0.8%
% of FP17s Relating to Continuations	0	1,932	0.0%	0.7%	0.8%	1.1%
% of Patients satisfied with the dentistry they have received	1	1	N/A	88.9%	89.0%	91.5%
% of Patients satisfied with the time they had to wait for an appointment	1	1	N/A	81.7%	84.2%	87.9%

* This is based on patients treated on this contract for their most recent course of treatment. Figures in italics indicate the base number of FP17s or Patient Questionnaire responses are less than 100. N/A is shown where the base number of responses is less than 10 during the period. % is calculated as Quantity/Base number*100

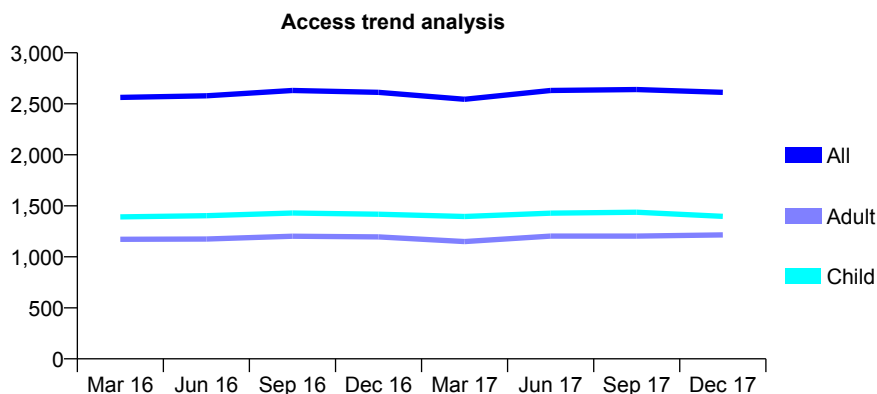
Q61 - Vital Signs At a Glance Contract Report for 905348/0003 - December 2017

Name or company name	MR HJ KANDLER
Contract type name	GDS Contract
Purpose of contract	General
Contract start date	01/04/2006
Contract end date	

17/18 Contracted general activity (UDA)	5,023
Carry forward general activity (UDA)	-100
17/18 Contracted orthodontic activity (UOA)	0
Carry forward orthodontic activity (UOA)	0
Baseline contract value	£120,523.86

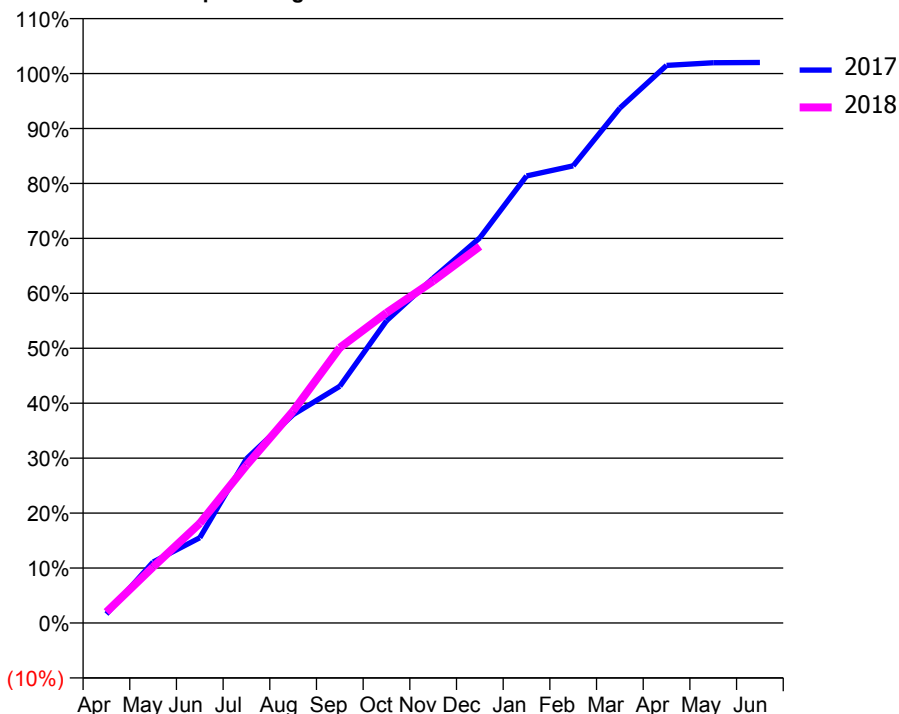
ACCESS*

Patients seen in 24 months	Total	Change since previous quarter
Quarter ending December 2016	2,612	
Quarter ending March 2017	2,545	↓
Quarter ending June 2017	2,631	↑
Quarter ending September 2017	2,640	→
Quarter ending December 2017	2,612	↓
Variance since December 2016	0.0%	→



ACTIVITY

Cumulative percentage of contracted UDA delivered 2017 & 2018



Month	Adjusted Scheduled Activity (UDA)	
	2017	2018
April	83	100
May	558	513
June	779	911
July	1,501	1,442
August	1,904	1,938
September	2,164	2,517
October	2,763	2,836
November	3,153	3,126
December	3,521	3,443
January	4,086	
February	4,180	
March	4,706	
April	5,097	
May	5,121	
June	5,124	

QUALITY

	Quantity	Base Number	Contract	AT	Region	England
% of FP17s for the same patient ID Re-attending within 3 months - Children	62	1,134	5.5%	10.5%	11.6%	12.0%
% of FP17s for the same patient ID Re-attending within 3 months - Adults	138	921	15.0%	16.0%	16.7%	15.9%
% of FP17s for the same patient ID Re-attending between 3 & 9 months - Children	514	1,134	45.3%	42.9%	47.3%	58.0%
% of FP17s for the same patient ID Re-attending between 3 & 9 months - Adults	271	921	29.4%	35.8%	38.3%	50.5%
% of FP17s for Band 1 Urgent Courses	218	1,783	12.2%	10.8%	10.5%	9.0%
% of FP17s Relating to Free Repair or Replacements	12	1,783	0.7%	0.5%	0.6%	0.8%
% of FP17s Relating to Continuations	2	1,783	0.1%	0.7%	0.8%	1.1%
% of Patients satisfied with the dentistry they have received	1	1	N/A	88.9%	89.0%	91.5%
% of Patients satisfied with the time they had to wait for an appointment	1	1	N/A	81.7%	84.2%	87.9%

* This is based on patients treated on this contract for their most recent course of treatment. Figures in italics indicate the base number of FP17s or Patient Questionnaire responses are less than 100. N/A is shown where the base number of responses is less than 10 during the period. % is calculated as Quantity/Base number*100

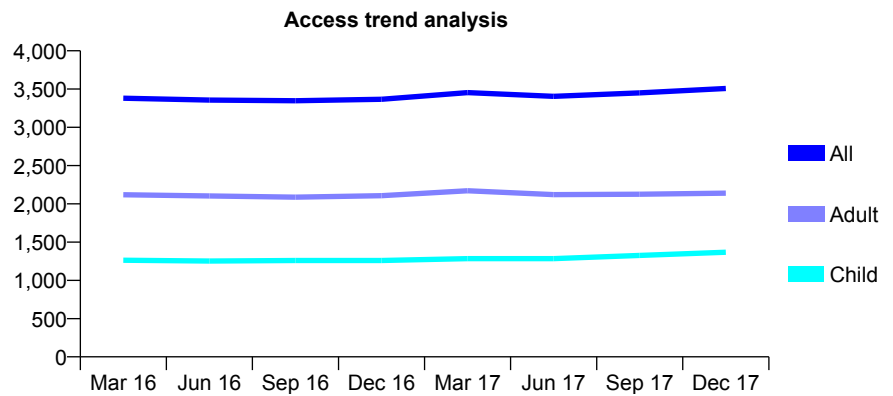
Q61 - Vital Signs At a Glance Contract Report for 906107/0001 - December 2017

Name or company name	MR HF KAPADIA
Contract type name	GDS Contract
Purpose of contract	General
Contract start date	01/04/2006
Contract end date	

17/18 Contracted general activity (UDA)	8,012
Carry forward general activity (UDA)	-147
17/18 Contracted orthodontic activity (UOA)	0
Carry forward orthodontic activity (UOA)	0
Baseline contract value	£245,126.02

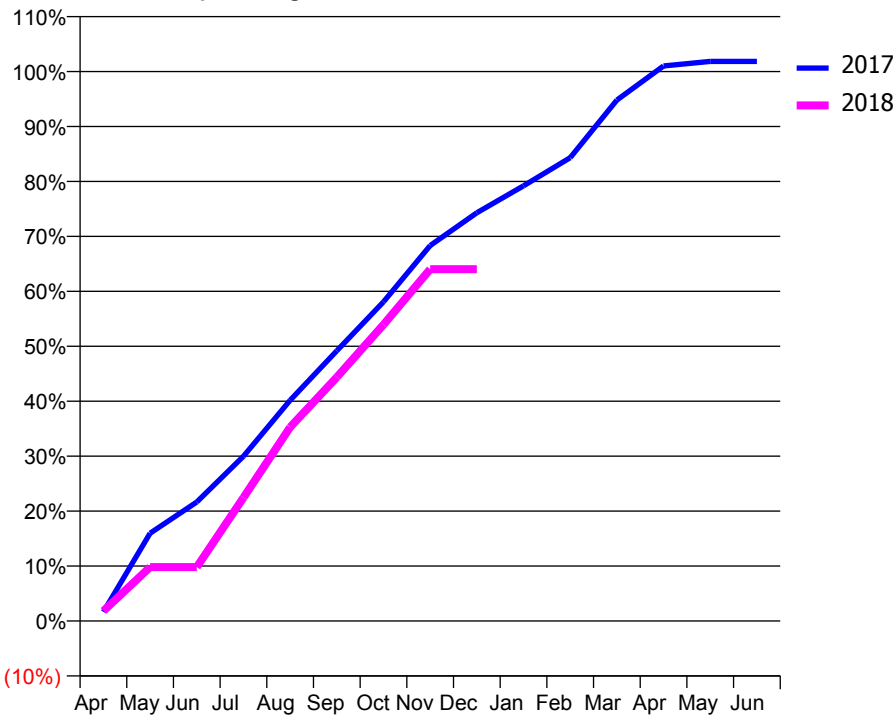
ACCESS*

Patients seen in 24 months	Total	Change since previous quarter
Quarter ending December 2016	3,367	
Quarter ending March 2017	3,454	↑
Quarter ending June 2017	3,404	↓
Quarter ending September 2017	3,450	→
Quarter ending December 2017	3,508	→
Variance since December 2016	4.2%	↑



ACTIVITY

Cumulative percentage of contracted UDA delivered 2017 & 2018



Month	Adjusted Scheduled Activity (UDA)	
	2017	2018
April	133	147
May	1,280	787
June	1,736	787
July	2,403	1,800
August	3,220	2,826
September	3,940	3,556
October	4,653	4,322
November	5,475	5,130
December	5,953	5,130
January	6,345	
February	6,756	
March	7,596	
April	8,092	
May	8,159	
June	8,159	

QUALITY

	Quantity	Base Number	Contract	AT	Region	England
% of FP17s for the same patient ID Re-attending within 3 months - Children	37	1,121	3.3%	10.5%	11.6%	12.0%
% of FP17s for the same patient ID Re-attending within 3 months - Adults	136	1,398	9.7%	16.0%	16.7%	15.9%
% of FP17s for the same patient ID Re-attending between 3 & 9 months - Children	504	1,121	45.0%	42.9%	47.3%	58.0%
% of FP17s for the same patient ID Re-attending between 3 & 9 months - Adults	501	1,398	35.8%	35.8%	38.3%	50.5%
% of FP17s for Band 1 Urgent Courses	242	2,002	12.1%	10.8%	10.5%	9.0%
% of FP17s Relating to Free Repair or Replacements	0	2,002	0.0%	0.5%	0.6%	0.8%
% of FP17s Relating to Continuations	1	2,002	0.0%	0.7%	0.8%	1.1%
% of Patients satisfied with the dentistry they have received	4	4	N/A	88.9%	89.0%	91.5%
% of Patients satisfied with the time they had to wait for an appointment	3	4	N/A	81.7%	84.2%	87.9%

* This is based on patients treated on this contract for their most recent course of treatment. Figures in italics indicate the base number of FP17s or Patient Questionnaire responses are less than 100. N/A is shown where the base number of responses is less than 10 during the period. % is calculated as Quantity/Base number*100

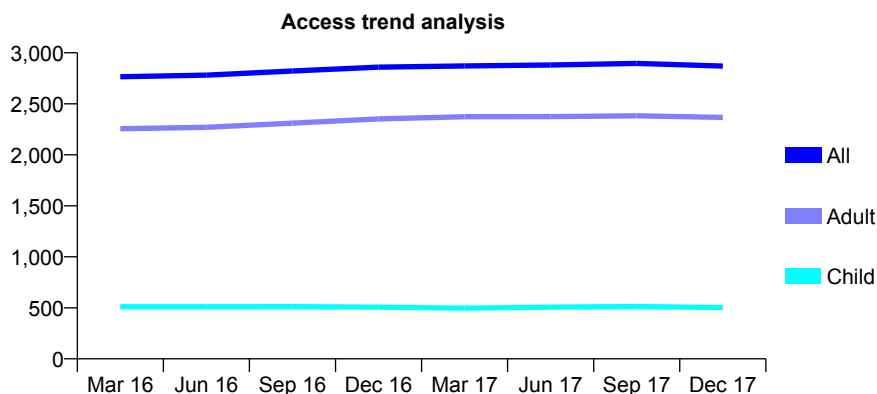
Q61 - Vital Signs At a Glance Contract Report for 906190/0001 - December 2017

Name or company name	MR BM ROSENBLUM
Contract type name	GDS Contract
Purpose of contract	General
Contract start date	01/04/2006
Contract end date	

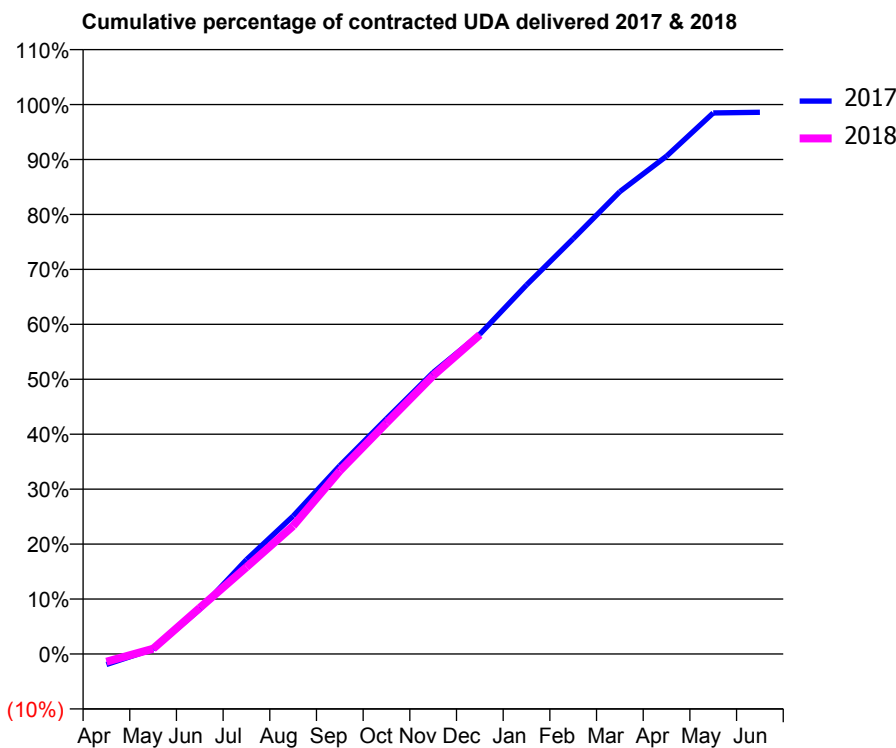
17/18 Contracted general activity (UDA)	7,781
Carry forward general activity (UDA)	110
17/18 Contracted orthodontic activity (UOA)	0
Carry forward orthodontic activity (UOA)	0
Baseline contract value	£283,810.29

ACCESS*

Patients seen in 24 months	Total	Change since previous quarter
Quarter ending December 2016	2,859	
Quarter ending March 2017	2,871	→
Quarter ending June 2017	2,881	→
Quarter ending September 2017	2,896	→
Quarter ending December 2017	2,870	→
Variance since December 2016	0.4%	→



ACTIVITY



Month	Adjusted Scheduled Activity (UDA)	
	2017	2018
April	-151	-110
May	69	75
June	634	655
July	1,335	1,231
August	1,954	1,813
September	2,668	2,594
October	3,332	3,272
November	3,987	3,941
December	4,529	4,519
January	5,225	
February	5,881	
March	6,547	
April	7,050	
May	7,661	
June	7,671	

QUALITY

	Quantity	Base Number	Contract	AT	Region	England
% of FP17s for the same patient ID Re-attending within 3 months - Children	21	392	5.4%	10.5%	11.6%	12.0%
% of FP17s for the same patient ID Re-attending within 3 months - Adults	287	1,969	14.6%	16.0%	16.7%	15.9%
% of FP17s for the same patient ID Re-attending between 3 & 9 months - Children	83	392	21.2%	42.9%	47.3%	58.0%
% of FP17s for the same patient ID Re-attending between 3 & 9 months - Adults	492	1,969	25.0%	35.8%	38.3%	50.5%
% of FP17s for Band 1 Urgent Courses	76	1,938	3.9%	10.8%	10.5%	9.0%
% of FP17s Relating to Free Repair or Replacements	25	1,938	1.3%	0.5%	0.6%	0.8%
% of FP17s Relating to Continuations	111	1,938	5.7%	0.7%	0.8%	1.1%
% of Patients satisfied with the dentistry they have received	3	3	N/A	88.9%	89.0%	91.5%
% of Patients satisfied with the time they had to wait for an appointment	3	3	N/A	81.7%	84.2%	87.9%

* This is based on patients treated on this contract for their most recent course of treatment. Figures in italics indicate the base number of FP17s or Patient Questionnaire responses are less than 100. N/A is shown where the base number of responses is less than 10 during the period. % is calculated as Quantity/Base number*100

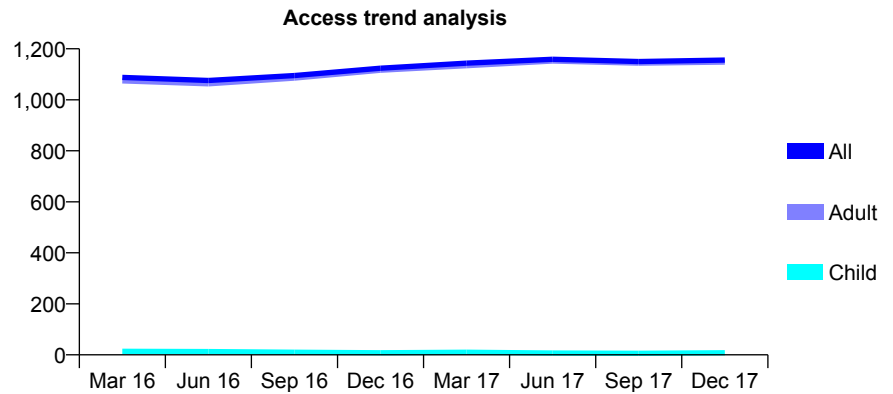
Q61 - Vital Signs At a Glance Contract Report for 906352/0001 - December 2017

Name or company name	MR HS REEL
Contract type name	GDS Contract
Purpose of contract	General
Contract start date	01/04/2006
Contract end date	

17/18 Contracted general activity (UDA)	5,297
Carry forward general activity (UDA)	-106
17/18 Contracted orthodontic activity (UOA)	0
Carry forward orthodontic activity (UOA)	0
Baseline contract value	£188,313.86

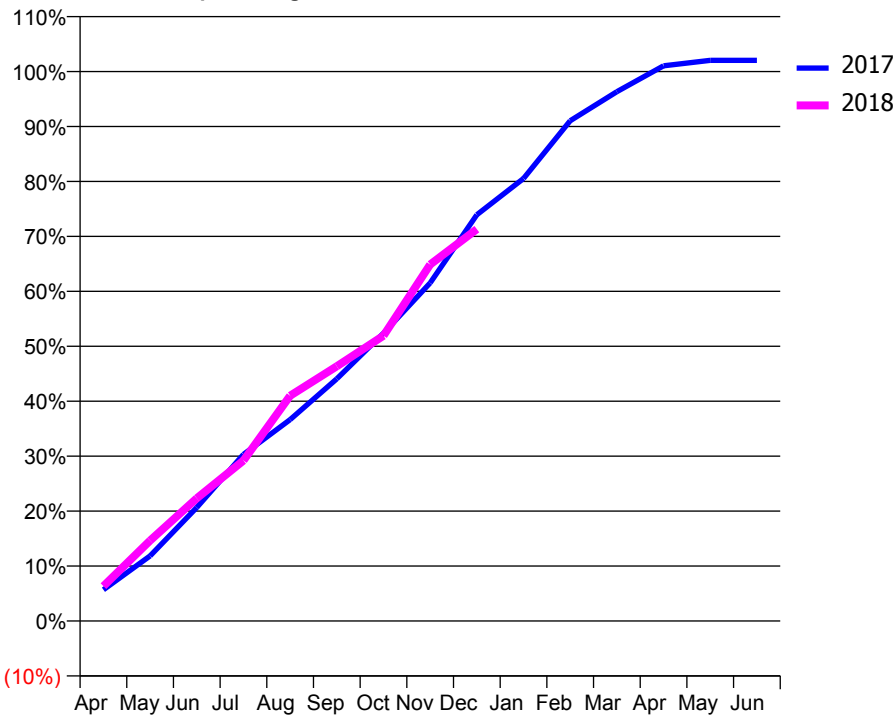
ACCESS*

Patients seen in 24 months	Total	Change since previous quarter
Quarter ending December 2016	1,124	
Quarter ending March 2017	1,144	→
Quarter ending June 2017	1,159	→
Quarter ending September 2017	1,150	→
Quarter ending December 2017	1,156	→
Variance since December 2016	2.8%	↑



ACTIVITY

Cumulative percentage of contracted UDA delivered 2017 & 2018



Month	Adjusted Scheduled Activity (UDA)	
	2017	2018
April	302	336
May	628	775
June	1,095	1,183
July	1,607	1,547
August	1,941	2,172
September	2,334	2,456
October	2,775	2,750
November	3,259	3,436
December	3,916	3,777
January	4,266	
February	4,822	
March	5,102	
April	5,352	
May	5,404	
June	5,405	

QUALITY

	Quantity	Base Number	Contract	AT	Region	England
% of FP17s for the same patient ID Re-attending within 3 months - Children	0	5	0.0%	10.5%	11.6%	12.0%
% of FP17s for the same patient ID Re-attending within 3 months - Adults	130	846	15.4%	16.0%	16.7%	15.9%
% of FP17s for the same patient ID Re-attending between 3 & 9 months - Children	0	5	0.0%	42.9%	47.3%	58.0%
% of FP17s for the same patient ID Re-attending between 3 & 9 months - Adults	192	846	22.7%	35.8%	38.3%	50.5%
% of FP17s for Band 1 Urgent Courses	124	752	16.5%	10.8%	10.5%	9.0%
% of FP17s Relating to Free Repair or Replacements	1	752	0.1%	0.5%	0.6%	0.8%
% of FP17s Relating to Continuations	6	752	0.8%	0.7%	0.8%	1.1%
% of Patients satisfied with the dentistry they have received	3	3	N/A	88.9%	89.0%	91.5%
% of Patients satisfied with the time they had to wait for an appointment	3	3	N/A	81.7%	84.2%	87.9%

* This is based on patients treated on this contract for their most recent course of treatment. Figures in italics indicate the base number of FP17s or Patient Questionnaire responses are less than 100. N/A is shown where the base number of responses is less than 10 during the period. % is calculated as Quantity/Base number*100

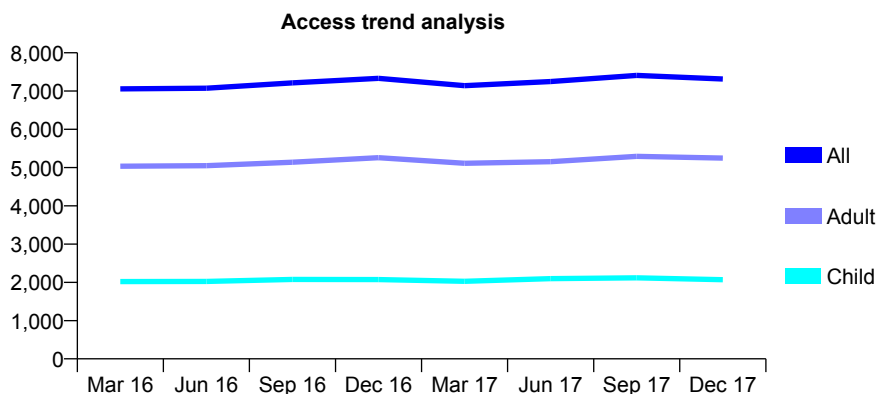
Q61 - Vital Signs At a Glance Contract Report for 907553/0001 - December 2017

Name or company name	MR AS SHAH
Contract type name	GDS Contract
Purpose of contract	General
Contract start date	01/04/2006
Contract end date	

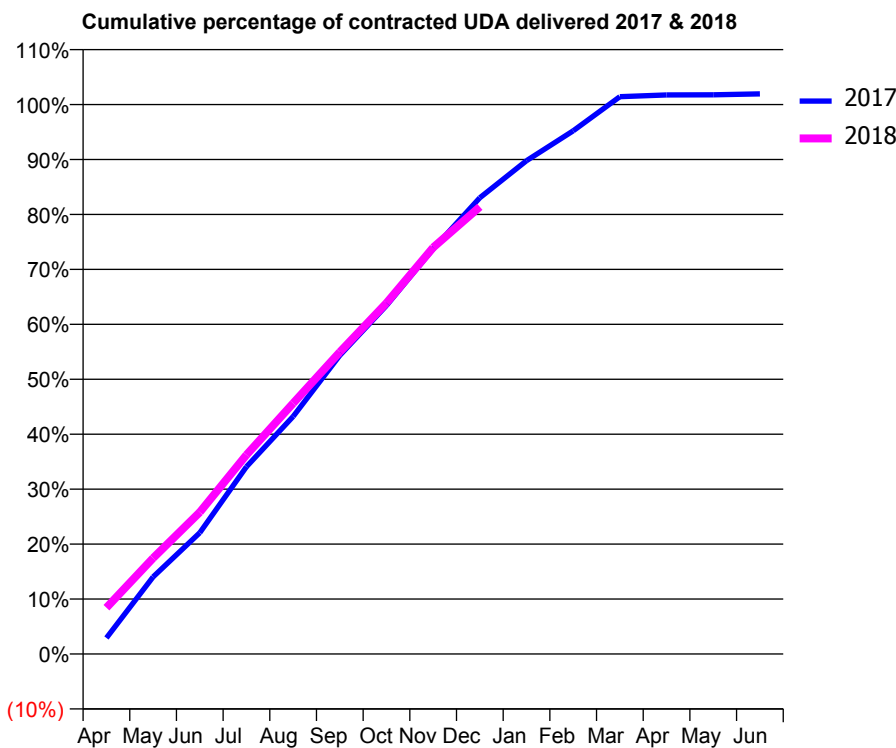
17/18 Contracted general activity (UDA)	21,077
Carry forward general activity (UDA)	-410
17/18 Contracted orthodontic activity (UOA)	0
Carry forward orthodontic activity (UOA)	0
Baseline contract value	£755,838.69

ACCESS*

Patients seen in 24 months	Total	Change since previous quarter
Quarter ending December 2016	7,332	
Quarter ending March 2017	7,139	↓
Quarter ending June 2017	7,250	→
Quarter ending September 2017	7,410	↑
Quarter ending December 2017	7,316	↓
Variance since December 2016	(0.2%)	→



ACTIVITY



Month	Adjusted Scheduled Activity (UDA)	
	2017	2018
April	614	1,779
May	2,957	3,678
June	4,654	5,437
July	7,186	7,640
August	9,110	9,617
September	11,456	11,582
October	13,370	13,465
November	15,543	15,594
December	17,502	17,153
January	18,923	
February	20,066	
March	21,376	
April	21,443	
May	21,447	
June	21,487	

QUALITY

	Quantity	Base Number	Contract	AT	Region	England
% of FP17s for the same patient ID Re-attending within 3 months - Children	216	1,659	13.0%	10.5%	11.6%	12.0%
% of FP17s for the same patient ID Re-attending within 3 months - Adults	790	4,150	19.0%	16.0%	16.7%	15.9%
% of FP17s for the same patient ID Re-attending between 3 & 9 months - Children	395	1,659	23.8%	42.9%	47.3%	58.0%
% of FP17s for the same patient ID Re-attending between 3 & 9 months - Adults	1,072	4,150	25.8%	35.8%	38.3%	50.5%
% of FP17s for Band 1 Urgent Courses	1,064	5,746	18.5%	10.8%	10.5%	9.0%
% of FP17s Relating to Free Repair or Replacements	25	5,746	0.4%	0.5%	0.6%	0.8%
% of FP17s Relating to Continuations	26	5,746	0.5%	0.7%	0.8%	1.1%
% of Patients satisfied with the dentistry they have received	12	13	92.3%	88.9%	89.0%	91.5%
% of Patients satisfied with the time they had to wait for an appointment	10	13	76.9%	81.7%	84.2%	87.9%

* This is based on patients treated on this contract for their most recent course of treatment. Figures in italics indicate the base number of FP17s or Patient Questionnaire responses are less than 100. N/A is shown where the base number of responses is less than 10 during the period. % is calculated as Quantity/Base number*100

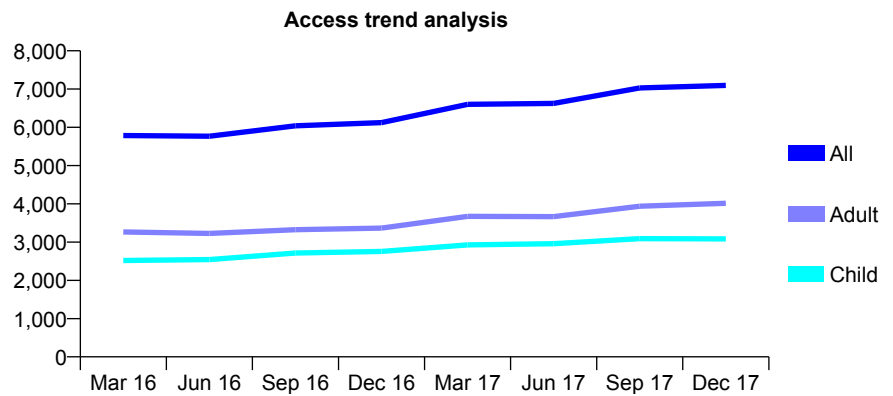
Q61 - Vital Signs At a Glance Contract Report for 907901/0007 - December 2017

Name or company name	MR GK MALHOTRA
Contract type name	GDS Contract
Purpose of contract	General
Contract start date	01/04/2006
Contract end date	

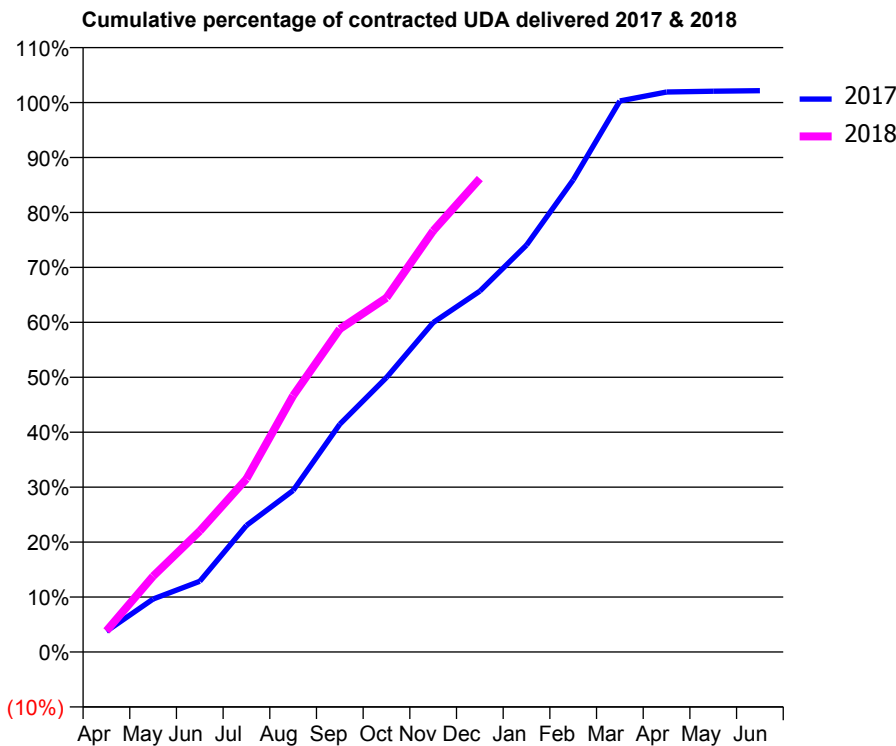
17/18 Contracted general activity (UDA)	18,691
Carry forward general activity (UDA)	-374
17/18 Contracted orthodontic activity (UOA)	0
Carry forward orthodontic activity (UOA)	0
Baseline contract value	£542,838.89

ACCESS*

Patients seen in 24 months	Total	Change since previous quarter
Quarter ending December 2016	6,122	
Quarter ending March 2017	6,599	↑
Quarter ending June 2017	6,625	→
Quarter ending September 2017	7,028	↑
Quarter ending December 2017	7,097	→
Variance since December 2016	15.9%	↑



ACTIVITY



Month	Adjusted Scheduled Activity (UDA)	
	2017	2018
April	705	720
May	1,802	2,578
June	2,408	4,116
July	4,308	5,891
August	5,497	8,720
September	7,751	10,986
October	9,338	12,049
November	11,206	14,324
December	12,274	16,103
January	13,840	
February	16,057	
March	18,746	
April	19,047	
May	19,073	
June	19,091	

QUALITY

	Quantity	Base Number	Contract	AT	Region	England
% of FP17s for the same patient ID Re-attending within 3 months - Children	168	2,503	6.7%	10.5%	11.6%	12.0%
% of FP17s for the same patient ID Re-attending within 3 months - Adults	298	3,095	9.6%	16.0%	16.7%	15.9%
% of FP17s for the same patient ID Re-attending between 3 & 9 months - Children	896	2,503	35.8%	42.9%	47.3%	58.0%
% of FP17s for the same patient ID Re-attending between 3 & 9 months - Adults	931	3,095	30.1%	35.8%	38.3%	50.5%
% of FP17s for Band 1 Urgent Courses	192	5,442	3.5%	10.8%	10.5%	9.0%
% of FP17s Relating to Free Repair or Replacements	10	5,442	0.2%	0.5%	0.6%	0.8%
% of FP17s Relating to Continuations	49	5,442	0.9%	0.7%	0.8%	1.1%
% of Patients satisfied with the dentistry they have received	4	5	N/A	88.9%	89.0%	91.5%
% of Patients satisfied with the time they had to wait for an appointment	4	5	N/A	81.7%	84.2%	87.9%

* This is based on patients treated on this contract for their most recent course of treatment. Figures in italics indicate the base number of FP17s or Patient Questionnaire responses are less than 100. N/A is shown where the base number of responses is less than 10 during the period. % is calculated as Quantity/Base number*100

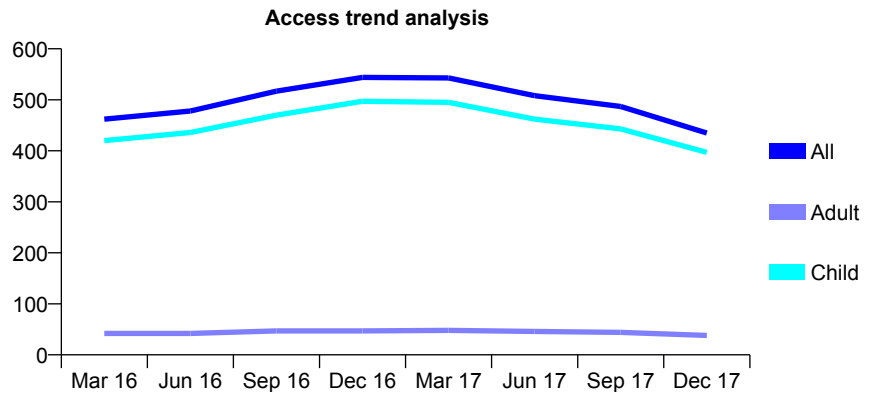
Q61 - Vital Signs At a Glance Contract Report for 910716/0001 - December 2017

Name or company name	MR JS BLISS
Contract type name	GDS Contract
Purpose of contract	General
Contract start date	01/04/2006
Contract end date	

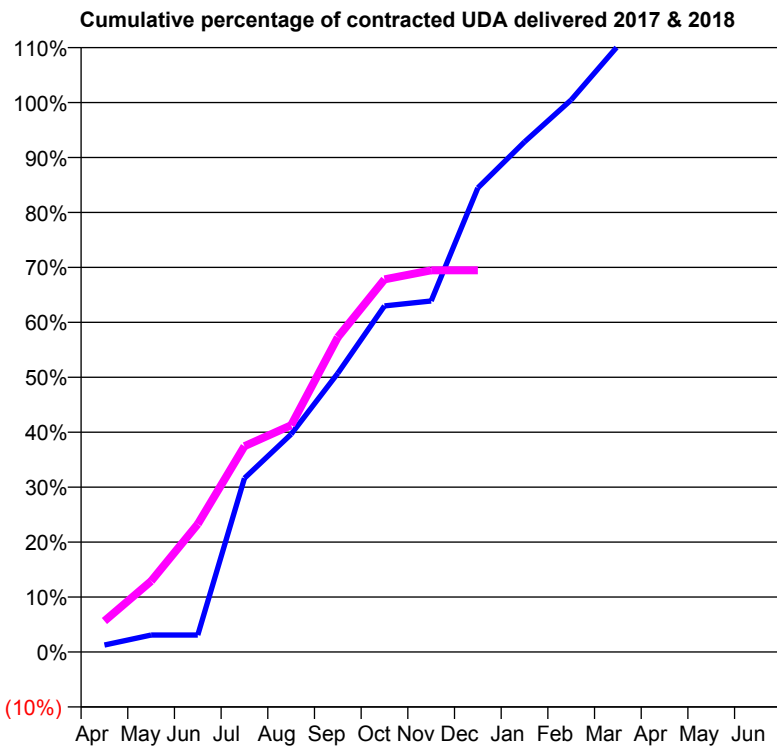
17/18 Contracted general activity (UDA)	550
Carry forward general activity (UDA)	-11
17/18 Contracted orthodontic activity (UOA)	0
Carry forward orthodontic activity (UOA)	0
Baseline contract value	£13,495.26

ACCESS*

Patients seen in 24 months	Total	Change since previous quarter
Quarter ending December 2016	544	
Quarter ending March 2017	543	→
Quarter ending June 2017	508	↓
Quarter ending September 2017	487	↓
Quarter ending December 2017	435	↓
Variance since December 2016	(20.0%)	↓



ACTIVITY



Month	Adjusted Scheduled Activity (UDA)	
	2017	2018
April	7	31
May	17	71
June	17	128
July	174	206
August	218	227
September	279	315
October	346	373
November	351	382
December	465	382
January	511	
February	553	
March	607	
April	635	
May	639	
June	639	

QUALITY

	Quantity	Base Number	Contract	AT	Region	England
% of FP17s for the same patient ID Re-attending within 3 months - Children	16	276	5.8%	10.5%	11.6%	12.0%
% of FP17s for the same patient ID Re-attending within 3 months - Adults	0	6	0.0%	16.0%	16.7%	15.9%
% of FP17s for the same patient ID Re-attending between 3 & 9 months - Children	82	276	29.7%	42.9%	47.3%	58.0%
% of FP17s for the same patient ID Re-attending between 3 & 9 months - Adults	2	6	33.3%	35.8%	38.3%	50.5%
% of FP17s for Band 1 Urgent Courses	0	261	0.0%	10.8%	10.5%	9.0%
% of FP17s Relating to Free Repair or Replacements	0	261	0.0%	0.5%	0.6%	0.8%
% of FP17s Relating to Continuations	0	261	0.0%	0.7%	0.8%	1.1%
% of Patients satisfied with the dentistry they have received	3	3	N/A	88.9%	89.0%	91.5%
% of Patients satisfied with the time they had to wait for an appointment	3	3	N/A	81.7%	84.2%	87.9%

* This is based on patients treated on this contract for their most recent course of treatment. Figures in italics indicate the base number of FP17s or Patient Questionnaire responses are less than 100. N/A is shown where the base number of responses is less than 10 during the period. % is calculated as Quantity/Base number*100

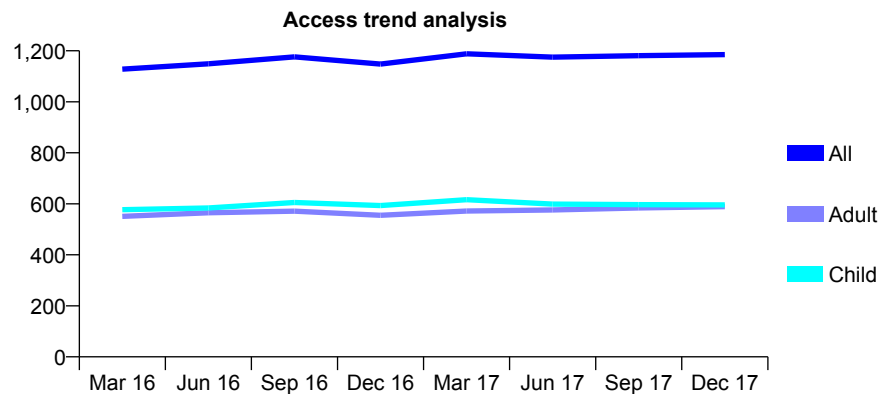
Q61 - Vital Signs At a Glance Contract Report for 912085/0001 - December 2017

Name or company name	MR MP BASS
Contract type name	GDS Contract
Purpose of contract	General
Contract start date	01/04/2006
Contract end date	

17/18 Contracted general activity (UDA)	2,738
Carry forward general activity (UDA)	79
17/18 Contracted orthodontic activity (UOA)	0
Carry forward orthodontic activity (UOA)	0
Baseline contract value	£60,177.95

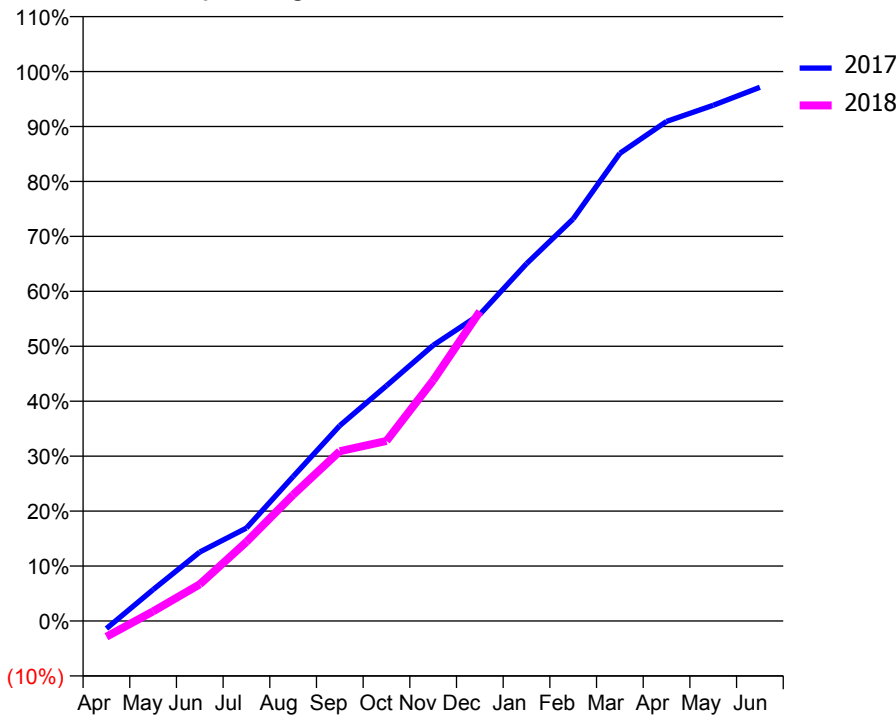
ACCESS*

Patients seen in 24 months	Total	Change since previous quarter
Quarter ending December 2016	1,148	
Quarter ending March 2017	1,188	↑
Quarter ending June 2017	1,175	↓
Quarter ending September 2017	1,181	→
Quarter ending December 2017	1,185	→
Variance since December 2016	3.2%	↑



ACTIVITY

Cumulative percentage of contracted UDA delivered 2017 & 2018



Month	Adjusted Scheduled Activity (UDA)	
	2017	2018
April	-38	-79
May	157	48
June	344	183
July	463	395
August	720	629
September	973	846
October	1,173	897
November	1,374	1,199
December	1,528	1,543
January	1,781	
February	2,004	
March	2,331	
April	2,489	
May	2,570	
June	2,659	

QUALITY

	Quantity	Base Number	Contract	AT	Region	England
% of FP17s for the same patient ID Re-attending within 3 months - Children	54	456	11.8%	10.5%	11.6%	12.0%
% of FP17s for the same patient ID Re-attending within 3 months - Adults	114	463	24.6%	16.0%	16.7%	15.9%
% of FP17s for the same patient ID Re-attending between 3 & 9 months - Children	149	456	32.7%	42.9%	47.3%	58.0%
% of FP17s for the same patient ID Re-attending between 3 & 9 months - Adults	153	463	33.0%	35.8%	38.3%	50.5%
% of FP17s for Band 1 Urgent Courses	52	785	6.6%	10.8%	10.5%	9.0%
% of FP17s Relating to Free Repair or Replacements	18	785	2.3%	0.5%	0.6%	0.8%
% of FP17s Relating to Continuations	0	785	0.0%	0.7%	0.8%	1.1%
% of Patients satisfied with the dentistry they have received	0	0	N/A	88.9%	89.0%	91.5%
% of Patients satisfied with the time they had to wait for an appointment	0	0	N/A	81.7%	84.2%	87.9%

* This is based on patients treated on this contract for their most recent course of treatment. Figures in italics indicate the base number of FP17s or Patient Questionnaire responses are less than 100. N/A is shown where the base number of responses is less than 10 during the period. % is calculated as Quantity/Base number*100

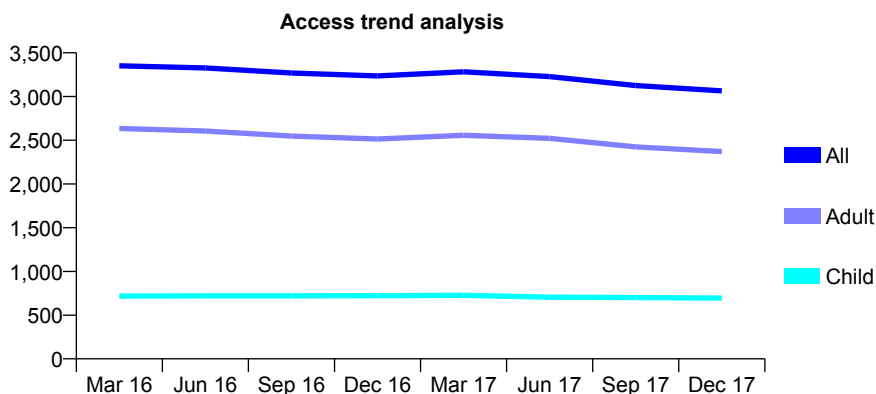
Q61 - Vital Signs At a Glance Contract Report for 912468/0001 - December 2017

Name or company name	MR KN FALEKKOS
Contract type name	GDS Contract
Purpose of contract	General
Contract start date	01/04/2006
Contract end date	

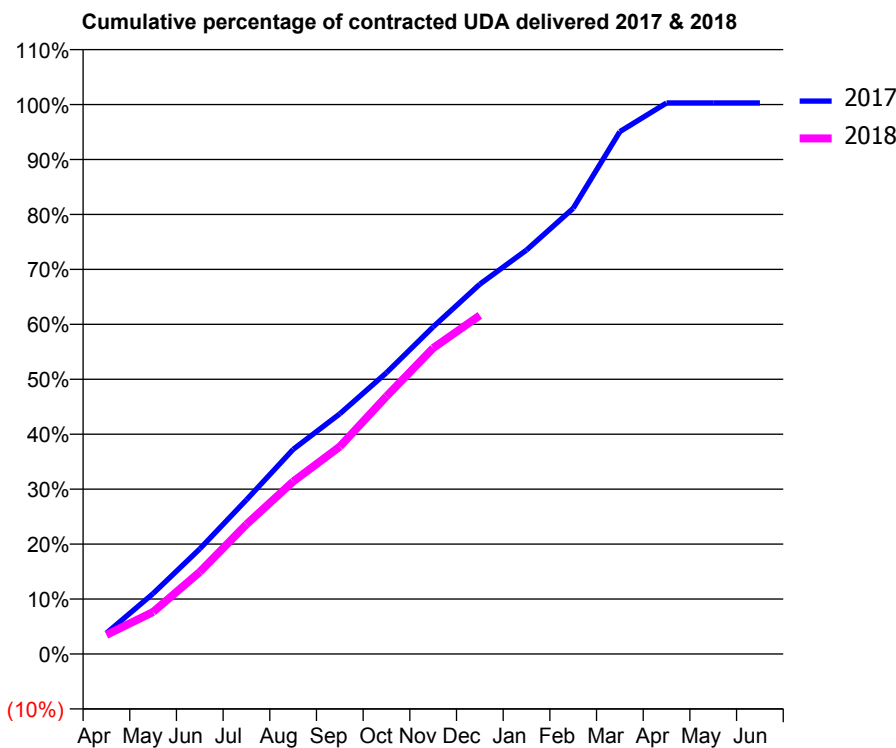
17/18 Contracted general activity (UDA)	8,701
Carry forward general activity (UDA)	-26
17/18 Contracted orthodontic activity (UOA)	0
Carry forward orthodontic activity (UOA)	0
Baseline contract value	£239,131.19

ACCESS*

Patients seen in 24 months	Total	Change since previous quarter
Quarter ending December 2016	3,236	
Quarter ending March 2017	3,283	→
Quarter ending June 2017	3,228	↓
Quarter ending September 2017	3,125	↓
Quarter ending December 2017	3,065	↓
Variance since December 2016	(5.3%)	↓



ACTIVITY



Month	Adjusted Scheduled Activity (UDA)	
	2017	2018
April	331	303
May	958	665
June	1,666	1,300
July	2,442	2,053
August	3,239	2,732
September	3,805	3,284
October	4,454	4,081
November	5,180	4,845
December	5,856	5,362
January	6,396	
February	7,057	
March	8,271	
April	8,725	
May	8,726	
June	8,727	

QUALITY

	Quantity	Base Number	Contract	AT	Region	England
% of FP17s for the same patient ID Re-attending within 3 months - Children	30	651	4.6%	10.5%	11.6%	12.0%
% of FP17s for the same patient ID Re-attending within 3 months - Adults	197	1,870	10.5%	16.0%	16.7%	15.9%
% of FP17s for the same patient ID Re-attending between 3 & 9 months - Children	355	651	54.5%	42.9%	47.3%	58.0%
% of FP17s for the same patient ID Re-attending between 3 & 9 months - Adults	902	1,870	48.2%	35.8%	38.3%	50.5%
% of FP17s for Band 1 Urgent Courses	214	2,381	9.0%	10.8%	10.5%	9.0%
% of FP17s Relating to Free Repair or Replacements	6	2,381	0.3%	0.5%	0.6%	0.8%
% of FP17s Relating to Continuations	3	2,381	0.1%	0.7%	0.8%	1.1%
% of Patients satisfied with the dentistry they have received	0	0	N/A	88.9%	89.0%	91.5%
% of Patients satisfied with the time they had to wait for an appointment	0	0	N/A	81.7%	84.2%	87.9%

* This is based on patients treated on this contract for their most recent course of treatment. Figures in italics indicate the base number of FP17s or Patient Questionnaire responses are less than 100. N/A is shown where the base number of responses is less than 10 during the period. % is calculated as Quantity/Base number*100

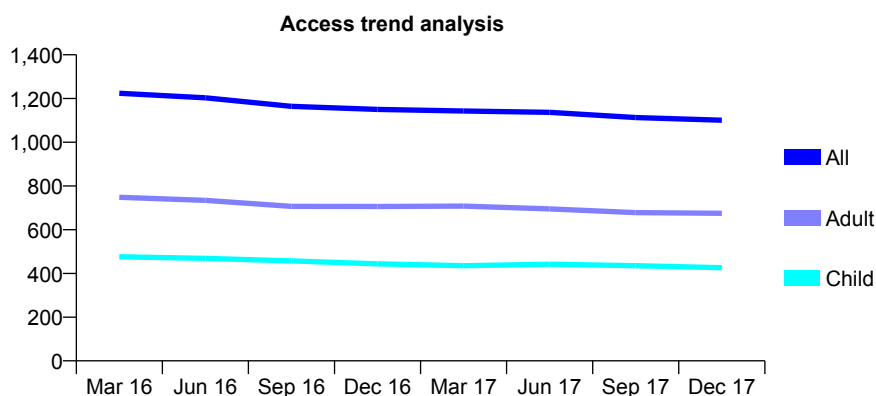
Q61 - Vital Signs At a Glance Contract Report for 914681/0001 - December 2017

Name or company name	MR VK SETHI
Contract type name	GDS Contract
Purpose of contract	General
Contract start date	01/04/2006
Contract end date	

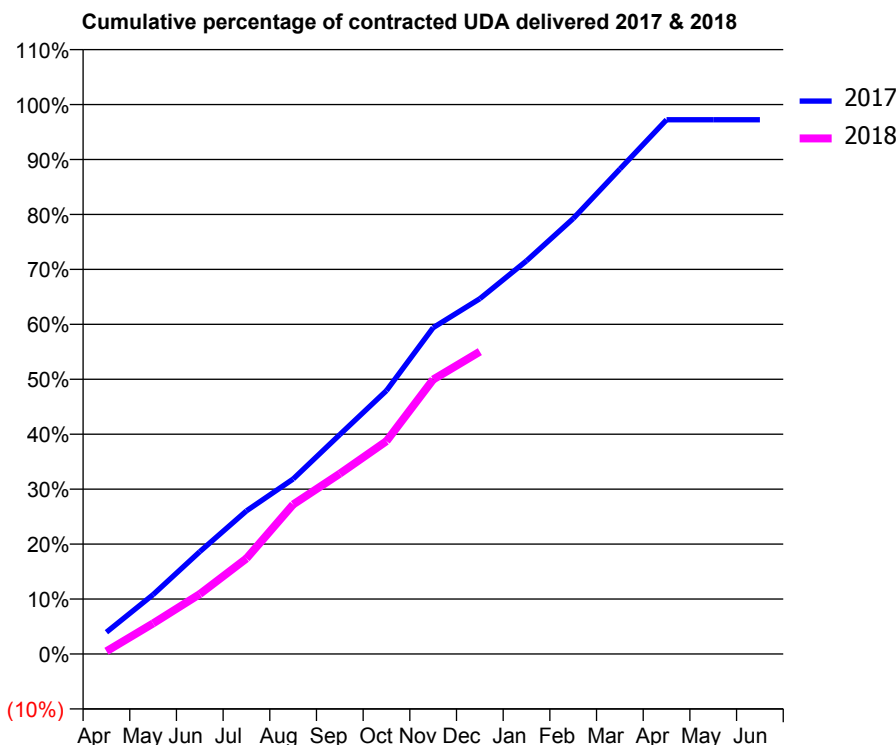
17/18 Contracted general activity (UDA)	4,926
Carry forward general activity (UDA)	137
17/18 Contracted orthodontic activity (UOA)	0
Carry forward orthodontic activity (UOA)	0
Baseline contract value	£171,693.45

ACCESS*

Patients seen in 24 months	Total	Change since previous quarter
Quarter ending December 2016	1,150	
Quarter ending March 2017	1,143	→
Quarter ending June 2017	1,137	→
Quarter ending September 2017	1,113	↓
Quarter ending December 2017	1,101	↓
Variance since December 2016	(4.3%)	↓



ACTIVITY



Month	Adjusted Scheduled Activity (UDA)	
	2017	2018
April	195	25
May	532	274
June	917	537
July	1,284	856
August	1,569	1,341
September	1,967	1,616
October	2,362	1,908
November	2,925	2,461
December	3,185	2,710
January	3,525	
February	3,903	
March	4,347	
April	4,789	
May	4,789	
June	4,789	

QUALITY

	Quantity	Base Number	Contract	AT	Region	England
% of FP17s for the same patient ID Re-attending within 3 months - Children	46	542	8.5%	10.5%	11.6%	12.0%
% of FP17s for the same patient ID Re-attending within 3 months - Adults	102	652	15.6%	16.0%	16.7%	15.9%
% of FP17s for the same patient ID Re-attending between 3 & 9 months - Children	347	542	64.0%	42.9%	47.3%	58.0%
% of FP17s for the same patient ID Re-attending between 3 & 9 months - Adults	371	652	56.9%	35.8%	38.3%	50.5%
% of FP17s for Band 1 Urgent Courses	81	1,089	7.4%	10.8%	10.5%	9.0%
% of FP17s Relating to Free Repair or Replacements	0	1,089	0.0%	0.5%	0.6%	0.8%
% of FP17s Relating to Continuations	6	1,089	0.6%	0.7%	0.8%	1.1%
% of Patients satisfied with the dentistry they have received	1	1	N/A	88.9%	89.0%	91.5%
% of Patients satisfied with the time they had to wait for an appointment	1	1	N/A	81.7%	84.2%	87.9%

* This is based on patients treated on this contract for their most recent course of treatment. Figures in italics indicate the base number of FP17s or Patient Questionnaire responses are less than 100. N/A is shown where the base number of responses is less than 10 during the period. % is calculated as Quantity/Base number*100

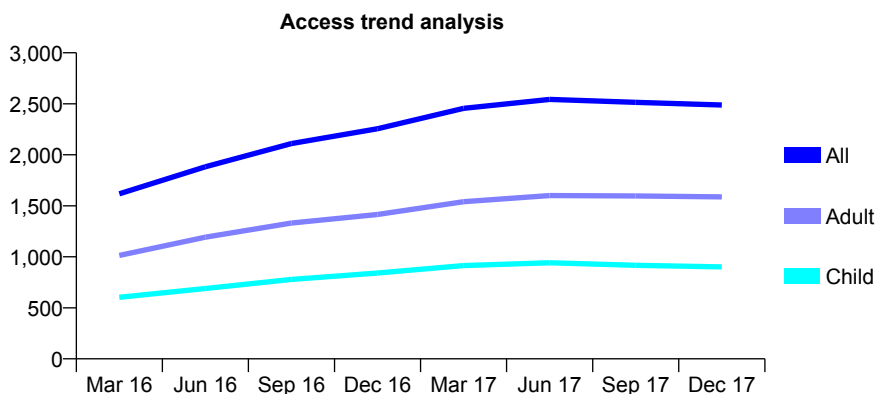
Q61 - Vital Signs At a Glance Contract Report for 916358/0002 - December 2017

Name or company name	MR PD CLESHAM
Contract type name	GDS Contract
Purpose of contract	General
Contract start date	01/05/2015
Contract end date	

17/18 Contracted general activity (UDA)	7,986
Carry forward general activity (UDA)	0
17/18 Contracted orthodontic activity (UOA)	0
Carry forward orthodontic activity (UOA)	0
Baseline contract value	£220,375.51

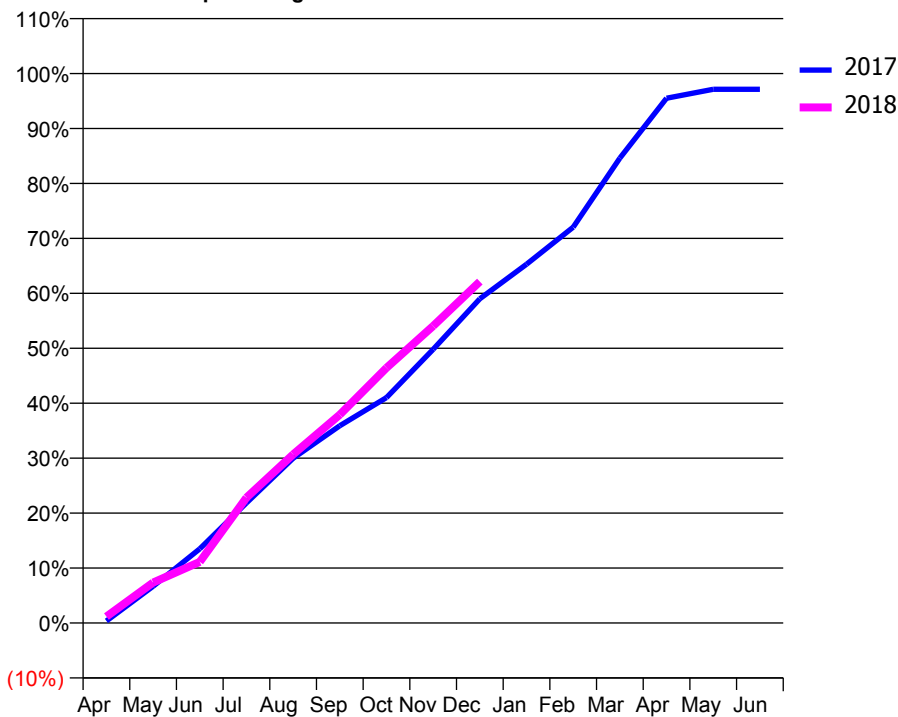
ACCESS*

Patients seen in 24 months	Total	Change since previous quarter
Quarter ending December 2016	2,256	
Quarter ending March 2017	2,456	↑
Quarter ending June 2017	2,543	↑
Quarter ending September 2017	2,514	↓
Quarter ending December 2017	2,488	↓
Variance since December 2016	10.3%	↑



ACTIVITY

Cumulative percentage of contracted UDA delivered 2017 & 2018



Month	Adjusted Scheduled Activity (UDA)	
	2017	2018
April	31	94
May	534	589
June	1,078	889
July	1,745	1,822
August	2,394	2,451
September	2,868	3,028
October	3,277	3,708
November	3,977	4,317
December	4,711	4,961
January	5,213	
February	5,753	
March	6,757	
April	7,626	
May	7,756	
June	7,756	

QUALITY

	Quantity	Base Number	Contract	AT	Region	England
% of FP17s for the same patient ID Re-attending within 3 months - Children	48	699	6.9%	10.5%	11.6%	12.0%
% of FP17s for the same patient ID Re-attending within 3 months - Adults	162	1,223	13.2%	16.0%	16.7%	15.9%
% of FP17s for the same patient ID Re-attending between 3 & 9 months - Children	200	699	28.6%	42.9%	47.3%	58.0%
% of FP17s for the same patient ID Re-attending between 3 & 9 months - Adults	398	1,223	32.5%	35.8%	38.3%	50.5%
% of FP17s for Band 1 Urgent Courses	136	1,691	8.0%	10.8%	10.5%	9.0%
% of FP17s Relating to Free Repair or Replacements	2	1,691	0.1%	0.5%	0.6%	0.8%
% of FP17s Relating to Continuations	4	1,691	0.2%	0.7%	0.8%	1.1%
% of Patients satisfied with the dentistry they have received	0	0	N/A	88.9%	89.0%	91.5%
% of Patients satisfied with the time they had to wait for an appointment	0	0	N/A	81.7%	84.2%	87.9%

* This is based on patients treated on this contract for their most recent course of treatment. Figures in italics indicate the base number of FP17s or Patient Questionnaire responses are less than 100. N/A is shown where the base number of responses is less than 10 during the period. % is calculated as Quantity/Base number*100

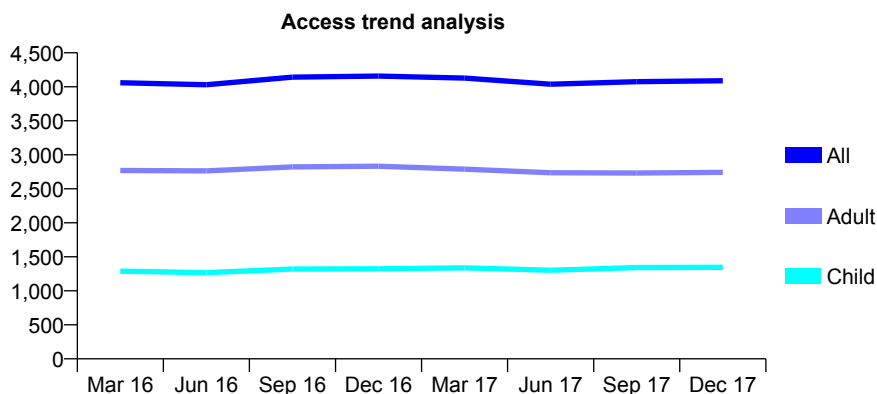
Q61 - Vital Signs At a Glance Contract Report for 917079/0001 - December 2017

Name or company name	MRS A LEE
Contract type name	GDS Contract
Purpose of contract	General and Orthodontic
Contract start date	01/04/2006
Contract end date	

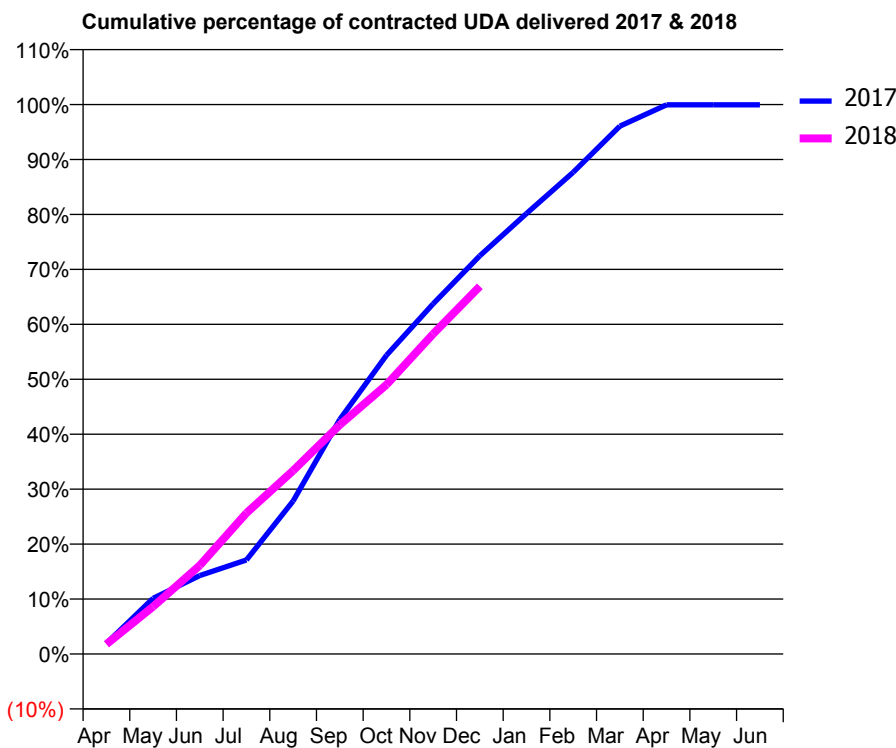
17/18 Contracted general activity (UDA)	9,302
Carry forward general activity (UDA)	6
17/18 Contracted orthodontic activity (UOA)	1,419
Carry forward orthodontic activity (UOA)	14
Baseline contract value	£382,955.38

ACCESS*

Patients seen in 24 months	Total	Change since previous quarter
Quarter ending December 2016	4,157	
Quarter ending March 2017	4,129	→
Quarter ending June 2017	4,039	↓
Quarter ending September 2017	4,075	→
Quarter ending December 2017	4,089	→
Variance since December 2016	(1.6%)	↓



ACTIVITY



Month	Adjusted Scheduled Activity (UDA)	
	2017	2018
April	183	165
May	943	802
June	1,328	1,500
July	1,593	2,388
August	2,591	3,104
September	3,971	3,880
October	5,056	4,558
November	5,929	5,420
December	6,742	6,225
January	7,457	
February	8,154	
March	8,937	
April	9,296	
May	9,296	
June	9,296	

QUALITY

	Quantity	Base Number	Contract	AT	Region	England
% of FP17s for the same patient ID Re-attending within 3 months - Children	106	1,206	8.8%	10.5%	11.6%	12.0%
% of FP17s for the same patient ID Re-attending within 3 months - Adults	235	1,962	12.0%	16.0%	16.7%	15.9%
% of FP17s for the same patient ID Re-attending between 3 & 9 months - Children	404	1,206	33.5%	42.9%	47.3%	58.0%
% of FP17s for the same patient ID Re-attending between 3 & 9 months - Adults	606	1,962	30.9%	35.8%	38.3%	50.5%
% of FP17s for Band 1 Urgent Courses	129	2,869	4.5%	10.8%	10.5%	9.0%
% of FP17s Relating to Free Repair or Replacements	28	2,869	1.0%	0.5%	0.6%	0.8%
% of FP17s Relating to Continuations	25	2,869	0.9%	0.7%	0.8%	1.1%
% of Patients satisfied with the dentistry they have received	6	6	N/A	88.9%	89.0%	91.5%
% of Patients satisfied with the time they had to wait for an appointment	5	6	N/A	81.7%	84.2%	87.9%

* This is based on patients treated on this contract for their most recent course of treatment. Figures in italics indicate the base number of FP17s or Patient Questionnaire responses are less than 100. N/A is shown where the base number of responses is less than 10 during the period. % is calculated as Quantity/Base number*100

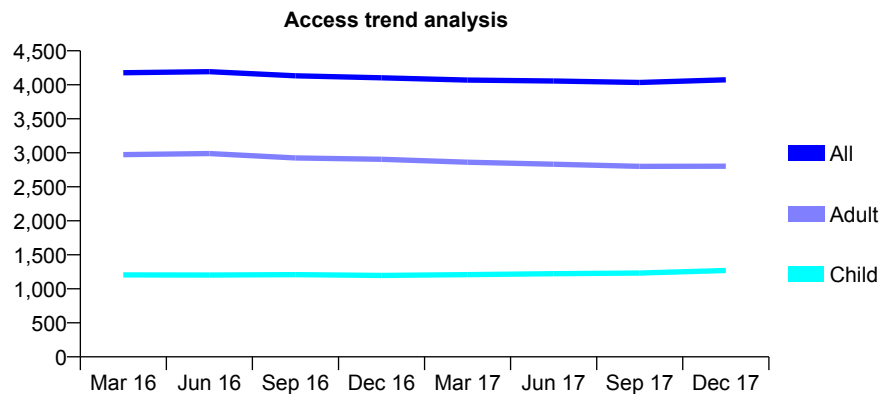
Q61 - Vital Signs At a Glance Contract Report for 918393/0001 - December 2017

Name or company name	MISS SV SMALL
Contract type name	GDS Contract
Purpose of contract	General
Contract start date	01/04/2006
Contract end date	

17/18 Contracted general activity (UDA)	9,569
Carry forward general activity (UDA)	-191
17/18 Contracted orthodontic activity (UOA)	0
Carry forward orthodontic activity (UOA)	0
Baseline contract value	£272,208.67

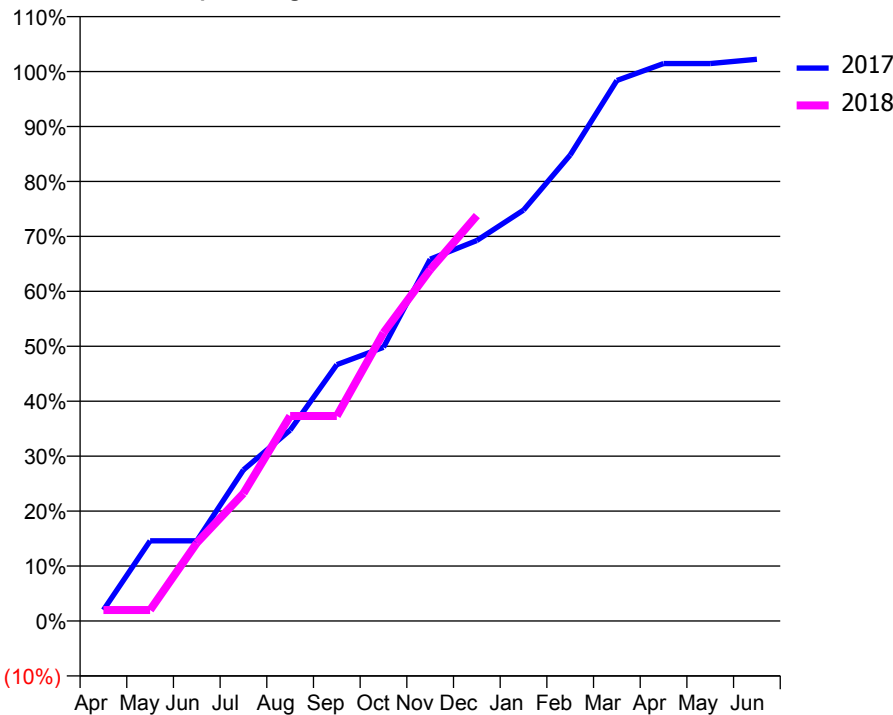
ACCESS*

Patients seen in 24 months	Total	Change since previous quarter
Quarter ending December 2016	4,102	
Quarter ending March 2017	4,070	→
Quarter ending June 2017	4,055	→
Quarter ending September 2017	4,034	→
Quarter ending December 2017	4,073	→
Variance since December 2016	(0.7%)	→



ACTIVITY

Cumulative percentage of contracted UDA delivered 2017 & 2018



Month	Adjusted Scheduled Activity (UDA)	
	2017	2018
April	191	191
May	1,397	191
June	1,397	1,360
July	2,631	2,224
August	3,325	3,569
September	4,463	3,569
October	4,765	5,020
November	6,301	6,118
December	6,626	7,060
January	7,157	
February	8,114	
March	9,413	
April	9,708	
May	9,708	
June	9,782	

QUALITY

	Quantity	Base Number	Contract	AT	Region	England
% of FP17s for the same patient ID Re-attending within 3 months - Children	124	1,419	8.7%	10.5%	11.6%	12.0%
% of FP17s for the same patient ID Re-attending within 3 months - Adults	410	2,636	15.6%	16.0%	16.7%	15.9%
% of FP17s for the same patient ID Re-attending between 3 & 9 months - Children	825	1,419	58.1%	42.9%	47.3%	58.0%
% of FP17s for the same patient ID Re-attending between 3 & 9 months - Adults	1,376	2,636	52.2%	35.8%	38.3%	50.5%
% of FP17s for Band 1 Urgent Courses	413	3,641	11.3%	10.8%	10.5%	9.0%
% of FP17s Relating to Free Repair or Replacements	20	3,641	0.5%	0.5%	0.6%	0.8%
% of FP17s Relating to Continuations	39	3,641	1.1%	0.7%	0.8%	1.1%
% of Patients satisfied with the dentistry they have received	2	3	N/A	88.9%	89.0%	91.5%
% of Patients satisfied with the time they had to wait for an appointment	2	3	N/A	81.7%	84.2%	87.9%

* This is based on patients treated on this contract for their most recent course of treatment. Figures in italics indicate the base number of FP17s or Patient Questionnaire responses are less than 100. N/A is shown where the base number of responses is less than 10 during the period. % is calculated as Quantity/Base number*100

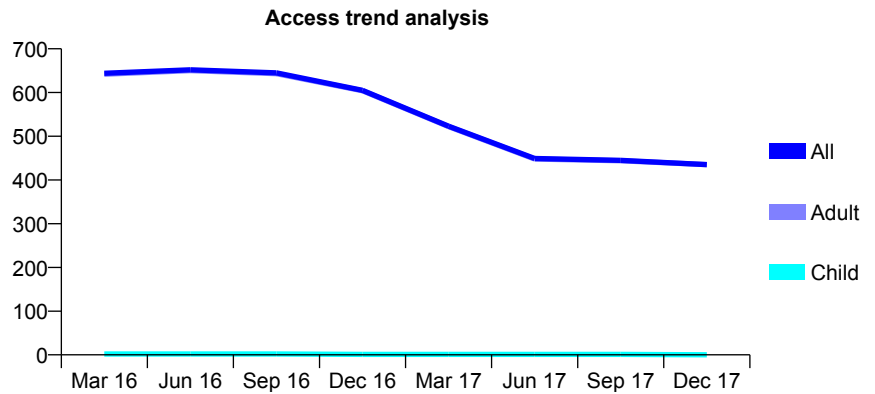
Q61 - Vital Signs At a Glance Contract Report for 921351/0007 - December 2017

Name or company name	MR PK CHOPRA
Contract type name	GDS Contract
Purpose of contract	General
Contract start date	01/04/2006
Contract end date	

17/18 Contracted general activity (UDA)	1,800
Carry forward general activity (UDA)	0
17/18 Contracted orthodontic activity (UOA)	0
Carry forward orthodontic activity (UOA)	0
Baseline contract value	£52,095.36

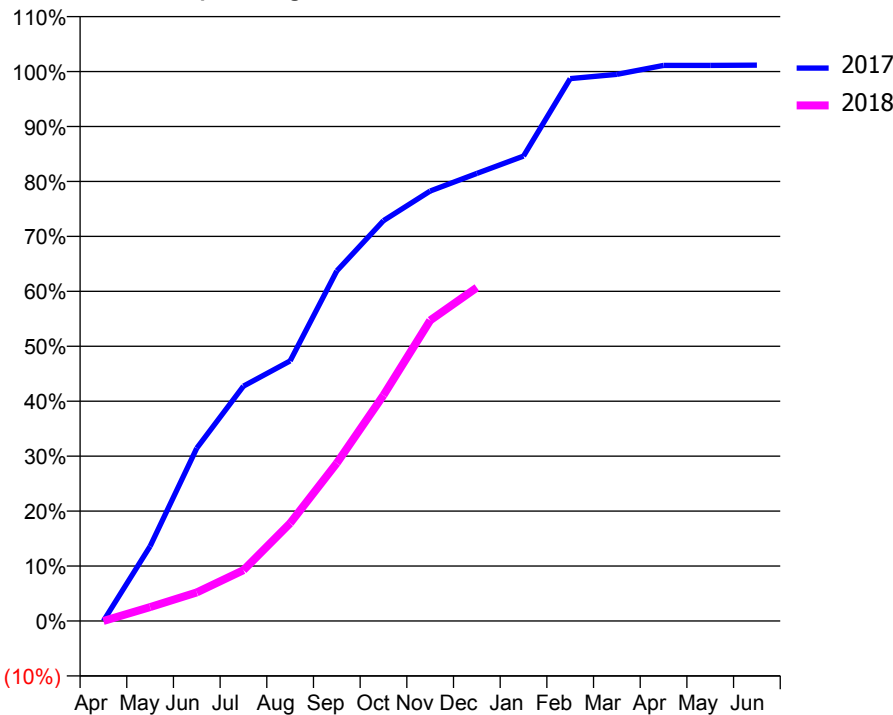
ACCESS*

Patients seen in 24 months	Total	Change since previous quarter
Quarter ending December 2016	605	
Quarter ending March 2017	523	↓
Quarter ending June 2017	449	↓
Quarter ending September 2017	445	→
Quarter ending December 2017	435	↓
Variance since December 2016	(28.1%)	↓



ACTIVITY

Cumulative percentage of contracted UDA delivered 2017 & 2018



Month	Adjusted Scheduled Activity (UDA)	
	2017	2018
April	0	0
May	245	46
June	566	94
July	770	167
August	852	320
September	1,147	517
October	1,311	740
November	1,408	985
December	1,466	1,092
January	1,523	
February	1,777	
March	1,791	
April	1,820	
May	1,820	
June	1,821	

QUALITY

	Quantity	Base Number	Contract	AT	Region	England
% of FP17s for the same patient ID Re-attending within 3 months - Children	0	0	N/A	10.5%	11.6%	12.0%
% of FP17s for the same patient ID Re-attending within 3 months - Adults	20	213	9.4%	16.0%	16.7%	15.9%
% of FP17s for the same patient ID Re-attending between 3 & 9 months - Children	0	0	N/A	42.9%	47.3%	58.0%
% of FP17s for the same patient ID Re-attending between 3 & 9 months - Adults	4	213	1.9%	35.8%	38.3%	50.5%
% of FP17s for Band 1 Urgent Courses	52	202	25.7%	10.8%	10.5%	9.0%
% of FP17s Relating to Free Repair or Replacements	0	202	0.0%	0.5%	0.6%	0.8%
% of FP17s Relating to Continuations	0	202	0.0%	0.7%	0.8%	1.1%
% of Patients satisfied with the dentistry they have received	0	0	N/A	88.9%	89.0%	91.5%
% of Patients satisfied with the time they had to wait for an appointment	0	0	N/A	81.7%	84.2%	87.9%

* This is based on patients treated on this contract for their most recent course of treatment. Figures in italics indicate the base number of FP17s or Patient Questionnaire responses are less than 100. N/A is shown where the base number of responses is less than 10 during the period. % is calculated as Quantity/Base number*100

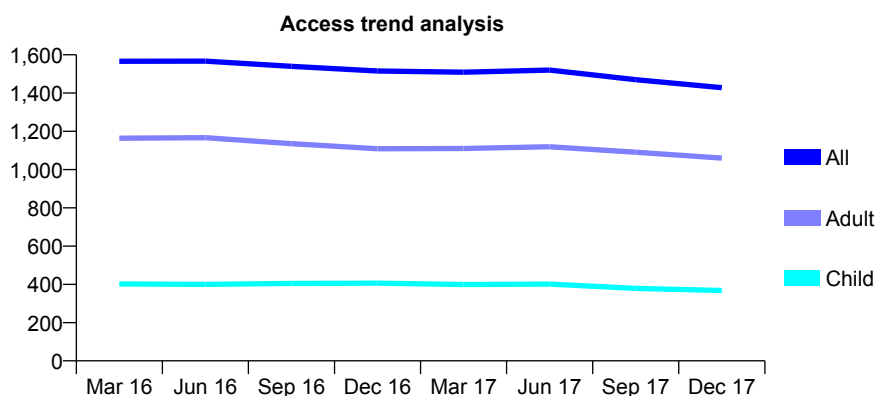
Q61 - Vital Signs At a Glance Contract Report for 921734/0001 - December 2017

Name or company name	MR N PATEL
Contract type name	GDS Contract
Purpose of contract	General
Contract start date	01/04/2006
Contract end date	

17/18 Contracted general activity (UDA)	5,448
Carry forward general activity (UDA)	-57
17/18 Contracted orthodontic activity (UOA)	0
Carry forward orthodontic activity (UOA)	0
Baseline contract value	£185,924.91

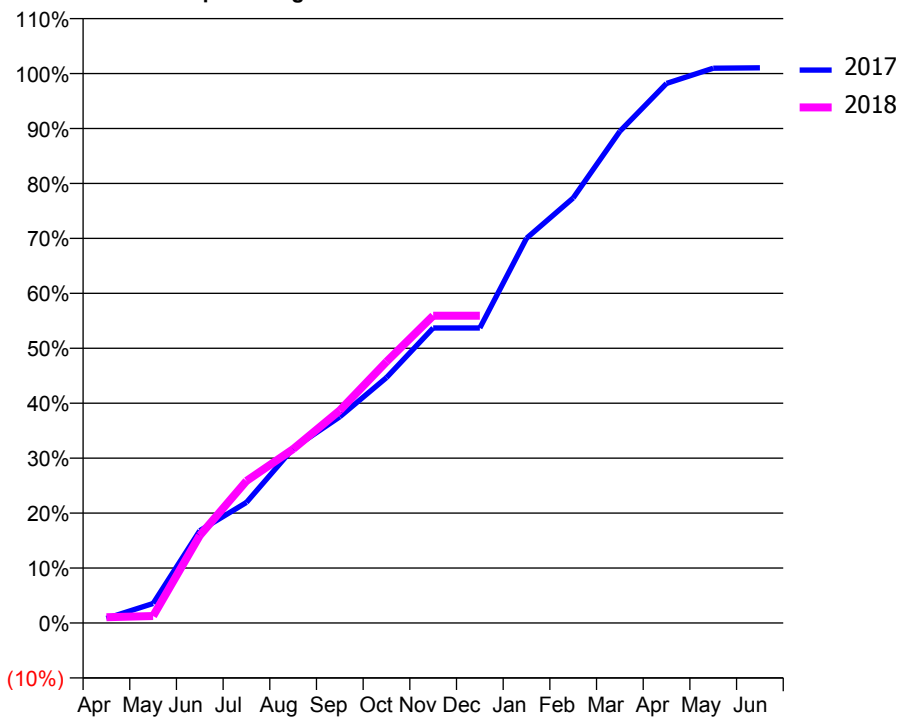
ACCESS*

Patients seen in 24 months	Total	Change since previous quarter
Quarter ending December 2016	1,515	
Quarter ending March 2017	1,509	→
Quarter ending June 2017	1,520	→
Quarter ending September 2017	1,470	↓
Quarter ending December 2017	1,428	↓
Variance since December 2016	(5.7%)	↓



ACTIVITY

Cumulative percentage of contracted UDA delivered 2017 & 2018



Month	Adjusted Scheduled Activity (UDA)	
	2017	2018
April	45	57
May	193	70
June	915	867
July	1,195	1,409
August	1,731	1,724
September	2,045	2,107
October	2,433	2,591
November	2,925	3,047
December	2,925	3,047
January	3,815	
February	4,214	
March	4,875	
April	5,350	
May	5,501	
June	5,505	

QUALITY

	Quantity	Base Number	Contract	AT	Region	England
% of FP17s for the same patient ID Re-attending within 3 months - Children	8	253	3.2%	10.5%	11.6%	12.0%
% of FP17s for the same patient ID Re-attending within 3 months - Adults	38	724	5.2%	16.0%	16.7%	15.9%
% of FP17s for the same patient ID Re-attending between 3 & 9 months - Children	105	253	41.5%	42.9%	47.3%	58.0%
% of FP17s for the same patient ID Re-attending between 3 & 9 months - Adults	281	724	38.8%	35.8%	38.3%	50.5%
% of FP17s for Band 1 Urgent Courses	8	860	0.9%	10.8%	10.5%	9.0%
% of FP17s Relating to Free Repair or Replacements	3	860	0.3%	0.5%	0.6%	0.8%
% of FP17s Relating to Continuations	0	860	0.0%	0.7%	0.8%	1.1%
% of Patients satisfied with the dentistry they have received	3	3	N/A	88.9%	89.0%	91.5%
% of Patients satisfied with the time they had to wait for an appointment	3	3	N/A	81.7%	84.2%	87.9%

* This is based on patients treated on this contract for their most recent course of treatment. Figures in italics indicate the base number of FP17s or Patient Questionnaire responses are less than 100. N/A is shown where the base number of responses is less than 10 during the period. % is calculated as Quantity/Base number*100

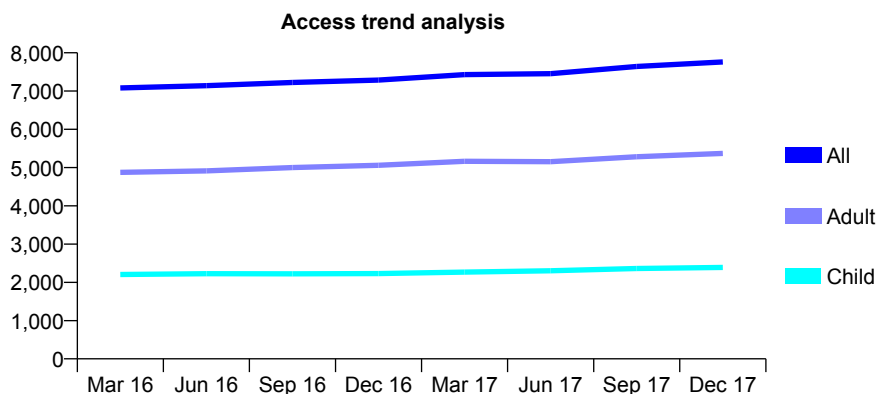
Q61 - Vital Signs At a Glance Contract Report for 921742/0002 - December 2017

Name or company name	MR AA OJETUNDE
Contract type name	GDS Contract
Purpose of contract	General
Contract start date	01/04/2006
Contract end date	

17/18 Contracted general activity (UDA)	31,006
Carry forward general activity (UDA)	-239
17/18 Contracted orthodontic activity (UOA)	0
Carry forward orthodontic activity (UOA)	0
Baseline contract value	£998,801.43

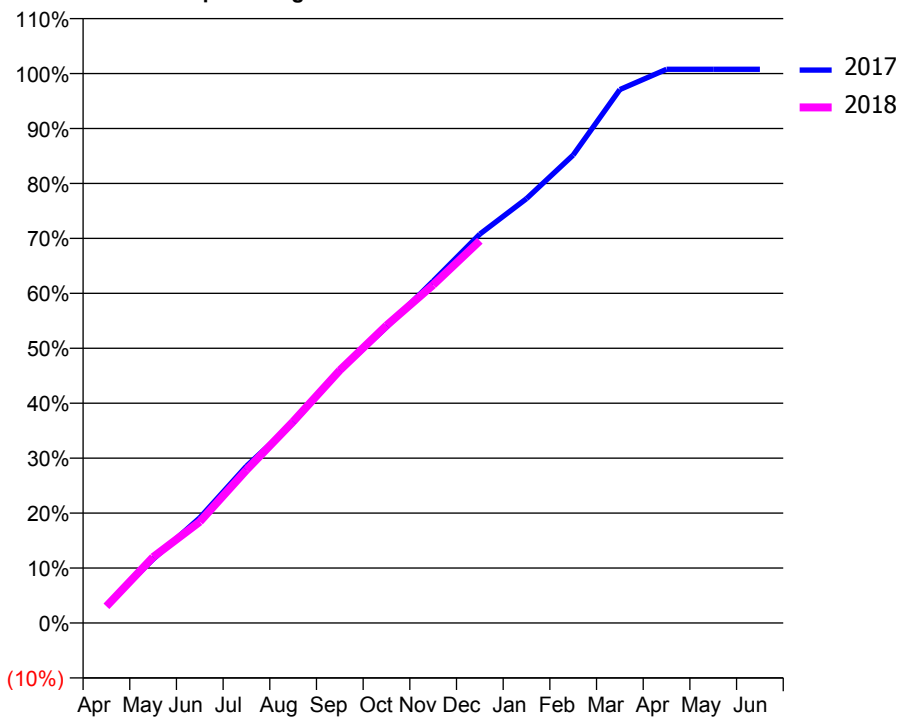
ACCESS*

Patients seen in 24 months	Total	Change since previous quarter
Quarter ending December 2016	7,288	
Quarter ending March 2017	7,431	→
Quarter ending June 2017	7,456	→
Quarter ending September 2017	7,643	↑
Quarter ending December 2017	7,761	→
Variance since December 2016	6.5%	↑



ACTIVITY

Cumulative percentage of contracted UDA delivered 2017 & 2018



Month	Adjusted Scheduled Activity (UDA)	
	2017	2018
April	975	942
May	3,598	3,721
June	5,941	5,712
July	8,855	8,636
August	11,295	11,369
September	14,230	14,263
October	16,694	16,793
November	19,292	19,077
December	21,941	21,570
January	23,948	
February	26,409	
March	30,103	
April	31,242	
May	31,245	
June	31,245	

QUALITY

	Quantity	Base Number	Contract	AT	Region	England
% of FP17s for the same patient ID Re-attending within 3 months - Children	138	1,813	7.6%	10.5%	11.6%	12.0%
% of FP17s for the same patient ID Re-attending within 3 months - Adults	487	3,722	13.1%	16.0%	16.7%	15.9%
% of FP17s for the same patient ID Re-attending between 3 & 9 months - Children	525	1,813	29.0%	42.9%	47.3%	58.0%
% of FP17s for the same patient ID Re-attending between 3 & 9 months - Adults	862	3,722	23.2%	35.8%	38.3%	50.5%
% of FP17s for Band 1 Urgent Courses	463	5,295	8.7%	10.8%	10.5%	9.0%
% of FP17s Relating to Free Repair or Replacements	91	5,295	1.7%	0.5%	0.6%	0.8%
% of FP17s Relating to Continuations	88	5,295	1.7%	0.7%	0.8%	1.1%
% of Patients satisfied with the dentistry they have received	2	4	N/A	88.9%	89.0%	91.5%
% of Patients satisfied with the time they had to wait for an appointment	3	4	N/A	81.7%	84.2%	87.9%

* This is based on patients treated on this contract for their most recent course of treatment. Figures in italics indicate the base number of FP17s or Patient Questionnaire responses are less than 100. N/A is shown where the base number of responses is less than 10 during the period. % is calculated as Quantity/Base number*100

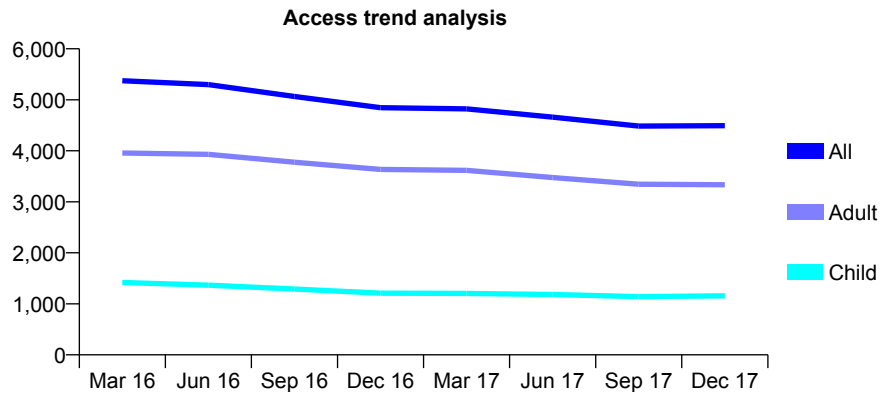
Q61 - Vital Signs At a Glance Contract Report for 921777/0001 - December 2017

Name or company name	MISS A AGGARWAL
Contract type name	GDS Contract
Purpose of contract	General
Contract start date	01/04/2006
Contract end date	

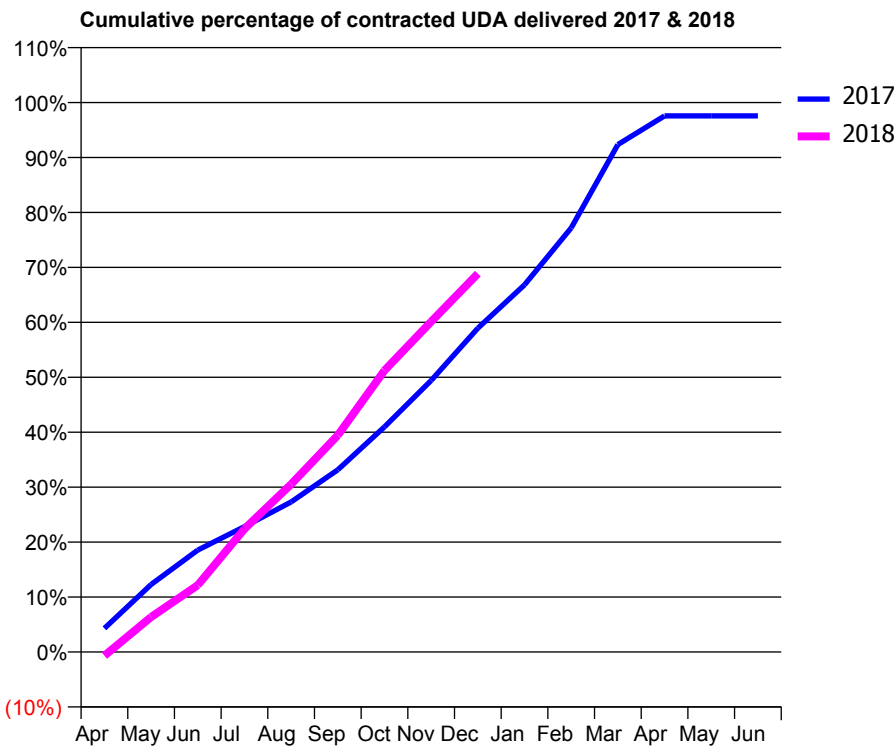
17/18 Contracted general activity (UDA)	11,405
Carry forward general activity (UDA)	277
17/18 Contracted orthodontic activity (UOA)	0
Carry forward orthodontic activity (UOA)	0
Baseline contract value	£289,160.72

ACCESS*

Patients seen in 24 months	Total	Change since previous quarter
Quarter ending December 2016	4,846	
Quarter ending March 2017	4,821	→
Quarter ending June 2017	4,659	↓
Quarter ending September 2017	4,485	↓
Quarter ending December 2017	4,492	→
Variance since December 2016	(7.3%)	↓



ACTIVITY



Month	Adjusted Scheduled Activity (UDA)	
	2017	2018
April	491	-78
May	1,401	727
June	2,116	1,387
July	2,604	2,555
August	3,115	3,484
September	3,782	4,500
October	4,672	5,844
November	5,637	6,858
December	6,722	7,853
January	7,622	
February	8,803	
March	10,531	
April	11,127	
May	11,128	
June	11,128	

QUALITY

	Quantity	Base Number	Contract	AT	Region	England
% of FP17s for the same patient ID Re-attending within 3 months - Children	85	1,208	7.0%	10.5%	11.6%	12.0%
% of FP17s for the same patient ID Re-attending within 3 months - Adults	487	3,419	14.2%	16.0%	16.7%	15.9%
% of FP17s for the same patient ID Re-attending between 3 & 9 months - Children	635	1,208	52.6%	42.9%	47.3%	58.0%
% of FP17s for the same patient ID Re-attending between 3 & 9 months - Adults	1,719	3,419	50.3%	35.8%	38.3%	50.5%
% of FP17s for Band 1 Urgent Courses	404	4,356	9.3%	10.8%	10.5%	9.0%
% of FP17s Relating to Free Repair or Replacements	46	4,356	1.1%	0.5%	0.6%	0.8%
% of FP17s Relating to Continuations	12	4,356	0.3%	0.7%	0.8%	1.1%
% of Patients satisfied with the dentistry they have received	2	2	N/A	88.9%	89.0%	91.5%
% of Patients satisfied with the time they had to wait for an appointment	1	2	N/A	81.7%	84.2%	87.9%

* This is based on patients treated on this contract for their most recent course of treatment. Figures in italics indicate the base number of FP17s or Patient Questionnaire responses are less than 100. N/A is shown where the base number of responses is less than 10 during the period. % is calculated as Quantity/Base number*100

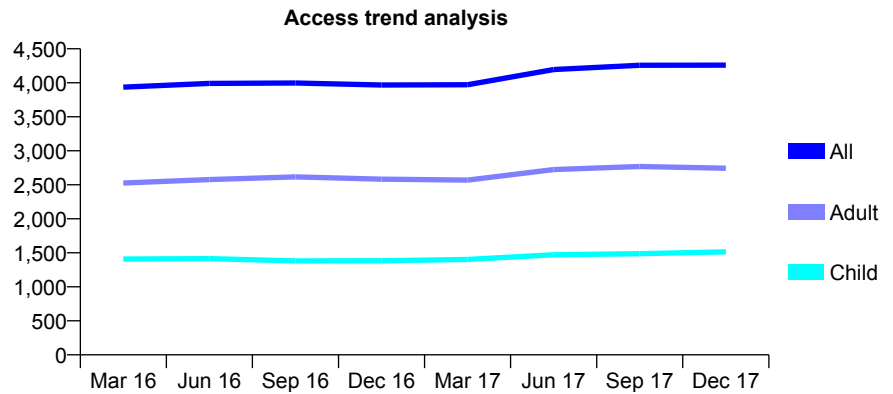
Q61 - Vital Signs At a Glance Contract Report for 925942/0001 - December 2017

Name or company name	MR YR SARWAR
Contract type name	GDS Contract
Purpose of contract	General
Contract start date	01/04/2006
Contract end date	

17/18 Contracted general activity (UDA)	8,836
Carry forward general activity (UDA)	-157
17/18 Contracted orthodontic activity (UOA)	0
Carry forward orthodontic activity (UOA)	0
Baseline contract value	£225,364.84

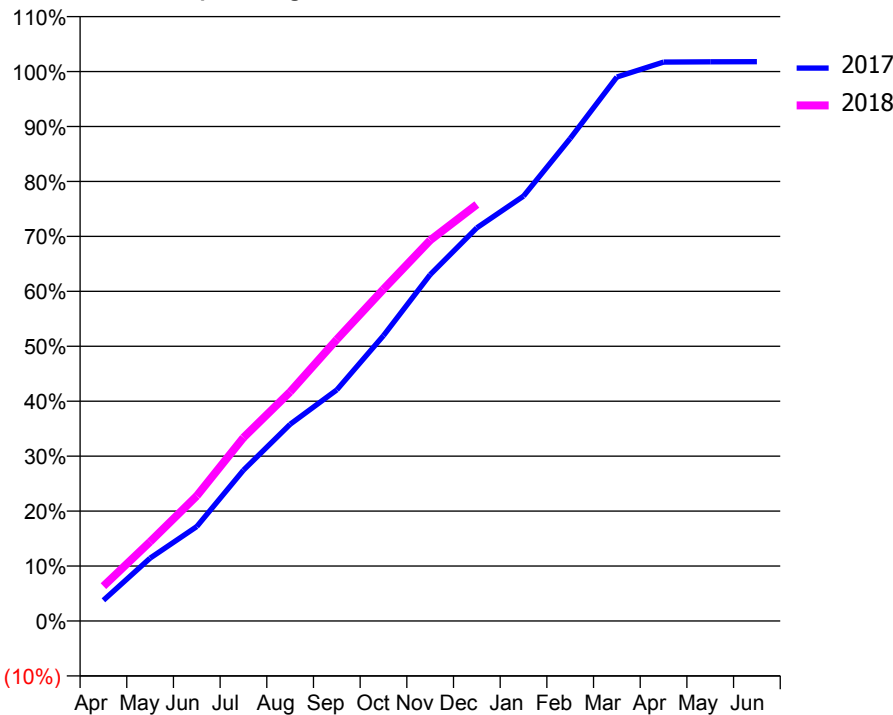
ACCESS*

Patients seen in 24 months	Total	Change since previous quarter
Quarter ending December 2016	3,967	
Quarter ending March 2017	3,972	→
Quarter ending June 2017	4,196	↑
Quarter ending September 2017	4,258	→
Quarter ending December 2017	4,259	→
Variance since December 2016	7.4%	↑



ACTIVITY

Cumulative percentage of contracted UDA delivered 2017 & 2018



Month	Adjusted Scheduled Activity (UDA)	
	2017	2018
April	333	560
May	1,011	1,275
June	1,520	2,011
July	2,426	2,949
August	3,164	3,685
September	3,717	4,527
October	4,590	5,337
November	5,570	6,122
December	6,322	6,697
January	6,833	
February	7,759	
March	8,748	
April	8,988	
May	8,992	
June	8,993	

QUALITY

	Quantity	Base Number	Contract	AT	Region	England
% of FP17s for the same patient ID Re-attending within 3 months - Children	91	1,354	6.7%	10.5%	11.6%	12.0%
% of FP17s for the same patient ID Re-attending within 3 months - Adults	284	2,093	13.6%	16.0%	16.7%	15.9%
% of FP17s for the same patient ID Re-attending between 3 & 9 months - Children	525	1,354	38.8%	42.9%	47.3%	58.0%
% of FP17s for the same patient ID Re-attending between 3 & 9 months - Adults	668	2,093	31.9%	35.8%	38.3%	50.5%
% of FP17s for Band 1 Urgent Courses	290	2,802	10.3%	10.8%	10.5%	9.0%
% of FP17s Relating to Free Repair or Replacements	11	2,802	0.4%	0.5%	0.6%	0.8%
% of FP17s Relating to Continuations	43	2,802	1.5%	0.7%	0.8%	1.1%
% of Patients satisfied with the dentistry they have received	3	4	N/A	88.9%	89.0%	91.5%
% of Patients satisfied with the time they had to wait for an appointment	2	4	N/A	81.7%	84.2%	87.9%

* This is based on patients treated on this contract for their most recent course of treatment. Figures in italics indicate the base number of FP17s or Patient Questionnaire responses are less than 100. N/A is shown where the base number of responses is less than 10 during the period. % is calculated as Quantity/Base number*100

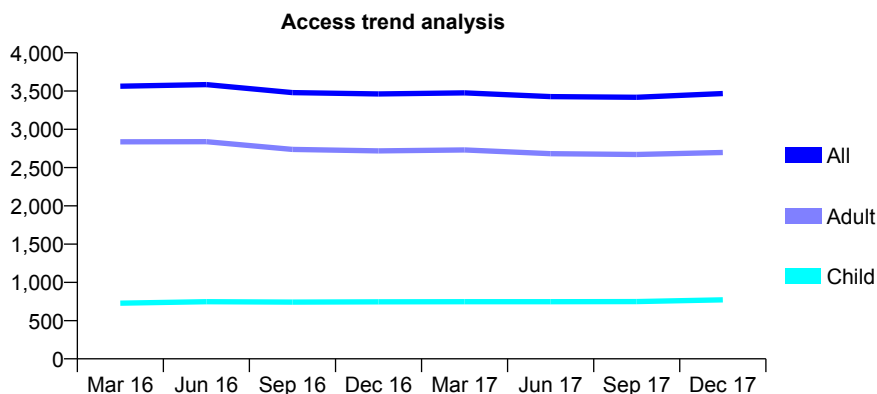
Q61 - Vital Signs At a Glance Contract Report for 925985/0001 - December 2017

Name or company name	MR S CHOPRA
Contract type name	GDS Contract
Purpose of contract	General
Contract start date	01/04/2006
Contract end date	

17/18 Contracted general activity (UDA)	6,963
Carry forward general activity (UDA)	-68
17/18 Contracted orthodontic activity (UOA)	0
Carry forward orthodontic activity (UOA)	0
Baseline contract value	£243,458.44

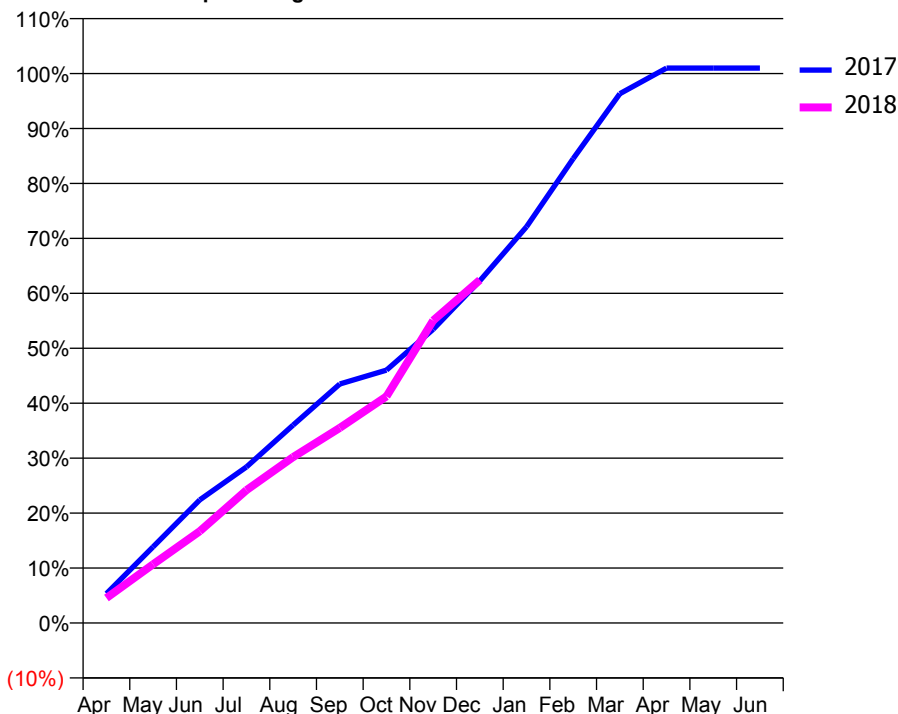
ACCESS*

Patients seen in 24 months	Total	Change since previous quarter
Quarter ending December 2016	3,463	
Quarter ending March 2017	3,476	→
Quarter ending June 2017	3,428	↓
Quarter ending September 2017	3,419	→
Quarter ending December 2017	3,468	→
Variance since December 2016	0.1%	→



ACTIVITY

Cumulative percentage of contracted UDA delivered 2017 & 2018



Month	Adjusted Scheduled Activity (UDA)	
	2017	2018
April	372	317
May	965	744
June	1,560	1,163
July	1,978	1,684
August	2,509	2,103
September	3,029	2,473
October	3,204	2,872
November	3,721	3,833
December	4,336	4,347
January	5,020	
February	5,884	
March	6,707	
April	7,031	
May	7,031	
June	7,031	

QUALITY

	Quantity	Base Number	Contract	AT	Region	England
% of FP17s for the same patient ID Re-attending within 3 months - Children	37	636	5.8%	10.5%	11.6%	12.0%
% of FP17s for the same patient ID Re-attending within 3 months - Adults	194	1,909	10.2%	16.0%	16.7%	15.9%
% of FP17s for the same patient ID Re-attending between 3 & 9 months - Children	249	636	39.2%	42.9%	47.3%	58.0%
% of FP17s for the same patient ID Re-attending between 3 & 9 months - Adults	642	1,909	33.6%	35.8%	38.3%	50.5%
% of FP17s for Band 1 Urgent Courses	148	1,865	7.9%	10.8%	10.5%	9.0%
% of FP17s Relating to Free Repair or Replacements	3	1,865	0.2%	0.5%	0.6%	0.8%
% of FP17s Relating to Continuations	5	1,865	0.3%	0.7%	0.8%	1.1%
% of Patients satisfied with the dentistry they have received	2	2	N/A	88.9%	89.0%	91.5%
% of Patients satisfied with the time they had to wait for an appointment	2	2	N/A	81.7%	84.2%	87.9%

* This is based on patients treated on this contract for their most recent course of treatment. Figures in italics indicate the base number of FP17s or Patient Questionnaire responses are less than 100. N/A is shown where the base number of responses is less than 10 during the period. % is calculated as Quantity/Base number*100

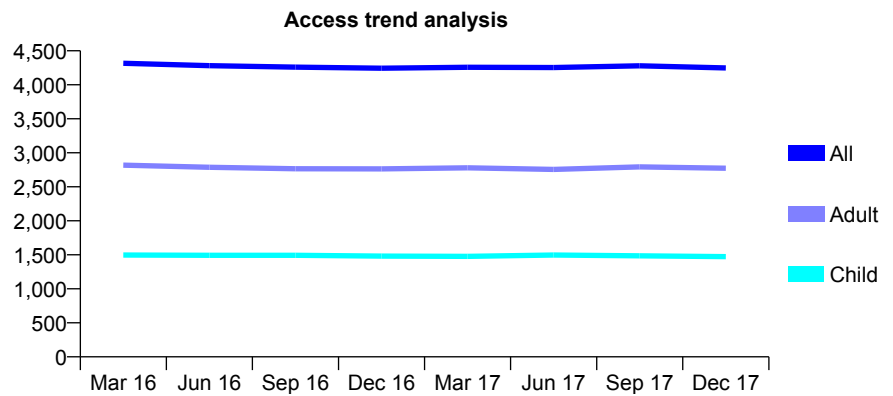
Q61 - Vital Signs At a Glance Contract Report for 926094/0001 - December 2017

Name or company name	MR AN AL-ATTAR
Contract type name	GDS Contract
Purpose of contract	General
Contract start date	01/04/2006
Contract end date	

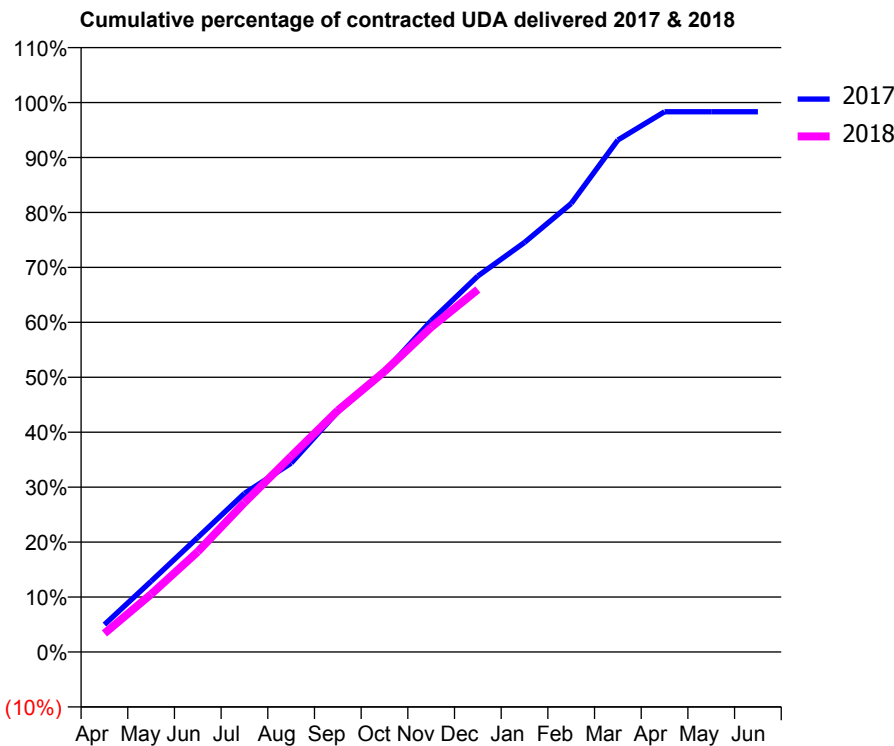
17/18 Contracted general activity (UDA)	12,876
Carry forward general activity (UDA)	0
17/18 Contracted orthodontic activity (UOA)	0
Carry forward orthodontic activity (UOA)	0
Baseline contract value	£392,077.08

ACCESS*

Patients seen in 24 months	Total	Change since previous quarter
Quarter ending December 2016	4,245	
Quarter ending March 2017	4,258	→
Quarter ending June 2017	4,254	→
Quarter ending September 2017	4,279	→
Quarter ending December 2017	4,248	→
Variance since December 2016	0.1%	→



ACTIVITY



Month	Adjusted Scheduled Activity (UDA)	
	2017	2018
April	643	437
May	1,658	1,356
June	2,685	2,351
July	3,717	3,502
August	4,426	4,586
September	5,633	5,661
October	6,566	6,574
November	7,762	7,611
December	8,809	8,494
January	9,597	
February	10,510	
March	11,998	
April	12,659	
May	12,659	
June	12,659	

QUALITY

	Quantity	Base Number	Contract	AT	Region	England
% of FP17s for the same patient ID Re-attending within 3 months - Children	166	1,329	12.5%	10.5%	11.6%	12.0%
% of FP17s for the same patient ID Re-attending within 3 months - Adults	576	2,579	22.3%	16.0%	16.7%	15.9%
% of FP17s for the same patient ID Re-attending between 3 & 9 months - Children	550	1,329	41.4%	42.9%	47.3%	58.0%
% of FP17s for the same patient ID Re-attending between 3 & 9 months - Adults	933	2,579	36.2%	35.8%	38.3%	50.5%
% of FP17s for Band 1 Urgent Courses	286	3,685	7.8%	10.8%	10.5%	9.0%
% of FP17s Relating to Free Repair or Replacements	28	3,685	0.8%	0.5%	0.6%	0.8%
% of FP17s Relating to Continuations	145	3,685	3.9%	0.7%	0.8%	1.1%
% of Patients satisfied with the dentistry they have received	0	0	N/A	88.9%	89.0%	91.5%
% of Patients satisfied with the time they had to wait for an appointment	0	0	N/A	81.7%	84.2%	87.9%

* This is based on patients treated on this contract for their most recent course of treatment. Figures in italics indicate the base number of FP17s or Patient Questionnaire responses are less than 100. N/A is shown where the base number of responses is less than 10 during the period. % is calculated as Quantity/Base number*100

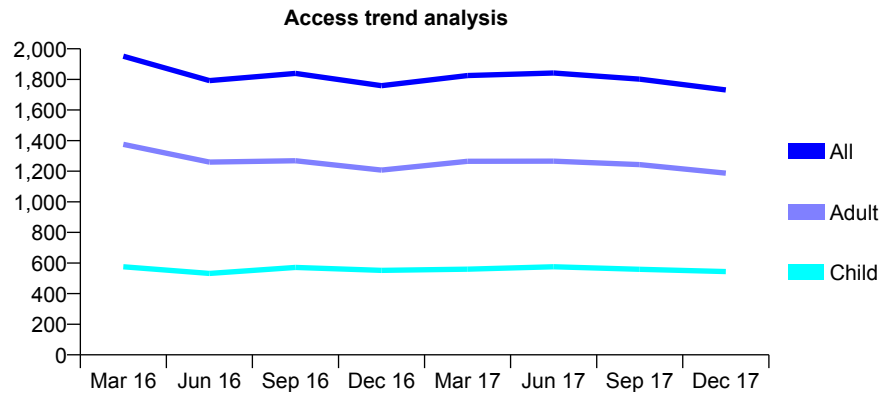
Q61 - Vital Signs At a Glance Contract Report for 927996/0001 - December 2017

Name or company name	MR WU ABALEKE
Contract type name	GDS Contract
Purpose of contract	General
Contract start date	01/04/2006
Contract end date	

17/18 Contracted general activity (UDA)	5,148
Carry forward general activity (UDA)	0
17/18 Contracted orthodontic activity (UOA)	0
Carry forward orthodontic activity (UOA)	0
Baseline contract value	£164,524.42

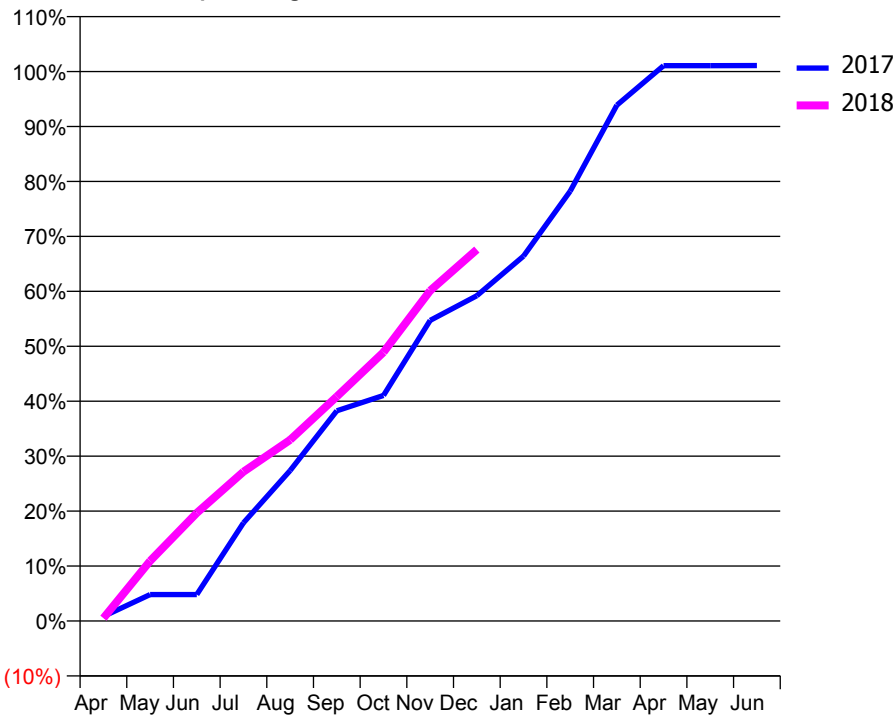
ACCESS*

Patients seen in 24 months	Total	Change since previous quarter
Quarter ending December 2016	1,759	
Quarter ending March 2017	1,825	↑
Quarter ending June 2017	1,842	→
Quarter ending September 2017	1,802	↓
Quarter ending December 2017	1,731	↓
Variance since December 2016	(1.6%)	↓



ACTIVITY

Cumulative percentage of contracted UDA delivered 2017 & 2018



Month	Adjusted Scheduled Activity (UDA)	
	2017	2018
April	43	26
May	248	563
June	248	1,013
July	920	1,399
August	1,409	1,698
September	1,969	2,103
October	2,113	2,518
November	2,817	3,096
December	3,048	3,480
January	3,419	
February	4,027	
March	4,833	
April	5,202	
May	5,202	
June	5,204	

QUALITY

	Quantity	Base Number	Contract	AT	Region	England
% of FP17s for the same patient ID Re-attending within 3 months - Children	45	626	7.2%	10.5%	11.6%	12.0%
% of FP17s for the same patient ID Re-attending within 3 months - Adults	218	1,197	18.2%	16.0%	16.7%	15.9%
% of FP17s for the same patient ID Re-attending between 3 & 9 months - Children	386	626	61.7%	42.9%	47.3%	58.0%
% of FP17s for the same patient ID Re-attending between 3 & 9 months - Adults	597	1,197	49.9%	35.8%	38.3%	50.5%
% of FP17s for Band 1 Urgent Courses	110	1,429	7.7%	10.8%	10.5%	9.0%
% of FP17s Relating to Free Repair or Replacements	11	1,429	0.8%	0.5%	0.6%	0.8%
% of FP17s Relating to Continuations	6	1,429	0.4%	0.7%	0.8%	1.1%
% of Patients satisfied with the dentistry they have received	2	3	N/A	88.9%	89.0%	91.5%
% of Patients satisfied with the time they had to wait for an appointment	3	3	N/A	81.7%	84.2%	87.9%

* This is based on patients treated on this contract for their most recent course of treatment. Figures in italics indicate the base number of FP17s or Patient Questionnaire responses are less than 100. N/A is shown where the base number of responses is less than 10 during the period. % is calculated as Quantity/Base number*100

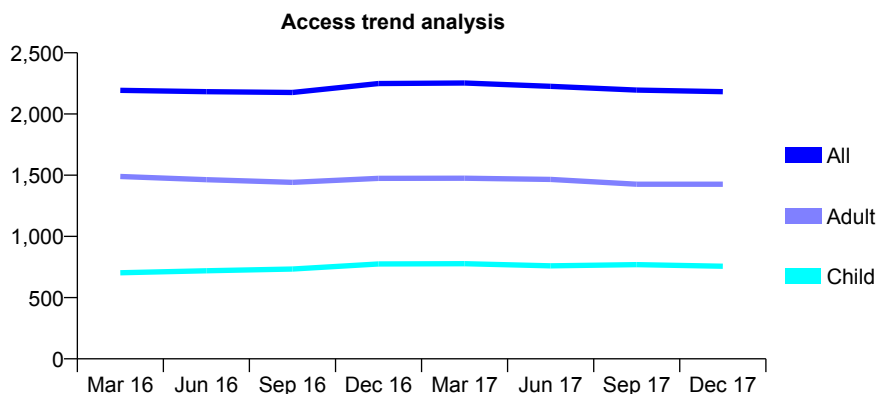
Q61 - Vital Signs At a Glance Contract Report for 929123/0001 - December 2017

Name or company name	MR R MEHROTRA
Contract type name	GDS Contract
Purpose of contract	General
Contract start date	01/04/2006
Contract end date	

17/18 Contracted general activity (UDA)	6,329
Carry forward general activity (UDA)	-59
17/18 Contracted orthodontic activity (UOA)	0
Carry forward orthodontic activity (UOA)	0
Baseline contract value	£227,418.86

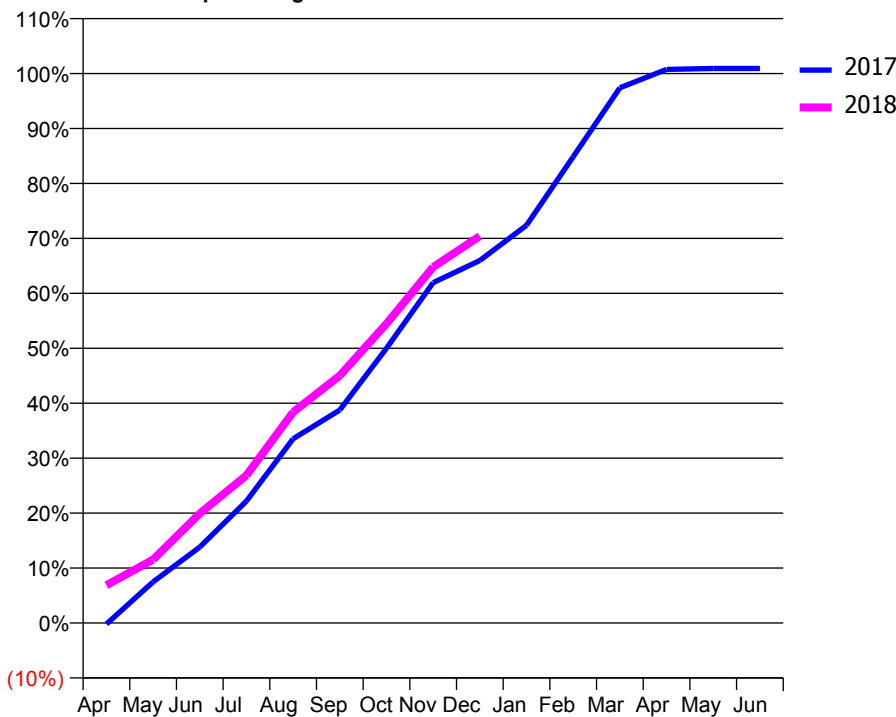
ACCESS*

Patients seen in 24 months	Total	Change since previous quarter
Quarter ending December 2016	2,249	
Quarter ending March 2017	2,253	→
Quarter ending June 2017	2,226	↓
Quarter ending September 2017	2,196	↓
Quarter ending December 2017	2,182	→
Variance since December 2016	(3.0%)	↓



ACTIVITY

Cumulative percentage of contracted UDA delivered 2017 & 2018



Month	Adjusted Scheduled Activity (UDA)	
	2017	2018
April	-12	435
May	473	730
June	875	1,261
July	1,404	1,701
August	2,122	2,429
September	2,454	2,850
October	3,165	3,447
November	3,920	4,099
December	4,175	4,457
January	4,580	
February	5,369	
March	6,165	
April	6,377	
May	6,388	
June	6,388	

QUALITY

	Quantity	Base Number	Contract	AT	Region	England
% of FP17s for the same patient ID Re-attending within 3 months - Children	64	750	8.5%	10.5%	11.6%	12.0%
% of FP17s for the same patient ID Re-attending within 3 months - Adults	189	1,160	16.3%	16.0%	16.7%	15.9%
% of FP17s for the same patient ID Re-attending between 3 & 9 months - Children	391	750	52.1%	42.9%	47.3%	58.0%
% of FP17s for the same patient ID Re-attending between 3 & 9 months - Adults	470	1,160	40.5%	35.8%	38.3%	50.5%
% of FP17s for Band 1 Urgent Courses	114	1,801	6.3%	10.8%	10.5%	9.0%
% of FP17s Relating to Free Repair or Replacements	36	1,801	2.0%	0.5%	0.6%	0.8%
% of FP17s Relating to Continuations	73	1,801	4.1%	0.7%	0.8%	1.1%
% of Patients satisfied with the dentistry they have received	0	0	N/A	88.9%	89.0%	91.5%
% of Patients satisfied with the time they had to wait for an appointment	0	0	N/A	81.7%	84.2%	87.9%

* This is based on patients treated on this contract for their most recent course of treatment. Figures in italics indicate the base number of FP17s or Patient Questionnaire responses are less than 100. N/A is shown where the base number of responses is less than 10 during the period. % is calculated as Quantity/Base number*100

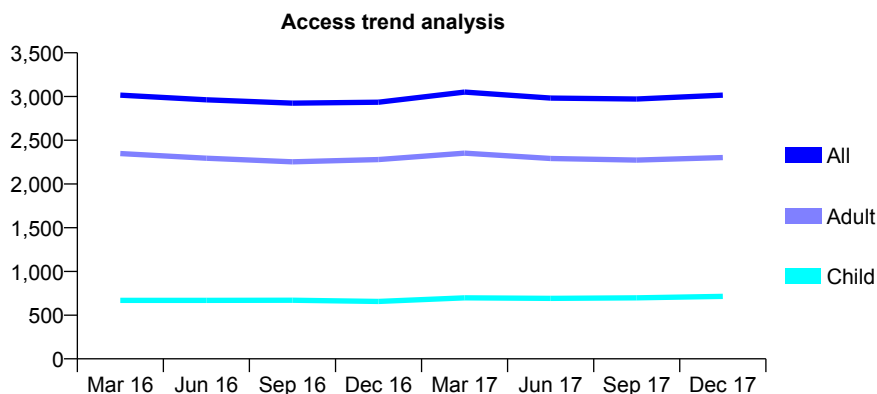
Q61 - Vital Signs At a Glance Contract Report for 929794/0001 - December 2017

Name or company name	MR NM OPARVAR
Contract type name	GDS Contract
Purpose of contract	General
Contract start date	01/04/2006
Contract end date	

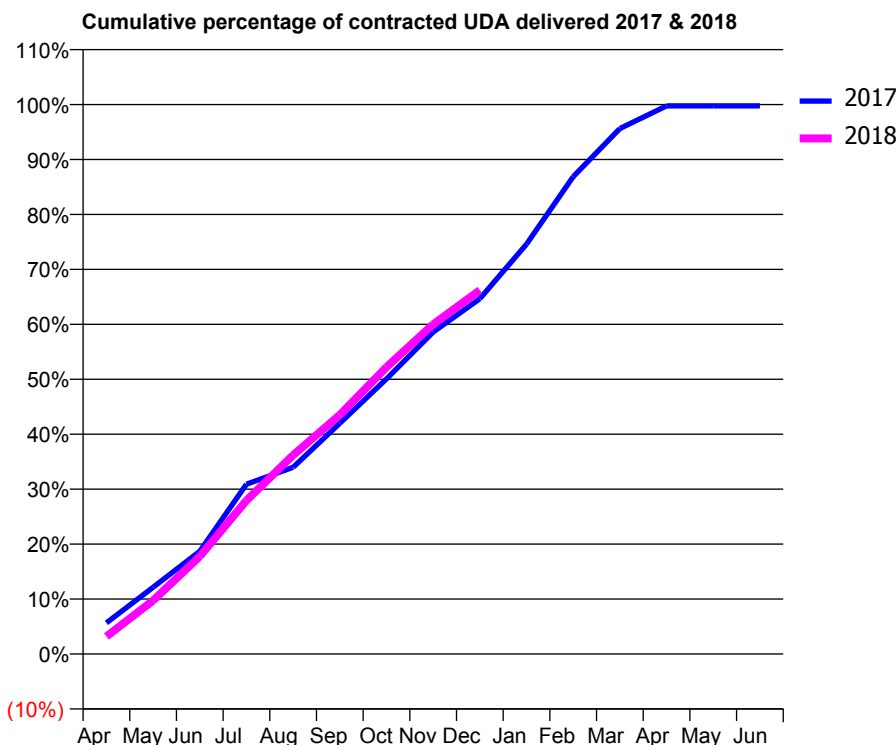
17/18 Contracted general activity (UDA)	6,907
Carry forward general activity (UDA)	17
17/18 Contracted orthodontic activity (UOA)	0
Carry forward orthodontic activity (UOA)	0
Baseline contract value	£182,743.24

ACCESS*

Patients seen in 24 months	Total	Change since previous quarter
Quarter ending December 2016	2,935	
Quarter ending March 2017	3,051	↑
Quarter ending June 2017	2,983	↓
Quarter ending September 2017	2,971	→
Quarter ending December 2017	3,016	→
Variance since December 2016	2.8%	↑



ACTIVITY



Month	Adjusted Scheduled Activity (UDA)	
	2017	2018
April	392	220
May	839	673
June	1,292	1,228
July	2,134	1,930
August	2,348	2,500
September	2,901	3,006
October	3,459	3,606
November	4,048	4,144
December	4,466	4,573
January	5,151	
February	6,000	
March	6,605	
April	6,890	
May	6,890	
June	6,890	

QUALITY

	Quantity	Base Number	Contract	AT	Region	England
% of FP17s for the same patient ID Re-attending within 3 months - Children	22	668	3.3%	10.5%	11.6%	12.0%
% of FP17s for the same patient ID Re-attending within 3 months - Adults	144	1,888	7.6%	16.0%	16.7%	15.9%
% of FP17s for the same patient ID Re-attending between 3 & 9 months - Children	368	668	55.1%	42.9%	47.3%	58.0%
% of FP17s for the same patient ID Re-attending between 3 & 9 months - Adults	957	1,888	50.7%	35.8%	38.3%	50.5%
% of FP17s for Band 1 Urgent Courses	123	2,384	5.2%	10.8%	10.5%	9.0%
% of FP17s Relating to Free Repair or Replacements	0	2,384	0.0%	0.5%	0.6%	0.8%
% of FP17s Relating to Continuations	7	2,384	0.3%	0.7%	0.8%	1.1%
% of Patients satisfied with the dentistry they have received	10	13	76.9%	88.9%	89.0%	91.5%
% of Patients satisfied with the time they had to wait for an appointment	10	13	76.9%	81.7%	84.2%	87.9%

* This is based on patients treated on this contract for their most recent course of treatment. Figures in italics indicate the base number of FP17s or Patient Questionnaire responses are less than 100. N/A is shown where the base number of responses is less than 10 during the period. % is calculated as Quantity/Base number*100

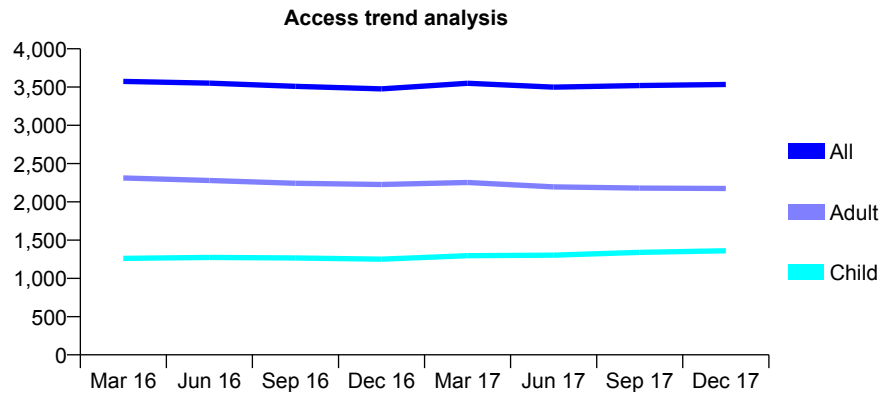
Q61 - Vital Signs At a Glance Contract Report for 932655/0001 - December 2017

Name or company name	MR M POURHASSAN GHAZIJAHANI
Contract type name	GDS Contract
Purpose of contract	General
Contract start date	01/04/2006
Contract end date	

17/18 Contracted general activity (UDA)	7,776
Carry forward general activity (UDA)	-66
17/18 Contracted orthodontic activity (UOA)	0
Carry forward orthodontic activity (UOA)	0
Baseline contract value	£219,181.53

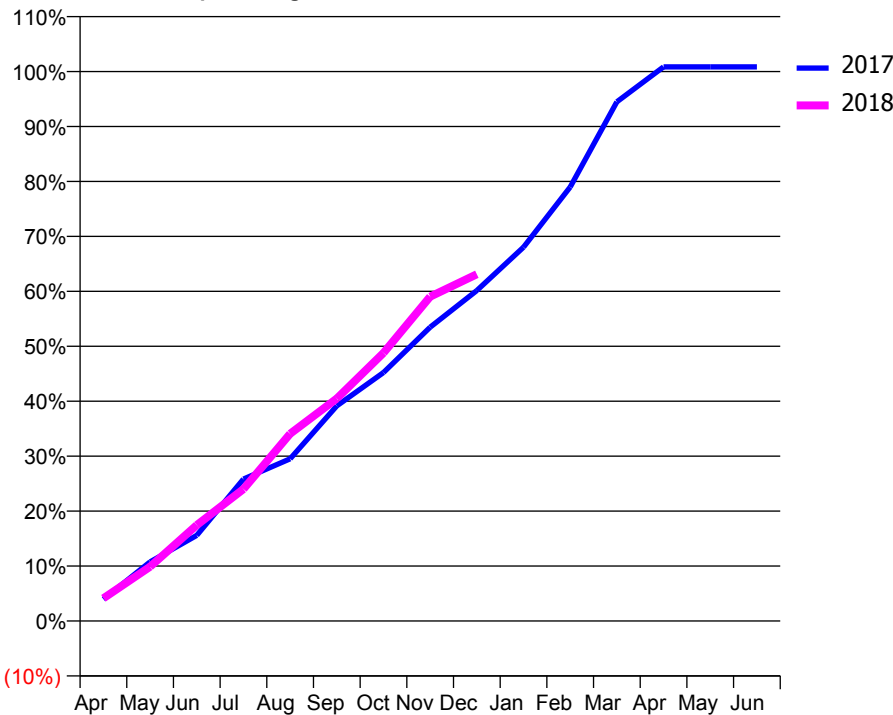
ACCESS*

Patients seen in 24 months	Total	Change since previous quarter
Quarter ending December 2016	3,477	
Quarter ending March 2017	3,549	↑
Quarter ending June 2017	3,499	↓
Quarter ending September 2017	3,519	→
Quarter ending December 2017	3,534	→
Variance since December 2016	1.6%	→



ACTIVITY

Cumulative percentage of contracted UDA delivered 2017 & 2018



Month	Adjusted Scheduled Activity (UDA)	
	2017	2018
April	309	323
May	838	769
June	1,213	1,357
July	2,009	1,867
August	2,295	2,651
September	3,046	3,148
October	3,516	3,794
November	4,158	4,590
December	4,678	4,907
January	5,291	
February	6,142	
March	7,347	
April	7,841	
May	7,841	
June	7,842	

QUALITY

	Quantity	Base Number	Contract	AT	Region	England
% of FP17s for the same patient ID Re-attending within 3 months - Children	43	1,047	4.1%	10.5%	11.6%	12.0%
% of FP17s for the same patient ID Re-attending within 3 months - Adults	126	1,515	8.3%	16.0%	16.7%	15.9%
% of FP17s for the same patient ID Re-attending between 3 & 9 months - Children	409	1,047	39.1%	42.9%	47.3%	58.0%
% of FP17s for the same patient ID Re-attending between 3 & 9 months - Adults	569	1,515	37.6%	35.8%	38.3%	50.5%
% of FP17s for Band 1 Urgent Courses	108	2,369	4.6%	10.8%	10.5%	9.0%
% of FP17s Relating to Free Repair or Replacements	22	2,369	0.9%	0.5%	0.6%	0.8%
% of FP17s Relating to Continuations	18	2,369	0.8%	0.7%	0.8%	1.1%
% of Patients satisfied with the dentistry they have received	4	4	N/A	88.9%	89.0%	91.5%
% of Patients satisfied with the time they had to wait for an appointment	4	4	N/A	81.7%	84.2%	87.9%

* This is based on patients treated on this contract for their most recent course of treatment. Figures in italics indicate the base number of FP17s or Patient Questionnaire responses are less than 100. N/A is shown where the base number of responses is less than 10 during the period. % is calculated as Quantity/Base number*100

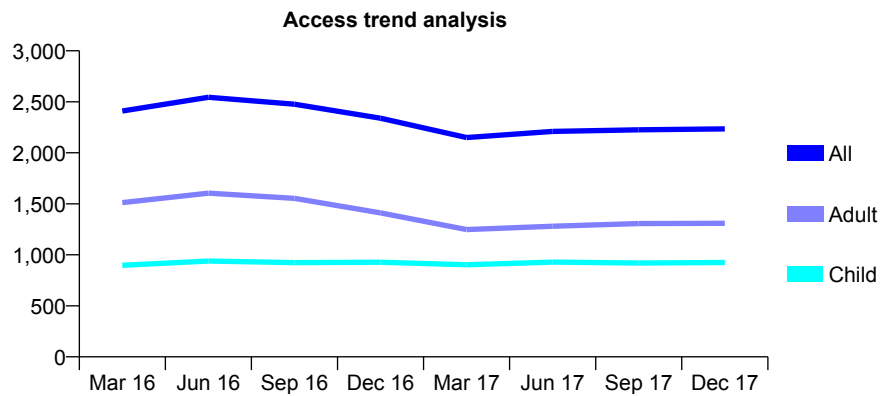
Q61 - Vital Signs At a Glance Contract Report for 932752/0002 - December 2017

Name or company name	Wood Street Dental Surgery
Contract type name	GDS Contract
Purpose of contract	General
Contract start date	01/04/2006
Contract end date	

17/18 Contracted general activity (UDA)	5,651
Carry forward general activity (UDA)	-34
17/18 Contracted orthodontic activity (UOA)	0
Carry forward orthodontic activity (UOA)	0
Baseline contract value	£166,268.38

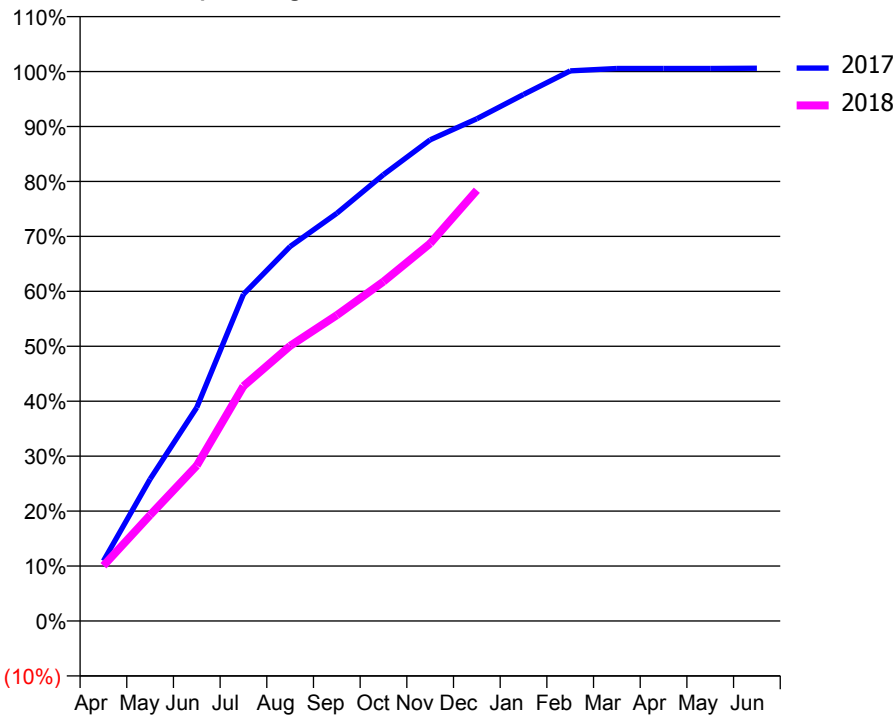
ACCESS*

Patients seen in 24 months	Total	Change since previous quarter
Quarter ending December 2016	2,339	
Quarter ending March 2017	2,150	↓
Quarter ending June 2017	2,210	↑
Quarter ending September 2017	2,226	→
Quarter ending December 2017	2,234	→
Variance since December 2016	(4.5%)	↓



ACTIVITY

Cumulative percentage of contracted UDA delivered 2017 & 2018



Month	Adjusted Scheduled Activity (UDA)	
	2017	2018
April	617	569
May	1,459	1,089
June	2,196	1,598
July	3,360	2,416
August	3,852	2,829
September	4,192	3,145
October	4,590	3,490
November	4,948	3,883
December	5,165	4,430
January	5,414	
February	5,657	
March	5,682	
April	5,682	
May	5,682	
June	5,685	

QUALITY

	Quantity	Base Number	Contract	AT	Region	England
% of FP17s for the same patient ID Re-attending within 3 months - Children	50	862	5.8%	10.5%	11.6%	12.0%
% of FP17s for the same patient ID Re-attending within 3 months - Adults	123	947	13.0%	16.0%	16.7%	15.9%
% of FP17s for the same patient ID Re-attending between 3 & 9 months - Children	326	862	37.8%	42.9%	47.3%	58.0%
% of FP17s for the same patient ID Re-attending between 3 & 9 months - Adults	241	947	25.4%	35.8%	38.3%	50.5%
% of FP17s for Band 1 Urgent Courses	289	1,809	16.0%	10.8%	10.5%	9.0%
% of FP17s Relating to Free Repair or Replacements	0	1,809	0.0%	0.5%	0.6%	0.8%
% of FP17s Relating to Continuations	0	1,809	0.0%	0.7%	0.8%	1.1%
% of Patients satisfied with the dentistry they have received	0	0	N/A	88.9%	89.0%	91.5%
% of Patients satisfied with the time they had to wait for an appointment	0	0	N/A	81.7%	84.2%	87.9%

* This is based on patients treated on this contract for their most recent course of treatment. Figures in italics indicate the base number of FP17s or Patient Questionnaire responses are less than 100. N/A is shown where the base number of responses is less than 10 during the period. % is calculated as Quantity/Base number*100

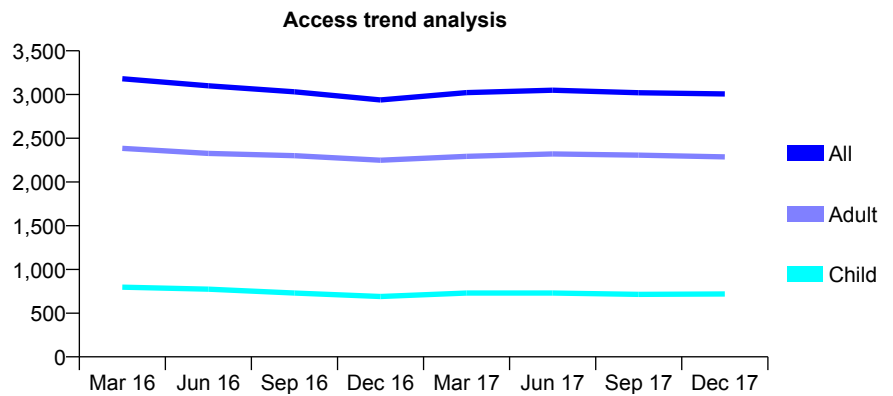
Q61 - Vital Signs At a Glance Contract Report for 932965/0001 - December 2017

Name or company name	MR A MEHRI
Contract type name	GDS Contract
Purpose of contract	General
Contract start date	01/04/2006
Contract end date	

17/18 Contracted general activity (UDA)	11,839
Carry forward general activity (UDA)	-63
17/18 Contracted orthodontic activity (UOA)	0
Carry forward orthodontic activity (UOA)	0
Baseline contract value	£399,114.64

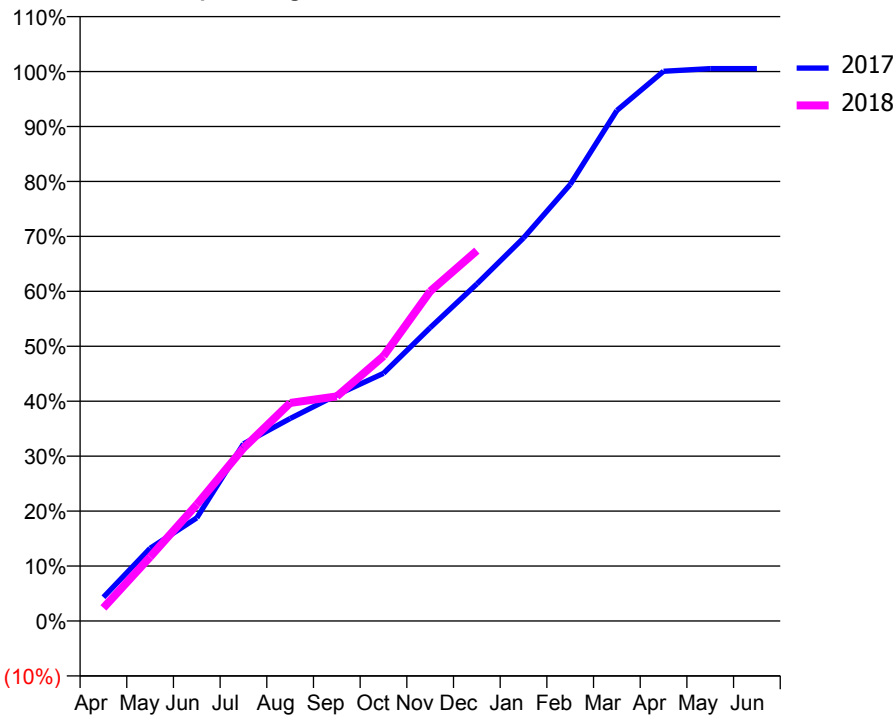
ACCESS*

Patients seen in 24 months	Total	Change since previous quarter
Quarter ending December 2016	2,938	
Quarter ending March 2017	3,022	↑
Quarter ending June 2017	3,050	→
Quarter ending September 2017	3,021	→
Quarter ending December 2017	3,006	→
Variance since December 2016	2.3%	↑



ACTIVITY

Cumulative percentage of contracted UDA delivered 2017 & 2018



Month	Adjusted Scheduled Activity (UDA)	
	2017	2018
April	513	282
May	1,567	1,382
June	2,223	2,509
July	3,816	3,724
August	4,363	4,699
September	4,872	4,840
October	5,336	5,706
November	6,319	7,105
December	7,260	7,979
January	8,254	
February	9,404	
March	11,000	
April	11,843	
May	11,902	
June	11,902	

QUALITY

	Quantity	Base Number	Contract	AT	Region	England
% of FP17s for the same patient ID Re-attending within 3 months - Children	33	513	6.4%	10.5%	11.6%	12.0%
% of FP17s for the same patient ID Re-attending within 3 months - Adults	158	1,518	10.4%	16.0%	16.7%	15.9%
% of FP17s for the same patient ID Re-attending between 3 & 9 months - Children	159	513	31.0%	42.9%	47.3%	58.0%
% of FP17s for the same patient ID Re-attending between 3 & 9 months - Adults	427	1,518	28.1%	35.8%	38.3%	50.5%
% of FP17s for Band 1 Urgent Courses	159	1,868	8.5%	10.8%	10.5%	9.0%
% of FP17s Relating to Free Repair or Replacements	0	1,868	0.0%	0.5%	0.6%	0.8%
% of FP17s Relating to Continuations	8	1,868	0.4%	0.7%	0.8%	1.1%
% of Patients satisfied with the dentistry they have received	2	2	N/A	88.9%	89.0%	91.5%
% of Patients satisfied with the time they had to wait for an appointment	2	2	N/A	81.7%	84.2%	87.9%

* This is based on patients treated on this contract for their most recent course of treatment. Figures in italics indicate the base number of FP17s or Patient Questionnaire responses are less than 100. N/A is shown where the base number of responses is less than 10 during the period. % is calculated as Quantity/Base number*100

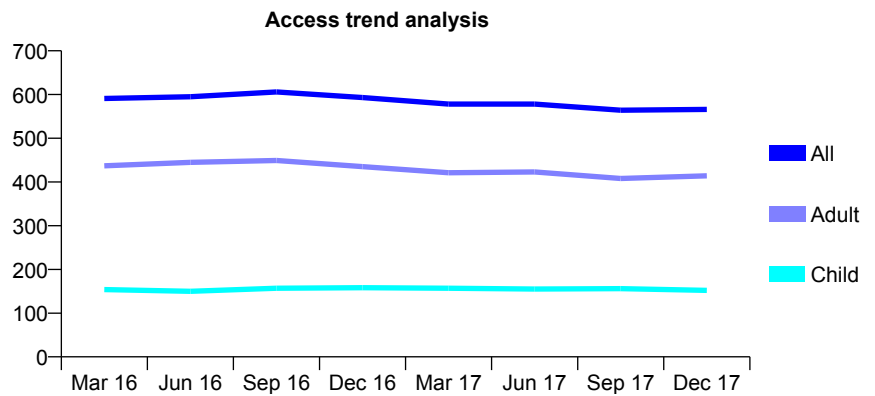
Q61 - Vital Signs At a Glance Contract Report for 932965/0002 - December 2017

Name or company name	MR A MEHRI
Contract type name	GDS Contract
Purpose of contract	General
Contract start date	01/04/2006
Contract end date	

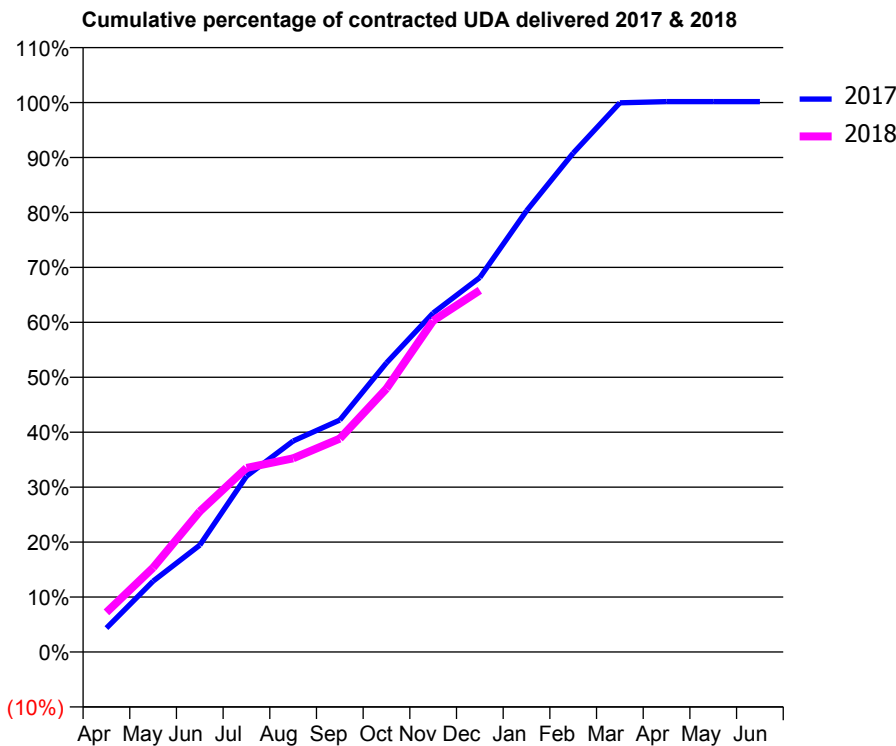
17/18 Contracted general activity (UDA)	2,866
Carry forward general activity (UDA)	-5
17/18 Contracted orthodontic activity (UOA)	0
Carry forward orthodontic activity (UOA)	0
Baseline contract value	£91,963.55

ACCESS*

Patients seen in 24 months	Total	Change since previous quarter
Quarter ending December 2016	593	
Quarter ending March 2017	578	↓
Quarter ending June 2017	578	→
Quarter ending September 2017	564	↓
Quarter ending December 2017	566	→
Variance since December 2016	(4.6%)	↓



ACTIVITY



Month	Adjusted Scheduled Activity (UDA)	
	2017	2018
April	125	207
May	370	440
June	557	733
July	917	960
August	1,100	1,010
September	1,210	1,113
October	1,508	1,374
November	1,768	1,728
December	1,954	1,886
January	2,301	
February	2,602	
March	2,865	
April	2,871	
May	2,871	
June	2,871	

QUALITY

	Quantity	Base Number	Contract	AT	Region	England
% of FP17s for the same patient ID Re-attending within 3 months - Children	7	115	6.1%	10.5%	11.6%	12.0%
% of FP17s for the same patient ID Re-attending within 3 months - Adults	28	259	10.8%	16.0%	16.7%	15.9%
% of FP17s for the same patient ID Re-attending between 3 & 9 months - Children	34	115	29.6%	42.9%	47.3%	58.0%
% of FP17s for the same patient ID Re-attending between 3 & 9 months - Adults	77	259	29.7%	35.8%	38.3%	50.5%
% of FP17s for Band 1 Urgent Courses	32	373	8.6%	10.8%	10.5%	9.0%
% of FP17s Relating to Free Repair or Replacements	0	373	0.0%	0.5%	0.6%	0.8%
% of FP17s Relating to Continuations	1	373	0.3%	0.7%	0.8%	1.1%
% of Patients satisfied with the dentistry they have received	0	0	N/A	88.9%	89.0%	91.5%
% of Patients satisfied with the time they had to wait for an appointment	0	0	N/A	81.7%	84.2%	87.9%

* This is based on patients treated on this contract for their most recent course of treatment. Figures in italics indicate the base number of FP17s or Patient Questionnaire responses are less than 100. N/A is shown where the base number of responses is less than 10 during the period. % is calculated as Quantity/Base number*100

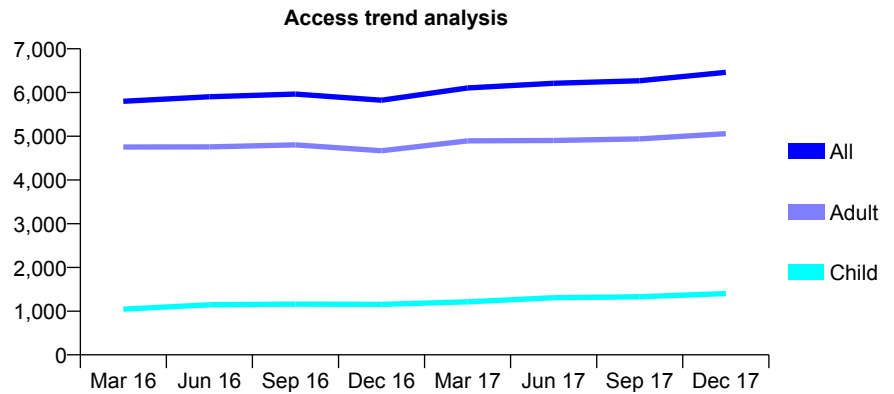
Q61 - Vital Signs At a Glance Contract Report for 934828/0001 - December 2017

Name or company name	MR L MASHENSKY
Contract type name	GDS Contract
Purpose of contract	General
Contract start date	01/04/2006
Contract end date	

17/18 Contracted general activity (UDA)	10,473
Carry forward general activity (UDA)	-209
17/18 Contracted orthodontic activity (UOA)	0
Carry forward orthodontic activity (UOA)	0
Baseline contract value	£384,623.15

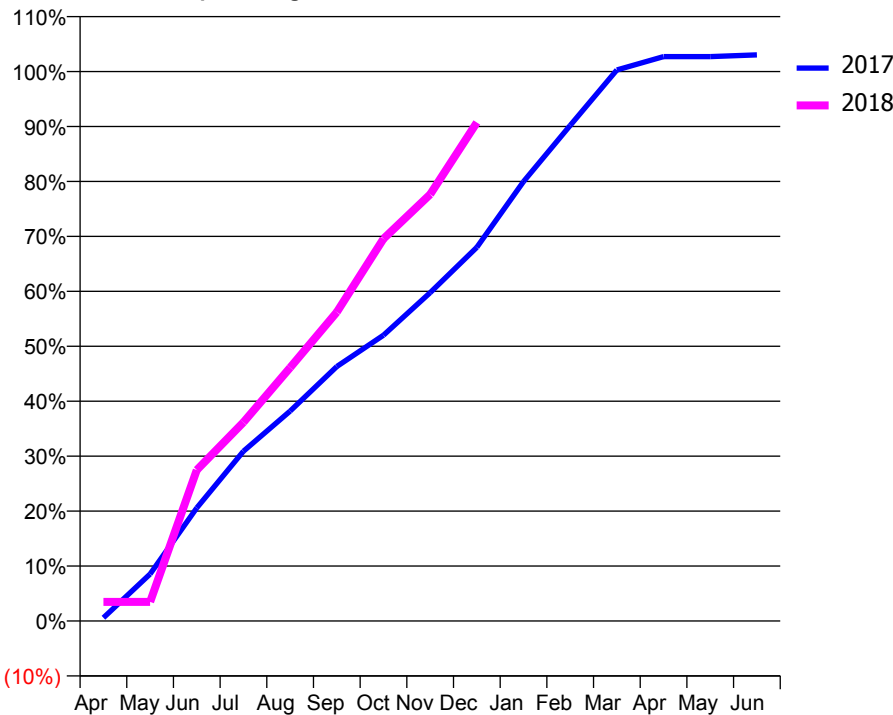
ACCESS*

Patients seen in 24 months	Total	Change since previous quarter
Quarter ending December 2016	5,824	
Quarter ending March 2017	6,106	↑
Quarter ending June 2017	6,211	→
Quarter ending September 2017	6,269	→
Quarter ending December 2017	6,462	↑
Variance since December 2016	11.0%	↑



ACTIVITY

Cumulative percentage of contracted UDA delivered 2017 & 2018



Month	Adjusted Scheduled Activity (UDA)	
	2017	2018
April	62	365
May	895	365
June	2,156	2,878
July	3,237	3,788
August	4,002	4,830
September	4,850	5,886
October	5,449	7,286
November	6,259	8,131
December	7,122	9,500
January	8,376	
February	9,446	
March	10,503	
April	10,758	
May	10,758	
June	10,789	

QUALITY

	Quantity	Base Number	Contract	AT	Region	England
% of FP17s for the same patient ID Re-attending within 3 months - Children	28	1,021	2.7%	10.5%	11.6%	12.0%
% of FP17s for the same patient ID Re-attending within 3 months - Adults	195	3,073	6.3%	16.0%	16.7%	15.9%
% of FP17s for the same patient ID Re-attending between 3 & 9 months - Children	185	1,021	18.1%	42.9%	47.3%	58.0%
% of FP17s for the same patient ID Re-attending between 3 & 9 months - Adults	432	3,073	14.1%	35.8%	38.3%	50.5%
% of FP17s for Band 1 Urgent Courses	131	3,933	3.3%	10.8%	10.5%	9.0%
% of FP17s Relating to Free Repair or Replacements	0	3,933	0.0%	0.5%	0.6%	0.8%
% of FP17s Relating to Continuations	4	3,933	0.1%	0.7%	0.8%	1.1%
% of Patients satisfied with the dentistry they have received	2	3	N/A	88.9%	89.0%	91.5%
% of Patients satisfied with the time they had to wait for an appointment	3	3	N/A	81.7%	84.2%	87.9%

* This is based on patients treated on this contract for their most recent course of treatment. Figures in italics indicate the base number of FP17s or Patient Questionnaire responses are less than 100. N/A is shown where the base number of responses is less than 10 during the period. % is calculated as Quantity/Base number*100

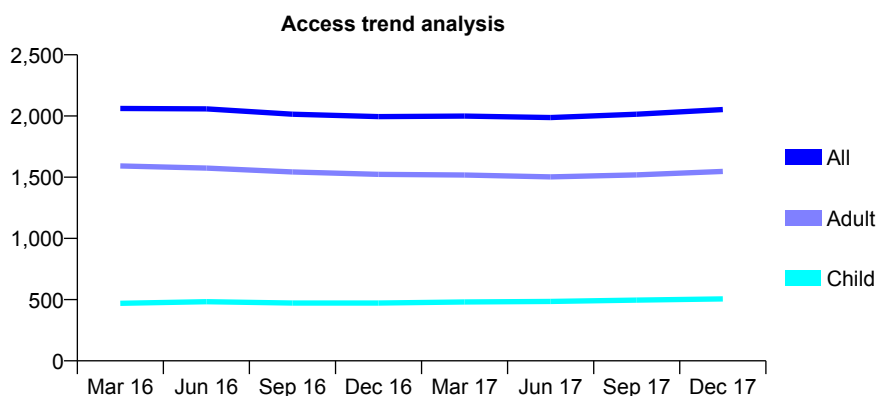
Q61 - Vital Signs At a Glance Contract Report for 935670/0001 - December 2017

Name or company name	MR PK OCANSEY
Contract type name	GDS Contract
Purpose of contract	General
Contract start date	01/04/2006
Contract end date	

17/18 Contracted general activity (UDA)	7,145
Carry forward general activity (UDA)	271
17/18 Contracted orthodontic activity (UOA)	0
Carry forward orthodontic activity (UOA)	0
Baseline contract value	£204,186.58

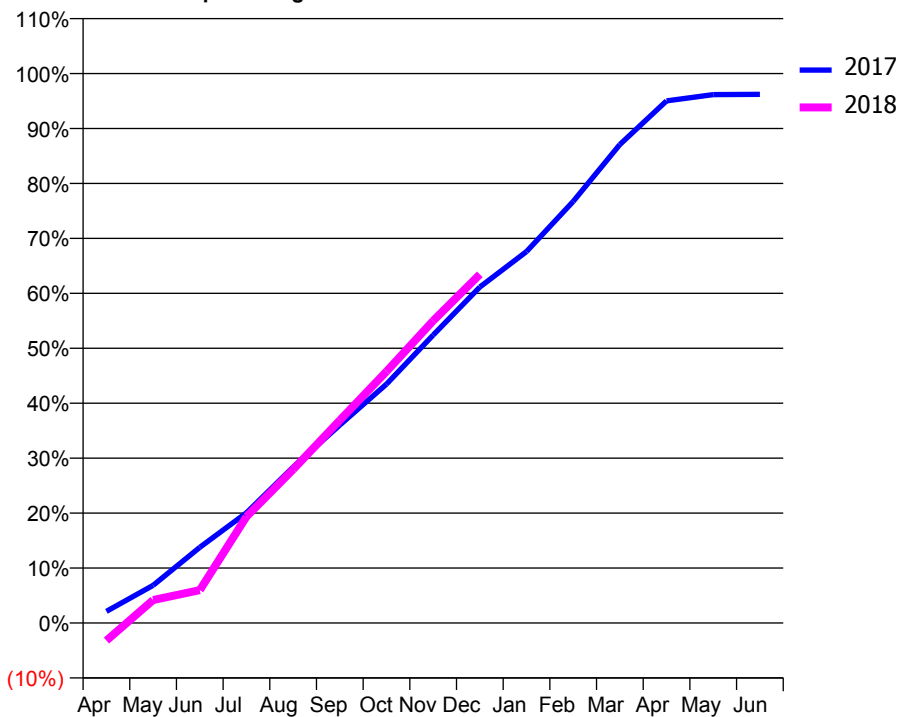
ACCESS*

Patients seen in 24 months	Total	Change since previous quarter
Quarter ending December 2016	1,995	
Quarter ending March 2017	1,999	→
Quarter ending June 2017	1,988	→
Quarter ending September 2017	2,015	→
Quarter ending December 2017	2,053	→
Variance since December 2016	2.9%	↑



ACTIVITY

Cumulative percentage of contracted UDA delivered 2017 & 2018



Month	Adjusted Scheduled Activity (UDA)	
	2017	2018
April	151	-230
May	490	300
June	984	428
July	1,433	1,382
August	2,029	1,996
September	2,574	2,636
October	3,106	3,270
November	3,744	3,930
December	4,369	4,533
January	4,829	
February	5,482	
March	6,221	
April	6,790	
May	6,871	
June	6,874	

QUALITY

	Quantity	Base Number	Contract	AT	Region	England
% of FP17s for the same patient ID Re-attending within 3 months - Children	42	438	9.6%	10.5%	11.6%	12.0%
% of FP17s for the same patient ID Re-attending within 3 months - Adults	179	1,253	14.3%	16.0%	16.7%	15.9%
% of FP17s for the same patient ID Re-attending between 3 & 9 months - Children	174	438	39.7%	42.9%	47.3%	58.0%
% of FP17s for the same patient ID Re-attending between 3 & 9 months - Adults	428	1,253	34.2%	35.8%	38.3%	50.5%
% of FP17s for Band 1 Urgent Courses	115	1,511	7.6%	10.8%	10.5%	9.0%
% of FP17s Relating to Free Repair or Replacements	14	1,511	0.9%	0.5%	0.6%	0.8%
% of FP17s Relating to Continuations	25	1,511	1.7%	0.7%	0.8%	1.1%
% of Patients satisfied with the dentistry they have received	0	0	N/A	88.9%	89.0%	91.5%
% of Patients satisfied with the time they had to wait for an appointment	0	0	N/A	81.7%	84.2%	87.9%

* This is based on patients treated on this contract for their most recent course of treatment. Figures in italics indicate the base number of FP17s or Patient Questionnaire responses are less than 100. N/A is shown where the base number of responses is less than 10 during the period. % is calculated as Quantity/Base number*100

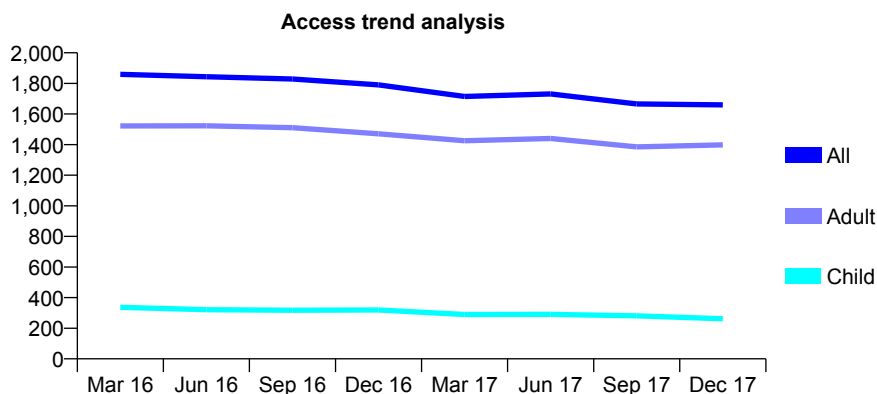
Q61 - Vital Signs At a Glance Contract Report for 935964/0001 - December 2017

Name or company name	MS KN RAO
Contract type name	GDS Contract
Purpose of contract	General
Contract start date	01/04/2006
Contract end date	

17/18 Contracted general activity (UDA)	7,018
Carry forward general activity (UDA)	0
17/18 Contracted orthodontic activity (UOA)	0
Carry forward orthodontic activity (UOA)	0
Baseline contract value	£209,054.95

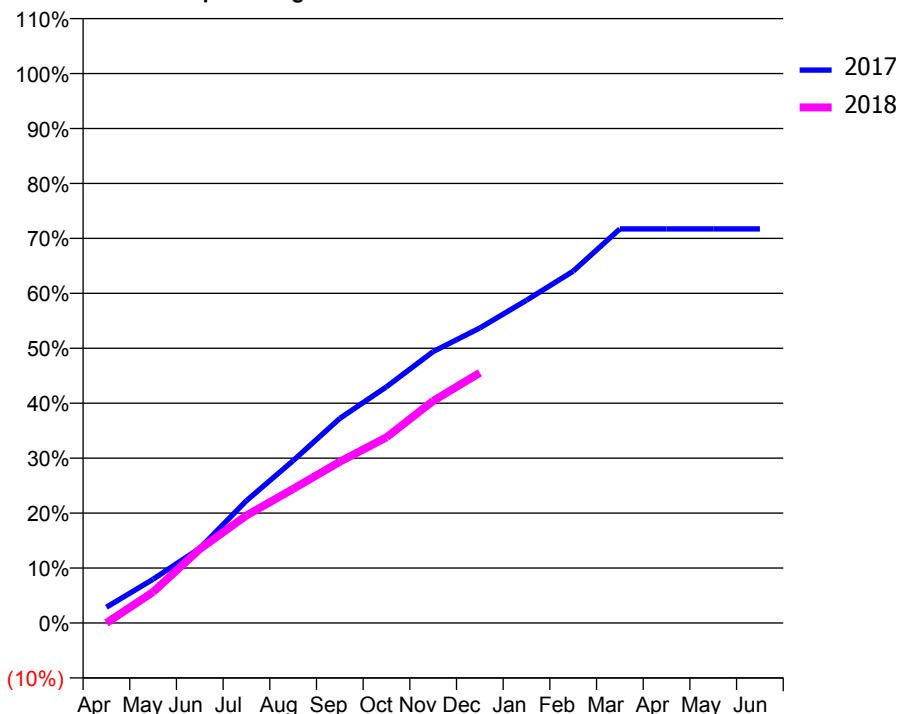
ACCESS*

Patients seen in 24 months	Total	Change since previous quarter
Quarter ending December 2016	1,790	
Quarter ending March 2017	1,715	↓
Quarter ending June 2017	1,731	→
Quarter ending September 2017	1,666	↓
Quarter ending December 2017	1,660	→
Variance since December 2016	(7.3%)	↓



ACTIVITY

Cumulative percentage of contracted UDA delivered 2017 & 2018



Month	Adjusted Scheduled Activity (UDA)	
	2017	2018
April	202	0
May	559	396
June	954	945
July	1,563	1,374
August	2,073	1,712
September	2,613	2,060
October	3,017	2,372
November	3,467	2,836
December	3,767	3,196
January	4,122	
February	4,494	
March	5,033	
April	5,033	
May	5,034	
June	5,034	

QUALITY

	Quantity	Base Number	Contract	AT	Region	England
% of FP17s for the same patient ID Re-attending within 3 months - Children	5	185	2.7%	10.5%	11.6%	12.0%
% of FP17s for the same patient ID Re-attending within 3 months - Adults	34	890	3.8%	16.0%	16.7%	15.9%
% of FP17s for the same patient ID Re-attending between 3 & 9 months - Children	62	185	33.5%	42.9%	47.3%	58.0%
% of FP17s for the same patient ID Re-attending between 3 & 9 months - Adults	201	890	22.6%	35.8%	38.3%	50.5%
% of FP17s for Band 1 Urgent Courses	77	1,074	7.2%	10.8%	10.5%	9.0%
% of FP17s Relating to Free Repair or Replacements	0	1,074	0.0%	0.5%	0.6%	0.8%
% of FP17s Relating to Continuations	0	1,074	0.0%	0.7%	0.8%	1.1%
% of Patients satisfied with the dentistry they have received	1	1	N/A	88.9%	89.0%	91.5%
% of Patients satisfied with the time they had to wait for an appointment	1	1	N/A	81.7%	84.2%	87.9%

* This is based on patients treated on this contract for their most recent course of treatment. Figures in italics indicate the base number of FP17s or Patient Questionnaire responses are less than 100. N/A is shown where the base number of responses is less than 10 during the period. % is calculated as Quantity/Base number*100

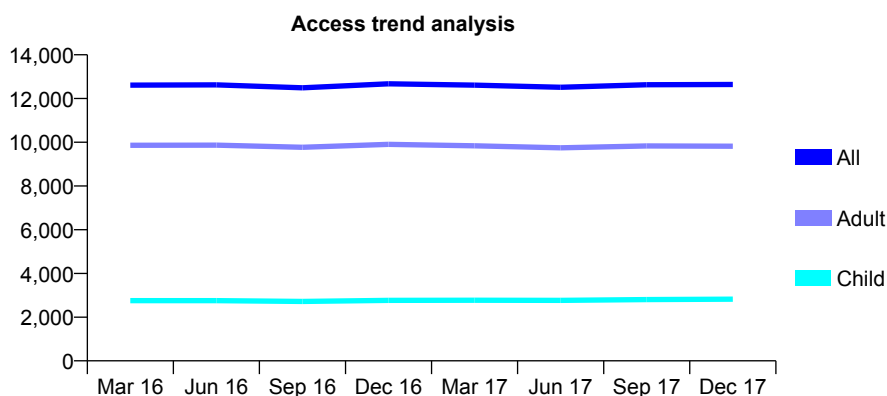
Q61 - Vital Signs At a Glance Contract Report for 936685/0001 - December 2017

Name or company name	MR K MADJIDZADEH AVAL
Contract type name	GDS Contract
Purpose of contract	General
Contract start date	01/04/2006
Contract end date	

17/18 Contracted general activity (UDA)	33,835
Carry forward general activity (UDA)	1,002
17/18 Contracted orthodontic activity (UOA)	0
Carry forward orthodontic activity (UOA)	0
Baseline contract value	£961,407.80

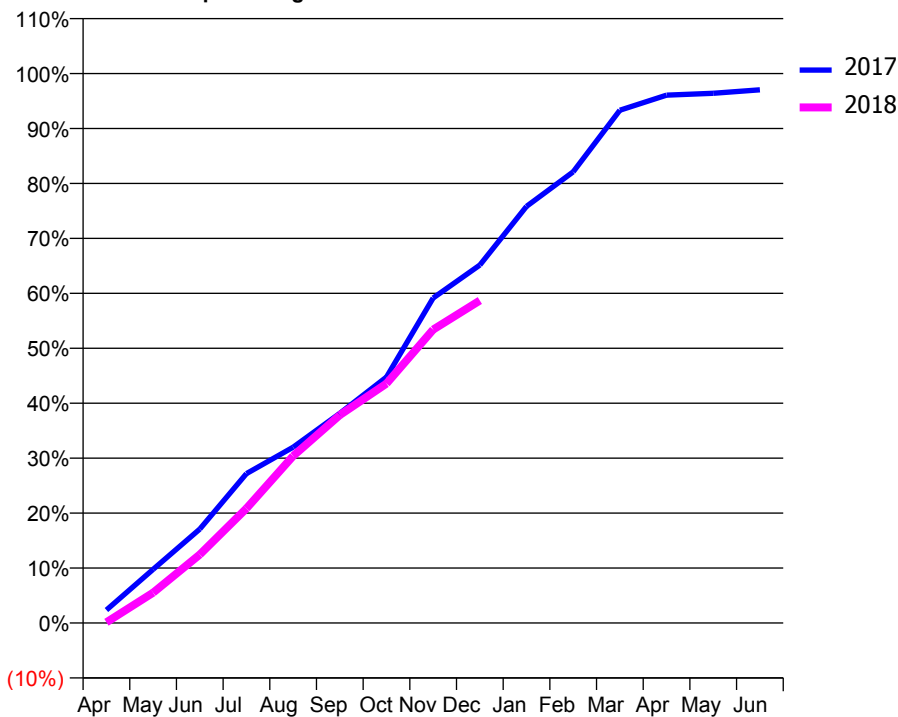
ACCESS*

Patients seen in 24 months	Total	Change since previous quarter
Quarter ending December 2016	12,671	
Quarter ending March 2017	12,611	→
Quarter ending June 2017	12,514	→
Quarter ending September 2017	12,629	→
Quarter ending December 2017	12,645	→
Variance since December 2016	(0.2%)	→



ACTIVITY

Cumulative percentage of contracted UDA delivered 2017 & 2018



Month	Adjusted Scheduled Activity (UDA)	
	2017	2018
April	801	49
May	3,307	1,869
June	5,781	4,218
July	9,198	7,058
August	10,822	10,284
September	12,908	12,803
October	15,146	14,746
November	20,012	18,068
December	22,040	19,859
January	25,658	
February	27,778	
March	31,571	
April	32,504	
May	32,615	
June	32,833	

QUALITY

	Quantity	Base Number	Contract	AT	Region	England
% of FP17s for the same patient ID Re-attending within 3 months - Children	83	2,115	3.9%	10.5%	11.6%	12.0%
% of FP17s for the same patient ID Re-attending within 3 months - Adults	699	6,932	10.1%	16.0%	16.7%	15.9%
% of FP17s for the same patient ID Re-attending between 3 & 9 months - Children	798	2,115	37.7%	42.9%	47.3%	58.0%
% of FP17s for the same patient ID Re-attending between 3 & 9 months - Adults	2,610	6,932	37.7%	35.8%	38.3%	50.5%
% of FP17s for Band 1 Urgent Courses	638	8,560	7.5%	10.8%	10.5%	9.0%
% of FP17s Relating to Free Repair or Replacements	13	8,560	0.2%	0.5%	0.6%	0.8%
% of FP17s Relating to Continuations	49	8,560	0.6%	0.7%	0.8%	1.1%
% of Patients satisfied with the dentistry they have received	8	8	N/A	88.9%	89.0%	91.5%
% of Patients satisfied with the time they had to wait for an appointment	7	8	N/A	81.7%	84.2%	87.9%

* This is based on patients treated on this contract for their most recent course of treatment. Figures in italics indicate the base number of FP17s or Patient Questionnaire responses are less than 100. N/A is shown where the base number of responses is less than 10 during the period. % is calculated as Quantity/Base number*100

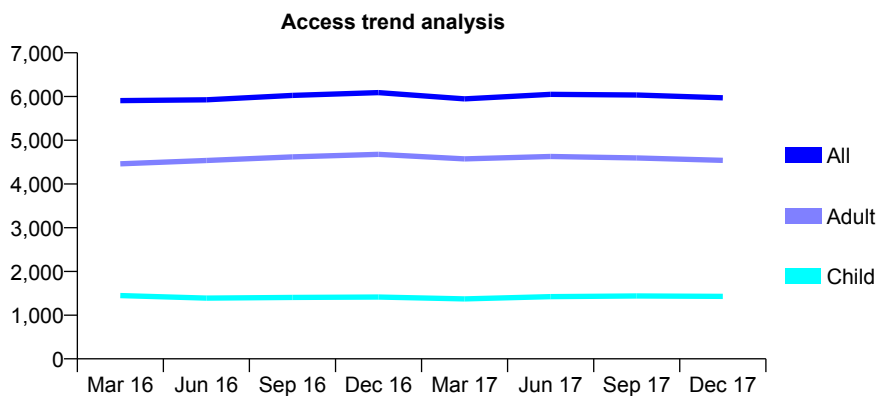
Q61 - Vital Signs At a Glance Contract Report for 937436/0006 - December 2017

Name or company name	MR DJ SACKWILD
Contract type name	GDS Contract
Purpose of contract	General
Contract start date	01/11/2013
Contract end date	

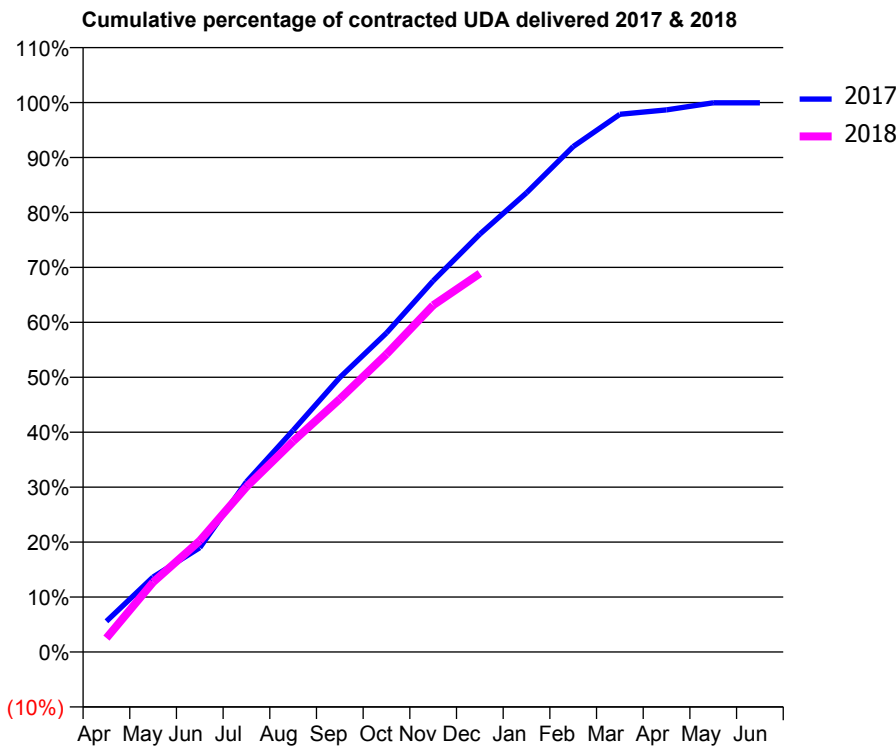
17/18 Contracted general activity (UDA)	17,260
Carry forward general activity (UDA)	11
17/18 Contracted orthodontic activity (UOA)	0
Carry forward orthodontic activity (UOA)	0
Baseline contract value	£437,306.85

ACCESS*

Patients seen in 24 months	Total	Change since previous quarter
Quarter ending December 2016	6,091	
Quarter ending March 2017	5,945	↓
Quarter ending June 2017	6,051	→
Quarter ending September 2017	6,034	→
Quarter ending December 2017	5,970	↓
Variance since December 2016	(2.0%)	↓



ACTIVITY



Month	Adjusted Scheduled Activity (UDA)	
	2017	2018
April	964	439
May	2,358	2,192
June	3,276	3,494
July	5,347	5,187
August	6,964	6,620
September	8,622	7,949
October	10,019	9,353
November	11,657	10,890
December	13,124	11,889
January	14,421	
February	15,876	
March	16,890	
April	17,030	
May	17,249	
June	17,249	

QUALITY

	Quantity	Base Number	Contract	AT	Region	England
% of FP17s for the same patient ID Re-attending within 3 months - Children	99	1,165	8.5%	10.5%	11.6%	12.0%
% of FP17s for the same patient ID Re-attending within 3 months - Adults	339	3,102	10.9%	16.0%	16.7%	15.9%
% of FP17s for the same patient ID Re-attending between 3 & 9 months - Children	445	1,165	38.2%	42.9%	47.3%	58.0%
% of FP17s for the same patient ID Re-attending between 3 & 9 months - Adults	835	3,102	26.9%	35.8%	38.3%	50.5%
% of FP17s for Band 1 Urgent Courses	690	4,154	16.6%	10.8%	10.5%	9.0%
% of FP17s Relating to Free Repair or Replacements	0	4,154	0.0%	0.5%	0.6%	0.8%
% of FP17s Relating to Continuations	51	4,154	1.2%	0.7%	0.8%	1.1%
% of Patients satisfied with the dentistry they have received	0	0	N/A	88.9%	89.0%	91.5%
% of Patients satisfied with the time they had to wait for an appointment	0	0	N/A	81.7%	84.2%	87.9%

* This is based on patients treated on this contract for their most recent course of treatment. Figures in italics indicate the base number of FP17s or Patient Questionnaire responses are less than 100. N/A is shown where the base number of responses is less than 10 during the period. % is calculated as Quantity/Base number*100

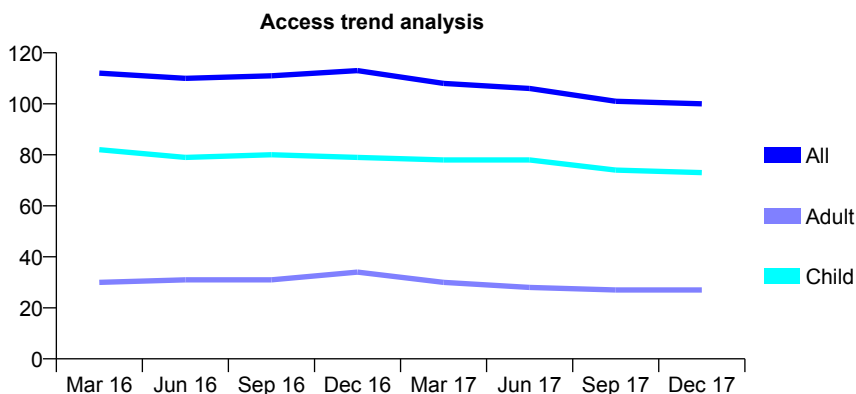
Q61 - Vital Signs At a Glance Contract Report for 941999/0001 - December 2017

Name or company name	MRS S DASWANI
Contract type name	GDS Contract
Purpose of contract	General
Contract start date	01/04/2006
Contract end date	

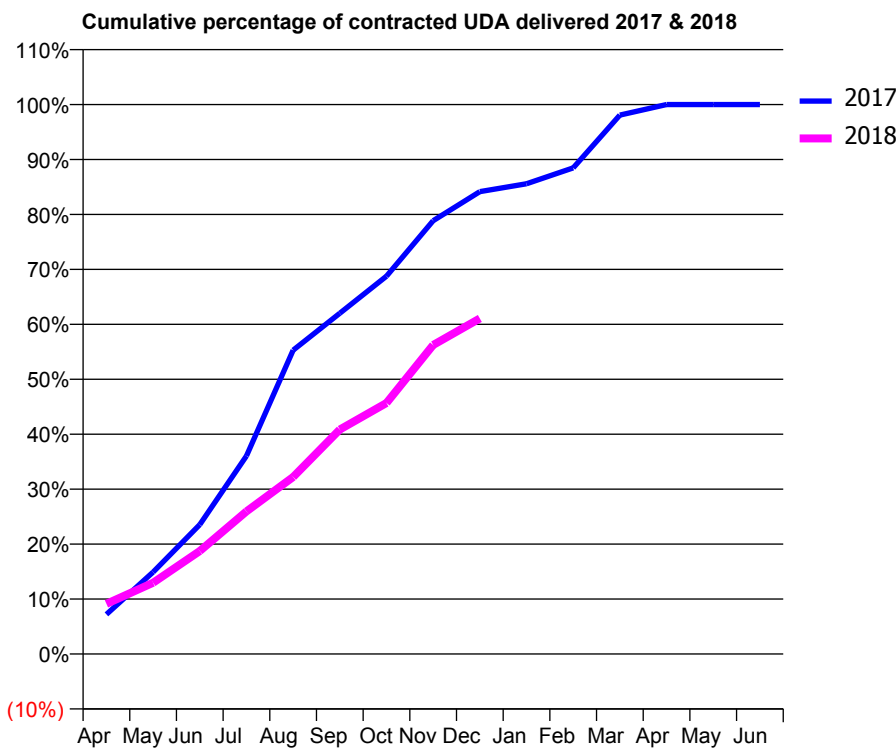
17/18 Contracted general activity (UDA)	208
Carry forward general activity (UDA)	0
17/18 Contracted orthodontic activity (UOA)	0
Carry forward orthodontic activity (UOA)	0
Baseline contract value	£4,927.29

ACCESS*

Patients seen in 24 months	Total	Change since previous quarter
Quarter ending December 2016	113	
Quarter ending March 2017	108	↓
Quarter ending June 2017	106	↓
Quarter ending September 2017	101	↓
Quarter ending December 2017	100	→
Variance since December 2016	(11.5%)	↓



ACTIVITY



Month	Adjusted Scheduled Activity (UDA)	
	2017	2018
April	15	19
May	31	27
June	49	39
July	75	54
August	115	67
September	129	85
October	143	95
November	164	117
December	175	127
January	178	
February	184	
March	204	
April	208	
May	208	
June	208	

QUALITY

	Quantity	Base Number	Contract	AT	Region	England
% of FP17s for the same patient ID Re-attending within 3 months - Children	1	64	1.6%	10.5%	11.6%	12.0%
% of FP17s for the same patient ID Re-attending within 3 months - Adults	3	12	25.0%	16.0%	16.7%	15.9%
% of FP17s for the same patient ID Re-attending between 3 & 9 months - Children	40	64	62.5%	42.9%	47.3%	58.0%
% of FP17s for the same patient ID Re-attending between 3 & 9 months - Adults	9	12	75.0%	35.8%	38.3%	50.5%
% of FP17s for Band 1 Urgent Courses	0	72	0.0%	10.8%	10.5%	9.0%
% of FP17s Relating to Free Repair or Replacements	0	72	0.0%	0.5%	0.6%	0.8%
% of FP17s Relating to Continuations	0	72	0.0%	0.7%	0.8%	1.1%
% of Patients satisfied with the dentistry they have received	0	0	N/A	88.9%	89.0%	91.5%
% of Patients satisfied with the time they had to wait for an appointment	0	0	N/A	81.7%	84.2%	87.9%

* This is based on patients treated on this contract for their most recent course of treatment. Figures in italics indicate the base number of FP17s or Patient Questionnaire responses are less than 100. N/A is shown where the base number of responses is less than 10 during the period. % is calculated as Quantity/Base number*100

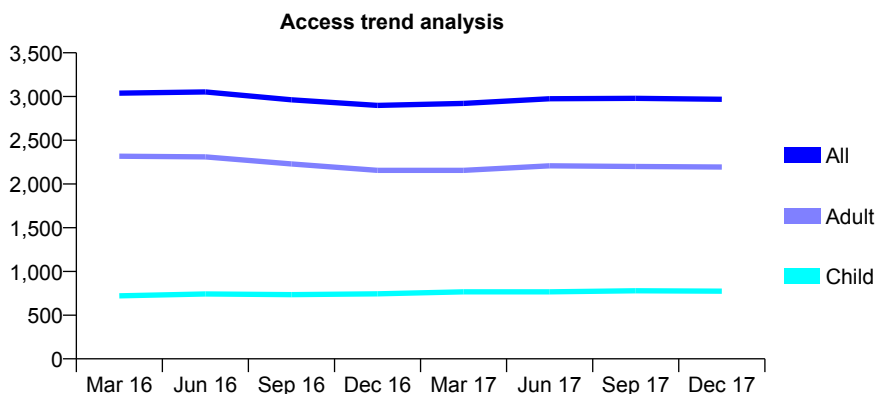
Q61 - Vital Signs At a Glance Contract Report for 944394/0001 - December 2017

Name or company name	MR R PAUL
Contract type name	GDS Contract
Purpose of contract	General
Contract start date	01/04/2006
Contract end date	

17/18 Contracted general activity (UDA)	9,412
Carry forward general activity (UDA)	6
17/18 Contracted orthodontic activity (UOA)	0
Carry forward orthodontic activity (UOA)	0
Baseline contract value	£243,108.90

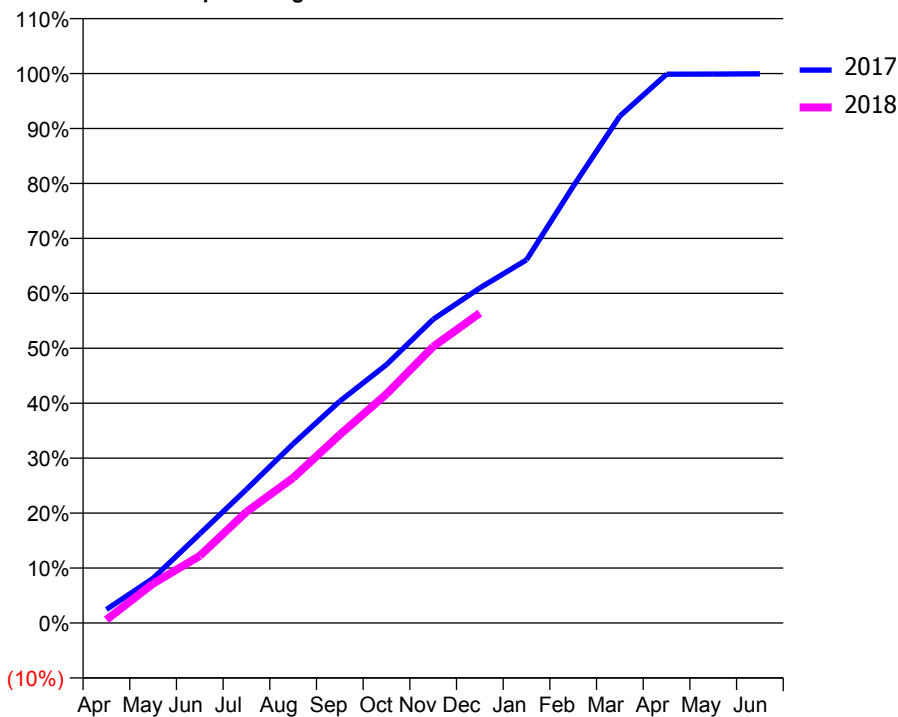
ACCESS*

Patients seen in 24 months	Total	Change since previous quarter
Quarter ending December 2016	2,898	
Quarter ending March 2017	2,922	→
Quarter ending June 2017	2,974	→
Quarter ending September 2017	2,979	→
Quarter ending December 2017	2,968	→
Variance since December 2016	2.4%	↑



ACTIVITY

Cumulative percentage of contracted UDA delivered 2017 & 2018



Month	Adjusted Scheduled Activity (UDA)	
	2017	2018
April	233	56
May	766	675
June	1,526	1,149
July	2,291	1,903
August	3,068	2,486
September	3,799	3,227
October	4,425	3,923
November	5,202	4,734
December	5,738	5,308
January	6,221	
February	7,479	
March	8,683	
April	9,400	
May	9,402	
June	9,406	

QUALITY

	Quantity	Base Number	Contract	AT	Region	England
% of FP17s for the same patient ID Re-attending within 3 months - Children	62	701	8.8%	10.5%	11.6%	12.0%
% of FP17s for the same patient ID Re-attending within 3 months - Adults	241	1,654	14.6%	16.0%	16.7%	15.9%
% of FP17s for the same patient ID Re-attending between 3 & 9 months - Children	323	701	46.1%	42.9%	47.3%	58.0%
% of FP17s for the same patient ID Re-attending between 3 & 9 months - Adults	632	1,654	38.2%	35.8%	38.3%	50.5%
% of FP17s for Band 1 Urgent Courses	166	2,158	7.7%	10.8%	10.5%	9.0%
% of FP17s Relating to Free Repair or Replacements	42	2,158	1.9%	0.5%	0.6%	0.8%
% of FP17s Relating to Continuations	23	2,158	1.1%	0.7%	0.8%	1.1%
% of Patients satisfied with the dentistry they have received	3	3	N/A	88.9%	89.0%	91.5%
% of Patients satisfied with the time they had to wait for an appointment	3	3	N/A	81.7%	84.2%	87.9%

* This is based on patients treated on this contract for their most recent course of treatment. Figures in italics indicate the base number of FP17s or Patient Questionnaire responses are less than 100. N/A is shown where the base number of responses is less than 10 during the period. % is calculated as Quantity/Base number*100

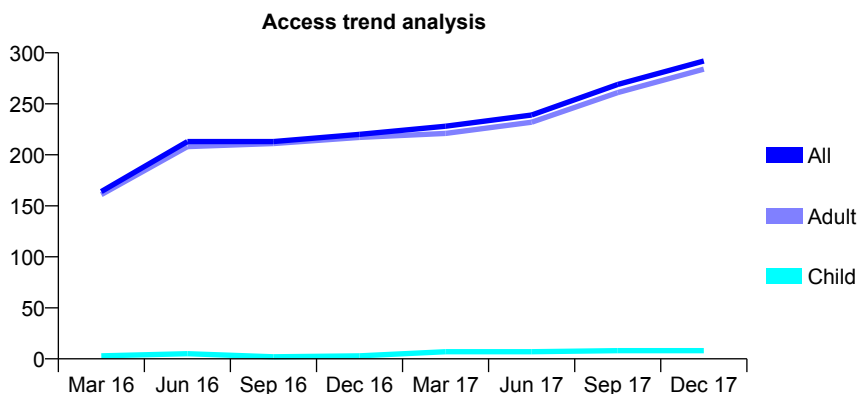
Q61 - Vital Signs At a Glance Contract Report for 947806/0002 - December 2017

Name or company name	MR PA SHAH
Contract type name	PDS Contract
Purpose of contract	General
Contract start date	01/08/2010
Contract end date	31/03/2018

17/18 Contracted general activity (UDA)	1,128
Carry forward general activity (UDA)	-19
17/18 Contracted orthodontic activity (UOA)	0
Carry forward orthodontic activity (UOA)	0
Baseline contract value	£157,555.62

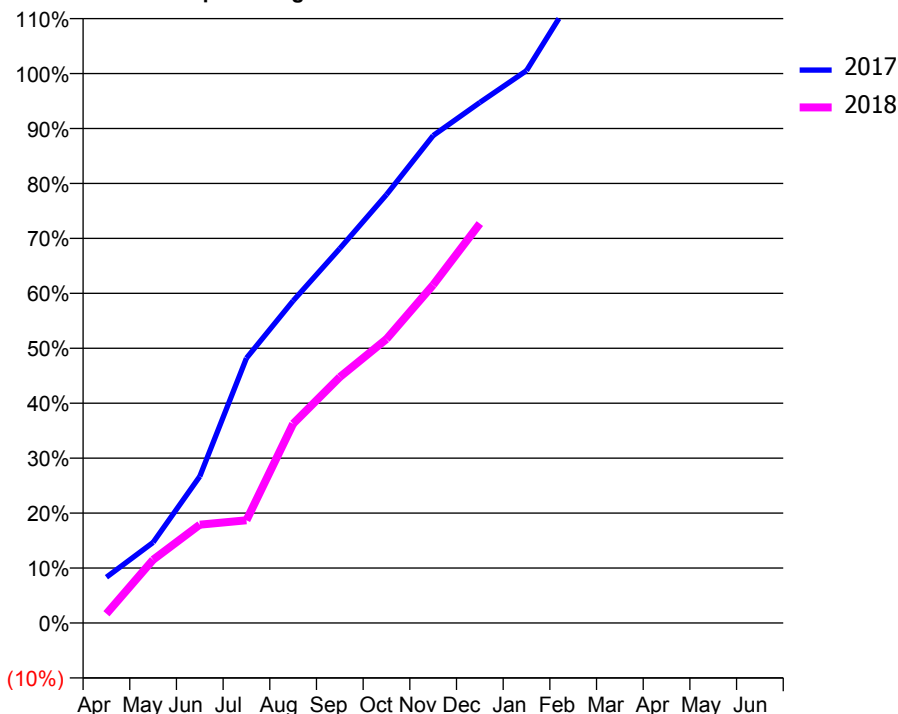
ACCESS*

Patients seen in 24 months	Total	Change since previous quarter
Quarter ending December 2016	220	
Quarter ending March 2017	228	↑
Quarter ending June 2017	239	↑
Quarter ending September 2017	269	↑
Quarter ending December 2017	292	↑
Variance since December 2016	32.7%	↑



ACTIVITY

Cumulative percentage of contracted UDA delivered 2017 & 2018



Month	Adjusted Scheduled Activity (UDA)	
	2017	2018
April	79	19
May	139	130
June	253	202
July	457	211
August	556	409
September	646	505
October	739	583
November	841	694
December	898	820
January	953	
February	1,082	
March	1,133	
April	1,136	
May	1,145	
June	1,145	

QUALITY

	Quantity	Base Number	Contract	AT	Region	England
% of FP17s for the same patient ID Re-attending within 3 months - Children	0	7	0.0%	10.5%	11.6%	12.0%
% of FP17s for the same patient ID Re-attending within 3 months - Adults	5	264	1.9%	16.0%	16.7%	15.9%
% of FP17s for the same patient ID Re-attending between 3 & 9 months - Children	0	7	0.0%	42.9%	47.3%	58.0%
% of FP17s for the same patient ID Re-attending between 3 & 9 months - Adults	12	264	4.5%	35.8%	38.3%	50.5%
% of FP17s for Band 1 Urgent Courses	0	267	0.0%	10.8%	10.5%	9.0%
% of FP17s Relating to Free Repair or Replacements	0	267	0.0%	0.5%	0.6%	0.8%
% of FP17s Relating to Continuations	0	267	0.0%	0.7%	0.8%	1.1%
% of Patients satisfied with the dentistry they have received	0	0	N/A	88.9%	89.0%	91.5%
% of Patients satisfied with the time they had to wait for an appointment	0	0	N/A	81.7%	84.2%	87.9%

* This is based on patients treated on this contract for their most recent course of treatment. Figures in italics indicate the base number of FP17s or Patient Questionnaire responses are less than 100. N/A is shown where the base number of responses is less than 10 during the period. % is calculated as Quantity/Base number*100

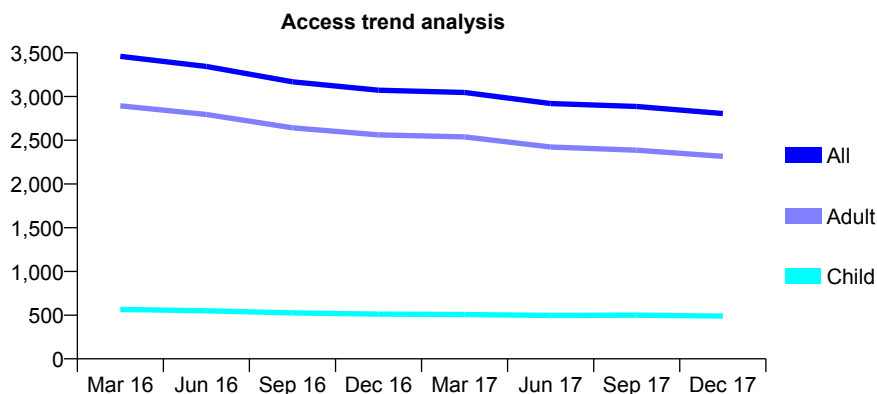
Q61 - Vital Signs At a Glance Contract Report for 949787/0001 - December 2017

Name or company name	MR OA ADEBIYI
Contract type name	GDS Contract
Purpose of contract	General
Contract start date	01/04/2006
Contract end date	

17/18 Contracted general activity (UDA)	9,518
Carry forward general activity (UDA)	0
17/18 Contracted orthodontic activity (UOA)	0
Carry forward orthodontic activity (UOA)	0
Baseline contract value	£232,896.01

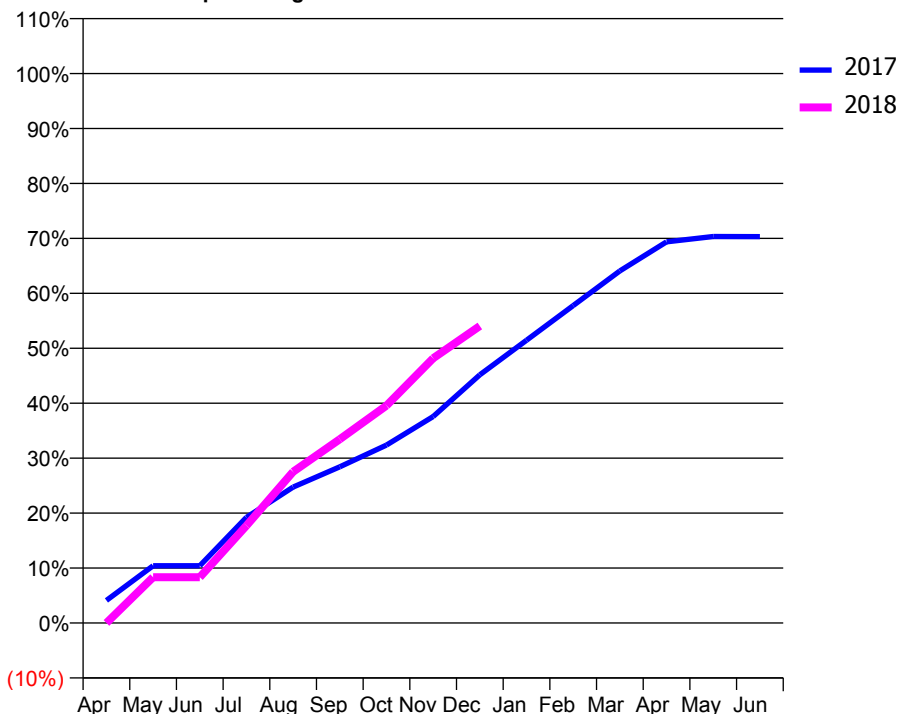
ACCESS*

Patients seen in 24 months	Total	Change since previous quarter
Quarter ending December 2016	3,072	
Quarter ending March 2017	3,046	→
Quarter ending June 2017	2,920	↓
Quarter ending September 2017	2,886	↓
Quarter ending December 2017	2,805	↓
Variance since December 2016	(8.7%)	↓



ACTIVITY

Cumulative percentage of contracted UDA delivered 2017 & 2018



Month	Adjusted Scheduled Activity (UDA)	
	2017	2018
April	392	0
May	993	793
June	993	793
July	1,831	1,686
August	2,356	2,620
September	2,706	3,184
October	3,083	3,766
November	3,577	4,585
December	4,299	5,145
January	4,897	
February	5,497	
March	6,099	
April	6,603	
May	6,695	
June	6,692	

QUALITY

	Quantity	Base Number	Contract	AT	Region	England
% of FP17s for the same patient ID Re-attending within 3 months - Children	27	479	5.6%	10.5%	11.6%	12.0%
% of FP17s for the same patient ID Re-attending within 3 months - Adults	189	1,804	10.5%	16.0%	16.7%	15.9%
% of FP17s for the same patient ID Re-attending between 3 & 9 months - Children	190	479	39.7%	42.9%	47.3%	58.0%
% of FP17s for the same patient ID Re-attending between 3 & 9 months - Adults	592	1,804	32.8%	35.8%	38.3%	50.5%
% of FP17s for Band 1 Urgent Courses	180	2,063	8.7%	10.8%	10.5%	9.0%
% of FP17s Relating to Free Repair or Replacements	0	2,063	0.0%	0.5%	0.6%	0.8%
% of FP17s Relating to Continuations	0	2,063	0.0%	0.7%	0.8%	1.1%
% of Patients satisfied with the dentistry they have received	1	1	N/A	88.9%	89.0%	91.5%
% of Patients satisfied with the time they had to wait for an appointment	1	1	N/A	81.7%	84.2%	87.9%

* This is based on patients treated on this contract for their most recent course of treatment. Figures in italics indicate the base number of FP17s or Patient Questionnaire responses are less than 100. N/A is shown where the base number of responses is less than 10 during the period. % is calculated as Quantity/Base number*100

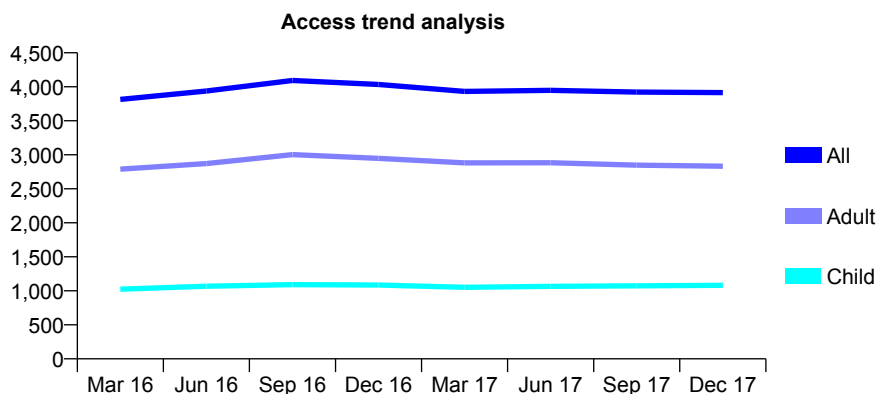
Q61 - Vital Signs At a Glance Contract Report for 949892/0001 - December 2017

Name or company name	MR KC SHAH
Contract type name	GDS Contract
Purpose of contract	General
Contract start date	21/07/2010
Contract end date	

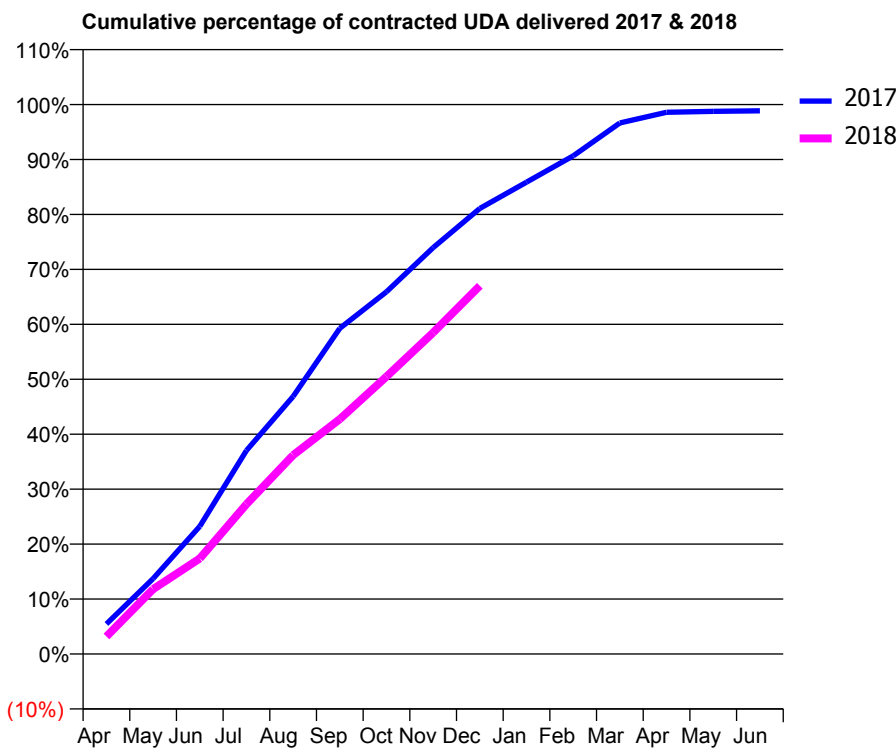
17/18 Contracted general activity (UDA)	8,870
Carry forward general activity (UDA)	103
17/18 Contracted orthodontic activity (UOA)	0
Carry forward orthodontic activity (UOA)	0
Baseline contract value	£208,558.79

ACCESS*

Patients seen in 24 months	Total	Change since previous quarter
Quarter ending December 2016	4,035	
Quarter ending March 2017	3,932	↓
Quarter ending June 2017	3,948	→
Quarter ending September 2017	3,922	→
Quarter ending December 2017	3,914	→
Variance since December 2016	(3.0%)	↓



ACTIVITY



Month	Adjusted Scheduled Activity (UDA)	
	2017	2018
April	485	283
May	1,218	1,047
June	2,061	1,543
July	3,286	2,418
August	4,158	3,210
September	5,258	3,793
October	5,847	4,478
November	6,561	5,189
December	7,193	5,945
January	7,617	
February	8,041	
March	8,571	
April	8,745	
May	8,759	
June	8,767	

QUALITY

	Quantity	Base Number	Contract	AT	Region	England
% of FP17s for the same patient ID Re-attending within 3 months - Children	69	1,084	6.4%	10.5%	11.6%	12.0%
% of FP17s for the same patient ID Re-attending within 3 months - Adults	307	2,260	13.6%	16.0%	16.7%	15.9%
% of FP17s for the same patient ID Re-attending between 3 & 9 months - Children	520	1,084	48.0%	42.9%	47.3%	58.0%
% of FP17s for the same patient ID Re-attending between 3 & 9 months - Adults	733	2,260	32.4%	35.8%	38.3%	50.5%
% of FP17s for Band 1 Urgent Courses	496	3,224	15.4%	10.8%	10.5%	9.0%
% of FP17s Relating to Free Repair or Replacements	5	3,224	0.2%	0.5%	0.6%	0.8%
% of FP17s Relating to Continuations	3	3,224	0.1%	0.7%	0.8%	1.1%
% of Patients satisfied with the dentistry they have received	4	4	N/A	88.9%	89.0%	91.5%
% of Patients satisfied with the time they had to wait for an appointment	3	4	N/A	81.7%	84.2%	87.9%

* This is based on patients treated on this contract for their most recent course of treatment. Figures in italics indicate the base number of FP17s or Patient Questionnaire responses are less than 100. N/A is shown where the base number of responses is less than 10 during the period. % is calculated as Quantity/Base number*100

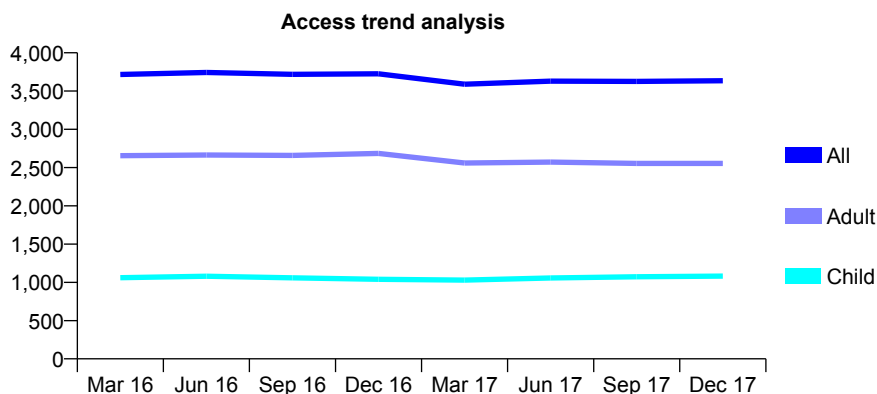
Q61 - Vital Signs At a Glance Contract Report for 954314/0001 - December 2017

Name or company name	Shradha Innani
Contract type name	GDS Contract
Purpose of contract	General
Contract start date	01/04/2006
Contract end date	

17/18 Contracted general activity (UDA)	10,835
Carry forward general activity (UDA)	0
17/18 Contracted orthodontic activity (UOA)	0
Carry forward orthodontic activity (UOA)	0
Baseline contract value	£312,546.74

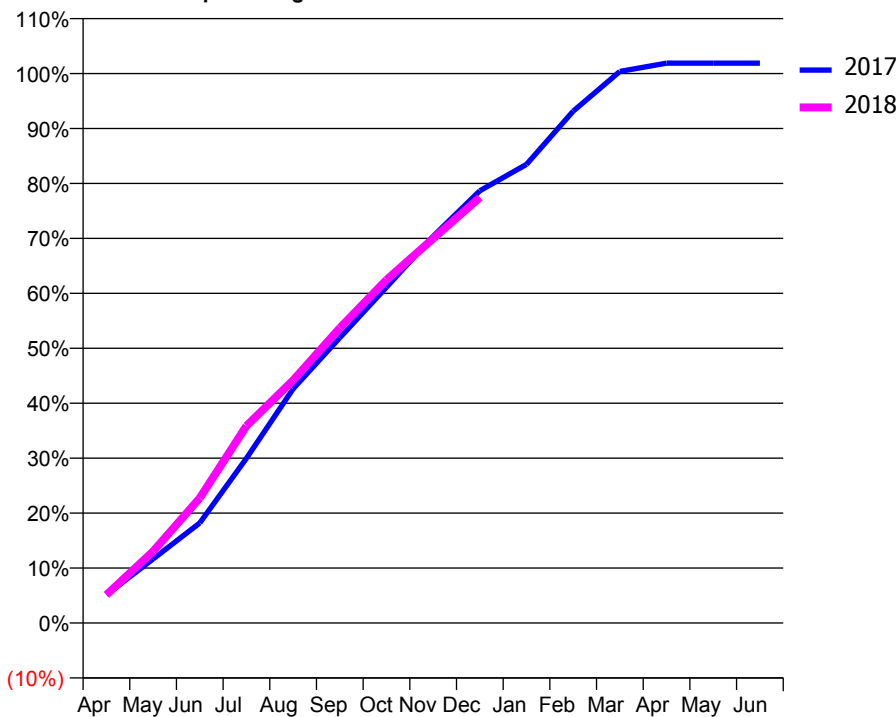
ACCESS*

Patients seen in 24 months	Total	Change since previous quarter
Quarter ending December 2016	3,725	
Quarter ending March 2017	3,590	↓
Quarter ending June 2017	3,629	→
Quarter ending September 2017	3,627	→
Quarter ending December 2017	3,635	→
Variance since December 2016	(2.4%)	↓



ACTIVITY

Cumulative percentage of contracted UDA delivered 2017 & 2018



Month	Adjusted Scheduled Activity (UDA)	
	2017	2018
April	555	555
May	1,264	1,414
June	1,974	2,464
July	3,250	3,887
August	4,619	4,786
September	5,624	5,817
October	6,622	6,767
November	7,626	7,581
December	8,522	8,390
January	9,045	
February	10,094	
March	10,877	
April	11,038	
May	11,038	
June	11,038	

QUALITY

	Quantity	Base Number	Contract	AT	Region	England
% of FP17s for the same patient ID Re-attending within 3 months - Children	66	1,018	6.5%	10.5%	11.6%	12.0%
% of FP17s for the same patient ID Re-attending within 3 months - Adults	298	2,250	13.2%	16.0%	16.7%	15.9%
% of FP17s for the same patient ID Re-attending between 3 & 9 months - Children	485	1,018	47.6%	42.9%	47.3%	58.0%
% of FP17s for the same patient ID Re-attending between 3 & 9 months - Adults	849	2,250	37.7%	35.8%	38.3%	50.5%
% of FP17s for Band 1 Urgent Courses	531	3,182	16.7%	10.8%	10.5%	9.0%
% of FP17s Relating to Free Repair or Replacements	32	3,182	1.0%	0.5%	0.6%	0.8%
% of FP17s Relating to Continuations	9	3,182	0.3%	0.7%	0.8%	1.1%
% of Patients satisfied with the dentistry they have received	1	1	N/A	88.9%	89.0%	91.5%
% of Patients satisfied with the time they had to wait for an appointment	1	1	N/A	81.7%	84.2%	87.9%

* This is based on patients treated on this contract for their most recent course of treatment. Figures in italics indicate the base number of FP17s or Patient Questionnaire responses are less than 100. N/A is shown where the base number of responses is less than 10 during the period. % is calculated as Quantity/Base number*100

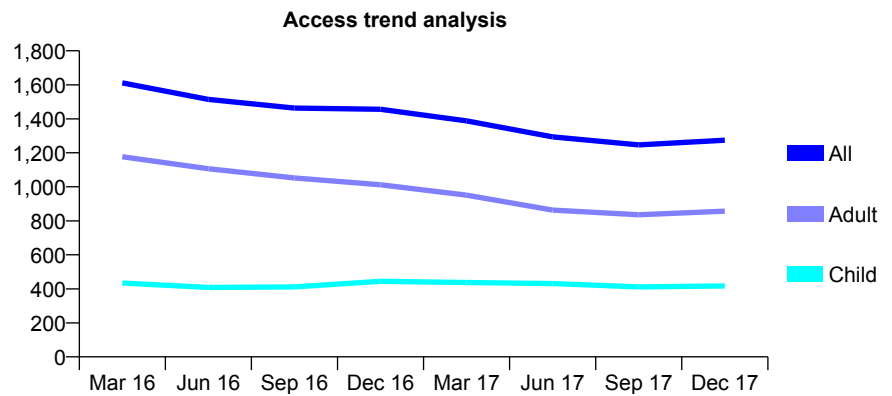
Q61 - Vital Signs At a Glance Contract Report for 964328/0001 - December 2017

Name or company name	MISS FA RAMJOHN
Contract type name	GDS Contract
Purpose of contract	General
Contract start date	01/11/2011
Contract end date	

17/18 Contracted general activity (UDA)	4,344
Carry forward general activity (UDA)	-87
17/18 Contracted orthodontic activity (UOA)	0
Carry forward orthodontic activity (UOA)	0
Baseline contract value	£124,710.24

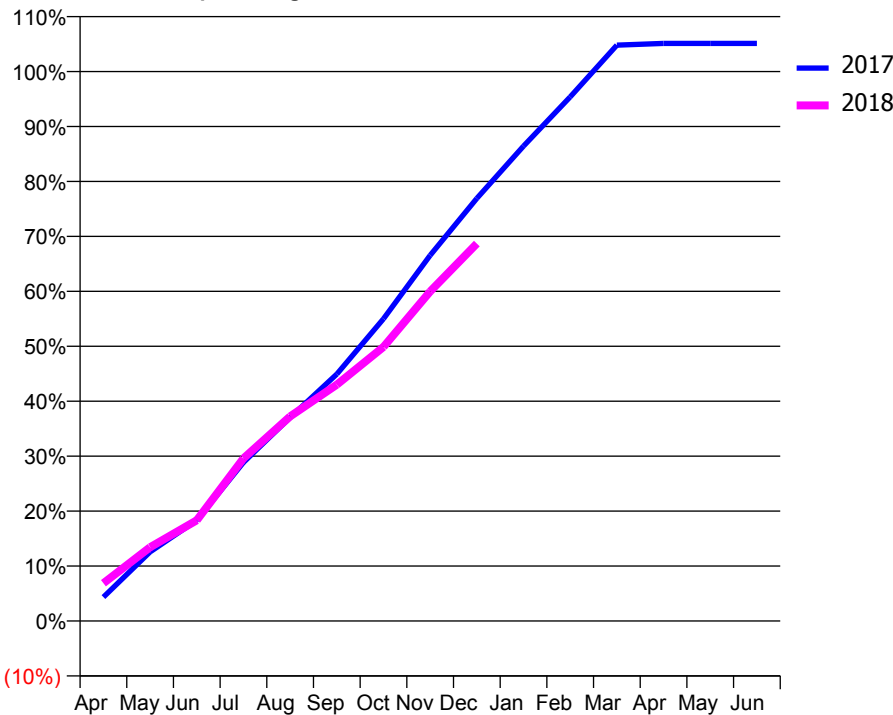
ACCESS*

Patients seen in 24 months	Total	Change since previous quarter
Quarter ending December 2016	1,456	
Quarter ending March 2017	1,388	↓
Quarter ending June 2017	1,294	↓
Quarter ending September 2017	1,247	↓
Quarter ending December 2017	1,274	↑
Variance since December 2016	(12.5%)	↓



ACTIVITY

Cumulative percentage of contracted UDA delivered 2017 & 2018



Month	Adjusted Scheduled Activity (UDA)	
	2017	2018
April	189	299
May	547	584
June	796	796
July	1,254	1,286
August	1,609	1,617
September	1,952	1,868
October	2,389	2,167
November	2,891	2,606
December	3,341	2,984
January	3,755	
February	4,143	
March	4,553	
April	4,566	
May	4,566	
June	4,566	

QUALITY

	Quantity	Base Number	Contract	AT	Region	England
% of FP17s for the same patient ID Re-attending within 3 months - Children	11	406	2.7%	10.5%	11.6%	12.0%
% of FP17s for the same patient ID Re-attending within 3 months - Adults	31	584	5.3%	16.0%	16.7%	15.9%
% of FP17s for the same patient ID Re-attending between 3 & 9 months - Children	244	406	60.1%	42.9%	47.3%	58.0%
% of FP17s for the same patient ID Re-attending between 3 & 9 months - Adults	226	584	38.7%	35.8%	38.3%	50.5%
% of FP17s for Band 1 Urgent Courses	44	927	4.7%	10.8%	10.5%	9.0%
% of FP17s Relating to Free Repair or Replacements	1	927	0.1%	0.5%	0.6%	0.8%
% of FP17s Relating to Continuations	5	927	0.5%	0.7%	0.8%	1.1%
% of Patients satisfied with the dentistry they have received	0	0	N/A	88.9%	89.0%	91.5%
% of Patients satisfied with the time they had to wait for an appointment	0	0	N/A	81.7%	84.2%	87.9%

* This is based on patients treated on this contract for their most recent course of treatment. Figures in italics indicate the base number of FP17s or Patient Questionnaire responses are less than 100. N/A is shown where the base number of responses is less than 10 during the period. % is calculated as Quantity/Base number*100

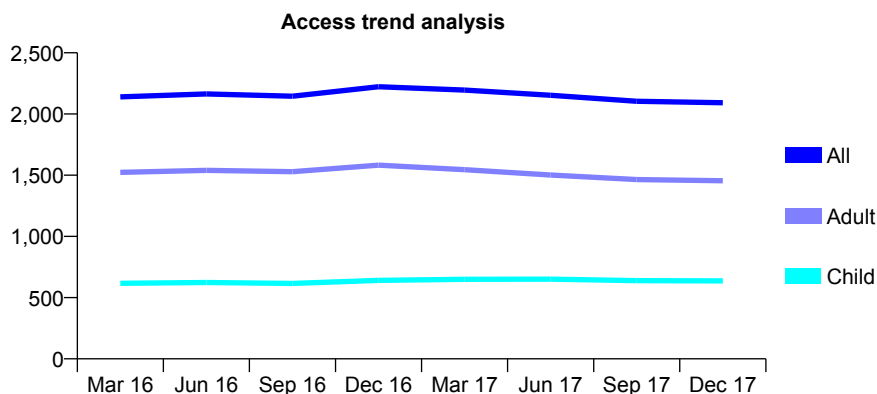
Q61 - Vital Signs At a Glance Contract Report for 999237/0001 - December 2017

Name or company name	MRS JM TALIB
Contract type name	GDS Contract
Purpose of contract	General
Contract start date	01/04/2006
Contract end date	

17/18 Contracted general activity (UDA)	7,248
Carry forward general activity (UDA)	42
17/18 Contracted orthodontic activity (UOA)	0
Carry forward orthodontic activity (UOA)	0
Baseline contract value	£232,586.31

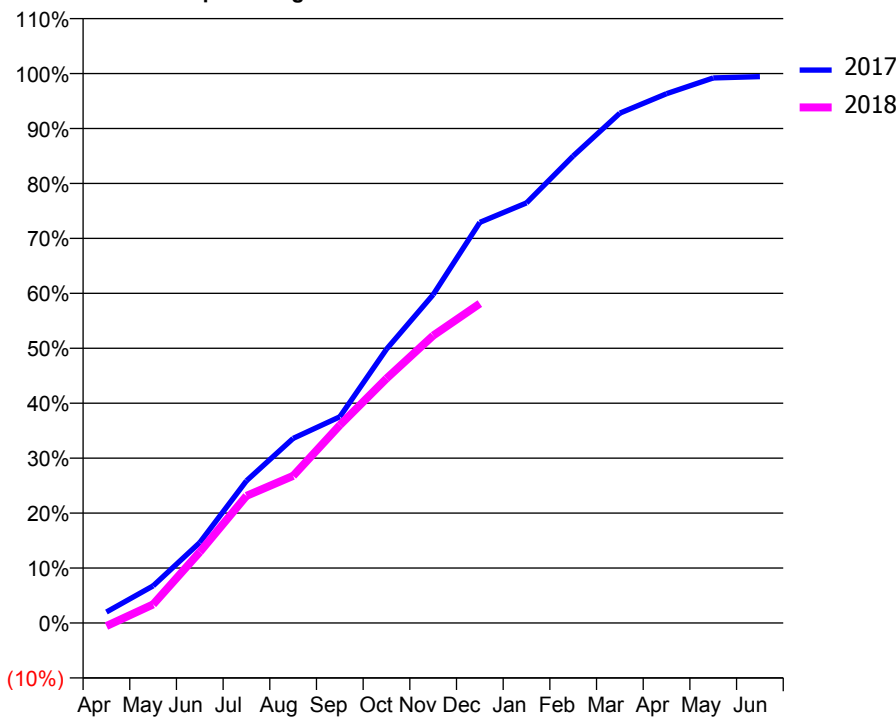
ACCESS*

Patients seen in 24 months	Total	Change since previous quarter
Quarter ending December 2016	2,223	
Quarter ending March 2017	2,195	↓
Quarter ending June 2017	2,153	↓
Quarter ending September 2017	2,104	↓
Quarter ending December 2017	2,092	→
Variance since December 2016	(5.9%)	↓



ACTIVITY

Cumulative percentage of contracted UDA delivered 2017 & 2018



Month	Adjusted Scheduled Activity (UDA)	
	2017	2018
April	145	-42
May	489	245
June	1,062	936
July	1,876	1,677
August	2,436	1,941
September	2,720	2,610
October	3,612	3,224
November	4,332	3,791
December	5,285	4,213
January	5,541	
February	6,160	
March	6,725	
April	6,982	
May	7,190	
June	7,206	

QUALITY

	Quantity	Base Number	Contract	AT	Region	England
% of FP17s for the same patient ID Re-attending within 3 months - Children	32	486	6.6%	10.5%	11.6%	12.0%
% of FP17s for the same patient ID Re-attending within 3 months - Adults	138	993	13.9%	16.0%	16.7%	15.9%
% of FP17s for the same patient ID Re-attending between 3 & 9 months - Children	149	486	30.7%	42.9%	47.3%	58.0%
% of FP17s for the same patient ID Re-attending between 3 & 9 months - Adults	257	993	25.9%	35.8%	38.3%	50.5%
% of FP17s for Band 1 Urgent Courses	188	1,308	14.4%	10.8%	10.5%	9.0%
% of FP17s Relating to Free Repair or Replacements	0	1,308	0.0%	0.5%	0.6%	0.8%
% of FP17s Relating to Continuations	0	1,308	0.0%	0.7%	0.8%	1.1%
% of Patients satisfied with the dentistry they have received	4	4	N/A	88.9%	89.0%	91.5%
% of Patients satisfied with the time they had to wait for an appointment	4	4	N/A	81.7%	84.2%	87.9%

* This is based on patients treated on this contract for their most recent course of treatment. Figures in italics indicate the base number of FP17s or Patient Questionnaire responses are less than 100. N/A is shown where the base number of responses is less than 10 during the period. % is calculated as Quantity/Base number*100

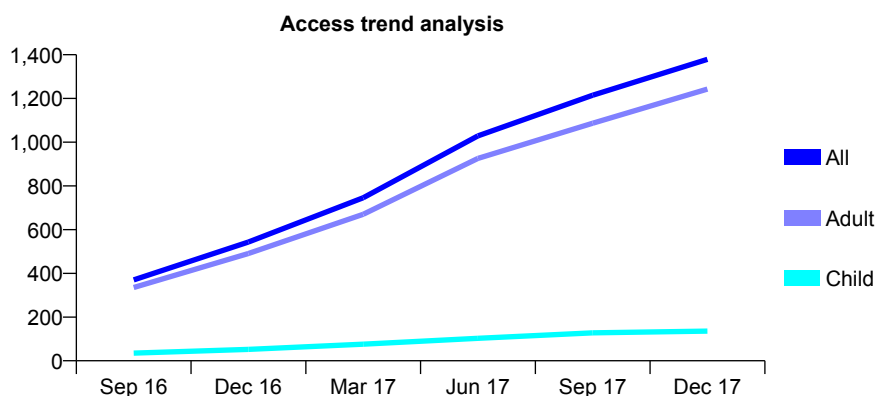
Q62 - Vital Signs At a Glance Contract Report for 100171/0000 - December 2017

Name or company name	MR AH GHAURI
Contract type name	PDS Contract
Purpose of contract	General
Contract start date	01/06/2016
Contract end date	31/05/2021

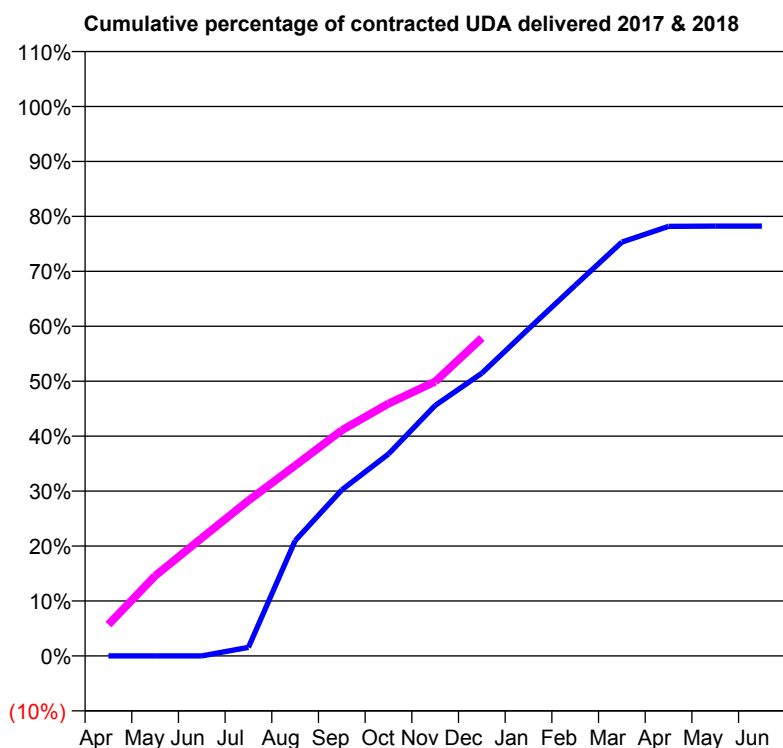
17/18 Contracted general activity (UDA)	3,211
Carry forward general activity (UDA)	0
17/18 Contracted orthodontic activity (UOA)	0
Carry forward orthodontic activity (UOA)	0
Baseline contract value	£162,360.04

ACCESS*

Patients seen in 24 months	Total	Change since previous quarter
Quarter ending December 2016	543	
Quarter ending March 2017	746	↑
Quarter ending June 2017	1,029	↑
Quarter ending September 2017	1,215	↑
Quarter ending December 2017	1,379	↑
Variance since December 2016	154.0%	↑



ACTIVITY



Month	Adjusted Scheduled Activity (UDA)	
	2017	2018
April	0	184
May	0	468
June	0	689
July	42	908
August	561	1,113
September	809	1,319
October	984	1,475
November	1,220	1,603
December	1,377	1,858
January	1,593	
February	1,805	
March	2,015	
April	2,092	
May	2,093	
June	2,093	

QUALITY

	Quantity	Base Number	Contract	AT	Region	England
% of FP17s for the same patient ID Re-attending within 3 months - Children	3	257	1.2%	10.0%	11.6%	12.0%
% of FP17s for the same patient ID Re-attending within 3 months - Adults	14	1,380	1.0%	15.6%	16.7%	15.9%
% of FP17s for the same patient ID Re-attending between 3 & 9 months - Children	0	257	0.0%	47.0%	47.3%	58.0%
% of FP17s for the same patient ID Re-attending between 3 & 9 months - Adults	10	1,380	0.7%	37.8%	38.3%	50.5%
% of FP17s for Band 1 Urgent Courses	1,558	1,572	99.1%	10.9%	10.5%	9.0%
% of FP17s Relating to Free Repair or Replacements	0	1,572	0.0%	0.6%	0.6%	0.8%
% of FP17s Relating to Continuations	0	1,572	0.0%	0.6%	0.8%	1.1%
% of Patients satisfied with the dentistry they have received	1	1	N/A	88.1%	89.0%	91.5%
% of Patients satisfied with the time they had to wait for an appointment	1	1	N/A	83.4%	84.2%	87.9%

* This is based on patients treated on this contract for their most recent course of treatment. Figures in italics indicate the base number of FP17s or Patient Questionnaire responses are less than 100. N/A is shown where the base number of responses is less than 10 during the period. % is calculated as Quantity/Base number*100

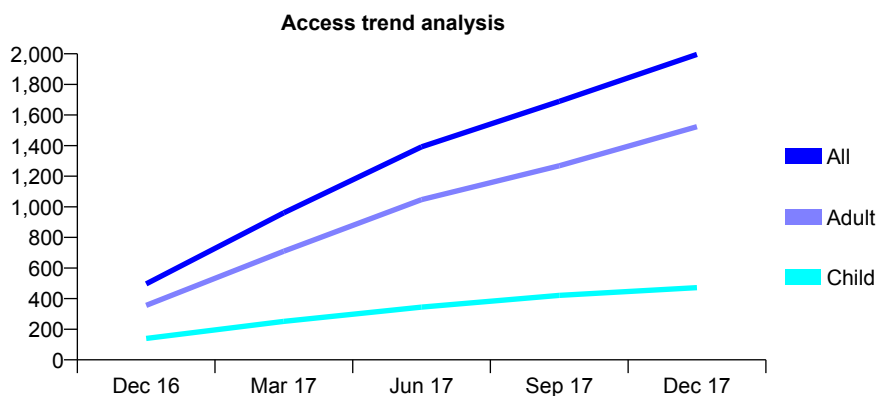
Q62 - Vital Signs At a Glance Contract Report for 100217/0000 - December 2017

Name or company name	Dentistry for You
Contract type name	PDS Plus Contract
Purpose of contract	General
Contract start date	01/10/2016
Contract end date	30/09/2024

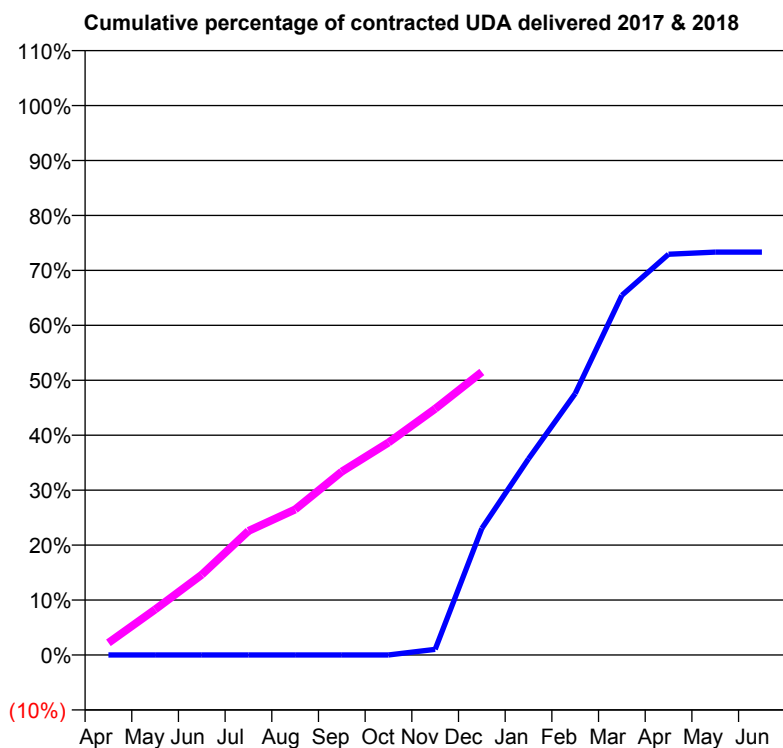
17/18 Contracted general activity (UDA)	11,200
Carry forward general activity (UDA)	0
17/18 Contracted orthodontic activity (UOA)	0
Carry forward orthodontic activity (UOA)	0
Baseline contract value	£198,234.40

ACCESS*

Patients seen in 24 months	Total	Change since previous quarter
Quarter ending December 2016	496	
Quarter ending March 2017	961	↑
Quarter ending June 2017	1,392	↑
Quarter ending September 2017	1,689	↑
Quarter ending December 2017	1,996	↑
Variance since December 2016	302.4%	↑



ACTIVITY



Month	Adjusted Scheduled Activity (UDA)	
	2017	2018
April	0	247
May	0	927
June	0	1,638
July	0	2,529
August	0	2,967
September	0	3,740
October	0	4,332
November	48	5,019
December	1,075	5,770
January	1,667	
February	2,221	
March	3,055	
April	3,404	
May	3,422	
June	3,422	

QUALITY

	Quantity	Base Number	Contract	AT	Region	England
% of FP17s for the same patient ID Re-attending within 3 months - Children	61	588	10.4%	10.0%	11.6%	12.0%
% of FP17s for the same patient ID Re-attending within 3 months - Adults	256	1,624	15.8%	15.6%	16.7%	15.9%
% of FP17s for the same patient ID Re-attending between 3 & 9 months - Children	250	588	42.5%	47.0%	47.3%	58.0%
% of FP17s for the same patient ID Re-attending between 3 & 9 months - Adults	455	1,624	28.0%	37.8%	38.3%	50.5%
% of FP17s for Band 1 Urgent Courses	340	2,100	16.2%	10.9%	10.5%	9.0%
% of FP17s Relating to Free Repair or Replacements	12	2,100	0.6%	0.6%	0.6%	0.8%
% of FP17s Relating to Continuations	16	2,100	0.8%	0.6%	0.8%	1.1%
% of Patients satisfied with the dentistry they have received	0	0	N/A	88.1%	89.0%	91.5%
% of Patients satisfied with the time they had to wait for an appointment	0	0	N/A	83.4%	84.2%	87.9%

* This is based on patients treated on this contract for their most recent course of treatment. Figures in italics indicate the base number of FP17s or Patient Questionnaire responses are less than 100. N/A is shown where the base number of responses is less than 10 during the period. % is calculated as Quantity/Base number*100

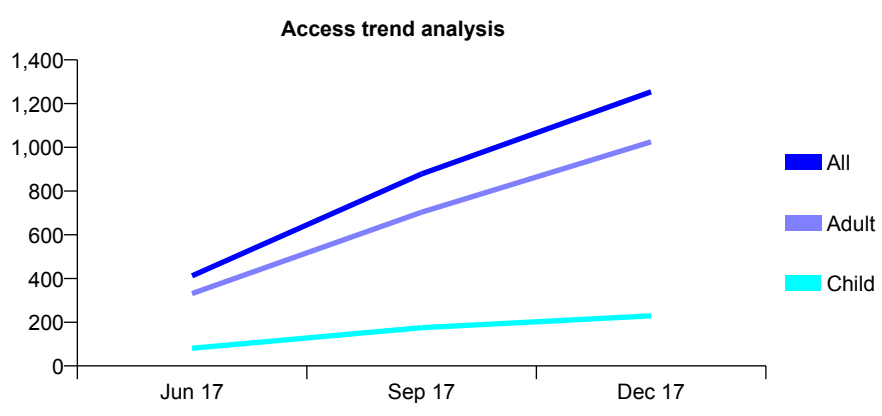
Q62 - Vital Signs At a Glance Contract Report for 100358/0000 - December 2017

Name or company name	Mrs M Parekh & Dr V Patel & Dr. J. Parekh
Contract type name	GDS Contract
Purpose of contract	General
Contract start date	01/04/2017
Contract end date	

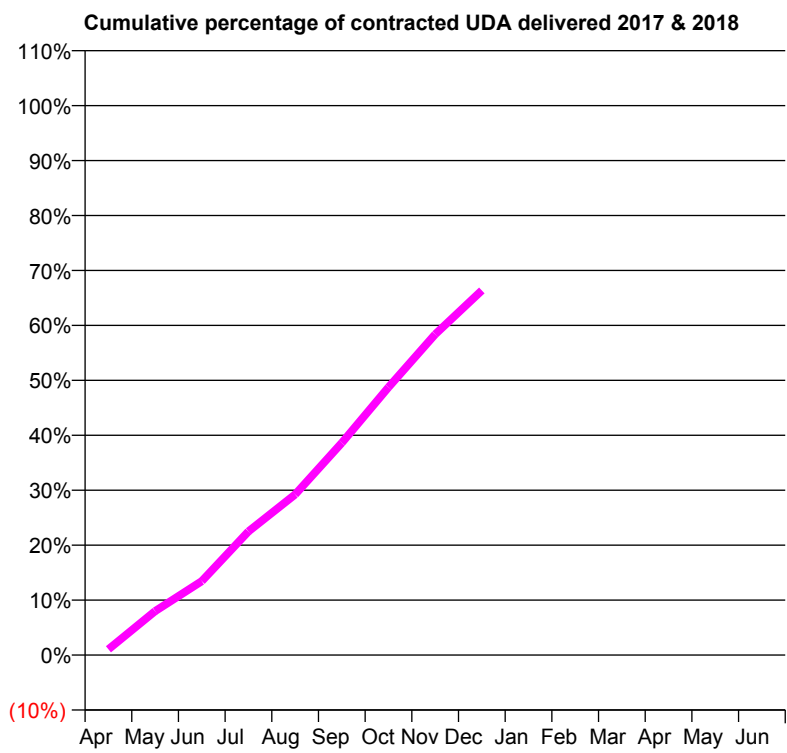
17/18 Contracted general activity (UDA)	7,376
Carry forward general activity (UDA)	0
17/18 Contracted orthodontic activity (UOA)	0
Carry forward orthodontic activity (UOA)	0
Baseline contract value	£198,059.06

ACCESS*

Patients seen in 24 months	Total	Change since previous quarter
Quarter ending December 2016	0	
Quarter ending March 2017	0	
Quarter ending June 2017	412	↑
Quarter ending September 2017	878	↑
Quarter ending December 2017	1,254	↑
Variance since December 2016	N/A	



ACTIVITY



Month	Adjusted Scheduled Activity (UDA)	
	2017	2018
April	0	77
May	0	589
June	0	993
July	0	1,660
August	0	2,155
September	0	2,848
October	0	3,595
November	0	4,305
December	0	4,894
January	0	
February	0	
March	0	
April	0	
May	0	
June	0	

QUALITY

	Quantity	Base Number	Contract	AT	Region	England
% of FP17s for the same patient ID Re-attending within 3 months - Children	14	275	5.1%	10.0%	11.6%	12.0%
% of FP17s for the same patient ID Re-attending within 3 months - Adults	123	1,317	9.3%	15.6%	16.7%	15.9%
% of FP17s for the same patient ID Re-attending between 3 & 9 months - Children	26	275	9.5%	47.0%	47.3%	58.0%
% of FP17s for the same patient ID Re-attending between 3 & 9 months - Adults	108	1,317	8.2%	37.8%	38.3%	50.5%
% of FP17s for Band 1 Urgent Courses	300	1,592	18.8%	10.9%	10.5%	9.0%
% of FP17s Relating to Free Repair or Replacements	7	1,592	0.4%	0.6%	0.6%	0.8%
% of FP17s Relating to Continuations	1	1,592	0.1%	0.6%	0.8%	1.1%
% of Patients satisfied with the dentistry they have received	0	0	N/A	88.1%	89.0%	91.5%
% of Patients satisfied with the time they had to wait for an appointment	0	0	N/A	83.4%	84.2%	87.9%

* This is based on patients treated on this contract for their most recent course of treatment. Figures in italics indicate the base number of FP17s or Patient Questionnaire responses are less than 100. N/A is shown where the base number of responses is less than 10 during the period. % is calculated as Quantity/Base number*100

Q62 - Vital Signs At a Glance Contract Report for 100485/0000 - December 2017


Name or company name	MR SN CHANDE
Contract type name	GDS Contract
Purpose of contract	General
Contract start date	01/11/2017
Contract end date	

17/18 Contracted general activity (UDA)	1,250
Carry forward general activity (UDA)	0
17/18 Contracted orthodontic activity (UOA)	0
Carry forward orthodontic activity (UOA)	0
Baseline contract value	£33,358.18

ACCESS*

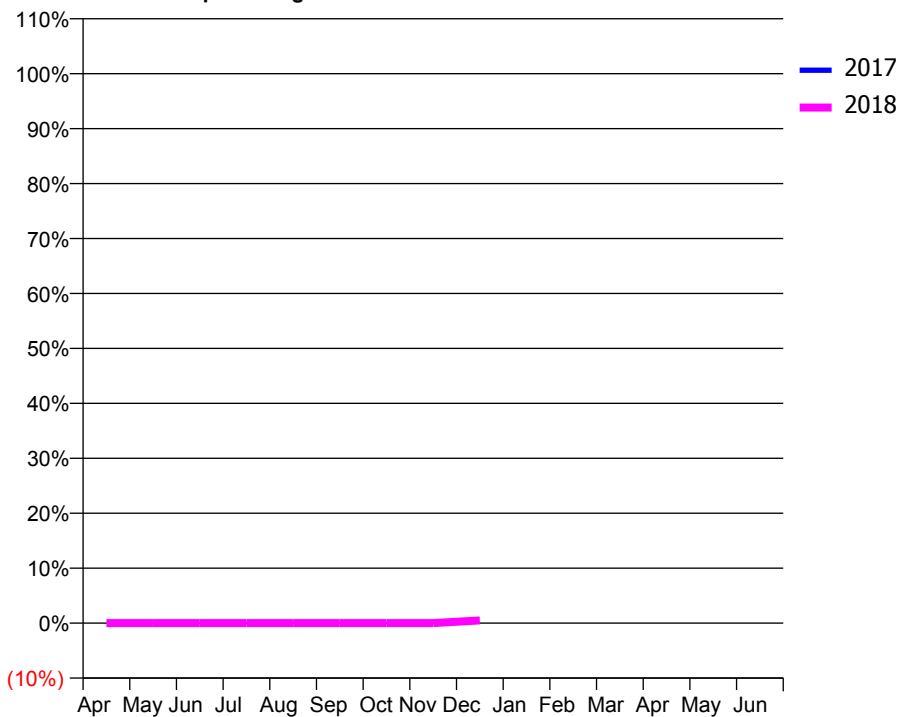
Patients seen in 24 months	Total	Change since previous quarter
Quarter ending December 2016	0	
Quarter ending March 2017	0	
Quarter ending June 2017	0	
Quarter ending September 2017	0	
Quarter ending December 2017	18	↑
Variance since December 2016	N/A	

Access trend analysis



ACTIVITY

Cumulative percentage of contracted UDA delivered 2017 & 2018



Adjusted Scheduled Activity (UDA)

Month	2017	2018
April	0	0
May	0	0
June	0	0
July	0	0
August	0	0
September	0	0
October	0	0
November	0	0
December	0	6
January	0	0
February	0	0
March	0	0
April	0	0
May	0	0
June	0	0

QUALITY

	Quantity	Base Number	Contract	AT	Region	England
% of FP17s for the same patient ID Re-attending within 3 months - Children	0	1	0.0%	10.0%	11.6%	12.0%
% of FP17s for the same patient ID Re-attending within 3 months - Adults	0	5	0.0%	15.6%	16.7%	15.9%
% of FP17s for the same patient ID Re-attending between 3 & 9 months - Children	0	1	0.0%	47.0%	47.3%	58.0%
% of FP17s for the same patient ID Re-attending between 3 & 9 months - Adults	0	5	0.0%	37.8%	38.3%	50.5%
% of FP17s for Band 1 Urgent Courses	1	6	16.7%	10.9%	10.5%	9.0%
% of FP17s Relating to Free Repair or Replacements	0	6	0.0%	0.6%	0.6%	0.8%
% of FP17s Relating to Continuations	0	6	0.0%	0.6%	0.8%	1.1%
% of Patients satisfied with the dentistry they have received	0	0	N/A	88.1%	89.0%	91.5%
% of Patients satisfied with the time they had to wait for an appointment	0	0	N/A	83.4%	84.2%	87.9%

* This is based on patients treated on this contract for their most recent course of treatment. Figures in italics indicate the base number of FP17s or Patient Questionnaire responses are less than 100. N/A is shown where the base number of responses is less than 10 during the period. % is calculated as Quantity/Base number*100

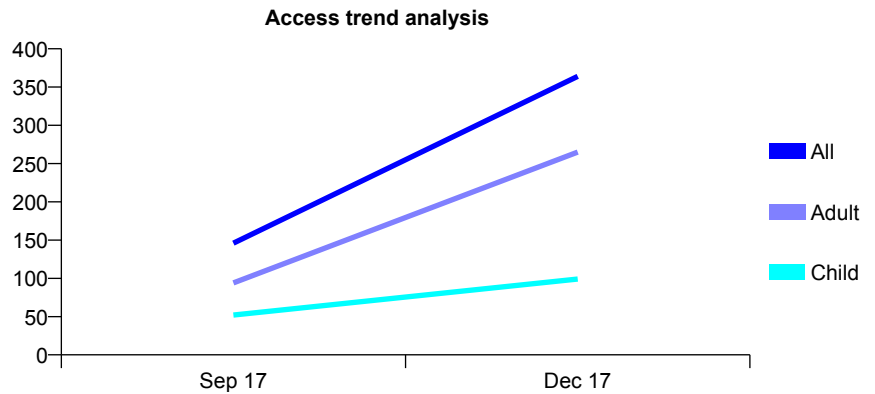
Q62 - Vital Signs At a Glance Contract Report for 100488/0000 - December 2017

Name or company name	MISS S NAGHIBI
Contract type name	GDS Contract
Purpose of contract	General
Contract start date	01/08/2017
Contract end date	

17/18 Contracted general activity (UDA)	4,000
Carry forward general activity (UDA)	0
17/18 Contracted orthodontic activity (UOA)	0
Carry forward orthodontic activity (UOA)	0
Baseline contract value	£103,511.43

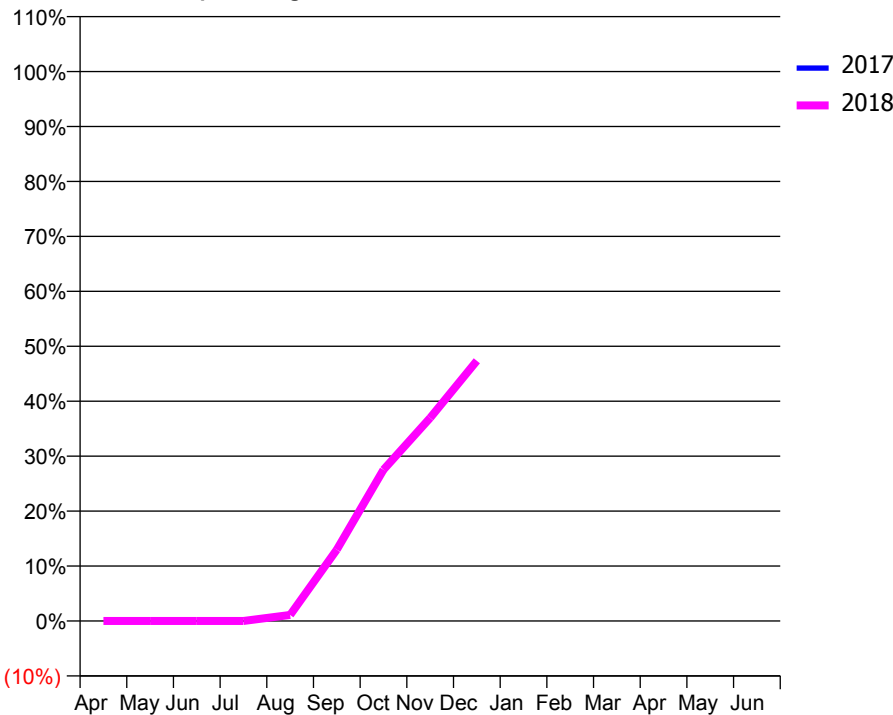
ACCESS*

Patients seen in 24 months	Total	Change since previous quarter
Quarter ending December 2016	0	
Quarter ending March 2017	0	
Quarter ending June 2017	0	
Quarter ending September 2017	146	↑
Quarter ending December 2017	364	↑
Variance since December 2016	N/A	



ACTIVITY

Cumulative percentage of contracted UDA delivered 2017 & 2018



Month	Adjusted Scheduled Activity (UDA)	
	2017	2018
April	0	0
May	0	0
June	0	0
July	0	0
August	0	44
September	0	519
October	0	1,101
November	0	1,478
December	0	1,895
January	0	
February	0	
March	0	
April	0	
May	0	
June	0	

QUALITY

	Quantity	Base Number	Contract	AT	Region	England
% of FP17s for the same patient ID Re-attending within 3 months - Children	0	96	0.0%	10.0%	11.6%	12.0%
% of FP17s for the same patient ID Re-attending within 3 months - Adults	5	259	1.9%	15.6%	16.7%	15.9%
% of FP17s for the same patient ID Re-attending between 3 & 9 months - Children	0	96	0.0%	47.0%	47.3%	58.0%
% of FP17s for the same patient ID Re-attending between 3 & 9 months - Adults	0	259	0.0%	37.8%	38.3%	50.5%
% of FP17s for Band 1 Urgent Courses	3	355	0.8%	10.9%	10.5%	9.0%
% of FP17s Relating to Free Repair or Replacements	3	355	0.8%	0.6%	0.6%	0.8%
% of FP17s Relating to Continuations	0	355	0.0%	0.6%	0.8%	1.1%
% of Patients satisfied with the dentistry they have received	0	0	N/A	88.1%	89.0%	91.5%
% of Patients satisfied with the time they had to wait for an appointment	0	0	N/A	83.4%	84.2%	87.9%

* This is based on patients treated on this contract for their most recent course of treatment. Figures in italics indicate the base number of FP17s or Patient Questionnaire responses are less than 100. N/A is shown where the base number of responses is less than 10 during the period. % is calculated as Quantity/Base number*100

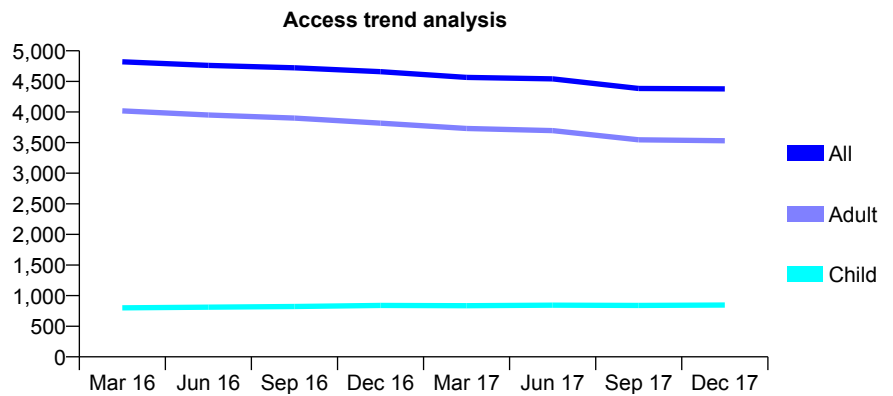
Q62 - Vital Signs At a Glance Contract Report for 101362/0034 - December 2017

Name or company name	Rodericks Dental Limited
Contract type name	GDS Contract
Purpose of contract	General
Contract start date	01/09/2010
Contract end date	

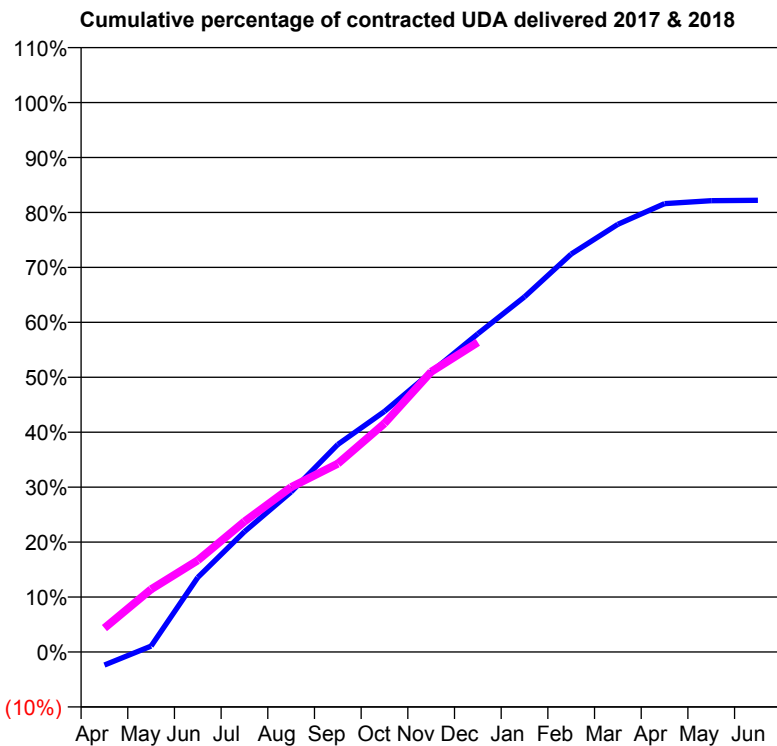
17/18 Contracted general activity (UDA)	14,797
Carry forward general activity (UDA)	0
17/18 Contracted orthodontic activity (UOA)	0
Carry forward orthodontic activity (UOA)	0
Baseline contract value	£414,423.11

ACCESS*

Patients seen in 24 months	Total	Change since previous quarter
Quarter ending December 2016	4,658	
Quarter ending March 2017	4,566	↓
Quarter ending June 2017	4,542	→
Quarter ending September 2017	4,385	↓
Quarter ending December 2017	4,377	→
Variance since December 2016	(6.0%)	↓



ACTIVITY



Month	Adjusted Scheduled Activity (UDA)	
	2017	2018
April	-353	645
May	161	1,691
June	2,010	2,468
July	3,240	3,514
August	4,312	4,442
September	5,590	5,071
October	6,478	6,156
November	7,537	7,547
December	8,569	8,338
January	9,563	
February	10,718	
March	11,516	
April	12,073	
May	12,153	
June	12,165	

QUALITY

	Quantity	Base Number	Contract	AT	Region	England
% of FP17s for the same patient ID Re-attending within 3 months - Children	69	778	8.9%	10.0%	11.6%	12.0%
% of FP17s for the same patient ID Re-attending within 3 months - Adults	563	3,013	18.7%	15.6%	16.7%	15.9%
% of FP17s for the same patient ID Re-attending between 3 & 9 months - Children	384	778	49.4%	47.0%	47.3%	58.0%
% of FP17s for the same patient ID Re-attending between 3 & 9 months - Adults	1,158	3,013	38.4%	37.8%	38.3%	50.5%
% of FP17s for Band 1 Urgent Courses	536	3,522	15.2%	10.9%	10.5%	9.0%
% of FP17s Relating to Free Repair or Replacements	40	3,522	1.1%	0.6%	0.6%	0.8%
% of FP17s Relating to Continuations	17	3,522	0.5%	0.6%	0.8%	1.1%
% of Patients satisfied with the dentistry they have received	1	1	N/A	88.1%	89.0%	91.5%
% of Patients satisfied with the time they had to wait for an appointment	1	1	N/A	83.4%	84.2%	87.9%

* This is based on patients treated on this contract for their most recent course of treatment. Figures in italics indicate the base number of FP17s or Patient Questionnaire responses are less than 100. N/A is shown where the base number of responses is less than 10 during the period. % is calculated as Quantity/Base number*100

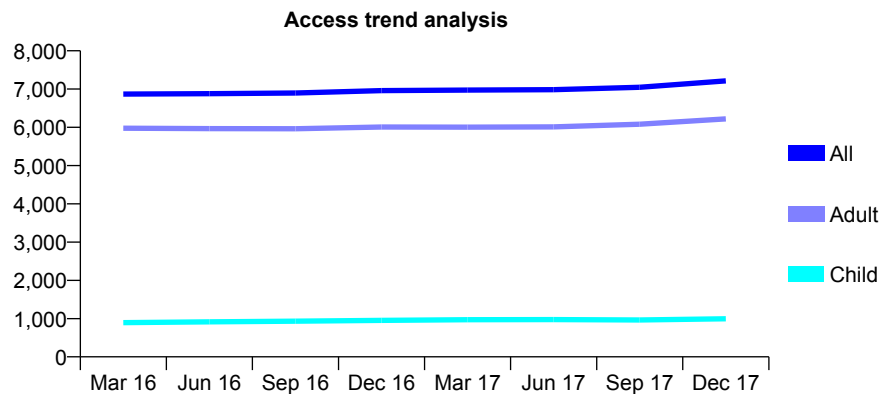
Q62 - Vital Signs At a Glance Contract Report for 101362/0058 - December 2017

Name or company name	Rodericks Dental Limited
Contract type name	GDS Contract
Purpose of contract	General
Contract start date	01/04/2014
Contract end date	

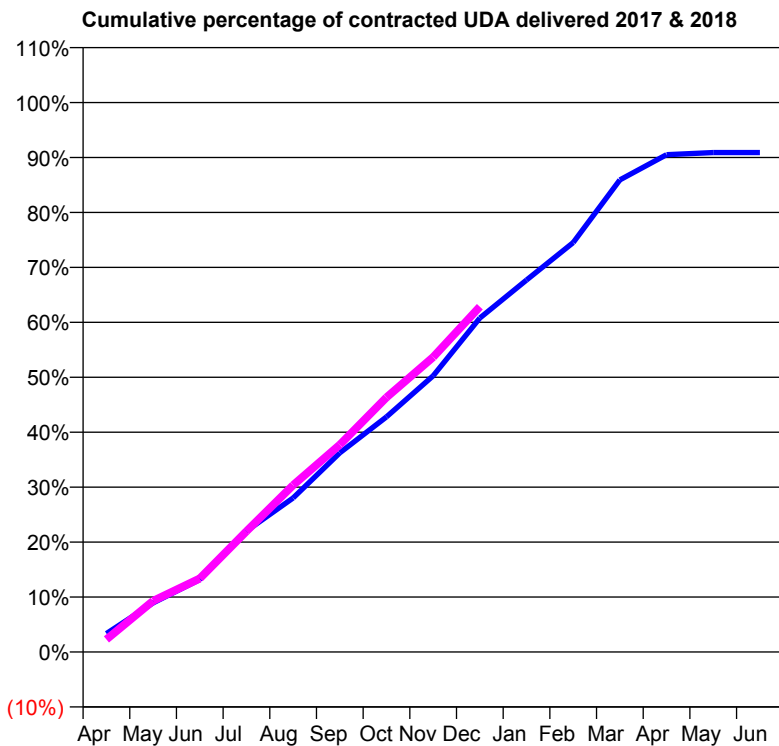
17/18 Contracted general activity (UDA)	22,598
Carry forward general activity (UDA)	0
17/18 Contracted orthodontic activity (UOA)	0
Carry forward orthodontic activity (UOA)	0
Baseline contract value	£563,785.88

ACCESS*

Patients seen in 24 months	Total	Change since previous quarter
Quarter ending December 2016	6,961	
Quarter ending March 2017	6,975	→
Quarter ending June 2017	6,984	→
Quarter ending September 2017	7,045	→
Quarter ending December 2017	7,214	↑
Variance since December 2016	3.6%	↑



ACTIVITY



Month	Adjusted Scheduled Activity (UDA)	
	2017	2018
April	762	519
May	2,018	2,104
June	2,980	3,024
July	4,979	4,963
August	6,338	6,862
September	8,189	8,523
October	9,672	10,474
November	11,360	12,128
December	13,737	14,201
January	15,296	
February	16,840	
March	19,414	
April	20,451	
May	20,538	
June	20,538	

QUALITY

	Quantity	Base Number	Contract	AT	Region	England
% of FP17s for the same patient ID Re-attending within 3 months - Children	118	956	12.3%	10.0%	11.6%	12.0%
% of FP17s for the same patient ID Re-attending within 3 months - Adults	729	4,859	15.0%	15.6%	16.7%	15.9%
% of FP17s for the same patient ID Re-attending between 3 & 9 months - Children	465	956	48.6%	47.0%	47.3%	58.0%
% of FP17s for the same patient ID Re-attending between 3 & 9 months - Adults	1,639	4,859	33.7%	37.8%	38.3%	50.5%
% of FP17s for Band 1 Urgent Courses	581	5,406	10.7%	10.9%	10.5%	9.0%
% of FP17s Relating to Free Repair or Replacements	66	5,406	1.2%	0.6%	0.6%	0.8%
% of FP17s Relating to Continuations	25	5,406	0.5%	0.6%	0.8%	1.1%
% of Patients satisfied with the dentistry they have received	3	4	N/A	88.1%	89.0%	91.5%
% of Patients satisfied with the time they had to wait for an appointment	2	4	N/A	83.4%	84.2%	87.9%

* This is based on patients treated on this contract for their most recent course of treatment. Figures in italics indicate the base number of FP17s or Patient Questionnaire responses are less than 100. N/A is shown where the base number of responses is less than 10 during the period. % is calculated as Quantity/Base number*100

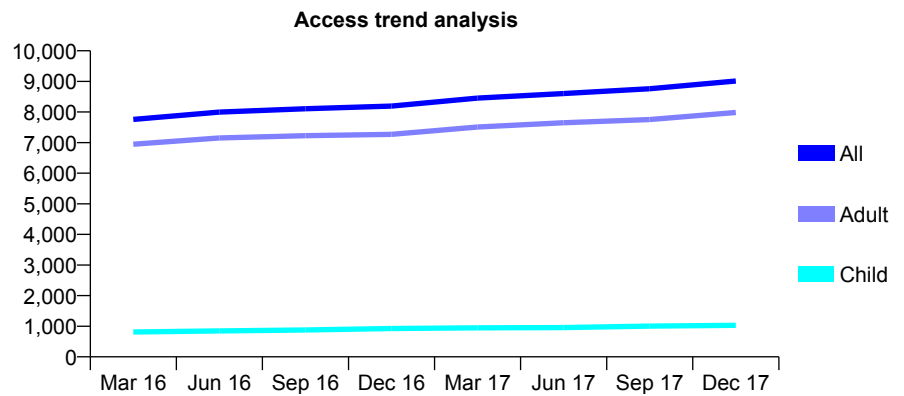
Q62 - Vital Signs At a Glance Contract Report for 101362/0059 - December 2017

Name or company name	Rodericks Dental Limited
Contract type name	GDS Contract
Purpose of contract	General
Contract start date	01/04/2014
Contract end date	

17/18 Contracted general activity (UDA)	22,570
Carry forward general activity (UDA)	901
17/18 Contracted orthodontic activity (UOA)	0
Carry forward orthodontic activity (UOA)	0
Baseline contract value	£538,605.27

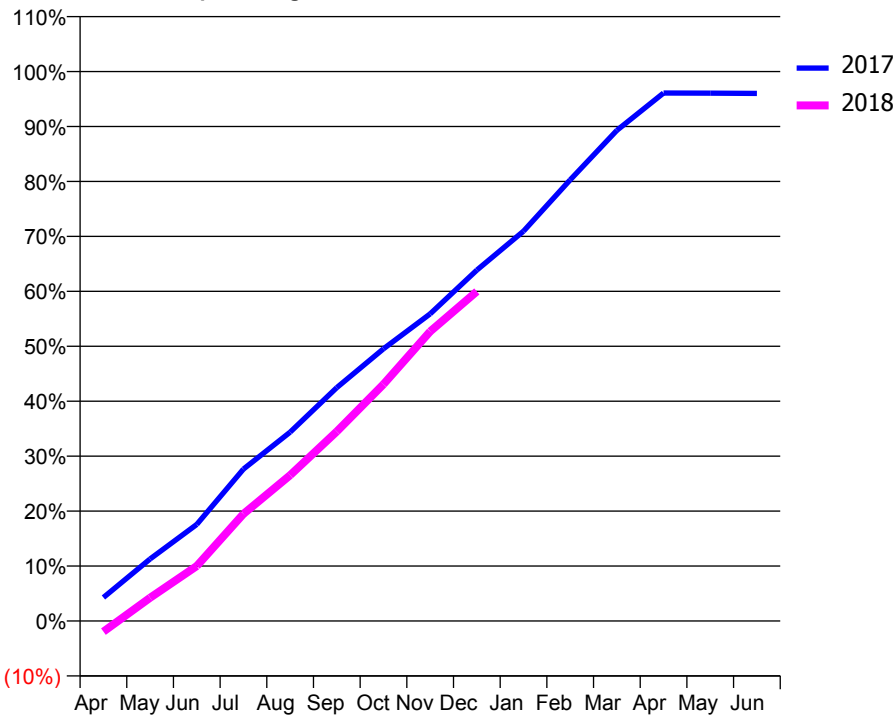
ACCESS*

Patients seen in 24 months	Total	Change since previous quarter
Quarter ending December 2016	8,195	
Quarter ending March 2017	8,456	↑
Quarter ending June 2017	8,603	→
Quarter ending September 2017	8,759	→
Quarter ending December 2017	9,015	↑
Variance since December 2016	10.0%	↑



ACTIVITY

Cumulative percentage of contracted UDA delivered 2017 & 2018



Month	Adjusted Scheduled Activity (UDA)	
	2017	2018
April	969	-442
May	2,551	957
June	3,967	2,260
July	6,239	4,402
August	7,758	5,991
September	9,588	7,787
October	11,179	9,727
November	12,614	11,893
December	14,411	13,535
January	16,010	
February	18,119	
March	20,153	
April	21,684	
May	21,679	
June	21,669	

QUALITY

	Quantity	Base Number	Contract	AT	Region	England
% of FP17s for the same patient ID Re-attending within 3 months - Children	122	1,090	11.2%	10.0%	11.6%	12.0%
% of FP17s for the same patient ID Re-attending within 3 months - Adults	725	6,462	11.2%	15.6%	16.7%	15.9%
% of FP17s for the same patient ID Re-attending between 3 & 9 months - Children	541	1,090	49.6%	47.0%	47.3%	58.0%
% of FP17s for the same patient ID Re-attending between 3 & 9 months - Adults	2,192	6,462	33.9%	37.8%	38.3%	50.5%
% of FP17s for Band 1 Urgent Courses	652	6,577	9.9%	10.9%	10.5%	9.0%
% of FP17s Relating to Free Repair or Replacements	52	6,577	0.8%	0.6%	0.6%	0.8%
% of FP17s Relating to Continuations	32	6,577	0.5%	0.6%	0.8%	1.1%
% of Patients satisfied with the dentistry they have received	6	7	N/A	88.1%	89.0%	91.5%
% of Patients satisfied with the time they had to wait for an appointment	6	7	N/A	83.4%	84.2%	87.9%

* This is based on patients treated on this contract for their most recent course of treatment. Figures in italics indicate the base number of FP17s or Patient Questionnaire responses are less than 100. N/A is shown where the base number of responses is less than 10 during the period. % is calculated as Quantity/Base number*100

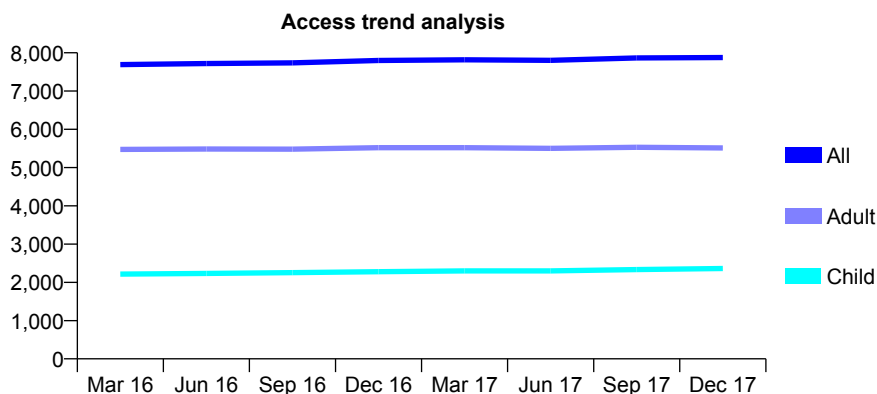
Q62 - Vital Signs At a Glance Contract Report for 101370/0045 - December 2017

Name or company name	Petrie Tucker and Partners Ltd
Contract type name	GDS Contract
Purpose of contract	General and Orthodontic
Contract start date	01/04/2006
Contract end date	

17/18 Contracted general activity (UDA)	19,022
Carry forward general activity (UDA)	0
17/18 Contracted orthodontic activity (UOA)	1,598
Carry forward orthodontic activity (UOA)	0
Baseline contract value	£679,284.54

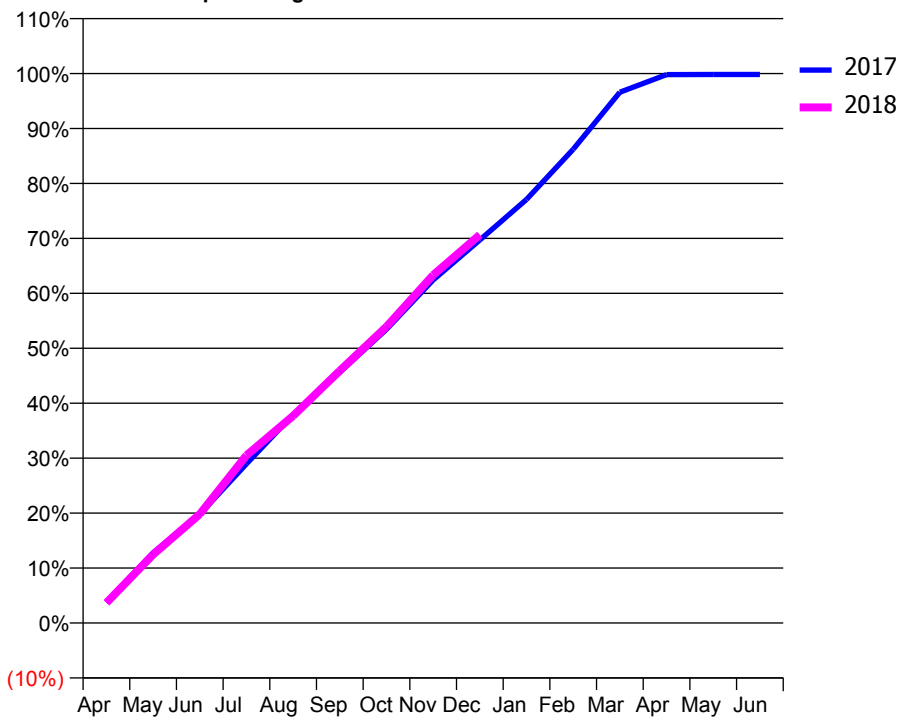
ACCESS*

Patients seen in 24 months	Total	Change since previous quarter
Quarter ending December 2016	7,799	
Quarter ending March 2017	7,817	→
Quarter ending June 2017	7,802	→
Quarter ending September 2017	7,866	→
Quarter ending December 2017	7,875	→
Variance since December 2016	1.0%	→



ACTIVITY

Cumulative percentage of contracted UDA delivered 2017 & 2018



Month	Adjusted Scheduled Activity (UDA)	
	2017	2018
April	713	699
May	2,431	2,370
June	3,766	3,770
July	5,507	5,807
August	7,210	7,173
September	8,678	8,734
October	10,168	10,257
November	11,873	12,043
December	13,257	13,442
January	14,665	
February	16,399	
March	18,374	
April	18,984	
May	18,988	
June	18,988	

QUALITY

	Quantity	Base Number	Contract	AT	Region	England
% of FP17s for the same patient ID Re-attending within 3 months - Children	110	1,962	5.6%	10.0%	11.6%	12.0%
% of FP17s for the same patient ID Re-attending within 3 months - Adults	307	3,930	7.8%	15.6%	16.7%	15.9%
% of FP17s for the same patient ID Re-attending between 3 & 9 months - Children	821	1,962	41.8%	47.0%	47.3%	58.0%
% of FP17s for the same patient ID Re-attending between 3 & 9 months - Adults	1,507	3,930	38.3%	37.8%	38.3%	50.5%
% of FP17s for Band 1 Urgent Courses	248	5,549	4.5%	10.9%	10.5%	9.0%
% of FP17s Relating to Free Repair or Replacements	25	5,549	0.5%	0.6%	0.6%	0.8%
% of FP17s Relating to Continuations	59	5,549	1.1%	0.6%	0.8%	1.1%
% of Patients satisfied with the dentistry they have received	6	6	N/A	88.1%	89.0%	91.5%
% of Patients satisfied with the time they had to wait for an appointment	5	6	N/A	83.4%	84.2%	87.9%

* This is based on patients treated on this contract for their most recent course of treatment. Figures in italics indicate the base number of FP17s or Patient Questionnaire responses are less than 100. N/A is shown where the base number of responses is less than 10 during the period. % is calculated as Quantity/Base number*100

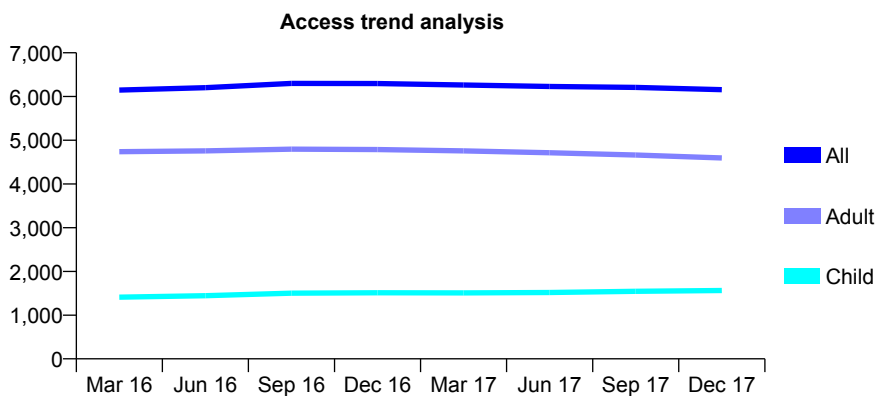
Q62 - Vital Signs At a Glance Contract Report for 101370/0099 - December 2017

Name or company name	Petrie Tucker and Partners Ltd
Contract type name	GDS Contract
Purpose of contract	General
Contract start date	01/04/2007
Contract end date	

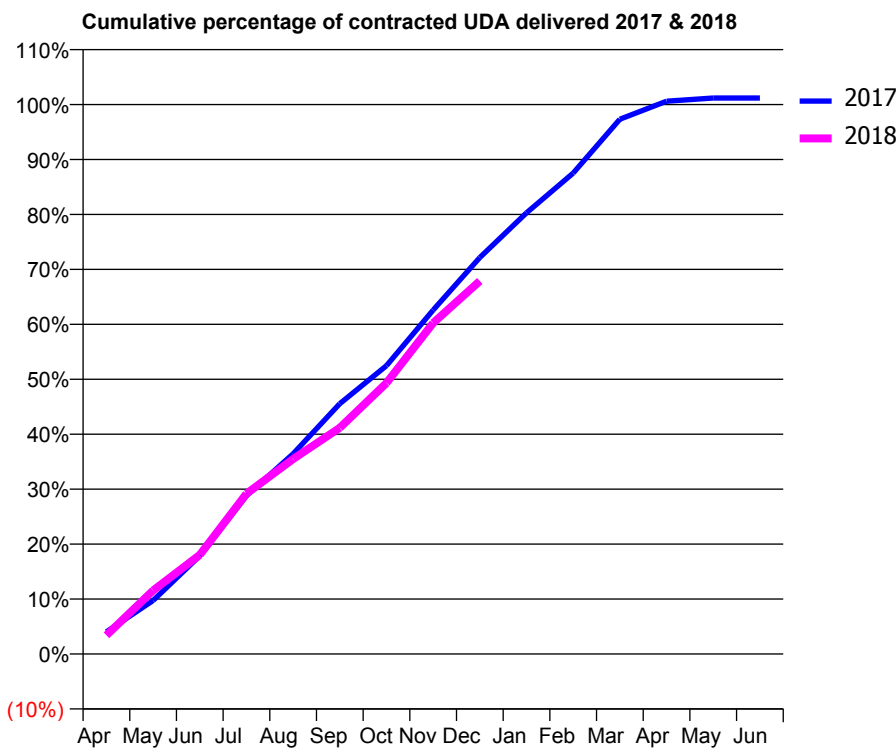
17/18 Contracted general activity (UDA)	14,313
Carry forward general activity (UDA)	-170
17/18 Contracted orthodontic activity (UOA)	0
Carry forward orthodontic activity (UOA)	0
Baseline contract value	£402,787.25

ACCESS*

Patients seen in 24 months	Total	Change since previous quarter
Quarter ending December 2016	6,298	
Quarter ending March 2017	6,264	→
Quarter ending June 2017	6,231	→
Quarter ending September 2017	6,208	→
Quarter ending December 2017	6,158	→
Variance since December 2016	(2.2%)	↓



ACTIVITY



Month	Adjusted Scheduled Activity (UDA)	
	2017	2018
April	580	487
May	1,393	1,656
June	2,559	2,583
July	4,126	4,176
August	5,214	5,079
September	6,522	5,892
October	7,511	7,059
November	8,958	8,623
December	10,328	9,716
January	11,491	
February	12,525	
March	13,929	
April	14,399	
May	14,480	
June	14,483	

QUALITY

	Quantity	Base Number	Contract	AT	Region	England
% of FP17s for the same patient ID Re-attending within 3 months - Children	25	1,177	2.1%	10.0%	11.6%	12.0%
% of FP17s for the same patient ID Re-attending within 3 months - Adults	147	2,897	5.1%	15.6%	16.7%	15.9%
% of FP17s for the same patient ID Re-attending between 3 & 9 months - Children	375	1,177	31.9%	47.0%	47.3%	58.0%
% of FP17s for the same patient ID Re-attending between 3 & 9 months - Adults	843	2,897	29.1%	37.8%	38.3%	50.5%
% of FP17s for Band 1 Urgent Courses	194	3,867	5.0%	10.9%	10.5%	9.0%
% of FP17s Relating to Free Repair or Replacements	17	3,867	0.4%	0.6%	0.6%	0.8%
% of FP17s Relating to Continuations	22	3,867	0.6%	0.6%	0.8%	1.1%
% of Patients satisfied with the dentistry they have received	6	8	N/A	88.1%	89.0%	91.5%
% of Patients satisfied with the time they had to wait for an appointment	6	8	N/A	83.4%	84.2%	87.9%

* This is based on patients treated on this contract for their most recent course of treatment. Figures in italics indicate the base number of FP17s or Patient Questionnaire responses are less than 100. N/A is shown where the base number of responses is less than 10 during the period. % is calculated as Quantity/Base number*100

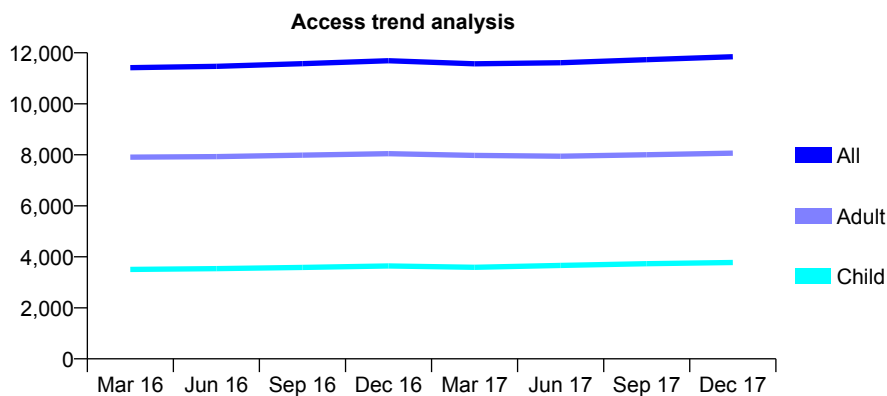
Q62 - Vital Signs At a Glance Contract Report for 101370/0100 - December 2017

Name or company name	Petrie Tucker and Partners Ltd
Contract type name	GDS Contract
Purpose of contract	General
Contract start date	01/04/2007
Contract end date	

17/18 Contracted general activity (UDA)	30,378
Carry forward general activity (UDA)	410
17/18 Contracted orthodontic activity (UOA)	0
Carry forward orthodontic activity (UOA)	0
Baseline contract value	£756,468.93

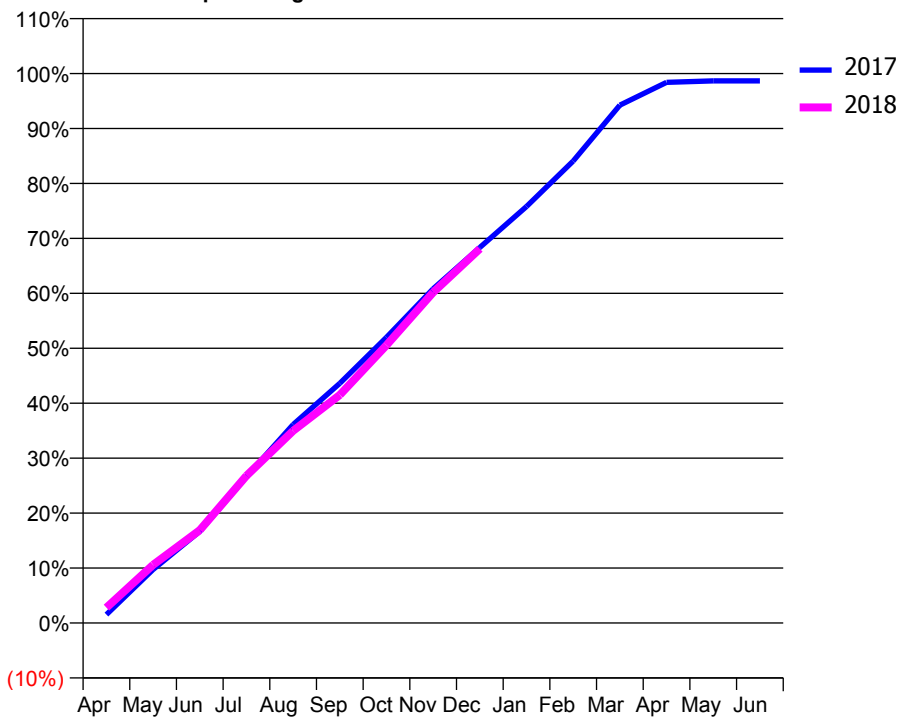
ACCESS*

Patients seen in 24 months	Total	Change since previous quarter
Quarter ending December 2016	11,687	
Quarter ending March 2017	11,569	↓
Quarter ending June 2017	11,608	→
Quarter ending September 2017	11,730	→
Quarter ending December 2017	11,845	→
Variance since December 2016	1.4%	→



ACTIVITY

Cumulative percentage of contracted UDA delivered 2017 & 2018



Month	Adjusted Scheduled Activity (UDA)	
	2017	2018
April	465	854
May	2,962	3,215
June	5,065	5,134
July	8,097	8,143
August	10,972	10,628
September	13,249	12,610
October	15,793	15,359
November	18,475	18,279
December	20,760	20,693
January	23,027	
February	25,542	
March	28,627	
April	29,889	
May	29,970	
June	29,968	

QUALITY

	Quantity	Base Number	Contract	AT	Region	England
% of FP17s for the same patient ID Re-attending within 3 months - Children	162	3,256	5.0%	10.0%	11.6%	12.0%
% of FP17s for the same patient ID Re-attending within 3 months - Adults	487	5,937	8.2%	15.6%	16.7%	15.9%
% of FP17s for the same patient ID Re-attending between 3 & 9 months - Children	1,375	3,256	42.2%	47.0%	47.3%	58.0%
% of FP17s for the same patient ID Re-attending between 3 & 9 months - Adults	2,157	5,937	36.3%	37.8%	38.3%	50.5%
% of FP17s for Band 1 Urgent Courses	300	8,649	3.5%	10.9%	10.5%	9.0%
% of FP17s Relating to Free Repair or Replacements	26	8,649	0.3%	0.6%	0.6%	0.8%
% of FP17s Relating to Continuations	108	8,649	1.2%	0.6%	0.8%	1.1%
% of Patients satisfied with the dentistry they have received	6	7	N/A	88.1%	89.0%	91.5%
% of Patients satisfied with the time they had to wait for an appointment	5	7	N/A	83.4%	84.2%	87.9%

* This is based on patients treated on this contract for their most recent course of treatment. Figures in italics indicate the base number of FP17s or Patient Questionnaire responses are less than 100. N/A is shown where the base number of responses is less than 10 during the period. % is calculated as Quantity/Base number*100

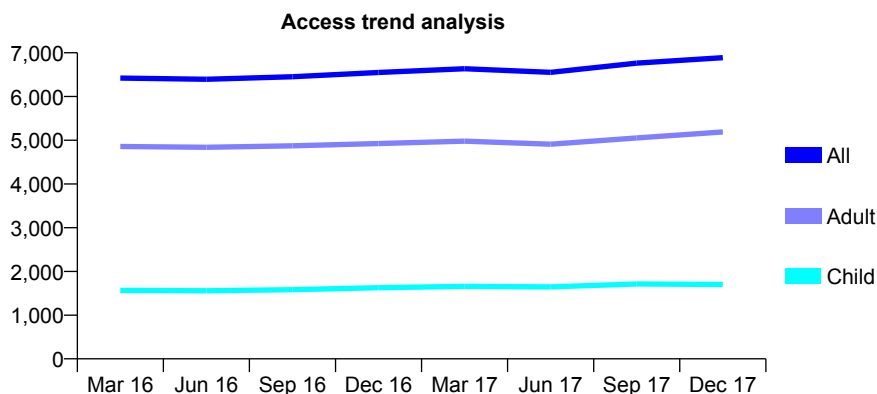
Q62 - Vital Signs At a Glance Contract Report for 101435/0013 - December 2017

Name or company name	IDH Limited
Contract type name	GDS Contract
Purpose of contract	General
Contract start date	01/04/2006
Contract end date	

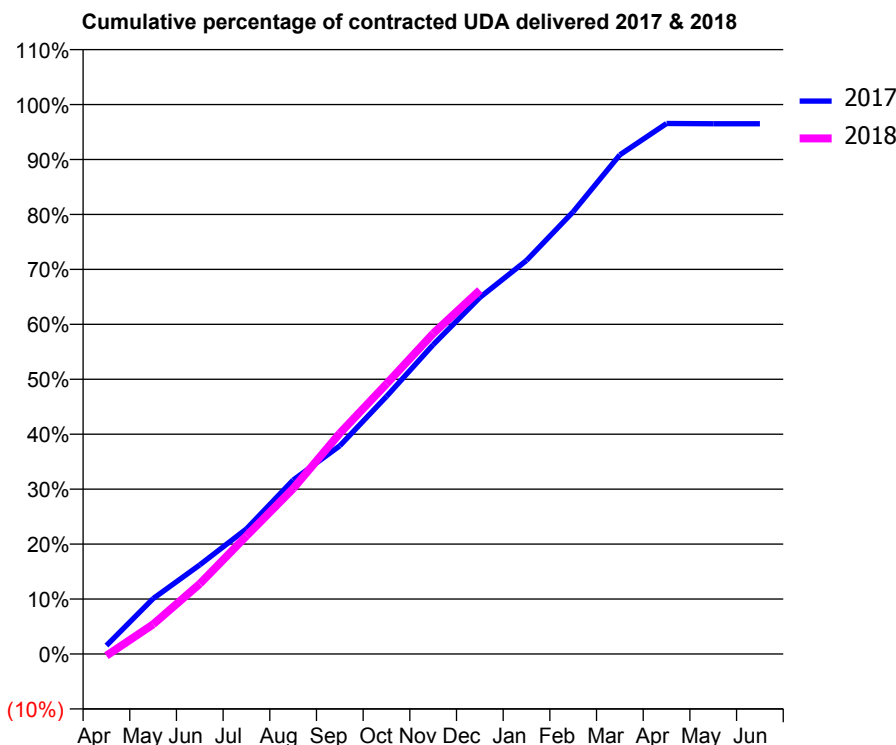
17/18 Contracted general activity (UDA)	21,930
Carry forward general activity (UDA)	771
17/18 Contracted orthodontic activity (UOA)	0
Carry forward orthodontic activity (UOA)	0
Baseline contract value	£567,799.44

ACCESS*

Patients seen in 24 months	Total	Change since previous quarter
Quarter ending December 2016	6,551	
Quarter ending March 2017	6,636	→
Quarter ending June 2017	6,554	↓
Quarter ending September 2017	6,765	↑
Quarter ending December 2017	6,890	→
Variance since December 2016	5.2%	↑



ACTIVITY



Month	Adjusted Scheduled Activity (UDA)	
	2017	2018
April	340	-70
May	2,213	1,184
June	3,555	2,802
July	4,993	4,714
August	6,941	6,600
September	8,309	8,810
October	10,279	10,780
November	12,344	12,791
December	14,227	14,520
January	15,705	
February	17,650	
March	19,924	
April	21,170	
May	21,159	
June	21,159	

QUALITY

	Quantity	Base Number	Contract	AT	Region	England
% of FP17s for the same patient ID Re-attending within 3 months - Children	182	1,508	12.1%	10.0%	11.6%	12.0%
% of FP17s for the same patient ID Re-attending within 3 months - Adults	660	4,045	16.3%	15.6%	16.7%	15.9%
% of FP17s for the same patient ID Re-attending between 3 & 9 months - Children	504	1,508	33.4%	47.0%	47.3%	58.0%
% of FP17s for the same patient ID Re-attending between 3 & 9 months - Adults	1,135	4,045	28.1%	37.8%	38.3%	50.5%
% of FP17s for Band 1 Urgent Courses	573	5,206	11.0%	10.9%	10.5%	9.0%
% of FP17s Relating to Free Repair or Replacements	27	5,206	0.5%	0.6%	0.6%	0.8%
% of FP17s Relating to Continuations	53	5,206	1.0%	0.6%	0.8%	1.1%
% of Patients satisfied with the dentistry they have received	4	7	N/A	88.1%	89.0%	91.5%
% of Patients satisfied with the time they had to wait for an appointment	4	7	N/A	83.4%	84.2%	87.9%

* This is based on patients treated on this contract for their most recent course of treatment. Figures in italics indicate the base number of FP17s or Patient Questionnaire responses are less than 100. N/A is shown where the base number of responses is less than 10 during the period. % is calculated as Quantity/Base number*100

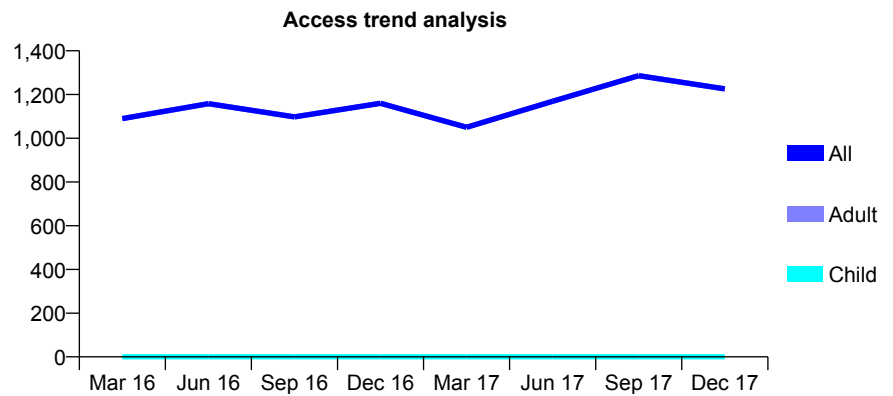
Q62 - Vital Signs At a Glance Contract Report for 102830/0001 - December 2017

Name or company name	Dr G Kataria
Contract type name	PDS Contract
Purpose of contract	General
Contract start date	01/04/2006
Contract end date	31/03/2018

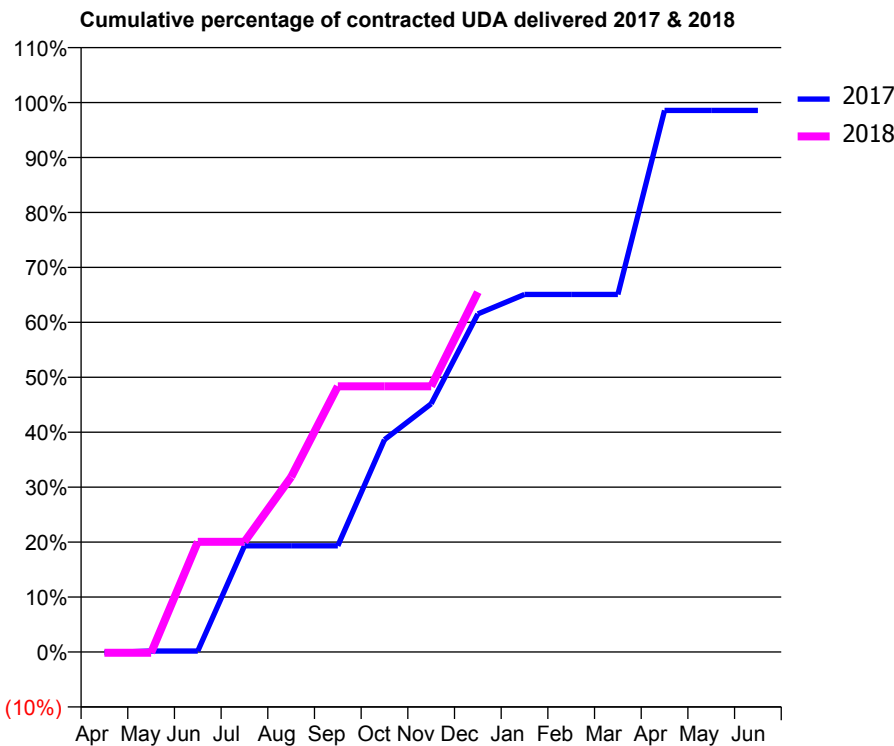
17/18 Contracted general activity (UDA)	2,432
Carry forward general activity (UDA)	35
17/18 Contracted orthodontic activity (UOA)	0
Carry forward orthodontic activity (UOA)	0
Baseline contract value	£104,762.90

ACCESS*

Patients seen in 24 months	Total	Change since previous quarter
Quarter ending December 2016	1,160	
Quarter ending March 2017	1,050	↓
Quarter ending June 2017	1,169	↑
Quarter ending September 2017	1,286	↑
Quarter ending December 2017	1,226	↓
Variance since December 2016	5.7%	↑



ACTIVITY



Month	Adjusted Scheduled Activity (UDA)	
	2017	2018
April	-3	-4
May	4	-4
June	4	488
July	470	488
August	470	775
September	470	1,176
October	940	1,176
November	1,099	1,176
December	1,496	1,593
January	1,582	
February	1,582	
March	1,582	
April	2,397	
May	2,397	
June	2,397	

QUALITY

	Quantity	Base Number	Contract	AT	Region	England
% of FP17s for the same patient ID Re-attending within 3 months - Children	0	0	N/A	10.0%	11.6%	12.0%
% of FP17s for the same patient ID Re-attending within 3 months - Adults	80	911	8.8%	15.6%	16.7%	15.9%
% of FP17s for the same patient ID Re-attending between 3 & 9 months - Children	0	0	N/A	47.0%	47.3%	58.0%
% of FP17s for the same patient ID Re-attending between 3 & 9 months - Adults	185	911	20.3%	37.8%	38.3%	50.5%
% of FP17s for Band 1 Urgent Courses	55	663	8.3%	10.9%	10.5%	9.0%
% of FP17s Relating to Free Repair or Replacements	0	663	0.0%	0.6%	0.6%	0.8%
% of FP17s Relating to Continuations	0	663	0.0%	0.6%	0.8%	1.1%
% of Patients satisfied with the dentistry they have received	1	2	N/A	88.1%	89.0%	91.5%
% of Patients satisfied with the time they had to wait for an appointment	1	2	N/A	83.4%	84.2%	87.9%

* This is based on patients treated on this contract for their most recent course of treatment. Figures in italics indicate the base number of FP17s or Patient Questionnaire responses are less than 100. N/A is shown where the base number of responses is less than 10 during the period. % is calculated as Quantity/Base number*100

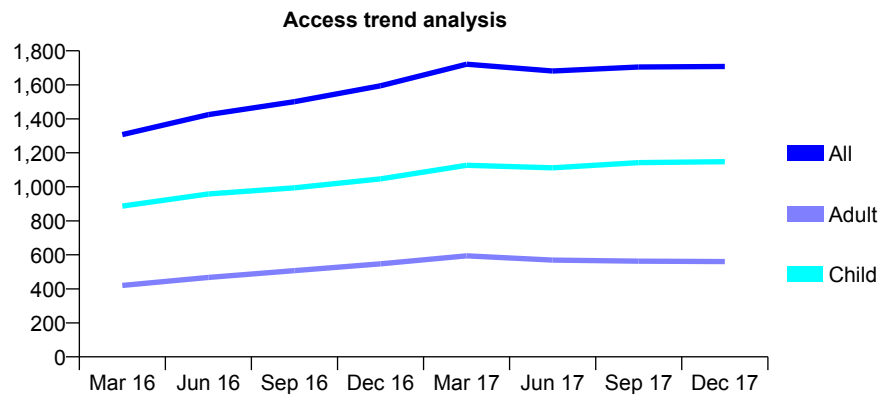
Q62 - Vital Signs At a Glance Contract Report for 106240/0001 - December 2017

Name or company name	Dr T Tikam & Dr S Ramchandani
Contract type name	GDS Contract
Purpose of contract	General
Contract start date	01/04/2015
Contract end date	

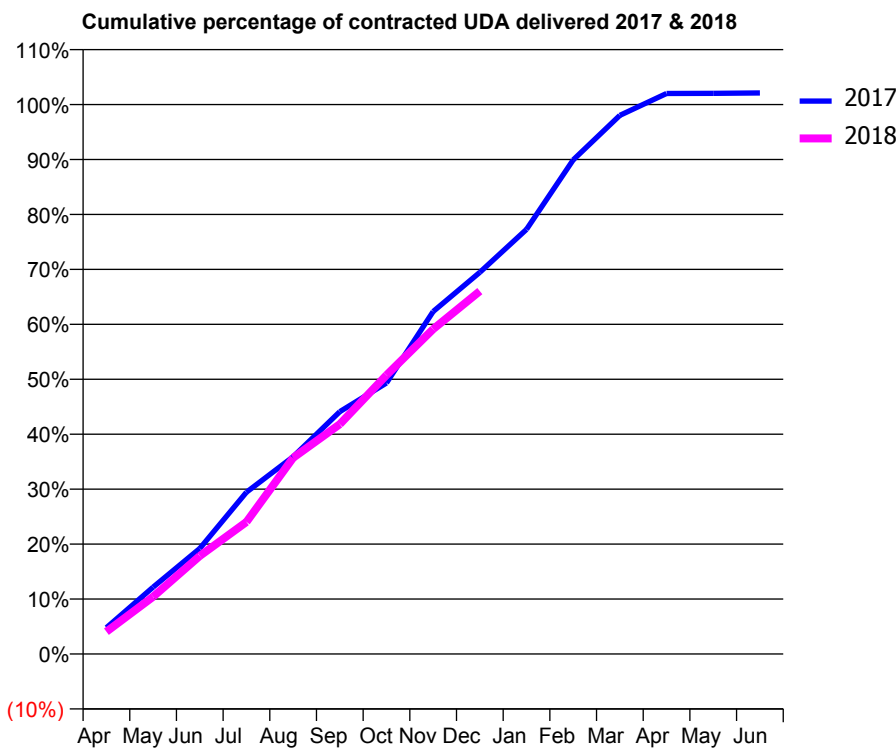
17/18 Contracted general activity (UDA)	3,739
Carry forward general activity (UDA)	-75
17/18 Contracted orthodontic activity (UOA)	0
Carry forward orthodontic activity (UOA)	0
Baseline contract value	£105,126.16

ACCESS*

Patients seen in 24 months	Total	Change since previous quarter
Quarter ending December 2016	1,594	
Quarter ending March 2017	1,721	↑
Quarter ending June 2017	1,681	↓
Quarter ending September 2017	1,705	→
Quarter ending December 2017	1,708	→
Variance since December 2016	7.2%	↑



ACTIVITY



Month	Adjusted Scheduled Activity (UDA)	
	2017	2018
April	180	152
May	455	389
June	718	667
July	1,101	899
August	1,342	1,335
September	1,649	1,564
October	1,844	1,898
November	2,331	2,211
December	2,598	2,470
January	2,890	
February	3,362	
March	3,665	
April	3,814	
May	3,815	
June	3,818	

QUALITY

	Quantity	Base Number	Contract	AT	Region	England
% of FP17s for the same patient ID Re-attending within 3 months - Children	62	1,126	5.5%	10.0%	11.6%	12.0%
% of FP17s for the same patient ID Re-attending within 3 months - Adults	51	466	10.9%	15.6%	16.7%	15.9%
% of FP17s for the same patient ID Re-attending between 3 & 9 months - Children	681	1,126	60.5%	47.0%	47.3%	58.0%
% of FP17s for the same patient ID Re-attending between 3 & 9 months - Adults	246	466	52.8%	37.8%	38.3%	50.5%
% of FP17s for Band 1 Urgent Courses	73	1,531	4.8%	10.9%	10.5%	9.0%
% of FP17s Relating to Free Repair or Replacements	7	1,531	0.5%	0.6%	0.6%	0.8%
% of FP17s Relating to Continuations	3	1,531	0.2%	0.6%	0.8%	1.1%
% of Patients satisfied with the dentistry they have received	0	0	N/A	88.1%	89.0%	91.5%
% of Patients satisfied with the time they had to wait for an appointment	0	0	N/A	83.4%	84.2%	87.9%

* This is based on patients treated on this contract for their most recent course of treatment. Figures in italics indicate the base number of FP17s or Patient Questionnaire responses are less than 100. N/A is shown where the base number of responses is less than 10 during the period. % is calculated as Quantity/Base number*100

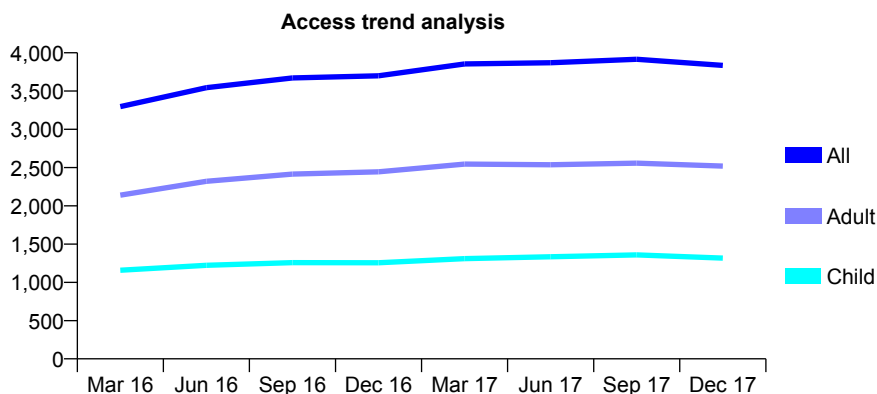
Q62 - Vital Signs At a Glance Contract Report for 107042/0001 - December 2017

Name or company name	Sudhir Thakerar & Partners
Contract type name	GDS Contract
Purpose of contract	General
Contract start date	01/08/2014
Contract end date	

17/18 Contracted general activity (UDA)	10,073
Carry forward general activity (UDA)	-28
17/18 Contracted orthodontic activity (UOA)	0
Carry forward orthodontic activity (UOA)	0
Baseline contract value	£282,794.37

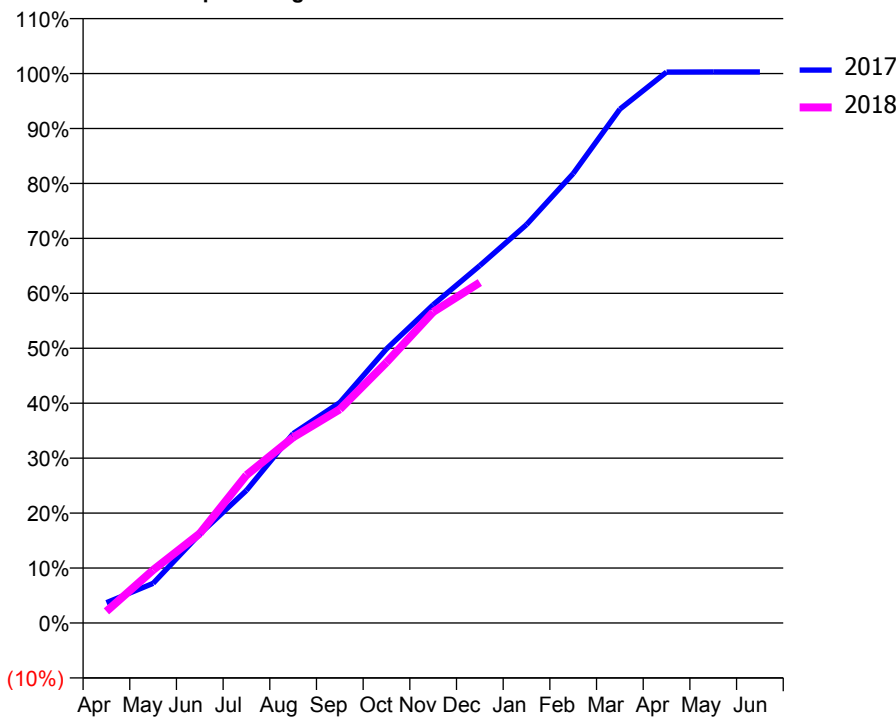
ACCESS*

Patients seen in 24 months	Total	Change since previous quarter
Quarter ending December 2016	3,699	
Quarter ending March 2017	3,855	↑
Quarter ending June 2017	3,871	→
Quarter ending September 2017	3,916	→
Quarter ending December 2017	3,836	↓
Variance since December 2016	3.7%	↑



ACTIVITY

Cumulative percentage of contracted UDA delivered 2017 & 2018



Month	Adjusted Scheduled Activity (UDA)	
	2017	2018
April	373	213
May	728	972
June	1,631	1,640
July	2,431	2,713
August	3,471	3,403
September	4,041	3,916
October	5,025	4,778
November	5,835	5,702
December	6,553	6,242
January	7,303	
February	8,238	
March	9,419	
April	10,098	
May	10,100	
June	10,101	

QUALITY

	Quantity	Base Number	Contract	AT	Region	England
% of FP17s for the same patient ID Re-attending within 3 months - Children	143	1,145	12.5%	10.0%	11.6%	12.0%
% of FP17s for the same patient ID Re-attending within 3 months - Adults	468	2,262	20.7%	15.6%	16.7%	15.9%
% of FP17s for the same patient ID Re-attending between 3 & 9 months - Children	451	1,145	39.4%	47.0%	47.3%	58.0%
% of FP17s for the same patient ID Re-attending between 3 & 9 months - Adults	837	2,262	37.0%	37.8%	38.3%	50.5%
% of FP17s for Band 1 Urgent Courses	626	3,127	20.0%	10.9%	10.5%	9.0%
% of FP17s Relating to Free Repair or Replacements	12	3,127	0.4%	0.6%	0.6%	0.8%
% of FP17s Relating to Continuations	26	3,127	0.8%	0.6%	0.8%	1.1%
% of Patients satisfied with the dentistry they have received	2	2	N/A	88.1%	89.0%	91.5%
% of Patients satisfied with the time they had to wait for an appointment	1	2	N/A	83.4%	84.2%	87.9%

* This is based on patients treated on this contract for their most recent course of treatment. Figures in italics indicate the base number of FP17s or Patient Questionnaire responses are less than 100. N/A is shown where the base number of responses is less than 10 during the period. % is calculated as Quantity/Base number*100

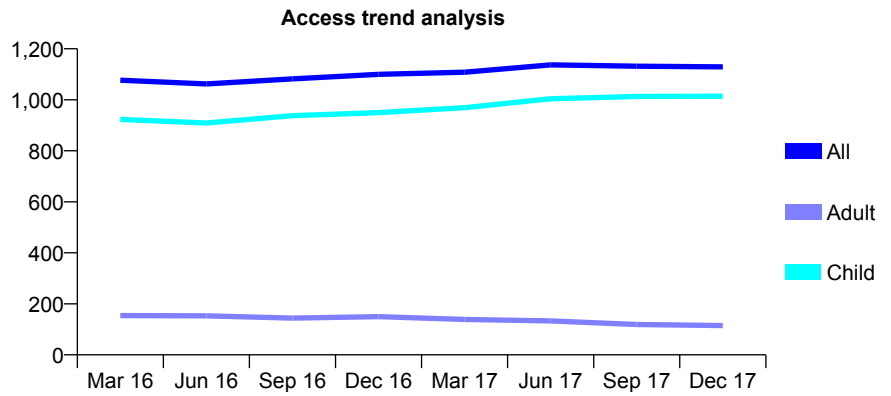
Q62 - Vital Signs At a Glance Contract Report for 107565/0001 - December 2017

Name or company name	Mrs UP Patel & Mrs N Patel
Contract type name	GDS Contract
Purpose of contract	General
Contract start date	01/04/2014
Contract end date	

17/18 Contracted general activity (UDA)	2,597
Carry forward general activity (UDA)	39
17/18 Contracted orthodontic activity (UOA)	0
Carry forward orthodontic activity (UOA)	0
Baseline contract value	£60,738.73

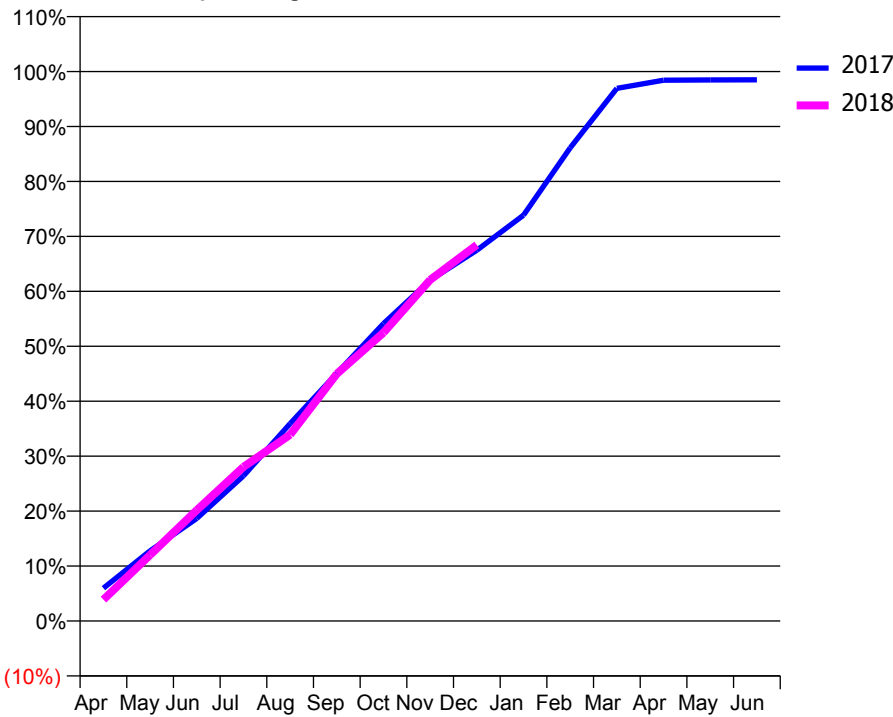
ACCESS*

Patients seen in 24 months	Total	Change since previous quarter
Quarter ending December 2016	1,100	
Quarter ending March 2017	1,108	→
Quarter ending June 2017	1,137	↑
Quarter ending September 2017	1,132	→
Quarter ending December 2017	1,129	→
Variance since December 2016	2.6%	↑



ACTIVITY

Cumulative percentage of contracted UDA delivered 2017 & 2018



Month	Adjusted Scheduled Activity (UDA)	
	2017	2018
April	156	101
May	332	312
June	485	524
July	686	728
August	933	881
September	1,170	1,168
October	1,406	1,363
November	1,611	1,612
December	1,753	1,778
January	1,918	
February	2,236	
March	2,517	
April	2,556	
May	2,557	
June	2,558	

QUALITY

	Quantity	Base Number	Contract	AT	Region	England
% of FP17s for the same patient ID Re-attending within 3 months - Children	174	1,283	13.6%	10.0%	11.6%	12.0%
% of FP17s for the same patient ID Re-attending within 3 months - Adults	11	47	23.4%	15.6%	16.7%	15.9%
% of FP17s for the same patient ID Re-attending between 3 & 9 months - Children	806	1,283	62.8%	47.0%	47.3%	58.0%
% of FP17s for the same patient ID Re-attending between 3 & 9 months - Adults	22	47	46.8%	37.8%	38.3%	50.5%
% of FP17s for Band 1 Urgent Courses	39	1,302	3.0%	10.9%	10.5%	9.0%
% of FP17s Relating to Free Repair or Replacements	0	1,302	0.0%	0.6%	0.6%	0.8%
% of FP17s Relating to Continuations	0	1,302	0.0%	0.6%	0.8%	1.1%
% of Patients satisfied with the dentistry they have received	1	1	N/A	88.1%	89.0%	91.5%
% of Patients satisfied with the time they had to wait for an appointment	1	1	N/A	83.4%	84.2%	87.9%

* This is based on patients treated on this contract for their most recent course of treatment. Figures in italics indicate the base number of FP17s or Patient Questionnaire responses are less than 100. N/A is shown where the base number of responses is less than 10 during the period. % is calculated as Quantity/Base number*100

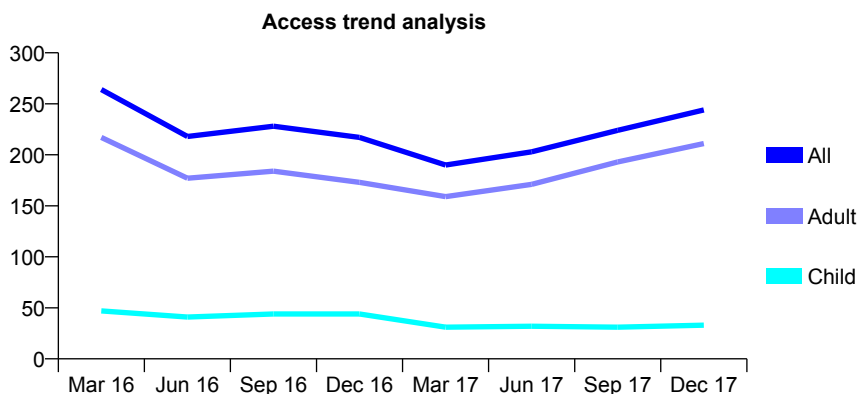
Q62 - Vital Signs At a Glance Contract Report for 108340/0001 - December 2017

Name or company name	Padayachee and Associates
Contract type name	GDS Contract
Purpose of contract	General
Contract start date	01/04/2011
Contract end date	

17/18 Contracted general activity (UDA)	655
Carry forward general activity (UDA)	18
17/18 Contracted orthodontic activity (UOA)	0
Carry forward orthodontic activity (UOA)	0
Baseline contract value	£15,501.23

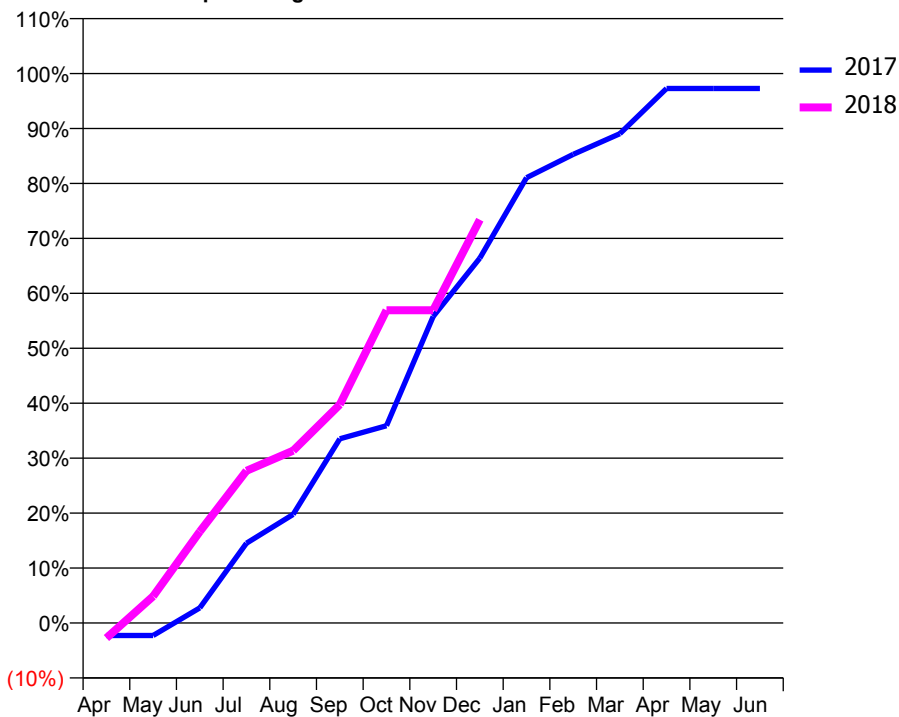
ACCESS*

Patients seen in 24 months	Total	Change since previous quarter
Quarter ending December 2016	217	
Quarter ending March 2017	190	↓
Quarter ending June 2017	203	↑
Quarter ending September 2017	224	↑
Quarter ending December 2017	244	↑
Variance since December 2016	12.4%	↑



ACTIVITY

Cumulative percentage of contracted UDA delivered 2017 & 2018



Month	Adjusted Scheduled Activity (UDA)	
	2017	2018
April	-15	-18
May	-15	32
June	18	109
July	95	181
August	129	205
September	220	260
October	235	373
November	365	373
December	435	481
January	531	
February	559	
March	583	
April	637	
May	637	
June	637	

QUALITY

	Quantity	Base Number	Contract	AT	Region	England
% of FP17s for the same patient ID Re-attending within 3 months - Children	0	38	0.0%	10.0%	11.6%	12.0%
% of FP17s for the same patient ID Re-attending within 3 months - Adults	3	204	1.5%	15.6%	16.7%	15.9%
% of FP17s for the same patient ID Re-attending between 3 & 9 months - Children	3	38	7.9%	47.0%	47.3%	58.0%
% of FP17s for the same patient ID Re-attending between 3 & 9 months - Adults	17	204	8.3%	37.8%	38.3%	50.5%
% of FP17s for Band 1 Urgent Courses	59	229	25.8%	10.9%	10.5%	9.0%
% of FP17s Relating to Free Repair or Replacements	0	229	0.0%	0.6%	0.6%	0.8%
% of FP17s Relating to Continuations	0	229	0.0%	0.6%	0.8%	1.1%
% of Patients satisfied with the dentistry they have received	2	2	N/A	88.1%	89.0%	91.5%
% of Patients satisfied with the time they had to wait for an appointment	2	2	N/A	83.4%	84.2%	87.9%

* This is based on patients treated on this contract for their most recent course of treatment. Figures in italics indicate the base number of FP17s or Patient Questionnaire responses are less than 100. N/A is shown where the base number of responses is less than 10 during the period. % is calculated as Quantity/Base number*100

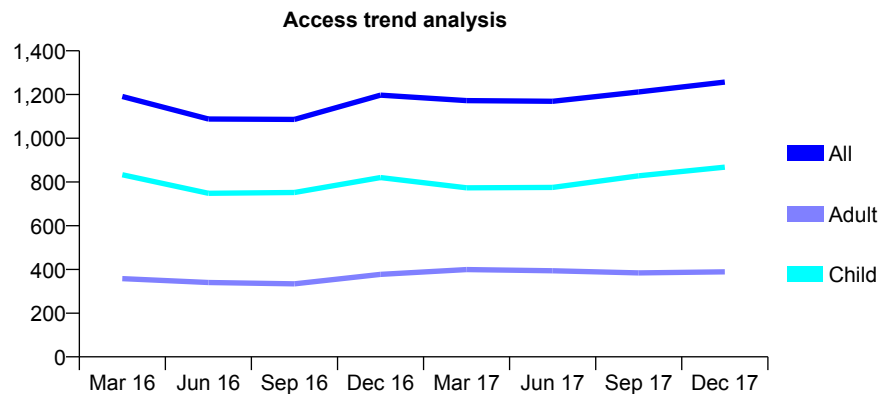
Q62 - Vital Signs At a Glance Contract Report for 108553/0001 - December 2017

Name or company name	MR MJ HUGHES & MISS K HUGHES
Contract type name	GDS Contract
Purpose of contract	General
Contract start date	01/09/2013
Contract end date	

17/18 Contracted general activity (UDA)	2,507
Carry forward general activity (UDA)	35
17/18 Contracted orthodontic activity (UOA)	0
Carry forward orthodontic activity (UOA)	0
Baseline contract value	£66,071.17

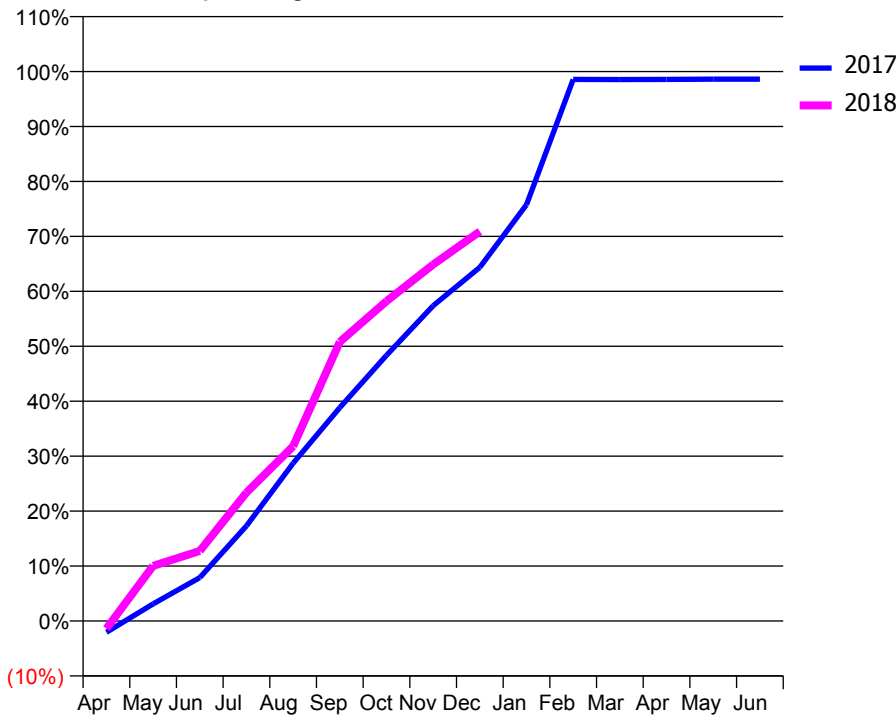
ACCESS*

Patients seen in 24 months	Total	Change since previous quarter
Quarter ending December 2016	1,197	
Quarter ending March 2017	1,172	↓
Quarter ending June 2017	1,169	→
Quarter ending September 2017	1,212	↑
Quarter ending December 2017	1,257	↑
Variance since December 2016	5.0%	↑



ACTIVITY

Cumulative percentage of contracted UDA delivered 2017 & 2018



Month	Adjusted Scheduled Activity (UDA)	
	2017	2018
April	-52	-35
May	78	251
June	198	319
July	434	586
August	720	797
September	973	1,274
October	1,212	1,459
November	1,438	1,626
December	1,614	1,777
January	1,900	
February	2,471	
March	2,470	
April	2,471	
May	2,472	
June	2,472	

QUALITY

	Quantity	Base Number	Contract	AT	Region	England
% of FP17s for the same patient ID Re-attending within 3 months - Children	35	884	4.0%	10.0%	11.6%	12.0%
% of FP17s for the same patient ID Re-attending within 3 months - Adults	13	283	4.6%	15.6%	16.7%	15.9%
% of FP17s for the same patient ID Re-attending between 3 & 9 months - Children	387	884	43.8%	47.0%	47.3%	58.0%
% of FP17s for the same patient ID Re-attending between 3 & 9 months - Adults	87	283	30.7%	37.8%	38.3%	50.5%
% of FP17s for Band 1 Urgent Courses	33	1,164	2.8%	10.9%	10.5%	9.0%
% of FP17s Relating to Free Repair or Replacements	2	1,164	0.2%	0.6%	0.6%	0.8%
% of FP17s Relating to Continuations	0	1,164	0.0%	0.6%	0.8%	1.1%
% of Patients satisfied with the dentistry they have received	1	1	N/A	88.1%	89.0%	91.5%
% of Patients satisfied with the time they had to wait for an appointment	0	1	N/A	83.4%	84.2%	87.9%

* This is based on patients treated on this contract for their most recent course of treatment. Figures in italics indicate the base number of FP17s or Patient Questionnaire responses are less than 100. N/A is shown where the base number of responses is less than 10 during the period. % is calculated as Quantity/Base number*100

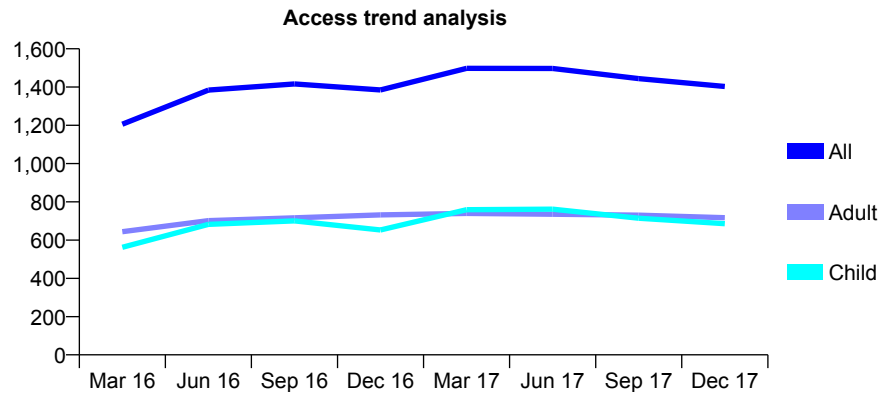
Q62 - Vital Signs At a Glance Contract Report for 108553/0003 - December 2017

Name or company name	MR MJ HUGHES & MISS K HUGHES
Contract type name	GDS Contract
Purpose of contract	General
Contract start date	01/04/2015
Contract end date	

17/18 Contracted general activity (UDA)	4,500
Carry forward general activity (UDA)	0
17/18 Contracted orthodontic activity (UOA)	0
Carry forward orthodontic activity (UOA)	0
Baseline contract value	£111,266.78

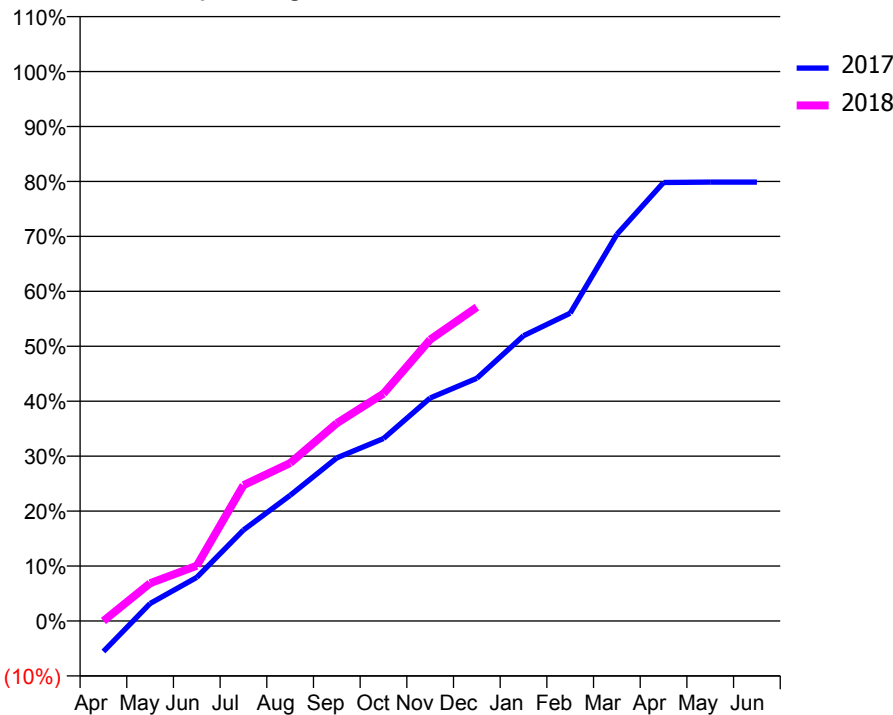
ACCESS*

Patients seen in 24 months	Total	Change since previous quarter
Quarter ending December 2016	1,385	
Quarter ending March 2017	1,498	↑
Quarter ending June 2017	1,497	→
Quarter ending September 2017	1,444	↓
Quarter ending December 2017	1,403	↓
Variance since December 2016	1.3%	→



ACTIVITY

Cumulative percentage of contracted UDA delivered 2017 & 2018



Month	Adjusted Scheduled Activity (UDA)	
	2017	2018
April	-251	0
May	143	310
June	358	453
July	745	1,112
August	1,030	1,293
September	1,337	1,620
October	1,494	1,862
November	1,826	2,305
December	1,988	2,570
January	2,336	
February	2,521	
March	3,167	
April	3,591	
May	3,595	
June	3,595	

QUALITY

	Quantity	Base Number	Contract	AT	Region	England
% of FP17s for the same patient ID Re-attending within 3 months - Children	44	775	5.7%	10.0%	11.6%	12.0%
% of FP17s for the same patient ID Re-attending within 3 months - Adults	79	745	10.6%	15.6%	16.7%	15.9%
% of FP17s for the same patient ID Re-attending between 3 & 9 months - Children	350	775	45.2%	47.0%	47.3%	58.0%
% of FP17s for the same patient ID Re-attending between 3 & 9 months - Adults	378	745	50.7%	37.8%	38.3%	50.5%
% of FP17s for Band 1 Urgent Courses	74	1,356	5.5%	10.9%	10.5%	9.0%
% of FP17s Relating to Free Repair or Replacements	13	1,356	1.0%	0.6%	0.6%	0.8%
% of FP17s Relating to Continuations	1	1,356	0.1%	0.6%	0.8%	1.1%
% of Patients satisfied with the dentistry they have received	1	1	N/A	88.1%	89.0%	91.5%
% of Patients satisfied with the time they had to wait for an appointment	1	1	N/A	83.4%	84.2%	87.9%

* This is based on patients treated on this contract for their most recent course of treatment. Figures in italics indicate the base number of FP17s or Patient Questionnaire responses are less than 100. N/A is shown where the base number of responses is less than 10 during the period. % is calculated as Quantity/Base number*100

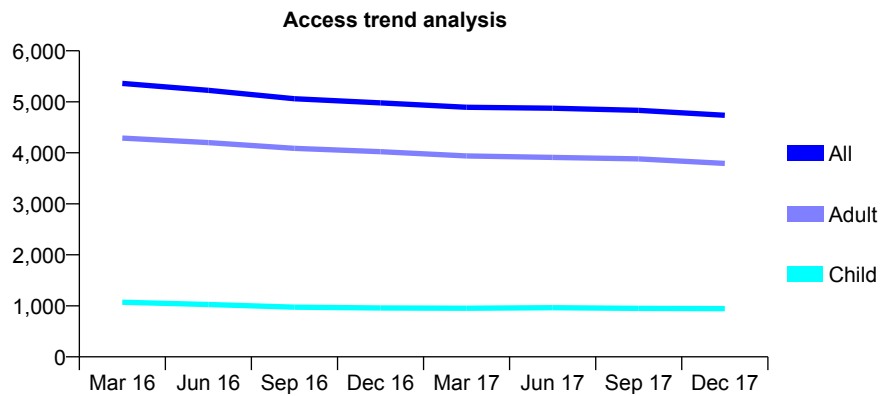
Q62 - Vital Signs At a Glance Contract Report for 109339/0001 - December 2017

Name or company name	M.A.Shepherd, C.Ruparelia & J.Ruparelia
Contract type name	Pilot Contract
Purpose of contract	General
Contract start date	01/02/2010
Contract end date	

17/18 Contracted general activity (UDA)	15,936
Carry forward general activity (UDA)	0
17/18 Contracted orthodontic activity (UOA)	0
Carry forward orthodontic activity (UOA)	0
Baseline contract value	£394,754.05

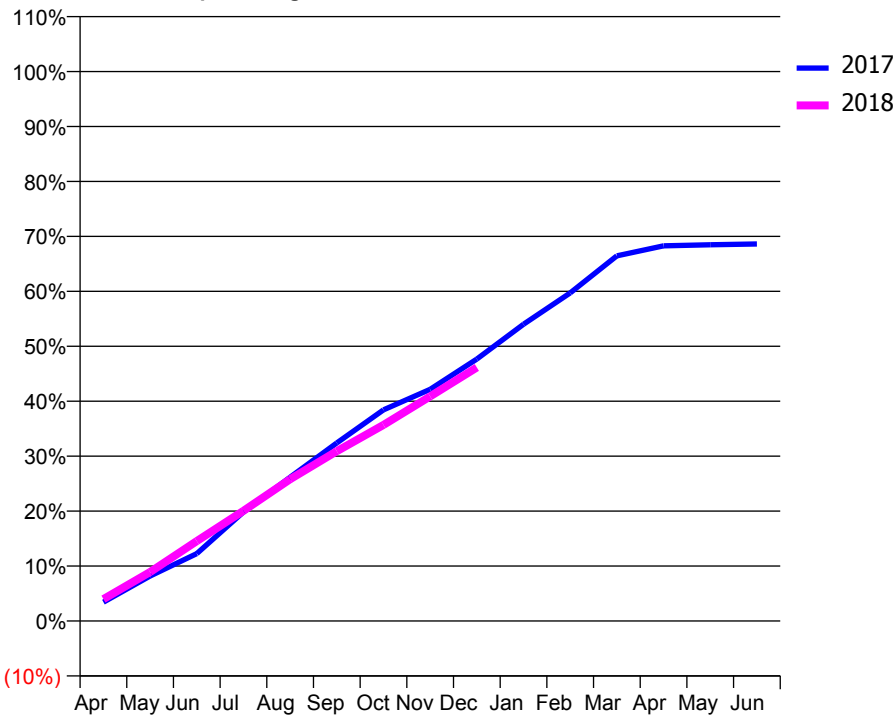
ACCESS*

Patients seen in 24 months	Total	Change since previous quarter
Quarter ending December 2016	4,980	
Quarter ending March 2017	4,892	↓
Quarter ending June 2017	4,874	→
Quarter ending September 2017	4,832	→
Quarter ending December 2017	4,736	↓
Variance since December 2016	(4.9%)	↓



ACTIVITY

Cumulative percentage of contracted UDA delivered 2017 & 2018



Month	Adjusted Scheduled Activity (UDA)	
	2017	2018
April	546	638
May	1,307	1,423
June	1,954	2,320
July	3,163	3,195
August	4,172	4,111
September	5,164	4,923
October	6,124	5,688
November	6,719	6,514
December	7,595	7,354
January	8,608	
February	9,514	
March	10,592	
April	10,881	
May	10,910	
June	10,933	

QUALITY

	Quantity	Base Number	Contract	AT	Region	England
% of FP17s for the same patient ID Re-attending within 3 months - Children	53	854	6.2%	10.0%	11.6%	12.0%
% of FP17s for the same patient ID Re-attending within 3 months - Adults	451	3,242	13.9%	15.6%	16.7%	15.9%
% of FP17s for the same patient ID Re-attending between 3 & 9 months - Children	352	854	41.2%	47.0%	47.3%	58.0%
% of FP17s for the same patient ID Re-attending between 3 & 9 months - Adults	1,098	3,242	33.9%	37.8%	38.3%	50.5%
% of FP17s for Band 1 Urgent Courses	665	3,867	17.2%	10.9%	10.5%	9.0%
% of FP17s Relating to Free Repair or Replacements	14	3,867	0.4%	0.6%	0.6%	0.8%
% of FP17s Relating to Continuations	11	3,867	0.3%	0.6%	0.8%	1.1%
% of Patients satisfied with the dentistry they have received	3	3	N/A	88.1%	89.0%	91.5%
% of Patients satisfied with the time they had to wait for an appointment	3	3	N/A	83.4%	84.2%	87.9%

* This is based on patients treated on this contract for their most recent course of treatment. Figures in italics indicate the base number of FP17s or Patient Questionnaire responses are less than 100. N/A is shown where the base number of responses is less than 10 during the period. % is calculated as Quantity/Base number*100

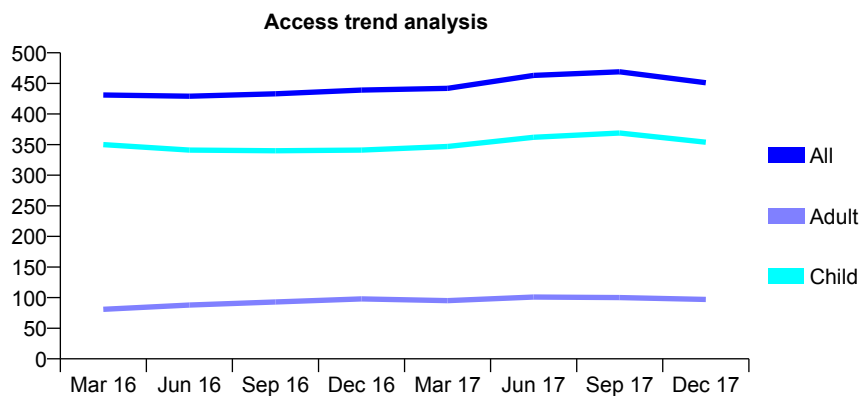
Q62 - Vital Signs At a Glance Contract Report for 110531/0001 - December 2017

Name or company name	STERLING DENTAL SURGERIES LTD
Contract type name	GDS Contract
Purpose of contract	General
Contract start date	01/04/2006
Contract end date	

17/18 Contracted general activity (UDA)	1,165
Carry forward general activity (UDA)	0
17/18 Contracted orthodontic activity (UOA)	0
Carry forward orthodontic activity (UOA)	0
Baseline contract value	£26,739.00

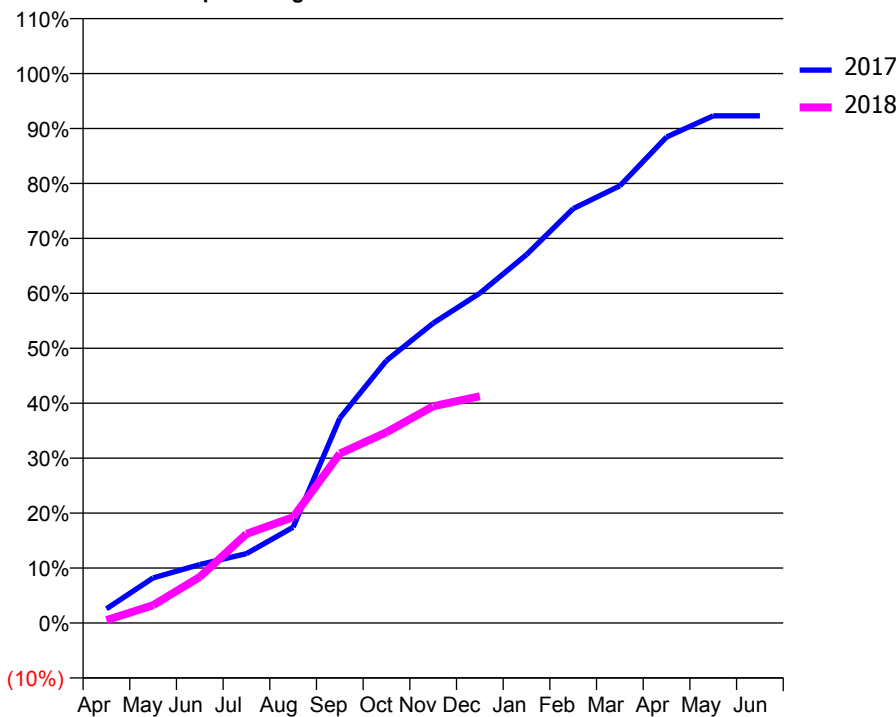
ACCESS*

Patients seen in 24 months	Total	Change since previous quarter
Quarter ending December 2016	439	
Quarter ending March 2017	442	→
Quarter ending June 2017	463	↑
Quarter ending September 2017	469	→
Quarter ending December 2017	451	↓
Variance since December 2016	2.7%	↑



ACTIVITY

Cumulative percentage of contracted UDA delivered 2017 & 2018



Month	Adjusted Scheduled Activity (UDA)	
	2017	2018
April	30	6
May	96	38
June	124	98
July	147	189
August	203	224
September	434	359
October	557	404
November	636	460
December	699	481
January	781	
February	879	
March	927	
April	1,030	
May	1,075	
June	1,075	

QUALITY

	Quantity	Base Number	Contract	AT	Region	England
% of FP17s for the same patient ID Re-attending within 3 months - Children	25	329	7.6%	10.0%	11.6%	12.0%
% of FP17s for the same patient ID Re-attending within 3 months - Adults	5	38	13.2%	15.6%	16.7%	15.9%
% of FP17s for the same patient ID Re-attending between 3 & 9 months - Children	171	329	52.0%	47.0%	47.3%	58.0%
% of FP17s for the same patient ID Re-attending between 3 & 9 months - Adults	14	38	36.8%	37.8%	38.3%	50.5%
% of FP17s for Band 1 Urgent Courses	14	303	4.6%	10.9%	10.5%	9.0%
% of FP17s Relating to Free Repair or Replacements	0	303	0.0%	0.6%	0.6%	0.8%
% of FP17s Relating to Continuations	0	303	0.0%	0.6%	0.8%	1.1%
% of Patients satisfied with the dentistry they have received	0	0	N/A	88.1%	89.0%	91.5%
% of Patients satisfied with the time they had to wait for an appointment	0	0	N/A	83.4%	84.2%	87.9%

* This is based on patients treated on this contract for their most recent course of treatment. Figures in italics indicate the base number of FP17s or Patient Questionnaire responses are less than 100. N/A is shown where the base number of responses is less than 10 during the period. % is calculated as Quantity/Base number*100

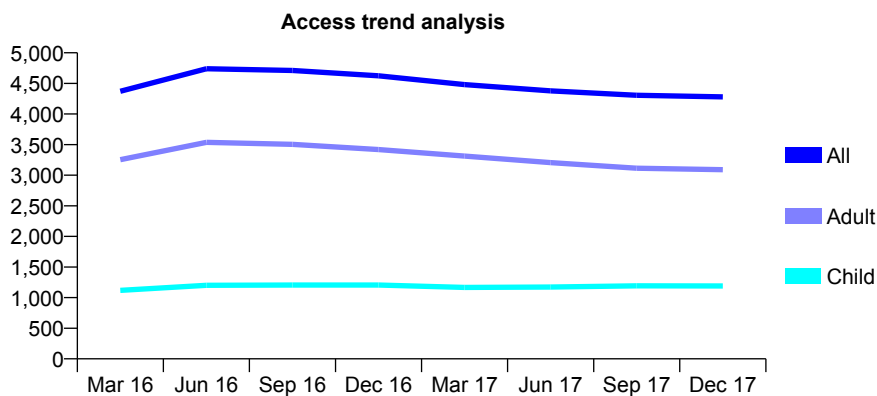
Q62 - Vital Signs At a Glance Contract Report for 110922/0001 - December 2017

Name or company name	Mr M. H. Bhatt & Mr D. G. Jani
Contract type name	GDS Contract
Purpose of contract	General
Contract start date	01/07/2014
Contract end date	

17/18 Contracted general activity (UDA)	13,288
Carry forward general activity (UDA)	-140
17/18 Contracted orthodontic activity (UOA)	0
Carry forward orthodontic activity (UOA)	0
Baseline contract value	£369,764.81

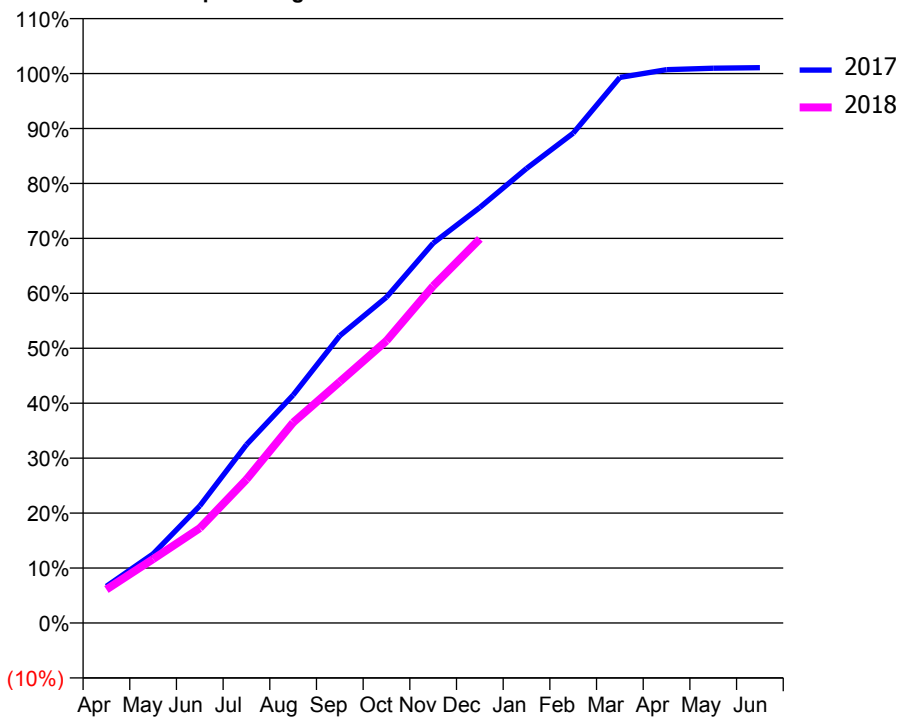
ACCESS*

Patients seen in 24 months	Total	Change since previous quarter
Quarter ending December 2016	4,624	
Quarter ending March 2017	4,480	↓
Quarter ending June 2017	4,379	↓
Quarter ending September 2017	4,306	↓
Quarter ending December 2017	4,281	→
Variance since December 2016	(7.4%)	↓



ACTIVITY

Cumulative percentage of contracted UDA delivered 2017 & 2018



Month	Adjusted Scheduled Activity (UDA)	
	2017	2018
April	887	812
May	1,672	1,545
June	2,832	2,295
July	4,312	3,472
August	5,513	4,848
September	6,948	5,834
October	7,879	6,826
November	9,185	8,149
December	10,050	9,287
January	10,991	
February	11,844	
March	13,194	
April	13,381	
May	13,417	
June	13,428	

QUALITY

	Quantity	Base Number	Contract	AT	Region	England
% of FP17s for the same patient ID Re-attending within 3 months - Children	102	974	10.5%	10.0%	11.6%	12.0%
% of FP17s for the same patient ID Re-attending within 3 months - Adults	409	2,308	17.7%	15.6%	16.7%	15.9%
% of FP17s for the same patient ID Re-attending between 3 & 9 months - Children	303	974	31.1%	47.0%	47.3%	58.0%
% of FP17s for the same patient ID Re-attending between 3 & 9 months - Adults	626	2,308	27.1%	37.8%	38.3%	50.5%
% of FP17s for Band 1 Urgent Courses	387	3,165	12.2%	10.9%	10.5%	9.0%
% of FP17s Relating to Free Repair or Replacements	10	3,165	0.3%	0.6%	0.6%	0.8%
% of FP17s Relating to Continuations	37	3,165	1.2%	0.6%	0.8%	1.1%
% of Patients satisfied with the dentistry they have received	4	4	N/A	88.1%	89.0%	91.5%
% of Patients satisfied with the time they had to wait for an appointment	1	4	N/A	83.4%	84.2%	87.9%

* This is based on patients treated on this contract for their most recent course of treatment. Figures in italics indicate the base number of FP17s or Patient Questionnaire responses are less than 100. N/A is shown where the base number of responses is less than 10 during the period. % is calculated as Quantity/Base number*100

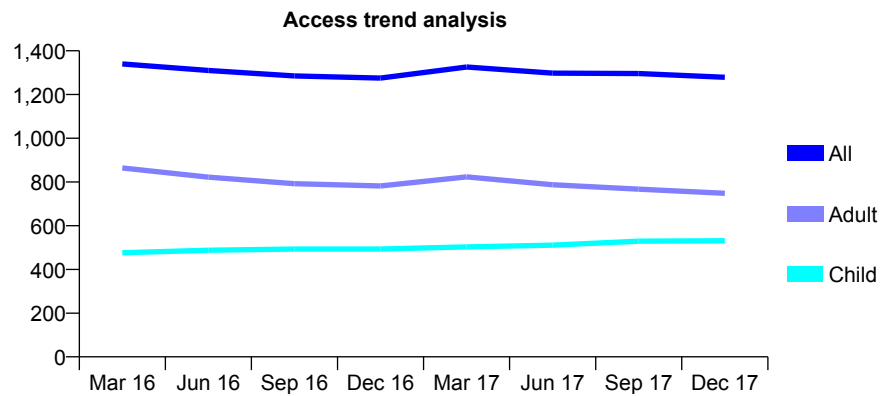
Q62 - Vital Signs At a Glance Contract Report for 112143/0001 - December 2017

Name or company name	Mr. G. Sumar & Mr. I. Gulamhusein
Contract type name	GDS Contract
Purpose of contract	General
Contract start date	01/07/2013
Contract end date	

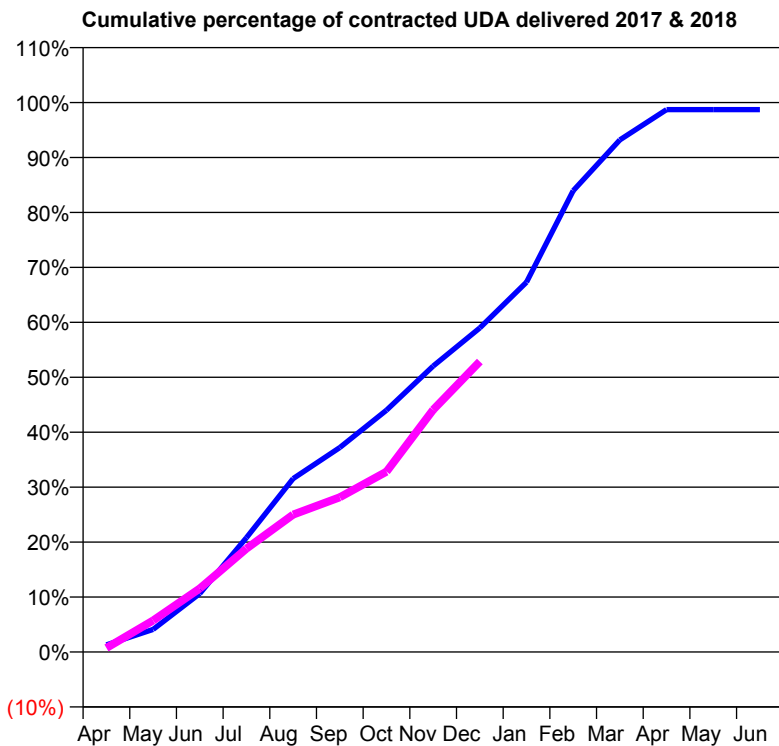
17/18 Contracted general activity (UDA)	4,565
Carry forward general activity (UDA)	59
17/18 Contracted orthodontic activity (UOA)	0
Carry forward orthodontic activity (UOA)	0
Baseline contract value	£128,300.52

ACCESS*

Patients seen in 24 months	Total	Change since previous quarter
Quarter ending December 2016	1,275	
Quarter ending March 2017	1,326	↑
Quarter ending June 2017	1,298	↓
Quarter ending September 2017	1,296	→
Quarter ending December 2017	1,279	↓
Variance since December 2016	0.3%	→



ACTIVITY



Month	Adjusted Scheduled Activity (UDA)	
	2017	2018
April	60	34
May	187	262
June	486	527
July	950	859
August	1,441	1,141
September	1,698	1,286
October	2,009	1,498
November	2,376	2,012
December	2,692	2,413
January	3,073	
February	3,833	
March	4,255	
April	4,506	
May	4,506	
June	4,506	

QUALITY

	Quantity	Base Number	Contract	AT	Region	England
% of FP17s for the same patient ID Re-attending within 3 months - Children	51	612	8.3%	10.0%	11.6%	12.0%
% of FP17s for the same patient ID Re-attending within 3 months - Adults	69	618	11.2%	15.6%	16.7%	15.9%
% of FP17s for the same patient ID Re-attending between 3 & 9 months - Children	381	612	62.3%	47.0%	47.3%	58.0%
% of FP17s for the same patient ID Re-attending between 3 & 9 months - Adults	348	618	56.3%	37.8%	38.3%	50.5%
% of FP17s for Band 1 Urgent Courses	82	1,139	7.2%	10.9%	10.5%	9.0%
% of FP17s Relating to Free Repair or Replacements	6	1,139	0.5%	0.6%	0.6%	0.8%
% of FP17s Relating to Continuations	1	1,139	0.1%	0.6%	0.8%	1.1%
% of Patients satisfied with the dentistry they have received	3	3	N/A	88.1%	89.0%	91.5%
% of Patients satisfied with the time they had to wait for an appointment	3	3	N/A	83.4%	84.2%	87.9%

* This is based on patients treated on this contract for their most recent course of treatment. Figures in italics indicate the base number of FP17s or Patient Questionnaire responses are less than 100. N/A is shown where the base number of responses is less than 10 during the period. % is calculated as Quantity/Base number*100

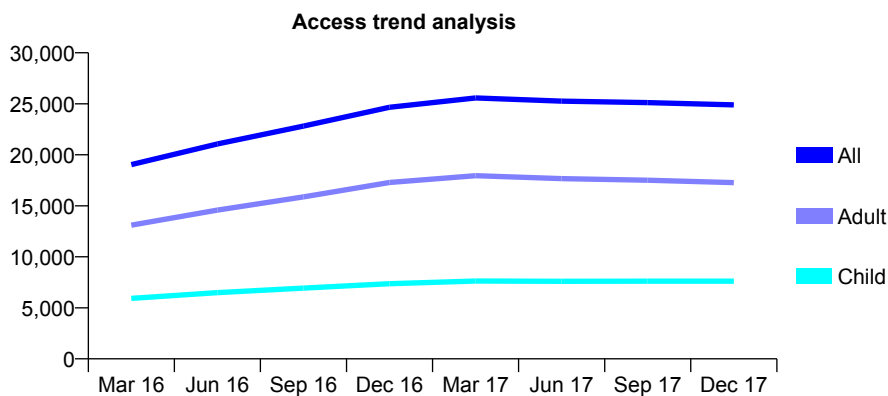
Q62 - Vital Signs At a Glance Contract Report for 112208/0001 - December 2017

Name or company name	Whitehouse Dental Practice Ltd
Contract type name	GDS Contract
Purpose of contract	General
Contract start date	01/02/2015
Contract end date	

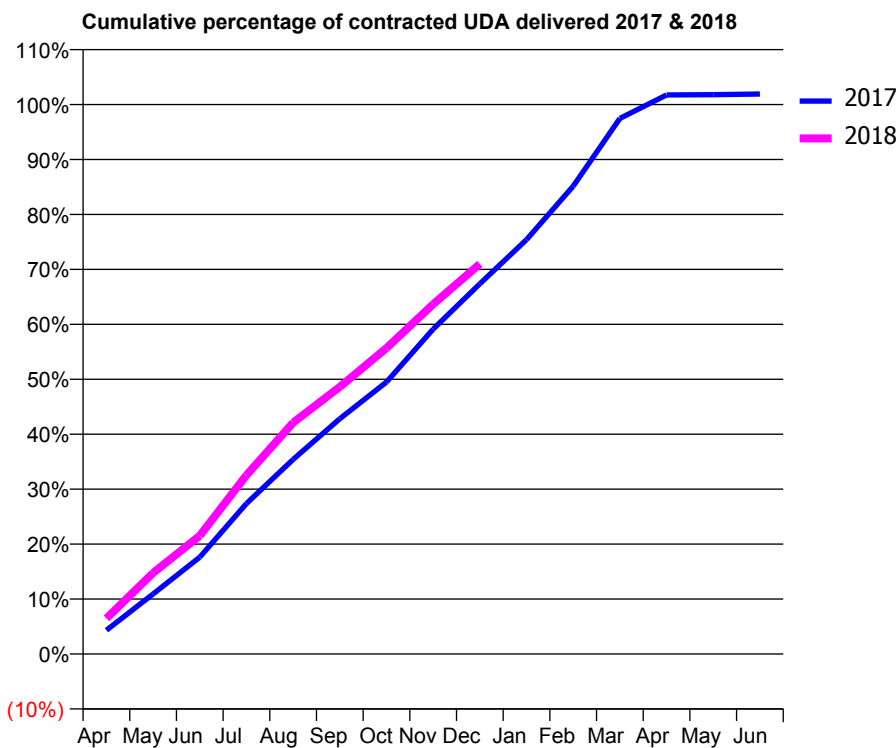
17/18 Contracted general activity (UDA)	64,941
Carry forward general activity (UDA)	-1,274
17/18 Contracted orthodontic activity (UOA)	0
Carry forward orthodontic activity (UOA)	0
Baseline contract value	£1,823,969.68

ACCESS*

Patients seen in 24 months	Total	Change since previous quarter
Quarter ending December 2016	24,657	
Quarter ending March 2017	25,570	↑
Quarter ending June 2017	25,260	↓
Quarter ending September 2017	25,121	→
Quarter ending December 2017	24,896	→
Variance since December 2016	1.0%	→



ACTIVITY



Month	Adjusted Scheduled Activity (UDA)	
	2017	2018
April	2,811	4,208
May	7,094	9,587
June	11,454	13,983
July	17,780	21,140
August	23,005	27,355
September	27,810	31,576
October	32,140	36,156
November	38,397	41,343
December	43,761	46,107
January	48,974	
February	55,288	
March	63,289	
April	66,069	
May	66,100	
June	66,177	

QUALITY

	Quantity	Base Number	Contract	AT	Region	England
% of FP17s for the same patient ID Re-attending within 3 months - Children	460	6,389	7.2%	10.0%	11.6%	12.0%
% of FP17s for the same patient ID Re-attending within 3 months - Adults	1,781	13,550	13.1%	15.6%	16.7%	15.9%
% of FP17s for the same patient ID Re-attending between 3 & 9 months - Children	2,586	6,389	40.5%	47.0%	47.3%	58.0%
% of FP17s for the same patient ID Re-attending between 3 & 9 months - Adults	3,712	13,550	27.4%	37.8%	38.3%	50.5%
% of FP17s for Band 1 Urgent Courses	3,353	18,731	17.9%	10.9%	10.5%	9.0%
% of FP17s Relating to Free Repair or Replacements	61	18,731	0.3%	0.6%	0.6%	0.8%
% of FP17s Relating to Continuations	138	18,731	0.7%	0.6%	0.8%	1.1%
% of Patients satisfied with the dentistry they have received	12	14	85.7%	88.1%	89.0%	91.5%
% of Patients satisfied with the time they had to wait for an appointment	11	14	78.6%	83.4%	84.2%	87.9%

* This is based on patients treated on this contract for their most recent course of treatment. Figures in italics indicate the base number of FP17s or Patient Questionnaire responses are less than 100. N/A is shown where the base number of responses is less than 10 during the period. % is calculated as Quantity/Base number*100

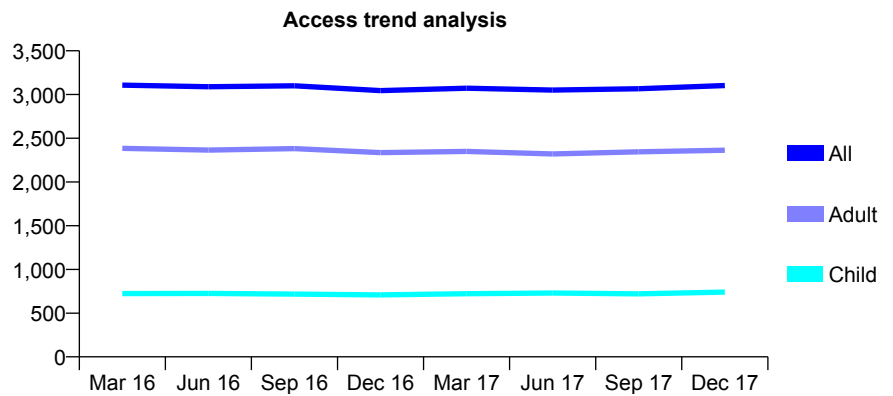
Q62 - Vital Signs At a Glance Contract Report for 113719/0001 - December 2017

Name or company name	Dr P Patel & Dr A Thethy
Contract type name	GDS Contract
Purpose of contract	General
Contract start date	01/04/2014
Contract end date	

17/18 Contracted general activity (UDA)	10,050
Carry forward general activity (UDA)	-102
17/18 Contracted orthodontic activity (UOA)	0
Carry forward orthodontic activity (UOA)	0
Baseline contract value	£308,086.50

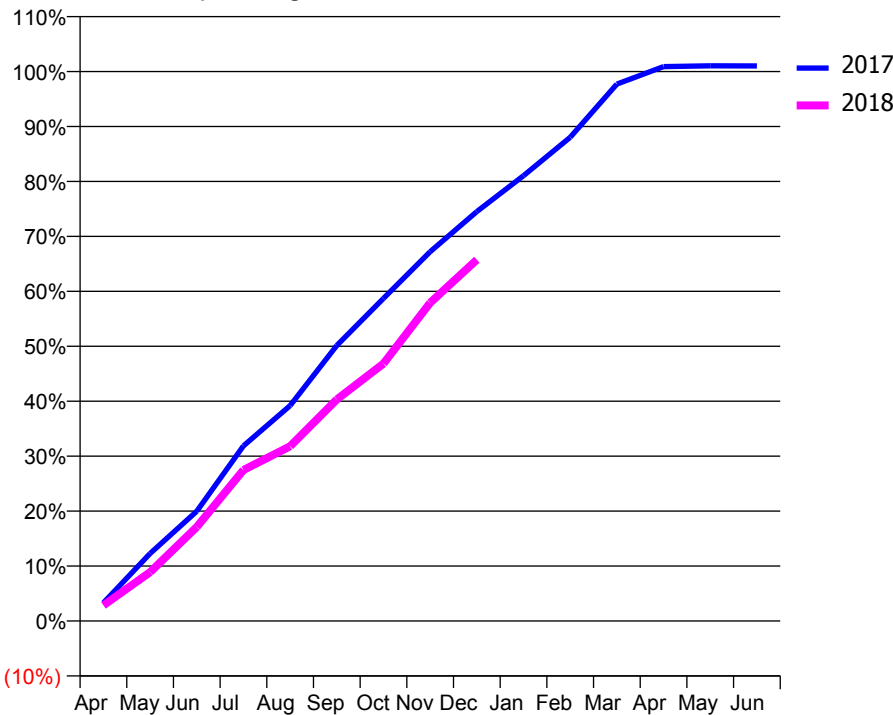
ACCESS*

Patients seen in 24 months	Total	Change since previous quarter
Quarter ending December 2016	3,045	
Quarter ending March 2017	3,072	→
Quarter ending June 2017	3,051	→
Quarter ending September 2017	3,066	→
Quarter ending December 2017	3,103	→
Variance since December 2016	1.9%	→



ACTIVITY

Cumulative percentage of contracted UDA delivered 2017 & 2018



Month	Adjusted Scheduled Activity (UDA)	
	2017	2018
April	333	287
May	1,235	894
June	2,007	1,721
July	3,202	2,763
August	3,940	3,197
September	5,040	4,052
October	5,902	4,708
November	6,754	5,821
December	7,488	6,608
January	8,144	
February	8,847	
March	9,820	
April	10,139	
May	10,153	
June	10,152	

QUALITY

	Quantity	Base Number	Contract	AT	Region	England
% of FP17s for the same patient ID Re-attending within 3 months - Children	21	597	3.5%	10.0%	11.6%	12.0%
% of FP17s for the same patient ID Re-attending within 3 months - Adults	147	1,605	9.2%	15.6%	16.7%	15.9%
% of FP17s for the same patient ID Re-attending between 3 & 9 months - Children	264	597	44.2%	47.0%	47.3%	58.0%
% of FP17s for the same patient ID Re-attending between 3 & 9 months - Adults	577	1,605	36.0%	37.8%	38.3%	50.5%
% of FP17s for Band 1 Urgent Courses	146	2,105	6.9%	10.9%	10.5%	9.0%
% of FP17s Relating to Free Repair or Replacements	2	2,105	0.1%	0.6%	0.6%	0.8%
% of FP17s Relating to Continuations	4	2,105	0.2%	0.6%	0.8%	1.1%
% of Patients satisfied with the dentistry they have received	1	1	N/A	88.1%	89.0%	91.5%
% of Patients satisfied with the time they had to wait for an appointment	1	1	N/A	83.4%	84.2%	87.9%

* This is based on patients treated on this contract for their most recent course of treatment. Figures in italics indicate the base number of FP17s or Patient Questionnaire responses are less than 100. N/A is shown where the base number of responses is less than 10 during the period. % is calculated as Quantity/Base number*100

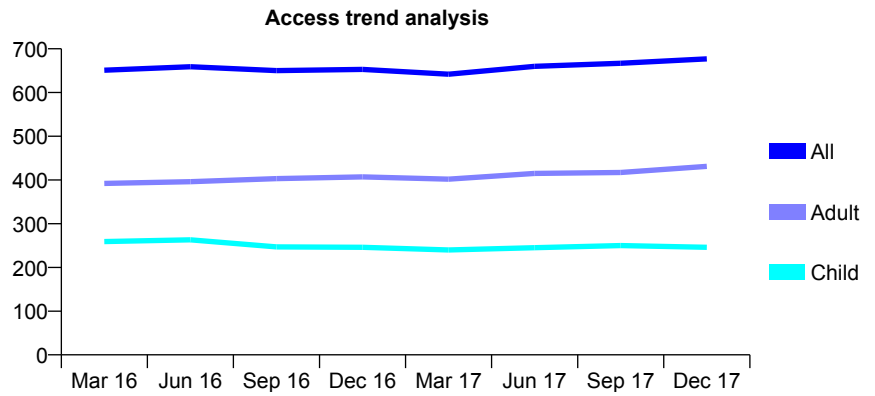
Q62 - Vital Signs At a Glance Contract Report for 114561/0001 - December 2017

Name or company name	Kenton Clinic
Contract type name	GDS Contract
Purpose of contract	General
Contract start date	01/09/2010
Contract end date	

17/18 Contracted general activity (UDA)	1,658
Carry forward general activity (UDA)	-13
17/18 Contracted orthodontic activity (UOA)	0
Carry forward orthodontic activity (UOA)	0
Baseline contract value	£36,046.11

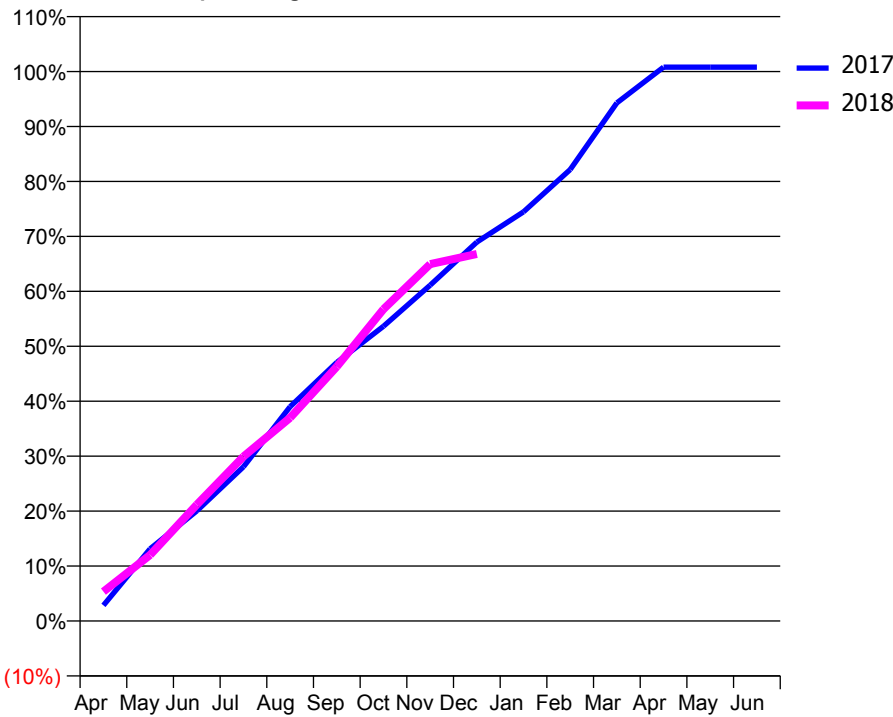
ACCESS*

Patients seen in 24 months	Total	Change since previous quarter
Quarter ending December 2016	653	
Quarter ending March 2017	642	↓
Quarter ending June 2017	660	↑
Quarter ending September 2017	667	→
Quarter ending December 2017	677	→
Variance since December 2016	3.7%	↑



ACTIVITY

Cumulative percentage of contracted UDA delivered 2017 & 2018



Month	Adjusted Scheduled Activity (UDA)	
	2017	2018
April	47	89
May	218	199
June	332	351
July	465	496
August	647	613
September	780	767
October	889	941
November	1,013	1,077
December	1,143	1,108
January	1,235	
February	1,362	
March	1,563	
April	1,671	
May	1,671	
June	1,671	

QUALITY

	Quantity	Base Number	Contract	AT	Region	England
% of FP17s for the same patient ID Re-attending within 3 months - Children	11	274	4.0%	10.0%	11.6%	12.0%
% of FP17s for the same patient ID Re-attending within 3 months - Adults	50	363	13.8%	15.6%	16.7%	15.9%
% of FP17s for the same patient ID Re-attending between 3 & 9 months - Children	168	274	61.3%	47.0%	47.3%	58.0%
% of FP17s for the same patient ID Re-attending between 3 & 9 months - Adults	129	363	35.5%	37.8%	38.3%	50.5%
% of FP17s for Band 1 Urgent Courses	53	585	9.1%	10.9%	10.5%	9.0%
% of FP17s Relating to Free Repair or Replacements	1	585	0.2%	0.6%	0.6%	0.8%
% of FP17s Relating to Continuations	5	585	0.9%	0.6%	0.8%	1.1%
% of Patients satisfied with the dentistry they have received	0	0	N/A	88.1%	89.0%	91.5%
% of Patients satisfied with the time they had to wait for an appointment	0	0	N/A	83.4%	84.2%	87.9%

* This is based on patients treated on this contract for their most recent course of treatment. Figures in italics indicate the base number of FP17s or Patient Questionnaire responses are less than 100. N/A is shown where the base number of responses is less than 10 during the period. % is calculated as Quantity/Base number*100

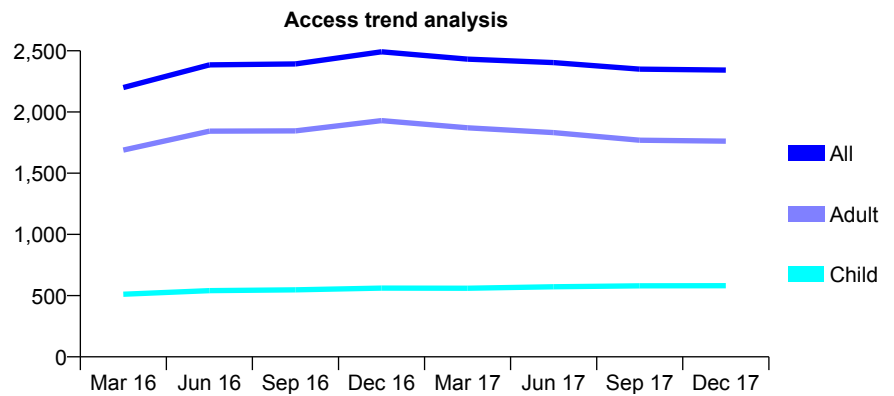
Q62 - Vital Signs At a Glance Contract Report for 115223/0001 - December 2017

Name or company name	Northfields Dental Practice
Contract type name	GDS Contract
Purpose of contract	General
Contract start date	01/07/2014
Contract end date	

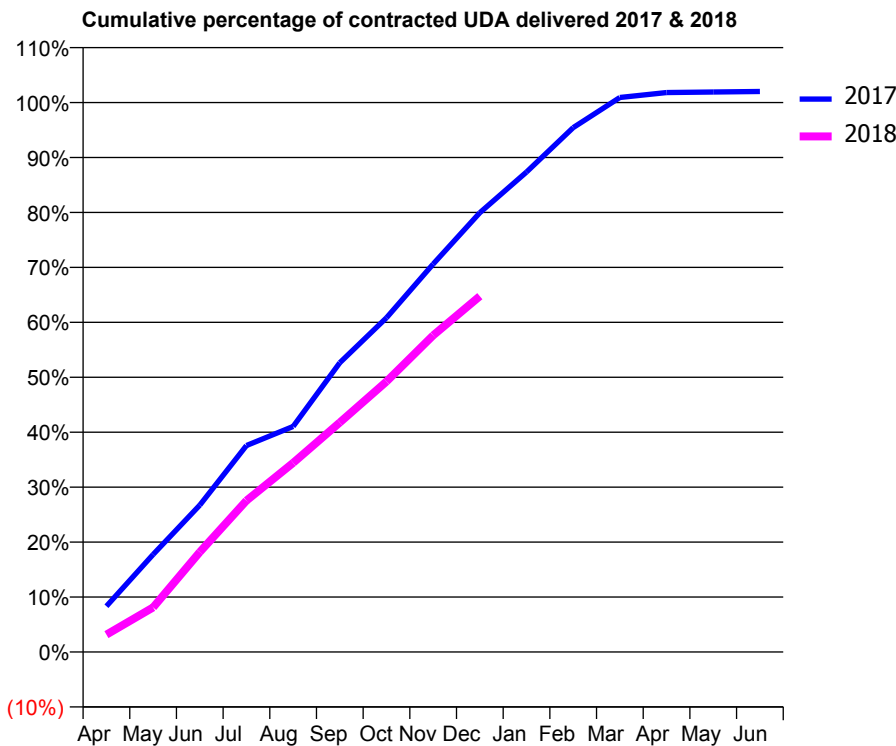
17/18 Contracted general activity (UDA)	5,933
Carry forward general activity (UDA)	-119
17/18 Contracted orthodontic activity (UOA)	0
Carry forward orthodontic activity (UOA)	0
Baseline contract value	£146,791.77

ACCESS*

Patients seen in 24 months	Total	Change since previous quarter
Quarter ending December 2016	2,492	
Quarter ending March 2017	2,432	↓
Quarter ending June 2017	2,404	↓
Quarter ending September 2017	2,350	↓
Quarter ending December 2017	2,343	→
Variance since December 2016	(6.0%)	↓



ACTIVITY



Month	Adjusted Scheduled Activity (UDA)	
	2017	2018
April	495	187
May	1,053	482
June	1,586	1,080
July	2,229	1,635
August	2,436	2,043
September	3,124	2,479
October	3,609	2,921
November	4,189	3,418
December	4,743	3,843
January	5,183	
February	5,662	
March	5,987	
April	6,040	
May	6,047	
June	6,052	

QUALITY

	Quantity	Base Number	Contract	AT	Region	England
% of FP17s for the same patient ID Re-attending within 3 months - Children	33	475	6.9%	10.0%	11.6%	12.0%
% of FP17s for the same patient ID Re-attending within 3 months - Adults	214	1,481	14.4%	15.6%	16.7%	15.9%
% of FP17s for the same patient ID Re-attending between 3 & 9 months - Children	179	475	37.7%	47.0%	47.3%	58.0%
% of FP17s for the same patient ID Re-attending between 3 & 9 months - Adults	539	1,481	36.4%	37.8%	38.3%	50.5%
% of FP17s for Band 1 Urgent Courses	269	1,921	14.0%	10.9%	10.5%	9.0%
% of FP17s Relating to Free Repair or Replacements	13	1,921	0.7%	0.6%	0.6%	0.8%
% of FP17s Relating to Continuations	6	1,921	0.3%	0.6%	0.8%	1.1%
% of Patients satisfied with the dentistry they have received	1	1	N/A	88.1%	89.0%	91.5%
% of Patients satisfied with the time they had to wait for an appointment	0	1	N/A	83.4%	84.2%	87.9%

* This is based on patients treated on this contract for their most recent course of treatment. Figures in italics indicate the base number of FP17s or Patient Questionnaire responses are less than 100. N/A is shown where the base number of responses is less than 10 during the period. % is calculated as Quantity/Base number*100

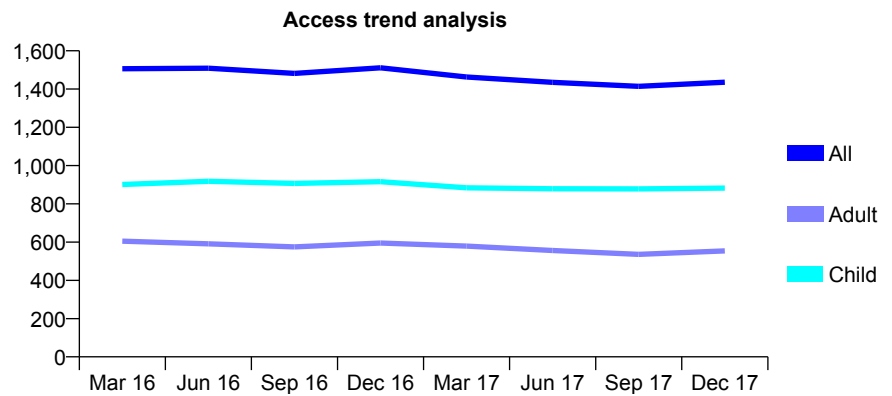
Q62 - Vital Signs At a Glance Contract Report for 115401/0001 - December 2017

Name or company name	M Ali, M Mawjee & A Paul
Contract type name	GDS Contract
Purpose of contract	General
Contract start date	01/06/2012
Contract end date	

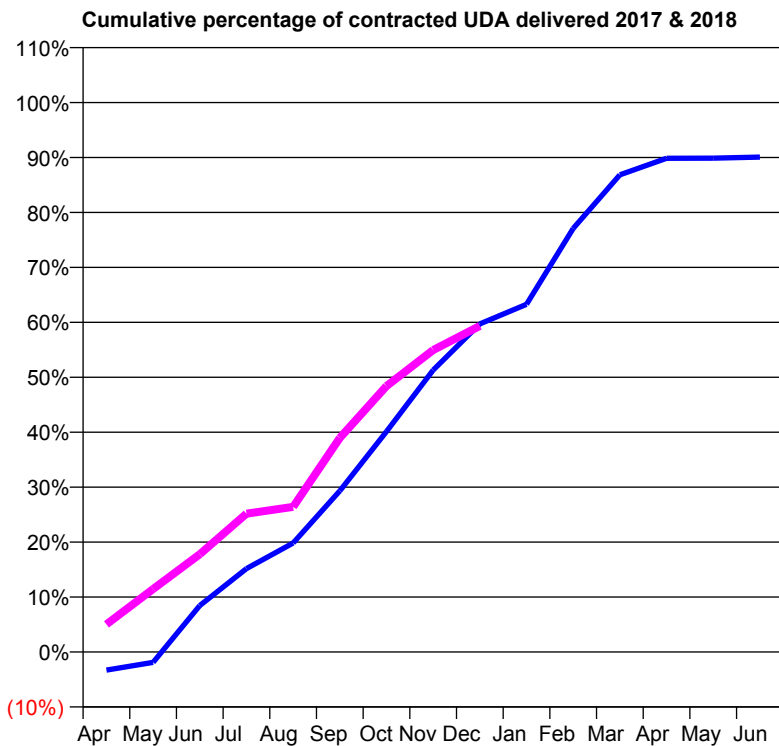
17/18 Contracted general activity (UDA)	3,005
Carry forward general activity (UDA)	0
17/18 Contracted orthodontic activity (UOA)	0
Carry forward orthodontic activity (UOA)	0
Baseline contract value	£67,523.44

ACCESS*

Patients seen in 24 months	Total	Change since previous quarter
Quarter ending December 2016	1,511	
Quarter ending March 2017	1,463	↓
Quarter ending June 2017	1,435	↓
Quarter ending September 2017	1,414	↓
Quarter ending December 2017	1,436	→
Variance since December 2016	(5.0%)	↓



ACTIVITY



Month	Adjusted Scheduled Activity (UDA)	
	2017	2018
April	-100	152
May	-58	344
June	254	535
July	456	757
August	596	794
September	882	1,171
October	1,206	1,455
November	1,542	1,651
December	1,795	1,783
January	1,901	
February	2,316	
March	2,609	
April	2,700	
May	2,701	
June	2,707	

QUALITY

	Quantity	Base Number	Contract	AT	Region	England
% of FP17s for the same patient ID Re-attending within 3 months - Children	55	711	7.7%	10.0%	11.6%	12.0%
% of FP17s for the same patient ID Re-attending within 3 months - Adults	32	334	9.6%	15.6%	16.7%	15.9%
% of FP17s for the same patient ID Re-attending between 3 & 9 months - Children	325	711	45.7%	47.0%	47.3%	58.0%
% of FP17s for the same patient ID Re-attending between 3 & 9 months - Adults	80	334	24.0%	37.8%	38.3%	50.5%
% of FP17s for Band 1 Urgent Courses	47	987	4.8%	10.9%	10.5%	9.0%
% of FP17s Relating to Free Repair or Replacements	0	987	0.0%	0.6%	0.6%	0.8%
% of FP17s Relating to Continuations	3	987	0.3%	0.6%	0.8%	1.1%
% of Patients satisfied with the dentistry they have received	1	1	N/A	88.1%	89.0%	91.5%
% of Patients satisfied with the time they had to wait for an appointment	1	1	N/A	83.4%	84.2%	87.9%

* This is based on patients treated on this contract for their most recent course of treatment. Figures in italics indicate the base number of FP17s or Patient Questionnaire responses are less than 100. N/A is shown where the base number of responses is less than 10 during the period. % is calculated as Quantity/Base number*100

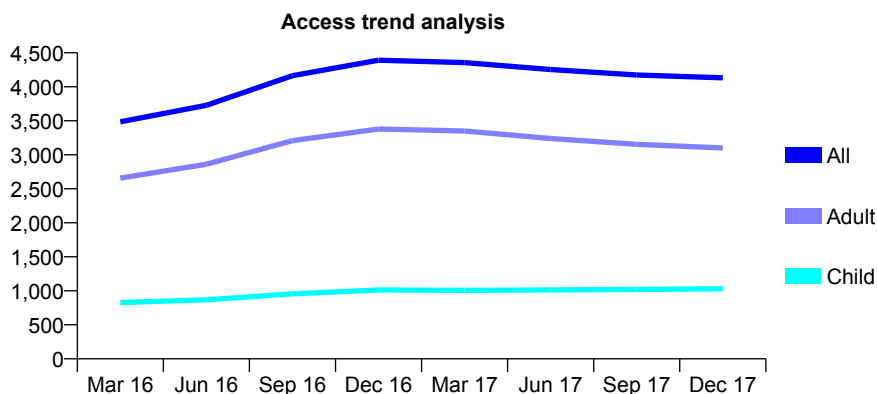
Q62 - Vital Signs At a Glance Contract Report for 116572/0001 - December 2017

Name or company name	Pearl Dental Care Centre
Contract type name	GDS Contract
Purpose of contract	General
Contract start date	01/01/2015
Contract end date	

17/18 Contracted general activity (UDA)	13,336
Carry forward general activity (UDA)	-11
17/18 Contracted orthodontic activity (UOA)	0
Carry forward orthodontic activity (UOA)	0
Baseline contract value	£311,366.77

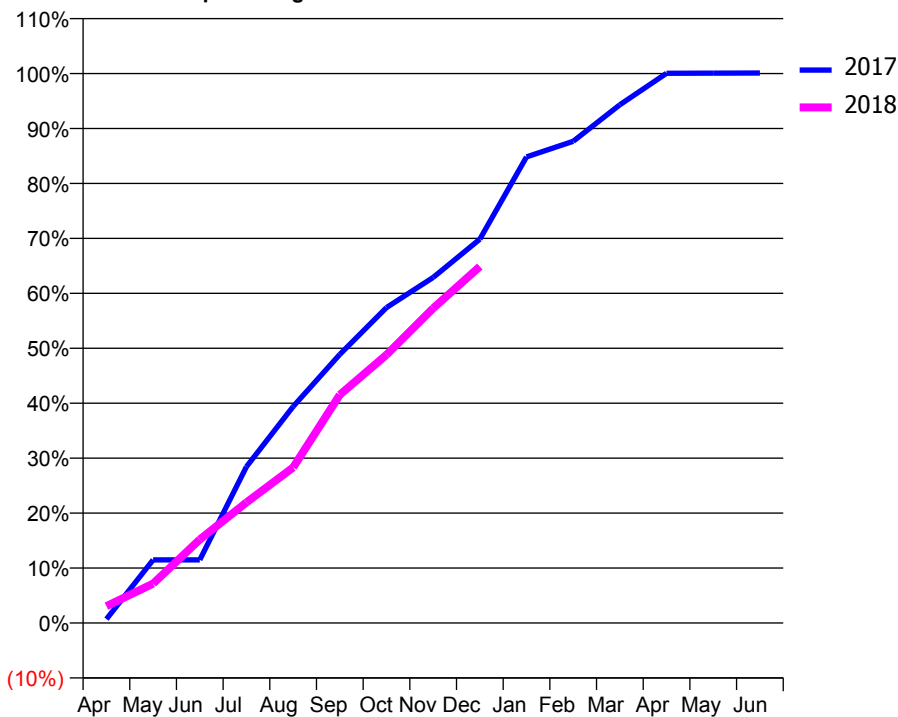
ACCESS*

Patients seen in 24 months	Total	Change since previous quarter
Quarter ending December 2016	4,391	
Quarter ending March 2017	4,356	→
Quarter ending June 2017	4,254	↓
Quarter ending September 2017	4,173	↓
Quarter ending December 2017	4,132	→
Variance since December 2016	(5.9%)	↓



ACTIVITY

Cumulative percentage of contracted UDA delivered 2017 & 2018



Month	Adjusted Scheduled Activity (UDA)	
	2017	2018
April	94	410
May	1,532	958
June	1,532	2,027
July	3,794	2,927
August	5,253	3,775
September	6,520	5,538
October	7,657	6,510
November	8,385	7,639
December	9,317	8,651
January	11,313	
February	11,690	
March	12,579	
April	13,340	
May	13,346	
June	13,347	

QUALITY

	Quantity	Base Number	Contract	AT	Region	England
% of FP17s for the same patient ID Re-attending within 3 months - Children	76	1,170	6.5%	10.0%	11.6%	12.0%
% of FP17s for the same patient ID Re-attending within 3 months - Adults	391	2,851	13.7%	15.6%	16.7%	15.9%
% of FP17s for the same patient ID Re-attending between 3 & 9 months - Children	700	1,170	59.8%	47.0%	47.3%	58.0%
% of FP17s for the same patient ID Re-attending between 3 & 9 months - Adults	1,410	2,851	49.5%	37.8%	38.3%	50.5%
% of FP17s for Band 1 Urgent Courses	365	3,643	10.0%	10.9%	10.5%	9.0%
% of FP17s Relating to Free Repair or Replacements	32	3,643	0.9%	0.6%	0.6%	0.8%
% of FP17s Relating to Continuations	58	3,643	1.6%	0.6%	0.8%	1.1%
% of Patients satisfied with the dentistry they have received	3	3	N/A	88.1%	89.0%	91.5%
% of Patients satisfied with the time they had to wait for an appointment	3	3	N/A	83.4%	84.2%	87.9%

* This is based on patients treated on this contract for their most recent course of treatment. Figures in italics indicate the base number of FP17s or Patient Questionnaire responses are less than 100. N/A is shown where the base number of responses is less than 10 during the period. % is calculated as Quantity/Base number*100

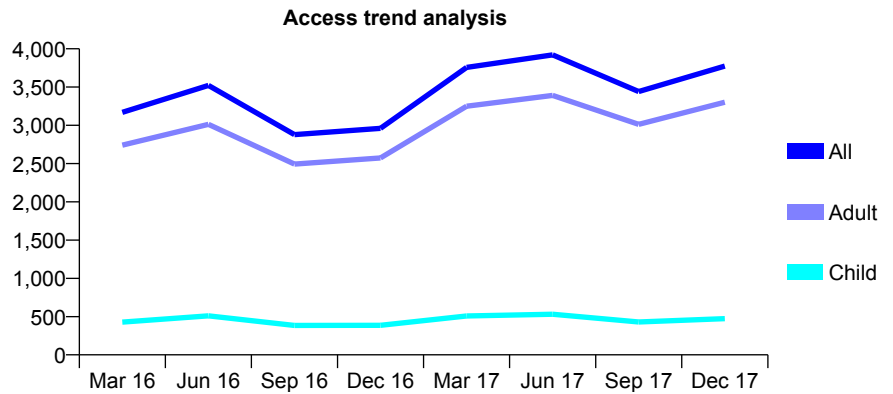
Q62 - Vital Signs At a Glance Contract Report for 116874/0001 - December 2017

Name or company name	S & Y Golar
Contract type name	GDS Contract
Purpose of contract	General
Contract start date	01/04/2010
Contract end date	

17/18 Contracted general activity (UDA)	15,530
Carry forward general activity (UDA)	615
17/18 Contracted orthodontic activity (UOA)	0
Carry forward orthodontic activity (UOA)	0
Baseline contract value	£517,906.34

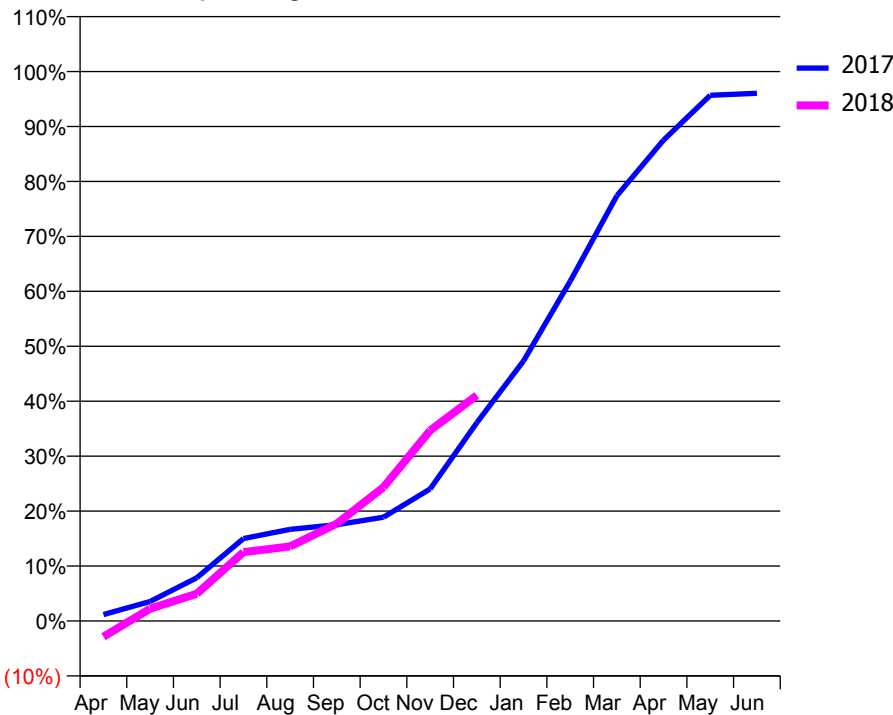
ACCESS*

Patients seen in 24 months	Total	Change since previous quarter
Quarter ending December 2016	2,960	
Quarter ending March 2017	3,757	↑
Quarter ending June 2017	3,921	↑
Quarter ending September 2017	3,441	↓
Quarter ending December 2017	3,775	↑
Variance since December 2016	27.5%	↑



ACTIVITY

Cumulative percentage of contracted UDA delivered 2017 & 2018



Month	Adjusted Scheduled Activity (UDA)	
	2017	2018
April	183	-446
May	554	347
June	1,225	771
July	2,329	1,947
August	2,590	2,110
September	2,724	2,752
October	2,932	3,782
November	3,733	5,387
December	5,605	6,377
January	7,352	
February	9,604	
March	12,020	
April	13,591	
May	14,859	
June	14,915	

QUALITY

	Quantity	Base Number	Contract	AT	Region	England
% of FP17s for the same patient ID Re-attending within 3 months - Children	40	418	9.6%	10.0%	11.6%	12.0%
% of FP17s for the same patient ID Re-attending within 3 months - Adults	410	2,636	15.6%	15.6%	16.7%	15.9%
% of FP17s for the same patient ID Re-attending between 3 & 9 months - Children	122	418	29.2%	47.0%	47.3%	58.0%
% of FP17s for the same patient ID Re-attending between 3 & 9 months - Adults	544	2,636	20.6%	37.8%	38.3%	50.5%
% of FP17s for Band 1 Urgent Courses	367	2,142	17.1%	10.9%	10.5%	9.0%
% of FP17s Relating to Free Repair or Replacements	41	2,142	1.9%	0.6%	0.6%	0.8%
% of FP17s Relating to Continuations	21	2,142	1.0%	0.6%	0.8%	1.1%
% of Patients satisfied with the dentistry they have received	6	7	N/A	88.1%	89.0%	91.5%
% of Patients satisfied with the time they had to wait for an appointment	6	7	N/A	83.4%	84.2%	87.9%

* This is based on patients treated on this contract for their most recent course of treatment. Figures in italics indicate the base number of FP17s or Patient Questionnaire responses are less than 100. N/A is shown where the base number of responses is less than 10 during the period. % is calculated as Quantity/Base number*100

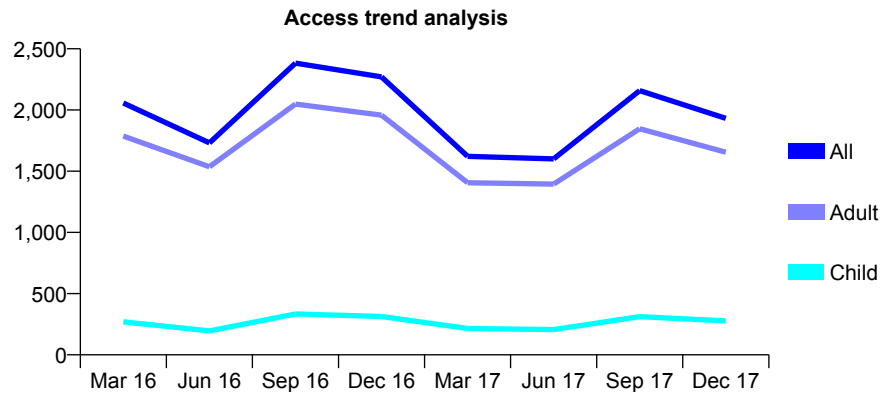
Q62 - Vital Signs At a Glance Contract Report for 116874/0002 - December 2017

Name or company name	S & Y Golar
Contract type name	PDS Plus Contract
Purpose of contract	General
Contract start date	01/04/2010
Contract end date	31/03/2018

17/18 Contracted general activity (UDA)	12,000
Carry forward general activity (UDA)	3,053
17/18 Contracted orthodontic activity (UOA)	0
Carry forward orthodontic activity (UOA)	0
Baseline contract value	£319,827.20

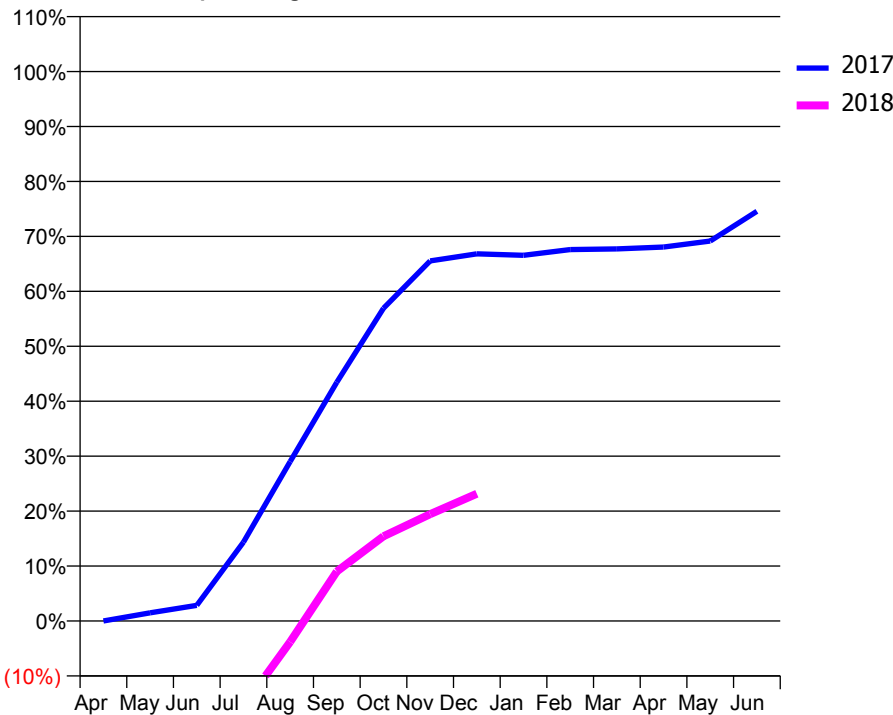
ACCESS*

Patients seen in 24 months	Total	Change since previous quarter
Quarter ending December 2016	2,271	
Quarter ending March 2017	1,621	↓
Quarter ending June 2017	1,601	↓
Quarter ending September 2017	2,159	↑
Quarter ending December 2017	1,932	↓
Variance since December 2016	(14.9%)	↓



ACTIVITY

Cumulative percentage of contracted UDA delivered 2017 & 2018



Month	Adjusted Scheduled Activity (UDA)	
	2017	2018
April	0	-3,046
May	180	-2,999
June	342	-2,474
July	1,723	-1,870
August	3,480	-458
September	5,215	1,083
October	6,830	1,851
November	7,864	2,335
December	8,018	2,781
January	7,987	
February	8,112	
March	8,127	
April	8,166	
May	8,298	
June	8,947	

QUALITY

	Quantity	Base Number	Contract	AT	Region	England
% of FP17s for the same patient ID Re-attending within 3 months - Children	12	285	4.2%	10.0%	11.6%	12.0%
% of FP17s for the same patient ID Re-attending within 3 months - Adults	105	1,564	6.7%	15.6%	16.7%	15.9%
% of FP17s for the same patient ID Re-attending between 3 & 9 months - Children	18	285	6.3%	47.0%	47.3%	58.0%
% of FP17s for the same patient ID Re-attending between 3 & 9 months - Adults	118	1,564	7.5%	37.8%	38.3%	50.5%
% of FP17s for Band 1 Urgent Courses	254	1,667	15.2%	10.9%	10.5%	9.0%
% of FP17s Relating to Free Repair or Replacements	19	1,667	1.1%	0.6%	0.6%	0.8%
% of FP17s Relating to Continuations	8	1,667	0.5%	0.6%	0.8%	1.1%
% of Patients satisfied with the dentistry they have received	3	3	N/A	88.1%	89.0%	91.5%
% of Patients satisfied with the time they had to wait for an appointment	3	3	N/A	83.4%	84.2%	87.9%

* This is based on patients treated on this contract for their most recent course of treatment. Figures in italics indicate the base number of FP17s or Patient Questionnaire responses are less than 100. N/A is shown where the base number of responses is less than 10 during the period. % is calculated as Quantity/Base number*100

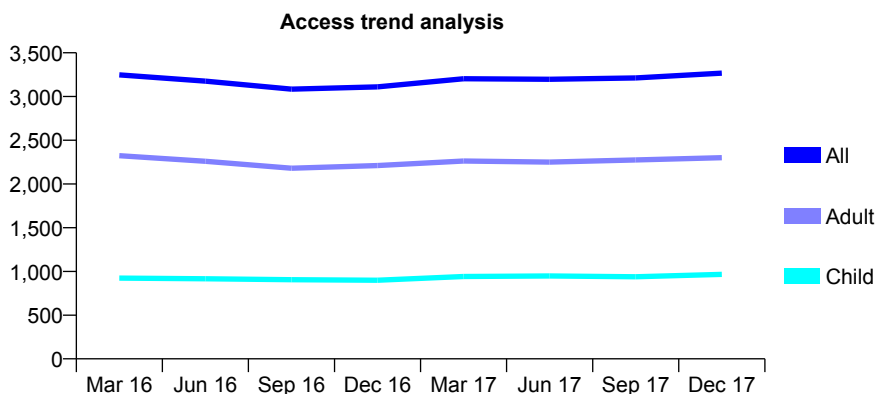
Q62 - Vital Signs At a Glance Contract Report for 118338/0001 - December 2017

Name or company name	Confident Dental Practices Ltd
Contract type name	PDS Contract
Purpose of contract	General
Contract start date	01/12/2010
Contract end date	30/11/2020

17/18 Contracted general activity (UDA)	10,363
Carry forward general activity (UDA)	0
17/18 Contracted orthodontic activity (UOA)	0
Carry forward orthodontic activity (UOA)	0
Baseline contract value	£307,128.60

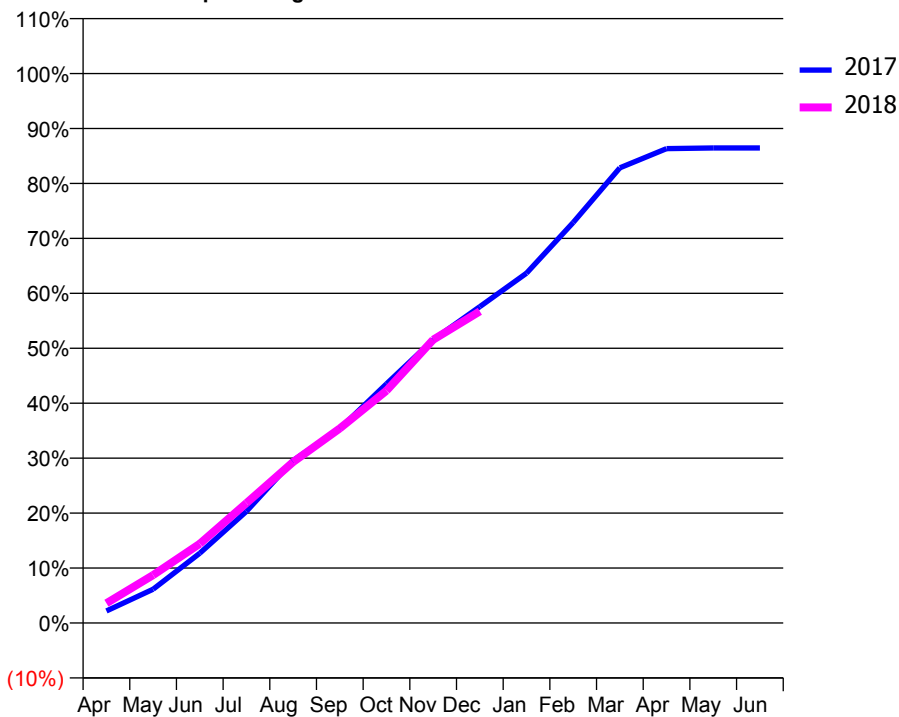
ACCESS*

Patients seen in 24 months	Total	Change since previous quarter
Quarter ending December 2016	3,110	
Quarter ending March 2017	3,204	↑
Quarter ending June 2017	3,198	→
Quarter ending September 2017	3,213	→
Quarter ending December 2017	3,267	→
Variance since December 2016	5.0%	↑



ACTIVITY

Cumulative percentage of contracted UDA delivered 2017 & 2018



Month	Adjusted Scheduled Activity (UDA)	
	2017	2018
April	226	374
May	637	905
June	1,317	1,496
July	2,106	2,261
August	3,065	3,038
September	3,666	3,669
October	4,510	4,383
November	5,341	5,343
December	5,967	5,878
January	6,598	
February	7,552	
March	8,585	
April	8,946	
May	8,958	
June	8,958	

QUALITY

	Quantity	Base Number	Contract	AT	Region	England
% of FP17s for the same patient ID Re-attending within 3 months - Children	70	817	8.6%	10.0%	11.6%	12.0%
% of FP17s for the same patient ID Re-attending within 3 months - Adults	245	1,725	14.2%	15.6%	16.7%	15.9%
% of FP17s for the same patient ID Re-attending between 3 & 9 months - Children	328	817	40.1%	47.0%	47.3%	58.0%
% of FP17s for the same patient ID Re-attending between 3 & 9 months - Adults	520	1,725	30.1%	37.8%	38.3%	50.5%
% of FP17s for Band 1 Urgent Courses	278	2,419	11.5%	10.9%	10.5%	9.0%
% of FP17s Relating to Free Repair or Replacements	14	2,419	0.6%	0.6%	0.6%	0.8%
% of FP17s Relating to Continuations	30	2,419	1.2%	0.6%	0.8%	1.1%
% of Patients satisfied with the dentistry they have received	6	7	N/A	88.1%	89.0%	91.5%
% of Patients satisfied with the time they had to wait for an appointment	6	7	N/A	83.4%	84.2%	87.9%

* This is based on patients treated on this contract for their most recent course of treatment. Figures in italics indicate the base number of FP17s or Patient Questionnaire responses are less than 100. N/A is shown where the base number of responses is less than 10 during the period. % is calculated as Quantity/Base number*100

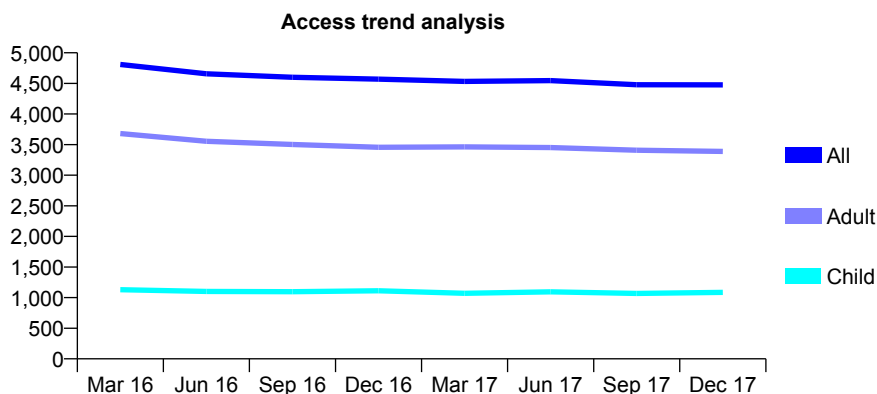
Q62 - Vital Signs At a Glance Contract Report for 119180/0001 - December 2017

Name or company name	Mr B Metha & Mr S Mehta
Contract type name	GDS Contract
Purpose of contract	General
Contract start date	01/07/2011
Contract end date	

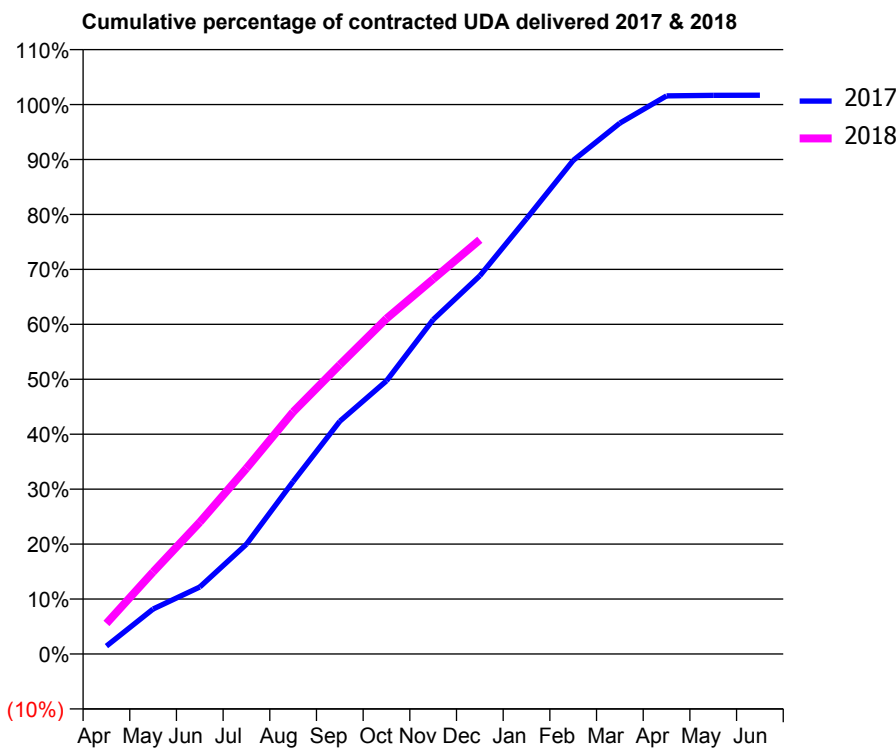
17/18 Contracted general activity (UDA)	12,455
Carry forward general activity (UDA)	-212
17/18 Contracted orthodontic activity (UOA)	0
Carry forward orthodontic activity (UOA)	0
Baseline contract value	£397,070.87

ACCESS*

Patients seen in 24 months	Total	Change since previous quarter
Quarter ending December 2016	4,570	
Quarter ending March 2017	4,533	→
Quarter ending June 2017	4,546	→
Quarter ending September 2017	4,478	↓
Quarter ending December 2017	4,475	→
Variance since December 2016	(2.1%)	↓



ACTIVITY



Month	Adjusted Scheduled Activity (UDA)	
	2017	2018
April	179	694
May	1,020	1,862
June	1,520	2,987
July	2,488	4,210
August	3,911	5,487
September	5,275	6,557
October	6,192	7,604
November	7,578	8,498
December	8,574	9,390
January	9,867	
February	11,188	
March	12,035	
April	12,651	
May	12,663	
June	12,667	

QUALITY

	Quantity	Base Number	Contract	AT	Region	England
% of FP17s for the same patient ID Re-attending within 3 months - Children	89	1,273	7.0%	10.0%	11.6%	12.0%
% of FP17s for the same patient ID Re-attending within 3 months - Adults	472	2,850	16.6%	15.6%	16.7%	15.9%
% of FP17s for the same patient ID Re-attending between 3 & 9 months - Children	680	1,273	53.4%	47.0%	47.3%	58.0%
% of FP17s for the same patient ID Re-attending between 3 & 9 months - Adults	1,040	2,850	36.5%	37.8%	38.3%	50.5%
% of FP17s for Band 1 Urgent Courses	282	3,893	7.2%	10.9%	10.5%	9.0%
% of FP17s Relating to Free Repair or Replacements	57	3,893	1.5%	0.6%	0.6%	0.8%
% of FP17s Relating to Continuations	66	3,893	1.7%	0.6%	0.8%	1.1%
% of Patients satisfied with the dentistry they have received	9	9	N/A	88.1%	89.0%	91.5%
% of Patients satisfied with the time they had to wait for an appointment	7	9	N/A	83.4%	84.2%	87.9%

* This is based on patients treated on this contract for their most recent course of treatment. Figures in italics indicate the base number of FP17s or Patient Questionnaire responses are less than 100. N/A is shown where the base number of responses is less than 10 during the period. % is calculated as Quantity/Base number*100

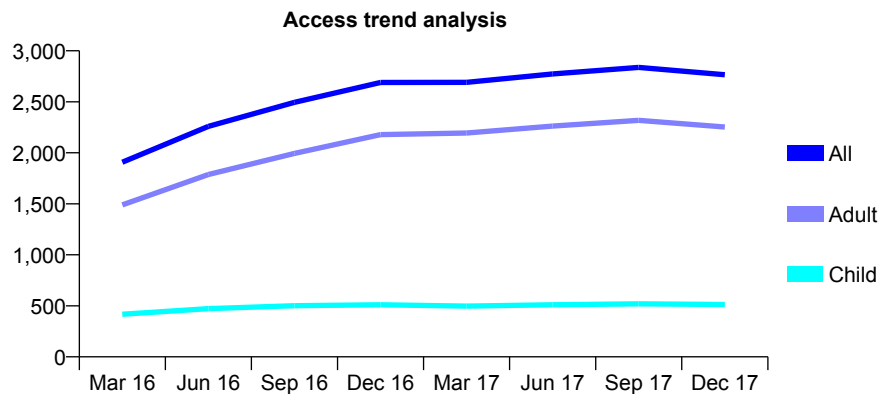
Q62 - Vital Signs At a Glance Contract Report for 124702/0001 - December 2017

Name or company name	168 Dental Clinic
Contract type name	GDS Contract
Purpose of contract	General
Contract start date	01/01/2015
Contract end date	

17/18 Contracted general activity (UDA)	13,793
Carry forward general activity (UDA)	-269
17/18 Contracted orthodontic activity (UOA)	0
Carry forward orthodontic activity (UOA)	0
Baseline contract value	£449,399.57

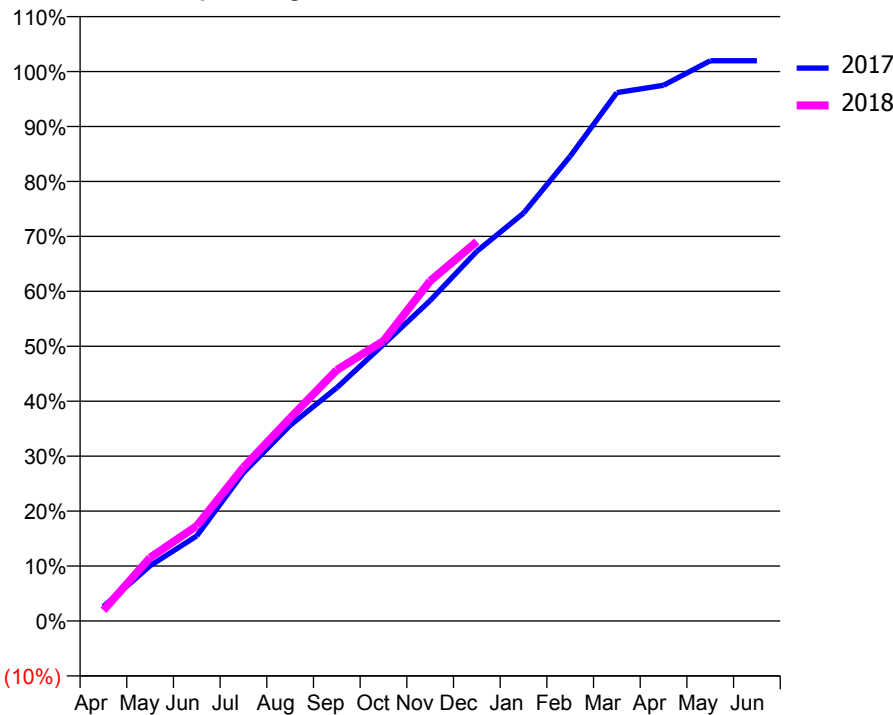
ACCESS*

Patients seen in 24 months	Total	Change since previous quarter
Quarter ending December 2016	2,689	
Quarter ending March 2017	2,691	→
Quarter ending June 2017	2,773	↑
Quarter ending September 2017	2,837	↑
Quarter ending December 2017	2,766	↓
Variance since December 2016	2.9%	↑



ACTIVITY

Cumulative percentage of contracted UDA delivered 2017 & 2018



Month	Adjusted Scheduled Activity (UDA)	
	2017	2018
April	364	269
May	1,388	1,590
June	2,139	2,390
July	3,722	3,857
August	4,911	5,098
September	5,856	6,300
October	6,943	7,030
November	8,044	8,536
December	9,281	9,524
January	10,237	
February	11,667	
March	13,262	
April	13,447	
May	14,062	
June	14,062	

QUALITY

	Quantity	Base Number	Contract	AT	Region	England
% of FP17s for the same patient ID Re-attending within 3 months - Children	50	485	10.3%	10.0%	11.6%	12.0%
% of FP17s for the same patient ID Re-attending within 3 months - Adults	395	1,973	20.0%	15.6%	16.7%	15.9%
% of FP17s for the same patient ID Re-attending between 3 & 9 months - Children	229	485	47.2%	47.0%	47.3%	58.0%
% of FP17s for the same patient ID Re-attending between 3 & 9 months - Adults	711	1,973	36.0%	37.8%	38.3%	50.5%
% of FP17s for Band 1 Urgent Courses	421	2,294	18.4%	10.9%	10.5%	9.0%
% of FP17s Relating to Free Repair or Replacements	16	2,294	0.7%	0.6%	0.6%	0.8%
% of FP17s Relating to Continuations	39	2,294	1.7%	0.6%	0.8%	1.1%
% of Patients satisfied with the dentistry they have received	8	8	N/A	88.1%	89.0%	91.5%
% of Patients satisfied with the time they had to wait for an appointment	8	8	N/A	83.4%	84.2%	87.9%

* This is based on patients treated on this contract for their most recent course of treatment. Figures in italics indicate the base number of FP17s or Patient Questionnaire responses are less than 100. N/A is shown where the base number of responses is less than 10 during the period. % is calculated as Quantity/Base number*100

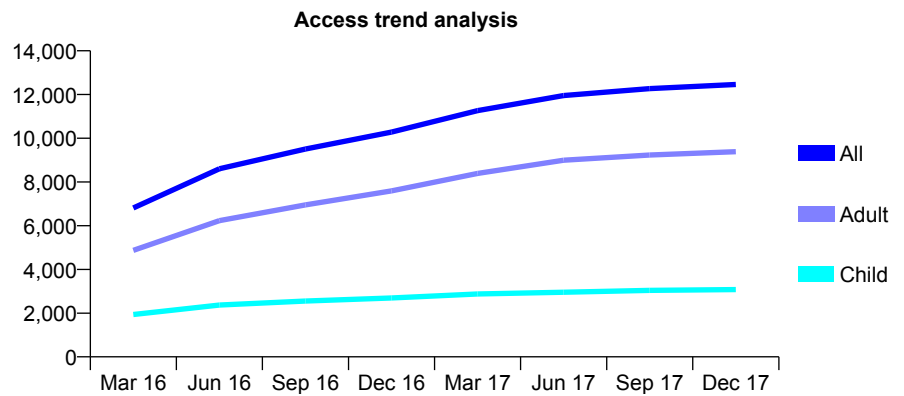
Q62 - Vital Signs At a Glance Contract Report for 125261/0001 - December 2017

Name or company name	Haven Green Clinic Limited
Contract type name	GDS Contract
Purpose of contract	General
Contract start date	01/08/2015
Contract end date	

17/18 Contracted general activity (UDA)	25,243
Carry forward general activity (UDA)	-345
17/18 Contracted orthodontic activity (UOA)	0
Carry forward orthodontic activity (UOA)	0
Baseline contract value	£721,852.21

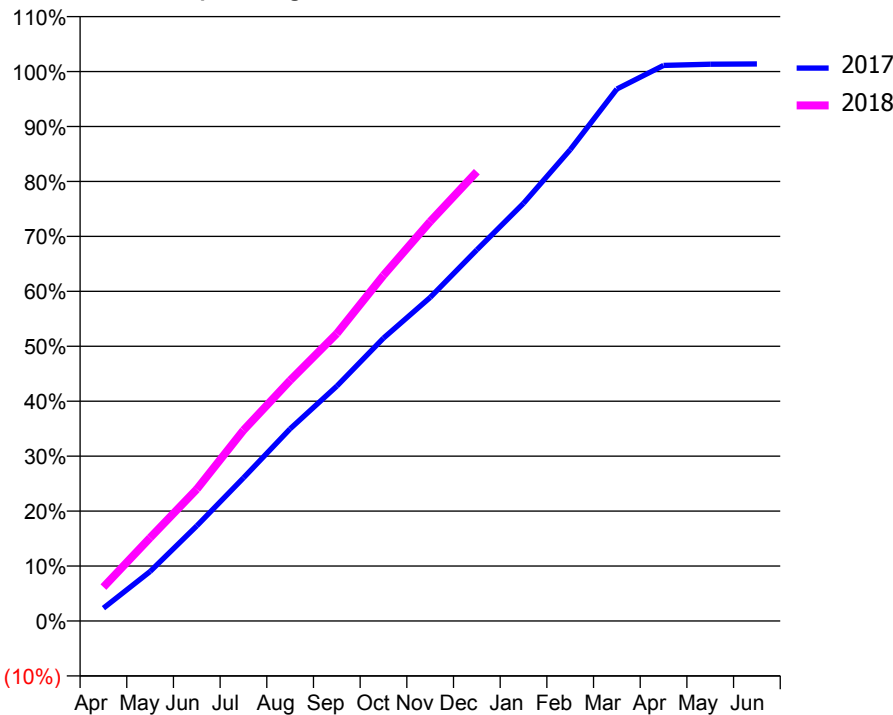
ACCESS*

Patients seen in 24 months	Total	Change since previous quarter
Quarter ending December 2016	10,283	
Quarter ending March 2017	11,263	↑
Quarter ending June 2017	11,955	↑
Quarter ending September 2017	12,272	↑
Quarter ending December 2017	12,461	→
Variance since December 2016	21.2%	↑



ACTIVITY

Cumulative percentage of contracted UDA delivered 2017 & 2018



QUALITY

	Quantity	Base Number	Contract	AT	Region	England
% of FP17s for the same patient ID Re-attending within 3 months - Children	229	2,875	8.0%	10.0%	11.6%	12.0%
% of FP17s for the same patient ID Re-attending within 3 months - Adults	1,199	8,042	14.9%	15.6%	16.7%	15.9%
% of FP17s for the same patient ID Re-attending between 3 & 9 months - Children	1,332	2,875	46.3%	47.0%	47.3%	58.0%
% of FP17s for the same patient ID Re-attending between 3 & 9 months - Adults	3,278	8,042	40.8%	37.8%	38.3%	50.5%
% of FP17s for Band 1 Urgent Courses	1,237	10,292	12.0%	10.9%	10.5%	9.0%
% of FP17s Relating to Free Repair or Replacements	107	10,292	1.0%	0.6%	0.6%	0.8%
% of FP17s Relating to Continuations	3	10,292	0.0%	0.6%	0.8%	1.1%
% of Patients satisfied with the dentistry they have received	16	17	94.1%	88.1%	89.0%	91.5%
% of Patients satisfied with the time they had to wait for an appointment	15	17	88.2%	83.4%	84.2%	87.9%

* This is based on patients treated on this contract for their most recent course of treatment. Figures in italics indicate the base number of FP17s or Patient Questionnaire responses are less than 100. N/A is shown where the base number of responses is less than 10 during the period. % is calculated as Quantity/Base number*100

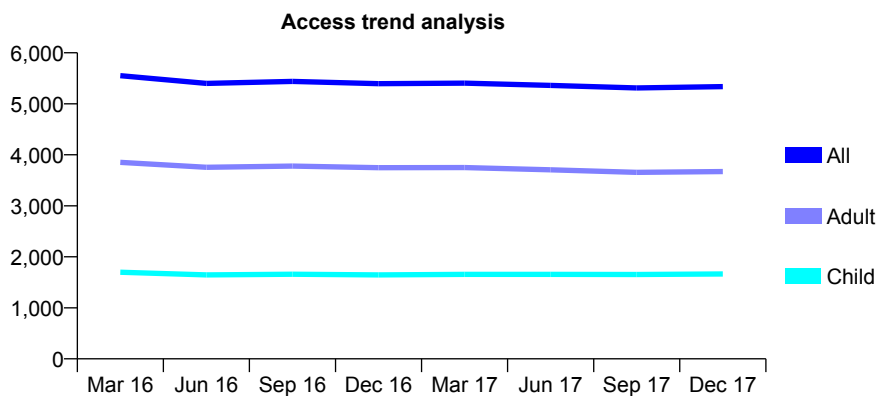
Q62 - Vital Signs At a Glance Contract Report for 129771/0001 - December 2017

Name or company name	Feltham Dental Care
Contract type name	GDS Contract
Purpose of contract	General
Contract start date	01/06/2012
Contract end date	

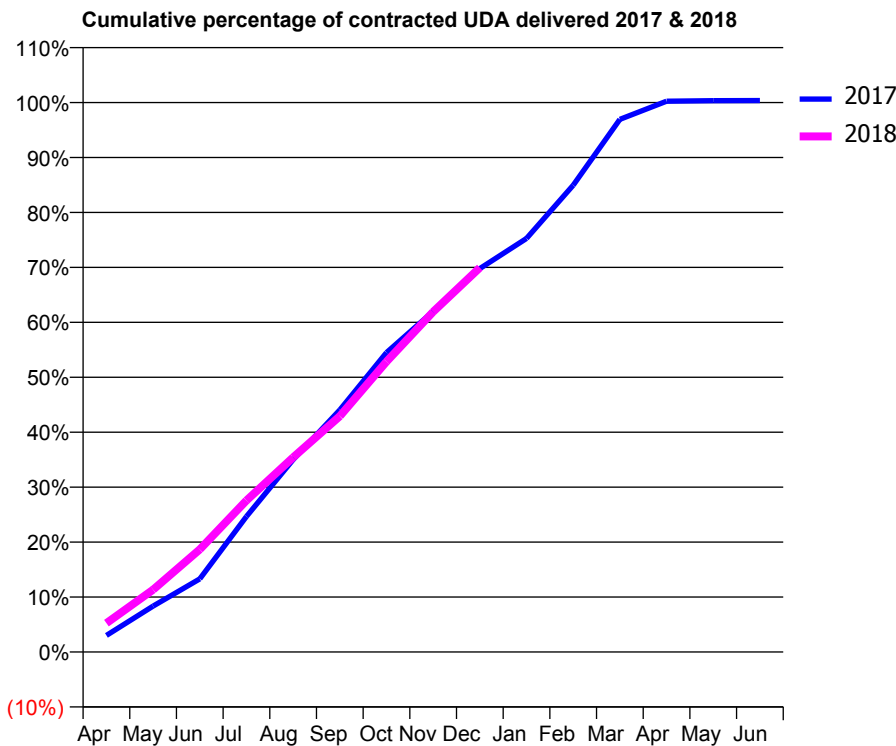
17/18 Contracted general activity (UDA)	15,351
Carry forward general activity (UDA)	-54
17/18 Contracted orthodontic activity (UOA)	0
Carry forward orthodontic activity (UOA)	0
Baseline contract value	£435,836.09

ACCESS*

Patients seen in 24 months	Total	Change since previous quarter
Quarter ending December 2016	5,394	
Quarter ending March 2017	5,406	→
Quarter ending June 2017	5,361	→
Quarter ending September 2017	5,311	→
Quarter ending December 2017	5,337	→
Variance since December 2016	(1.1%)	↓



ACTIVITY



Month	Adjusted Scheduled Activity (UDA)	
	2017	2018
April	465	806
May	1,283	1,742
June	2,044	2,866
July	3,785	4,232
August	5,375	5,438
September	6,764	6,588
October	8,364	8,110
November	9,516	9,506
December	10,711	10,737
January	11,552	
February	13,042	
March	14,879	
April	15,386	
May	15,404	
June	15,405	

QUALITY

	Quantity	Base Number	Contract	AT	Region	England
% of FP17s for the same patient ID Re-attending within 3 months - Children	97	1,659	5.8%	10.0%	11.6%	12.0%
% of FP17s for the same patient ID Re-attending within 3 months - Adults	382	3,098	12.3%	15.6%	16.7%	15.9%
% of FP17s for the same patient ID Re-attending between 3 & 9 months - Children	931	1,659	56.1%	47.0%	47.3%	58.0%
% of FP17s for the same patient ID Re-attending between 3 & 9 months - Adults	1,387	3,098	44.8%	37.8%	38.3%	50.5%
% of FP17s for Band 1 Urgent Courses	222	4,537	4.9%	10.9%	10.5%	9.0%
% of FP17s Relating to Free Repair or Replacements	21	4,537	0.5%	0.6%	0.6%	0.8%
% of FP17s Relating to Continuations	44	4,537	1.0%	0.6%	0.8%	1.1%
% of Patients satisfied with the dentistry they have received	5	6	N/A	88.1%	89.0%	91.5%
% of Patients satisfied with the time they had to wait for an appointment	5	6	N/A	83.4%	84.2%	87.9%

* This is based on patients treated on this contract for their most recent course of treatment. Figures in italics indicate the base number of FP17s or Patient Questionnaire responses are less than 100. N/A is shown where the base number of responses is less than 10 during the period. % is calculated as Quantity/Base number*100

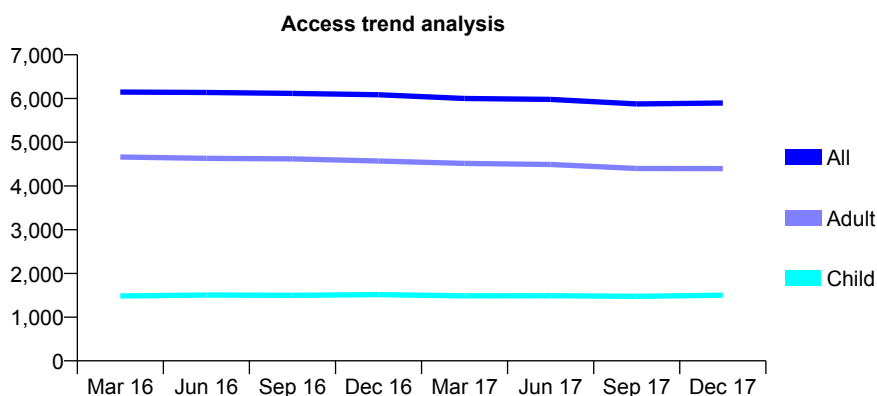
Q62 - Vital Signs At a Glance Contract Report for 130443/0001 - December 2017

Name or company name	Dr. L. Patel
Contract type name	GDS Contract
Purpose of contract	General
Contract start date	01/06/2011
Contract end date	

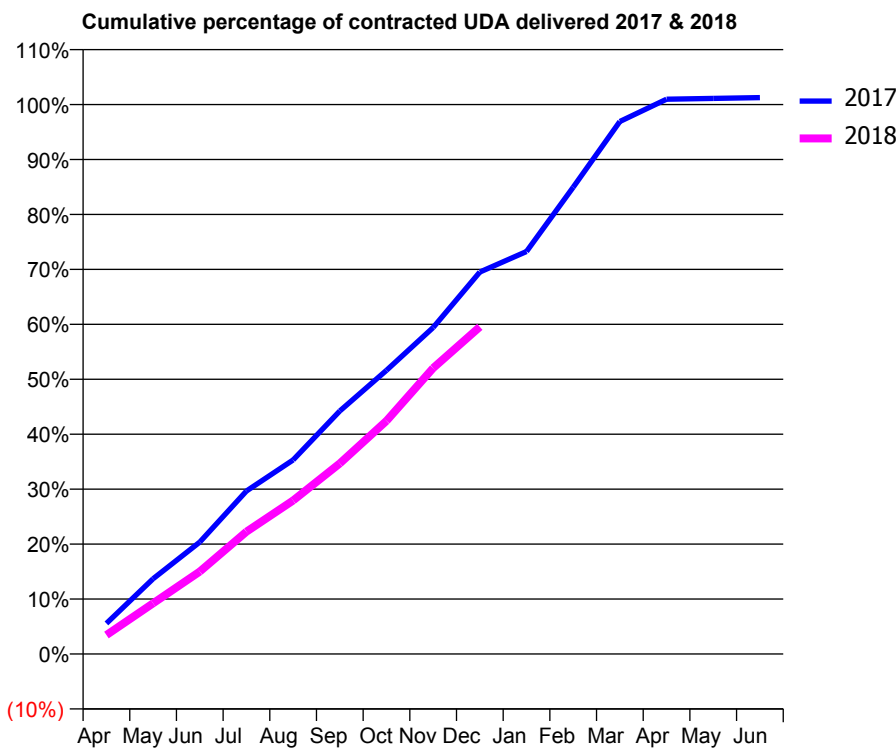
17/18 Contracted general activity (UDA)	14,053
Carry forward general activity (UDA)	-176
17/18 Contracted orthodontic activity (UOA)	0
Carry forward orthodontic activity (UOA)	0
Baseline contract value	£307,807.45

ACCESS*

Patients seen in 24 months	Total	Change since previous quarter
Quarter ending December 2016	6,085	
Quarter ending March 2017	6,002	↓
Quarter ending June 2017	5,981	→
Quarter ending September 2017	5,876	↓
Quarter ending December 2017	5,898	→
Variance since December 2016	(3.1%)	↓



ACTIVITY



Month	Adjusted Scheduled Activity (UDA)	
	2017	2018
April	784	487
May	1,927	1,298
June	2,862	2,110
July	4,168	3,128
August	4,965	3,928
September	6,215	4,875
October	7,257	5,964
November	8,349	7,312
December	9,768	8,366
January	10,293	
February	11,936	
March	13,619	
April	14,187	
May	14,209	
June	14,229	

QUALITY

	Quantity	Base Number	Contract	AT	Region	England
% of FP17s for the same patient ID Re-attending within 3 months - Children	87	1,497	5.8%	10.0%	11.6%	12.0%
% of FP17s for the same patient ID Re-attending within 3 months - Adults	327	3,503	9.3%	15.6%	16.7%	15.9%
% of FP17s for the same patient ID Re-attending between 3 & 9 months - Children	808	1,497	54.0%	47.0%	47.3%	58.0%
% of FP17s for the same patient ID Re-attending between 3 & 9 months - Adults	1,518	3,503	43.3%	37.8%	38.3%	50.5%
% of FP17s for Band 1 Urgent Courses	278	4,148	6.7%	10.9%	10.5%	9.0%
% of FP17s Relating to Free Repair or Replacements	11	4,148	0.3%	0.6%	0.6%	0.8%
% of FP17s Relating to Continuations	11	4,148	0.3%	0.6%	0.8%	1.1%
% of Patients satisfied with the dentistry they have received	7	8	N/A	88.1%	89.0%	91.5%
% of Patients satisfied with the time they had to wait for an appointment	8	8	N/A	83.4%	84.2%	87.9%

* This is based on patients treated on this contract for their most recent course of treatment. Figures in italics indicate the base number of FP17s or Patient Questionnaire responses are less than 100. N/A is shown where the base number of responses is less than 10 during the period. % is calculated as Quantity/Base number*100

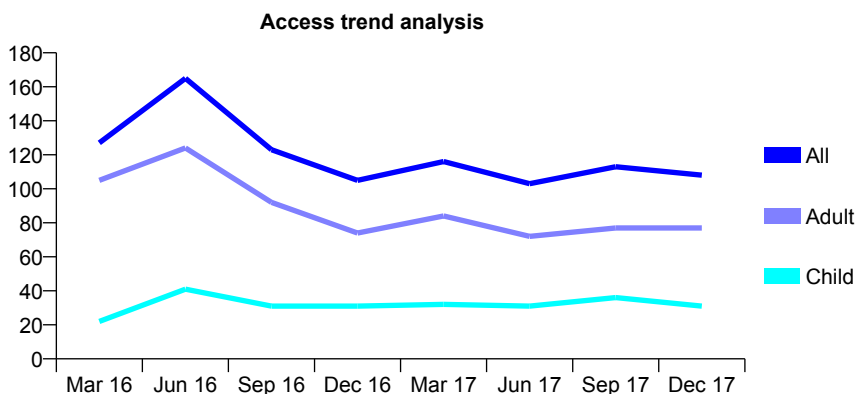
Q62 - Vital Signs At a Glance Contract Report for 134198/0001 - December 2017

Name or company name	A Vazir & E Vazir
Contract type name	GDS Contract
Purpose of contract	General
Contract start date	01/04/2010
Contract end date	

17/18 Contracted general activity (UDA)	551
Carry forward general activity (UDA)	0
17/18 Contracted orthodontic activity (UOA)	0
Carry forward orthodontic activity (UOA)	0
Baseline contract value	£19,905.94

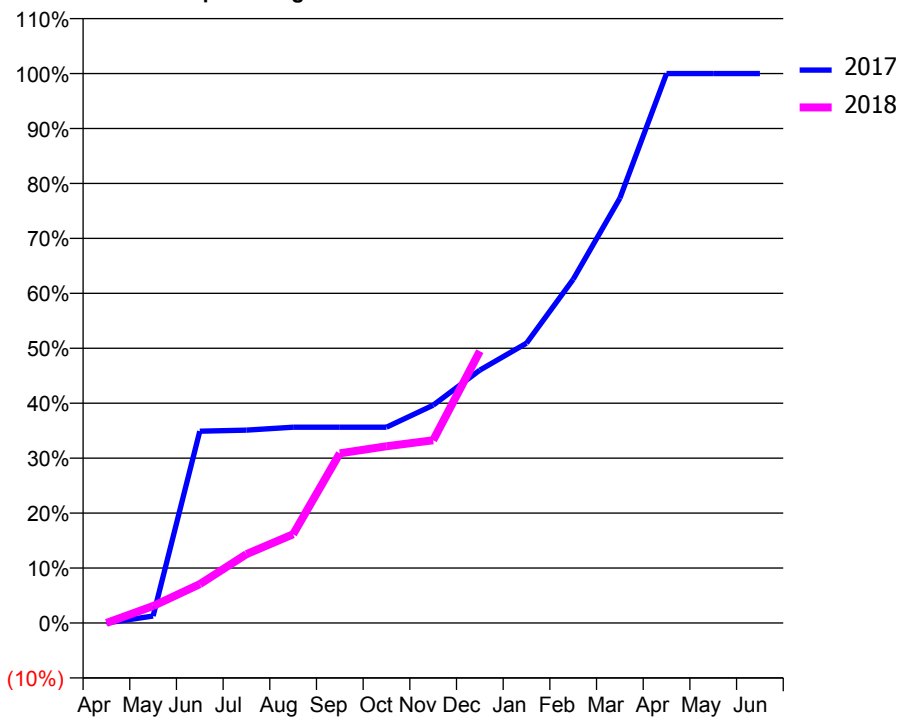
ACCESS*

Patients seen in 24 months	Total	Change since previous quarter
Quarter ending December 2016	105	
Quarter ending March 2017	116	↑
Quarter ending June 2017	103	↓
Quarter ending September 2017	113	↑
Quarter ending December 2017	108	↓
Variance since December 2016	2.9%	↑



ACTIVITY

Cumulative percentage of contracted UDA delivered 2017 & 2018



Month	Adjusted Scheduled Activity (UDA)	
	2017	2018
April	0	0
May	7	17
June	192	39
July	193	69
August	196	89
September	196	170
October	196	177
November	218	183
December	254	273
January	281	
February	345	
March	426	
April	551	
May	551	
June	551	

QUALITY

	Quantity	Base Number	Contract	AT	Region	England
% of FP17s for the same patient ID Re-attending within 3 months - Children	1	34	2.9%	10.0%	11.6%	12.0%
% of FP17s for the same patient ID Re-attending within 3 months - Adults	1	71	1.4%	15.6%	16.7%	15.9%
% of FP17s for the same patient ID Re-attending between 3 & 9 months - Children	4	34	11.8%	47.0%	47.3%	58.0%
% of FP17s for the same patient ID Re-attending between 3 & 9 months - Adults	2	71	2.8%	37.8%	38.3%	50.5%
% of FP17s for Band 1 Urgent Courses	3	83	3.6%	10.9%	10.5%	9.0%
% of FP17s Relating to Free Repair or Replacements	0	83	0.0%	0.6%	0.6%	0.8%
% of FP17s Relating to Continuations	1	83	1.2%	0.6%	0.8%	1.1%
% of Patients satisfied with the dentistry they have received	1	1	N/A	88.1%	89.0%	91.5%
% of Patients satisfied with the time they had to wait for an appointment	1	1	N/A	83.4%	84.2%	87.9%

* This is based on patients treated on this contract for their most recent course of treatment. Figures in italics indicate the base number of FP17s or Patient Questionnaire responses are less than 100. N/A is shown where the base number of responses is less than 10 during the period. % is calculated as Quantity/Base number*100

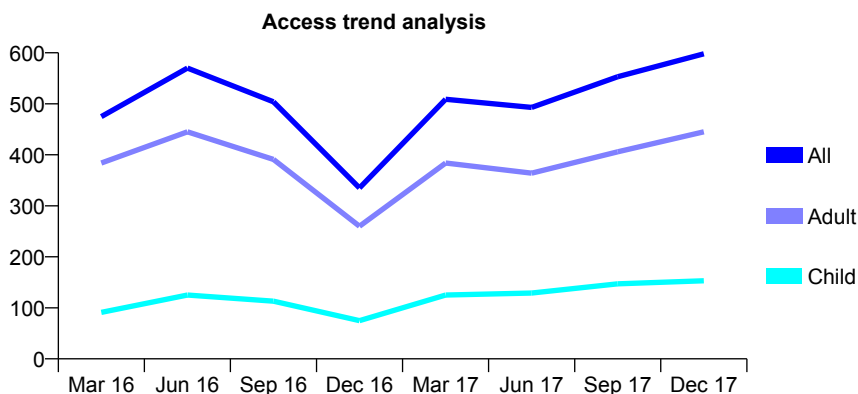
Q62 - Vital Signs At a Glance Contract Report for 134198/0002 - December 2017

Name or company name	A Vazir & E Vazir
Contract type name	GDS Contract
Purpose of contract	General
Contract start date	01/04/2010
Contract end date	

17/18 Contracted general activity (UDA)	2,327
Carry forward general activity (UDA)	-21
17/18 Contracted orthodontic activity (UOA)	0
Carry forward orthodontic activity (UOA)	0
Baseline contract value	£77,072.04

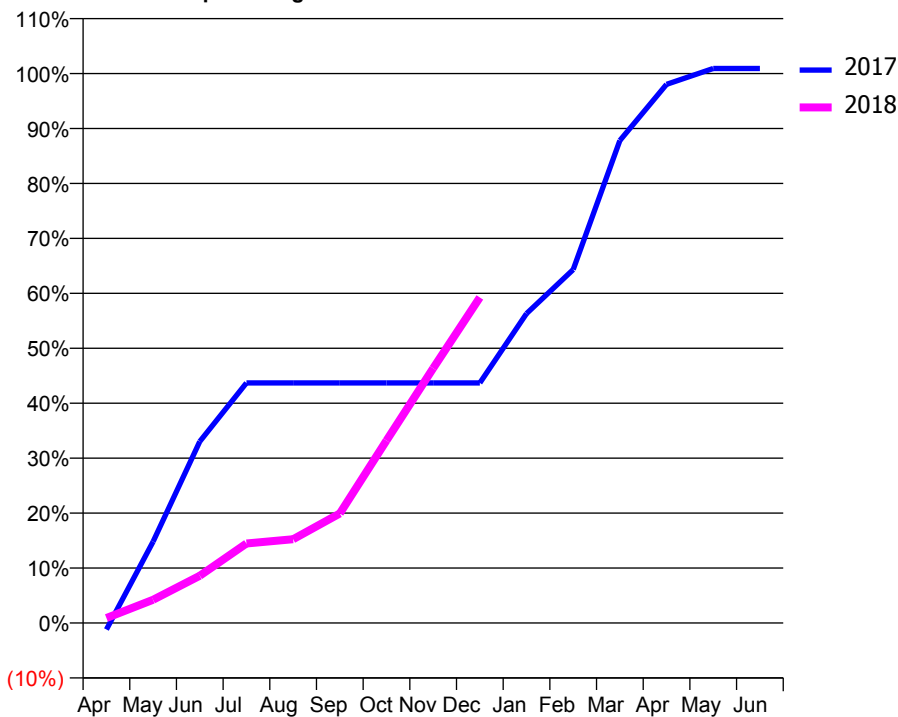
ACCESS*

Patients seen in 24 months	Total	Change since previous quarter
Quarter ending December 2016	335	
Quarter ending March 2017	509	↑
Quarter ending June 2017	493	↓
Quarter ending September 2017	553	↑
Quarter ending December 2017	598	↑
Variance since December 2016	78.5%	↑



ACTIVITY

Cumulative percentage of contracted UDA delivered 2017 & 2018



Month	Adjusted Scheduled Activity (UDA)	
	2017	2018
April	-28	21
May	345	99
June	769	200
July	1,017	337
August	1,017	355
September	1,017	464
October	1,017	773
November	1,017	1,079
December	1,017	1,379
January	1,310	
February	1,497	
March	2,044	
April	2,281	
May	2,348	
June	2,348	

QUALITY

	Quantity	Base Number	Contract	AT	Region	England
% of FP17s for the same patient ID Re-attending within 3 months - Children	10	141	7.1%	10.0%	11.6%	12.0%
% of FP17s for the same patient ID Re-attending within 3 months - Adults	32	365	8.8%	15.6%	16.7%	15.9%
% of FP17s for the same patient ID Re-attending between 3 & 9 months - Children	23	141	16.3%	47.0%	47.3%	58.0%
% of FP17s for the same patient ID Re-attending between 3 & 9 months - Adults	43	365	11.8%	37.8%	38.3%	50.5%
% of FP17s for Band 1 Urgent Courses	49	457	10.7%	10.9%	10.5%	9.0%
% of FP17s Relating to Free Repair or Replacements	2	457	0.4%	0.6%	0.6%	0.8%
% of FP17s Relating to Continuations	0	457	0.0%	0.6%	0.8%	1.1%
% of Patients satisfied with the dentistry they have received	0	0	N/A	88.1%	89.0%	91.5%
% of Patients satisfied with the time they had to wait for an appointment	0	0	N/A	83.4%	84.2%	87.9%

* This is based on patients treated on this contract for their most recent course of treatment. Figures in italics indicate the base number of FP17s or Patient Questionnaire responses are less than 100. N/A is shown where the base number of responses is less than 10 during the period. % is calculated as Quantity/Base number*100

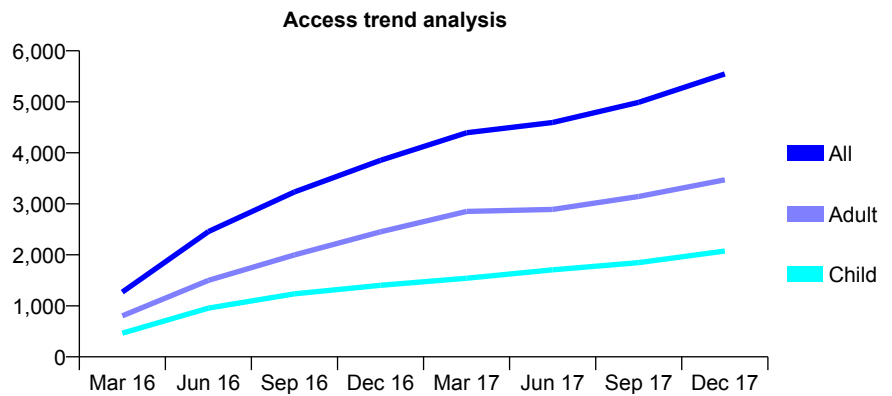
Q62 - Vital Signs At a Glance Contract Report for 134732/0001 - December 2017

Name or company name	SK Dental Staines Road Dental Practice Pa
Contract type name	GDS Contract
Purpose of contract	General
Contract start date	01/01/2016
Contract end date	

17/18 Contracted general activity (UDA)	16,423
Carry forward general activity (UDA)	0
17/18 Contracted orthodontic activity (UOA)	0
Carry forward orthodontic activity (UOA)	0
Baseline contract value	£509,158.16

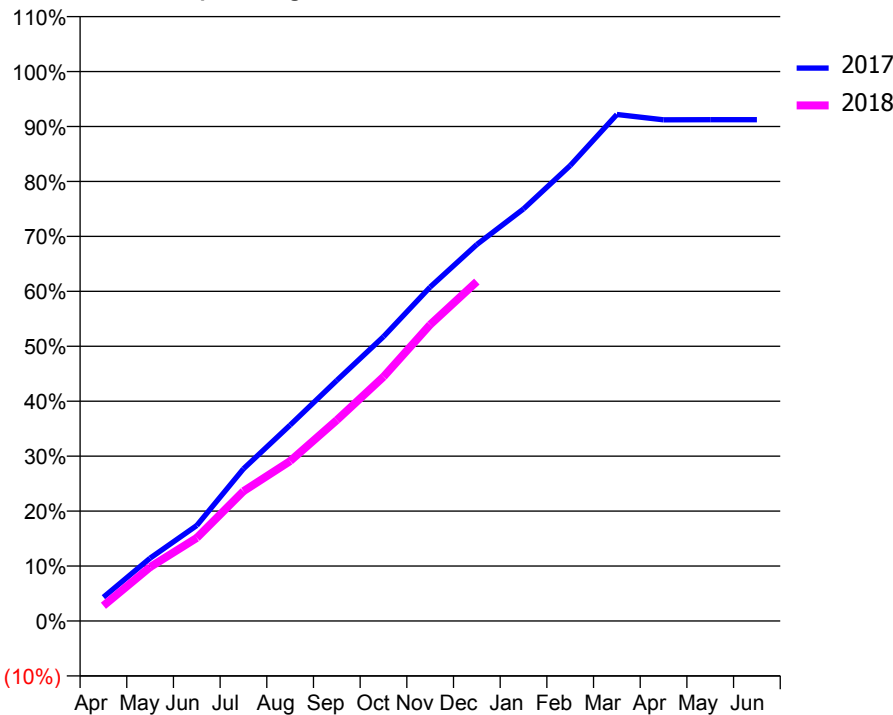
ACCESS*

Patients seen in 24 months	Total	Change since previous quarter
Quarter ending December 2016	3,852	
Quarter ending March 2017	4,393	↑
Quarter ending June 2017	4,594	↑
Quarter ending September 2017	4,990	↑
Quarter ending December 2017	5,546	↑
Variance since December 2016	44.0%	↑



ACTIVITY

Cumulative percentage of contracted UDA delivered 2017 & 2018



Month	Adjusted Scheduled Activity (UDA)	
	2017	2018
April	711	458
May	1,877	1,614
June	2,854	2,486
July	4,550	3,881
August	5,857	4,779
September	7,190	6,006
October	8,498	7,298
November	9,982	8,858
December	11,251	10,146
January	12,317	
February	13,613	
March	15,139	
April	14,981	
May	14,984	
June	14,984	

QUALITY

	Quantity	Base Number	Contract	AT	Region	England
% of FP17s for the same patient ID Re-attending within 3 months - Children	89	1,960	4.5%	10.0%	11.6%	12.0%
% of FP17s for the same patient ID Re-attending within 3 months - Adults	197	2,582	7.6%	15.6%	16.7%	15.9%
% of FP17s for the same patient ID Re-attending between 3 & 9 months - Children	876	1,960	44.7%	47.0%	47.3%	58.0%
% of FP17s for the same patient ID Re-attending between 3 & 9 months - Adults	1,131	2,582	43.8%	37.8%	38.3%	50.5%
% of FP17s for Band 1 Urgent Courses	304	4,554	6.7%	10.9%	10.5%	9.0%
% of FP17s Relating to Free Repair or Replacements	16	4,554	0.4%	0.6%	0.6%	0.8%
% of FP17s Relating to Continuations	35	4,554	0.8%	0.6%	0.8%	1.1%
% of Patients satisfied with the dentistry they have received	4	4	N/A	88.1%	89.0%	91.5%
% of Patients satisfied with the time they had to wait for an appointment	3	4	N/A	83.4%	84.2%	87.9%

* This is based on patients treated on this contract for their most recent course of treatment. Figures in italics indicate the base number of FP17s or Patient Questionnaire responses are less than 100. N/A is shown where the base number of responses is less than 10 during the period. % is calculated as Quantity/Base number*100

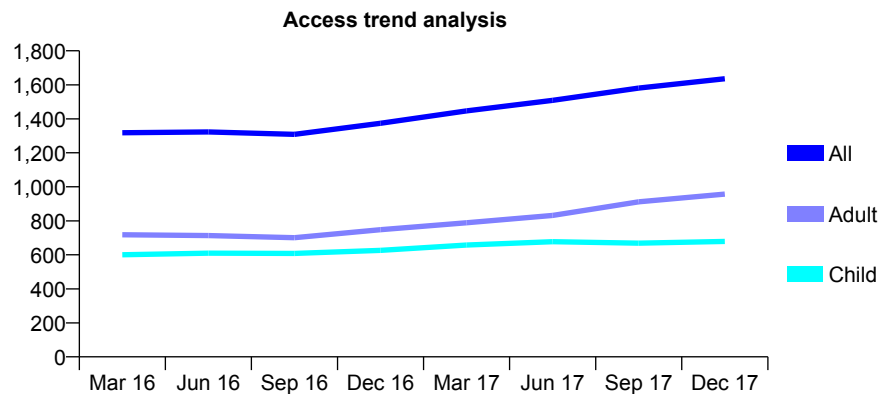
Q62 - Vital Signs At a Glance Contract Report for 135348/0001 - December 2017

Name or company name	Mr K. K. Kothary & Mr. P. Amin
Contract type name	GDS Contract
Purpose of contract	General
Contract start date	01/11/2013
Contract end date	

17/18 Contracted general activity (UDA)	8,498
Carry forward general activity (UDA)	0
17/18 Contracted orthodontic activity (UOA)	0
Carry forward orthodontic activity (UOA)	0
Baseline contract value	£223,671.20

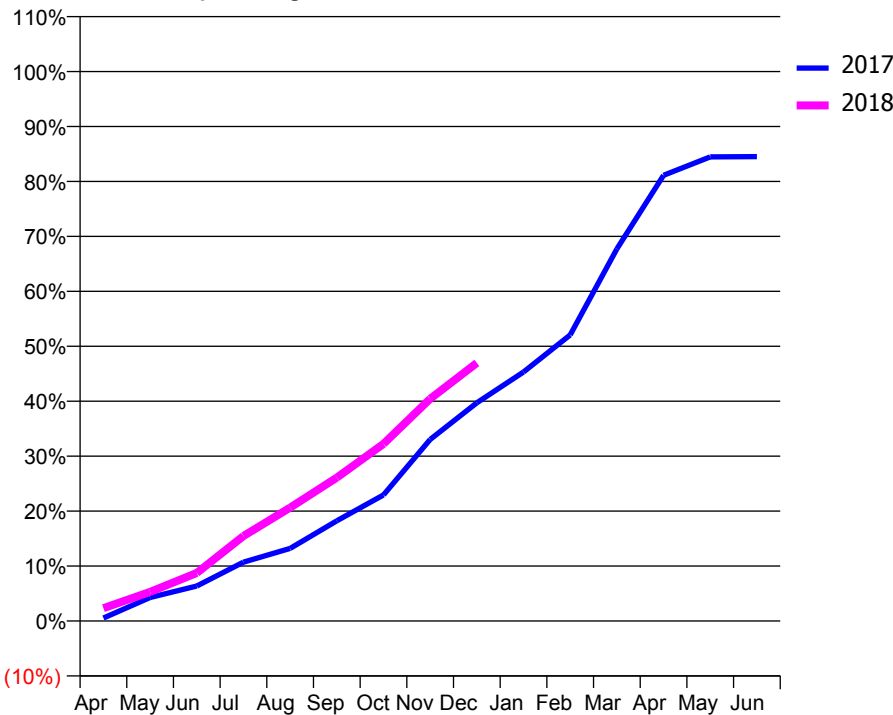
ACCESS*

Patients seen in 24 months	Total	Change since previous quarter
Quarter ending December 2016	1,374	
Quarter ending March 2017	1,447	↑
Quarter ending June 2017	1,509	↑
Quarter ending September 2017	1,581	↑
Quarter ending December 2017	1,636	↑
Variance since December 2016	19.1%	↑



ACTIVITY

Cumulative percentage of contracted UDA delivered 2017 & 2018



Month	Adjusted Scheduled Activity (UDA)	
	2017	2018
April	46	198
May	365	450
June	541	743
July	910	1,314
August	1,123	1,754
September	1,549	2,218
October	1,950	2,739
November	2,807	3,437
December	3,375	3,991
January	3,851	
February	4,425	
March	5,754	
April	6,893	
May	7,177	
June	7,181	

QUALITY

	Quantity	Base Number	Contract	AT	Region	England
% of FP17s for the same patient ID Re-attending within 3 months - Children	65	788	8.2%	10.0%	11.6%	12.0%
% of FP17s for the same patient ID Re-attending within 3 months - Adults	243	976	24.9%	15.6%	16.7%	15.9%
% of FP17s for the same patient ID Re-attending between 3 & 9 months - Children	438	788	55.6%	47.0%	47.3%	58.0%
% of FP17s for the same patient ID Re-attending between 3 & 9 months - Adults	380	976	38.9%	37.8%	38.3%	50.5%
% of FP17s for Band 1 Urgent Courses	199	1,206	16.5%	10.9%	10.5%	9.0%
% of FP17s Relating to Free Repair or Replacements	7	1,206	0.6%	0.6%	0.6%	0.8%
% of FP17s Relating to Continuations	5	1,206	0.4%	0.6%	0.8%	1.1%
% of Patients satisfied with the dentistry they have received	5	5	N/A	88.1%	89.0%	91.5%
% of Patients satisfied with the time they had to wait for an appointment	5	5	N/A	83.4%	84.2%	87.9%

* This is based on patients treated on this contract for their most recent course of treatment. Figures in italics indicate the base number of FP17s or Patient Questionnaire responses are less than 100. N/A is shown where the base number of responses is less than 10 during the period. % is calculated as Quantity/Base number*100

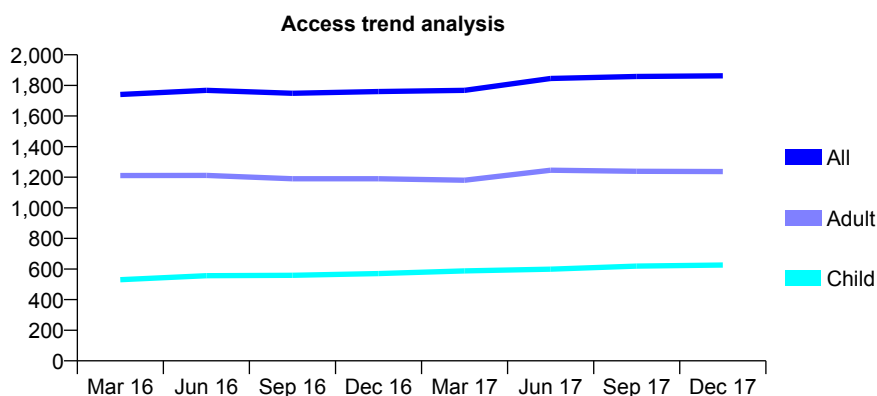
Q62 - Vital Signs At a Glance Contract Report for 136565/0001 - December 2017

Name or company name	Preeman Limited Smile For Life Dental Clin
Contract type name	GDS Contract
Purpose of contract	General
Contract start date	01/04/2011
Contract end date	

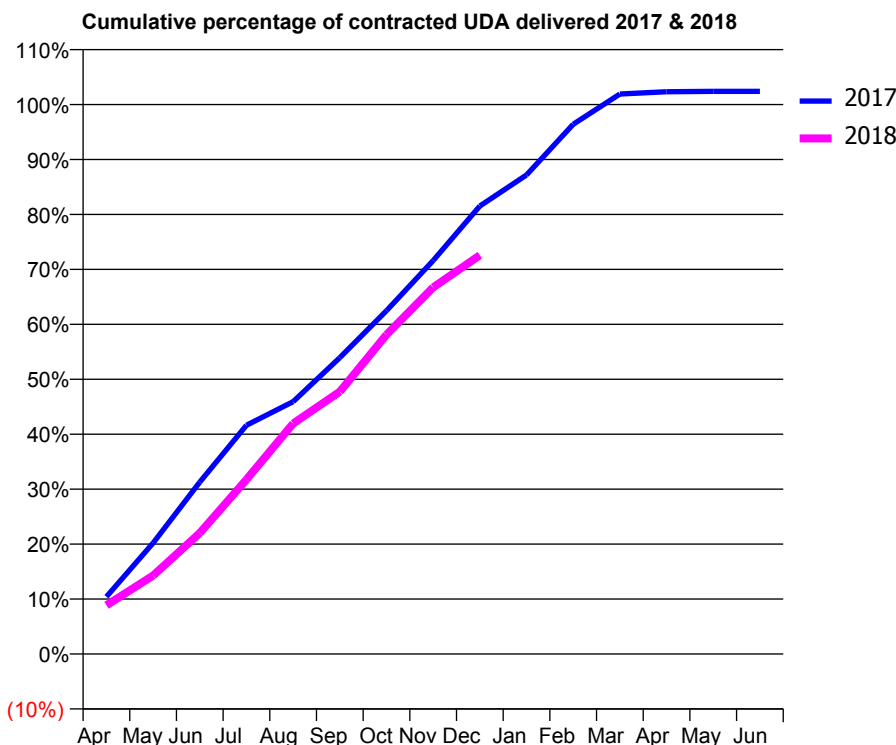
17/18 Contracted general activity (UDA)	8,350
Carry forward general activity (UDA)	-130
17/18 Contracted orthodontic activity (UOA)	0
Carry forward orthodontic activity (UOA)	0
Baseline contract value	£203,192.57

ACCESS*

Patients seen in 24 months	Total	Change since previous quarter
Quarter ending December 2016	1,760	
Quarter ending March 2017	1,768	→
Quarter ending June 2017	1,845	↑
Quarter ending September 2017	1,858	→
Quarter ending December 2017	1,863	→
Variance since December 2016	5.9%	↑



ACTIVITY



Month	Adjusted Scheduled Activity (UDA)	
	2017	2018
April	678	740
May	1,313	1,193
June	2,034	1,838
July	2,705	2,652
August	2,986	3,503
September	3,505	3,987
October	4,061	4,851
November	4,655	5,570
December	5,300	6,059
January	5,667	
February	6,267	
March	6,624	
April	6,651	
May	6,655	
June	6,655	

QUALITY

	Quantity	Base Number	Contract	AT	Region	England
% of FP17s for the same patient ID Re-attending within 3 months - Children	35	602	5.8%	10.0%	11.6%	12.0%
% of FP17s for the same patient ID Re-attending within 3 months - Adults	92	1,022	9.0%	15.6%	16.7%	15.9%
% of FP17s for the same patient ID Re-attending between 3 & 9 months - Children	304	602	50.5%	47.0%	47.3%	58.0%
% of FP17s for the same patient ID Re-attending between 3 & 9 months - Adults	398	1,022	38.9%	37.8%	38.3%	50.5%
% of FP17s for Band 1 Urgent Courses	59	1,597	3.7%	10.9%	10.5%	9.0%
% of FP17s Relating to Free Repair or Replacements	0	1,597	0.0%	0.6%	0.6%	0.8%
% of FP17s Relating to Continuations	26	1,597	1.6%	0.6%	0.8%	1.1%
% of Patients satisfied with the dentistry they have received	0	0	N/A	88.1%	89.0%	91.5%
% of Patients satisfied with the time they had to wait for an appointment	0	0	N/A	83.4%	84.2%	87.9%

* This is based on patients treated on this contract for their most recent course of treatment. Figures in italics indicate the base number of FP17s or Patient Questionnaire responses are less than 100. N/A is shown where the base number of responses is less than 10 during the period. % is calculated as Quantity/Base number*100

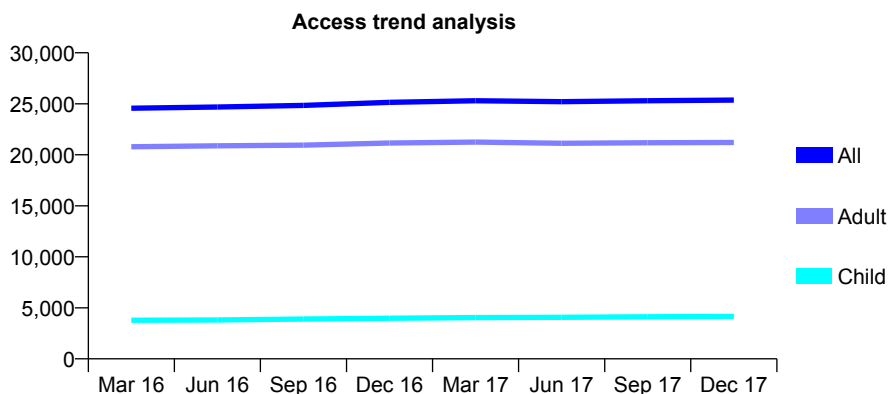
Q62 - Vital Signs At a Glance Contract Report for 138266/0001 - December 2017

Name or company name	Tooth and Mouth Limited
Contract type name	GDS Contract
Purpose of contract	General
Contract start date	01/04/2008
Contract end date	

17/18 Contracted general activity (UDA)	70,150
Carry forward general activity (UDA)	1,657
17/18 Contracted orthodontic activity (UOA)	0
Carry forward orthodontic activity (UOA)	0
Baseline contract value	£2,257,059.16

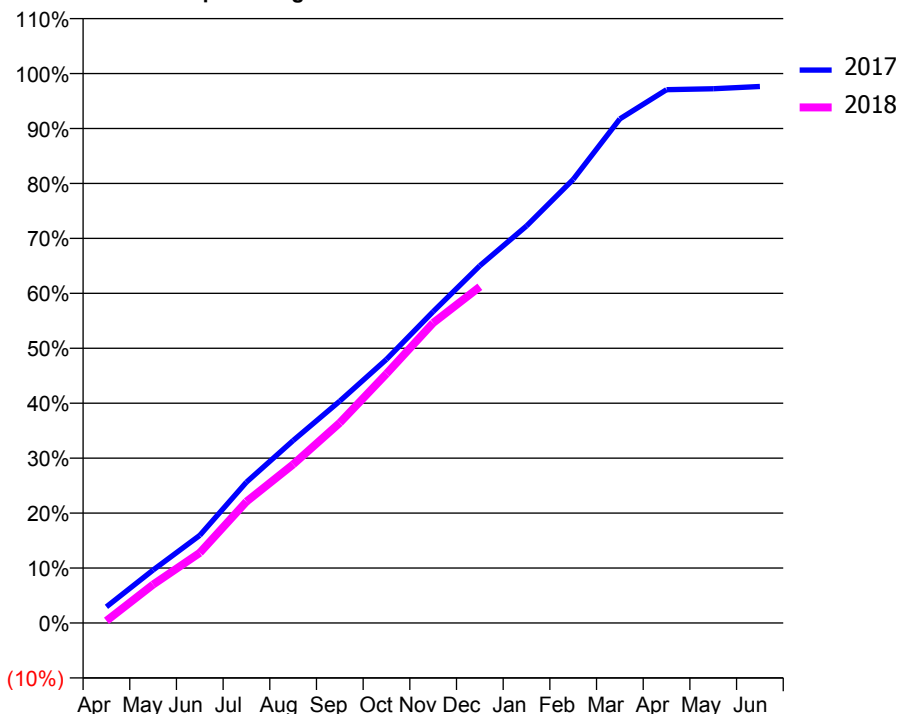
ACCESS*

Patients seen in 24 months	Total	Change since previous quarter
Quarter ending December 2016	25,138	
Quarter ending March 2017	25,304	→
Quarter ending June 2017	25,205	→
Quarter ending September 2017	25,305	→
Quarter ending December 2017	25,360	→
Variance since December 2016	0.9%	→



ACTIVITY

Cumulative percentage of contracted UDA delivered 2017 & 2018



Month	Adjusted Scheduled Activity (UDA)	
	2017	2018
April	2,075	289
May	6,770	4,917
June	11,185	8,961
July	17,982	15,496
August	23,293	20,249
September	28,342	25,562
October	33,664	31,823
November	39,764	38,303
December	45,612	42,932
January	50,693	
February	56,623	
March	64,358	
April	68,077	
May	68,207	
June	68,493	

QUALITY

	Quantity	Base Number	Contract	AT	Region	England
% of FP17s for the same patient ID Re-attending within 3 months - Children	278	4,153	6.7%	10.0%	11.6%	12.0%
% of FP17s for the same patient ID Re-attending within 3 months - Adults	2,272	16,143	14.1%	15.6%	16.7%	15.9%
% of FP17s for the same patient ID Re-attending between 3 & 9 months - Children	2,330	4,153	56.1%	47.0%	47.3%	58.0%
% of FP17s for the same patient ID Re-attending between 3 & 9 months - Adults	5,187	16,143	32.1%	37.8%	38.3%	50.5%
% of FP17s for Band 1 Urgent Courses	2,605	18,994	13.7%	10.9%	10.5%	9.0%
% of FP17s Relating to Free Repair or Replacements	133	18,994	0.7%	0.6%	0.6%	0.8%
% of FP17s Relating to Continuations	70	18,994	0.4%	0.6%	0.8%	1.1%
% of Patients satisfied with the dentistry they have received	18	19	94.7%	88.1%	89.0%	91.5%
% of Patients satisfied with the time they had to wait for an appointment	18	19	94.7%	83.4%	84.2%	87.9%

* This is based on patients treated on this contract for their most recent course of treatment. Figures in italics indicate the base number of FP17s or Patient Questionnaire responses are less than 100. N/A is shown where the base number of responses is less than 10 during the period. % is calculated as Quantity/Base number*100

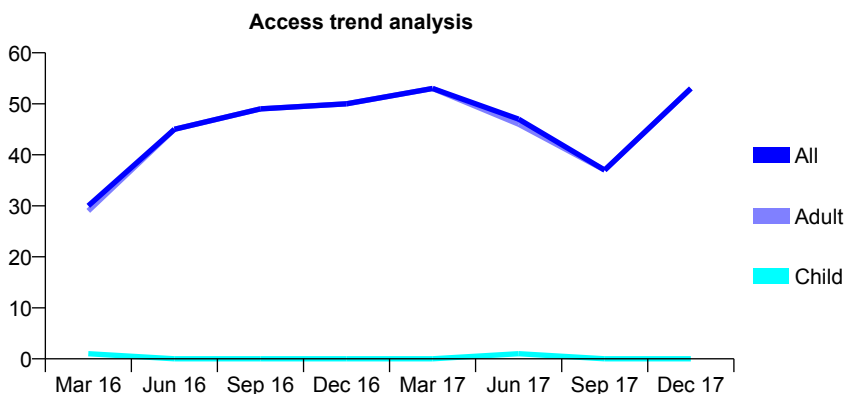
Q62 - Vital Signs At a Glance Contract Report for 138266/0003 - December 2017

Name or company name	Tooth and Mouth Limited
Contract type name	PDS Contract
Purpose of contract	General
Contract start date	01/04/2009
Contract end date	31/03/2019

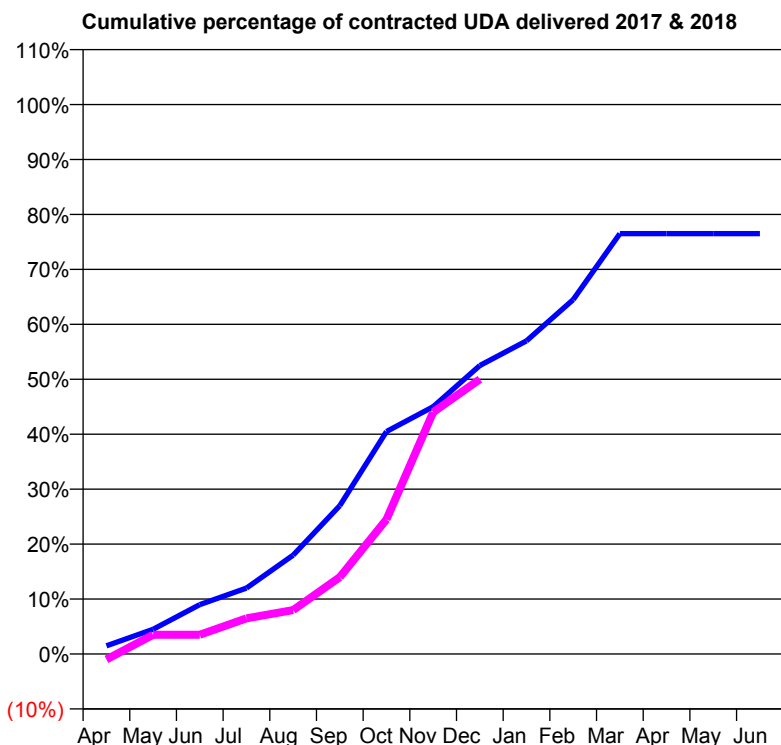
17/18 Contracted general activity (UDA)	200
Carry forward general activity (UDA)	2
17/18 Contracted orthodontic activity (UOA)	0
Carry forward orthodontic activity (UOA)	0
Baseline contract value	£26,033.21

ACCESS*

Patients seen in 24 months	Total	Change since previous quarter
Quarter ending December 2016	50	
Quarter ending March 2017	53	↑
Quarter ending June 2017	47	↓
Quarter ending September 2017	37	↓
Quarter ending December 2017	53	↑
Variance since December 2016	6.0%	↑



ACTIVITY



Month	Adjusted Scheduled Activity (UDA)	
	2017	2018
April	3	-2
May	9	7
June	18	7
July	24	13
August	36	16
September	54	28
October	81	49
November	90	88
December	105	100
January	114	
February	129	
March	153	
April	153	
May	153	
June	153	

QUALITY

	Quantity	Base Number	Contract	AT	Region	England
% of FP17s for the same patient ID Re-attending within 3 months - Children	0	0	N/A	10.0%	11.6%	12.0%
% of FP17s for the same patient ID Re-attending within 3 months - Adults	0	34	0.0%	15.6%	16.7%	15.9%
% of FP17s for the same patient ID Re-attending between 3 & 9 months - Children	0	0	N/A	47.0%	47.3%	58.0%
% of FP17s for the same patient ID Re-attending between 3 & 9 months - Adults	0	34	0.0%	37.8%	38.3%	50.5%
% of FP17s for Band 1 Urgent Courses	0	34	0.0%	10.9%	10.5%	9.0%
% of FP17s Relating to Free Repair or Replacements	0	34	0.0%	0.6%	0.6%	0.8%
% of FP17s Relating to Continuations	0	34	0.0%	0.6%	0.8%	1.1%
% of Patients satisfied with the dentistry they have received	0	0	N/A	88.1%	89.0%	91.5%
% of Patients satisfied with the time they had to wait for an appointment	0	0	N/A	83.4%	84.2%	87.9%

* This is based on patients treated on this contract for their most recent course of treatment. Figures in italics indicate the base number of FP17s or Patient Questionnaire responses are less than 100. N/A is shown where the base number of responses is less than 10 during the period. % is calculated as Quantity/Base number*100

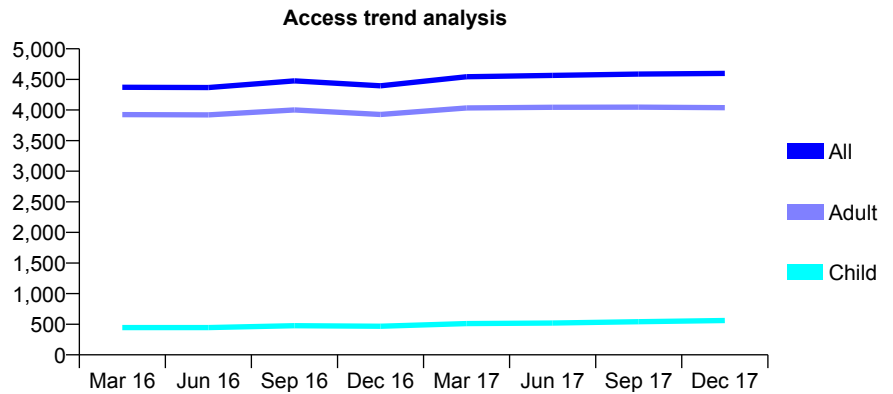
Q62 - Vital Signs At a Glance Contract Report for 138266/0005 - December 2017

Name or company name	Tooth and Mouth Limited
Contract type name	PDS Plus Contract
Purpose of contract	General
Contract start date	19/12/2011
Contract end date	18/12/2018

17/18 Contracted general activity (UDA)	14,500
Carry forward general activity (UDA)	2
17/18 Contracted orthodontic activity (UOA)	0
Carry forward orthodontic activity (UOA)	0
Baseline contract value	£245,991.00

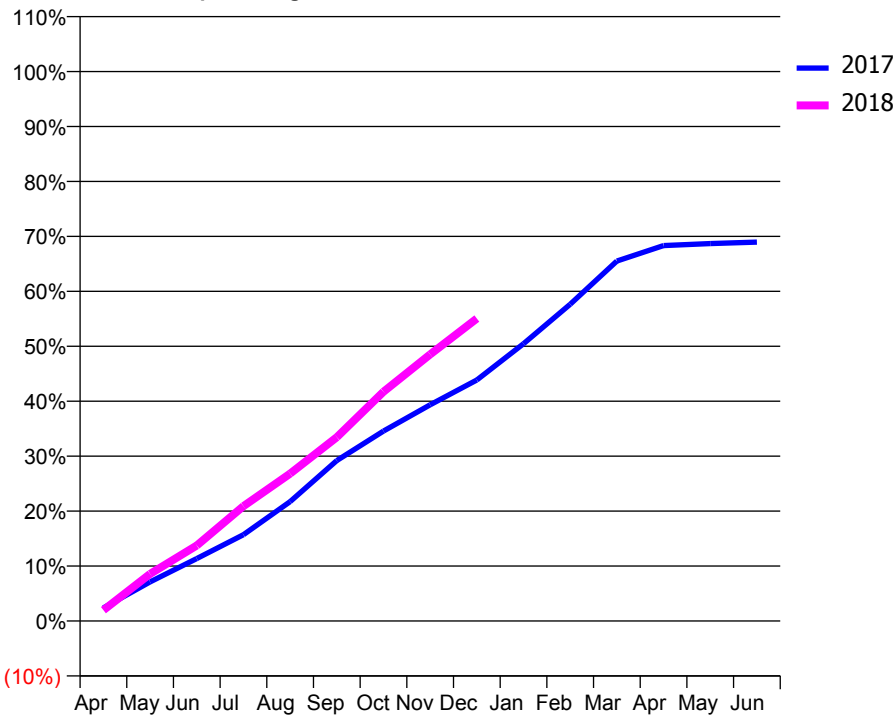
ACCESS*

Patients seen in 24 months	Total	Change since previous quarter
Quarter ending December 2016	4,395	
Quarter ending March 2017	4,544	↑
Quarter ending June 2017	4,565	→
Quarter ending September 2017	4,588	→
Quarter ending December 2017	4,599	→
Variance since December 2016	4.6%	↑



ACTIVITY

Cumulative percentage of contracted UDA delivered 2017 & 2018



Month	Adjusted Scheduled Activity (UDA)	
	2017	2018
April	348	286
May	1,031	1,245
June	1,647	1,992
July	2,280	3,032
August	3,151	3,889
September	4,235	4,850
October	5,012	6,049
November	5,704	7,035
December	6,361	7,981
January	7,318	
February	8,358	
March	9,498	
April	9,907	
May	9,958	
June	10,000	

QUALITY

	Quantity	Base Number	Contract	AT	Region	England
% of FP17s for the same patient ID Re-attending within 3 months - Children	35	487	7.2%	10.0%	11.6%	12.0%
% of FP17s for the same patient ID Re-attending within 3 months - Adults	378	2,830	13.4%	15.6%	16.7%	15.9%
% of FP17s for the same patient ID Re-attending between 3 & 9 months - Children	221	487	45.4%	47.0%	47.3%	58.0%
% of FP17s for the same patient ID Re-attending between 3 & 9 months - Adults	700	2,830	24.7%	37.8%	38.3%	50.5%
% of FP17s for Band 1 Urgent Courses	492	3,132	15.7%	10.9%	10.5%	9.0%
% of FP17s Relating to Free Repair or Replacements	50	3,132	1.6%	0.6%	0.6%	0.8%
% of FP17s Relating to Continuations	16	3,132	0.5%	0.6%	0.8%	1.1%
% of Patients satisfied with the dentistry they have received	2	2	N/A	88.1%	89.0%	91.5%
% of Patients satisfied with the time they had to wait for an appointment	0	2	N/A	83.4%	84.2%	87.9%

* This is based on patients treated on this contract for their most recent course of treatment. Figures in italics indicate the base number of FP17s or Patient Questionnaire responses are less than 100. N/A is shown where the base number of responses is less than 10 during the period. % is calculated as Quantity/Base number*100

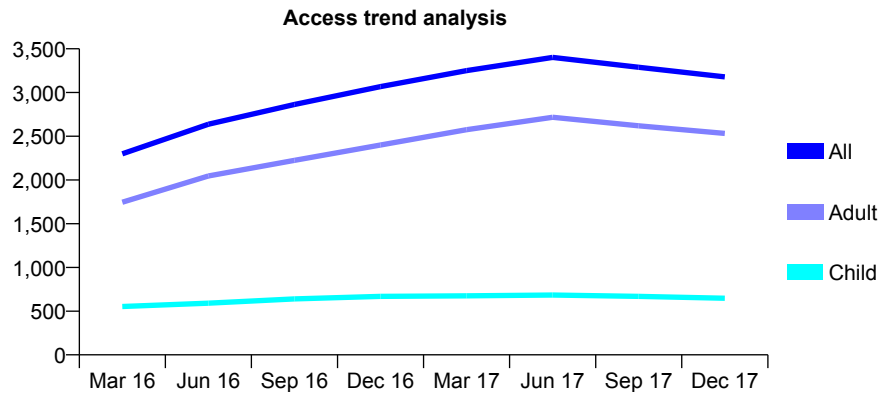
Q62 - Vital Signs At a Glance Contract Report for 141771/0001 - December 2017

Name or company name	Armytage Dental Practice
Contract type name	GDS Contract
Purpose of contract	General
Contract start date	01/07/2015
Contract end date	

17/18 Contracted general activity (UDA)	11,529
Carry forward general activity (UDA)	430
17/18 Contracted orthodontic activity (UOA)	0
Carry forward orthodontic activity (UOA)	0
Baseline contract value	£347,181.41

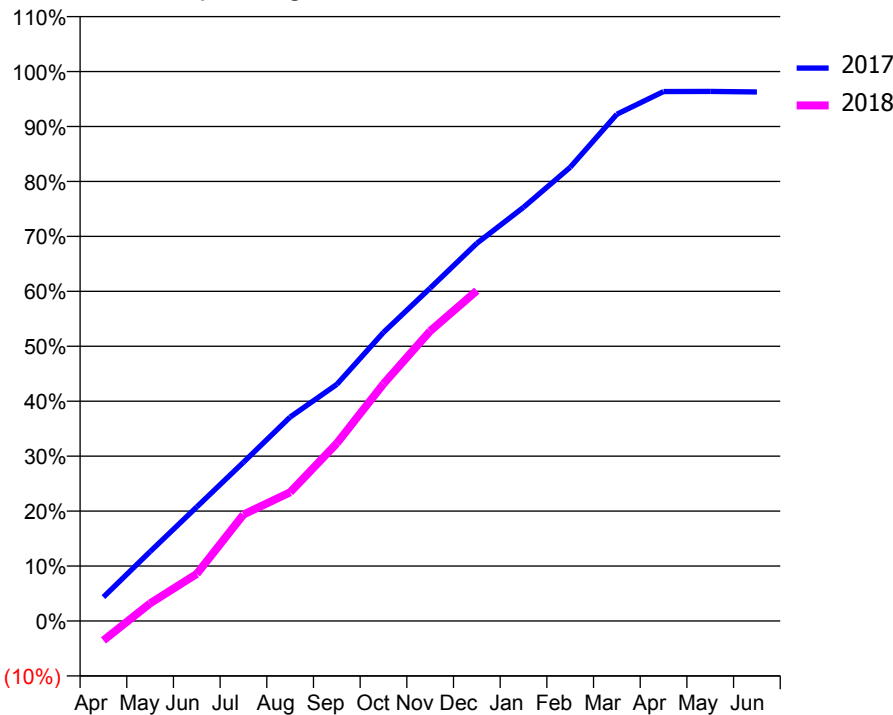
ACCESS*

Patients seen in 24 months	Total	Change since previous quarter
Quarter ending December 2016	3,068	
Quarter ending March 2017	3,250	↑
Quarter ending June 2017	3,401	↑
Quarter ending September 2017	3,289	↓
Quarter ending December 2017	3,179	↓
Variance since December 2016	3.6%	↑



ACTIVITY

Cumulative percentage of contracted UDA delivered 2017 & 2018



Month	Adjusted Scheduled Activity (UDA)	
	2017	2018
April	501	-409
May	1,457	371
June	2,394	988
July	3,330	2,235
August	4,280	2,700
September	4,965	3,727
October	6,055	4,976
November	6,985	6,085
December	7,924	6,930
January	8,680	
February	9,520	
March	10,632	
April	11,107	
May	11,110	
June	11,099	

QUALITY

	Quantity	Base Number	Contract	AT	Region	England
% of FP17s for the same patient ID Re-attending within 3 months - Children	30	552	5.4%	10.0%	11.6%	12.0%
% of FP17s for the same patient ID Re-attending within 3 months - Adults	130	1,639	7.9%	15.6%	16.7%	15.9%
% of FP17s for the same patient ID Re-attending between 3 & 9 months - Children	189	552	34.2%	47.0%	47.3%	58.0%
% of FP17s for the same patient ID Re-attending between 3 & 9 months - Adults	479	1,639	29.2%	37.8%	38.3%	50.5%
% of FP17s for Band 1 Urgent Courses	147	2,075	7.1%	10.9%	10.5%	9.0%
% of FP17s Relating to Free Repair or Replacements	23	2,075	1.1%	0.6%	0.6%	0.8%
% of FP17s Relating to Continuations	17	2,075	0.8%	0.6%	0.8%	1.1%
% of Patients satisfied with the dentistry they have received	6	8	N/A	88.1%	89.0%	91.5%
% of Patients satisfied with the time they had to wait for an appointment	5	8	N/A	83.4%	84.2%	87.9%

* This is based on patients treated on this contract for their most recent course of treatment. Figures in italics indicate the base number of FP17s or Patient Questionnaire responses are less than 100. N/A is shown where the base number of responses is less than 10 during the period. % is calculated as Quantity/Base number*100

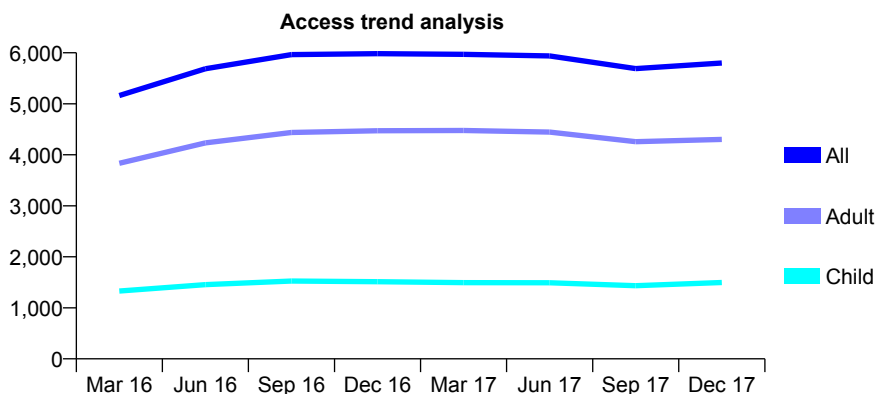
Q62 - Vital Signs At a Glance Contract Report for 142042/0001 - December 2017

Name or company name	Dr M Patel and Dr S Patel
Contract type name	GDS Contract
Purpose of contract	General
Contract start date	31/10/2014
Contract end date	

17/18 Contracted general activity (UDA)	16,272
Carry forward general activity (UDA)	65
17/18 Contracted orthodontic activity (UOA)	0
Carry forward orthodontic activity (UOA)	0
Baseline contract value	£466,020.19

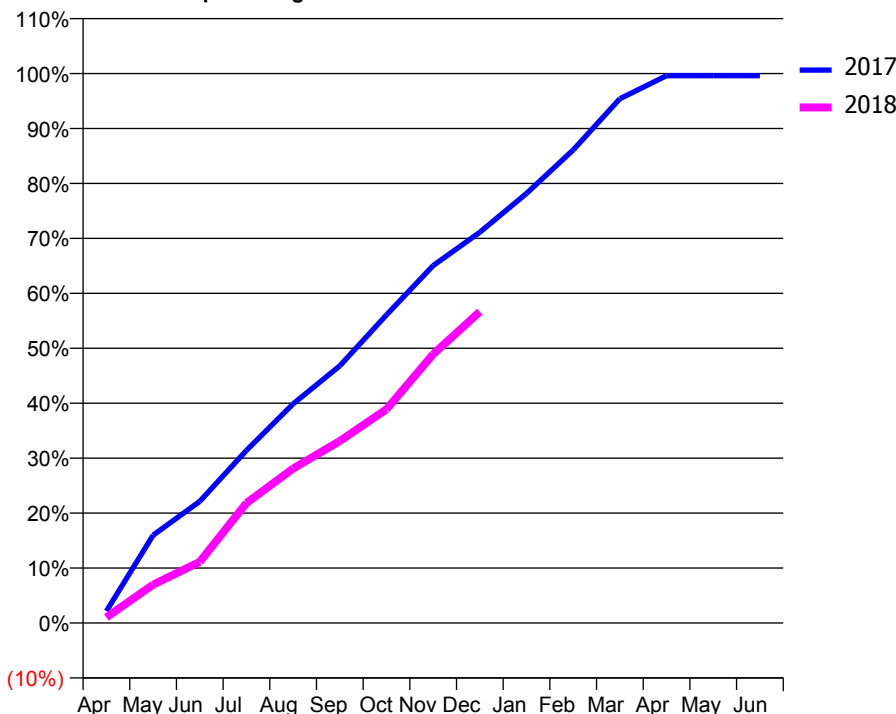
ACCESS*

Patients seen in 24 months	Total	Change since previous quarter
Quarter ending December 2016	5,984	
Quarter ending March 2017	5,969	→
Quarter ending June 2017	5,938	→
Quarter ending September 2017	5,690	↓
Quarter ending December 2017	5,800	→
Variance since December 2016	(3.1%)	↓



ACTIVITY

Cumulative percentage of contracted UDA delivered 2017 & 2018



Month	Adjusted Scheduled Activity (UDA)	
	2017	2018
April	352	167
May	2,599	1,134
June	3,601	1,809
July	5,113	3,550
August	6,491	4,576
September	7,616	5,386
October	9,123	6,329
November	10,585	7,960
December	11,573	9,219
January	12,721	
February	14,006	
March	15,525	
April	16,206	
May	16,206	
June	16,207	

QUALITY

	Quantity	Base Number	Contract	AT	Region	England
% of FP17s for the same patient ID Re-attending within 3 months - Children	60	1,339	4.5%	10.0%	11.6%	12.0%
% of FP17s for the same patient ID Re-attending within 3 months - Adults	366	3,384	10.8%	15.6%	16.7%	15.9%
% of FP17s for the same patient ID Re-attending between 3 & 9 months - Children	701	1,339	52.4%	47.0%	47.3%	58.0%
% of FP17s for the same patient ID Re-attending between 3 & 9 months - Adults	1,472	3,384	43.5%	37.8%	38.3%	50.5%
% of FP17s for Band 1 Urgent Courses	298	4,041	7.4%	10.9%	10.5%	9.0%
% of FP17s Relating to Free Repair or Replacements	18	4,041	0.4%	0.6%	0.6%	0.8%
% of FP17s Relating to Continuations	7	4,041	0.2%	0.6%	0.8%	1.1%
% of Patients satisfied with the dentistry they have received	6	6	N/A	88.1%	89.0%	91.5%
% of Patients satisfied with the time they had to wait for an appointment	5	6	N/A	83.4%	84.2%	87.9%

* This is based on patients treated on this contract for their most recent course of treatment. Figures in italics indicate the base number of FP17s or Patient Questionnaire responses are less than 100. N/A is shown where the base number of responses is less than 10 during the period. % is calculated as Quantity/Base number*100

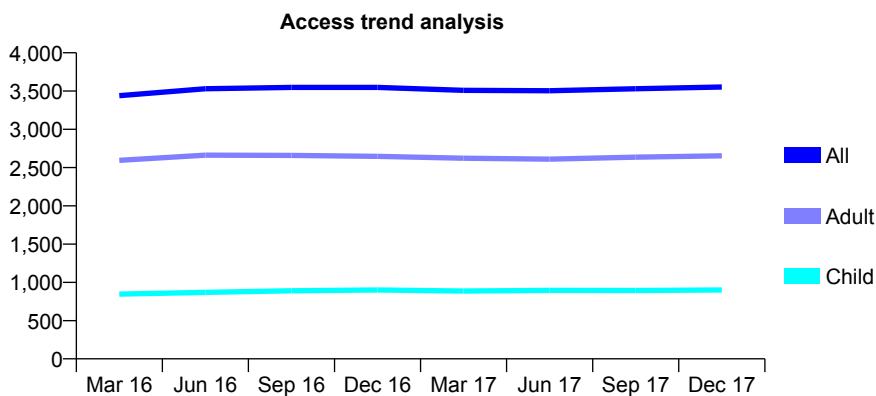
Q62 - Vital Signs At a Glance Contract Report for 142468/0001 - December 2017

Name or company name	Hill View Dental Practice Limited
Contract type name	GDS Contract
Purpose of contract	General
Contract start date	09/06/2010
Contract end date	

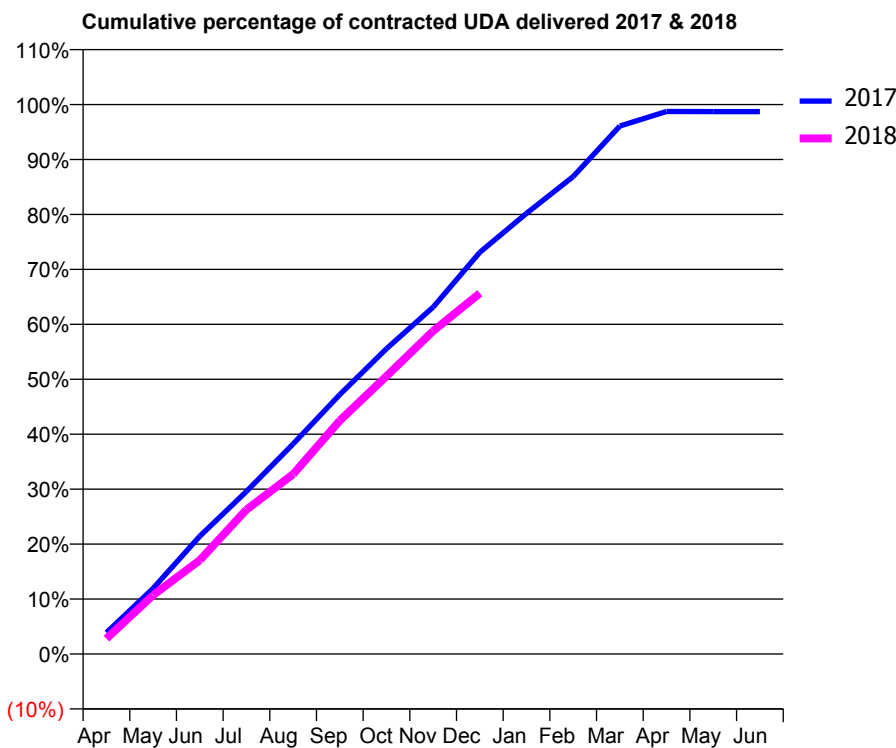
17/18 Contracted general activity (UDA)	12,029
Carry forward general activity (UDA)	155
17/18 Contracted orthodontic activity (UOA)	0
Carry forward orthodontic activity (UOA)	0
Baseline contract value	£313,442.41

ACCESS*

Patients seen in 24 months	Total	Change since previous quarter
Quarter ending December 2016	3,548	
Quarter ending March 2017	3,509	↓
Quarter ending June 2017	3,505	→
Quarter ending September 2017	3,531	→
Quarter ending December 2017	3,553	→
Variance since December 2016	0.1%	→



ACTIVITY



Month	Adjusted Scheduled Activity (UDA)	
	2017	2018
April	468	337
May	1,438	1,290
June	2,579	2,055
July	3,560	3,160
August	4,598	3,937
September	5,679	5,109
October	6,684	6,082
November	7,594	7,071
December	8,795	7,897
January	9,646	
February	10,451	
March	11,559	
April	11,875	
May	11,874	
June	11,874	

QUALITY

	Quantity	Base Number	Contract	AT	Region	England
% of FP17s for the same patient ID Re-attending within 3 months - Children	52	998	5.2%	10.0%	11.6%	12.0%
% of FP17s for the same patient ID Re-attending within 3 months - Adults	381	3,048	12.5%	15.6%	16.7%	15.9%
% of FP17s for the same patient ID Re-attending between 3 & 9 months - Children	610	998	61.1%	47.0%	47.3%	58.0%
% of FP17s for the same patient ID Re-attending between 3 & 9 months - Adults	1,894	3,048	62.1%	37.8%	38.3%	50.5%
% of FP17s for Band 1 Urgent Courses	293	3,856	7.6%	10.9%	10.5%	9.0%
% of FP17s Relating to Free Repair or Replacements	18	3,856	0.5%	0.6%	0.6%	0.8%
% of FP17s Relating to Continuations	7	3,856	0.2%	0.6%	0.8%	1.1%
% of Patients satisfied with the dentistry they have received	12	12	100.0%	88.1%	89.0%	91.5%
% of Patients satisfied with the time they had to wait for an appointment	12	12	100.0%	83.4%	84.2%	87.9%

* This is based on patients treated on this contract for their most recent course of treatment. Figures in italics indicate the base number of FP17s or Patient Questionnaire responses are less than 100. N/A is shown where the base number of responses is less than 10 during the period. % is calculated as Quantity/Base number*100

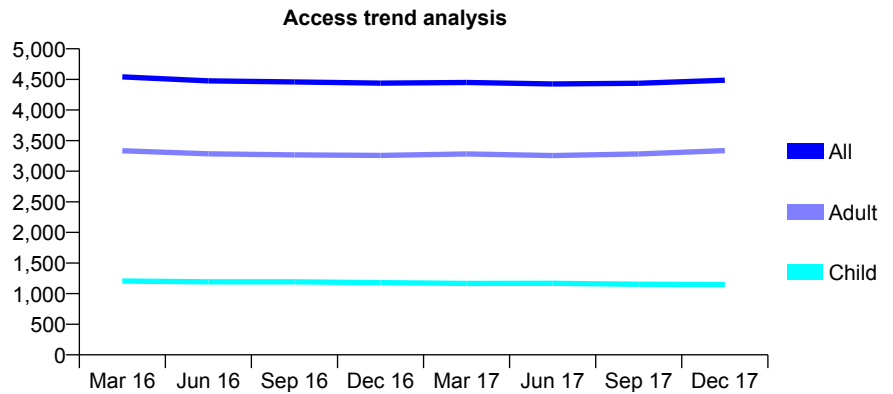
Q62 - Vital Signs At a Glance Contract Report for 142964/0001 - December 2017

Name or company name	The Bush Dental Clinic
Contract type name	GDS Contract
Purpose of contract	General
Contract start date	01/04/2011
Contract end date	

17/18 Contracted general activity (UDA)	12,840
Carry forward general activity (UDA)	5
17/18 Contracted orthodontic activity (UOA)	0
Carry forward orthodontic activity (UOA)	0
Baseline contract value	£453,133.93

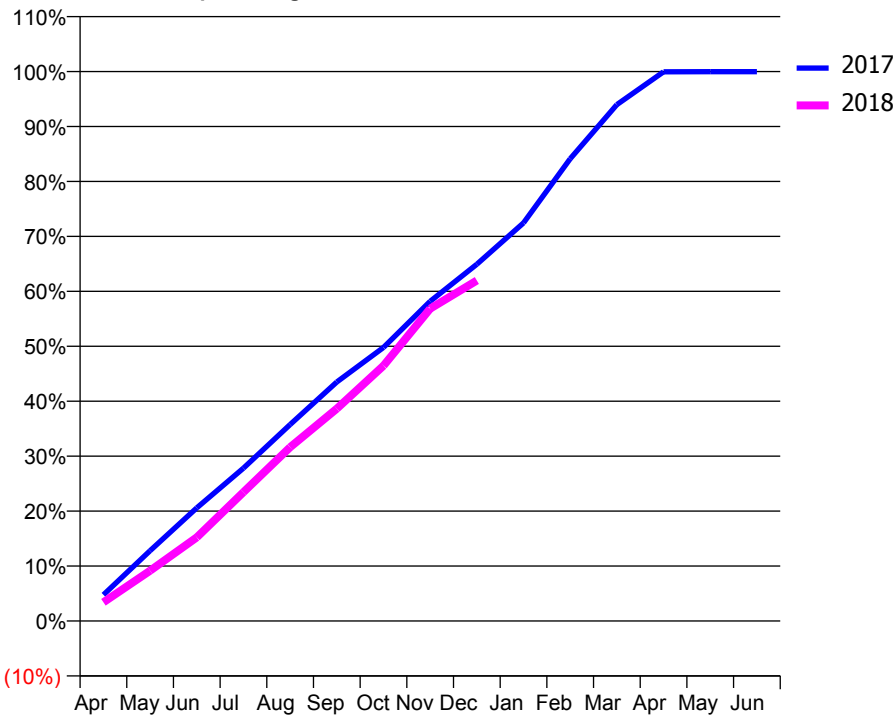
ACCESS*

Patients seen in 24 months	Total	Change since previous quarter
Quarter ending December 2016	4,438	
Quarter ending March 2017	4,449	→
Quarter ending June 2017	4,425	→
Quarter ending September 2017	4,437	→
Quarter ending December 2017	4,487	→
Variance since December 2016	1.1%	→



ACTIVITY

Cumulative percentage of contracted UDA delivered 2017 & 2018



Month	Adjusted Scheduled Activity (UDA)	
	2017	2018
April	613	436
May	1,645	1,176
June	2,643	1,955
July	3,573	3,011
August	4,590	4,063
September	5,584	4,963
October	6,394	5,965
November	7,470	7,299
December	8,338	7,958
January	9,302	
February	10,802	
March	12,067	
April	12,834	
May	12,835	
June	12,835	

QUALITY

	Quantity	Base Number	Contract	AT	Region	England
% of FP17s for the same patient ID Re-attending within 3 months - Children	78	1,195	6.5%	10.0%	11.6%	12.0%
% of FP17s for the same patient ID Re-attending within 3 months - Adults	458	3,125	14.7%	15.6%	16.7%	15.9%
% of FP17s for the same patient ID Re-attending between 3 & 9 months - Children	681	1,195	57.0%	47.0%	47.3%	58.0%
% of FP17s for the same patient ID Re-attending between 3 & 9 months - Adults	1,388	3,125	44.4%	37.8%	38.3%	50.5%
% of FP17s for Band 1 Urgent Courses	429	4,041	10.6%	10.9%	10.5%	9.0%
% of FP17s Relating to Free Repair or Replacements	17	4,041	0.4%	0.6%	0.6%	0.8%
% of FP17s Relating to Continuations	8	4,041	0.2%	0.6%	0.8%	1.1%
% of Patients satisfied with the dentistry they have received	3	4	N/A	88.1%	89.0%	91.5%
% of Patients satisfied with the time they had to wait for an appointment	4	4	N/A	83.4%	84.2%	87.9%

* This is based on patients treated on this contract for their most recent course of treatment. Figures in italics indicate the base number of FP17s or Patient Questionnaire responses are less than 100. N/A is shown where the base number of responses is less than 10 during the period. % is calculated as Quantity/Base number*100

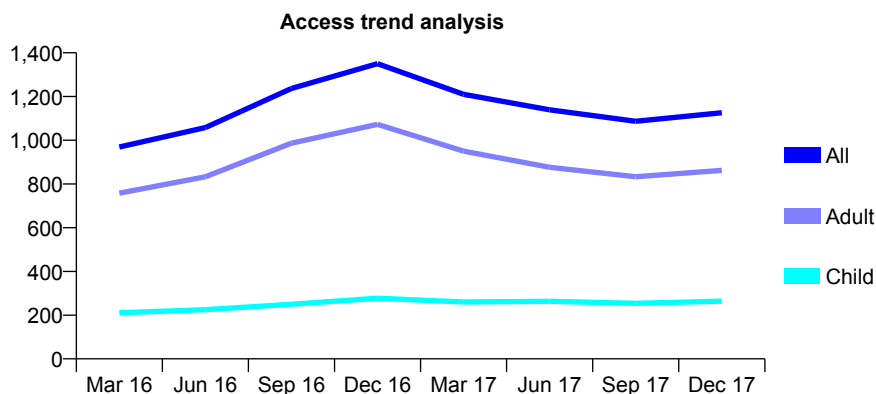
Q62 - Vital Signs At a Glance Contract Report for 143774/0001 - December 2017

Name or company name	Dr J Jeyaseelan & Dr A Thanki
Contract type name	GDS Contract
Purpose of contract	General
Contract start date	01/12/2014
Contract end date	

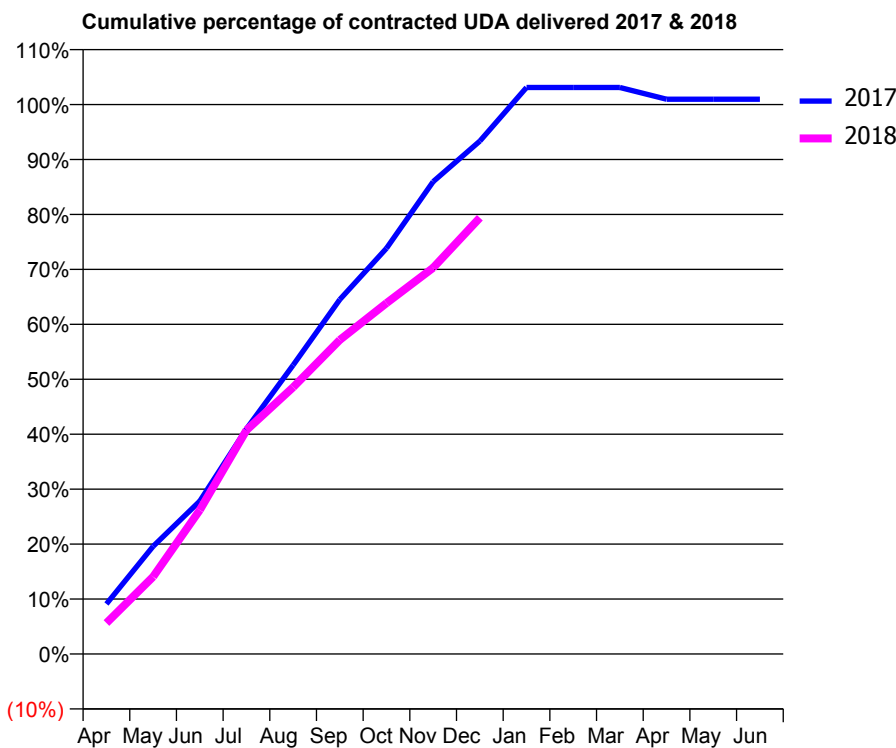
17/18 Contracted general activity (UDA)	3,957
Carry forward general activity (UDA)	-38
17/18 Contracted orthodontic activity (UOA)	0
Carry forward orthodontic activity (UOA)	0
Baseline contract value	£123,107.48

ACCESS*

Patients seen in 24 months	Total	Change since previous quarter
Quarter ending December 2016	1,350	
Quarter ending March 2017	1,210	↓
Quarter ending June 2017	1,139	↓
Quarter ending September 2017	1,087	↓
Quarter ending December 2017	1,126	↑
Variance since December 2016	(16.6%)	↓



ACTIVITY



Month	Adjusted Scheduled Activity (UDA)	
	2017	2018
April	360	223
May	776	556
June	1,101	1,037
July	1,621	1,612
August	2,081	1,921
September	2,553	2,262
October	2,921	2,527
November	3,401	2,781
December	3,693	3,141
January	4,079	
February	4,079	
March	4,079	
April	3,995	
May	3,995	
June	3,995	

QUALITY

	Quantity	Base Number	Contract	AT	Region	England
% of FP17s for the same patient ID Re-attending within 3 months - Children	4	252	1.6%	10.0%	11.6%	12.0%
% of FP17s for the same patient ID Re-attending within 3 months - Adults	29	651	4.5%	15.6%	16.7%	15.9%
% of FP17s for the same patient ID Re-attending between 3 & 9 months - Children	96	252	38.1%	47.0%	47.3%	58.0%
% of FP17s for the same patient ID Re-attending between 3 & 9 months - Adults	171	651	26.3%	37.8%	38.3%	50.5%
% of FP17s for Band 1 Urgent Courses	16	909	1.8%	10.9%	10.5%	9.0%
% of FP17s Relating to Free Repair or Replacements	0	909	0.0%	0.6%	0.6%	0.8%
% of FP17s Relating to Continuations	0	909	0.0%	0.6%	0.8%	1.1%
% of Patients satisfied with the dentistry they have received	0	0	N/A	88.1%	89.0%	91.5%
% of Patients satisfied with the time they had to wait for an appointment	0	0	N/A	83.4%	84.2%	87.9%

* This is based on patients treated on this contract for their most recent course of treatment. Figures in italics indicate the base number of FP17s or Patient Questionnaire responses are less than 100. N/A is shown where the base number of responses is less than 10 during the period. % is calculated as Quantity/Base number*100

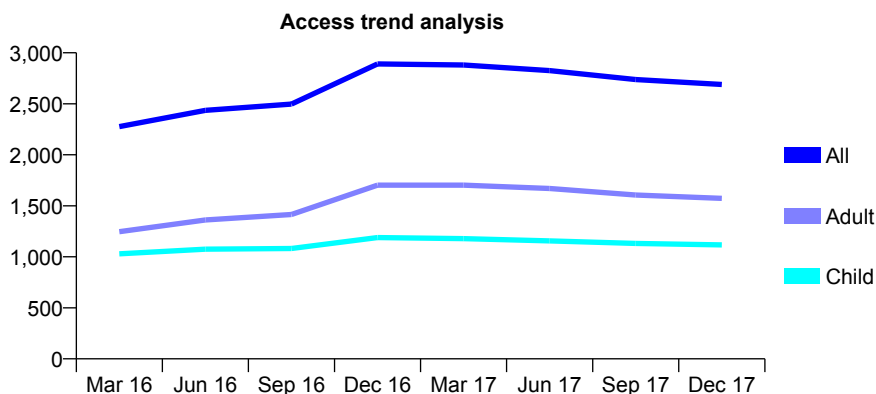
Q62 - Vital Signs At a Glance Contract Report for 144843/0001 - December 2017

Name or company name	Dr Jeff Sherer and Dr Larry Levin
Contract type name	GDS Contract
Purpose of contract	General
Contract start date	01/12/2014
Contract end date	

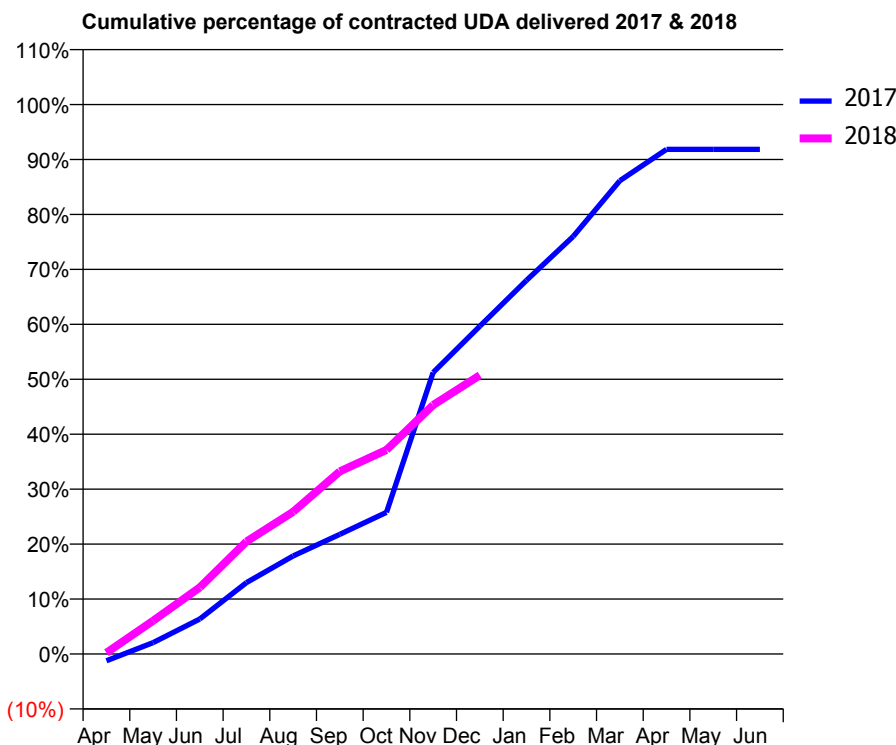
17/18 Contracted general activity (UDA)	7,313
Carry forward general activity (UDA)	274
17/18 Contracted orthodontic activity (UOA)	0
Carry forward orthodontic activity (UOA)	0
Baseline contract value	£178,860.78

ACCESS*

Patients seen in 24 months	Total	Change since previous quarter
Quarter ending December 2016	2,891	
Quarter ending March 2017	2,881	→
Quarter ending June 2017	2,826	↓
Quarter ending September 2017	2,738	↓
Quarter ending December 2017	2,690	↓
Variance since December 2016	(7.0%)	↓



ACTIVITY



Month	Adjusted Scheduled Activity (UDA)	
	2017	2018
April	-91	17
May	151	443
June	466	886
July	950	1,497
August	1,304	1,893
September	1,593	2,431
October	1,886	2,716
November	3,747	3,313
December	4,363	3,710
January	4,973	
February	5,558	
March	6,299	
April	6,716	
May	6,716	
June	6,716	

QUALITY

	Quantity	Base Number	Contract	AT	Region	England
% of FP17s for the same patient ID Re-attending within 3 months - Children	83	1,071	7.7%	10.0%	11.6%	12.0%
% of FP17s for the same patient ID Re-attending within 3 months - Adults	196	1,147	17.1%	15.6%	16.7%	15.9%
% of FP17s for the same patient ID Re-attending between 3 & 9 months - Children	537	1,071	50.1%	47.0%	47.3%	58.0%
% of FP17s for the same patient ID Re-attending between 3 & 9 months - Adults	453	1,147	39.5%	37.8%	38.3%	50.5%
% of FP17s for Band 1 Urgent Courses	226	2,021	11.2%	10.9%	10.5%	9.0%
% of FP17s Relating to Free Repair or Replacements	12	2,021	0.6%	0.6%	0.6%	0.8%
% of FP17s Relating to Continuations	49	2,021	2.4%	0.6%	0.8%	1.1%
% of Patients satisfied with the dentistry they have received	2	2	N/A	88.1%	89.0%	91.5%
% of Patients satisfied with the time they had to wait for an appointment	2	2	N/A	83.4%	84.2%	87.9%

* This is based on patients treated on this contract for their most recent course of treatment. Figures in italics indicate the base number of FP17s or Patient Questionnaire responses are less than 100. N/A is shown where the base number of responses is less than 10 during the period. % is calculated as Quantity/Base number*100

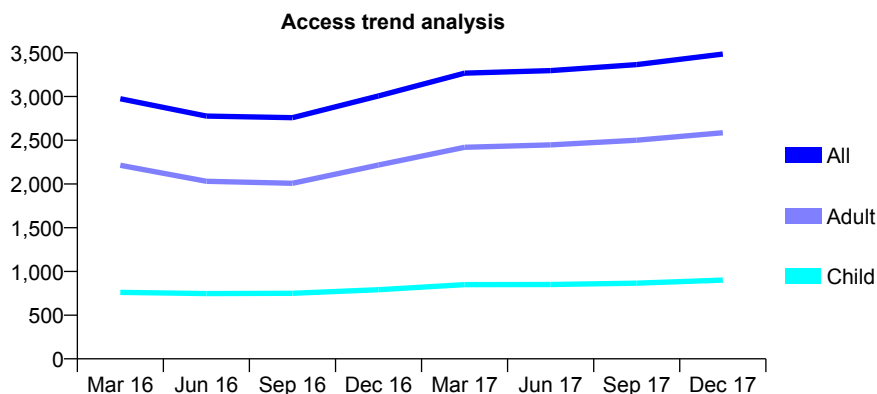
Q62 - Vital Signs At a Glance Contract Report for 145173/0001 - December 2017

Name or company name	Dr. B.C. Khuroya & Dr. R. Majithia
Contract type name	GDS Contract
Purpose of contract	General
Contract start date	01/04/2013
Contract end date	

17/18 Contracted general activity (UDA)	6,470
Carry forward general activity (UDA)	-129
17/18 Contracted orthodontic activity (UOA)	0
Carry forward orthodontic activity (UOA)	0
Baseline contract value	£155,687.33

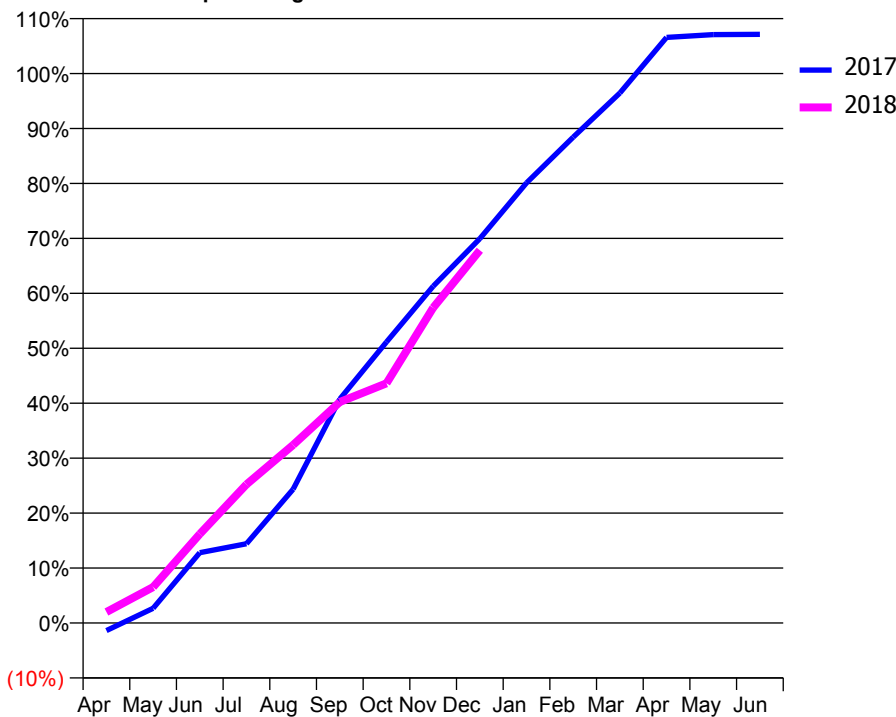
ACCESS*

Patients seen in 24 months	Total	Change since previous quarter
Quarter ending December 2016	3,007	
Quarter ending March 2017	3,268	↑
Quarter ending June 2017	3,297	→
Quarter ending September 2017	3,365	↑
Quarter ending December 2017	3,485	↑
Variance since December 2016	15.9%	↑



ACTIVITY

Cumulative percentage of contracted UDA delivered 2017 & 2018



Month	Adjusted Scheduled Activity (UDA)	
	2017	2018
April	-91	129
May	173	424
June	828	1,048
July	934	1,632
August	1,576	2,097
September	2,637	2,602
October	3,310	2,822
November	3,965	3,712
December	4,525	4,389
January	5,181	
February	5,721	
March	6,241	
April	6,895	
May	6,928	
June	6,931	

QUALITY

	Quantity	Base Number	Contract	AT	Region	England
% of FP17s for the same patient ID Re-attending within 3 months - Children	51	664	7.7%	10.0%	11.6%	12.0%
% of FP17s for the same patient ID Re-attending within 3 months - Adults	278	1,792	15.5%	15.6%	16.7%	15.9%
% of FP17s for the same patient ID Re-attending between 3 & 9 months - Children	187	664	28.2%	47.0%	47.3%	58.0%
% of FP17s for the same patient ID Re-attending between 3 & 9 months - Adults	381	1,792	21.3%	37.8%	38.3%	50.5%
% of FP17s for Band 1 Urgent Courses	387	1,775	21.8%	10.9%	10.5%	9.0%
% of FP17s Relating to Free Repair or Replacements	5	1,775	0.3%	0.6%	0.6%	0.8%
% of FP17s Relating to Continuations	6	1,775	0.3%	0.6%	0.8%	1.1%
% of Patients satisfied with the dentistry they have received	4	5	N/A	88.1%	89.0%	91.5%
% of Patients satisfied with the time they had to wait for an appointment	5	5	N/A	83.4%	84.2%	87.9%

* This is based on patients treated on this contract for their most recent course of treatment. Figures in italics indicate the base number of FP17s or Patient Questionnaire responses are less than 100. N/A is shown where the base number of responses is less than 10 during the period. % is calculated as Quantity/Base number*100

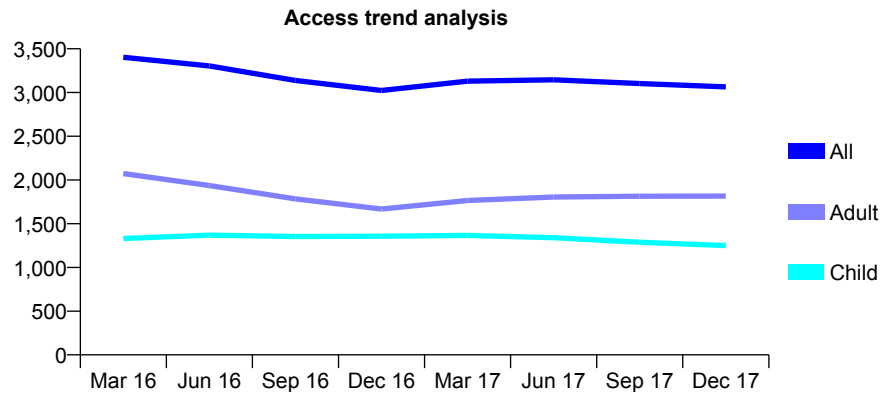
Q62 - Vital Signs At a Glance Contract Report for 147028/0001 - December 2017

Name or company name	Rose Garden Dental Practice
Contract type name	GDS Contract
Purpose of contract	General
Contract start date	01/09/2010
Contract end date	

17/18 Contracted general activity (UDA)	5,672
Carry forward general activity (UDA)	0
17/18 Contracted orthodontic activity (UOA)	0
Carry forward orthodontic activity (UOA)	0
Baseline contract value	£159,143.63

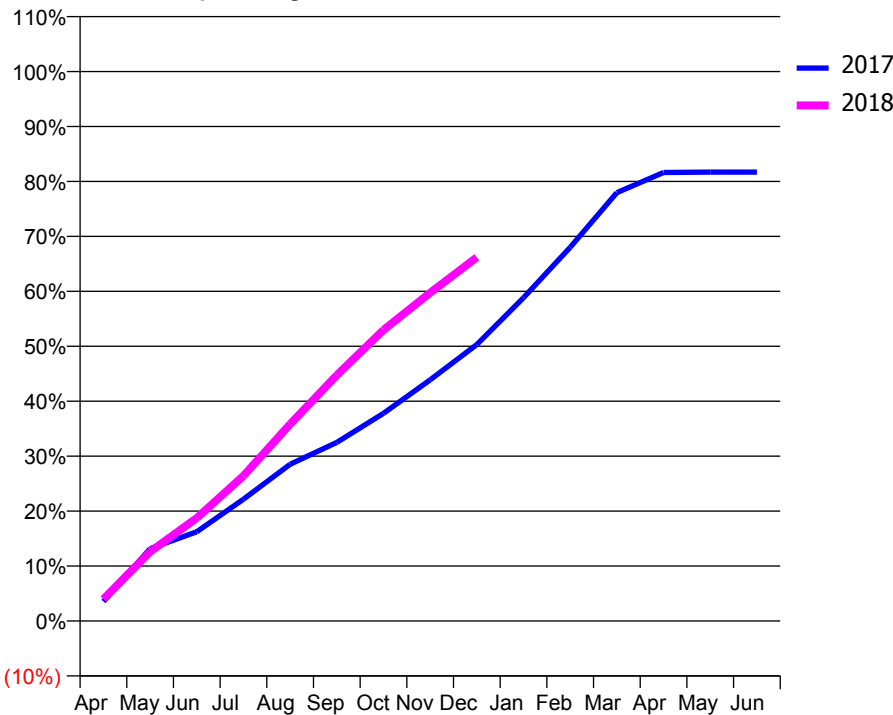
ACCESS*

Patients seen in 24 months	Total	Change since previous quarter
Quarter ending December 2016	3,023	
Quarter ending March 2017	3,130	↑
Quarter ending June 2017	3,145	→
Quarter ending September 2017	3,102	↓
Quarter ending December 2017	3,065	↓
Variance since December 2016	1.4%	→



ACTIVITY

Cumulative percentage of contracted UDA delivered 2017 & 2018



Month	Adjusted Scheduled Activity (UDA)	
	2017	2018
April	202	226
May	746	715
June	922	1,063
July	1,257	1,498
August	1,618	2,032
September	1,844	2,537
October	2,144	3,004
November	2,489	3,388
December	2,854	3,754
January	3,337	
February	3,858	
March	4,421	
April	4,630	
May	4,634	
June	4,634	

QUALITY

	Quantity	Base Number	Contract	AT	Region	England
% of FP17s for the same patient ID Re-attending within 3 months - Children	61	1,098	5.6%	10.0%	11.6%	12.0%
% of FP17s for the same patient ID Re-attending within 3 months - Adults	128	1,263	10.1%	15.6%	16.7%	15.9%
% of FP17s for the same patient ID Re-attending between 3 & 9 months - Children	463	1,098	42.2%	47.0%	47.3%	58.0%
% of FP17s for the same patient ID Re-attending between 3 & 9 months - Adults	329	1,263	26.0%	37.8%	38.3%	50.5%
% of FP17s for Band 1 Urgent Courses	150	1,682	8.9%	10.9%	10.5%	9.0%
% of FP17s Relating to Free Repair or Replacements	0	1,682	0.0%	0.6%	0.6%	0.8%
% of FP17s Relating to Continuations	6	1,682	0.4%	0.6%	0.8%	1.1%
% of Patients satisfied with the dentistry they have received	0	1	N/A	88.1%	89.0%	91.5%
% of Patients satisfied with the time they had to wait for an appointment	0	1	N/A	83.4%	84.2%	87.9%

* This is based on patients treated on this contract for their most recent course of treatment. Figures in italics indicate the base number of FP17s or Patient Questionnaire responses are less than 100. N/A is shown where the base number of responses is less than 10 during the period. % is calculated as Quantity/Base number*100

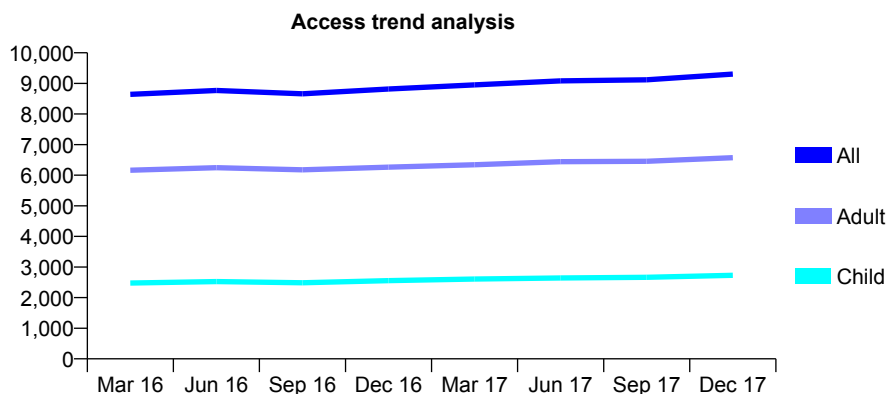
Q62 - Vital Signs At a Glance Contract Report for 148997/0001 - December 2017

Name or company name	Dr.S.B.Radia and Dr.P.Vaid
Contract type name	GDS Contract
Purpose of contract	General
Contract start date	01/11/2012
Contract end date	

17/18 Contracted general activity (UDA)	25,115
Carry forward general activity (UDA)	628
17/18 Contracted orthodontic activity (UOA)	0
Carry forward orthodontic activity (UOA)	0
Baseline contract value	£729,632.22

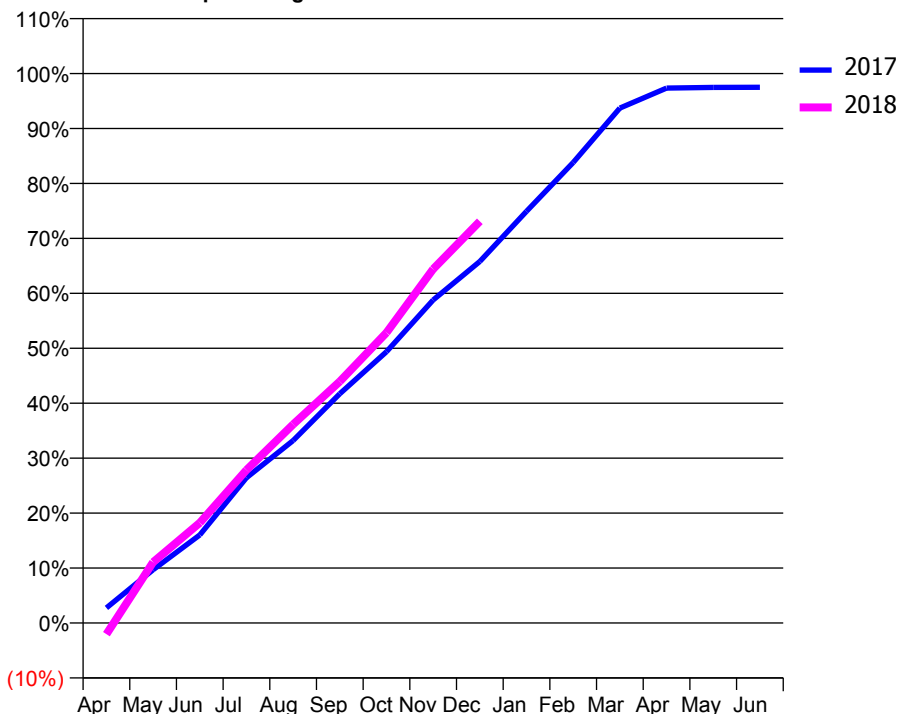
ACCESS*

Patients seen in 24 months	Total	Change since previous quarter
Quarter ending December 2016	8,817	
Quarter ending March 2017	8,952	→
Quarter ending June 2017	9,083	→
Quarter ending September 2017	9,117	→
Quarter ending December 2017	9,303	↑
Variance since December 2016	5.5%	↑



ACTIVITY

Cumulative percentage of contracted UDA delivered 2017 & 2018



Month	Adjusted Scheduled Activity (UDA)	
	2017	2018
April	691	-514
May	2,437	2,782
June	4,024	4,583
July	6,638	6,993
August	8,341	9,077
September	10,483	11,038
October	12,400	13,269
November	14,764	16,177
December	16,527	18,362
January	18,817	
February	21,049	
March	23,534	
April	24,447	
May	24,481	
June	24,487	

QUALITY

	Quantity	Base Number	Contract	AT	Region	England
% of FP17s for the same patient ID Re-attending within 3 months - Children	200	3,013	6.6%	10.0%	11.6%	12.0%
% of FP17s for the same patient ID Re-attending within 3 months - Adults	672	5,895	11.4%	15.6%	16.7%	15.9%
% of FP17s for the same patient ID Re-attending between 3 & 9 months - Children	1,725	3,013	57.3%	47.0%	47.3%	58.0%
% of FP17s for the same patient ID Re-attending between 3 & 9 months - Adults	2,741	5,895	46.5%	37.8%	38.3%	50.5%
% of FP17s for Band 1 Urgent Courses	620	8,041	7.7%	10.9%	10.5%	9.0%
% of FP17s Relating to Free Repair or Replacements	45	8,041	0.6%	0.6%	0.6%	0.8%
% of FP17s Relating to Continuations	10	8,041	0.1%	0.6%	0.8%	1.1%
% of Patients satisfied with the dentistry they have received	8	10	80.0%	88.1%	89.0%	91.5%
% of Patients satisfied with the time they had to wait for an appointment	8	10	80.0%	83.4%	84.2%	87.9%

* This is based on patients treated on this contract for their most recent course of treatment. Figures in italics indicate the base number of FP17s or Patient Questionnaire responses are less than 100. N/A is shown where the base number of responses is less than 10 during the period. % is calculated as Quantity/Base number*100

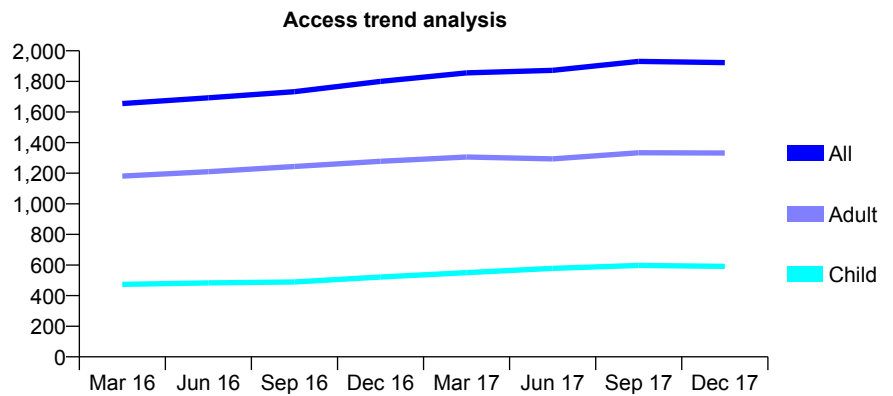
Q62 - Vital Signs At a Glance Contract Report for 150355/0001 - December 2017

Name or company name	Dr Sapneel Patel, and Dr. Cynthia Patel
Contract type name	GDS Contract
Purpose of contract	General
Contract start date	01/11/2013
Contract end date	

17/18 Contracted general activity (UDA)	3,975
Carry forward general activity (UDA)	-24
17/18 Contracted orthodontic activity (UOA)	0
Carry forward orthodontic activity (UOA)	0
Baseline contract value	£102,382.01

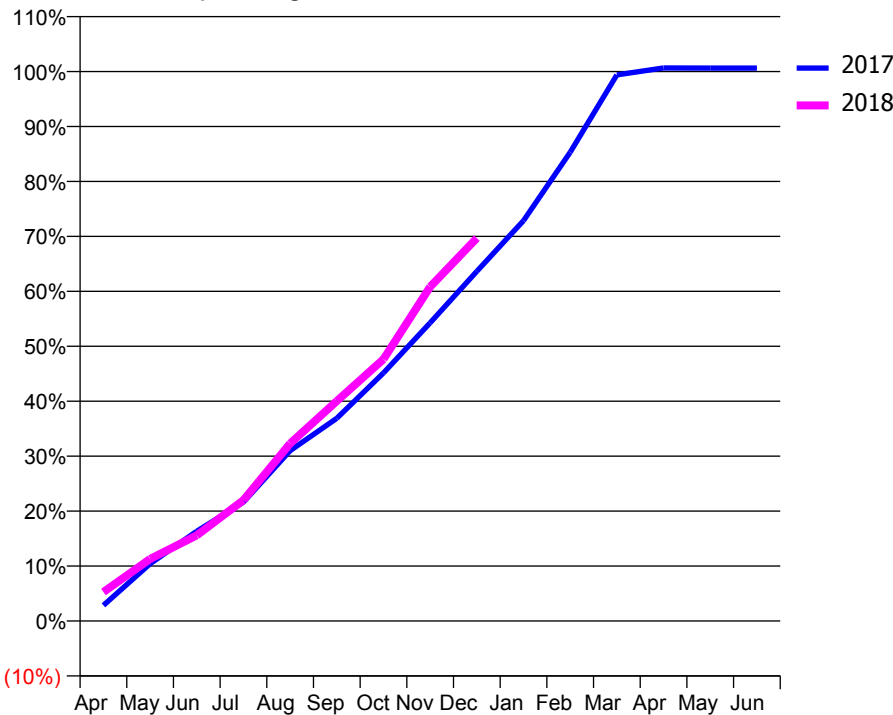
ACCESS*

Patients seen in 24 months	Total	Change since previous quarter
Quarter ending December 2016	1,800	
Quarter ending March 2017	1,856	↑
Quarter ending June 2017	1,872	→
Quarter ending September 2017	1,931	↑
Quarter ending December 2017	1,923	→
Variance since December 2016	6.8%	↑



ACTIVITY

Cumulative percentage of contracted UDA delivered 2017 & 2018



Month	Adjusted Scheduled Activity (UDA)	
	2017	2018
April	113	210
May	414	449
June	649	620
July	860	874
August	1,232	1,284
September	1,467	1,592
October	1,795	1,894
November	2,158	2,418
December	2,530	2,769
January	2,896	
February	3,391	
March	3,950	
April	4,000	
May	3,999	
June	3,999	

QUALITY

	Quantity	Base Number	Contract	AT	Region	England
% of FP17s for the same patient ID Re-attending within 3 months - Children	37	657	5.6%	10.0%	11.6%	12.0%
% of FP17s for the same patient ID Re-attending within 3 months - Adults	64	961	6.7%	15.6%	16.7%	15.9%
% of FP17s for the same patient ID Re-attending between 3 & 9 months - Children	411	657	62.6%	47.0%	47.3%	58.0%
% of FP17s for the same patient ID Re-attending between 3 & 9 months - Adults	434	961	45.2%	37.8%	38.3%	50.5%
% of FP17s for Band 1 Urgent Courses	52	1,216	4.3%	10.9%	10.5%	9.0%
% of FP17s Relating to Free Repair or Replacements	10	1,216	0.8%	0.6%	0.6%	0.8%
% of FP17s Relating to Continuations	1	1,216	0.1%	0.6%	0.8%	1.1%
% of Patients satisfied with the dentistry they have received	3	4	N/A	88.1%	89.0%	91.5%
% of Patients satisfied with the time they had to wait for an appointment	1	4	N/A	83.4%	84.2%	87.9%

* This is based on patients treated on this contract for their most recent course of treatment. Figures in italics indicate the base number of FP17s or Patient Questionnaire responses are less than 100. N/A is shown where the base number of responses is less than 10 during the period. % is calculated as Quantity/Base number*100

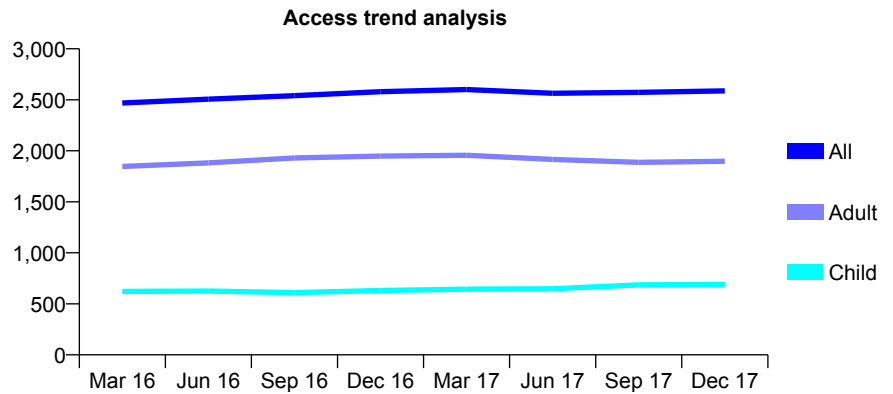
Q62 - Vital Signs At a Glance Contract Report for 153494/0001 - December 2017

Name or company name	Berkeley Dental Practice
Contract type name	GDS Contract
Purpose of contract	General
Contract start date	13/06/2011
Contract end date	

17/18 Contracted general activity (UDA)	8,420
Carry forward general activity (UDA)	-168
17/18 Contracted orthodontic activity (UOA)	0
Carry forward orthodontic activity (UOA)	0
Baseline contract value	£257,942.28

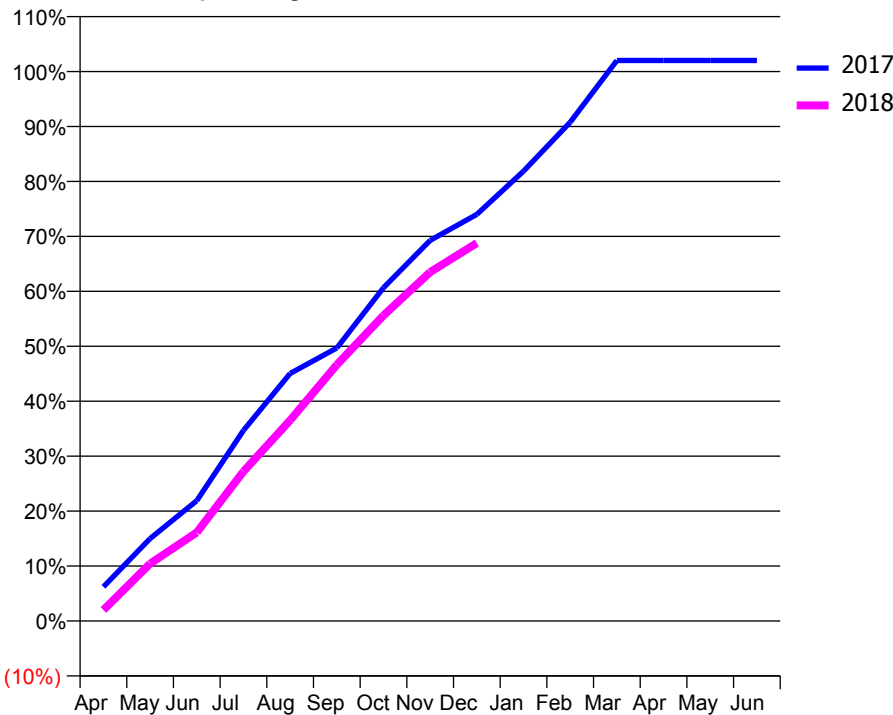
ACCESS*

Patients seen in 24 months	Total	Change since previous quarter
Quarter ending December 2016	2,580	
Quarter ending March 2017	2,600	→
Quarter ending June 2017	2,564	↓
Quarter ending September 2017	2,573	→
Quarter ending December 2017	2,588	→
Variance since December 2016	0.3%	→



ACTIVITY

Cumulative percentage of contracted UDA delivered 2017 & 2018



Month	Adjusted Scheduled Activity (UDA)	
	2017	2018
April	523	168
May	1,264	881
June	1,844	1,358
July	2,920	2,292
August	3,793	3,076
September	4,184	3,926
October	5,107	4,682
November	5,832	5,346
December	6,231	5,792
January	6,894	
February	7,642	
March	8,589	
April	8,589	
May	8,589	
June	8,589	

QUALITY

	Quantity	Base Number	Contract	AT	Region	England
% of FP17s for the same patient ID Re-attending within 3 months - Children	97	662	14.7%	10.0%	11.6%	12.0%
% of FP17s for the same patient ID Re-attending within 3 months - Adults	336	1,533	21.9%	15.6%	16.7%	15.9%
% of FP17s for the same patient ID Re-attending between 3 & 9 months - Children	254	662	38.4%	47.0%	47.3%	58.0%
% of FP17s for the same patient ID Re-attending between 3 & 9 months - Adults	476	1,533	31.1%	37.8%	38.3%	50.5%
% of FP17s for Band 1 Urgent Courses	500	2,195	22.8%	10.9%	10.5%	9.0%
% of FP17s Relating to Free Repair or Replacements	30	2,195	1.4%	0.6%	0.6%	0.8%
% of FP17s Relating to Continuations	22	2,195	1.0%	0.6%	0.8%	1.1%
% of Patients satisfied with the dentistry they have received	7	7	N/A	88.1%	89.0%	91.5%
% of Patients satisfied with the time they had to wait for an appointment	7	7	N/A	83.4%	84.2%	87.9%

* This is based on patients treated on this contract for their most recent course of treatment. Figures in italics indicate the base number of FP17s or Patient Questionnaire responses are less than 100. N/A is shown where the base number of responses is less than 10 during the period. % is calculated as Quantity/Base number*100

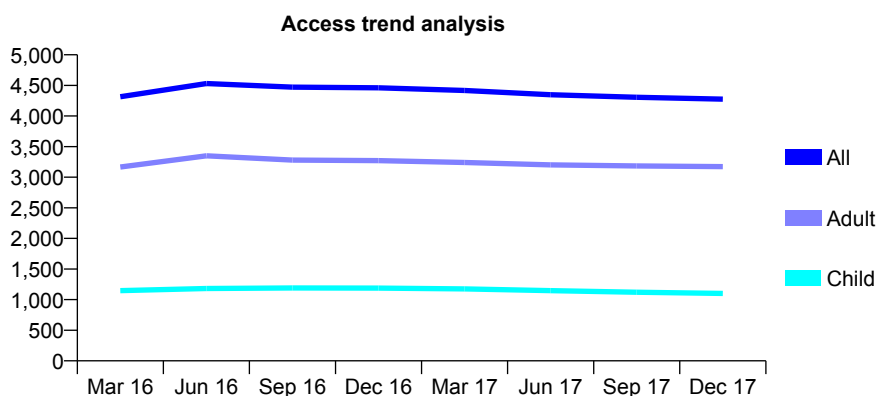
Q62 - Vital Signs At a Glance Contract Report for 154083/0001 - December 2017

Name or company name	Quality Dental Care Fulham
Contract type name	GDS Contract
Purpose of contract	General
Contract start date	01/07/2014
Contract end date	

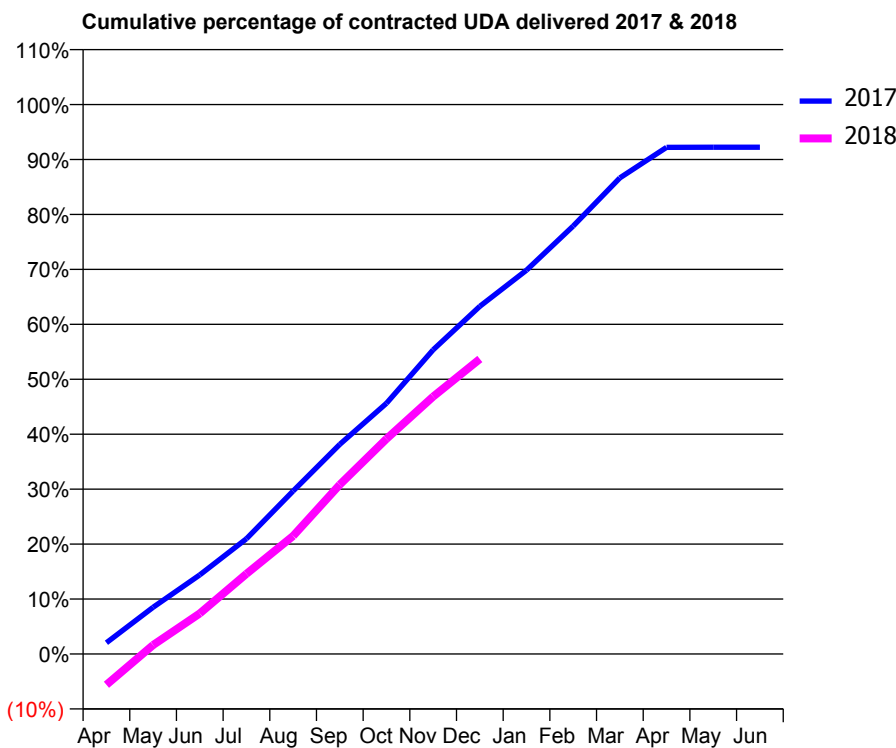
17/18 Contracted general activity (UDA)	16,627
Carry forward general activity (UDA)	1,292
17/18 Contracted orthodontic activity (UOA)	0
Carry forward orthodontic activity (UOA)	0
Baseline contract value	£488,231.98

ACCESS*

Patients seen in 24 months	Total	Change since previous quarter
Quarter ending December 2016	4,460	
Quarter ending March 2017	4,417	→
Quarter ending June 2017	4,347	↓
Quarter ending September 2017	4,307	→
Quarter ending December 2017	4,275	→
Variance since December 2016	(4.1%)	↓



ACTIVITY



Month	Adjusted Scheduled Activity (UDA)	
	2017	2018
April	342	-936
May	1,414	272
June	2,395	1,229
July	3,487	2,425
August	4,934	3,574
September	6,343	5,127
October	7,589	6,511
November	9,205	7,790
December	10,520	8,928
January	11,613	
February	12,950	
March	14,406	
April	15,330	
May	15,335	
June	15,335	

QUALITY

	Quantity	Base Number	Contract	AT	Region	England
% of FP17s for the same patient ID Re-attending within 3 months - Children	116	995	11.7%	10.0%	11.6%	12.0%
% of FP17s for the same patient ID Re-attending within 3 months - Adults	591	2,649	22.3%	15.6%	16.7%	15.9%
% of FP17s for the same patient ID Re-attending between 3 & 9 months - Children	484	995	48.6%	47.0%	47.3%	58.0%
% of FP17s for the same patient ID Re-attending between 3 & 9 months - Adults	863	2,649	32.6%	37.8%	38.3%	50.5%
% of FP17s for Band 1 Urgent Courses	530	3,258	16.3%	10.9%	10.5%	9.0%
% of FP17s Relating to Free Repair or Replacements	24	3,258	0.7%	0.6%	0.6%	0.8%
% of FP17s Relating to Continuations	46	3,258	1.4%	0.6%	0.8%	1.1%
% of Patients satisfied with the dentistry they have received	5	7	N/A	88.1%	89.0%	91.5%
% of Patients satisfied with the time they had to wait for an appointment	4	7	N/A	83.4%	84.2%	87.9%

* This is based on patients treated on this contract for their most recent course of treatment. Figures in italics indicate the base number of FP17s or Patient Questionnaire responses are less than 100. N/A is shown where the base number of responses is less than 10 during the period. % is calculated as Quantity/Base number*100

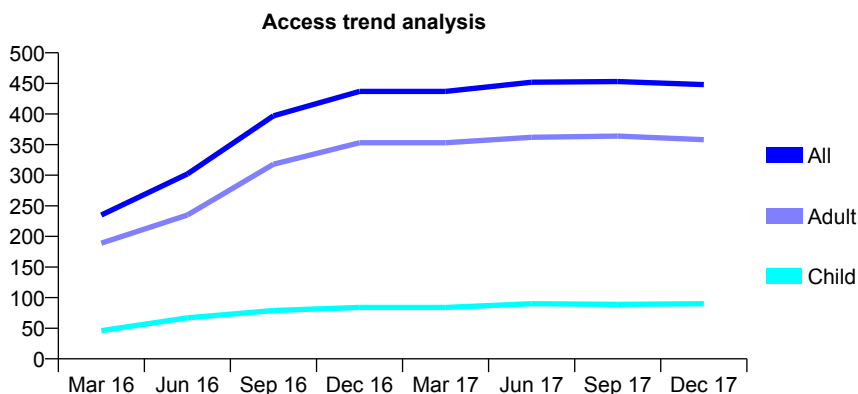
Q62 - Vital Signs At a Glance Contract Report for 154296/0001 - December 2017

Name or company name	Victoria Dental Centre
Contract type name	GDS Contract
Purpose of contract	General
Contract start date	02/11/2015
Contract end date	

17/18 Contracted general activity (UDA)	1,395
Carry forward general activity (UDA)	9
17/18 Contracted orthodontic activity (UOA)	0
Carry forward orthodontic activity (UOA)	0
Baseline contract value	£33,274.79

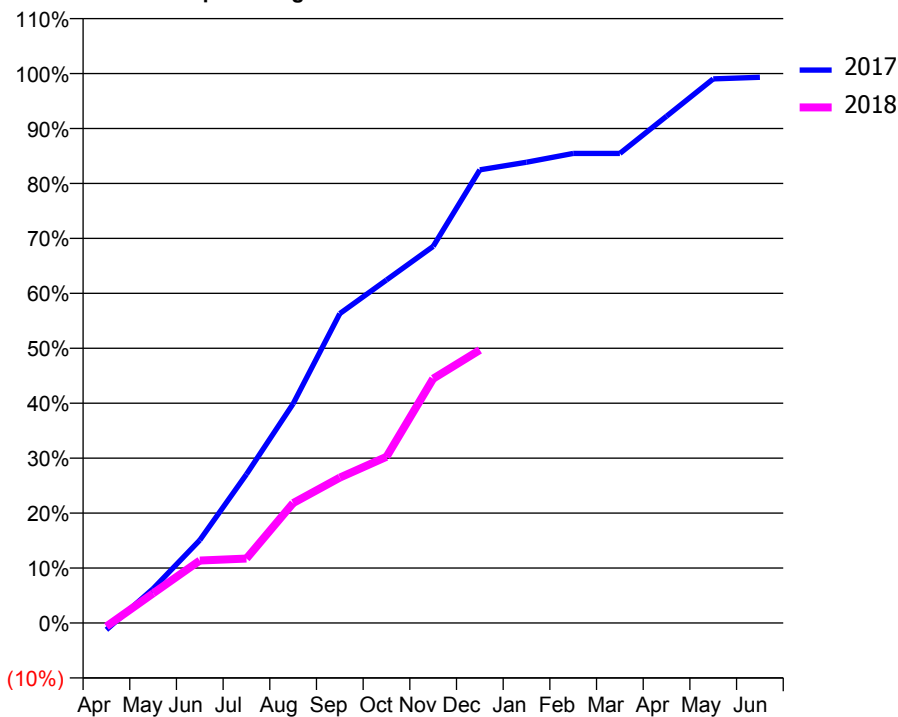
ACCESS*

Patients seen in 24 months	Total	Change since previous quarter
Quarter ending December 2016	437	
Quarter ending March 2017	437	→
Quarter ending June 2017	452	↑
Quarter ending September 2017	453	→
Quarter ending December 2017	448	↓
Variance since December 2016	2.5%	↑



ACTIVITY

Cumulative percentage of contracted UDA delivered 2017 & 2018



Month	Adjusted Scheduled Activity (UDA)	
	2017	2018
April	-18	-9
May	87	75
June	210	159
July	378	164
August	557	304
September	785	369
October	871	422
November	956	620
December	1,151	693
January	1,170	
February	1,192	
March	1,192	
April	1,286	
May	1,381	
June	1,385	

QUALITY

	Quantity	Base Number	Contract	AT	Region	England
% of FP17s for the same patient ID Re-attending within 3 months - Children	7	102	6.9%	10.0%	11.6%	12.0%
% of FP17s for the same patient ID Re-attending within 3 months - Adults	23	255	9.0%	15.6%	16.7%	15.9%
% of FP17s for the same patient ID Re-attending between 3 & 9 months - Children	46	102	45.1%	47.0%	47.3%	58.0%
% of FP17s for the same patient ID Re-attending between 3 & 9 months - Adults	115	255	45.1%	37.8%	38.3%	50.5%
% of FP17s for Band 1 Urgent Courses	29	289	10.0%	10.9%	10.5%	9.0%
% of FP17s Relating to Free Repair or Replacements	0	289	0.0%	0.6%	0.6%	0.8%
% of FP17s Relating to Continuations	0	289	0.0%	0.6%	0.8%	1.1%
% of Patients satisfied with the dentistry they have received	1	1	N/A	88.1%	89.0%	91.5%
% of Patients satisfied with the time they had to wait for an appointment	1	1	N/A	83.4%	84.2%	87.9%

* This is based on patients treated on this contract for their most recent course of treatment. Figures in italics indicate the base number of FP17s or Patient Questionnaire responses are less than 100. N/A is shown where the base number of responses is less than 10 during the period. % is calculated as Quantity/Base number*100

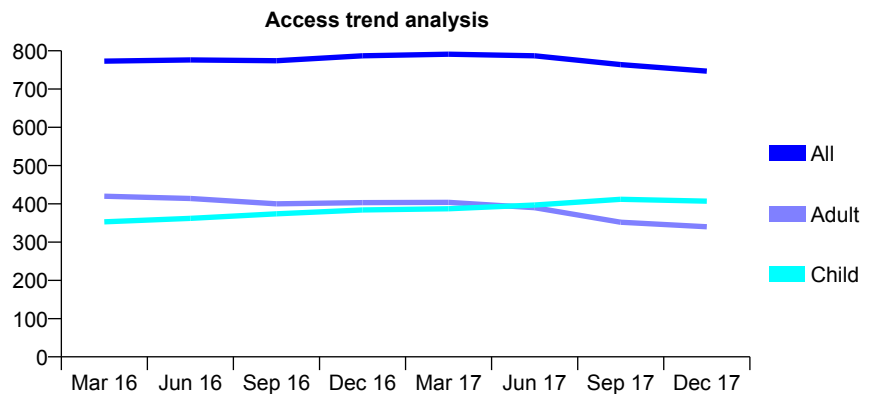
Q62 - Vital Signs At a Glance Contract Report for 154881/0001 - December 2017

Name or company name	Noorani & Shahid
Contract type name	GDS Contract
Purpose of contract	General
Contract start date	01/08/2009
Contract end date	

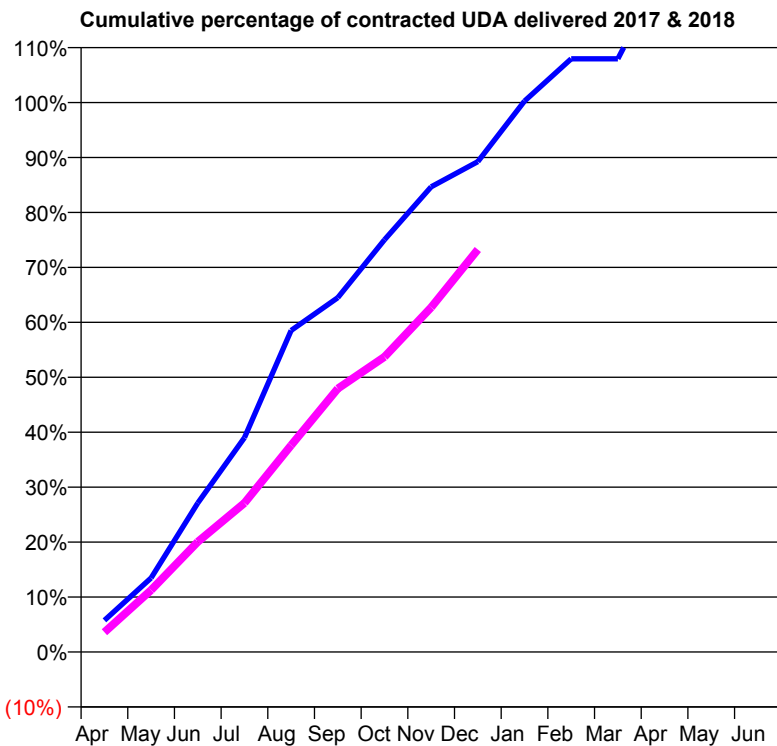
17/18 Contracted general activity (UDA)	1,300
Carry forward general activity (UDA)	-26
17/18 Contracted orthodontic activity (UOA)	0
Carry forward orthodontic activity (UOA)	0
Baseline contract value	£37,956.59

ACCESS*

Patients seen in 24 months	Total	Change since previous quarter
Quarter ending December 2016	787	
Quarter ending March 2017	791	→
Quarter ending June 2017	787	→
Quarter ending September 2017	764	↓
Quarter ending December 2017	747	↓
Variance since December 2016	(5.1%)	↓



ACTIVITY



Month	Adjusted Scheduled Activity (UDA)	
	2017	2018
April	75	47
May	175	146
June	352	261
July	507	352
August	761	489
September	838	623
October	975	698
November	1,101	815
December	1,160	952
January	1,303	
February	1,403	
March	1,403	
April	1,615	
May	1,627	
June	1,627	

QUALITY

	Quantity	Base Number	Contract	AT	Region	England
% of FP17s for the same patient ID Re-attending within 3 months - Children	32	476	6.7%	10.0%	11.6%	12.0%
% of FP17s for the same patient ID Re-attending within 3 months - Adults	18	220	8.2%	15.6%	16.7%	15.9%
% of FP17s for the same patient ID Re-attending between 3 & 9 months - Children	240	476	50.4%	47.0%	47.3%	58.0%
% of FP17s for the same patient ID Re-attending between 3 & 9 months - Adults	97	220	44.1%	37.8%	38.3%	50.5%
% of FP17s for Band 1 Urgent Courses	38	582	6.5%	10.9%	10.5%	9.0%
% of FP17s Relating to Free Repair or Replacements	0	582	0.0%	0.6%	0.6%	0.8%
% of FP17s Relating to Continuations	5	582	0.9%	0.6%	0.8%	1.1%
% of Patients satisfied with the dentistry they have received	0	0	N/A	88.1%	89.0%	91.5%
% of Patients satisfied with the time they had to wait for an appointment	0	0	N/A	83.4%	84.2%	87.9%

* This is based on patients treated on this contract for their most recent course of treatment. Figures in italics indicate the base number of FP17s or Patient Questionnaire responses are less than 100. N/A is shown where the base number of responses is less than 10 during the period. % is calculated as Quantity/Base number*100

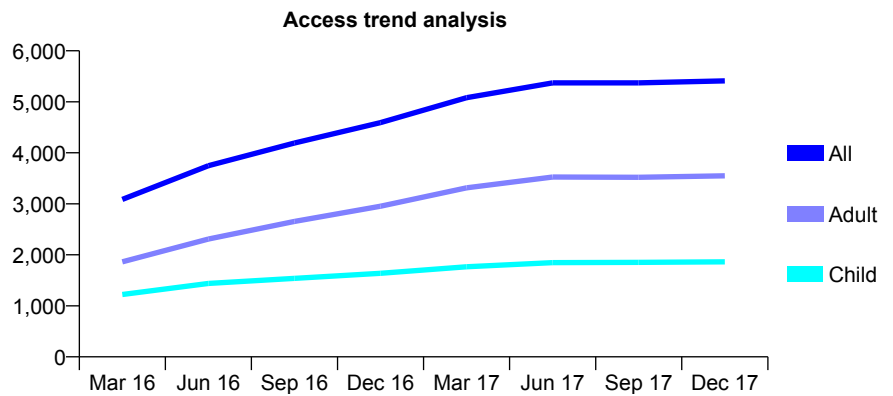
Q62 - Vital Signs At a Glance Contract Report for 155217/0001 - December 2017

Name or company name	Mr P. S. Sanehi & Mr A. K. Mirza
Contract type name	GDS Contract
Purpose of contract	General
Contract start date	01/04/2015
Contract end date	

17/18 Contracted general activity (UDA)	19,605
Carry forward general activity (UDA)	-152
17/18 Contracted orthodontic activity (UOA)	0
Carry forward orthodontic activity (UOA)	0
Baseline contract value	£641,612.88

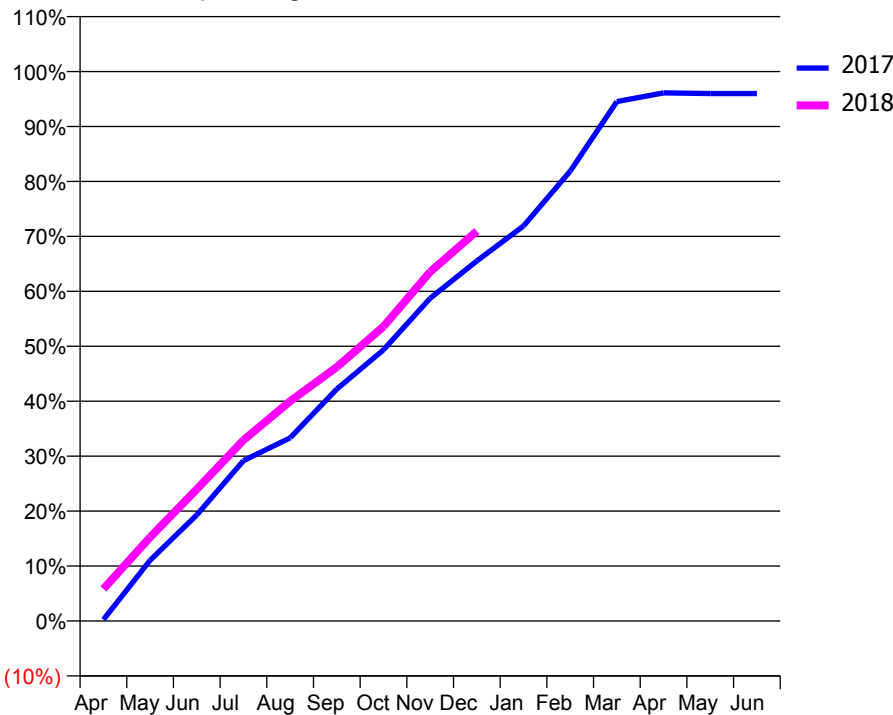
ACCESS*

Patients seen in 24 months	Total	Change since previous quarter
Quarter ending December 2016	4,591	
Quarter ending March 2017	5,082	↑
Quarter ending June 2017	5,372	↑
Quarter ending September 2017	5,371	→
Quarter ending December 2017	5,411	→
Variance since December 2016	17.9%	↑



ACTIVITY

Cumulative percentage of contracted UDA delivered 2017 & 2018



Month	Adjusted Scheduled Activity (UDA)	
	2017	2018
April	49	1,145
May	2,168	2,990
June	3,784	4,703
July	5,720	6,453
August	6,534	7,845
September	8,278	9,061
October	9,673	10,505
November	11,516	12,455
December	12,850	13,909
January	14,096	
February	16,048	
March	18,534	
April	18,840	
May	18,819	
June	18,821	

QUALITY

	Quantity	Base Number	Contract	AT	Region	England
% of FP17s for the same patient ID Re-attending within 3 months - Children	139	1,796	7.7%	10.0%	11.6%	12.0%
% of FP17s for the same patient ID Re-attending within 3 months - Adults	444	2,757	16.1%	15.6%	16.7%	15.9%
% of FP17s for the same patient ID Re-attending between 3 & 9 months - Children	920	1,796	51.2%	47.0%	47.3%	58.0%
% of FP17s for the same patient ID Re-attending between 3 & 9 months - Adults	890	2,757	32.3%	37.8%	38.3%	50.5%
% of FP17s for Band 1 Urgent Courses	874	4,453	19.6%	10.9%	10.5%	9.0%
% of FP17s Relating to Free Repair or Replacements	0	4,453	0.0%	0.6%	0.6%	0.8%
% of FP17s Relating to Continuations	3	4,453	0.1%	0.6%	0.8%	1.1%
% of Patients satisfied with the dentistry they have received	0	0	N/A	88.1%	89.0%	91.5%
% of Patients satisfied with the time they had to wait for an appointment	0	0	N/A	83.4%	84.2%	87.9%

* This is based on patients treated on this contract for their most recent course of treatment. Figures in italics indicate the base number of FP17s or Patient Questionnaire responses are less than 100. N/A is shown where the base number of responses is less than 10 during the period. % is calculated as Quantity/Base number*100

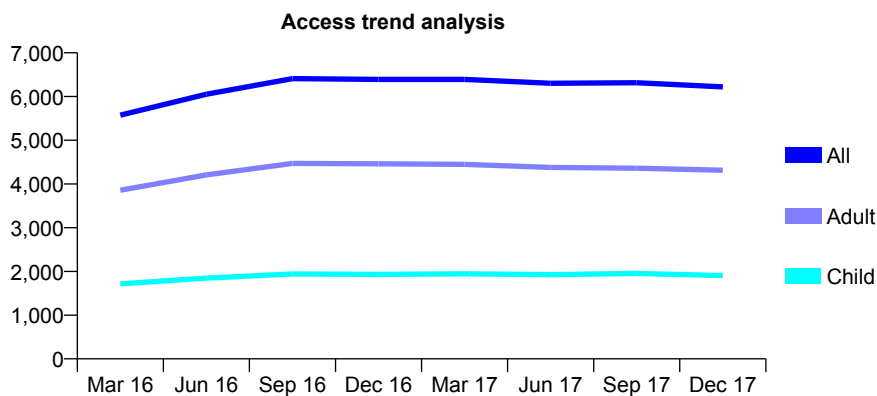
Q62 - Vital Signs At a Glance Contract Report for 157309/0001 - December 2017

Name or company name	Ms Urvi Shah and Ms Jilna Shah
Contract type name	GDS Contract
Purpose of contract	General
Contract start date	01/10/2014
Contract end date	

17/18 Contracted general activity (UDA)	17,729
Carry forward general activity (UDA)	455
17/18 Contracted orthodontic activity (UOA)	0
Carry forward orthodontic activity (UOA)	0
Baseline contract value	£441,651.35

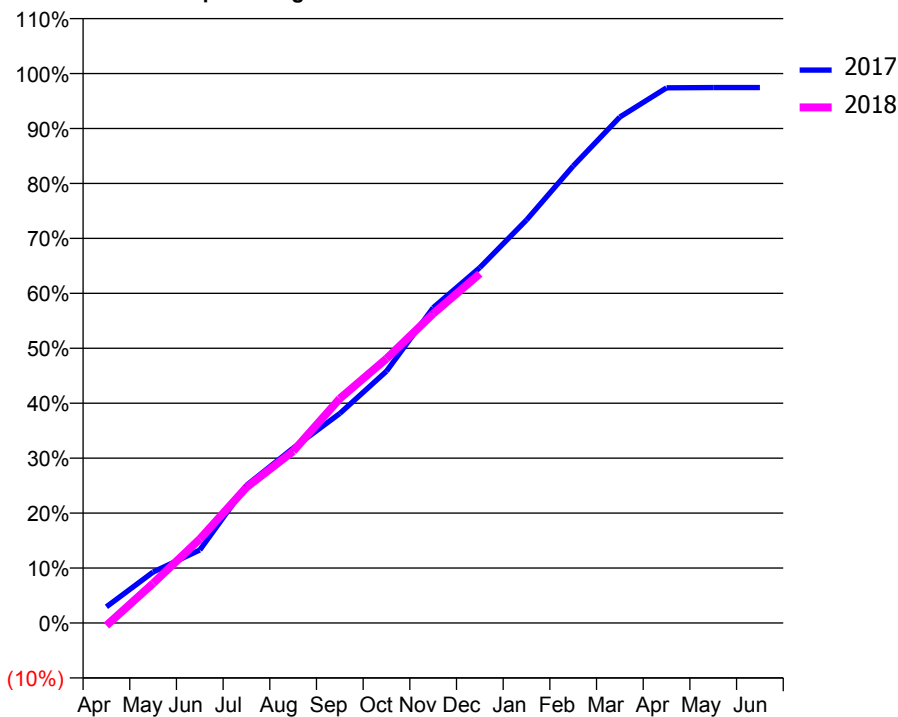
ACCESS*

Patients seen in 24 months	Total	Change since previous quarter
Quarter ending December 2016	6,393	
Quarter ending March 2017	6,392	→
Quarter ending June 2017	6,302	↓
Quarter ending September 2017	6,314	→
Quarter ending December 2017	6,220	↓
Variance since December 2016	(2.7%)	↓



ACTIVITY

Cumulative percentage of contracted UDA delivered 2017 & 2018



Month	Adjusted Scheduled Activity (UDA)	
	2017	2018
April	523	-85
May	1,647	1,278
June	2,355	2,707
July	4,441	4,379
August	5,642	5,544
September	6,762	7,241
October	8,124	8,528
November	10,173	9,981
December	11,470	11,271
January	13,002	
February	14,748	
March	16,325	
April	17,267	
May	17,274	
June	17,274	

QUALITY

	Quantity	Base Number	Contract	AT	Region	England
% of FP17s for the same patient ID Re-attending within 3 months - Children	222	2,134	10.4%	10.0%	11.6%	12.0%
% of FP17s for the same patient ID Re-attending within 3 months - Adults	814	4,105	19.8%	15.6%	16.7%	15.9%
% of FP17s for the same patient ID Re-attending between 3 & 9 months - Children	1,128	2,134	52.9%	47.0%	47.3%	58.0%
% of FP17s for the same patient ID Re-attending between 3 & 9 months - Adults	1,650	4,105	40.2%	37.8%	38.3%	50.5%
% of FP17s for Band 1 Urgent Courses	879	5,343	16.5%	10.9%	10.5%	9.0%
% of FP17s Relating to Free Repair or Replacements	37	5,343	0.7%	0.6%	0.6%	0.8%
% of FP17s Relating to Continuations	50	5,343	0.9%	0.6%	0.8%	1.1%
% of Patients satisfied with the dentistry they have received	4	4	N/A	88.1%	89.0%	91.5%
% of Patients satisfied with the time they had to wait for an appointment	4	4	N/A	83.4%	84.2%	87.9%

* This is based on patients treated on this contract for their most recent course of treatment. Figures in italics indicate the base number of FP17s or Patient Questionnaire responses are less than 100. N/A is shown where the base number of responses is less than 10 during the period. % is calculated as Quantity/Base number*100

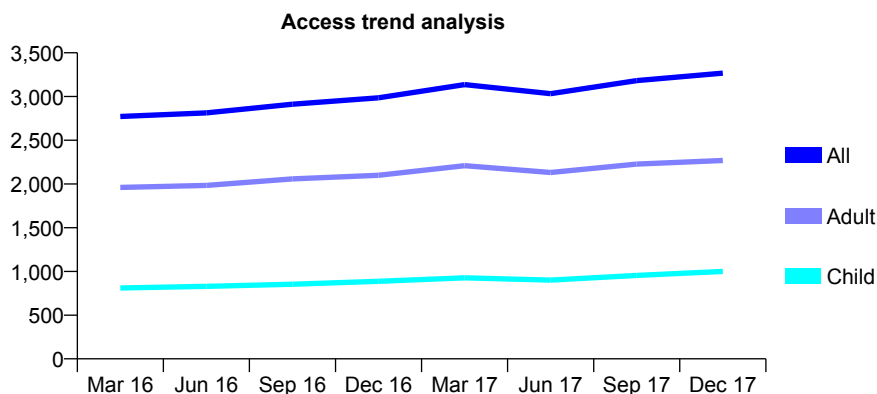
Q62 - Vital Signs At a Glance Contract Report for 157414/0001 - December 2017

Name or company name	H Patel
Contract type name	GDS Contract
Purpose of contract	General
Contract start date	01/03/2012
Contract end date	

17/18 Contracted general activity (UDA)	6,000
Carry forward general activity (UDA)	0
17/18 Contracted orthodontic activity (UOA)	0
Carry forward orthodontic activity (UOA)	0
Baseline contract value	£139,403.89

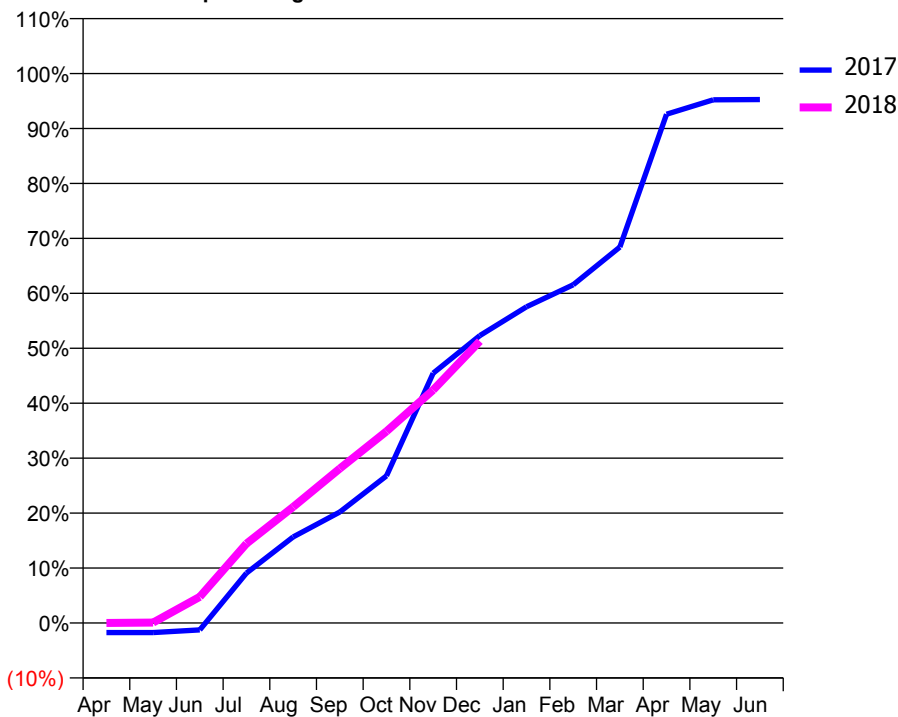
ACCESS*

Patients seen in 24 months	Total	Change since previous quarter
Quarter ending December 2016	2,986	
Quarter ending March 2017	3,136	↑
Quarter ending June 2017	3,033	↓
Quarter ending September 2017	3,182	↑
Quarter ending December 2017	3,267	↑
Variance since December 2016	9.4%	↑



ACTIVITY

Cumulative percentage of contracted UDA delivered 2017 & 2018



Month	Adjusted Scheduled Activity (UDA)	
	2017	2018
April	-105	0
May	-105	5
June	-77	285
July	546	867
August	940	1,268
September	1,212	1,686
October	1,607	2,093
November	2,728	2,544
December	3,139	3,078
January	3,453	
February	3,694	
March	4,105	
April	5,555	
May	5,712	
June	5,715	

QUALITY

	Quantity	Base Number	Contract	AT	Region	England
% of FP17s for the same patient ID Re-attending within 3 months - Children	35	1,048	3.3%	10.0%	11.6%	12.0%
% of FP17s for the same patient ID Re-attending within 3 months - Adults	127	1,763	7.2%	15.6%	16.7%	15.9%
% of FP17s for the same patient ID Re-attending between 3 & 9 months - Children	537	1,048	51.2%	47.0%	47.3%	58.0%
% of FP17s for the same patient ID Re-attending between 3 & 9 months - Adults	564	1,763	32.0%	37.8%	38.3%	50.5%
% of FP17s for Band 1 Urgent Courses	85	1,726	4.9%	10.9%	10.5%	9.0%
% of FP17s Relating to Free Repair or Replacements	1	1,726	0.1%	0.6%	0.6%	0.8%
% of FP17s Relating to Continuations	5	1,726	0.3%	0.6%	0.8%	1.1%
% of Patients satisfied with the dentistry they have received	1	1	N/A	88.1%	89.0%	91.5%
% of Patients satisfied with the time they had to wait for an appointment	1	1	N/A	83.4%	84.2%	87.9%

* This is based on patients treated on this contract for their most recent course of treatment. Figures in italics indicate the base number of FP17s or Patient Questionnaire responses are less than 100. N/A is shown where the base number of responses is less than 10 during the period. % is calculated as Quantity/Base number*100

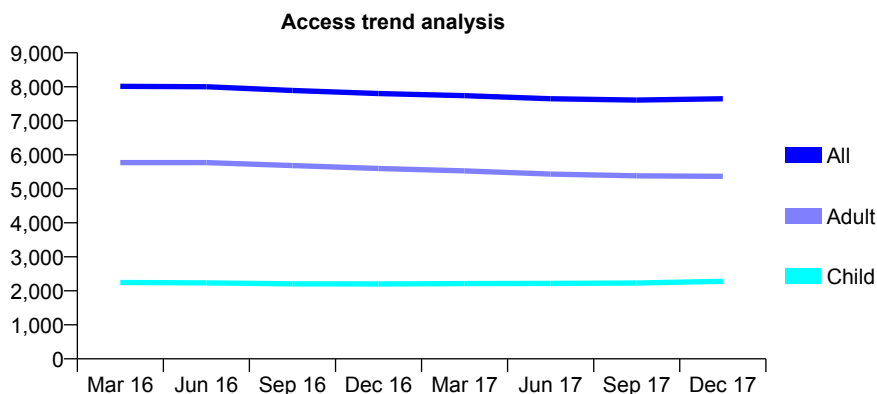
Q62 - Vital Signs At a Glance Contract Report for 158844/0001 - December 2017

Name or company name	Dr. Y. Nanavati & Dr. T. Mirza
Contract type name	GDS Contract
Purpose of contract	General
Contract start date	01/10/2012
Contract end date	

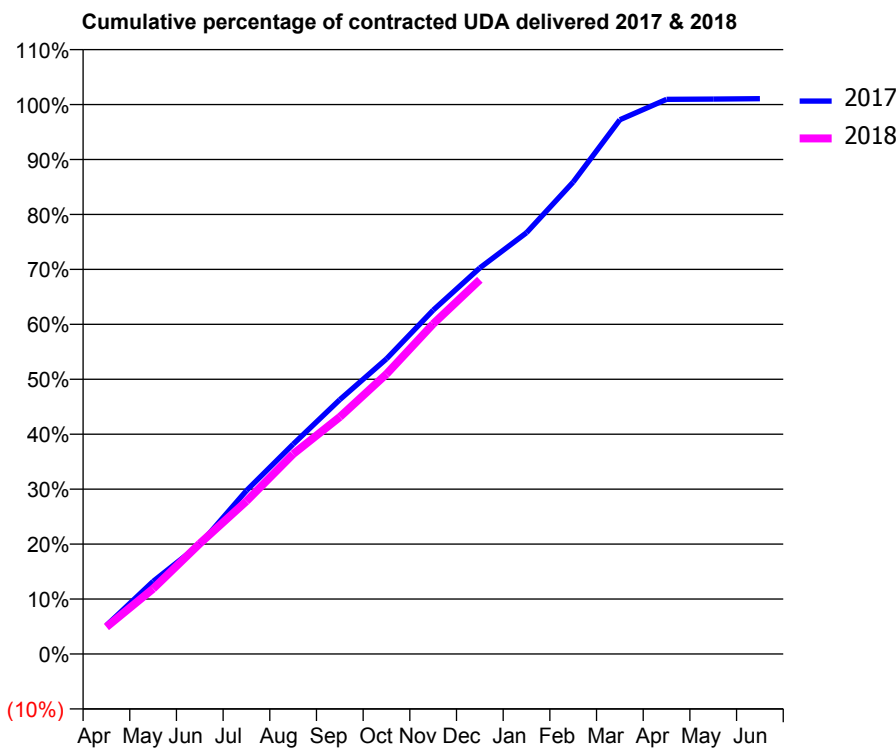
17/18 Contracted general activity (UDA)	24,603
Carry forward general activity (UDA)	-261
17/18 Contracted orthodontic activity (UOA)	0
Carry forward orthodontic activity (UOA)	0
Baseline contract value	£648,607.55

ACCESS*

Patients seen in 24 months	Total	Change since previous quarter
Quarter ending December 2016	7,800	
Quarter ending March 2017	7,739	→
Quarter ending June 2017	7,649	↓
Quarter ending September 2017	7,611	→
Quarter ending December 2017	7,648	→
Variance since December 2016	(1.9%)	↓



ACTIVITY



Month	Adjusted Scheduled Activity (UDA)	
	2017	2018
April	1,280	1,210
May	3,251	2,924
June	4,912	4,948
July	7,314	6,844
August	9,394	8,954
September	11,390	10,609
October	13,215	12,535
November	15,395	14,778
December	17,290	16,758
January	18,865	
February	21,132	
March	23,922	
April	24,835	
May	24,845	
June	24,864	

QUALITY

	Quantity	Base Number	Contract	AT	Region	England
% of FP17s for the same patient ID Re-attending within 3 months - Children	98	2,115	4.6%	10.0%	11.6%	12.0%
% of FP17s for the same patient ID Re-attending within 3 months - Adults	619	4,553	13.6%	15.6%	16.7%	15.9%
% of FP17s for the same patient ID Re-attending between 3 & 9 months - Children	1,070	2,115	50.6%	47.0%	47.3%	58.0%
% of FP17s for the same patient ID Re-attending between 3 & 9 months - Adults	1,981	4,553	43.5%	37.8%	38.3%	50.5%
% of FP17s for Band 1 Urgent Courses	470	6,323	7.4%	10.9%	10.5%	9.0%
% of FP17s Relating to Free Repair or Replacements	44	6,323	0.7%	0.6%	0.6%	0.8%
% of FP17s Relating to Continuations	29	6,323	0.5%	0.6%	0.8%	1.1%
% of Patients satisfied with the dentistry they have received	9	9	N/A	88.1%	89.0%	91.5%
% of Patients satisfied with the time they had to wait for an appointment	7	9	N/A	83.4%	84.2%	87.9%

* This is based on patients treated on this contract for their most recent course of treatment. Figures in italics indicate the base number of FP17s or Patient Questionnaire responses are less than 100. N/A is shown where the base number of responses is less than 10 during the period. % is calculated as Quantity/Base number*100

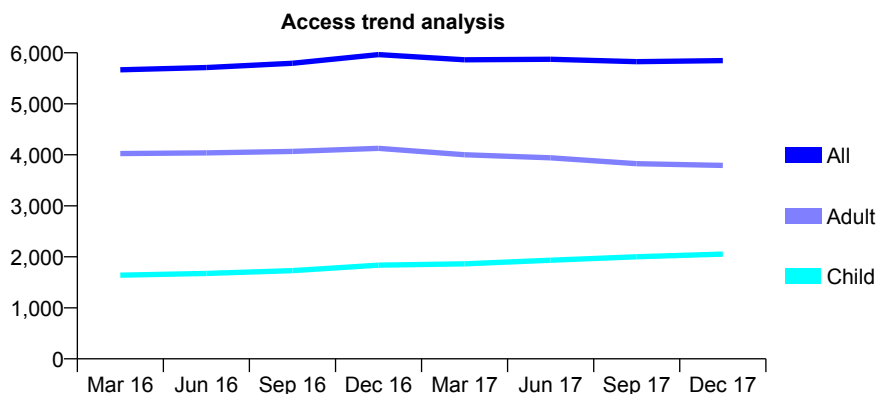
Q62 - Vital Signs At a Glance Contract Report for 159042/0001 - December 2017

Name or company name	Surgery@102 Limited
Contract type name	GDS Contract
Purpose of contract	General
Contract start date	01/01/2011
Contract end date	

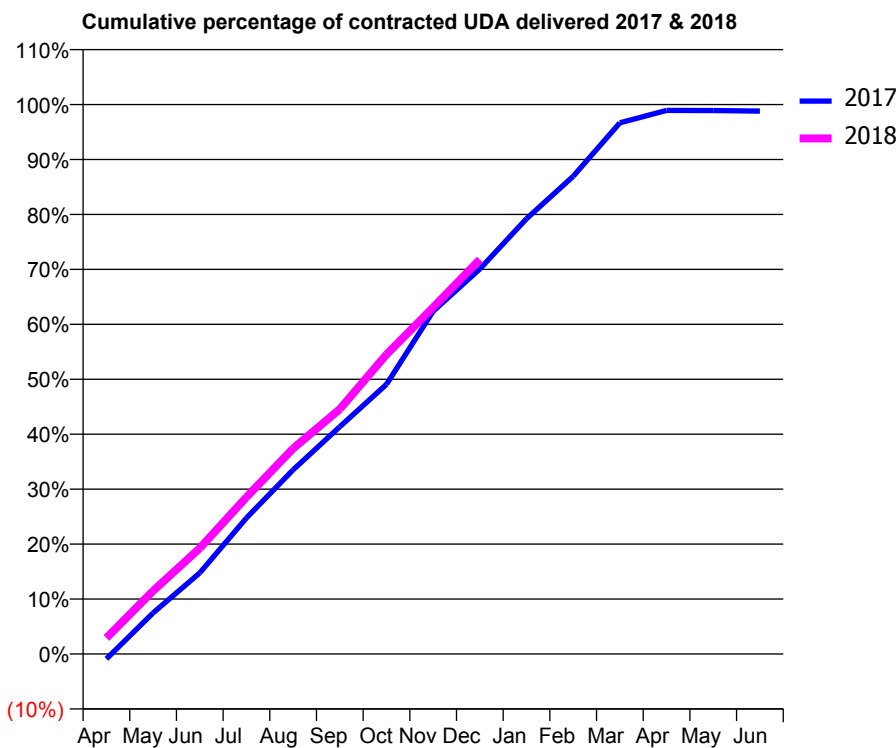
17/18 Contracted general activity (UDA)	13,347
Carry forward general activity (UDA)	160
17/18 Contracted orthodontic activity (UOA)	0
Carry forward orthodontic activity (UOA)	0
Baseline contract value	£354,814.69

ACCESS*

Patients seen in 24 months	Total	Change since previous quarter
Quarter ending December 2016	5,965	
Quarter ending March 2017	5,862	↓
Quarter ending June 2017	5,874	→
Quarter ending September 2017	5,825	→
Quarter ending December 2017	5,847	→
Variance since December 2016	(2.0%)	↓



ACTIVITY



Month	Adjusted Scheduled Activity (UDA)	
	2017	2018
April	-121	391
May	1,000	1,533
June	1,971	2,570
July	3,307	3,812
August	4,473	4,992
September	5,521	5,950
October	6,549	7,277
November	8,325	8,419
December	9,352	9,584
January	10,574	
February	11,604	
March	12,903	
April	13,203	
May	13,200	
June	13,187	

QUALITY

	Quantity	Base Number	Contract	AT	Region	England
% of FP17s for the same patient ID Re-attending within 3 months - Children	154	1,931	8.0%	10.0%	11.6%	12.0%
% of FP17s for the same patient ID Re-attending within 3 months - Adults	544	2,670	20.4%	15.6%	16.7%	15.9%
% of FP17s for the same patient ID Re-attending between 3 & 9 months - Children	901	1,931	46.7%	47.0%	47.3%	58.0%
% of FP17s for the same patient ID Re-attending between 3 & 9 months - Adults	769	2,670	28.8%	37.8%	38.3%	50.5%
% of FP17s for Band 1 Urgent Courses	639	3,987	16.0%	10.9%	10.5%	9.0%
% of FP17s Relating to Free Repair or Replacements	18	3,987	0.5%	0.6%	0.6%	0.8%
% of FP17s Relating to Continuations	28	3,987	0.7%	0.6%	0.8%	1.1%
% of Patients satisfied with the dentistry they have received	6	7	N/A	88.1%	89.0%	91.5%
% of Patients satisfied with the time they had to wait for an appointment	6	7	N/A	83.4%	84.2%	87.9%

* This is based on patients treated on this contract for their most recent course of treatment. Figures in italics indicate the base number of FP17s or Patient Questionnaire responses are less than 100. N/A is shown where the base number of responses is less than 10 during the period. % is calculated as Quantity/Base number*100

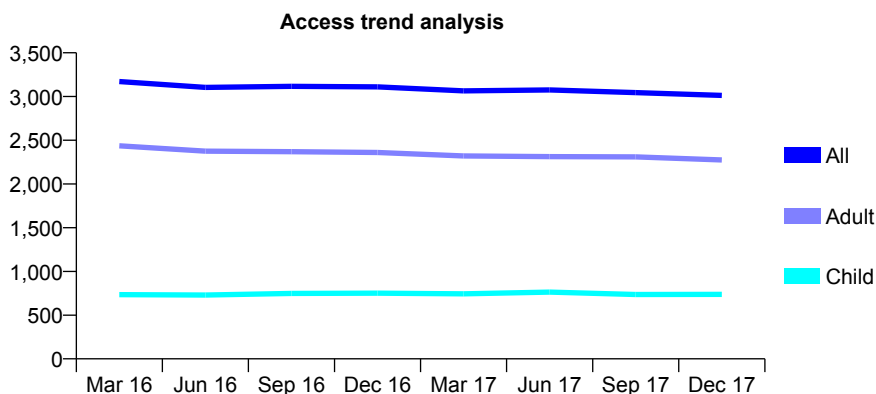
Q62 - Vital Signs At a Glance Contract Report for 159271/0001 - December 2017

Name or company name	Dr. K. Patel
Contract type name	GDS Contract
Purpose of contract	General
Contract start date	01/11/2012
Contract end date	

17/18 Contracted general activity (UDA)	7,685
Carry forward general activity (UDA)	-133
17/18 Contracted orthodontic activity (UOA)	0
Carry forward orthodontic activity (UOA)	0
Baseline contract value	£221,053.82

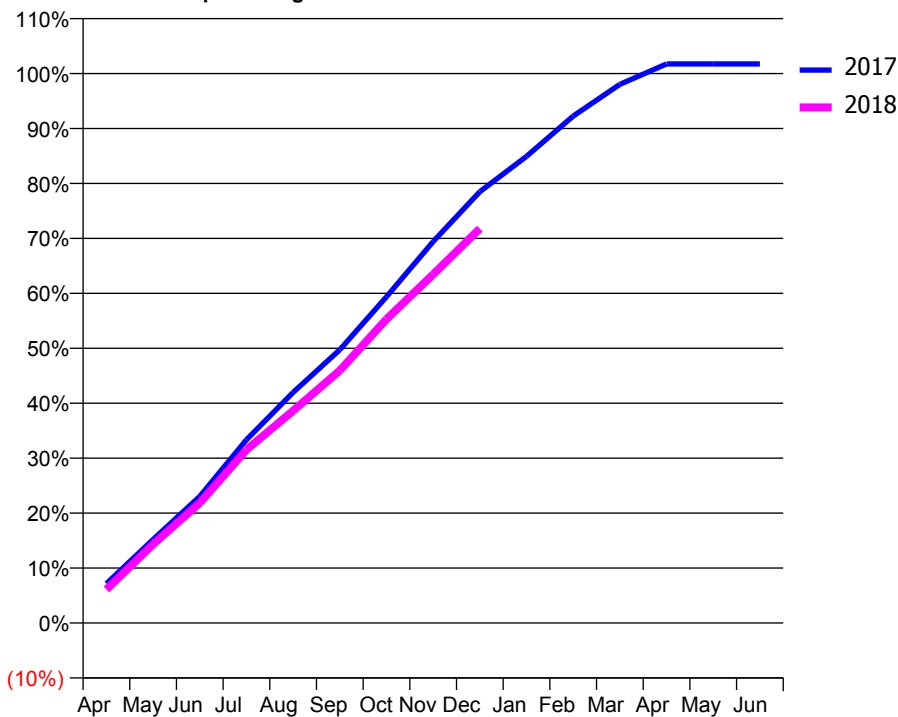
ACCESS*

Patients seen in 24 months	Total	Change since previous quarter
Quarter ending December 2016	3,111	
Quarter ending March 2017	3,064	↓
Quarter ending June 2017	3,076	→
Quarter ending September 2017	3,045	↓
Quarter ending December 2017	3,013	↓
Variance since December 2016	(3.2%)	↓



ACTIVITY

Cumulative percentage of contracted UDA delivered 2017 & 2018



Month	Adjusted Scheduled Activity (UDA)	
	2017	2018
April	550	469
May	1,169	1,102
June	1,770	1,680
July	2,563	2,424
August	3,225	2,968
September	3,822	3,531
October	4,563	4,250
November	5,335	4,875
December	6,031	5,515
January	6,526	
February	7,090	
March	7,534	
April	7,818	
May	7,818	
June	7,818	

QUALITY

	Quantity	Base Number	Contract	AT	Region	England
% of FP17s for the same patient ID Re-attending within 3 months - Children	38	702	5.4%	10.0%	11.6%	12.0%
% of FP17s for the same patient ID Re-attending within 3 months - Adults	321	2,200	14.6%	15.6%	16.7%	15.9%
% of FP17s for the same patient ID Re-attending between 3 & 9 months - Children	350	702	49.9%	47.0%	47.3%	58.0%
% of FP17s for the same patient ID Re-attending between 3 & 9 months - Adults	1,046	2,200	47.5%	37.8%	38.3%	50.5%
% of FP17s for Band 1 Urgent Courses	259	2,731	9.5%	10.9%	10.5%	9.0%
% of FP17s Relating to Free Repair or Replacements	12	2,731	0.4%	0.6%	0.6%	0.8%
% of FP17s Relating to Continuations	43	2,731	1.6%	0.6%	0.8%	1.1%
% of Patients satisfied with the dentistry they have received	4	4	N/A	88.1%	89.0%	91.5%
% of Patients satisfied with the time they had to wait for an appointment	4	4	N/A	83.4%	84.2%	87.9%

* This is based on patients treated on this contract for their most recent course of treatment. Figures in italics indicate the base number of FP17s or Patient Questionnaire responses are less than 100. N/A is shown where the base number of responses is less than 10 during the period. % is calculated as Quantity/Base number*100

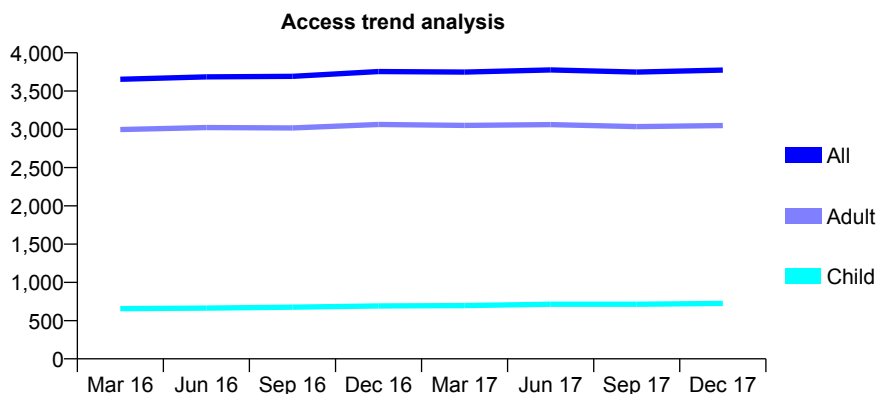
Q62 - Vital Signs At a Glance Contract Report for 159328/0001 - December 2017

Name or company name	Bhuva Dental Surgery - Pinner
Contract type name	GDS Contract
Purpose of contract	General
Contract start date	01/04/2014
Contract end date	

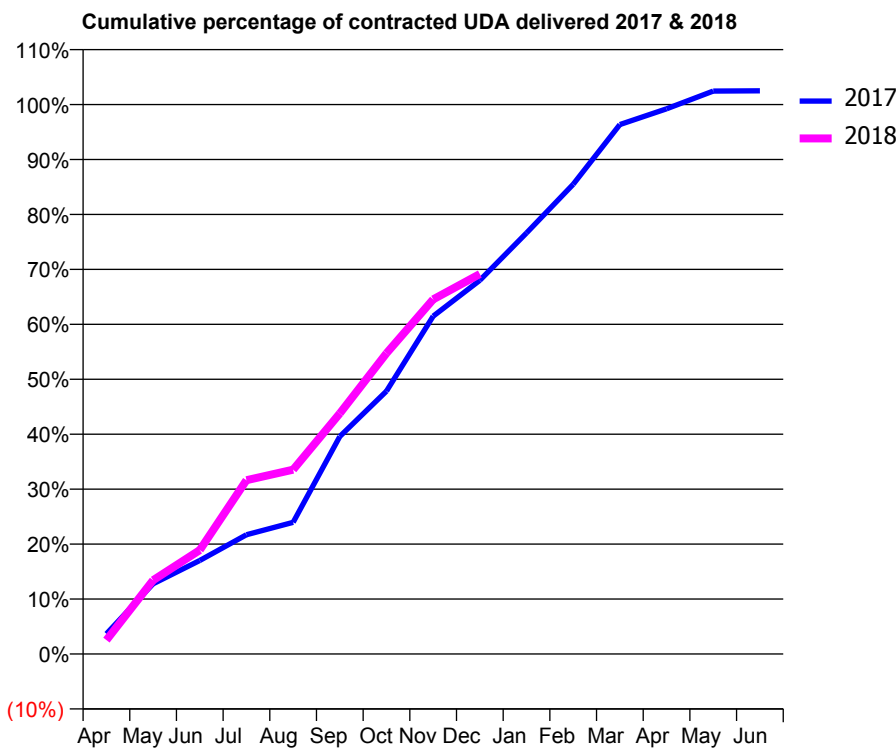
17/18 Contracted general activity (UDA)	7,956
Carry forward general activity (UDA)	-159
17/18 Contracted orthodontic activity (UOA)	0
Carry forward orthodontic activity (UOA)	0
Baseline contract value	£220,220.02

ACCESS*

Patients seen in 24 months	Total	Change since previous quarter
Quarter ending December 2016	3,755	
Quarter ending March 2017	3,748	→
Quarter ending June 2017	3,776	→
Quarter ending September 2017	3,749	→
Quarter ending December 2017	3,774	→
Variance since December 2016	0.5%	→



ACTIVITY



Month	Adjusted Scheduled Activity (UDA)	
	2017	2018
April	292	202
May	1,016	1,068
June	1,355	1,505
July	1,728	2,516
August	1,907	2,668
September	3,150	3,484
October	3,807	4,354
November	4,892	5,134
December	5,412	5,501
January	6,096	
February	6,801	
March	7,666	
April	7,894	
May	8,151	
June	8,154	

QUALITY

	Quantity	Base Number	Contract	AT	Region	England
% of FP17s for the same patient ID Re-attending within 3 months - Children	32	793	4.0%	10.0%	11.6%	12.0%
% of FP17s for the same patient ID Re-attending within 3 months - Adults	130	2,814	4.6%	15.6%	16.7%	15.9%
% of FP17s for the same patient ID Re-attending between 3 & 9 months - Children	514	793	64.8%	47.0%	47.3%	58.0%
% of FP17s for the same patient ID Re-attending between 3 & 9 months - Adults	1,824	2,814	64.8%	37.8%	38.3%	50.5%
% of FP17s for Band 1 Urgent Courses	72	3,328	2.2%	10.9%	10.5%	9.0%
% of FP17s Relating to Free Repair or Replacements	5	3,328	0.2%	0.6%	0.6%	0.8%
% of FP17s Relating to Continuations	0	3,328	0.0%	0.6%	0.8%	1.1%
% of Patients satisfied with the dentistry they have received	6	8	N/A	88.1%	89.0%	91.5%
% of Patients satisfied with the time they had to wait for an appointment	6	8	N/A	83.4%	84.2%	87.9%

* This is based on patients treated on this contract for their most recent course of treatment. Figures in italics indicate the base number of FP17s or Patient Questionnaire responses are less than 100. N/A is shown where the base number of responses is less than 10 during the period. % is calculated as Quantity/Base number*100

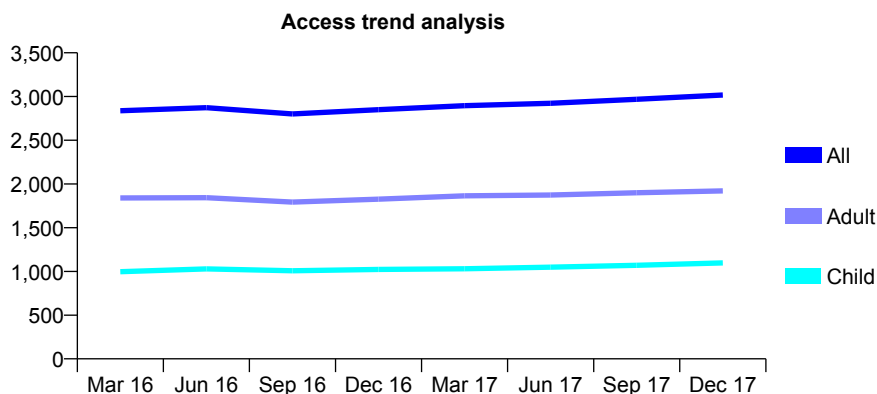
Q62 - Vital Signs At a Glance Contract Report for 160210/0001 - December 2017

Name or company name	Dr. H. Shakir & Dr. M. Eyrumlu
Contract type name	GDS Contract
Purpose of contract	General
Contract start date	01/11/2012
Contract end date	

17/18 Contracted general activity (UDA)	9,436
Carry forward general activity (UDA)	0
17/18 Contracted orthodontic activity (UOA)	0
Carry forward orthodontic activity (UOA)	0
Baseline contract value	£385,467.27

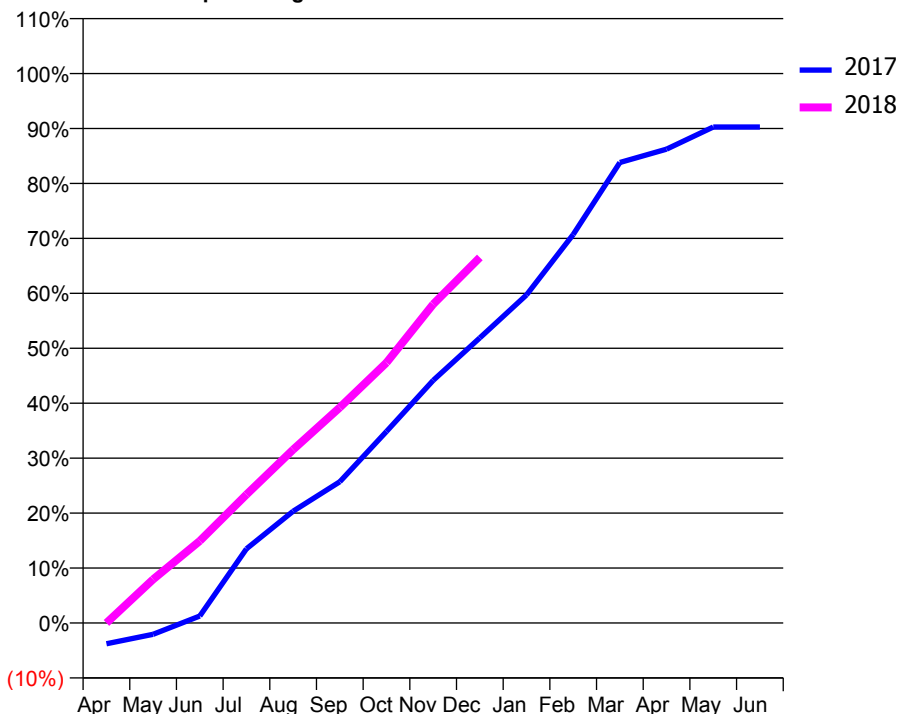
ACCESS*

Patients seen in 24 months	Total	Change since previous quarter
Quarter ending December 2016	2,850	
Quarter ending March 2017	2,895	→
Quarter ending June 2017	2,923	→
Quarter ending September 2017	2,969	→
Quarter ending December 2017	3,018	→
Variance since December 2016	5.9%	↑



ACTIVITY

Cumulative percentage of contracted UDA delivered 2017 & 2018



Month	Adjusted Scheduled Activity (UDA)	
	2017	2018
April	-358	0
May	-197	749
June	120	1,409
July	1,274	2,206
August	1,921	2,978
September	2,425	3,701
October	3,290	4,471
November	4,167	5,474
December	4,896	6,278
January	5,635	
February	6,671	
March	7,907	
April	8,137	
May	8,517	
June	8,517	

QUALITY

	Quantity	Base Number	Contract	AT	Region	England
% of FP17s for the same patient ID Re-attending within 3 months - Children	71	993	7.2%	10.0%	11.6%	12.0%
% of FP17s for the same patient ID Re-attending within 3 months - Adults	206	1,444	14.3%	15.6%	16.7%	15.9%
% of FP17s for the same patient ID Re-attending between 3 & 9 months - Children	454	993	45.7%	47.0%	47.3%	58.0%
% of FP17s for the same patient ID Re-attending between 3 & 9 months - Adults	430	1,444	29.8%	37.8%	38.3%	50.5%
% of FP17s for Band 1 Urgent Courses	345	2,290	15.1%	10.9%	10.5%	9.0%
% of FP17s Relating to Free Repair or Replacements	4	2,290	0.2%	0.6%	0.6%	0.8%
% of FP17s Relating to Continuations	21	2,290	0.9%	0.6%	0.8%	1.1%
% of Patients satisfied with the dentistry they have received	1	1	N/A	88.1%	89.0%	91.5%
% of Patients satisfied with the time they had to wait for an appointment	1	1	N/A	83.4%	84.2%	87.9%

* This is based on patients treated on this contract for their most recent course of treatment. Figures in italics indicate the base number of FP17s or Patient Questionnaire responses are less than 100. N/A is shown where the base number of responses is less than 10 during the period. % is calculated as Quantity/Base number*100

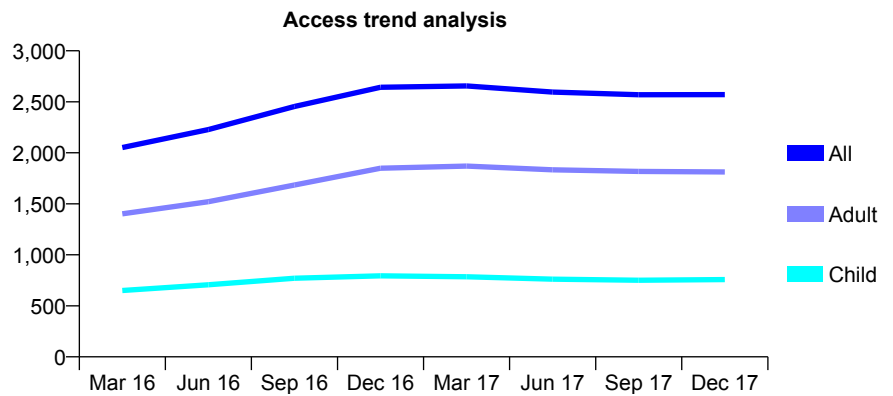
Q62 - Vital Signs At a Glance Contract Report for 160423/0001 - December 2017

Name or company name	Mr Neil Paryani & Ms Poonam Paryani
Contract type name	GDS Contract
Purpose of contract	General
Contract start date	01/01/2015
Contract end date	

17/18 Contracted general activity (UDA)	8,179
Carry forward general activity (UDA)	-130
17/18 Contracted orthodontic activity (UOA)	0
Carry forward orthodontic activity (UOA)	0
Baseline contract value	£229,331.91

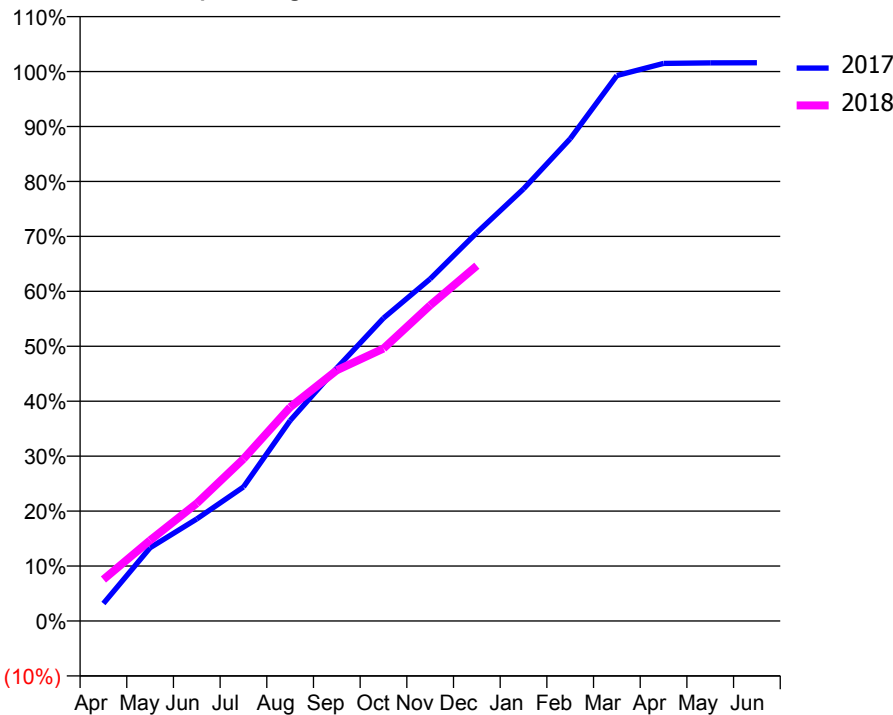
ACCESS*

Patients seen in 24 months	Total	Change since previous quarter
Quarter ending December 2016	2,643	
Quarter ending March 2017	2,655	→
Quarter ending June 2017	2,595	↓
Quarter ending September 2017	2,569	↓
Quarter ending December 2017	2,570	→
Variance since December 2016	(2.8%)	↓



ACTIVITY

Cumulative percentage of contracted UDA delivered 2017 & 2018



Month	Adjusted Scheduled Activity (UDA)	
	2017	2018
April	261	617
May	1,091	1,203
June	1,519	1,752
July	1,995	2,413
August	2,983	3,183
September	3,767	3,732
October	4,509	4,056
November	5,092	4,700
December	5,780	5,288
January	6,432	
February	7,178	
March	8,119	
April	8,300	
May	8,308	
June	8,309	

QUALITY

	Quantity	Base Number	Contract	AT	Region	England
% of FP17s for the same patient ID Re-attending within 3 months - Children	109	741	14.7%	10.0%	11.6%	12.0%
% of FP17s for the same patient ID Re-attending within 3 months - Adults	300	1,332	22.5%	15.6%	16.7%	15.9%
% of FP17s for the same patient ID Re-attending between 3 & 9 months - Children	342	741	46.2%	47.0%	47.3%	58.0%
% of FP17s for the same patient ID Re-attending between 3 & 9 months - Adults	431	1,332	32.4%	37.8%	38.3%	50.5%
% of FP17s for Band 1 Urgent Courses	334	2,004	16.7%	10.9%	10.5%	9.0%
% of FP17s Relating to Free Repair or Replacements	22	2,004	1.1%	0.6%	0.6%	0.8%
% of FP17s Relating to Continuations	5	2,004	0.2%	0.6%	0.8%	1.1%
% of Patients satisfied with the dentistry they have received	3	3	N/A	88.1%	89.0%	91.5%
% of Patients satisfied with the time they had to wait for an appointment	2	3	N/A	83.4%	84.2%	87.9%

* This is based on patients treated on this contract for their most recent course of treatment. Figures in italics indicate the base number of FP17s or Patient Questionnaire responses are less than 100. N/A is shown where the base number of responses is less than 10 during the period. % is calculated as Quantity/Base number*100

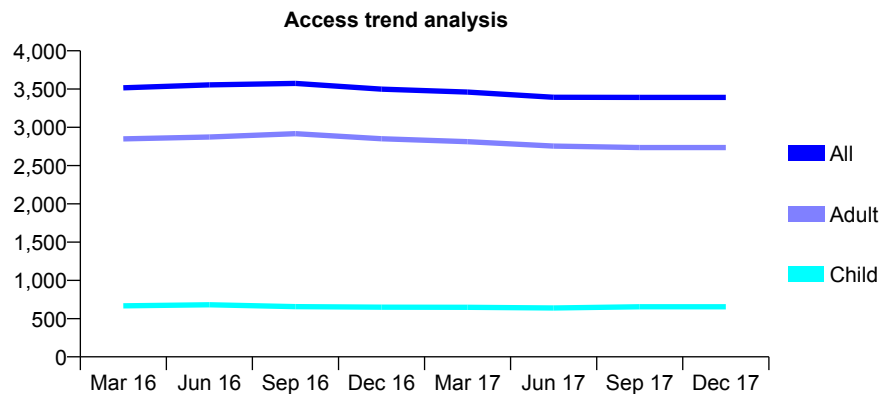
Q62 - Vital Signs At a Glance Contract Report for 161055/0001 - December 2017

Name or company name	Dental Magic (Care) Ltd
Contract type name	PDS Plus Contract
Purpose of contract	General
Contract start date	01/04/2010
Contract end date	31/03/2020

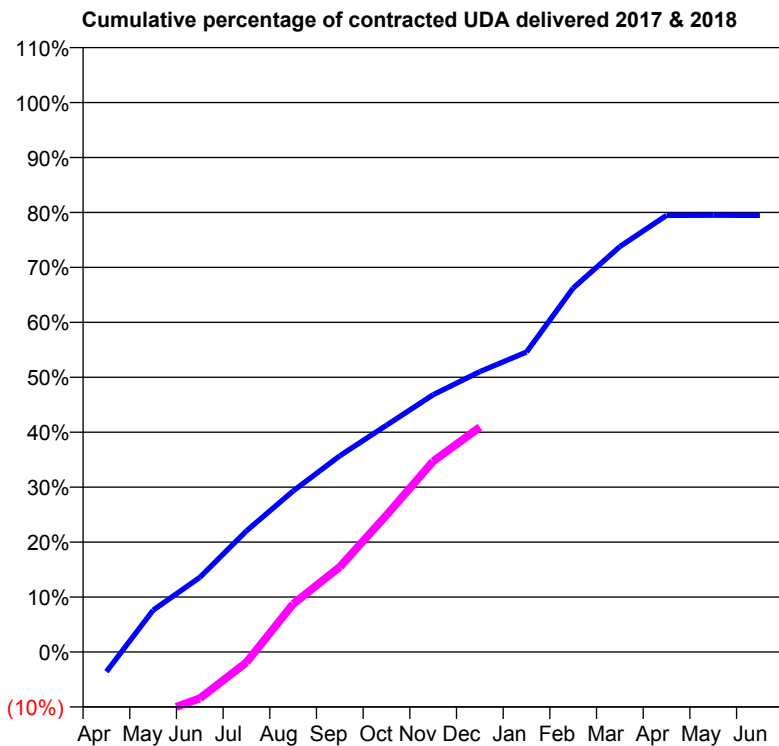
17/18 Contracted general activity (UDA)	14,779
Carry forward general activity (UDA)	3,035
17/18 Contracted orthodontic activity (UOA)	0
Carry forward orthodontic activity (UOA)	0
Baseline contract value	£382,662.03

ACCESS*

Patients seen in 24 months	Total	Change since previous quarter
Quarter ending December 2016	3,499	
Quarter ending March 2017	3,461	↓
Quarter ending June 2017	3,392	↓
Quarter ending September 2017	3,391	→
Quarter ending December 2017	3,390	→
Variance since December 2016	(3.1%)	↓



ACTIVITY



Month	Adjusted Scheduled Activity (UDA)	
	2017	2018
April	-532	-2,587
May	1,125	-1,706
June	2,005	-1,249
July	3,259	-281
August	4,331	1,293
September	5,277	2,288
October	6,100	3,680
November	6,920	5,131
December	7,541	6,048
January	8,068	
February	9,789	
March	10,903	
April	11,744	
May	11,747	
June	11,744	

QUALITY

	Quantity	Base Number	Contract	AT	Region	England
% of FP17s for the same patient ID Re-attending within 3 months - Children	40	544	7.4%	10.0%	11.6%	12.0%
% of FP17s for the same patient ID Re-attending within 3 months - Adults	436	2,453	17.8%	15.6%	16.7%	15.9%
% of FP17s for the same patient ID Re-attending between 3 & 9 months - Children	242	544	44.5%	47.0%	47.3%	58.0%
% of FP17s for the same patient ID Re-attending between 3 & 9 months - Adults	953	2,453	38.9%	37.8%	38.3%	50.5%
% of FP17s for Band 1 Urgent Courses	406	2,752	14.8%	10.9%	10.5%	9.0%
% of FP17s Relating to Free Repair or Replacements	25	2,752	0.9%	0.6%	0.6%	0.8%
% of FP17s Relating to Continuations	6	2,752	0.2%	0.6%	0.8%	1.1%
% of Patients satisfied with the dentistry they have received	6	7	N/A	88.1%	89.0%	91.5%
% of Patients satisfied with the time they had to wait for an appointment	5	7	N/A	83.4%	84.2%	87.9%

* This is based on patients treated on this contract for their most recent course of treatment. Figures in italics indicate the base number of FP17s or Patient Questionnaire responses are less than 100. N/A is shown where the base number of responses is less than 10 during the period. % is calculated as Quantity/Base number*100

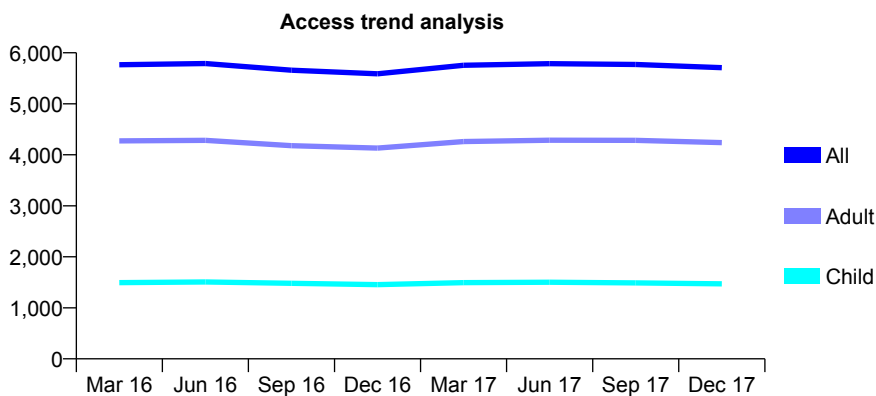
Q62 - Vital Signs At a Glance Contract Report for 164178/0001 - December 2017

Name or company name	Perfect Smile SDS
Contract type name	GDS Contract
Purpose of contract	General
Contract start date	01/01/2012
Contract end date	

17/18 Contracted general activity (UDA)	21,240
Carry forward general activity (UDA)	1,368
17/18 Contracted orthodontic activity (UOA)	0
Carry forward orthodontic activity (UOA)	0
Baseline contract value	£675,192.23

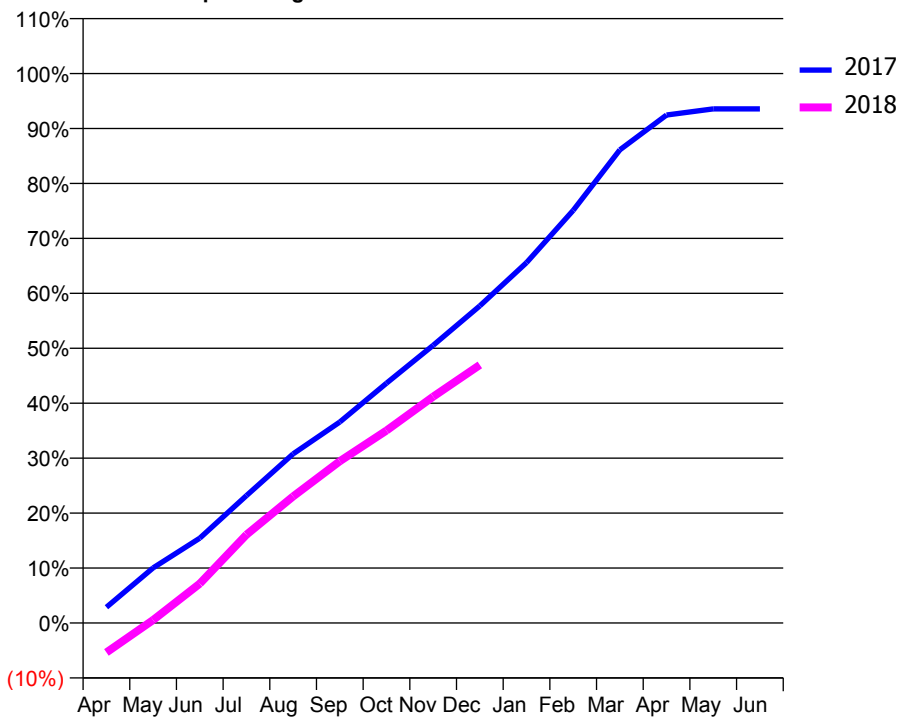
ACCESS*

Patients seen in 24 months	Total	Change since previous quarter
Quarter ending December 2016	5,587	
Quarter ending March 2017	5,756	↑
Quarter ending June 2017	5,788	→
Quarter ending September 2017	5,772	→
Quarter ending December 2017	5,708	↓
Variance since December 2016	2.2%	↑



ACTIVITY

Cumulative percentage of contracted UDA delivered 2017 & 2018



Month	Adjusted Scheduled Activity (UDA)	
	2017	2018
April	612	-1,140
May	2,131	113
June	3,281	1,521
July	4,925	3,417
August	6,541	4,896
September	7,768	6,254
October	9,269	7,440
November	10,736	8,750
December	12,260	9,976
January	13,929	
February	15,949	
March	18,290	
April	19,634	
May	19,871	
June	19,872	

QUALITY

	Quantity	Base Number	Contract	AT	Region	England
% of FP17s for the same patient ID Re-attending within 3 months - Children	95	1,095	8.7%	10.0%	11.6%	12.0%
% of FP17s for the same patient ID Re-attending within 3 months - Adults	567	3,403	16.7%	15.6%	16.7%	15.9%
% of FP17s for the same patient ID Re-attending between 3 & 9 months - Children	459	1,095	41.9%	47.0%	47.3%	58.0%
% of FP17s for the same patient ID Re-attending between 3 & 9 months - Adults	1,247	3,403	36.6%	37.8%	38.3%	50.5%
% of FP17s for Band 1 Urgent Courses	269	4,047	6.6%	10.9%	10.5%	9.0%
% of FP17s Relating to Free Repair or Replacements	39	4,047	1.0%	0.6%	0.6%	0.8%
% of FP17s Relating to Continuations	139	4,047	3.4%	0.6%	0.8%	1.1%
% of Patients satisfied with the dentistry they have received	4	5	N/A	88.1%	89.0%	91.5%
% of Patients satisfied with the time they had to wait for an appointment	3	5	N/A	83.4%	84.2%	87.9%

* This is based on patients treated on this contract for their most recent course of treatment. Figures in italics indicate the base number of FP17s or Patient Questionnaire responses are less than 100. N/A is shown where the base number of responses is less than 10 during the period. % is calculated as Quantity/Base number*100

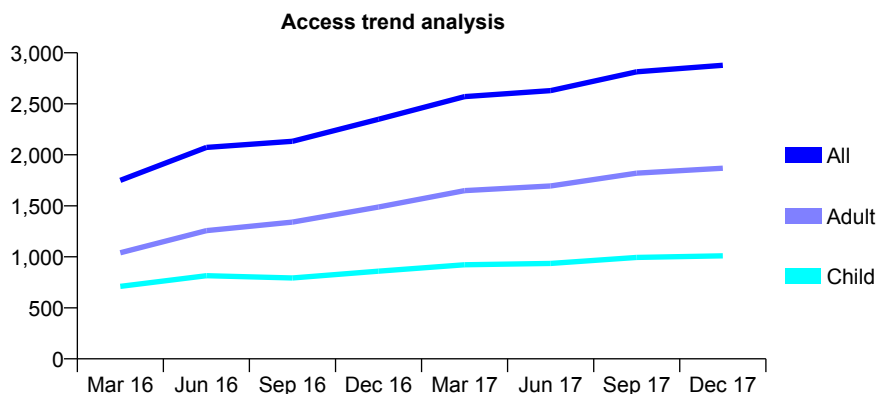
Q62 - Vital Signs At a Glance Contract Report for 164224/0001 - December 2017

Name or company name	Mr M Takhayori, Mrs P Massoudi
Contract type name	GDS Contract
Purpose of contract	General
Contract start date	01/04/2015
Contract end date	

17/18 Contracted general activity (UDA)	7,991
Carry forward general activity (UDA)	-15
17/18 Contracted orthodontic activity (UOA)	0
Carry forward orthodontic activity (UOA)	0
Baseline contract value	£214,632.93

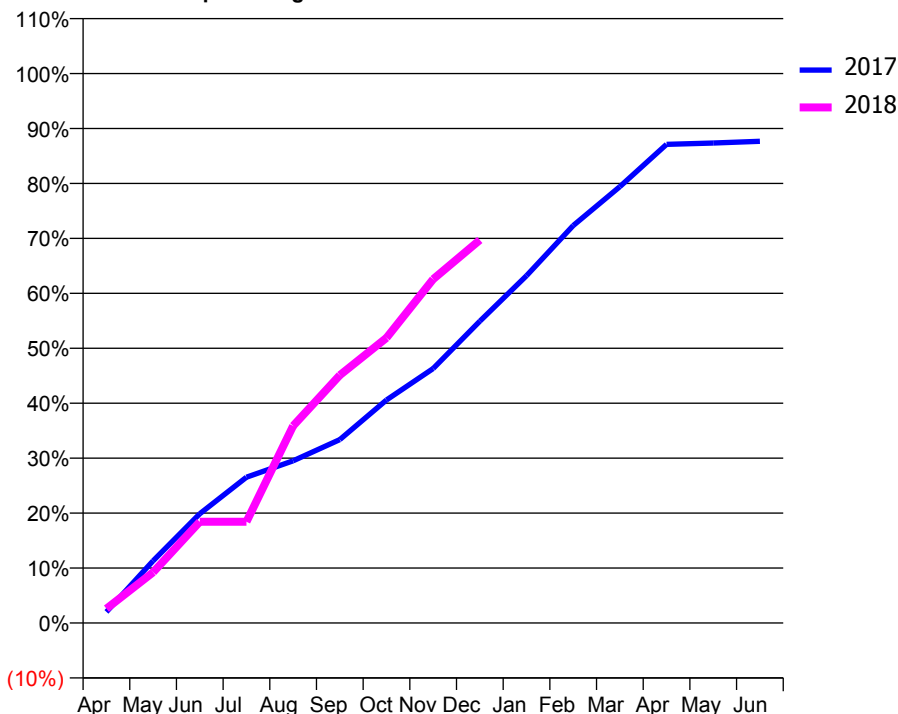
ACCESS*

Patients seen in 24 months	Total	Change since previous quarter
Quarter ending December 2016	2,348	
Quarter ending March 2017	2,571	↑
Quarter ending June 2017	2,630	↑
Quarter ending September 2017	2,814	↑
Quarter ending December 2017	2,878	↑
Variance since December 2016	22.6%	↑



ACTIVITY

Cumulative percentage of contracted UDA delivered 2017 & 2018



Month	Adjusted Scheduled Activity (UDA)	
	2017	2018
April	161	209
May	904	738
June	1,589	1,472
July	2,121	1,472
August	2,359	2,867
September	2,668	3,604
October	3,243	4,147
November	3,700	4,999
December	4,389	5,570
January	5,050	
February	5,780	
March	6,346	
April	6,961	
May	6,979	
June	7,006	

QUALITY

	Quantity	Base Number	Contract	AT	Region	England
% of FP17s for the same patient ID Re-attending within 3 months - Children	51	986	5.2%	10.0%	11.6%	12.0%
% of FP17s for the same patient ID Re-attending within 3 months - Adults	173	1,596	10.8%	15.6%	16.7%	15.9%
% of FP17s for the same patient ID Re-attending between 3 & 9 months - Children	358	986	36.3%	47.0%	47.3%	58.0%
% of FP17s for the same patient ID Re-attending between 3 & 9 months - Adults	509	1,596	31.9%	37.8%	38.3%	50.5%
% of FP17s for Band 1 Urgent Courses	181	1,937	9.3%	10.9%	10.5%	9.0%
% of FP17s Relating to Free Repair or Replacements	0	1,937	0.0%	0.6%	0.6%	0.8%
% of FP17s Relating to Continuations	18	1,937	0.9%	0.6%	0.8%	1.1%
% of Patients satisfied with the dentistry they have received	6	10	60.0%	88.1%	89.0%	91.5%
% of Patients satisfied with the time they had to wait for an appointment	6	10	60.0%	83.4%	84.2%	87.9%

* This is based on patients treated on this contract for their most recent course of treatment. Figures in italics indicate the base number of FP17s or Patient Questionnaire responses are less than 100. N/A is shown where the base number of responses is less than 10 during the period. % is calculated as Quantity/Base number*100

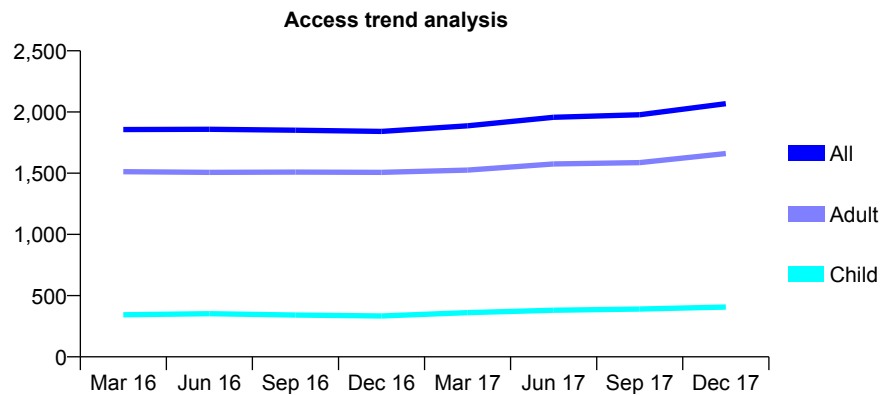
Q62 - Vital Signs At a Glance Contract Report for 165409/0001 - December 2017

Name or company name	Dr. Satinder Dhama & Dr. Sonia Dhama
Contract type name	GDS Contract
Purpose of contract	General
Contract start date	01/12/2012
Contract end date	

17/18 Contracted general activity (UDA)	7,042
Carry forward general activity (UDA)	0
17/18 Contracted orthodontic activity (UOA)	0
Carry forward orthodontic activity (UOA)	0
Baseline contract value	£185,305.17

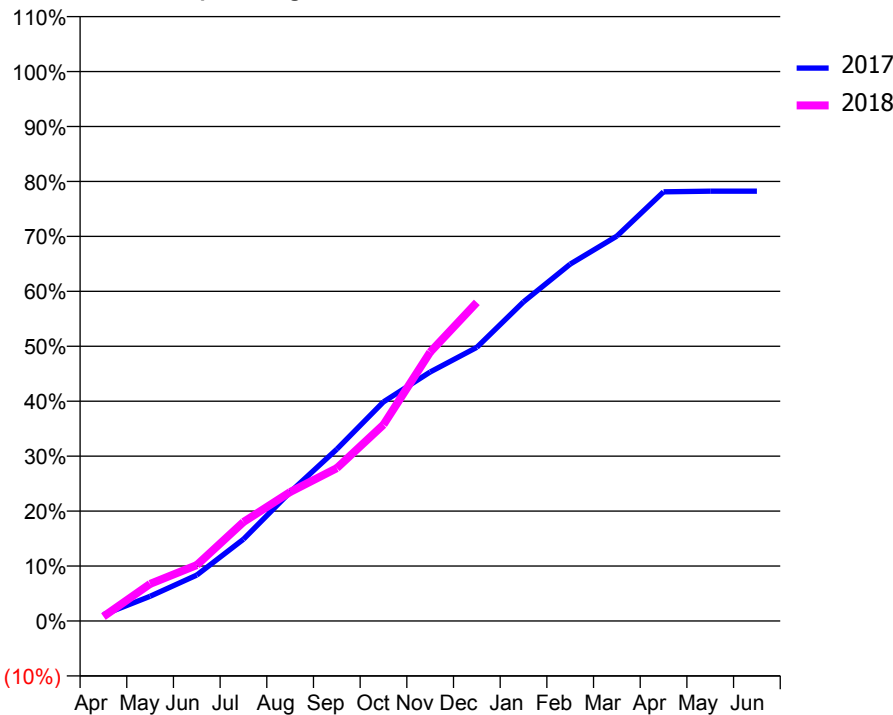
ACCESS*

Patients seen in 24 months	Total	Change since previous quarter
Quarter ending December 2016	1,841	
Quarter ending March 2017	1,887	↑
Quarter ending June 2017	1,957	↑
Quarter ending September 2017	1,978	→
Quarter ending December 2017	2,068	↑
Variance since December 2016	12.3%	↑



ACTIVITY

Cumulative percentage of contracted UDA delivered 2017 & 2018



Month	Adjusted Scheduled Activity (UDA)	
	2017	2018
April	81	56
May	318	475
June	588	717
July	1,048	1,268
August	1,651	1,654
September	2,203	1,960
October	2,808	2,516
November	3,192	3,446
December	3,508	4,084
January	4,091	
February	4,574	
March	4,932	
April	5,500	
May	5,509	
June	5,509	

QUALITY

	Quantity	Base Number	Contract	AT	Region	England
% of FP17s for the same patient ID Re-attending within 3 months - Children	31	438	7.1%	10.0%	11.6%	12.0%
% of FP17s for the same patient ID Re-attending within 3 months - Adults	194	1,436	13.5%	15.6%	16.7%	15.9%
% of FP17s for the same patient ID Re-attending between 3 & 9 months - Children	219	438	50.0%	47.0%	47.3%	58.0%
% of FP17s for the same patient ID Re-attending between 3 & 9 months - Adults	533	1,436	37.1%	37.8%	38.3%	50.5%
% of FP17s for Band 1 Urgent Courses	89	1,394	6.4%	10.9%	10.5%	9.0%
% of FP17s Relating to Free Repair or Replacements	3	1,394	0.2%	0.6%	0.6%	0.8%
% of FP17s Relating to Continuations	9	1,394	0.6%	0.6%	0.8%	1.1%
% of Patients satisfied with the dentistry they have received	3	4	N/A	88.1%	89.0%	91.5%
% of Patients satisfied with the time they had to wait for an appointment	2	4	N/A	83.4%	84.2%	87.9%

* This is based on patients treated on this contract for their most recent course of treatment. Figures in italics indicate the base number of FP17s or Patient Questionnaire responses are less than 100. N/A is shown where the base number of responses is less than 10 during the period. % is calculated as Quantity/Base number*100

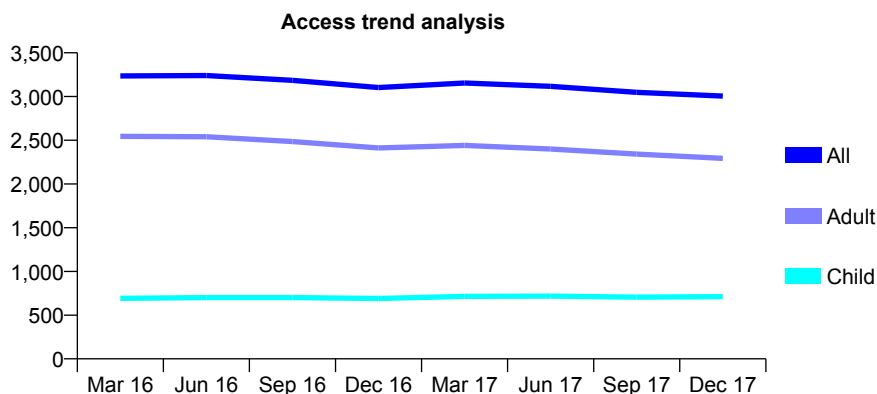
Q62 - Vital Signs At a Glance Contract Report for 165735/0001 - December 2017

Name or company name	Dr M Delahaye, Dr O Bhutta and Dr L Pada
Contract type name	GDS Contract
Purpose of contract	General
Contract start date	01/11/2011
Contract end date	

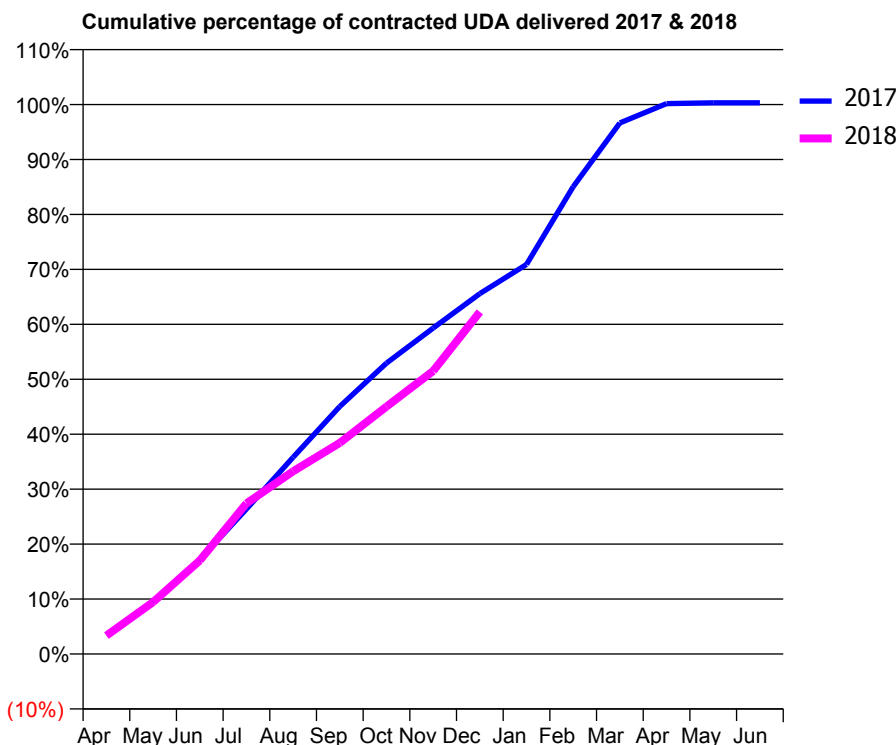
17/18 Contracted general activity (UDA)	7,365
Carry forward general activity (UDA)	-23
17/18 Contracted orthodontic activity (UOA)	0
Carry forward orthodontic activity (UOA)	0
Baseline contract value	£196,746.83

ACCESS*

Patients seen in 24 months	Total	Change since previous quarter
Quarter ending December 2016	3,102	
Quarter ending March 2017	3,155	→
Quarter ending June 2017	3,116	↓
Quarter ending September 2017	3,048	↓
Quarter ending December 2017	3,005	↓
Variance since December 2016	(3.1%)	↓



ACTIVITY



Month	Adjusted Scheduled Activity (UDA)	
	2017	2018
April	256	247
May	707	696
June	1,267	1,253
July	1,943	2,018
August	2,636	2,449
September	3,317	2,830
October	3,898	3,315
November	4,369	3,794
December	4,829	4,586
January	5,221	
February	6,264	
March	7,119	
April	7,376	
May	7,388	
June	7,388	

QUALITY

	Quantity	Base Number	Contract	AT	Region	England
% of FP17s for the same patient ID Re-attending within 3 months - Children	52	612	8.5%	10.0%	11.6%	12.0%
% of FP17s for the same patient ID Re-attending within 3 months - Adults	246	1,803	13.6%	15.6%	16.7%	15.9%
% of FP17s for the same patient ID Re-attending between 3 & 9 months - Children	260	612	42.5%	47.0%	47.3%	58.0%
% of FP17s for the same patient ID Re-attending between 3 & 9 months - Adults	777	1,803	43.1%	37.8%	38.3%	50.5%
% of FP17s for Band 1 Urgent Courses	302	2,264	13.3%	10.9%	10.5%	9.0%
% of FP17s Relating to Free Repair or Replacements	5	2,264	0.2%	0.6%	0.6%	0.8%
% of FP17s Relating to Continuations	12	2,264	0.5%	0.6%	0.8%	1.1%
% of Patients satisfied with the dentistry they have received	1	1	N/A	88.1%	89.0%	91.5%
% of Patients satisfied with the time they had to wait for an appointment	1	1	N/A	83.4%	84.2%	87.9%

* This is based on patients treated on this contract for their most recent course of treatment. Figures in italics indicate the base number of FP17s or Patient Questionnaire responses are less than 100. N/A is shown where the base number of responses is less than 10 during the period. % is calculated as Quantity/Base number*100

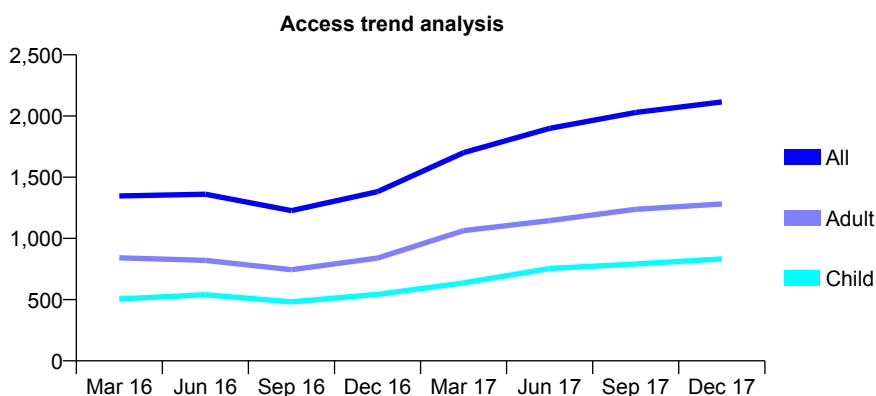
Q62 - Vital Signs At a Glance Contract Report for 165808/0001 - December 2017

Name or company name	Yeading Lane Dental Practice Partnership
Contract type name	GDS Contract
Purpose of contract	General
Contract start date	01/01/2015
Contract end date	

17/18 Contracted general activity (UDA)	5,438
Carry forward general activity (UDA)	0
17/18 Contracted orthodontic activity (UOA)	0
Carry forward orthodontic activity (UOA)	0
Baseline contract value	£129,460.62

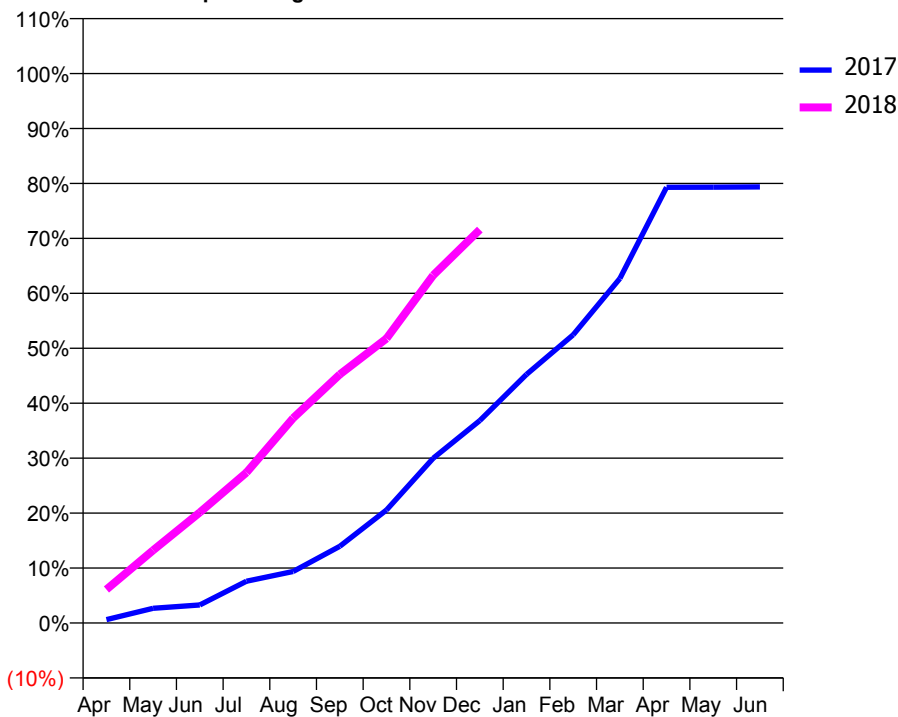
ACCESS*

Patients seen in 24 months	Total	Change since previous quarter
Quarter ending December 2016	1,382	
Quarter ending March 2017	1,701	↑
Quarter ending June 2017	1,899	↑
Quarter ending September 2017	2,029	↑
Quarter ending December 2017	2,115	↑
Variance since December 2016	53.0%	↑



ACTIVITY

Cumulative percentage of contracted UDA delivered 2017 & 2018



Month	Adjusted Scheduled Activity (UDA)	
	2017	2018
April	33	332
May	146	720
June	179	1,095
July	413	1,489
August	510	2,028
September	760	2,461
October	1,119	2,815
November	1,631	3,441
December	2,004	3,893
January	2,461	
February	2,852	
March	3,409	
April	4,312	
May	4,313	
June	4,316	

QUALITY

	Quantity	Base Number	Contract	AT	Region	England
% of FP17s for the same patient ID Re-attending within 3 months - Children	45	851	5.3%	10.0%	11.6%	12.0%
% of FP17s for the same patient ID Re-attending within 3 months - Adults	83	1,069	7.8%	15.6%	16.7%	15.9%
% of FP17s for the same patient ID Re-attending between 3 & 9 months - Children	299	851	35.1%	47.0%	47.3%	58.0%
% of FP17s for the same patient ID Re-attending between 3 & 9 months - Adults	290	1,069	27.1%	37.8%	38.3%	50.5%
% of FP17s for Band 1 Urgent Courses	100	1,670	6.0%	10.9%	10.5%	9.0%
% of FP17s Relating to Free Repair or Replacements	4	1,670	0.2%	0.6%	0.6%	0.8%
% of FP17s Relating to Continuations	1	1,670	0.1%	0.6%	0.8%	1.1%
% of Patients satisfied with the dentistry they have received	1	1	N/A	88.1%	89.0%	91.5%
% of Patients satisfied with the time they had to wait for an appointment	1	1	N/A	83.4%	84.2%	87.9%

* This is based on patients treated on this contract for their most recent course of treatment. Figures in italics indicate the base number of FP17s or Patient Questionnaire responses are less than 100. N/A is shown where the base number of responses is less than 10 during the period. % is calculated as Quantity/Base number*100

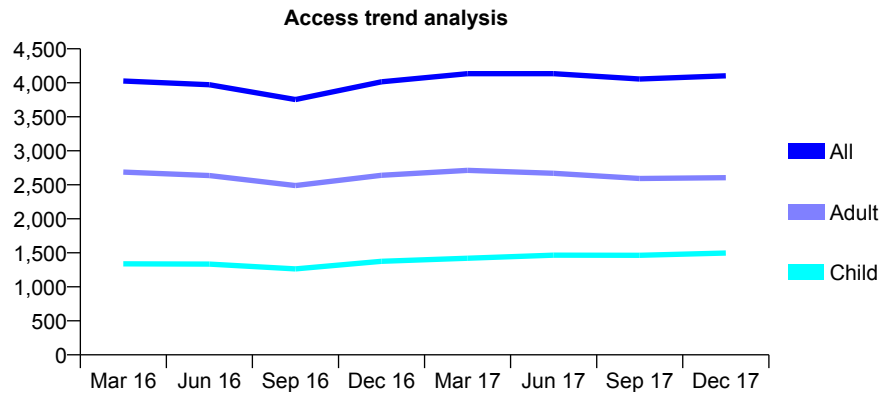
Q62 - Vital Signs At a Glance Contract Report for 166804/0001 - December 2017

Name or company name	The Neasden Dental Clinic
Contract type name	GDS Contract
Purpose of contract	General
Contract start date	01/04/2011
Contract end date	

17/18 Contracted general activity (UDA)	10,922
Carry forward general activity (UDA)	-140
17/18 Contracted orthodontic activity (UOA)	0
Carry forward orthodontic activity (UOA)	0
Baseline contract value	£264,490.62

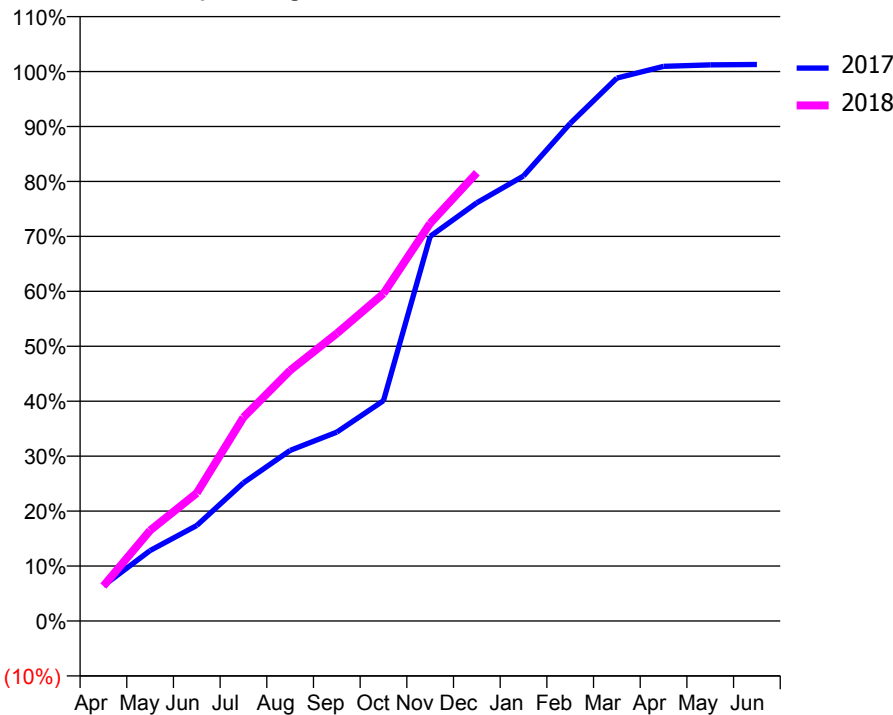
ACCESS*

Patients seen in 24 months	Total	Change since previous quarter
Quarter ending December 2016	4,015	
Quarter ending March 2017	4,134	↑
Quarter ending June 2017	4,134	→
Quarter ending September 2017	4,056	↓
Quarter ending December 2017	4,102	→
Variance since December 2016	2.2%	↑



ACTIVITY

Cumulative percentage of contracted UDA delivered 2017 & 2018



Month	Adjusted Scheduled Activity (UDA)	
	2017	2018
April	700	696
May	1,401	1,802
June	1,899	2,542
July	2,748	4,048
August	3,391	4,981
September	3,755	5,715
October	4,380	6,509
November	7,644	7,906
December	8,312	8,911
January	8,845	
February	9,890	
March	10,790	
April	11,025	
May	11,054	
June	11,062	

QUALITY

	Quantity	Base Number	Contract	AT	Region	England
% of FP17s for the same patient ID Re-attending within 3 months - Children	103	1,481	7.0%	10.0%	11.6%	12.0%
% of FP17s for the same patient ID Re-attending within 3 months - Adults	336	2,221	15.1%	15.6%	16.7%	15.9%
% of FP17s for the same patient ID Re-attending between 3 & 9 months - Children	626	1,481	42.3%	47.0%	47.3%	58.0%
% of FP17s for the same patient ID Re-attending between 3 & 9 months - Adults	839	2,221	37.8%	37.8%	38.3%	50.5%
% of FP17s for Band 1 Urgent Courses	319	3,594	8.9%	10.9%	10.5%	9.0%
% of FP17s Relating to Free Repair or Replacements	29	3,594	0.8%	0.6%	0.6%	0.8%
% of FP17s Relating to Continuations	26	3,594	0.7%	0.6%	0.8%	1.1%
% of Patients satisfied with the dentistry they have received	3	3	N/A	88.1%	89.0%	91.5%
% of Patients satisfied with the time they had to wait for an appointment	3	3	N/A	83.4%	84.2%	87.9%

* This is based on patients treated on this contract for their most recent course of treatment. Figures in italics indicate the base number of FP17s or Patient Questionnaire responses are less than 100. N/A is shown where the base number of responses is less than 10 during the period. % is calculated as Quantity/Base number*100

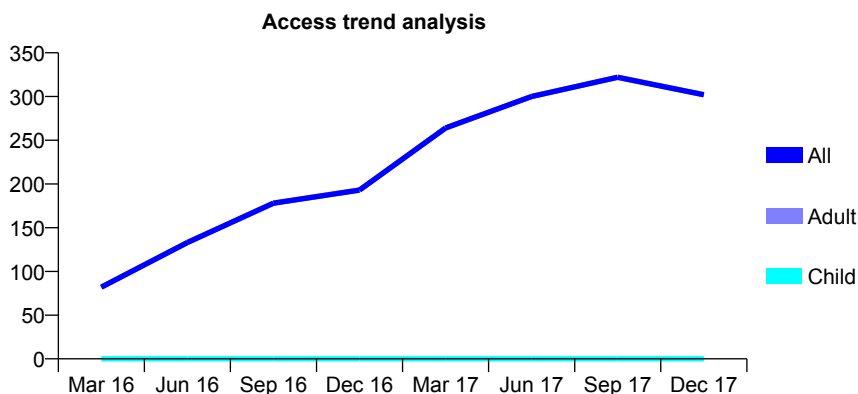
Q62 - Vital Signs At a Glance Contract Report for 167002/0001 - December 2017

Name or company name	Mr AS Khambay and Mrs GK Khambay
Contract type name	PDS Contract
Purpose of contract	General
Contract start date	01/10/2015
Contract end date	31/03/2018

17/18 Contracted general activity (UDA)	733
Carry forward general activity (UDA)	-15
17/18 Contracted orthodontic activity (UOA)	0
Carry forward orthodontic activity (UOA)	0
Baseline contract value	£26,480.19

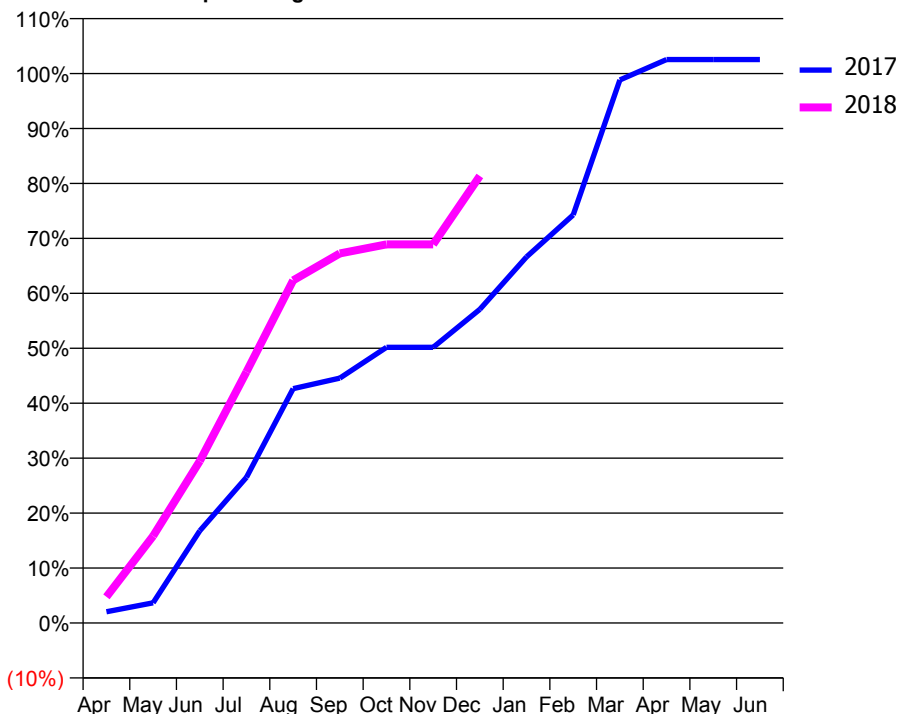
ACCESS*

Patients seen in 24 months	Total	Change since previous quarter
Quarter ending December 2016	193	
Quarter ending March 2017	264	↑
Quarter ending June 2017	300	↑
Quarter ending September 2017	322	↑
Quarter ending December 2017	302	↓
Variance since December 2016	56.5%	↑



ACTIVITY

Cumulative percentage of contracted UDA delivered 2017 & 2018



Month	Adjusted Scheduled Activity (UDA)	
	2017	2018
April	15	35
May	27	116
June	123	216
July	194	335
August	313	457
September	327	493
October	368	505
November	368	505
December	418	596
January	488	
February	544	
March	724	
April	752	
May	752	
June	752	

QUALITY

	Quantity	Base Number	Contract	AT	Region	England
% of FP17s for the same patient ID Re-attending within 3 months - Children	0	0	N/A	10.0%	11.6%	12.0%
% of FP17s for the same patient ID Re-attending within 3 months - Adults	12	126	9.5%	15.6%	16.7%	15.9%
% of FP17s for the same patient ID Re-attending between 3 & 9 months - Children	0	0	N/A	47.0%	47.3%	58.0%
% of FP17s for the same patient ID Re-attending between 3 & 9 months - Adults	10	126	7.9%	37.8%	38.3%	50.5%
% of FP17s for Band 1 Urgent Courses	2	116	1.7%	10.9%	10.5%	9.0%
% of FP17s Relating to Free Repair or Replacements	0	116	0.0%	0.6%	0.6%	0.8%
% of FP17s Relating to Continuations	5	116	4.3%	0.6%	0.8%	1.1%
% of Patients satisfied with the dentistry they have received	0	0	N/A	88.1%	89.0%	91.5%
% of Patients satisfied with the time they had to wait for an appointment	0	0	N/A	83.4%	84.2%	87.9%

* This is based on patients treated on this contract for their most recent course of treatment. Figures in italics indicate the base number of FP17s or Patient Questionnaire responses are less than 100. N/A is shown where the base number of responses is less than 10 during the period. % is calculated as Quantity/Base number*100

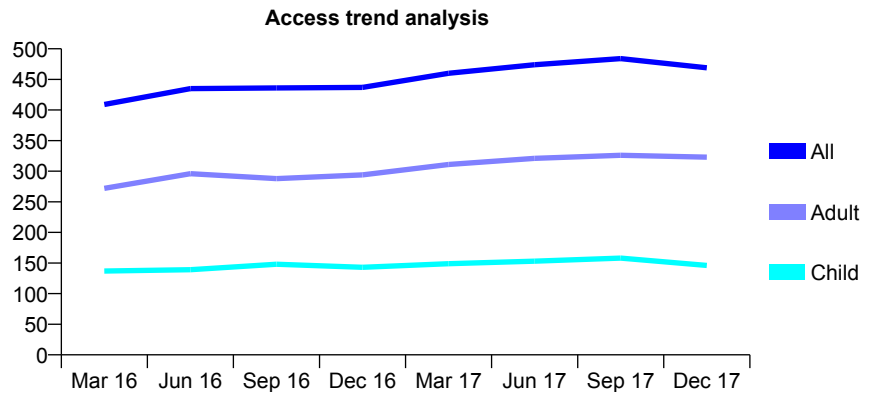
Q62 - Vital Signs At a Glance Contract Report for 168599/0001 - December 2017

Name or company name	Dental Centre 100
Contract type name	GDS Contract
Purpose of contract	General
Contract start date	01/11/2011
Contract end date	

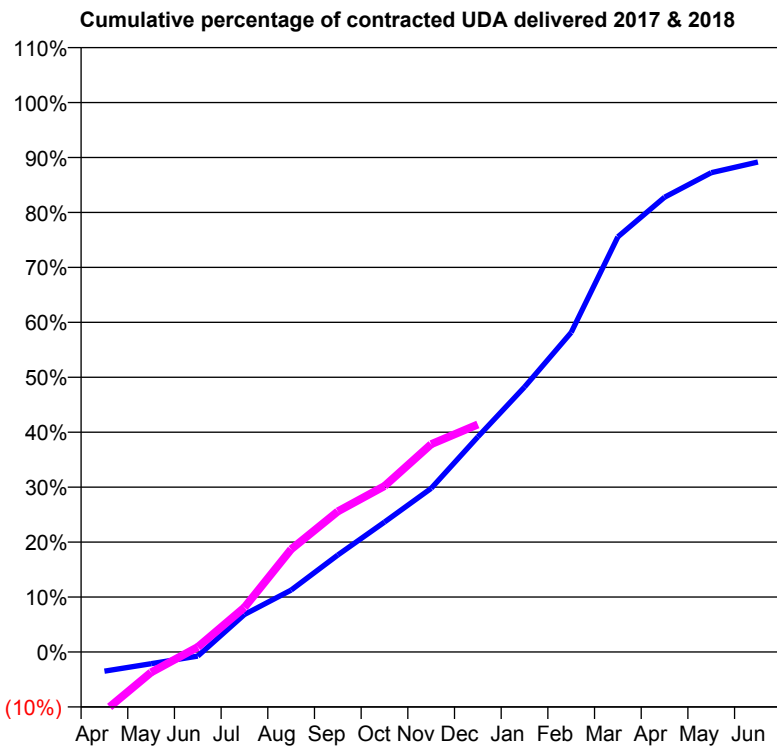
17/18 Contracted general activity (UDA)	1,876
Carry forward general activity (UDA)	203
17/18 Contracted orthodontic activity (UOA)	0
Carry forward orthodontic activity (UOA)	0
Baseline contract value	£49,868.00

ACCESS*

Patients seen in 24 months	Total	Change since previous quarter
Quarter ending December 2016	437	
Quarter ending March 2017	460	↑
Quarter ending June 2017	474	↑
Quarter ending September 2017	484	↑
Quarter ending December 2017	469	↓
Variance since December 2016	7.3%	↑



ACTIVITY



Month	Adjusted Scheduled Activity (UDA)	
	2017	2018
April	-66	-203
May	-40	-70
June	-14	17
July	128	152
August	211	351
September	331	480
October	444	567
November	559	709
December	735	777
January	905	
February	1,091	
March	1,417	
April	1,553	
May	1,637	
June	1,673	

QUALITY

	Quantity	Base Number	Contract	AT	Region	England
% of FP17s for the same patient ID Re-attending within 3 months - Children	9	91	9.9%	10.0%	11.6%	12.0%
% of FP17s for the same patient ID Re-attending within 3 months - Adults	32	201	15.9%	15.6%	16.7%	15.9%
% of FP17s for the same patient ID Re-attending between 3 & 9 months - Children	22	91	24.2%	47.0%	47.3%	58.0%
% of FP17s for the same patient ID Re-attending between 3 & 9 months - Adults	54	201	26.9%	37.8%	38.3%	50.5%
% of FP17s for Band 1 Urgent Courses	30	255	11.8%	10.9%	10.5%	9.0%
% of FP17s Relating to Free Repair or Replacements	0	255	0.0%	0.6%	0.6%	0.8%
% of FP17s Relating to Continuations	0	255	0.0%	0.6%	0.8%	1.1%
% of Patients satisfied with the dentistry they have received	0	2	N/A	88.1%	89.0%	91.5%
% of Patients satisfied with the time they had to wait for an appointment	2	2	N/A	83.4%	84.2%	87.9%

* This is based on patients treated on this contract for their most recent course of treatment. Figures in italics indicate the base number of FP17s or Patient Questionnaire responses are less than 100. N/A is shown where the base number of responses is less than 10 during the period. % is calculated as Quantity/Base number*100

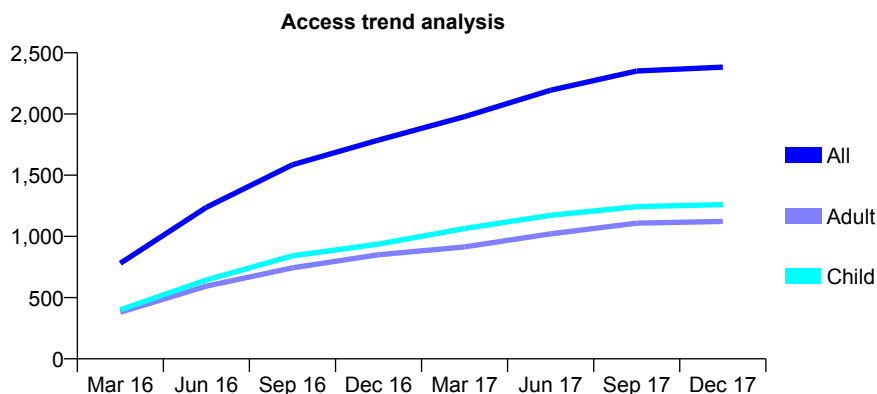
Q62 - Vital Signs At a Glance Contract Report for 168823/0001 - December 2017

Name or company name	MR JJ LAI
Contract type name	GDS Contract
Purpose of contract	General
Contract start date	01/11/2015
Contract end date	

17/18 Contracted general activity (UDA)	7,635
Carry forward general activity (UDA)	-153
17/18 Contracted orthodontic activity (UOA)	0
Carry forward orthodontic activity (UOA)	0
Baseline contract value	£202,708.88

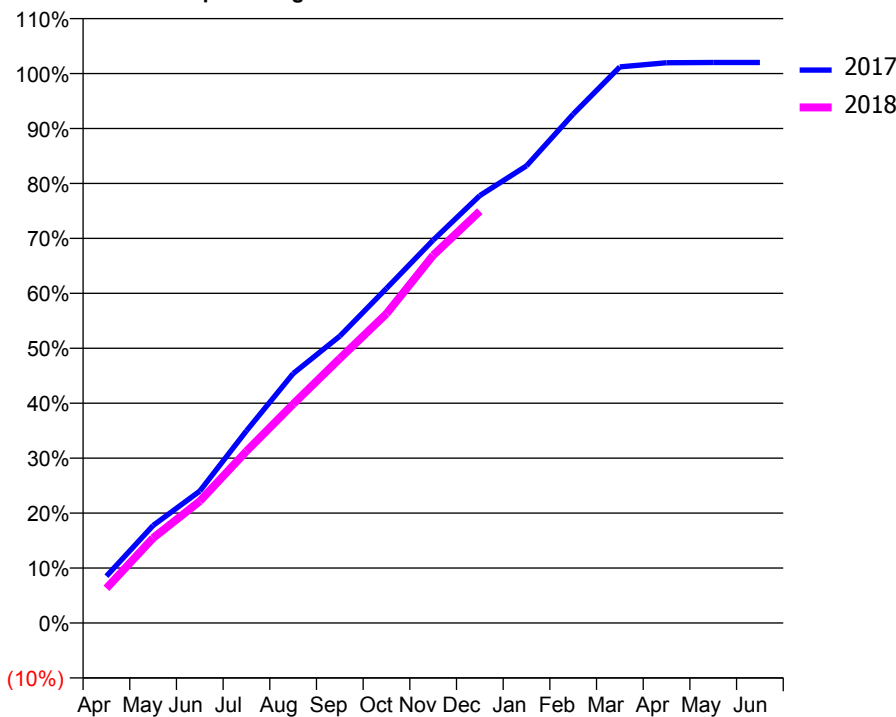
ACCESS*

Patients seen in 24 months	Total	Change since previous quarter
Quarter ending December 2016	1,787	
Quarter ending March 2017	1,979	↑
Quarter ending June 2017	2,194	↑
Quarter ending September 2017	2,351	↑
Quarter ending December 2017	2,383	→
Variance since December 2016	33.4%	↑



ACTIVITY

Cumulative percentage of contracted UDA delivered 2017 & 2018



Month	Adjusted Scheduled Activity (UDA)	
	2017	2018
April	652	483
May	1,356	1,180
June	1,833	1,693
July	2,670	2,387
August	3,466	3,042
September	3,987	3,676
October	4,650	4,297
November	5,321	5,109
December	5,938	5,722
January	6,353	
February	7,071	
March	7,728	
April	7,785	
May	7,789	
June	7,789	

QUALITY

	Quantity	Base Number	Contract	AT	Region	England
% of FP17s for the same patient ID Re-attending within 3 months - Children	46	1,022	4.5%	10.0%	11.6%	12.0%
% of FP17s for the same patient ID Re-attending within 3 months - Adults	77	722	10.7%	15.6%	16.7%	15.9%
% of FP17s for the same patient ID Re-attending between 3 & 9 months - Children	382	1,022	37.4%	47.0%	47.3%	58.0%
% of FP17s for the same patient ID Re-attending between 3 & 9 months - Adults	227	722	31.4%	37.8%	38.3%	50.5%
% of FP17s for Band 1 Urgent Courses	23	1,727	1.3%	10.9%	10.5%	9.0%
% of FP17s Relating to Free Repair or Replacements	0	1,727	0.0%	0.6%	0.6%	0.8%
% of FP17s Relating to Continuations	23	1,727	1.3%	0.6%	0.8%	1.1%
% of Patients satisfied with the dentistry they have received	1	1	N/A	88.1%	89.0%	91.5%
% of Patients satisfied with the time they had to wait for an appointment	1	1	N/A	83.4%	84.2%	87.9%

* This is based on patients treated on this contract for their most recent course of treatment. Figures in italics indicate the base number of FP17s or Patient Questionnaire responses are less than 100. N/A is shown where the base number of responses is less than 10 during the period. % is calculated as Quantity/Base number*100

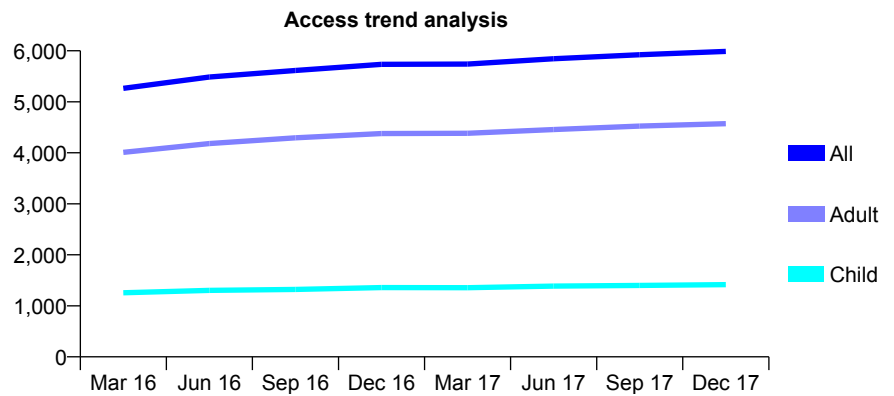
Q62 - Vital Signs At a Glance Contract Report for 169455/0001 - December 2017

Name or company name	Preeman Limited Smile For Life Dental Clin
Contract type name	GDS Contract
Purpose of contract	General
Contract start date	01/04/2011
Contract end date	

17/18 Contracted general activity (UDA)	25,000
Carry forward general activity (UDA)	0
17/18 Contracted orthodontic activity (UOA)	0
Carry forward orthodontic activity (UOA)	0
Baseline contract value	£694,291.54

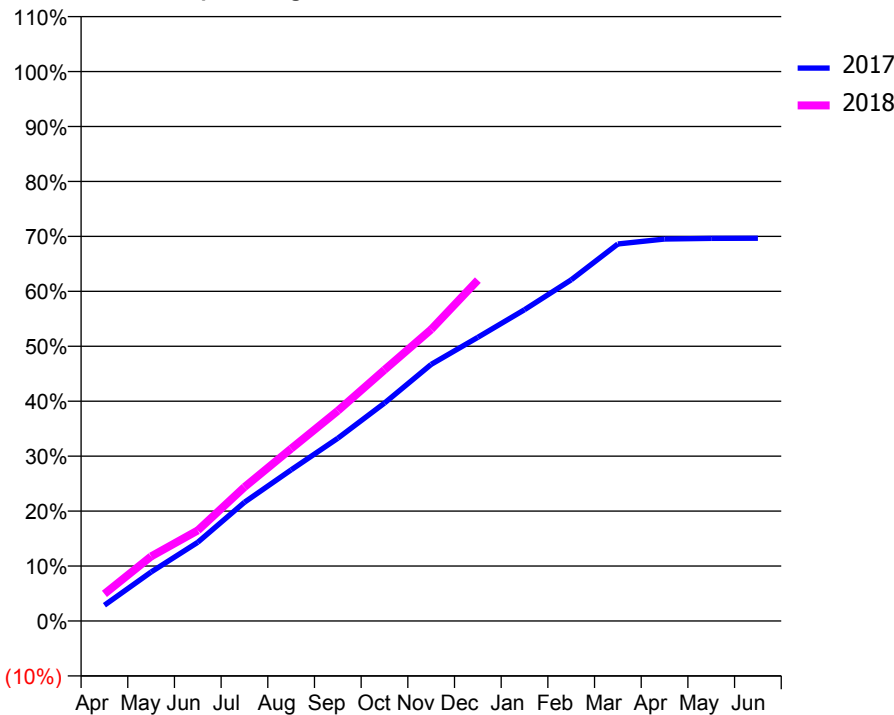
ACCESS*

Patients seen in 24 months	Total	Change since previous quarter
Quarter ending December 2016	5,735	
Quarter ending March 2017	5,739	→
Quarter ending June 2017	5,844	→
Quarter ending September 2017	5,924	→
Quarter ending December 2017	5,987	→
Variance since December 2016	4.4%	↑



ACTIVITY

Cumulative percentage of contracted UDA delivered 2017 & 2018



Month	Adjusted Scheduled Activity (UDA)	
	2017	2018
April	885	1,234
May	2,746	2,941
June	4,408	4,123
July	6,647	6,092
August	8,464	7,839
September	10,233	9,565
October	12,203	11,426
November	14,374	13,263
December	15,887	15,508
January	17,433	
February	19,103	
March	21,117	
April	21,390	
May	21,433	
June	21,440	

QUALITY

	Quantity	Base Number	Contract	AT	Region	England
% of FP17s for the same patient ID Re-attending within 3 months - Children	136	1,522	8.9%	10.0%	11.6%	12.0%
% of FP17s for the same patient ID Re-attending within 3 months - Adults	398	3,598	11.1%	15.6%	16.7%	15.9%
% of FP17s for the same patient ID Re-attending between 3 & 9 months - Children	867	1,522	57.0%	47.0%	47.3%	58.0%
% of FP17s for the same patient ID Re-attending between 3 & 9 months - Adults	1,555	3,598	43.2%	37.8%	38.3%	50.5%
% of FP17s for Band 1 Urgent Courses	227	4,987	4.6%	10.9%	10.5%	9.0%
% of FP17s Relating to Free Repair or Replacements	1	4,987	0.0%	0.6%	0.6%	0.8%
% of FP17s Relating to Continuations	47	4,987	0.9%	0.6%	0.8%	1.1%
% of Patients satisfied with the dentistry they have received	4	4	N/A	88.1%	89.0%	91.5%
% of Patients satisfied with the time they had to wait for an appointment	4	4	N/A	83.4%	84.2%	87.9%

* This is based on patients treated on this contract for their most recent course of treatment. Figures in italics indicate the base number of FP17s or Patient Questionnaire responses are less than 100. N/A is shown where the base number of responses is less than 10 during the period. % is calculated as Quantity/Base number*100

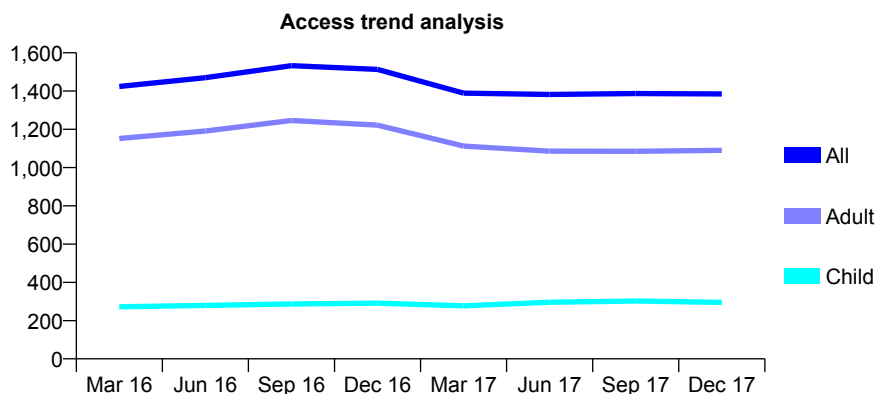
Q62 - Vital Signs At a Glance Contract Report for 171085/0001 - December 2017

Name or company name	Mr B K Vekeria & Mr A Ullah Sheikh
Contract type name	GDS Contract
Purpose of contract	General
Contract start date	01/12/2010
Contract end date	

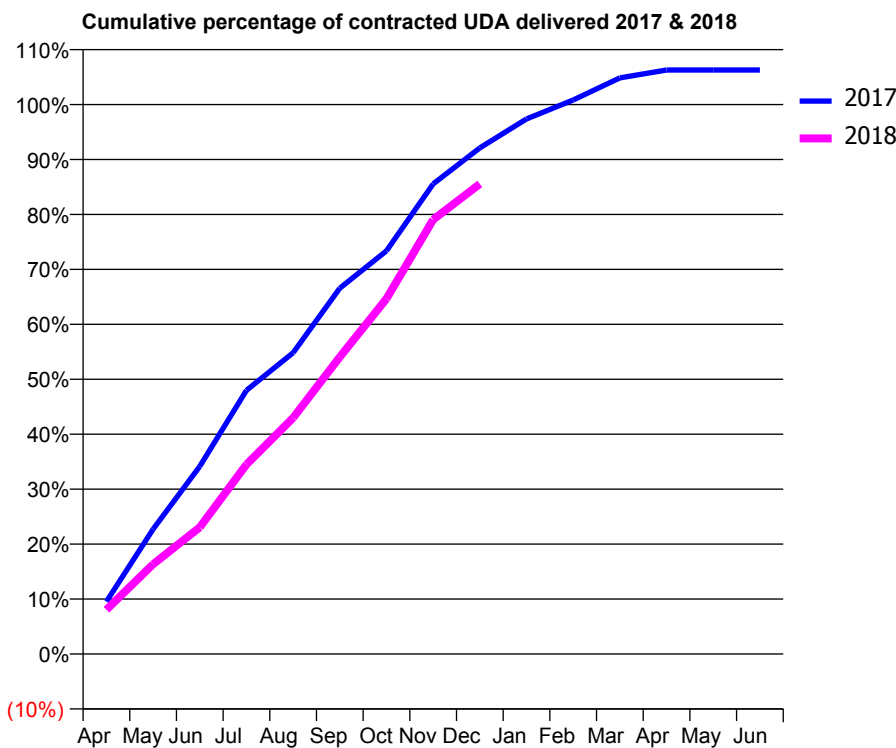
17/18 Contracted general activity (UDA)	4,341
Carry forward general activity (UDA)	-87
17/18 Contracted orthodontic activity (UOA)	0
Carry forward orthodontic activity (UOA)	0
Baseline contract value	£102,030.19

ACCESS*

Patients seen in 24 months	Total	Change since previous quarter
Quarter ending December 2016	1,513	
Quarter ending March 2017	1,389	↓
Quarter ending June 2017	1,382	→
Quarter ending September 2017	1,387	→
Quarter ending December 2017	1,385	→
Variance since December 2016	(8.5%)	↓



ACTIVITY



Month	Adjusted Scheduled Activity (UDA)	
	2017	2018
April	415	350
May	987	710
June	1,483	1,001
July	2,083	1,497
August	2,380	1,866
September	2,890	2,346
October	3,185	2,806
November	3,714	3,432
December	3,999	3,714
January	4,227	
February	4,376	
March	4,551	
April	4,613	
May	4,613	
June	4,613	

QUALITY

	Quantity	Base Number	Contract	AT	Region	England
% of FP17s for the same patient ID Re-attending within 3 months - Children	16	240	6.7%	10.0%	11.6%	12.0%
% of FP17s for the same patient ID Re-attending within 3 months - Adults	129	902	14.3%	15.6%	16.7%	15.9%
% of FP17s for the same patient ID Re-attending between 3 & 9 months - Children	69	240	28.7%	47.0%	47.3%	58.0%
% of FP17s for the same patient ID Re-attending between 3 & 9 months - Adults	185	902	20.5%	37.8%	38.3%	50.5%
% of FP17s for Band 1 Urgent Courses	140	1,130	12.4%	10.9%	10.5%	9.0%
% of FP17s Relating to Free Repair or Replacements	1	1,130	0.1%	0.6%	0.6%	0.8%
% of FP17s Relating to Continuations	20	1,130	1.8%	0.6%	0.8%	1.1%
% of Patients satisfied with the dentistry they have received	1	1	N/A	88.1%	89.0%	91.5%
% of Patients satisfied with the time they had to wait for an appointment	1	1	N/A	83.4%	84.2%	87.9%

* This is based on patients treated on this contract for their most recent course of treatment. Figures in italics indicate the base number of FP17s or Patient Questionnaire responses are less than 100. N/A is shown where the base number of responses is less than 10 during the period. % is calculated as Quantity/Base number*100

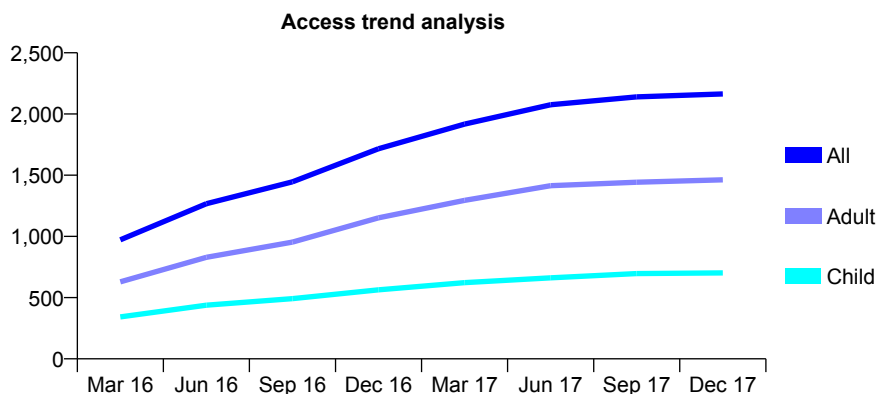
Q62 - Vital Signs At a Glance Contract Report for 172073/0001 - December 2017

Name or company name	Dr Gregory Lai & Dr Nicholas Lai & Associa
Contract type name	GDS Contract
Purpose of contract	General
Contract start date	01/06/2015
Contract end date	

17/18 Contracted general activity (UDA)	8,888
Carry forward general activity (UDA)	-178
17/18 Contracted orthodontic activity (UOA)	0
Carry forward orthodontic activity (UOA)	0
Baseline contract value	£263,402.27

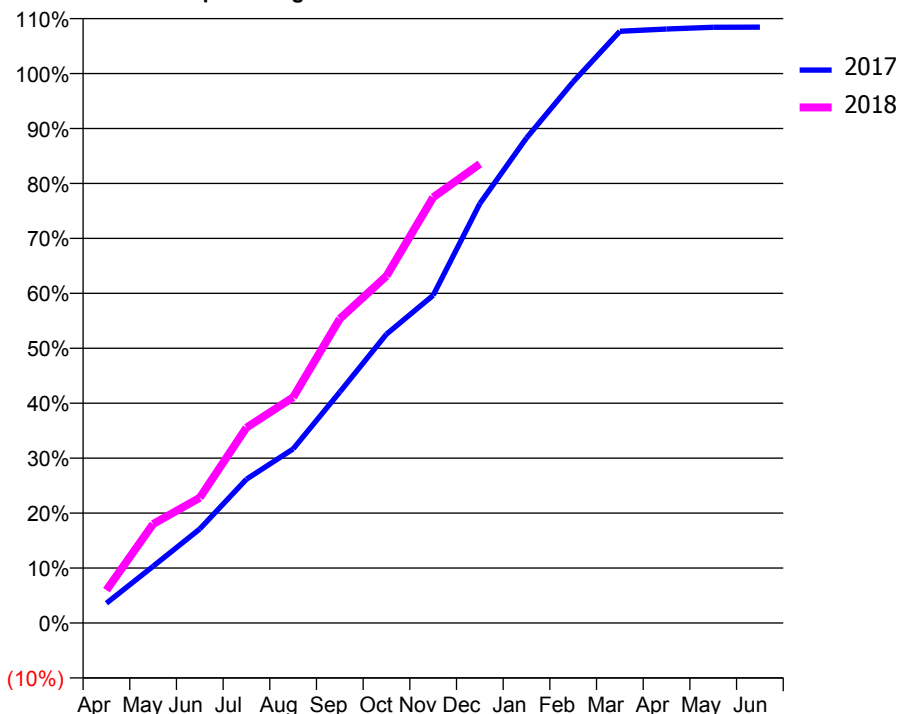
ACCESS*

Patients seen in 24 months	Total	Change since previous quarter
Quarter ending December 2016	1,716	
Quarter ending March 2017	1,918	↑
Quarter ending June 2017	2,076	↑
Quarter ending September 2017	2,140	↑
Quarter ending December 2017	2,164	→
Variance since December 2016	26.1%	↑



ACTIVITY

Cumulative percentage of contracted UDA delivered 2017 & 2018



Month	Adjusted Scheduled Activity (UDA)	
	2017	2018
April	320	531
May	918	1,602
June	1,521	2,027
July	2,326	3,162
August	2,816	3,649
September	3,736	4,920
October	4,673	5,613
November	5,301	6,887
December	6,784	7,425
January	7,846	
February	8,753	
March	9,570	
April	9,607	
May	9,636	
June	9,638	

QUALITY

	Quantity	Base Number	Contract	AT	Region	England
% of FP17s for the same patient ID Re-attending within 3 months - Children	20	511	3.9%	10.0%	11.6%	12.0%
% of FP17s for the same patient ID Re-attending within 3 months - Adults	60	930	6.5%	15.6%	16.7%	15.9%
% of FP17s for the same patient ID Re-attending between 3 & 9 months - Children	170	511	33.3%	47.0%	47.3%	58.0%
% of FP17s for the same patient ID Re-attending between 3 & 9 months - Adults	290	930	31.2%	37.8%	38.3%	50.5%
% of FP17s for Band 1 Urgent Courses	52	1,425	3.6%	10.9%	10.5%	9.0%
% of FP17s Relating to Free Repair or Replacements	0	1,425	0.0%	0.6%	0.6%	0.8%
% of FP17s Relating to Continuations	10	1,425	0.7%	0.6%	0.8%	1.1%
% of Patients satisfied with the dentistry they have received	2	2	N/A	88.1%	89.0%	91.5%
% of Patients satisfied with the time they had to wait for an appointment	2	2	N/A	83.4%	84.2%	87.9%

* This is based on patients treated on this contract for their most recent course of treatment. Figures in italics indicate the base number of FP17s or Patient Questionnaire responses are less than 100. N/A is shown where the base number of responses is less than 10 during the period. % is calculated as Quantity/Base number*100

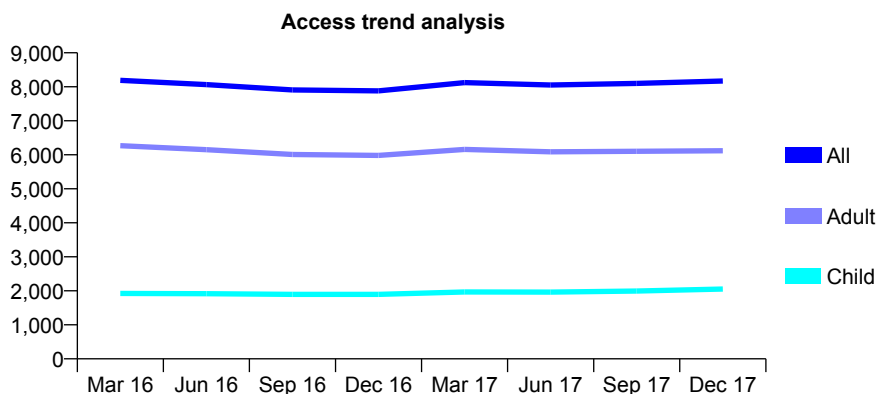
Q62 - Vital Signs At a Glance Contract Report for 173991/0001 - December 2017

Name or company name	Dr A.T. Brown & Dr. P. Bopanna
Contract type name	GDS Contract
Purpose of contract	General
Contract start date	01/01/2013
Contract end date	

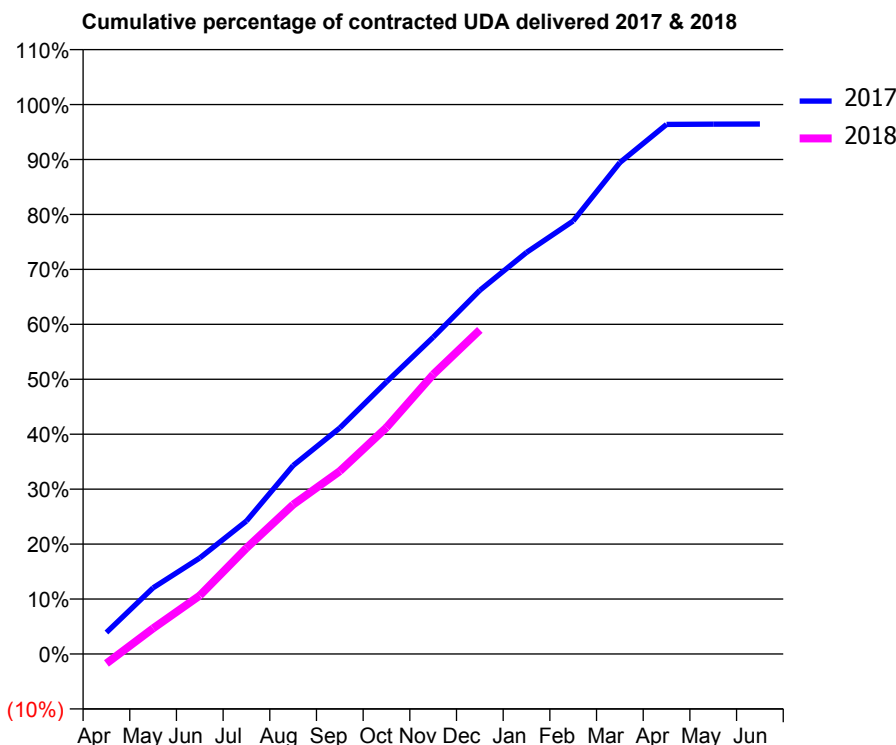
17/18 Contracted general activity (UDA)	19,896
Carry forward general activity (UDA)	706
17/18 Contracted orthodontic activity (UOA)	0
Carry forward orthodontic activity (UOA)	0
Baseline contract value	£554,443.33

ACCESS*

Patients seen in 24 months	Total	Change since previous quarter
Quarter ending December 2016	7,881	
Quarter ending March 2017	8,124	↑
Quarter ending June 2017	8,052	→
Quarter ending September 2017	8,100	→
Quarter ending December 2017	8,170	→
Variance since December 2016	3.7%	↑



ACTIVITY



Month	Adjusted Scheduled Activity (UDA)	
	2017	2018
April	781	-343
May	2,396	930
June	3,478	2,118
July	4,814	3,838
August	6,822	5,412
September	8,186	6,624
October	9,854	8,199
November	11,468	10,122
December	13,167	11,736
January	14,539	
February	15,678	
March	17,795	
April	19,177	
May	19,184	
June	19,190	

QUALITY

	Quantity	Base Number	Contract	AT	Region	England
% of FP17s for the same patient ID Re-attending within 3 months - Children	204	2,047	10.0%	10.0%	11.6%	12.0%
% of FP17s for the same patient ID Re-attending within 3 months - Adults	1,053	5,369	19.6%	15.6%	16.7%	15.9%
% of FP17s for the same patient ID Re-attending between 3 & 9 months - Children	953	2,047	46.6%	47.0%	47.3%	58.0%
% of FP17s for the same patient ID Re-attending between 3 & 9 months - Adults	2,084	5,369	38.8%	37.8%	38.3%	50.5%
% of FP17s for Band 1 Urgent Courses	1,186	6,328	18.7%	10.9%	10.5%	9.0%
% of FP17s Relating to Free Repair or Replacements	72	6,328	1.1%	0.6%	0.6%	0.8%
% of FP17s Relating to Continuations	33	6,328	0.5%	0.6%	0.8%	1.1%
% of Patients satisfied with the dentistry they have received	6	8	N/A	88.1%	89.0%	91.5%
% of Patients satisfied with the time they had to wait for an appointment	7	8	N/A	83.4%	84.2%	87.9%

* This is based on patients treated on this contract for their most recent course of treatment. Figures in italics indicate the base number of FP17s or Patient Questionnaire responses are less than 100. N/A is shown where the base number of responses is less than 10 during the period. % is calculated as Quantity/Base number*100

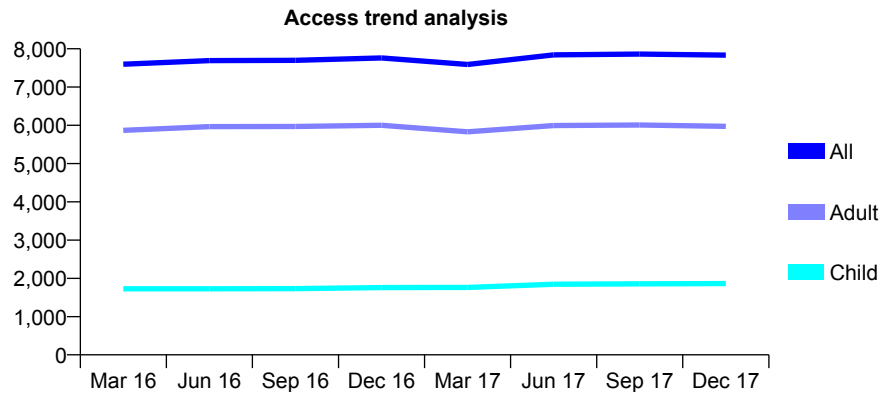
Q62 - Vital Signs At a Glance Contract Report for 174017/0001 - December 2017

Name or company name	Gupta and Lakhanpaul
Contract type name	GDS Contract
Purpose of contract	General
Contract start date	01/01/2012
Contract end date	

17/18 Contracted general activity (UDA)	22,787
Carry forward general activity (UDA)	243
17/18 Contracted orthodontic activity (UOA)	0
Carry forward orthodontic activity (UOA)	0
Baseline contract value	£621,839.21

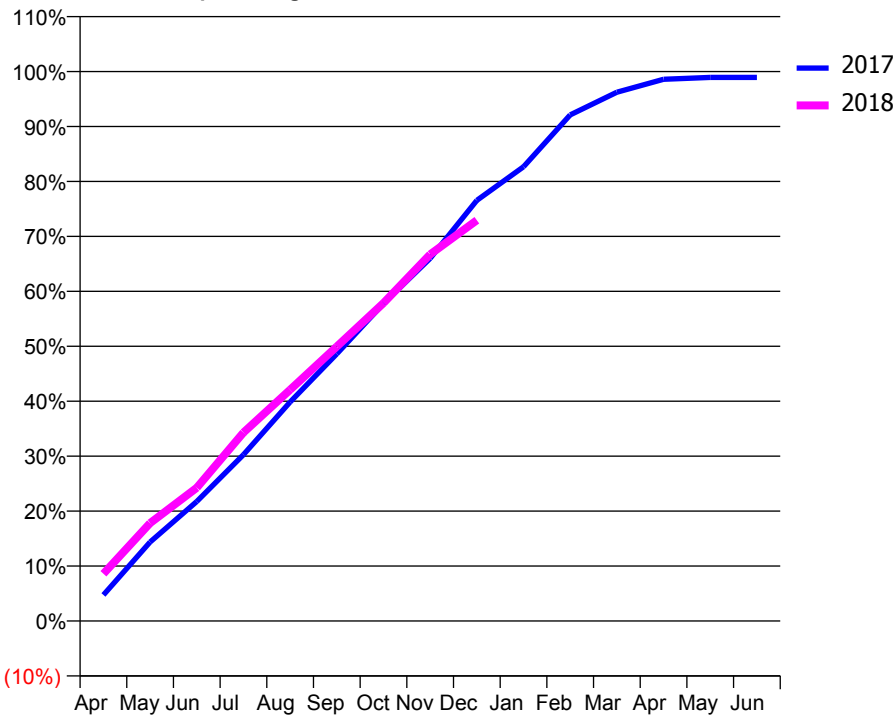
ACCESS*

Patients seen in 24 months	Total	Change since previous quarter
Quarter ending December 2016	7,762	
Quarter ending March 2017	7,591	↓
Quarter ending June 2017	7,840	↑
Quarter ending September 2017	7,863	→
Quarter ending December 2017	7,834	→
Variance since December 2016	0.9%	→



ACTIVITY

Cumulative percentage of contracted UDA delivered 2017 & 2018



Month	Adjusted Scheduled Activity (UDA)	
	2017	2018
April	1,082	1,961
May	3,276	4,059
June	4,959	5,526
July	6,896	7,817
August	9,085	9,593
September	11,079	11,383
October	13,164	13,188
November	15,039	15,202
December	17,443	16,621
January	18,838	
February	20,989	
March	21,927	
April	22,465	
May	22,542	
June	22,544	

QUALITY

	Quantity	Base Number	Contract	AT	Region	England
% of FP17s for the same patient ID Re-attending within 3 months - Children	116	1,905	6.1%	10.0%	11.6%	12.0%
% of FP17s for the same patient ID Re-attending within 3 months - Adults	574	5,277	10.9%	15.6%	16.7%	15.9%
% of FP17s for the same patient ID Re-attending between 3 & 9 months - Children	954	1,905	50.1%	47.0%	47.3%	58.0%
% of FP17s for the same patient ID Re-attending between 3 & 9 months - Adults	2,066	5,277	39.2%	37.8%	38.3%	50.5%
% of FP17s for Band 1 Urgent Courses	412	6,971	5.9%	10.9%	10.5%	9.0%
% of FP17s Relating to Free Repair or Replacements	35	6,971	0.5%	0.6%	0.6%	0.8%
% of FP17s Relating to Continuations	38	6,971	0.5%	0.6%	0.8%	1.1%
% of Patients satisfied with the dentistry they have received	8	9	N/A	88.1%	89.0%	91.5%
% of Patients satisfied with the time they had to wait for an appointment	9	9	N/A	83.4%	84.2%	87.9%

* This is based on patients treated on this contract for their most recent course of treatment. Figures in italics indicate the base number of FP17s or Patient Questionnaire responses are less than 100. N/A is shown where the base number of responses is less than 10 during the period. % is calculated as Quantity/Base number*100

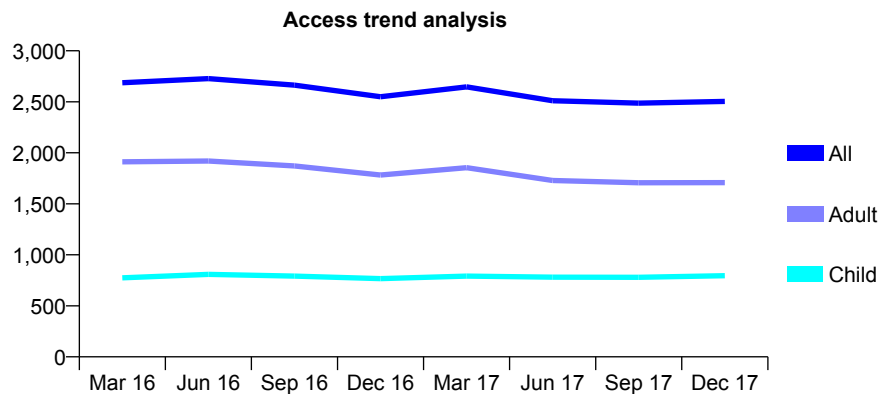
Q62 - Vital Signs At a Glance Contract Report for 174351/0001 - December 2017

Name or company name	Dr Kishan Patel, Dr Jinesh Vaghela, and Dr
Contract type name	GDS Contract
Purpose of contract	General
Contract start date	01/01/2013
Contract end date	

17/18 Contracted general activity (UDA)	7,275
Carry forward general activity (UDA)	191
17/18 Contracted orthodontic activity (UOA)	0
Carry forward orthodontic activity (UOA)	0
Baseline contract value	£205,696.19

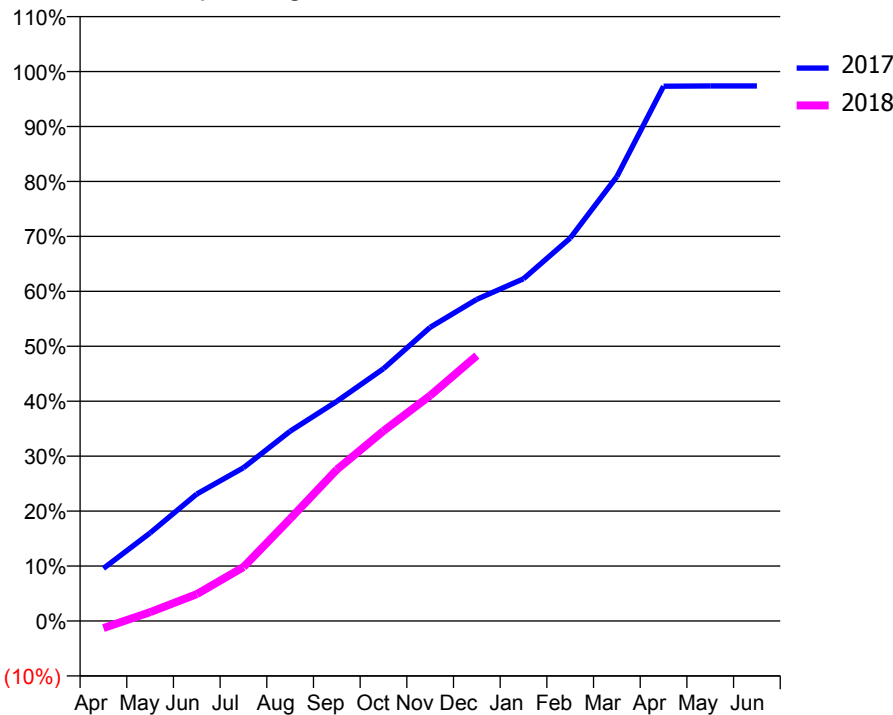
ACCESS*

Patients seen in 24 months	Total	Change since previous quarter
Quarter ending December 2016	2,550	
Quarter ending March 2017	2,646	↑
Quarter ending June 2017	2,510	↓
Quarter ending September 2017	2,487	→
Quarter ending December 2017	2,504	→
Variance since December 2016	(1.8%)	↓



ACTIVITY

Cumulative percentage of contracted UDA delivered 2017 & 2018



Month	Adjusted Scheduled Activity (UDA)	
	2017	2018
April	696	-94
May	1,166	117
June	1,681	356
July	2,029	714
August	2,512	1,353
September	2,909	2,005
October	3,341	2,517
November	3,888	2,984
December	4,258	3,514
January	4,531	
February	5,069	
March	5,884	
April	7,081	
May	7,084	
June	7,084	

QUALITY

	Quantity	Base Number	Contract	AT	Region	England
% of FP17s for the same patient ID Re-attending within 3 months - Children	80	762	10.5%	10.0%	11.6%	12.0%
% of FP17s for the same patient ID Re-attending within 3 months - Adults	265	1,556	17.0%	15.6%	16.7%	15.9%
% of FP17s for the same patient ID Re-attending between 3 & 9 months - Children	302	762	39.6%	47.0%	47.3%	58.0%
% of FP17s for the same patient ID Re-attending between 3 & 9 months - Adults	585	1,556	37.6%	37.8%	38.3%	50.5%
% of FP17s for Band 1 Urgent Courses	193	1,608	12.0%	10.9%	10.5%	9.0%
% of FP17s Relating to Free Repair or Replacements	2	1,608	0.1%	0.6%	0.6%	0.8%
% of FP17s Relating to Continuations	36	1,608	2.2%	0.6%	0.8%	1.1%
% of Patients satisfied with the dentistry they have received	1	1	N/A	88.1%	89.0%	91.5%
% of Patients satisfied with the time they had to wait for an appointment	1	1	N/A	83.4%	84.2%	87.9%

* This is based on patients treated on this contract for their most recent course of treatment. Figures in italics indicate the base number of FP17s or Patient Questionnaire responses are less than 100. N/A is shown where the base number of responses is less than 10 during the period. % is calculated as Quantity/Base number*100

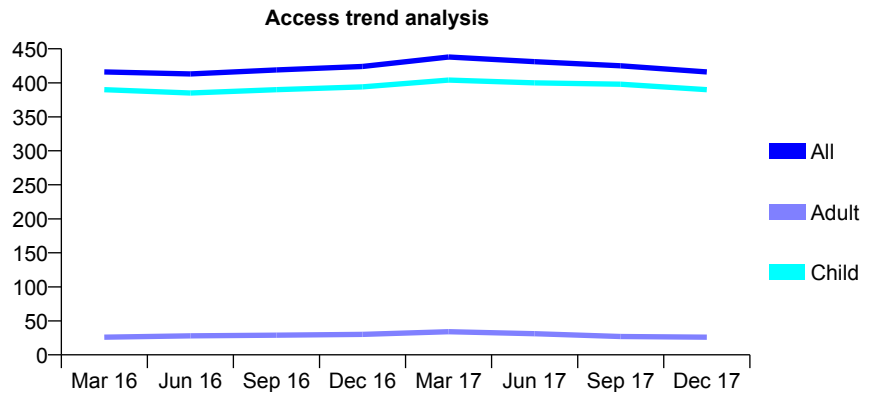
Q62 - Vital Signs At a Glance Contract Report for 175536/0001 - December 2017

Name or company name	Dr B Patel
Contract type name	GDS Contract
Purpose of contract	General
Contract start date	01/02/2012
Contract end date	

17/18 Contracted general activity (UDA)	504
Carry forward general activity (UDA)	-10
17/18 Contracted orthodontic activity (UOA)	0
Carry forward orthodontic activity (UOA)	0
Baseline contract value	£11,912.14

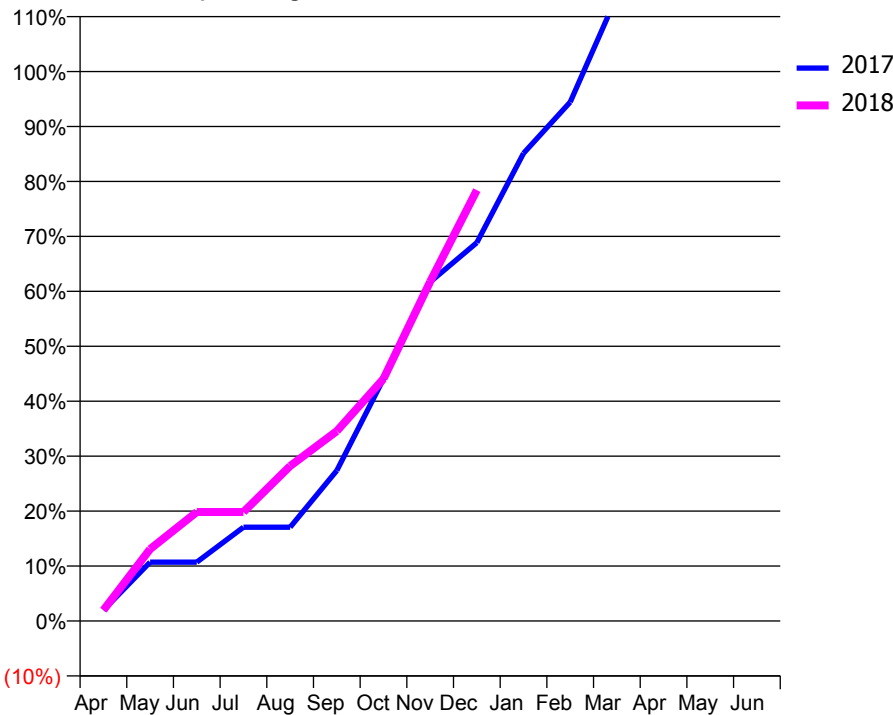
ACCESS*

Patients seen in 24 months	Total	Change since previous quarter
Quarter ending December 2016	424	
Quarter ending March 2017	438	↑
Quarter ending June 2017	431	↓
Quarter ending September 2017	425	↓
Quarter ending December 2017	416	↓
Variance since December 2016	(1.9%)	↓



ACTIVITY

Cumulative percentage of contracted UDA delivered 2017 & 2018



Month	Adjusted Scheduled Activity (UDA)	
	2017	2018
April	10	10
May	54	66
June	54	100
July	86	100
August	86	142
September	138	174
October	222	222
November	311	311
December	347	395
January	429	
February	476	
March	573	
April	595	
May	595	
June	595	

QUALITY

	Quantity	Base Number	Contract	AT	Region	England
% of FP17s for the same patient ID Re-attending within 3 months - Children	7	308	2.3%	10.0%	11.6%	12.0%
% of FP17s for the same patient ID Re-attending within 3 months - Adults	0	9	0.0%	15.6%	16.7%	15.9%
% of FP17s for the same patient ID Re-attending between 3 & 9 months - Children	144	308	46.8%	47.0%	47.3%	58.0%
% of FP17s for the same patient ID Re-attending between 3 & 9 months - Adults	6	9	66.7%	37.8%	38.3%	50.5%
% of FP17s for Band 1 Urgent Courses	0	304	0.0%	10.9%	10.5%	9.0%
% of FP17s Relating to Free Repair or Replacements	0	304	0.0%	0.6%	0.6%	0.8%
% of FP17s Relating to Continuations	0	304	0.0%	0.6%	0.8%	1.1%
% of Patients satisfied with the dentistry they have received	0	0	N/A	88.1%	89.0%	91.5%
% of Patients satisfied with the time they had to wait for an appointment	0	0	N/A	83.4%	84.2%	87.9%

* This is based on patients treated on this contract for their most recent course of treatment. Figures in italics indicate the base number of FP17s or Patient Questionnaire responses are less than 100. N/A is shown where the base number of responses is less than 10 during the period. % is calculated as Quantity/Base number*100

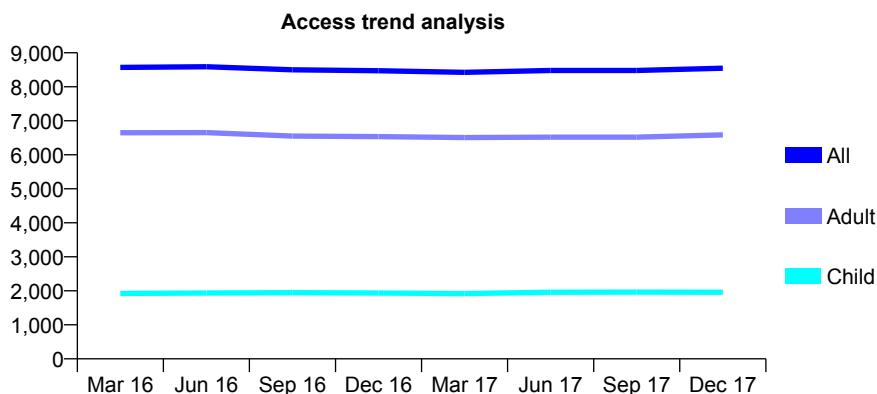
Q62 - Vital Signs At a Glance Contract Report for 178241/0001 - December 2017

Name or company name	Drs Al-Killidar, Al-Killidar & Al-Saidi
Contract type name	GDS Contract
Purpose of contract	General
Contract start date	01/04/2010
Contract end date	

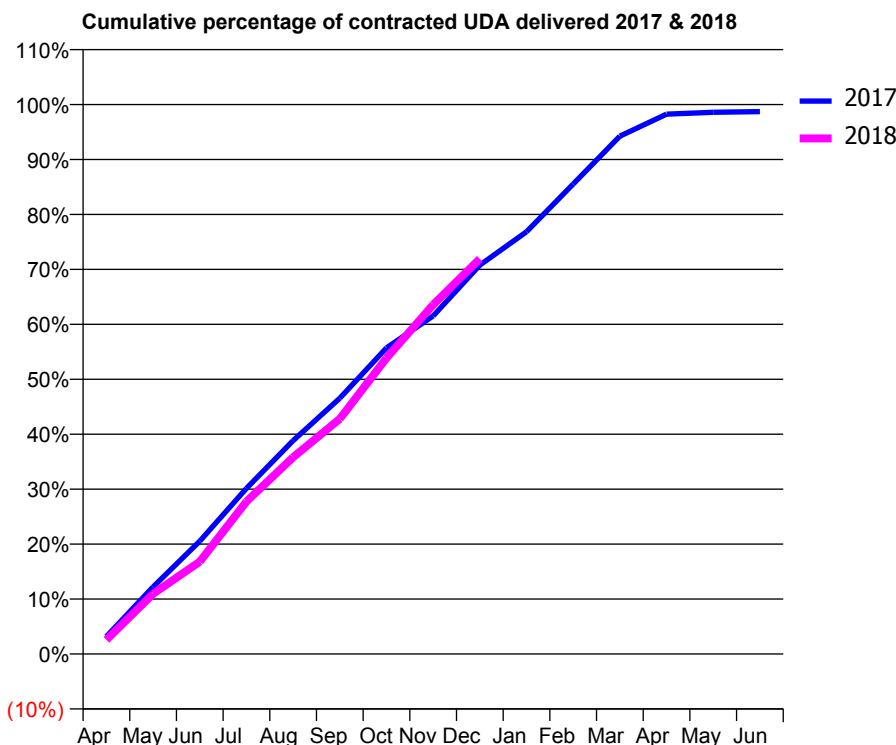
17/18 Contracted general activity (UDA)	33,037
Carry forward general activity (UDA)	428
17/18 Contracted orthodontic activity (UOA)	0
Carry forward orthodontic activity (UOA)	0
Baseline contract value	£1,166,761.73

ACCESS*

Patients seen in 24 months	Total	Change since previous quarter
Quarter ending December 2016	8,473	
Quarter ending March 2017	8,426	→
Quarter ending June 2017	8,481	→
Quarter ending September 2017	8,481	→
Quarter ending December 2017	8,547	→
Variance since December 2016	0.9%	→



ACTIVITY



Month	Adjusted Scheduled Activity (UDA)	
	2017	2018
April	1,053	853
May	4,037	3,624
June	6,785	5,554
July	9,961	9,170
August	12,834	11,832
September	15,379	14,139
October	18,402	17,793
November	20,323	21,004
December	23,378	23,756
January	25,388	
February	28,253	
March	31,132	
April	32,457	
May	32,566	
June	32,609	

QUALITY

	Quantity	Base Number	Contract	AT	Region	England
% of FP17s for the same patient ID Re-attending within 3 months - Children	126	1,650	7.6%	10.0%	11.6%	12.0%
% of FP17s for the same patient ID Re-attending within 3 months - Adults	452	4,639	9.7%	15.6%	16.7%	15.9%
% of FP17s for the same patient ID Re-attending between 3 & 9 months - Children	643	1,650	39.0%	47.0%	47.3%	58.0%
% of FP17s for the same patient ID Re-attending between 3 & 9 months - Adults	1,287	4,639	27.7%	37.8%	38.3%	50.5%
% of FP17s for Band 1 Urgent Courses	703	5,886	11.9%	10.9%	10.5%	9.0%
% of FP17s Relating to Free Repair or Replacements	0	5,886	0.0%	0.6%	0.6%	0.8%
% of FP17s Relating to Continuations	38	5,886	0.6%	0.6%	0.8%	1.1%
% of Patients satisfied with the dentistry they have received	12	14	85.7%	88.1%	89.0%	91.5%
% of Patients satisfied with the time they had to wait for an appointment	12	14	85.7%	83.4%	84.2%	87.9%

* This is based on patients treated on this contract for their most recent course of treatment. Figures in italics indicate the base number of FP17s or Patient Questionnaire responses are less than 100. N/A is shown where the base number of responses is less than 10 during the period. % is calculated as Quantity/Base number*100

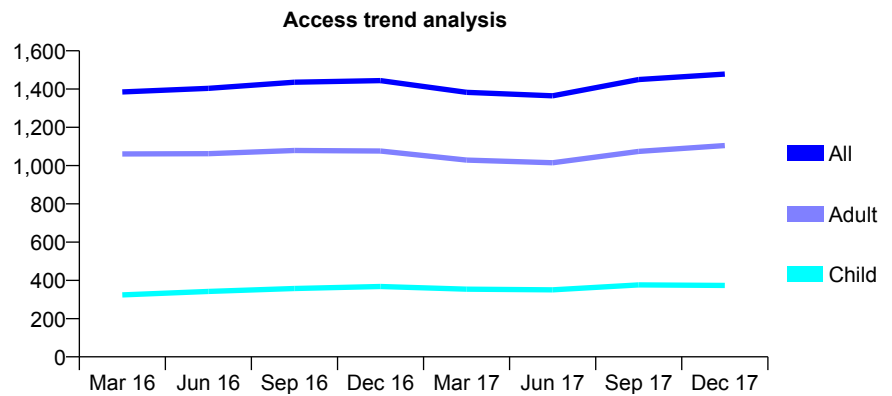
Q62 - Vital Signs At a Glance Contract Report for 178632/0001 - December 2017

Name or company name	DR Sherer & DR Levin
Contract type name	GDS Contract
Purpose of contract	General
Contract start date	01/04/2010
Contract end date	

17/18 Contracted general activity (UDA)	3,046
Carry forward general activity (UDA)	-55
17/18 Contracted orthodontic activity (UOA)	0
Carry forward orthodontic activity (UOA)	0
Baseline contract value	£95,547.42

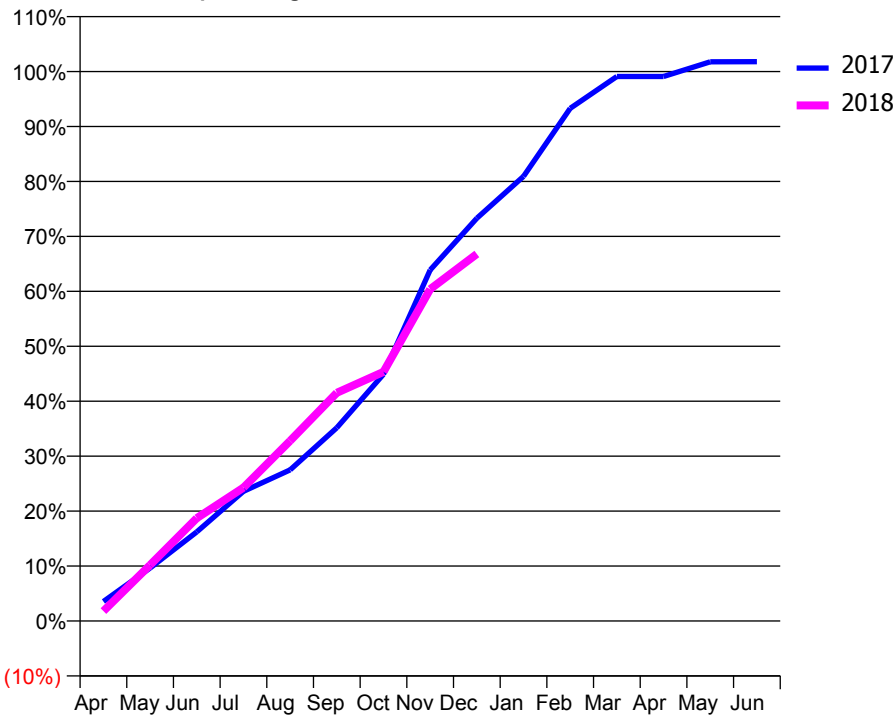
ACCESS*

Patients seen in 24 months	Total	Change since previous quarter
Quarter ending December 2016	1,444	
Quarter ending March 2017	1,383	↓
Quarter ending June 2017	1,365	↓
Quarter ending September 2017	1,450	↑
Quarter ending December 2017	1,478	→
Variance since December 2016	2.4%	↑



ACTIVITY

Cumulative percentage of contracted UDA delivered 2017 & 2018



Month	Adjusted Scheduled Activity (UDA)	
	2017	2018
April	109	55
May	294	311
June	494	570
July	719	739
August	838	999
September	1,071	1,265
October	1,368	1,381
November	1,946	1,840
December	2,233	2,035
January	2,465	
February	2,841	
March	3,019	
April	3,019	
May	3,100	
June	3,101	

QUALITY

	Quantity	Base Number	Contract	AT	Region	England
% of FP17s for the same patient ID Re-attending within 3 months - Children	26	342	7.6%	10.0%	11.6%	12.0%
% of FP17s for the same patient ID Re-attending within 3 months - Adults	105	780	13.5%	15.6%	16.7%	15.9%
% of FP17s for the same patient ID Re-attending between 3 & 9 months - Children	156	342	45.6%	47.0%	47.3%	58.0%
% of FP17s for the same patient ID Re-attending between 3 & 9 months - Adults	211	780	27.1%	37.8%	38.3%	50.5%
% of FP17s for Band 1 Urgent Courses	188	1,079	17.4%	10.9%	10.5%	9.0%
% of FP17s Relating to Free Repair or Replacements	5	1,079	0.5%	0.6%	0.6%	0.8%
% of FP17s Relating to Continuations	11	1,079	1.0%	0.6%	0.8%	1.1%
% of Patients satisfied with the dentistry they have received	3	5	N/A	88.1%	89.0%	91.5%
% of Patients satisfied with the time they had to wait for an appointment	3	5	N/A	83.4%	84.2%	87.9%

* This is based on patients treated on this contract for their most recent course of treatment. Figures in italics indicate the base number of FP17s or Patient Questionnaire responses are less than 100. N/A is shown where the base number of responses is less than 10 during the period. % is calculated as Quantity/Base number*100

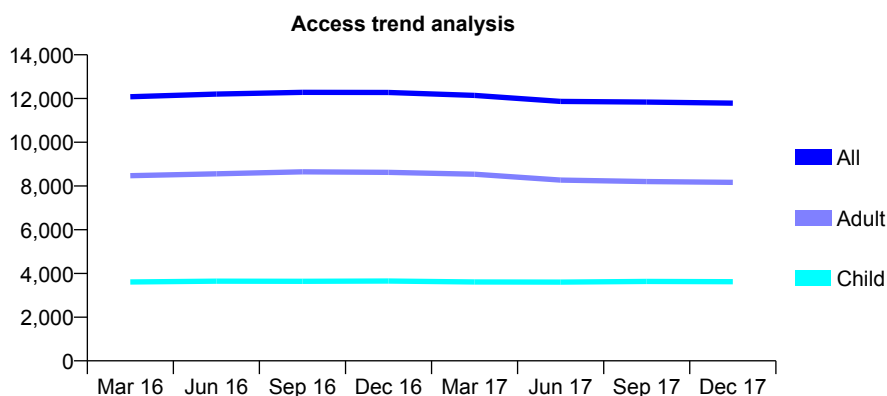
Q62 - Vital Signs At a Glance Contract Report for 180122/0001 - December 2017

Name or company name	IDH Limited
Contract type name	GDS Contract
Purpose of contract	General
Contract start date	01/08/2008
Contract end date	

17/18 Contracted general activity (UDA)	34,899
Carry forward general activity (UDA)	-410
17/18 Contracted orthodontic activity (UOA)	0
Carry forward orthodontic activity (UOA)	0
Baseline contract value	£1,028,907.23

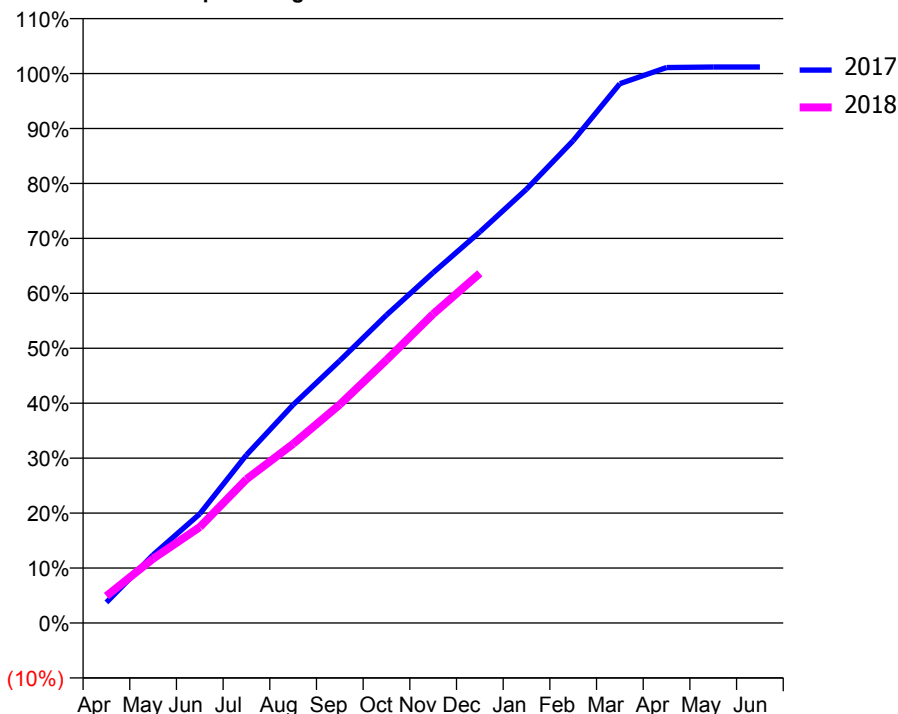
ACCESS*

Patients seen in 24 months	Total	Change since previous quarter
Quarter ending December 2016	12,275	
Quarter ending March 2017	12,141	↓
Quarter ending June 2017	11,869	↓
Quarter ending September 2017	11,837	→
Quarter ending December 2017	11,786	→
Variance since December 2016	(4.0%)	↓



ACTIVITY

Cumulative percentage of contracted UDA delivered 2017 & 2018



Month	Adjusted Scheduled Activity (UDA)	
	2017	2018
April	1,309	1,713
May	4,328	4,089
June	6,929	6,092
July	10,672	9,135
August	13,859	11,382
September	16,663	13,879
October	19,558	16,705
November	22,250	19,628
December	24,838	22,211
January	27,557	
February	30,635	
March	34,254	
April	35,277	
May	35,308	
June	35,309	

QUALITY

	Quantity	Base Number	Contract	AT	Region	England
% of FP17s for the same patient ID Re-attending within 3 months - Children	123	3,139	3.9%	10.0%	11.6%	12.0%
% of FP17s for the same patient ID Re-attending within 3 months - Adults	574	6,429	8.9%	15.6%	16.7%	15.9%
% of FP17s for the same patient ID Re-attending between 3 & 9 months - Children	1,373	3,139	43.7%	47.0%	47.3%	58.0%
% of FP17s for the same patient ID Re-attending between 3 & 9 months - Adults	2,647	6,429	41.2%	37.8%	38.3%	50.5%
% of FP17s for Band 1 Urgent Courses	463	9,303	5.0%	10.9%	10.5%	9.0%
% of FP17s Relating to Free Repair or Replacements	75	9,303	0.8%	0.6%	0.6%	0.8%
% of FP17s Relating to Continuations	100	9,303	1.1%	0.6%	0.8%	1.1%
% of Patients satisfied with the dentistry they have received	6	7	N/A	88.1%	89.0%	91.5%
% of Patients satisfied with the time they had to wait for an appointment	6	7	N/A	83.4%	84.2%	87.9%

* This is based on patients treated on this contract for their most recent course of treatment. Figures in italics indicate the base number of FP17s or Patient Questionnaire responses are less than 100. N/A is shown where the base number of responses is less than 10 during the period. % is calculated as Quantity/Base number*100

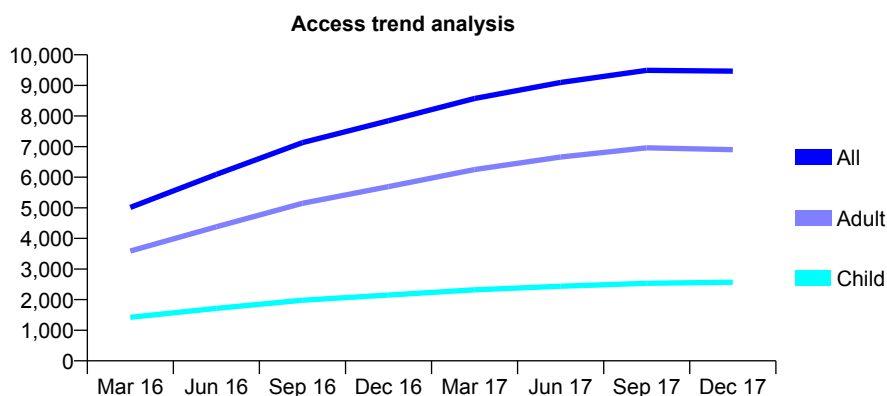
Q62 - Vital Signs At a Glance Contract Report for 180505/0001 - December 2017

Name or company name	A Patel, K Patel, G Pathmanathan
Contract type name	GDS Contract
Purpose of contract	General and Orthodontic
Contract start date	01/08/2015
Contract end date	

17/18 Contracted general activity (UDA)	27,409
Carry forward general activity (UDA)	-511
17/18 Contracted orthodontic activity (UOA)	451
Carry forward orthodontic activity (UOA)	-9
Baseline contract value	£902,585.47

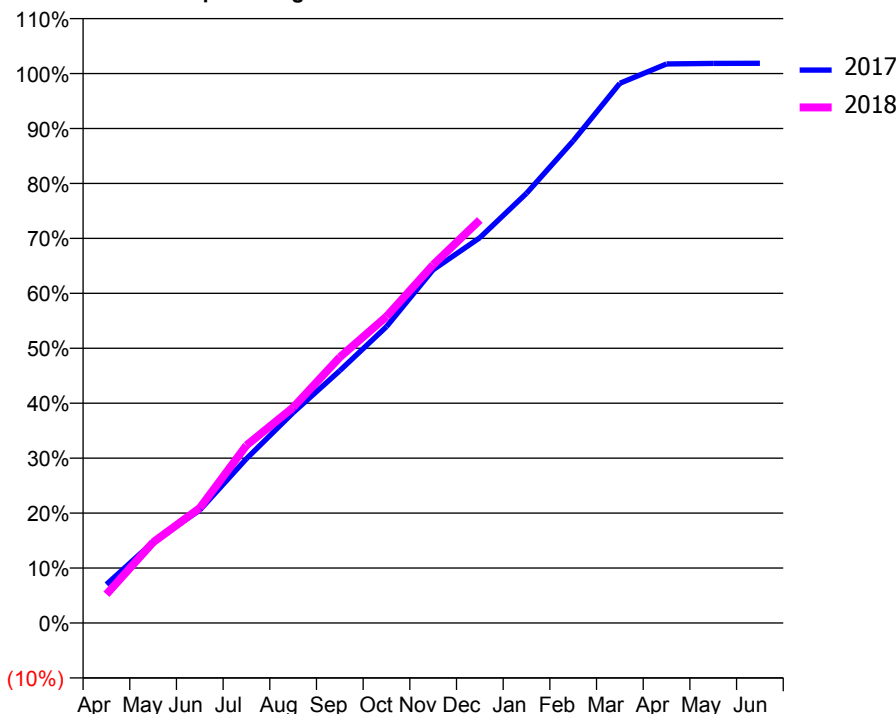
ACCESS*

Patients seen in 24 months	Total	Change since previous quarter
Quarter ending December 2016	7,845	
Quarter ending March 2017	8,574	↑
Quarter ending June 2017	9,097	↑
Quarter ending September 2017	9,494	↑
Quarter ending December 2017	9,468	→
Variance since December 2016	20.7%	↑



ACTIVITY

Cumulative percentage of contracted UDA delivered 2017 & 2018



Month	Adjusted Scheduled Activity (UDA)	
	2017	2018
April	1,927	1,432
May	4,040	4,030
June	5,629	5,737
July	8,199	8,862
August	10,493	10,754
September	12,586	13,259
October	14,784	15,290
November	17,622	17,868
December	19,216	20,102
January	21,435	
February	24,046	
March	26,919	
April	27,887	
May	27,915	
June	27,920	

QUALITY

	Quantity	Base Number	Contract	AT	Region	England
% of FP17s for the same patient ID Re-attending within 3 months - Children	206	2,498	8.2%	10.0%	11.6%	12.0%
% of FP17s for the same patient ID Re-attending within 3 months - Adults	742	5,807	12.8%	15.6%	16.7%	15.9%
% of FP17s for the same patient ID Re-attending between 3 & 9 months - Children	1,213	2,498	48.6%	47.0%	47.3%	58.0%
% of FP17s for the same patient ID Re-attending between 3 & 9 months - Adults	2,457	5,807	42.3%	37.8%	38.3%	50.5%
% of FP17s for Band 1 Urgent Courses	686	7,863	8.7%	10.9%	10.5%	9.0%
% of FP17s Relating to Free Repair or Replacements	37	7,863	0.5%	0.6%	0.6%	0.8%
% of FP17s Relating to Continuations	8	7,863	0.1%	0.6%	0.8%	1.1%
% of Patients satisfied with the dentistry they have received	8	8	N/A	88.1%	89.0%	91.5%
% of Patients satisfied with the time they had to wait for an appointment	8	8	N/A	83.4%	84.2%	87.9%

* This is based on patients treated on this contract for their most recent course of treatment. Figures in italics indicate the base number of FP17s or Patient Questionnaire responses are less than 100. N/A is shown where the base number of responses is less than 10 during the period. % is calculated as Quantity/Base number*100

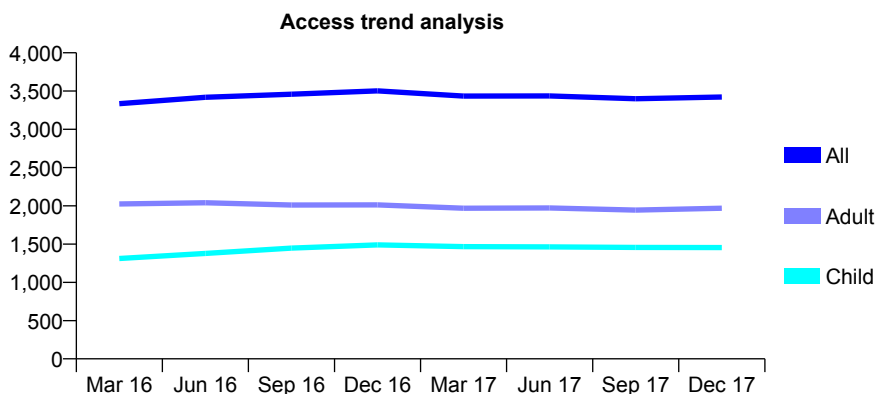
Q62 - Vital Signs At a Glance Contract Report for 182613/0001 - December 2017

Name or company name	Harlesden Health Ltd
Contract type name	GDS Contract
Purpose of contract	General
Contract start date	01/11/2009
Contract end date	

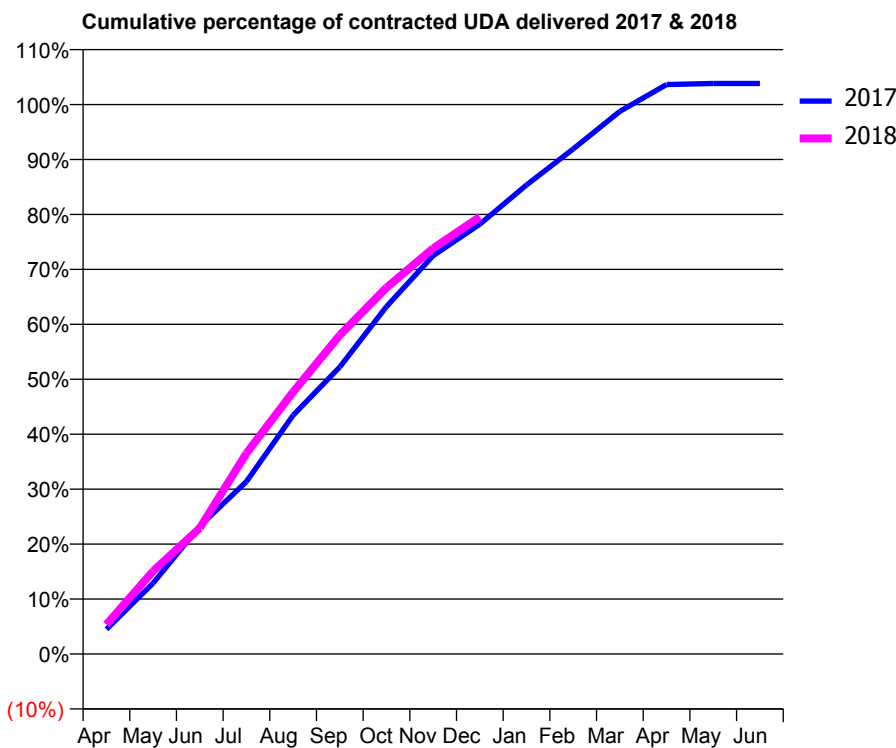
17/18 Contracted general activity (UDA)	14,600
Carry forward general activity (UDA)	-292
17/18 Contracted orthodontic activity (UOA)	0
Carry forward orthodontic activity (UOA)	0
Baseline contract value	£444,810.82

ACCESS*

Patients seen in 24 months	Total	Change since previous quarter
Quarter ending December 2016	3,502	
Quarter ending March 2017	3,435	↓
Quarter ending June 2017	3,436	→
Quarter ending September 2017	3,400	↓
Quarter ending December 2017	3,422	→
Variance since December 2016	(2.3%)	↓



ACTIVITY



Month	Adjusted Scheduled Activity (UDA)	
	2017	2018
April	659	785
May	1,883	2,202
June	3,399	3,347
July	4,583	5,333
August	6,344	6,964
September	7,628	8,475
October	9,230	9,733
November	10,585	10,780
December	11,419	11,616
January	12,462	
February	13,419	
March	14,419	
April	15,129	
May	15,158	
June	15,158	

QUALITY

	Quantity	Base Number	Contract	AT	Region	England
% of FP17s for the same patient ID Re-attending within 3 months - Children	55	1,168	4.7%	10.0%	11.6%	12.0%
% of FP17s for the same patient ID Re-attending within 3 months - Adults	151	1,370	11.0%	15.6%	16.7%	15.9%
% of FP17s for the same patient ID Re-attending between 3 & 9 months - Children	395	1,168	33.8%	47.0%	47.3%	58.0%
% of FP17s for the same patient ID Re-attending between 3 & 9 months - Adults	404	1,370	29.5%	37.8%	38.3%	50.5%
% of FP17s for Band 1 Urgent Courses	133	2,350	5.7%	10.9%	10.5%	9.0%
% of FP17s Relating to Free Repair or Replacements	0	2,350	0.0%	0.6%	0.6%	0.8%
% of FP17s Relating to Continuations	3	2,350	0.1%	0.6%	0.8%	1.1%
% of Patients satisfied with the dentistry they have received	3	5	N/A	88.1%	89.0%	91.5%
% of Patients satisfied with the time they had to wait for an appointment	2	5	N/A	83.4%	84.2%	87.9%

* This is based on patients treated on this contract for their most recent course of treatment. Figures in italics indicate the base number of FP17s or Patient Questionnaire responses are less than 100. N/A is shown where the base number of responses is less than 10 during the period. % is calculated as Quantity/Base number*100

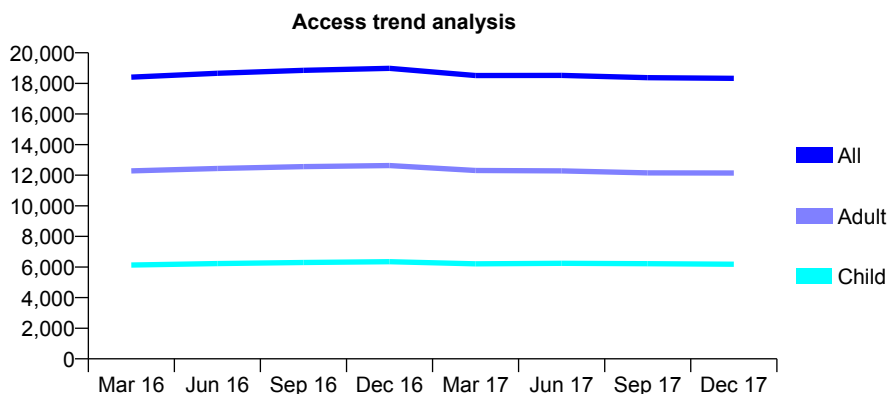
Q62 - Vital Signs At a Glance Contract Report for 182680/0001 - December 2017

Name or company name	Inspire Dental Southall Ltd
Contract type name	GDS Contract
Purpose of contract	General and Orthodontic
Contract start date	01/05/2007
Contract end date	

17/18 Contracted general activity (UDA)	54,717
Carry forward general activity (UDA)	-955
17/18 Contracted orthodontic activity (UOA)	3,640
Carry forward orthodontic activity (UOA)	-73
Baseline contract value	£1,691,646.95

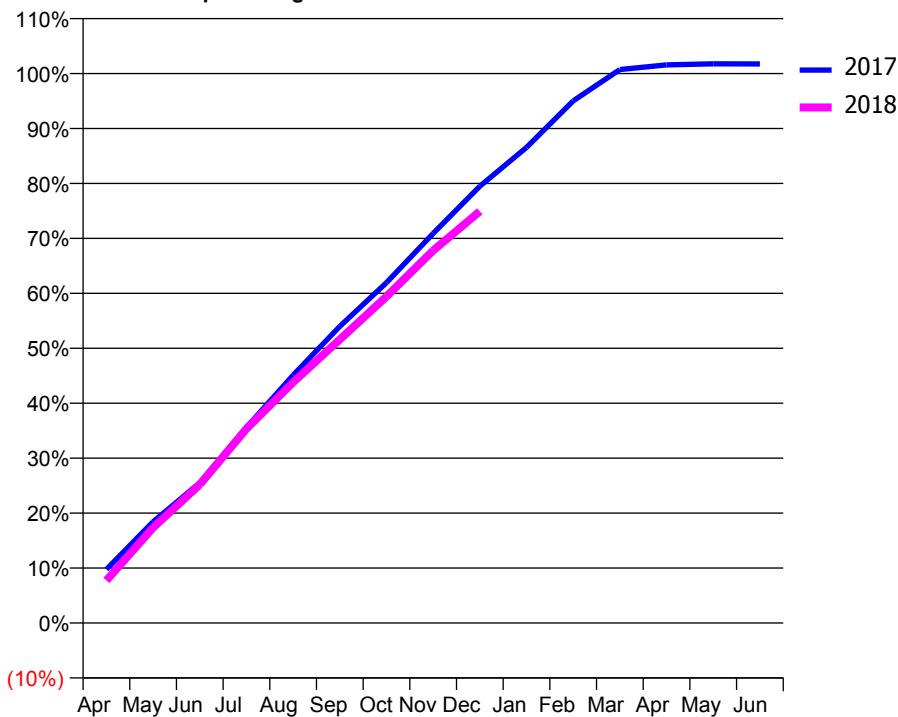
ACCESS*

Patients seen in 24 months	Total	Change since previous quarter
Quarter ending December 2016	18,983	
Quarter ending March 2017	18,515	↓
Quarter ending June 2017	18,525	→
Quarter ending September 2017	18,375	→
Quarter ending December 2017	18,333	→
Variance since December 2016	(3.4%)	↓



ACTIVITY

Cumulative percentage of contracted UDA delivered 2017 & 2018



Month	Adjusted Scheduled Activity (UDA)	
	2017	2018
April	5,349	4,240
May	10,084	9,502
June	13,956	13,794
July	19,483	19,341
August	24,672	23,968
September	29,533	28,233
October	33,892	32,508
November	38,799	37,098
December	43,492	41,001
January	47,363	
February	51,984	
March	55,110	
April	55,578	
May	55,687	
June	55,672	

QUALITY

	Quantity	Base Number	Contract	AT	Region	England
% of FP17s for the same patient ID Re-attending within 3 months - Children	456	6,844	6.7%	10.0%	11.6%	12.0%
% of FP17s for the same patient ID Re-attending within 3 months - Adults	768	9,579	8.0%	15.6%	16.7%	15.9%
% of FP17s for the same patient ID Re-attending between 3 & 9 months - Children	4,196	6,844	61.3%	47.0%	47.3%	58.0%
% of FP17s for the same patient ID Re-attending between 3 & 9 months - Adults	4,201	9,579	43.9%	37.8%	38.3%	50.5%
% of FP17s for Band 1 Urgent Courses	745	15,791	4.7%	10.9%	10.5%	9.0%
% of FP17s Relating to Free Repair or Replacements	80	15,791	0.5%	0.6%	0.6%	0.8%
% of FP17s Relating to Continuations	32	15,791	0.2%	0.6%	0.8%	1.1%
% of Patients satisfied with the dentistry they have received	10	12	83.3%	88.1%	89.0%	91.5%
% of Patients satisfied with the time they had to wait for an appointment	9	12	75.0%	83.4%	84.2%	87.9%

* This is based on patients treated on this contract for their most recent course of treatment. Figures in italics indicate the base number of FP17s or Patient Questionnaire responses are less than 100. N/A is shown where the base number of responses is less than 10 during the period. % is calculated as Quantity/Base number*100

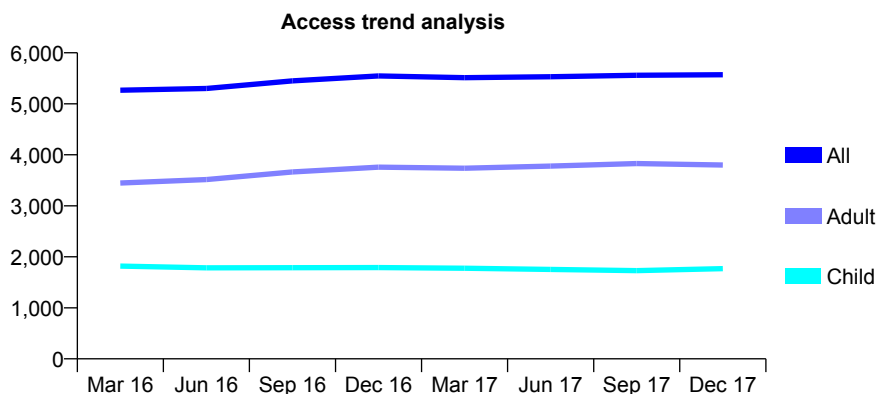
Q62 - Vital Signs At a Glance Contract Report for 183873/0001 - December 2017

Name or company name	Care Dental Ltd
Contract type name	GDS Contract
Purpose of contract	General
Contract start date	08/03/2007
Contract end date	

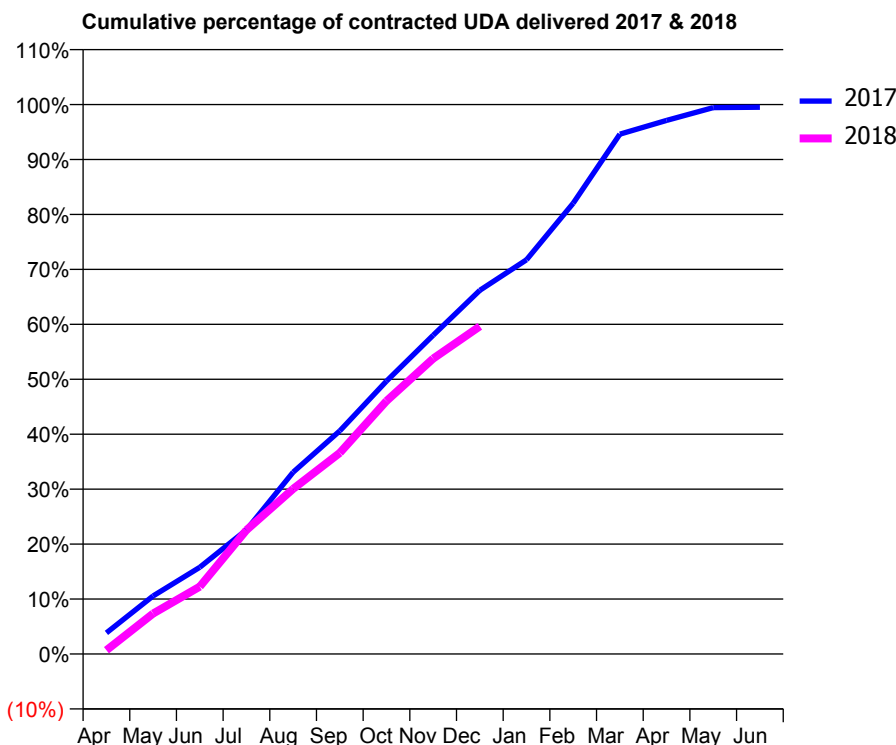
17/18 Contracted general activity (UDA)	17,139
Carry forward general activity (UDA)	85
17/18 Contracted orthodontic activity (UOA)	0
Carry forward orthodontic activity (UOA)	0
Baseline contract value	£510,582.41

ACCESS*

Patients seen in 24 months	Total	Change since previous quarter
Quarter ending December 2016	5,546	
Quarter ending March 2017	5,513	→
Quarter ending June 2017	5,531	→
Quarter ending September 2017	5,559	→
Quarter ending December 2017	5,569	→
Variance since December 2016	0.4%	→



ACTIVITY



Month	Adjusted Scheduled Activity (UDA)	
	2017	2018
April	659	117
May	1,812	1,264
June	2,706	2,101
July	3,876	3,864
August	5,670	5,152
September	6,960	6,275
October	8,512	7,891
November	9,944	9,214
December	11,342	10,222
January	12,295	
February	14,060	
March	16,215	
April	16,643	
May	17,043	
June	17,054	

QUALITY

	Quantity	Base Number	Contract	AT	Region	England
% of FP17s for the same patient ID Re-attending within 3 months - Children	90	1,216	7.4%	10.0%	11.6%	12.0%
% of FP17s for the same patient ID Re-attending within 3 months - Adults	298	2,135	14.0%	15.6%	16.7%	15.9%
% of FP17s for the same patient ID Re-attending between 3 & 9 months - Children	257	1,216	21.1%	47.0%	47.3%	58.0%
% of FP17s for the same patient ID Re-attending between 3 & 9 months - Adults	519	2,135	24.3%	37.8%	38.3%	50.5%
% of FP17s for Band 1 Urgent Courses	56	3,135	1.8%	10.9%	10.5%	9.0%
% of FP17s Relating to Free Repair or Replacements	56	3,135	1.8%	0.6%	0.6%	0.8%
% of FP17s Relating to Continuations	30	3,135	1.0%	0.6%	0.8%	1.1%
% of Patients satisfied with the dentistry they have received	10	11	90.9%	88.1%	89.0%	91.5%
% of Patients satisfied with the time they had to wait for an appointment	9	11	81.8%	83.4%	84.2%	87.9%

* This is based on patients treated on this contract for their most recent course of treatment. Figures in italics indicate the base number of FP17s or Patient Questionnaire responses are less than 100. N/A is shown where the base number of responses is less than 10 during the period. % is calculated as Quantity/Base number*100

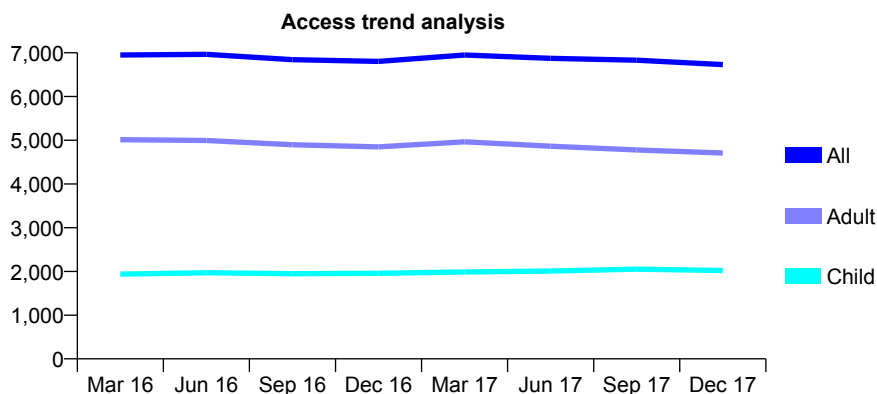
Q62 - Vital Signs At a Glance Contract Report for 184039/0001 - December 2017

Name or company name	Dr M Delahaye & Associates
Contract type name	GDS Contract
Purpose of contract	General
Contract start date	01/04/2011
Contract end date	

17/18 Contracted general activity (UDA)	18,725
Carry forward general activity (UDA)	708
17/18 Contracted orthodontic activity (UOA)	0
Carry forward orthodontic activity (UOA)	0
Baseline contract value	£472,192.39

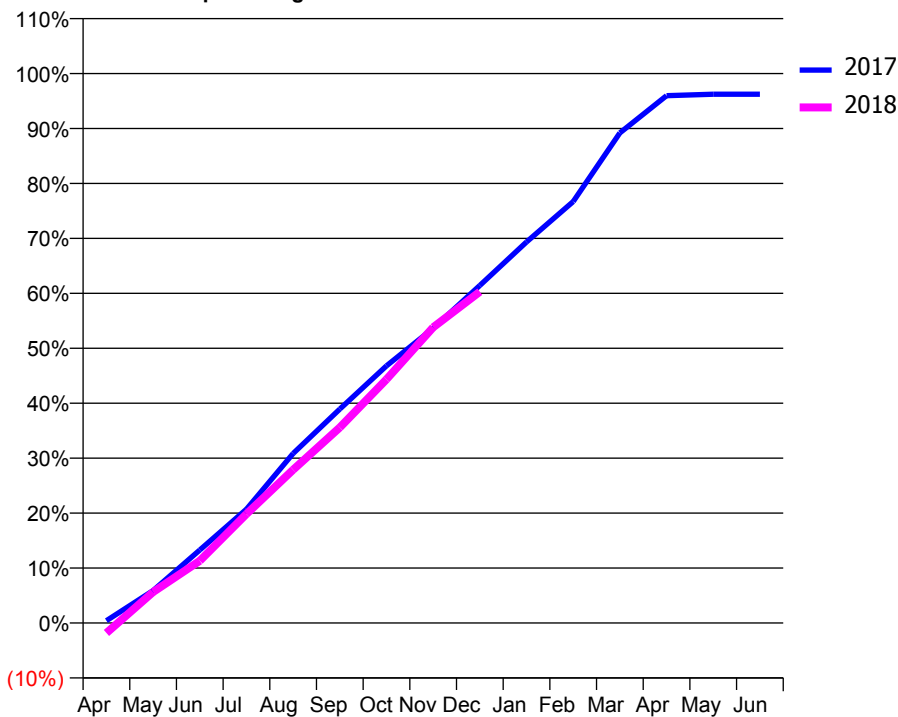
ACCESS*

Patients seen in 24 months	Total	Change since previous quarter
Quarter ending December 2016	6,803	
Quarter ending March 2017	6,951	↑
Quarter ending June 2017	6,874	↓
Quarter ending September 2017	6,830	→
Quarter ending December 2017	6,729	↓
Variance since December 2016	(1.1%)	↓



ACTIVITY

Cumulative percentage of contracted UDA delivered 2017 & 2018



Month	Adjusted Scheduled Activity (UDA)	
	2017	2018
April	81	-343
May	1,108	1,059
June	2,489	2,120
July	3,877	3,716
August	5,777	5,225
September	7,291	6,663
October	8,762	8,304
November	10,043	10,076
December	11,503	11,290
January	12,985	
February	14,360	
March	16,699	
April	17,967	
May	18,017	
June	18,017	

QUALITY

	Quantity	Base Number	Contract	AT	Region	England
% of FP17s for the same patient ID Re-attending within 3 months - Children	186	1,846	10.1%	10.0%	11.6%	12.0%
% of FP17s for the same patient ID Re-attending within 3 months - Adults	542	3,537	15.3%	15.6%	16.7%	15.9%
% of FP17s for the same patient ID Re-attending between 3 & 9 months - Children	705	1,846	38.2%	47.0%	47.3%	58.0%
% of FP17s for the same patient ID Re-attending between 3 & 9 months - Adults	1,021	3,537	28.9%	37.8%	38.3%	50.5%
% of FP17s for Band 1 Urgent Courses	670	4,930	13.6%	10.9%	10.5%	9.0%
% of FP17s Relating to Free Repair or Replacements	82	4,930	1.7%	0.6%	0.6%	0.8%
% of FP17s Relating to Continuations	57	4,930	1.2%	0.6%	0.8%	1.1%
% of Patients satisfied with the dentistry they have received	3	4	N/A	88.1%	89.0%	91.5%
% of Patients satisfied with the time they had to wait for an appointment	4	4	N/A	83.4%	84.2%	87.9%

* This is based on patients treated on this contract for their most recent course of treatment. Figures in italics indicate the base number of FP17s or Patient Questionnaire responses are less than 100. N/A is shown where the base number of responses is less than 10 during the period. % is calculated as Quantity/Base number*100

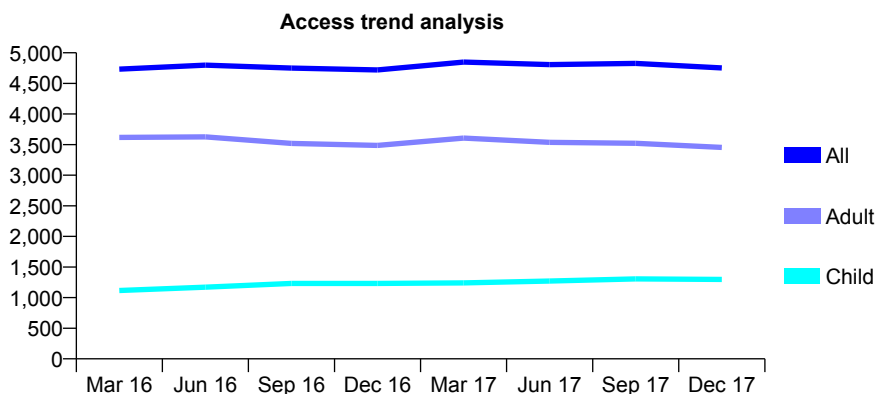
Q62 - Vital Signs At a Glance Contract Report for 184438/0001 - December 2017

Name or company name	Cedars Trading Limited
Contract type name	GDS Contract
Purpose of contract	General
Contract start date	01/04/2009
Contract end date	

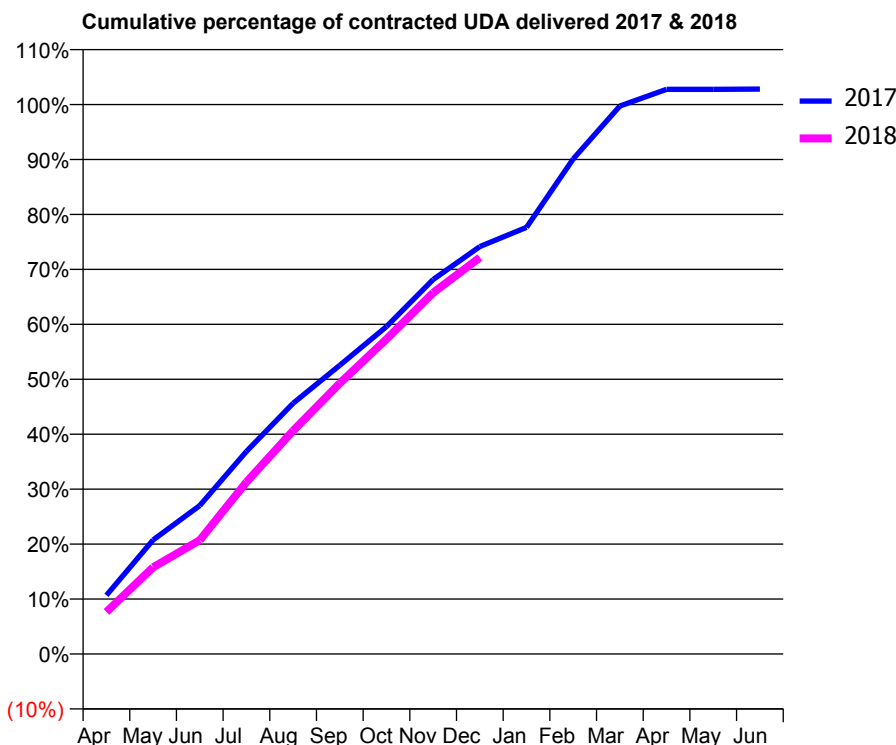
17/18 Contracted general activity (UDA)	13,526
Carry forward general activity (UDA)	-271
17/18 Contracted orthodontic activity (UOA)	0
Carry forward orthodontic activity (UOA)	0
Baseline contract value	£377,132.39

ACCESS*

Patients seen in 24 months	Total	Change since previous quarter
Quarter ending December 2016	4,719	
Quarter ending March 2017	4,848	↑
Quarter ending June 2017	4,808	→
Quarter ending September 2017	4,827	→
Quarter ending December 2017	4,752	↓
Variance since December 2016	0.7%	→



ACTIVITY



Month	Adjusted Scheduled Activity (UDA)	
	2017	2018
April	1,446	1,035
May	2,809	2,137
June	3,654	2,802
July	4,986	4,233
August	6,172	5,497
September	7,109	6,663
October	8,059	7,750
November	9,220	8,893
December	10,028	9,759
January	10,502	
February	12,186	
March	13,490	
April	13,899	
May	13,899	
June	13,906	

QUALITY

	Quantity	Base Number	Contract	AT	Region	England
% of FP17s for the same patient ID Re-attending within 3 months - Children	77	1,096	7.0%	10.0%	11.6%	12.0%
% of FP17s for the same patient ID Re-attending within 3 months - Adults	297	2,396	12.4%	15.6%	16.7%	15.9%
% of FP17s for the same patient ID Re-attending between 3 & 9 months - Children	482	1,096	44.0%	47.0%	47.3%	58.0%
% of FP17s for the same patient ID Re-attending between 3 & 9 months - Adults	715	2,396	29.8%	37.8%	38.3%	50.5%
% of FP17s for Band 1 Urgent Courses	177	3,313	5.3%	10.9%	10.5%	9.0%
% of FP17s Relating to Free Repair or Replacements	38	3,313	1.1%	0.6%	0.6%	0.8%
% of FP17s Relating to Continuations	29	3,313	0.9%	0.6%	0.8%	1.1%
% of Patients satisfied with the dentistry they have received	1	1	N/A	88.1%	89.0%	91.5%
% of Patients satisfied with the time they had to wait for an appointment	1	1	N/A	83.4%	84.2%	87.9%

* This is based on patients treated on this contract for their most recent course of treatment. Figures in italics indicate the base number of FP17s or Patient Questionnaire responses are less than 100. N/A is shown where the base number of responses is less than 10 during the period. % is calculated as Quantity/Base number*100

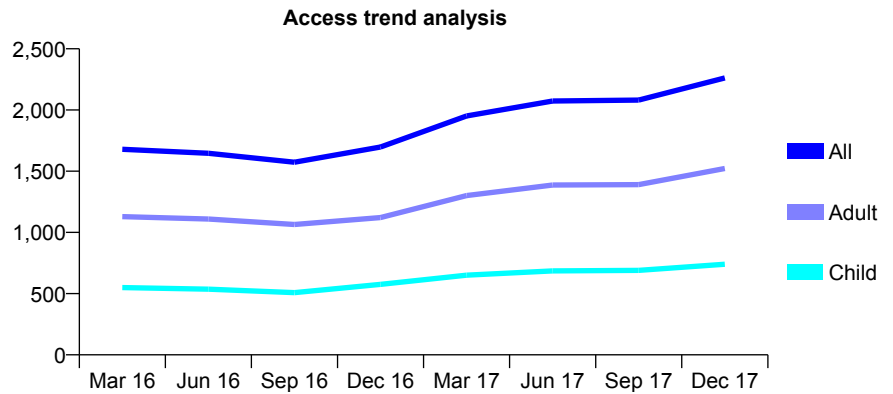
Q62 - Vital Signs At a Glance Contract Report for 184675/0001 - December 2017

Name or company name	Dr T Jabbar
Contract type name	GDS Contract
Purpose of contract	General
Contract start date	01/10/2012
Contract end date	

17/18 Contracted general activity (UDA)	5,952
Carry forward general activity (UDA)	236
17/18 Contracted orthodontic activity (UOA)	0
Carry forward orthodontic activity (UOA)	0
Baseline contract value	£155,935.62

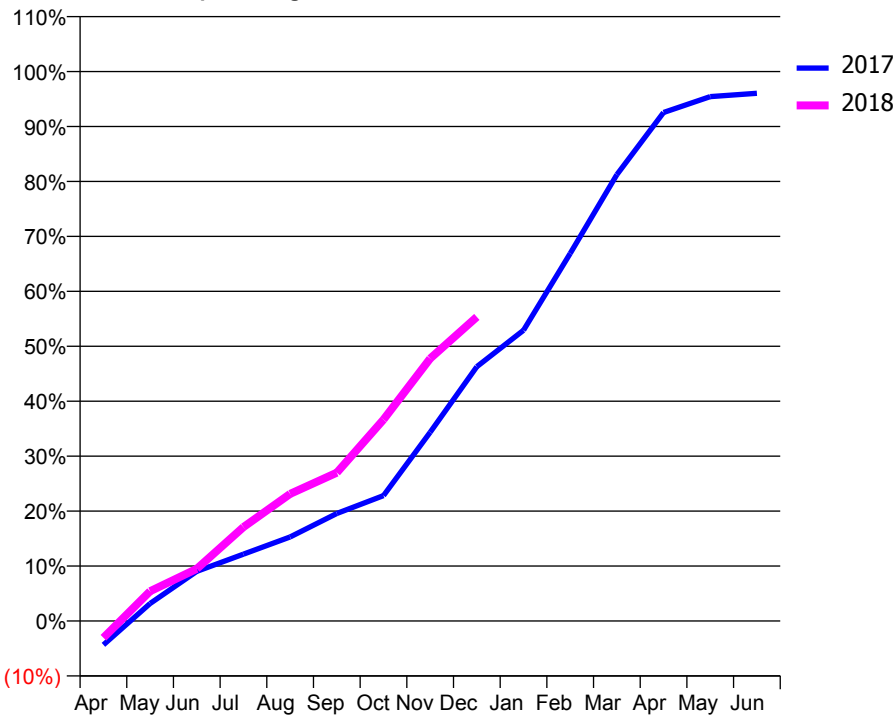
ACCESS*

Patients seen in 24 months	Total	Change since previous quarter
Quarter ending December 2016	1,698	
Quarter ending March 2017	1,952	↑
Quarter ending June 2017	2,073	↑
Quarter ending September 2017	2,081	→
Quarter ending December 2017	2,262	↑
Variance since December 2016	33.2%	↑



ACTIVITY

Cumulative percentage of contracted UDA delivered 2017 & 2018



Month	Adjusted Scheduled Activity (UDA)	
	2017	2018
April	-259	-183
May	189	322
June	538	566
July	725	1,017
August	910	1,377
September	1,164	1,607
October	1,359	2,181
November	2,044	2,844
December	2,755	3,295
January	3,150	
February	3,981	
March	4,835	
April	5,508	
May	5,680	
June	5,716	

QUALITY

	Quantity	Base Number	Contract	AT	Region	England
% of FP17s for the same patient ID Re-attending within 3 months - Children	92	757	12.2%	10.0%	11.6%	12.0%
% of FP17s for the same patient ID Re-attending within 3 months - Adults	270	1,447	18.7%	15.6%	16.7%	15.9%
% of FP17s for the same patient ID Re-attending between 3 & 9 months - Children	361	757	47.7%	47.0%	47.3%	58.0%
% of FP17s for the same patient ID Re-attending between 3 & 9 months - Adults	520	1,447	35.9%	37.8%	38.3%	50.5%
% of FP17s for Band 1 Urgent Courses	228	1,554	14.7%	10.9%	10.5%	9.0%
% of FP17s Relating to Free Repair or Replacements	8	1,554	0.5%	0.6%	0.6%	0.8%
% of FP17s Relating to Continuations	5	1,554	0.3%	0.6%	0.8%	1.1%
% of Patients satisfied with the dentistry they have received	1	2	N/A	88.1%	89.0%	91.5%
% of Patients satisfied with the time they had to wait for an appointment	2	2	N/A	83.4%	84.2%	87.9%

* This is based on patients treated on this contract for their most recent course of treatment. Figures in italics indicate the base number of FP17s or Patient Questionnaire responses are less than 100. N/A is shown where the base number of responses is less than 10 during the period. % is calculated as Quantity/Base number*100

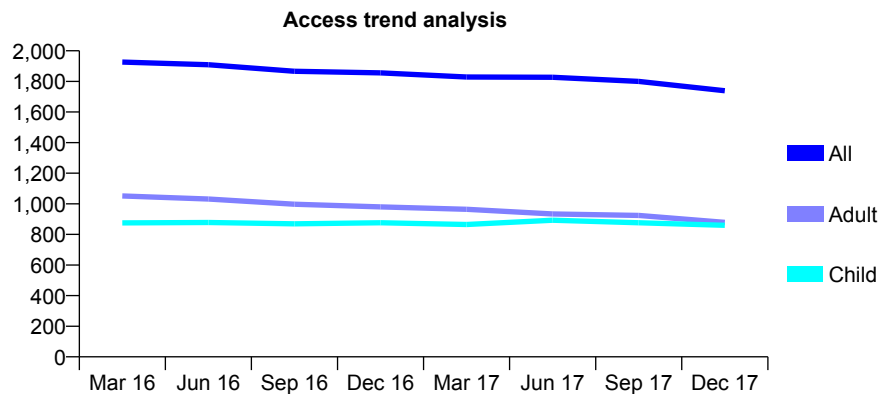
Q62 - Vital Signs At a Glance Contract Report for 186821/0001 - December 2017

Name or company name	Dr. S. Merali and Dr. F. Merali
Contract type name	GDS Contract
Purpose of contract	General
Contract start date	01/10/2012
Contract end date	

17/18 Contracted general activity (UDA)	7,761
Carry forward general activity (UDA)	-86
17/18 Contracted orthodontic activity (UOA)	0
Carry forward orthodontic activity (UOA)	0
Baseline contract value	£237,376.87

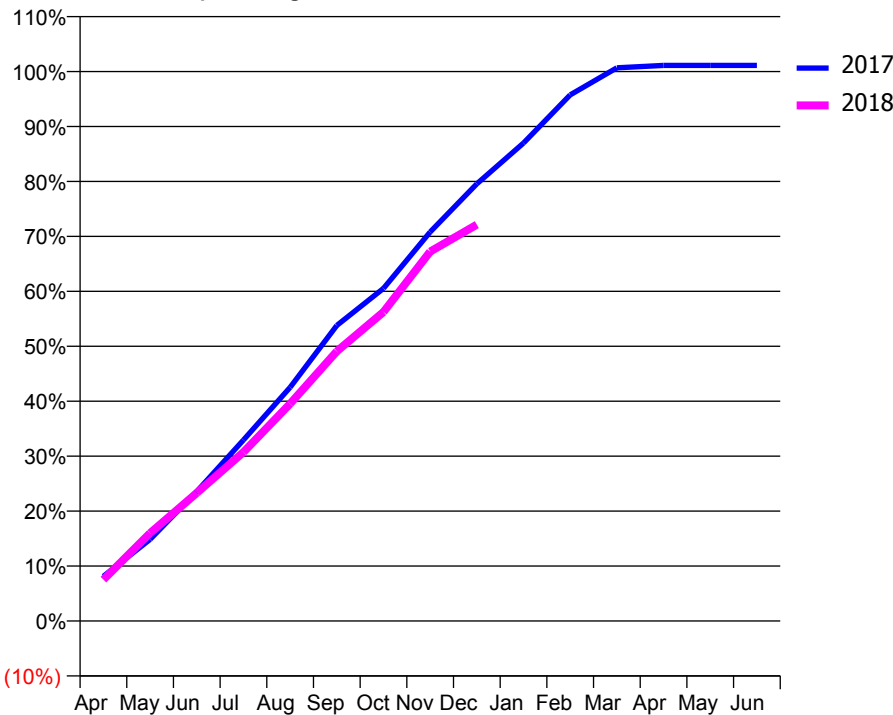
ACCESS*

Patients seen in 24 months	Total	Change since previous quarter
Quarter ending December 2016	1,856	
Quarter ending March 2017	1,829	↓
Quarter ending June 2017	1,827	→
Quarter ending September 2017	1,800	↓
Quarter ending December 2017	1,739	↓
Variance since December 2016	(6.3%)	↓



ACTIVITY

Cumulative percentage of contracted UDA delivered 2017 & 2018



Month	Adjusted Scheduled Activity (UDA)	
	2017	2018
April	632	585
May	1,153	1,242
June	1,829	1,809
July	2,557	2,385
August	3,300	3,068
September	4,175	3,810
October	4,698	4,366
November	5,494	5,218
December	6,175	5,599
January	6,751	
February	7,431	
March	7,812	
April	7,846	
May	7,847	
June	7,847	

QUALITY

	Quantity	Base Number	Contract	AT	Region	England
% of FP17s for the same patient ID Re-attending within 3 months - Children	90	1,203	7.5%	10.0%	11.6%	12.0%
% of FP17s for the same patient ID Re-attending within 3 months - Adults	108	844	12.8%	15.6%	16.7%	15.9%
% of FP17s for the same patient ID Re-attending between 3 & 9 months - Children	848	1,203	70.5%	47.0%	47.3%	58.0%
% of FP17s for the same patient ID Re-attending between 3 & 9 months - Adults	486	844	57.6%	37.8%	38.3%	50.5%
% of FP17s for Band 1 Urgent Courses	109	2,032	5.4%	10.9%	10.5%	9.0%
% of FP17s Relating to Free Repair or Replacements	0	2,032	0.0%	0.6%	0.6%	0.8%
% of FP17s Relating to Continuations	2	2,032	0.1%	0.6%	0.8%	1.1%
% of Patients satisfied with the dentistry they have received	1	1	N/A	88.1%	89.0%	91.5%
% of Patients satisfied with the time they had to wait for an appointment	1	1	N/A	83.4%	84.2%	87.9%

* This is based on patients treated on this contract for their most recent course of treatment. Figures in italics indicate the base number of FP17s or Patient Questionnaire responses are less than 100. N/A is shown where the base number of responses is less than 10 during the period. % is calculated as Quantity/Base number*100

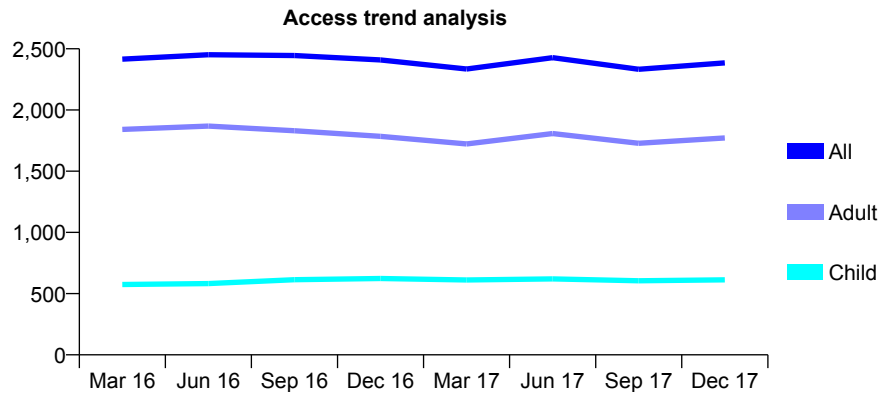
Q62 - Vital Signs At a Glance Contract Report for 187143/0001 - December 2017

Name or company name	Axfell Ltd T/A Bright Dental Practice
Contract type name	GDS Contract
Purpose of contract	General
Contract start date	01/01/2011
Contract end date	

17/18 Contracted general activity (UDA)	8,560
Carry forward general activity (UDA)	289
17/18 Contracted orthodontic activity (UOA)	0
Carry forward orthodontic activity (UOA)	0
Baseline contract value	£199,571.50

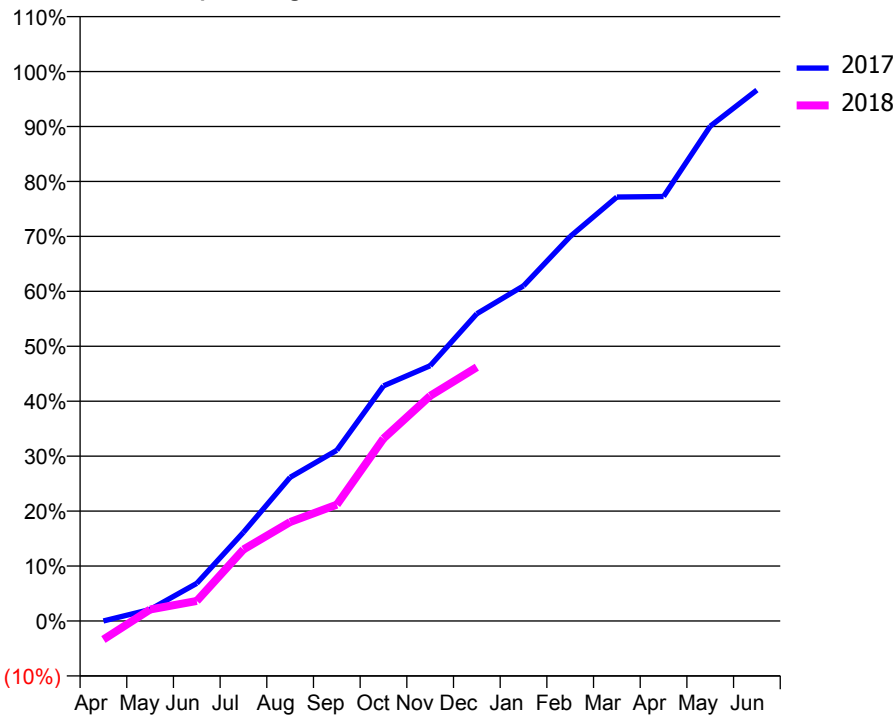
ACCESS*

Patients seen in 24 months	Total	Change since previous quarter
Quarter ending December 2016	2,409	
Quarter ending March 2017	2,335	↓
Quarter ending June 2017	2,428	↑
Quarter ending September 2017	2,333	↓
Quarter ending December 2017	2,385	↑
Variance since December 2016	(1.0%)	→



ACTIVITY

Cumulative percentage of contracted UDA delivered 2017 & 2018



Month	Adjusted Scheduled Activity (UDA)	
	2017	2018
April	0	-289
May	180	180
June	588	313
July	1,381	1,115
August	2,237	1,542
September	2,661	1,812
October	3,662	2,843
November	3,977	3,506
December	4,787	3,955
January	5,222	
February	5,990	
March	6,605	
April	6,612	
May	7,708	
June	8,271	

QUALITY

	Quantity	Base Number	Contract	AT	Region	England
% of FP17s for the same patient ID Re-attending within 3 months - Children	32	611	5.2%	10.0%	11.6%	12.0%
% of FP17s for the same patient ID Re-attending within 3 months - Adults	168	1,527	11.0%	15.6%	16.7%	15.9%
% of FP17s for the same patient ID Re-attending between 3 & 9 months - Children	334	611	54.7%	47.0%	47.3%	58.0%
% of FP17s for the same patient ID Re-attending between 3 & 9 months - Adults	697	1,527	45.6%	37.8%	38.3%	50.5%
% of FP17s for Band 1 Urgent Courses	147	1,710	8.6%	10.9%	10.5%	9.0%
% of FP17s Relating to Free Repair or Replacements	3	1,710	0.2%	0.6%	0.6%	0.8%
% of FP17s Relating to Continuations	15	1,710	0.9%	0.6%	0.8%	1.1%
% of Patients satisfied with the dentistry they have received	2	2	N/A	88.1%	89.0%	91.5%
% of Patients satisfied with the time they had to wait for an appointment	2	2	N/A	83.4%	84.2%	87.9%

* This is based on patients treated on this contract for their most recent course of treatment. Figures in italics indicate the base number of FP17s or Patient Questionnaire responses are less than 100. N/A is shown where the base number of responses is less than 10 during the period. % is calculated as Quantity/Base number*100

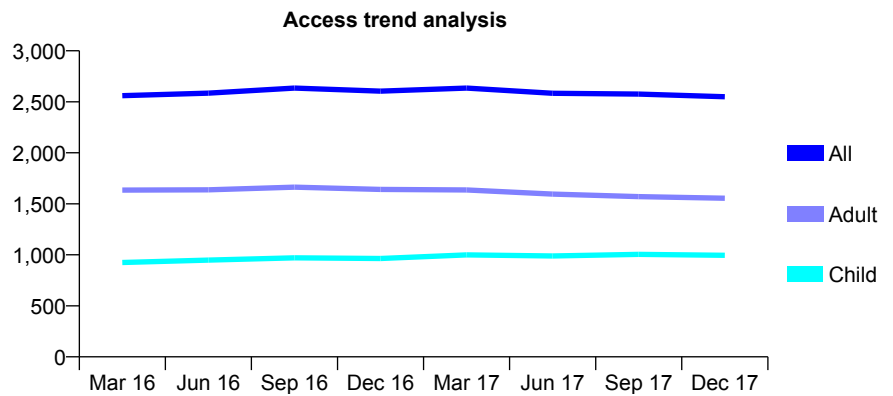
Q62 - Vital Signs At a Glance Contract Report for 189286/0001 - December 2017

Name or company name	MR M AL-JUBBAWY & MISS N JUBBAWY
Contract type name	GDS Contract
Purpose of contract	General
Contract start date	01/10/2012
Contract end date	

17/18 Contracted general activity (UDA)	8,503
Carry forward general activity (UDA)	-170
17/18 Contracted orthodontic activity (UOA)	0
Carry forward orthodontic activity (UOA)	0
Baseline contract value	£262,820.28

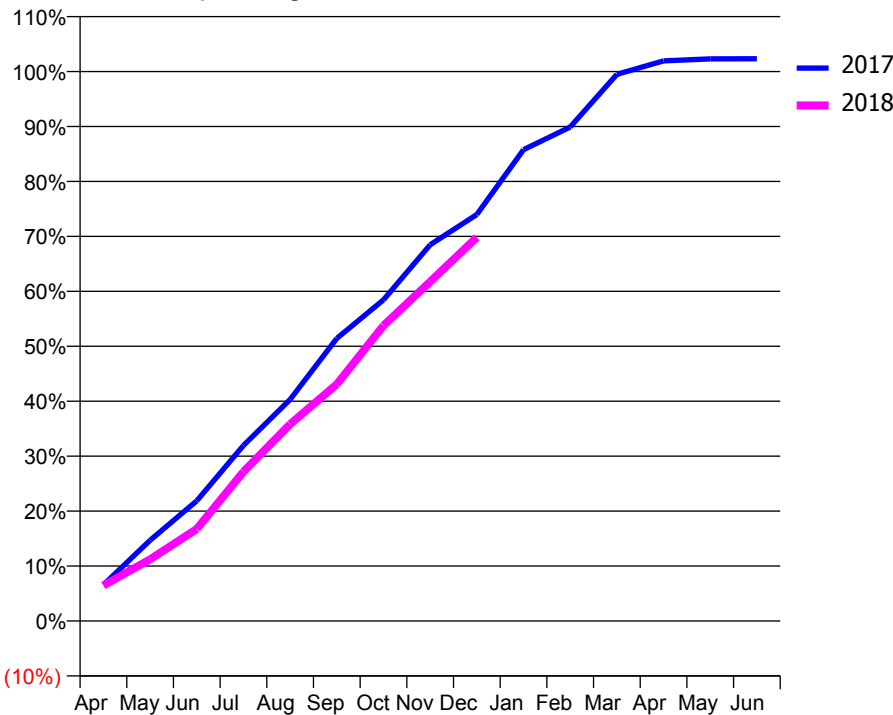
ACCESS*

Patients seen in 24 months	Total	Change since previous quarter
Quarter ending December 2016	2,605	
Quarter ending March 2017	2,635	→
Quarter ending June 2017	2,584	↓
Quarter ending September 2017	2,576	→
Quarter ending December 2017	2,550	↓
Variance since December 2016	(2.1%)	↓



ACTIVITY

Cumulative percentage of contracted UDA delivered 2017 & 2018



Month	Adjusted Scheduled Activity (UDA)	
	2017	2018
April	560	549
May	1,249	955
June	1,860	1,426
July	2,717	2,310
August	3,429	3,047
September	4,374	3,663
October	4,969	4,572
November	5,822	5,250
December	6,291	5,938
January	7,294	
February	7,643	
March	8,458	
April	8,667	
May	8,698	
June	8,700	

QUALITY

	Quantity	Base Number	Contract	AT	Region	England
% of FP17s for the same patient ID Re-attending within 3 months - Children	40	860	4.7%	10.0%	11.6%	12.0%
% of FP17s for the same patient ID Re-attending within 3 months - Adults	153	1,193	12.8%	15.6%	16.7%	15.9%
% of FP17s for the same patient ID Re-attending between 3 & 9 months - Children	332	860	38.6%	47.0%	47.3%	58.0%
% of FP17s for the same patient ID Re-attending between 3 & 9 months - Adults	433	1,193	36.3%	37.8%	38.3%	50.5%
% of FP17s for Band 1 Urgent Courses	173	1,956	8.8%	10.9%	10.5%	9.0%
% of FP17s Relating to Free Repair or Replacements	3	1,956	0.2%	0.6%	0.6%	0.8%
% of FP17s Relating to Continuations	9	1,956	0.5%	0.6%	0.8%	1.1%
% of Patients satisfied with the dentistry they have received	1	1	N/A	88.1%	89.0%	91.5%
% of Patients satisfied with the time they had to wait for an appointment	1	1	N/A	83.4%	84.2%	87.9%

* This is based on patients treated on this contract for their most recent course of treatment. Figures in italics indicate the base number of FP17s or Patient Questionnaire responses are less than 100. N/A is shown where the base number of responses is less than 10 during the period. % is calculated as Quantity/Base number*100

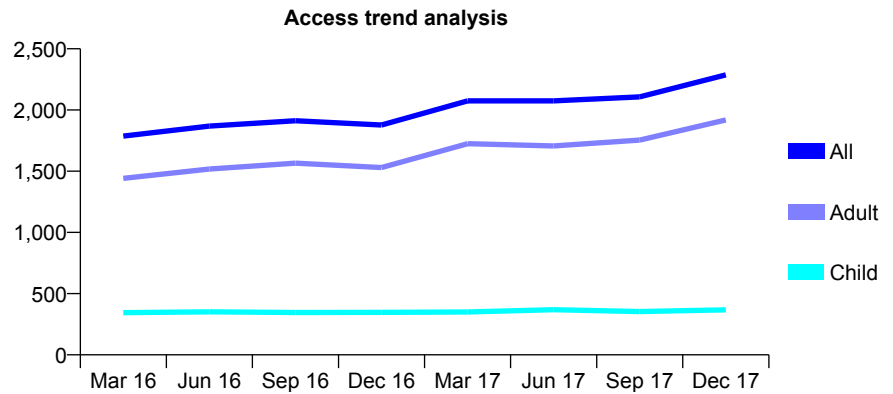
Q62 - Vital Signs At a Glance Contract Report for 189812/0001 - December 2017

Name or company name	MS M ZHAND
Contract type name	GDS Contract
Purpose of contract	General
Contract start date	01/08/2010
Contract end date	

17/18 Contracted general activity (UDA)	6,084
Carry forward general activity (UDA)	233
17/18 Contracted orthodontic activity (UOA)	0
Carry forward orthodontic activity (UOA)	0
Baseline contract value	£211,182.80

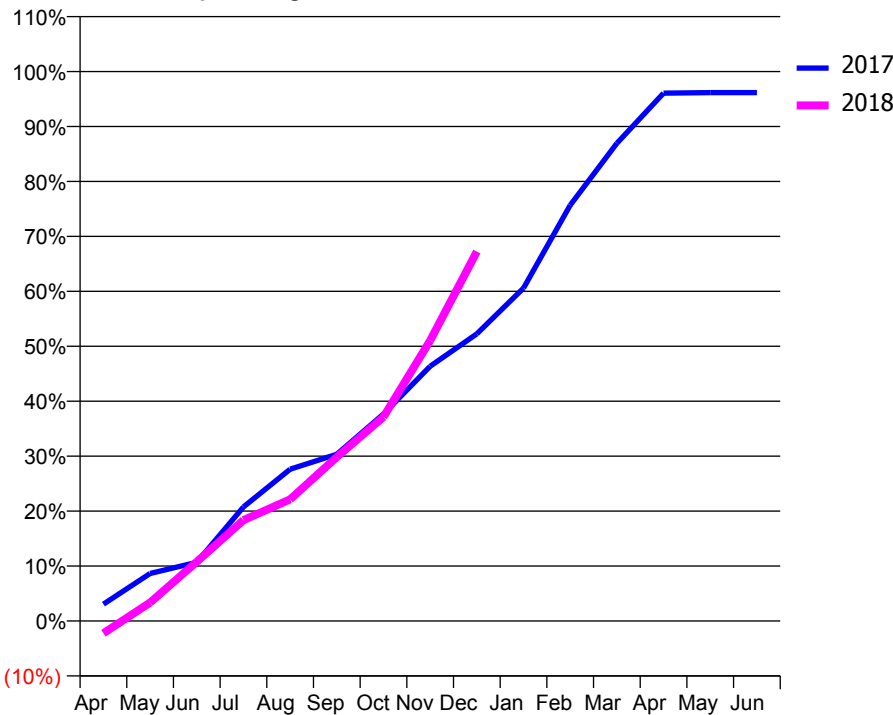
ACCESS*

Patients seen in 24 months	Total	Change since previous quarter
Quarter ending December 2016	1,877	
Quarter ending March 2017	2,075	↑
Quarter ending June 2017	2,075	→
Quarter ending September 2017	2,107	→
Quarter ending December 2017	2,287	↑
Variance since December 2016	21.8%	↑



ACTIVITY

Cumulative percentage of contracted UDA delivered 2017 & 2018



Month	Adjusted Scheduled Activity (UDA)	
	2017	2018
April	187	-137
May	527	204
June	650	656
July	1,263	1,117
August	1,681	1,348
September	1,846	1,815
October	2,292	2,260
November	2,821	3,105
December	3,180	4,090
January	3,685	
February	4,604	
March	5,289	
April	5,845	
May	5,851	
June	5,851	

QUALITY

	Quantity	Base Number	Contract	AT	Region	England
% of FP17s for the same patient ID Re-attending within 3 months - Children	30	370	8.1%	10.0%	11.6%	12.0%
% of FP17s for the same patient ID Re-attending within 3 months - Adults	127	1,234	10.3%	15.6%	16.7%	15.9%
% of FP17s for the same patient ID Re-attending between 3 & 9 months - Children	172	370	46.5%	47.0%	47.3%	58.0%
% of FP17s for the same patient ID Re-attending between 3 & 9 months - Adults	312	1,234	25.3%	37.8%	38.3%	50.5%
% of FP17s for Band 1 Urgent Courses	104	1,403	7.4%	10.9%	10.5%	9.0%
% of FP17s Relating to Free Repair or Replacements	1	1,403	0.1%	0.6%	0.6%	0.8%
% of FP17s Relating to Continuations	1	1,403	0.1%	0.6%	0.8%	1.1%
% of Patients satisfied with the dentistry they have received	1	1	N/A	88.1%	89.0%	91.5%
% of Patients satisfied with the time they had to wait for an appointment	1	1	N/A	83.4%	84.2%	87.9%

* This is based on patients treated on this contract for their most recent course of treatment. Figures in italics indicate the base number of FP17s or Patient Questionnaire responses are less than 100. N/A is shown where the base number of responses is less than 10 during the period. % is calculated as Quantity/Base number*100

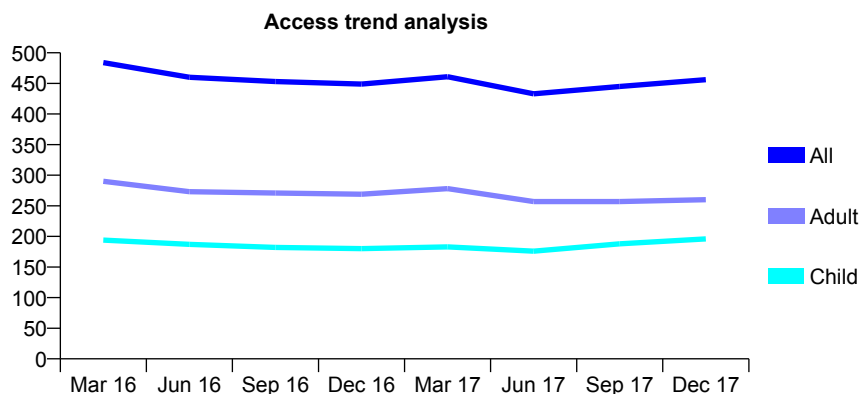
Q62 - Vital Signs At a Glance Contract Report for 190195/0003 - December 2017

Name or company name	Xeon Smiles UK Ltd
Contract type name	GDS Contract
Purpose of contract	General
Contract start date	01/04/2006
Contract end date	

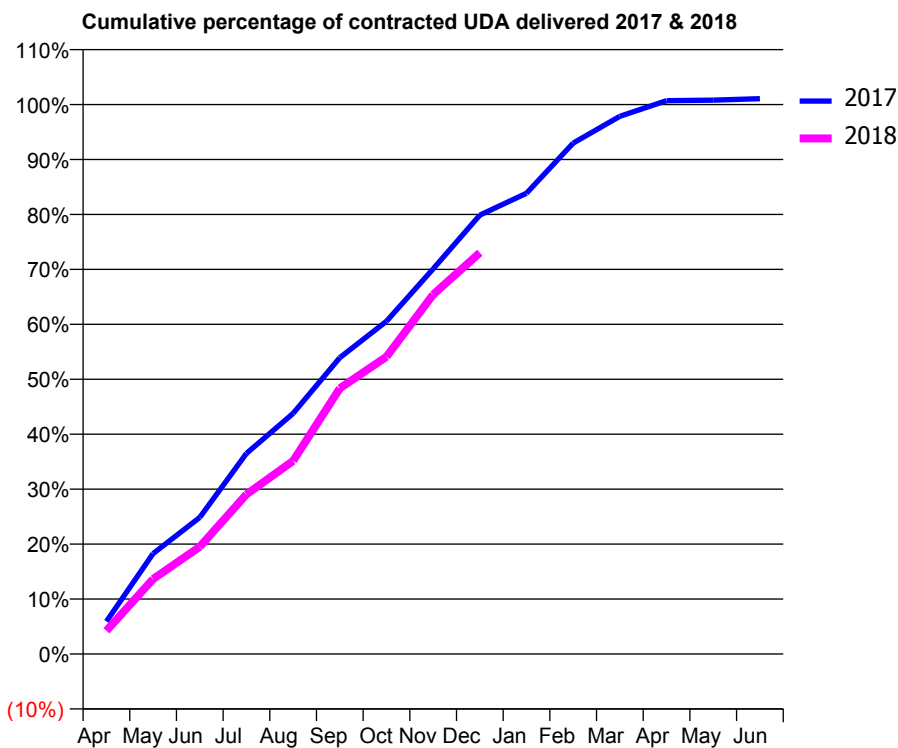
17/18 Contracted general activity (UDA)	2,685
Carry forward general activity (UDA)	-28
17/18 Contracted orthodontic activity (UOA)	0
Carry forward orthodontic activity (UOA)	0
Baseline contract value	£65,590.63

ACCESS*

Patients seen in 24 months	Total	Change since previous quarter
Quarter ending December 2016	449	
Quarter ending March 2017	461	↑
Quarter ending June 2017	433	↓
Quarter ending September 2017	445	↑
Quarter ending December 2017	456	↑
Variance since December 2016	1.6%	→



ACTIVITY



Adjusted Scheduled Activity (UDA)		
Month	2017	2018
April	159	113
May	491	367
June	667	524
July	981	780
August	1,176	944
September	1,448	1,298
October	1,626	1,453
November	1,882	1,756
December	2,145	1,961
January	2,251	
February	2,497	
March	2,627	
April	2,703	
May	2,706	
June	2,713	

QUALITY

	Quantity	Base Number	Contract	AT	Region	England
% of FP17s for the same patient ID Re-attending within 3 months - Children	47	267	17.6%	10.0%	11.6%	12.0%
% of FP17s for the same patient ID Re-attending within 3 months - Adults	72	322	22.4%	15.6%	16.7%	15.9%
% of FP17s for the same patient ID Re-attending between 3 & 9 months - Children	158	267	59.2%	47.0%	47.3%	58.0%
% of FP17s for the same patient ID Re-attending between 3 & 9 months - Adults	174	322	54.0%	37.8%	38.3%	50.5%
% of FP17s for Band 1 Urgent Courses	30	551	5.4%	10.9%	10.5%	9.0%
% of FP17s Relating to Free Repair or Replacements	4	551	0.7%	0.6%	0.6%	0.8%
% of FP17s Relating to Continuations	0	551	0.0%	0.6%	0.8%	1.1%
% of Patients satisfied with the dentistry they have received	0	0	N/A	88.1%	89.0%	91.5%
% of Patients satisfied with the time they had to wait for an appointment	0	0	N/A	83.4%	84.2%	87.9%

* This is based on patients treated on this contract for their most recent course of treatment. Figures in italics indicate the base number of FP17s or Patient Questionnaire responses are less than 100. N/A is shown where the base number of responses is less than 10 during the period. % is calculated as Quantity/Base number*100

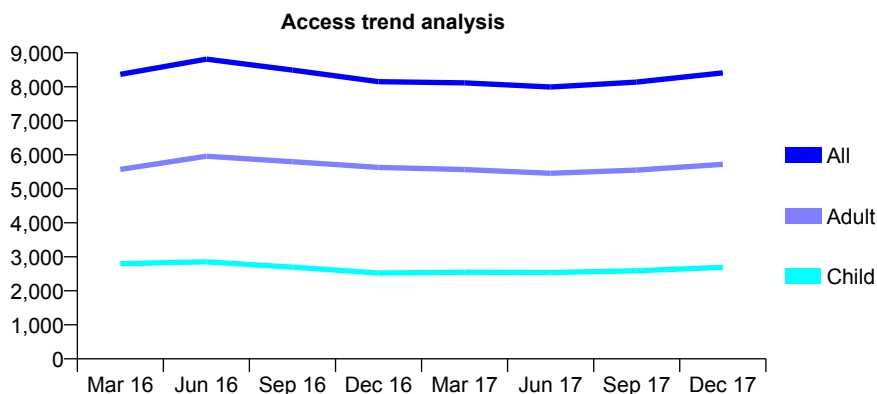
Q62 - Vital Signs At a Glance Contract Report for 191345/0001 - December 2017

Name or company name	Mr. AS Yousif and Mr. ZM Shamoon
Contract type name	GDS Contract
Purpose of contract	General
Contract start date	01/05/2013
Contract end date	

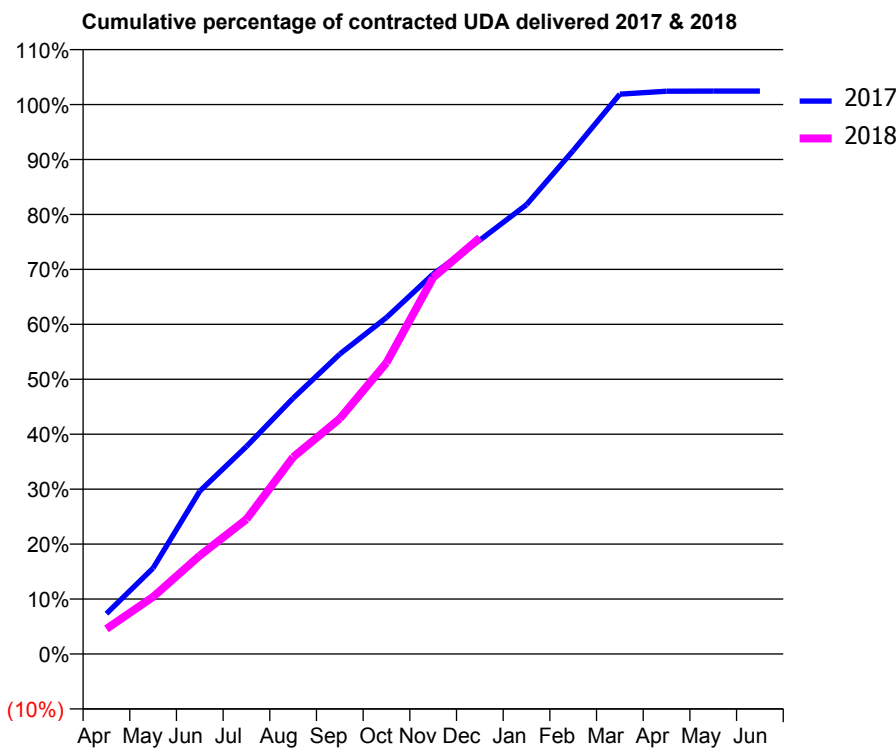
17/18 Contracted general activity (UDA)	22,048
Carry forward general activity (UDA)	-441
17/18 Contracted orthodontic activity (UOA)	0
Carry forward orthodontic activity (UOA)	0
Baseline contract value	£603,767.13

ACCESS*

Patients seen in 24 months	Total	Change since previous quarter
Quarter ending December 2016	8,152	
Quarter ending March 2017	8,116	→
Quarter ending June 2017	7,995	↓
Quarter ending September 2017	8,140	→
Quarter ending December 2017	8,411	↑
Variance since December 2016	3.2%	↑



ACTIVITY



Month	Adjusted Scheduled Activity (UDA)	
	2017	2018
April	1,618	1,011
May	3,447	2,292
June	6,533	3,949
July	8,328	5,404
August	10,267	7,898
September	12,037	9,446
October	13,502	11,686
November	15,247	15,104
December	16,605	16,700
January	18,030	
February	20,198	
March	22,466	
April	22,579	
May	22,585	
June	22,586	

QUALITY

	Quantity	Base Number	Contract	AT	Region	England
% of FP17s for the same patient ID Re-attending within 3 months - Children	230	2,665	8.6%	10.0%	11.6%	12.0%
% of FP17s for the same patient ID Re-attending within 3 months - Adults	489	4,533	10.8%	15.6%	16.7%	15.9%
% of FP17s for the same patient ID Re-attending between 3 & 9 months - Children	1,095	2,665	41.1%	47.0%	47.3%	58.0%
% of FP17s for the same patient ID Re-attending between 3 & 9 months - Adults	1,618	4,533	35.7%	37.8%	38.3%	50.5%
% of FP17s for Band 1 Urgent Courses	544	6,926	7.9%	10.9%	10.5%	9.0%
% of FP17s Relating to Free Repair or Replacements	10	6,926	0.1%	0.6%	0.6%	0.8%
% of FP17s Relating to Continuations	0	6,926	0.0%	0.6%	0.8%	1.1%
% of Patients satisfied with the dentistry they have received	6	7	N/A	88.1%	89.0%	91.5%
% of Patients satisfied with the time they had to wait for an appointment	3	7	N/A	83.4%	84.2%	87.9%

* This is based on patients treated on this contract for their most recent course of treatment. Figures in italics indicate the base number of FP17s or Patient Questionnaire responses are less than 100. N/A is shown where the base number of responses is less than 10 during the period. % is calculated as Quantity/Base number*100

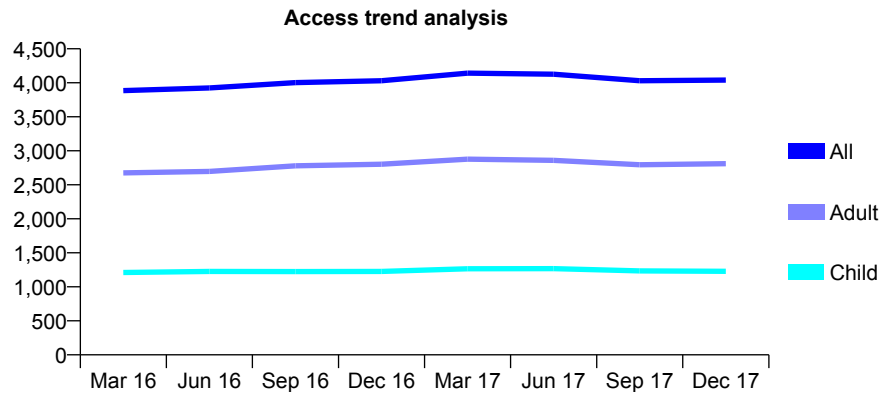
Q62 - Vital Signs At a Glance Contract Report for 191507/0001 - December 2017

Name or company name	Perfect Smile
Contract type name	GDS Contract
Purpose of contract	General
Contract start date	01/01/2012
Contract end date	

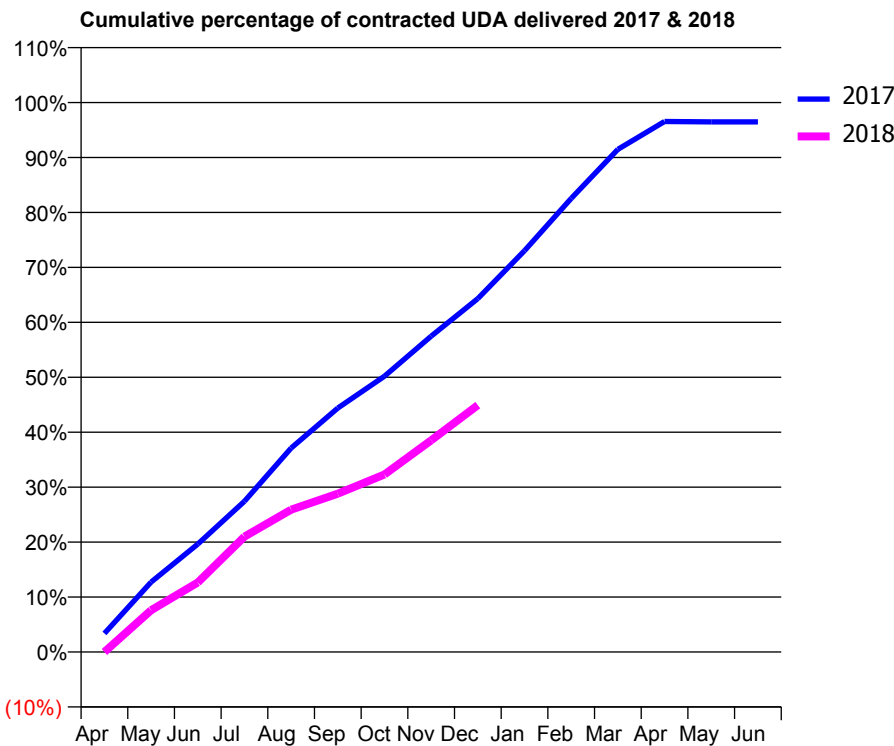
17/18 Contracted general activity (UDA)	9,616
Carry forward general activity (UDA)	340
17/18 Contracted orthodontic activity (UOA)	0
Carry forward orthodontic activity (UOA)	0
Baseline contract value	£253,849.76

ACCESS*

Patients seen in 24 months	Total	Change since previous quarter
Quarter ending December 2016	4,030	
Quarter ending March 2017	4,142	↑
Quarter ending June 2017	4,127	→
Quarter ending September 2017	4,031	↓
Quarter ending December 2017	4,040	→
Variance since December 2016	0.2%	→



ACTIVITY



Month	Adjusted Scheduled Activity (UDA)	
	2017	2018
April	326	1
May	1,224	732
June	1,890	1,217
July	2,638	2,019
August	3,569	2,491
September	4,269	2,772
October	4,826	3,107
November	5,528	3,704
December	6,184	4,321
January	7,024	
February	7,938	
March	8,796	
April	9,284	
May	9,276	
June	9,276	

QUALITY

	Quantity	Base Number	Contract	AT	Region	England
% of FP17s for the same patient ID Re-attending within 3 months - Children	45	883	5.1%	10.0%	11.6%	12.0%
% of FP17s for the same patient ID Re-attending within 3 months - Adults	155	1,539	10.1%	15.6%	16.7%	15.9%
% of FP17s for the same patient ID Re-attending between 3 & 9 months - Children	468	883	53.0%	47.0%	47.3%	58.0%
% of FP17s for the same patient ID Re-attending between 3 & 9 months - Adults	482	1,539	31.3%	37.8%	38.3%	50.5%
% of FP17s for Band 1 Urgent Courses	226	2,253	10.0%	10.9%	10.5%	9.0%
% of FP17s Relating to Free Repair or Replacements	12	2,253	0.5%	0.6%	0.6%	0.8%
% of FP17s Relating to Continuations	19	2,253	0.8%	0.6%	0.8%	1.1%
% of Patients satisfied with the dentistry they have received	3	3	N/A	88.1%	89.0%	91.5%
% of Patients satisfied with the time they had to wait for an appointment	3	3	N/A	83.4%	84.2%	87.9%

* This is based on patients treated on this contract for their most recent course of treatment. Figures in italics indicate the base number of FP17s or Patient Questionnaire responses are less than 100. N/A is shown where the base number of responses is less than 10 during the period. % is calculated as Quantity/Base number*100

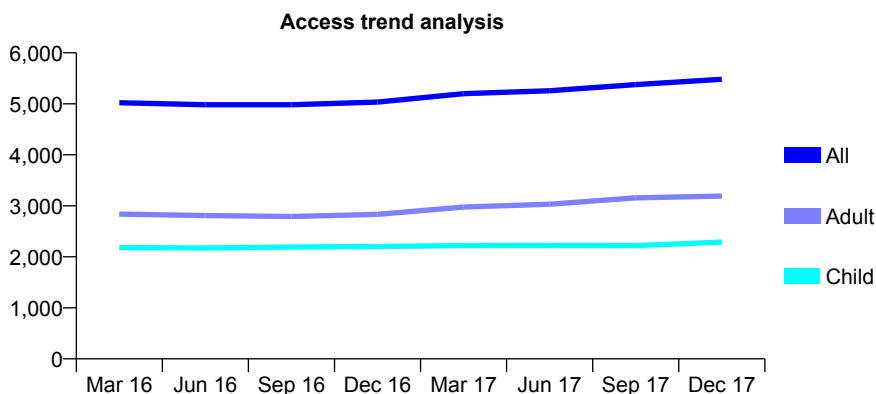
Q62 - Vital Signs At a Glance Contract Report for 193631/0001 - December 2017

Name or company name	Dr Natasha Luthra & Dr Trishna Dhot
Contract type name	GDS Contract
Purpose of contract	General
Contract start date	01/06/2013
Contract end date	

17/18 Contracted general activity (UDA)	12,297
Carry forward general activity (UDA)	-189
17/18 Contracted orthodontic activity (UOA)	0
Carry forward orthodontic activity (UOA)	0
Baseline contract value	£272,408.55

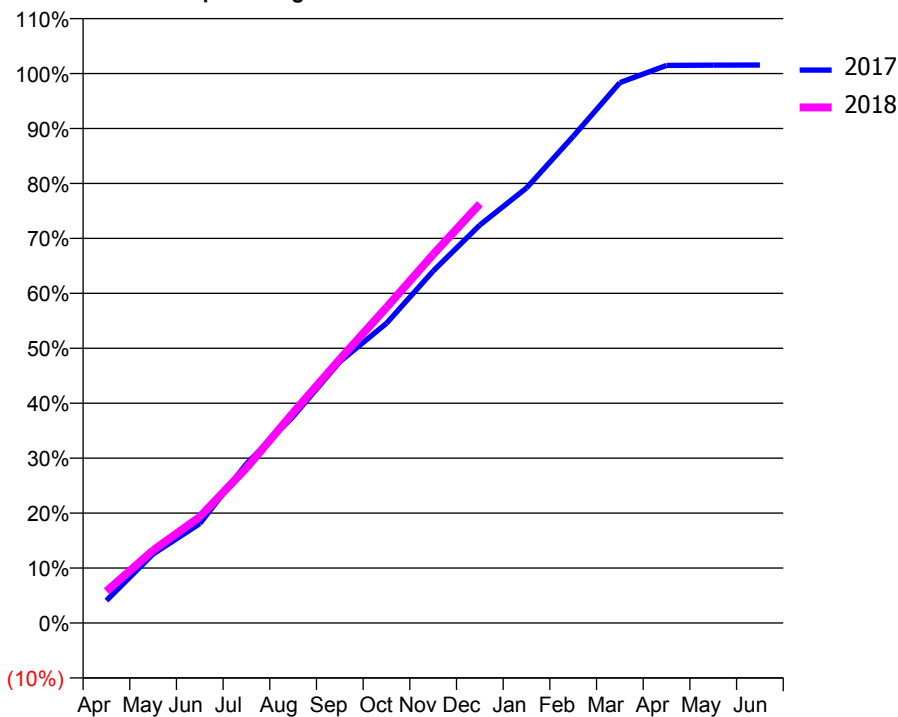
ACCESS*

Patients seen in 24 months	Total	Change since previous quarter
Quarter ending December 2016	5,034	
Quarter ending March 2017	5,198	↑
Quarter ending June 2017	5,255	→
Quarter ending September 2017	5,376	↑
Quarter ending December 2017	5,480	→
Variance since December 2016	8.9%	↑



ACTIVITY

Cumulative percentage of contracted UDA delivered 2017 & 2018



Month	Adjusted Scheduled Activity (UDA)	
	2017	2018
April	501	711
May	1,545	1,628
June	2,226	2,376
July	3,565	3,471
August	4,621	4,708
September	5,847	5,903
October	6,707	7,062
November	7,876	8,250
December	8,906	9,381
January	9,735	
February	10,889	
March	12,094	
April	12,478	
May	12,485	
June	12,486	

QUALITY

	Quantity	Base Number	Contract	AT	Region	England
% of FP17s for the same patient ID Re-attending within 3 months - Children	192	2,233	8.6%	10.0%	11.6%	12.0%
% of FP17s for the same patient ID Re-attending within 3 months - Adults	380	2,798	13.6%	15.6%	16.7%	15.9%
% of FP17s for the same patient ID Re-attending between 3 & 9 months - Children	1,127	2,233	50.5%	47.0%	47.3%	58.0%
% of FP17s for the same patient ID Re-attending between 3 & 9 months - Adults	1,273	2,798	45.5%	37.8%	38.3%	50.5%
% of FP17s for Band 1 Urgent Courses	328	4,836	6.8%	10.9%	10.5%	9.0%
% of FP17s Relating to Free Repair or Replacements	26	4,836	0.5%	0.6%	0.6%	0.8%
% of FP17s Relating to Continuations	12	4,836	0.2%	0.6%	0.8%	1.1%
% of Patients satisfied with the dentistry they have received	6	7	N/A	88.1%	89.0%	91.5%
% of Patients satisfied with the time they had to wait for an appointment	6	7	N/A	83.4%	84.2%	87.9%

* This is based on patients treated on this contract for their most recent course of treatment. Figures in italics indicate the base number of FP17s or Patient Questionnaire responses are less than 100. N/A is shown where the base number of responses is less than 10 during the period. % is calculated as Quantity/Base number*100

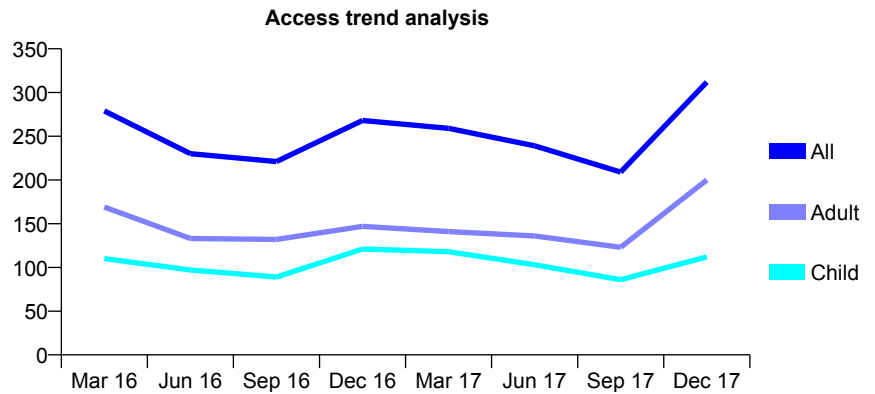
Q62 - Vital Signs At a Glance Contract Report for 194522/0001 - December 2017

Name or company name	Bhutta, Padayachee and associates
Contract type name	GDS Contract
Purpose of contract	General
Contract start date	01/04/2011
Contract end date	

17/18 Contracted general activity (UDA)	720
Carry forward general activity (UDA)	13
17/18 Contracted orthodontic activity (UOA)	0
Carry forward orthodontic activity (UOA)	0
Baseline contract value	£19,793.85

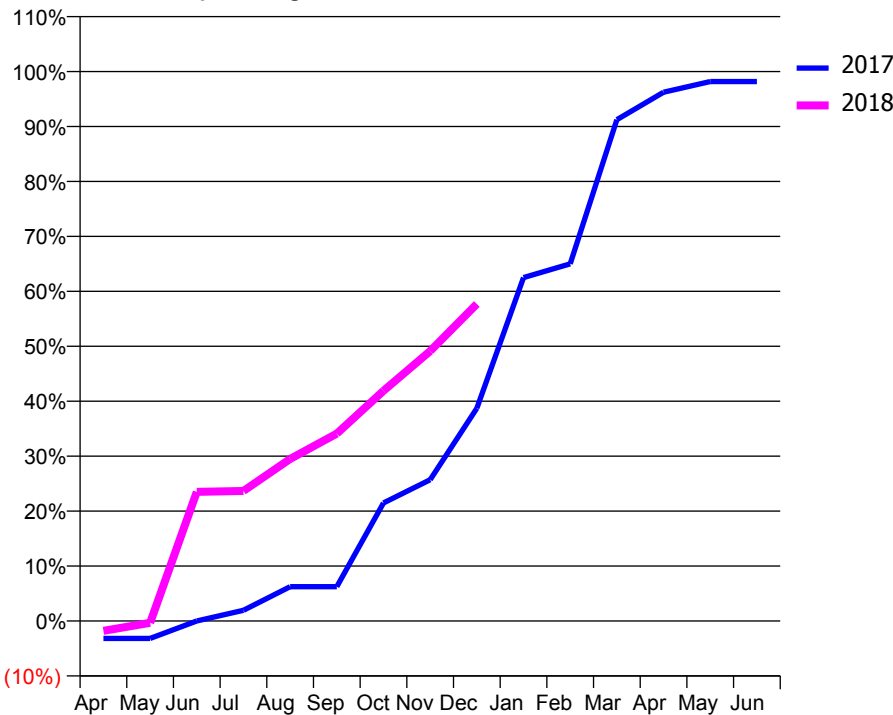
ACCESS*

Patients seen in 24 months	Total	Change since previous quarter
Quarter ending December 2016	268	
Quarter ending March 2017	259	↓
Quarter ending June 2017	239	↓
Quarter ending September 2017	209	↓
Quarter ending December 2017	312	↑
Variance since December 2016	16.4%	↑



ACTIVITY

Cumulative percentage of contracted UDA delivered 2017 & 2018



Month	Adjusted Scheduled Activity (UDA)	
	2017	2018
April	-23	-13
May	-23	-3
June	-0	169
July	14	170
August	45	212
September	45	246
October	155	302
November	185	354
December	279	415
January	450	
February	468	
March	657	
April	693	
May	707	
June	707	

QUALITY

	Quantity	Base Number	Contract	AT	Region	England
% of FP17s for the same patient ID Re-attending within 3 months - Children	1	82	1.2%	10.0%	11.6%	12.0%
% of FP17s for the same patient ID Re-attending within 3 months - Adults	2	162	1.2%	15.6%	16.7%	15.9%
% of FP17s for the same patient ID Re-attending between 3 & 9 months - Children	5	82	6.1%	47.0%	47.3%	58.0%
% of FP17s for the same patient ID Re-attending between 3 & 9 months - Adults	5	162	3.1%	37.8%	38.3%	50.5%
% of FP17s for Band 1 Urgent Courses	22	138	15.9%	10.9%	10.5%	9.0%
% of FP17s Relating to Free Repair or Replacements	0	138	0.0%	0.6%	0.6%	0.8%
% of FP17s Relating to Continuations	0	138	0.0%	0.6%	0.8%	1.1%
% of Patients satisfied with the dentistry they have received	1	1	N/A	88.1%	89.0%	91.5%
% of Patients satisfied with the time they had to wait for an appointment	1	1	N/A	83.4%	84.2%	87.9%

* This is based on patients treated on this contract for their most recent course of treatment. Figures in italics indicate the base number of FP17s or Patient Questionnaire responses are less than 100. N/A is shown where the base number of responses is less than 10 during the period. % is calculated as Quantity/Base number*100

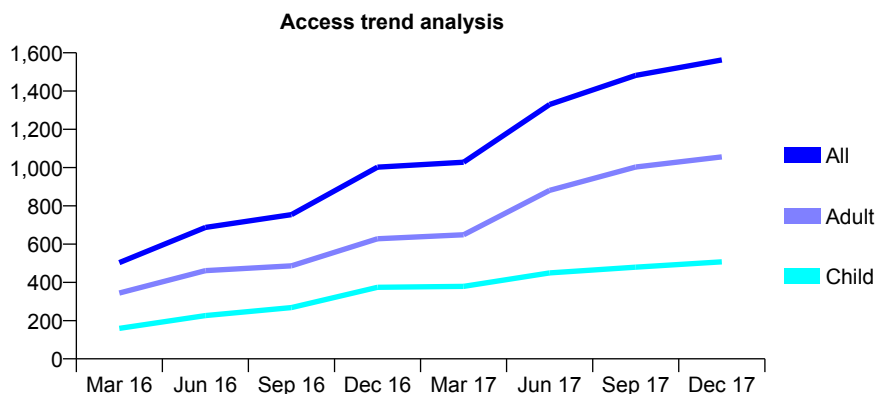
Q62 - Vital Signs At a Glance Contract Report for 198080/0001 - December 2017

Name or company name	Smile For Life
Contract type name	GDS Contract
Purpose of contract	General
Contract start date	01/11/2015
Contract end date	

17/18 Contracted general activity (UDA)	8,136
Carry forward general activity (UDA)	-84
17/18 Contracted orthodontic activity (UOA)	0
Carry forward orthodontic activity (UOA)	0
Baseline contract value	£286,594.54

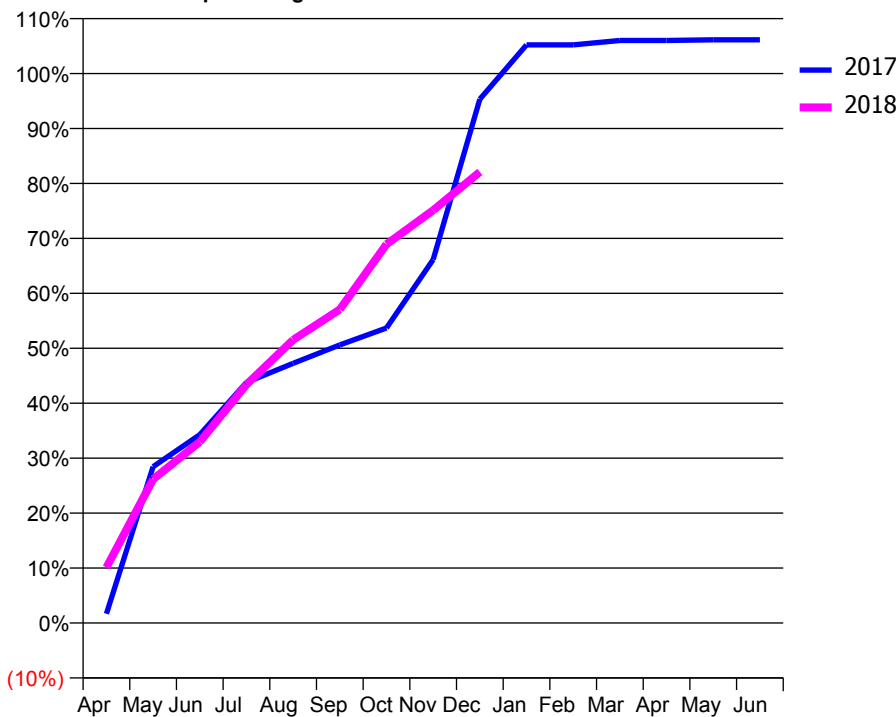
ACCESS*

Patients seen in 24 months	Total	Change since previous quarter
Quarter ending December 2016	1,002	
Quarter ending March 2017	1,028	↑
Quarter ending June 2017	1,330	↑
Quarter ending September 2017	1,482	↑
Quarter ending December 2017	1,563	↑
Variance since December 2016	56.0%	↑



ACTIVITY

Cumulative percentage of contracted UDA delivered 2017 & 2018



Month	Adjusted Scheduled Activity (UDA)	
	2017	2018
April	71	822
May	1,198	2,129
June	1,444	2,682
July	1,844	3,531
August	1,990	4,193
September	2,131	4,642
October	2,261	5,608
November	2,785	6,111
December	4,015	6,678
January	4,431	
February	4,431	
March	4,465	
April	4,465	
May	4,470	
June	4,470	

QUALITY

	Quantity	Base Number	Contract	AT	Region	England
% of FP17s for the same patient ID Re-attending within 3 months - Children	43	549	7.8%	10.0%	11.6%	12.0%
% of FP17s for the same patient ID Re-attending within 3 months - Adults	110	1,131	9.7%	15.6%	16.7%	15.9%
% of FP17s for the same patient ID Re-attending between 3 & 9 months - Children	233	549	42.4%	47.0%	47.3%	58.0%
% of FP17s for the same patient ID Re-attending between 3 & 9 months - Adults	348	1,131	30.8%	37.8%	38.3%	50.5%
% of FP17s for Band 1 Urgent Courses	0	1,677	0.0%	10.9%	10.5%	9.0%
% of FP17s Relating to Free Repair or Replacements	0	1,677	0.0%	0.6%	0.6%	0.8%
% of FP17s Relating to Continuations	35	1,677	2.1%	0.6%	0.8%	1.1%
% of Patients satisfied with the dentistry they have received	2	2	N/A	88.1%	89.0%	91.5%
% of Patients satisfied with the time they had to wait for an appointment	2	2	N/A	83.4%	84.2%	87.9%

* This is based on patients treated on this contract for their most recent course of treatment. Figures in italics indicate the base number of FP17s or Patient Questionnaire responses are less than 100. N/A is shown where the base number of responses is less than 10 during the period. % is calculated as Quantity/Base number*100

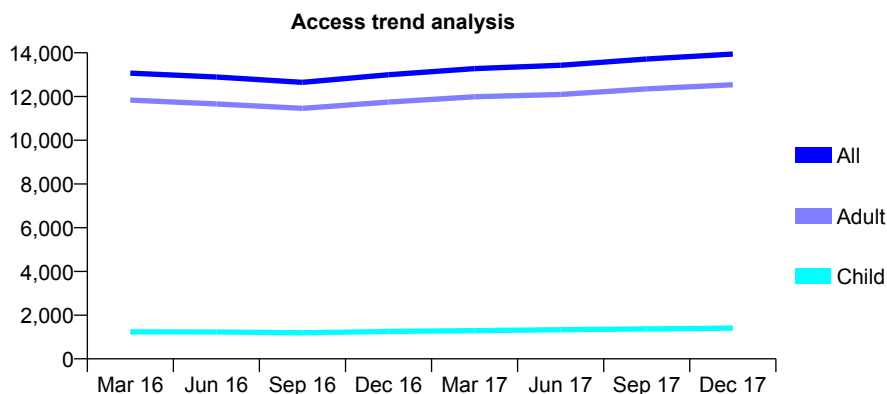
Q62 - Vital Signs At a Glance Contract Report for 199303/0001 - December 2017

Name or company name	Mrs R Szasz & Miss E Szasz
Contract type name	GDS Contract
Purpose of contract	General
Contract start date	01/07/2012
Contract end date	

17/18 Contracted general activity (UDA)	32,422
Carry forward general activity (UDA)	-605
17/18 Contracted orthodontic activity (UOA)	0
Carry forward orthodontic activity (UOA)	0
Baseline contract value	£1,144,873.33

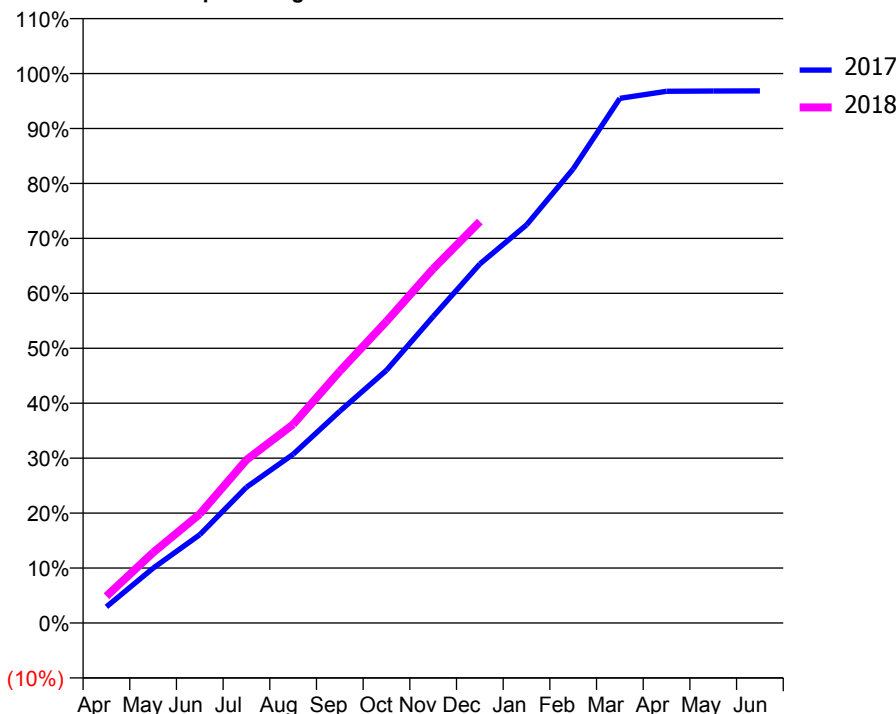
ACCESS*

Patients seen in 24 months	Total	Change since previous quarter
Quarter ending December 2016	12,999	
Quarter ending March 2017	13,280	↑
Quarter ending June 2017	13,430	→
Quarter ending September 2017	13,719	↑
Quarter ending December 2017	13,944	→
Variance since December 2016	7.3%	↑



ACTIVITY

Cumulative percentage of contracted UDA delivered 2017 & 2018



Month	Adjusted Scheduled Activity (UDA)	
	2017	2018
April	956	1,589
May	3,239	4,158
June	5,215	6,428
July	8,012	9,629
August	9,953	11,718
September	12,500	14,860
October	14,914	17,798
November	18,088	20,900
December	21,183	23,685
January	23,489	
February	26,794	
March	30,953	
April	31,372	
May	31,389	
June	31,395	

QUALITY

	Quantity	Base Number	Contract	AT	Region	England
% of FP17s for the same patient ID Re-attending within 3 months - Children	68	1,078	6.3%	10.0%	11.6%	12.0%
% of FP17s for the same patient ID Re-attending within 3 months - Adults	1,382	9,097	15.2%	15.6%	16.7%	15.9%
% of FP17s for the same patient ID Re-attending between 3 & 9 months - Children	272	1,078	25.2%	47.0%	47.3%	58.0%
% of FP17s for the same patient ID Re-attending between 3 & 9 months - Adults	2,004	9,097	22.0%	37.8%	38.3%	50.5%
% of FP17s for Band 1 Urgent Courses	1,964	9,366	21.0%	10.9%	10.5%	9.0%
% of FP17s Relating to Free Repair or Replacements	133	9,366	1.4%	0.6%	0.6%	0.8%
% of FP17s Relating to Continuations	67	9,366	0.7%	0.6%	0.8%	1.1%
% of Patients satisfied with the dentistry they have received	12	15	80.0%	88.1%	89.0%	91.5%
% of Patients satisfied with the time they had to wait for an appointment	11	15	73.3%	83.4%	84.2%	87.9%

* This is based on patients treated on this contract for their most recent course of treatment. Figures in italics indicate the base number of FP17s or Patient Questionnaire responses are less than 100. N/A is shown where the base number of responses is less than 10 during the period. % is calculated as Quantity/Base number*100

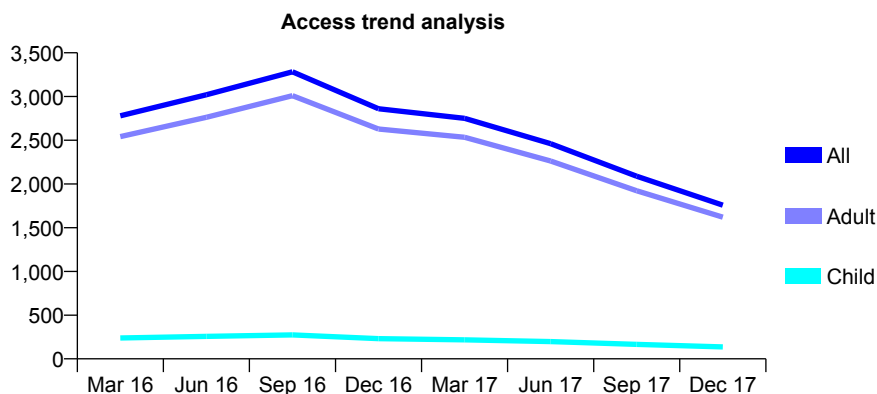
Q62 - Vital Signs At a Glance Contract Report for 199303/0003 - December 2017

Name or company name	Mrs R Szasz & Miss E Szasz
Contract type name	PDS Plus Contract
Purpose of contract	General
Contract start date	01/05/2013
Contract end date	31/03/2018

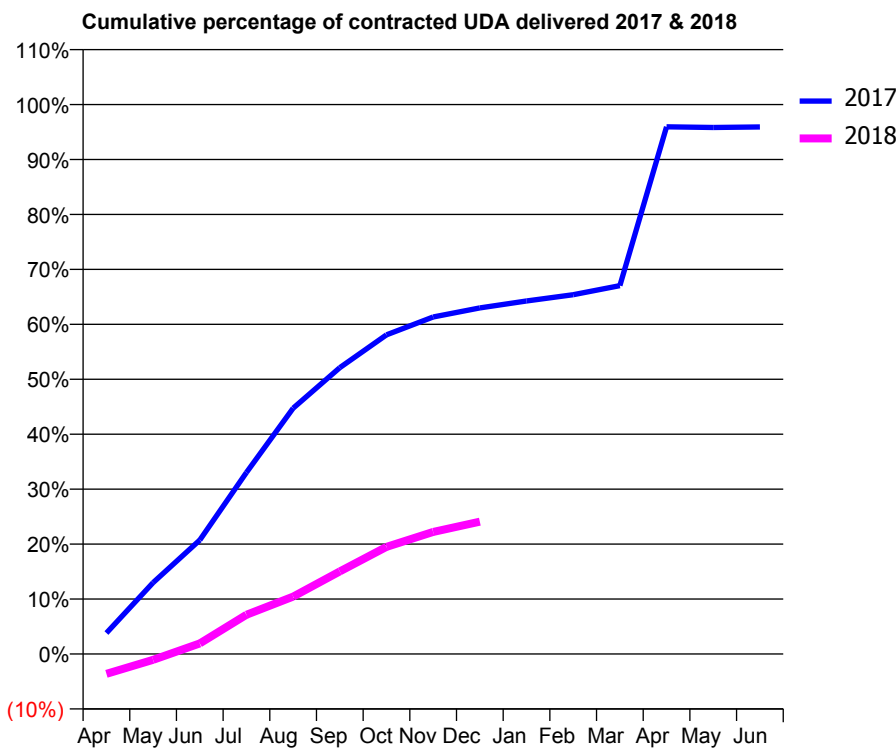
17/18 Contracted general activity (UDA)	7,500
Carry forward general activity (UDA)	307
17/18 Contracted orthodontic activity (UOA)	0
Carry forward orthodontic activity (UOA)	0
Baseline contract value	£159,913.60

ACCESS*

Patients seen in 24 months	Total	Change since previous quarter
Quarter ending December 2016	2,860	
Quarter ending March 2017	2,751	↓
Quarter ending June 2017	2,461	↓
Quarter ending September 2017	2,088	↓
Quarter ending December 2017	1,757	↓
Variance since December 2016	(38.6%)	↓



ACTIVITY



Month	Adjusted Scheduled Activity (UDA)	
	2017	2018
April	286	-271
May	975	-80
June	1,556	144
July	2,478	536
August	3,355	784
September	3,908	1,127
October	4,356	1,463
November	4,601	1,666
December	4,723	1,806
January	4,818	
February	4,905	
March	5,028	
April	7,195	
May	7,187	
June	7,193	

QUALITY

	Quantity	Base Number	Contract	AT	Region	England
% of FP17s for the same patient ID Re-attending within 3 months - Children	2	104	1.9%	10.0%	11.6%	12.0%
% of FP17s for the same patient ID Re-attending within 3 months - Adults	62	1,173	5.3%	15.6%	16.7%	15.9%
% of FP17s for the same patient ID Re-attending between 3 & 9 months - Children	1	104	1.0%	47.0%	47.3%	58.0%
% of FP17s for the same patient ID Re-attending between 3 & 9 months - Adults	55	1,173	4.7%	37.8%	38.3%	50.5%
% of FP17s for Band 1 Urgent Courses	274	702	39.0%	10.9%	10.5%	9.0%
% of FP17s Relating to Free Repair or Replacements	8	702	1.1%	0.6%	0.6%	0.8%
% of FP17s Relating to Continuations	17	702	2.4%	0.6%	0.8%	1.1%
% of Patients satisfied with the dentistry they have received	2	2	N/A	88.1%	89.0%	91.5%
% of Patients satisfied with the time they had to wait for an appointment	2	2	N/A	83.4%	84.2%	87.9%

* This is based on patients treated on this contract for their most recent course of treatment. Figures in italics indicate the base number of FP17s or Patient Questionnaire responses are less than 100. N/A is shown where the base number of responses is less than 10 during the period. % is calculated as Quantity/Base number*100

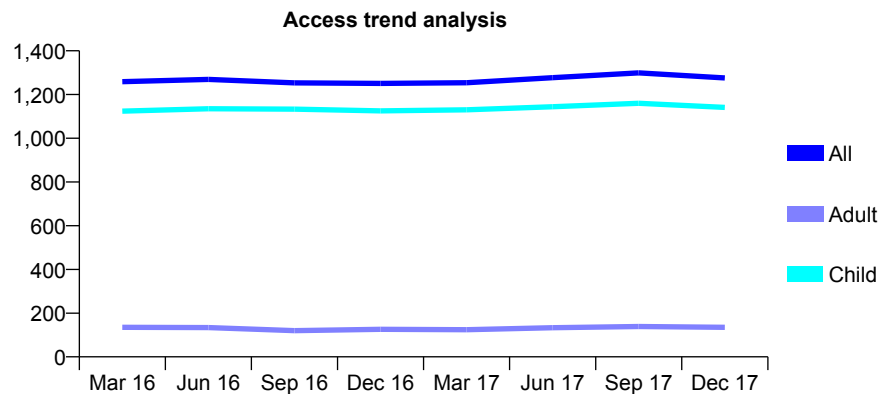
Q62 - Vital Signs At a Glance Contract Report for 199680/0001 - December 2017

Name or company name	KINGSEND DENTAL HEALTH CENTRE
Contract type name	GDS Contract
Purpose of contract	General
Contract start date	13/02/2008
Contract end date	

17/18 Contracted general activity (UDA)	2,800
Carry forward general activity (UDA)	-38
17/18 Contracted orthodontic activity (UOA)	0
Carry forward orthodontic activity (UOA)	0
Baseline contract value	£59,156.15

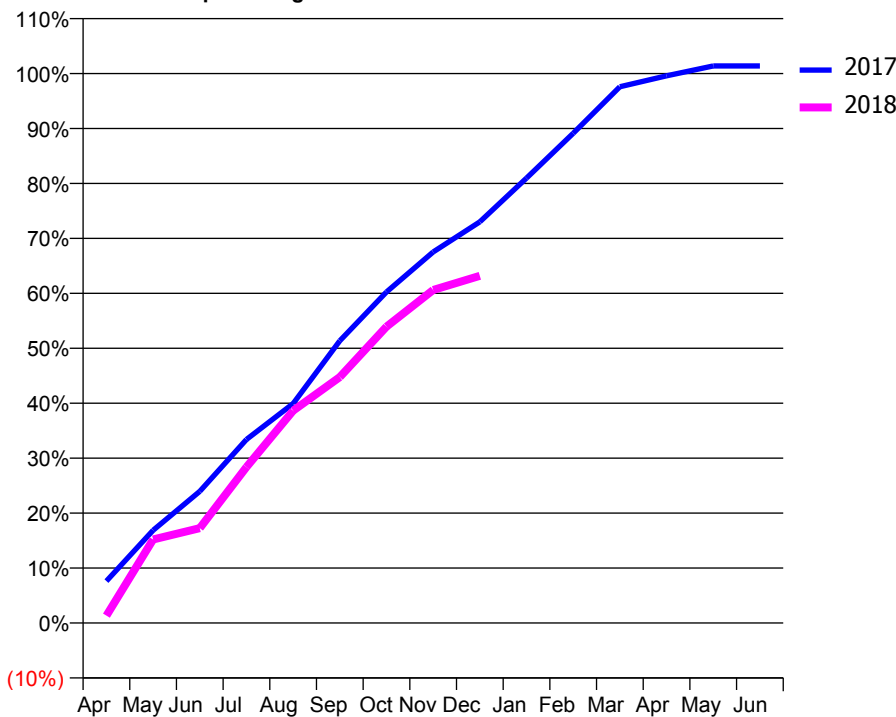
ACCESS*

Patients seen in 24 months	Total	Change since previous quarter
Quarter ending December 2016	1,251	
Quarter ending March 2017	1,254	→
Quarter ending June 2017	1,277	→
Quarter ending September 2017	1,299	→
Quarter ending December 2017	1,276	↓
Variance since December 2016	2.0%	→



ACTIVITY

Cumulative percentage of contracted UDA delivered 2017 & 2018



Month	Adjusted Scheduled Activity (UDA)	
	2017	2018
April	213	38
May	473	426
June	671	483
July	936	794
August	1,118	1,082
September	1,438	1,254
October	1,687	1,510
November	1,891	1,697
December	2,044	1,769
January	2,267	
February	2,495	
March	2,732	
April	2,788	
May	2,838	
June	2,838	

QUALITY

	Quantity	Base Number	Contract	AT	Region	England
% of FP17s for the same patient ID Re-attending within 3 months - Children	101	1,168	8.6%	10.0%	11.6%	12.0%
% of FP17s for the same patient ID Re-attending within 3 months - Adults	1	39	2.6%	15.6%	16.7%	15.9%
% of FP17s for the same patient ID Re-attending between 3 & 9 months - Children	686	1,168	58.7%	47.0%	47.3%	58.0%
% of FP17s for the same patient ID Re-attending between 3 & 9 months - Adults	13	39	33.3%	37.8%	38.3%	50.5%
% of FP17s for Band 1 Urgent Courses	46	1,153	4.0%	10.9%	10.5%	9.0%
% of FP17s Relating to Free Repair or Replacements	0	1,153	0.0%	0.6%	0.6%	0.8%
% of FP17s Relating to Continuations	14	1,153	1.2%	0.6%	0.8%	1.1%
% of Patients satisfied with the dentistry they have received	2	2	N/A	88.1%	89.0%	91.5%
% of Patients satisfied with the time they had to wait for an appointment	2	2	N/A	83.4%	84.2%	87.9%

* This is based on patients treated on this contract for their most recent course of treatment. Figures in italics indicate the base number of FP17s or Patient Questionnaire responses are less than 100. N/A is shown where the base number of responses is less than 10 during the period. % is calculated as Quantity/Base number*100

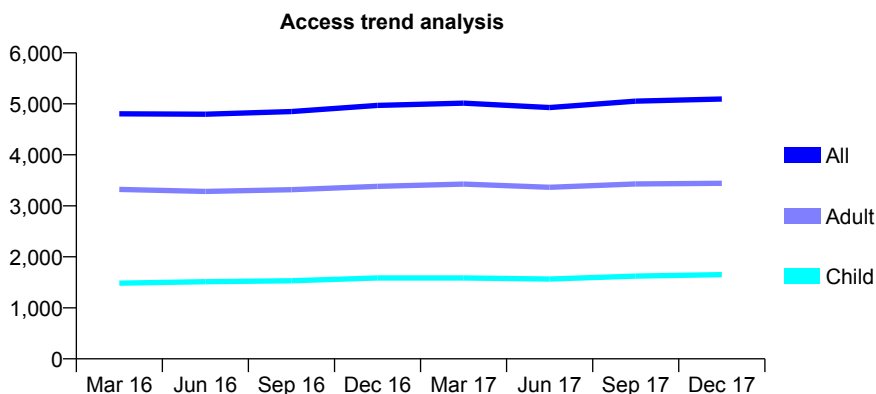
Q62 - Vital Signs At a Glance Contract Report for 202231/0002 - December 2017

Name or company name	MR VG SHAH
Contract type name	GDS Contract
Purpose of contract	General
Contract start date	01/05/2010
Contract end date	

17/18 Contracted general activity (UDA)	12,995
Carry forward general activity (UDA)	51
17/18 Contracted orthodontic activity (UOA)	0
Carry forward orthodontic activity (UOA)	0
Baseline contract value	£384,185.19

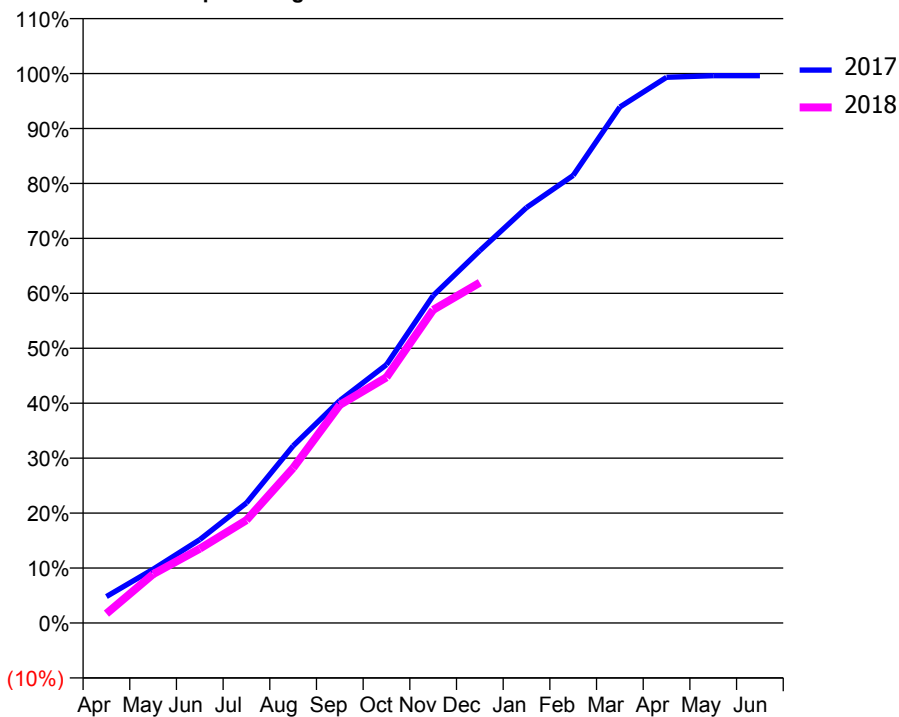
ACCESS*

Patients seen in 24 months	Total	Change since previous quarter
Quarter ending December 2016	4,968	
Quarter ending March 2017	5,013	→
Quarter ending June 2017	4,928	↓
Quarter ending September 2017	5,053	↑
Quarter ending December 2017	5,095	→
Variance since December 2016	2.6%	↑



ACTIVITY

Cumulative percentage of contracted UDA delivered 2017 & 2018



Month	Adjusted Scheduled Activity (UDA)	
	2017	2018
April	626	223
May	1,271	1,156
June	1,974	1,760
July	2,841	2,434
August	4,189	3,667
September	5,261	5,157
October	6,111	5,811
November	7,744	7,406
December	8,808	8,050
January	9,824	
February	10,586	
March	12,202	
April	12,907	
May	12,944	
June	12,944	

QUALITY

	Quantity	Base Number	Contract	AT	Region	England
% of FP17s for the same patient ID Re-attending within 3 months - Children	109	1,450	7.5%	10.0%	11.6%	12.0%
% of FP17s for the same patient ID Re-attending within 3 months - Adults	371	2,578	14.4%	15.6%	16.7%	15.9%
% of FP17s for the same patient ID Re-attending between 3 & 9 months - Children	607	1,450	41.9%	47.0%	47.3%	58.0%
% of FP17s for the same patient ID Re-attending between 3 & 9 months - Adults	869	2,578	33.7%	37.8%	38.3%	50.5%
% of FP17s for Band 1 Urgent Courses	263	3,388	7.8%	10.9%	10.5%	9.0%
% of FP17s Relating to Free Repair or Replacements	2	3,388	0.1%	0.6%	0.6%	0.8%
% of FP17s Relating to Continuations	16	3,388	0.5%	0.6%	0.8%	1.1%
% of Patients satisfied with the dentistry they have received	11	12	91.7%	88.1%	89.0%	91.5%
% of Patients satisfied with the time they had to wait for an appointment	11	12	91.7%	83.4%	84.2%	87.9%

* This is based on patients treated on this contract for their most recent course of treatment. Figures in italics indicate the base number of FP17s or Patient Questionnaire responses are less than 100. N/A is shown where the base number of responses is less than 10 during the period. % is calculated as Quantity/Base number*100

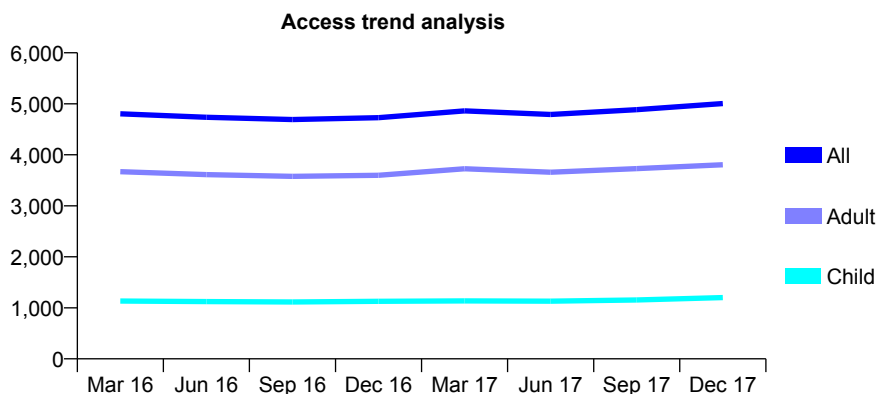
Q62 - Vital Signs At a Glance Contract Report for 203297/0001 - December 2017

Name or company name	MR SI HUTCHESON
Contract type name	GDS Contract
Purpose of contract	General
Contract start date	01/04/2006
Contract end date	

17/18 Contracted general activity (UDA)	14,714
Carry forward general activity (UDA)	-34
17/18 Contracted orthodontic activity (UOA)	0
Carry forward orthodontic activity (UOA)	0
Baseline contract value	£369,369.51

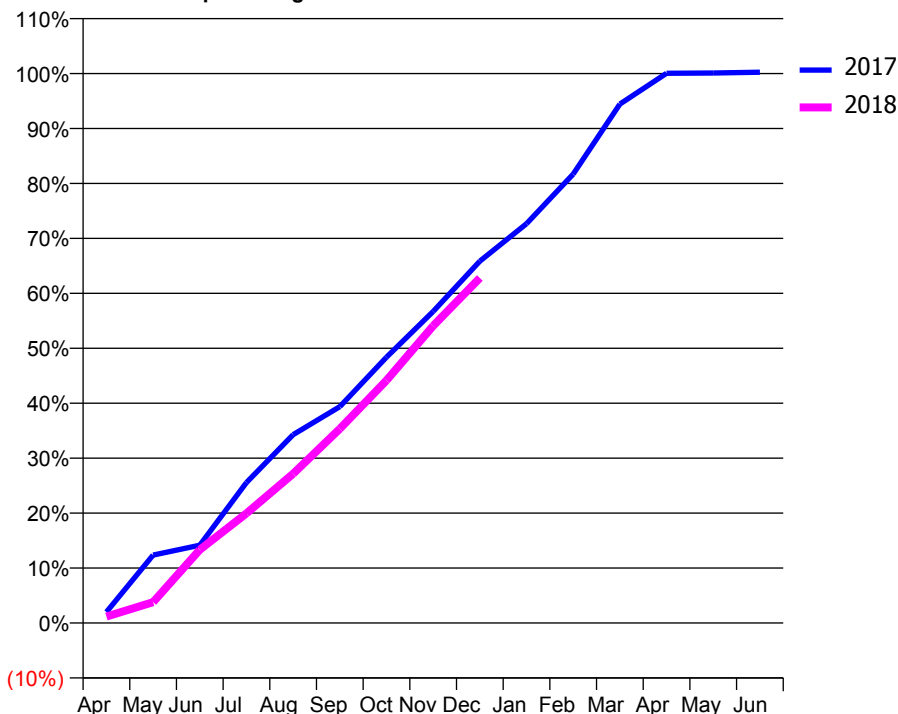
ACCESS*

Patients seen in 24 months	Total	Change since previous quarter
Quarter ending December 2016	4,727	
Quarter ending March 2017	4,862	↑
Quarter ending June 2017	4,790	↓
Quarter ending September 2017	4,884	→
Quarter ending December 2017	5,004	↑
Variance since December 2016	5.9%	↑



ACTIVITY

Cumulative percentage of contracted UDA delivered 2017 & 2018



Month	Adjusted Scheduled Activity (UDA)	
	2017	2018
April	294	172
May	1,820	559
June	2,082	1,963
July	3,762	2,937
August	5,043	3,997
September	5,792	5,202
October	7,120	6,495
November	8,343	7,959
December	9,690	9,240
January	10,692	
February	12,019	
March	13,895	
April	14,722	
May	14,726	
June	14,748	

QUALITY

	Quantity	Base Number	Contract	AT	Region	England
% of FP17s for the same patient ID Re-attending within 3 months - Children	50	1,023	4.9%	10.0%	11.6%	12.0%
% of FP17s for the same patient ID Re-attending within 3 months - Adults	440	2,937	15.0%	15.6%	16.7%	15.9%
% of FP17s for the same patient ID Re-attending between 3 & 9 months - Children	485	1,023	47.4%	47.0%	47.3%	58.0%
% of FP17s for the same patient ID Re-attending between 3 & 9 months - Adults	1,051	2,937	35.8%	37.8%	38.3%	50.5%
% of FP17s for Band 1 Urgent Courses	529	3,719	14.2%	10.9%	10.5%	9.0%
% of FP17s Relating to Free Repair or Replacements	29	3,719	0.8%	0.6%	0.6%	0.8%
% of FP17s Relating to Continuations	20	3,719	0.5%	0.6%	0.8%	1.1%
% of Patients satisfied with the dentistry they have received	4	4	N/A	88.1%	89.0%	91.5%
% of Patients satisfied with the time they had to wait for an appointment	4	4	N/A	83.4%	84.2%	87.9%

* This is based on patients treated on this contract for their most recent course of treatment. Figures in italics indicate the base number of FP17s or Patient Questionnaire responses are less than 100. N/A is shown where the base number of responses is less than 10 during the period. % is calculated as Quantity/Base number*100

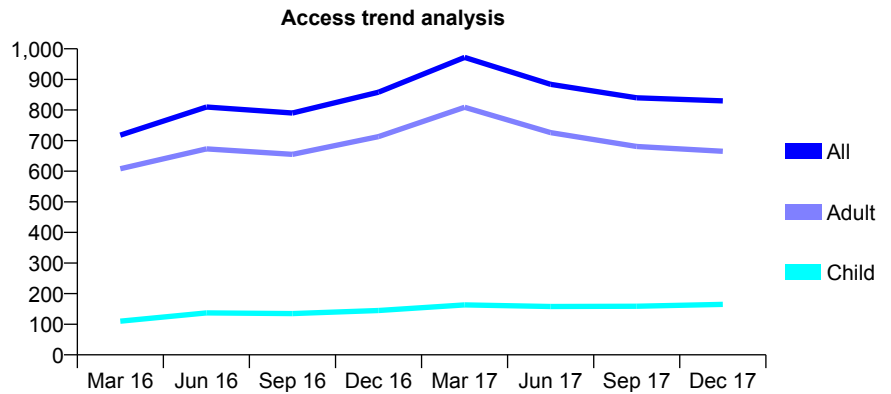
Q62 - Vital Signs At a Glance Contract Report for 204889/0002 - December 2017

Name or company name	MR GN RASHID
Contract type name	GDS Contract
Purpose of contract	General
Contract start date	02/11/2014
Contract end date	

17/18 Contracted general activity (UDA)	2,590
Carry forward general activity (UDA)	3
17/18 Contracted orthodontic activity (UOA)	0
Carry forward orthodontic activity (UOA)	0
Baseline contract value	£82,536.41

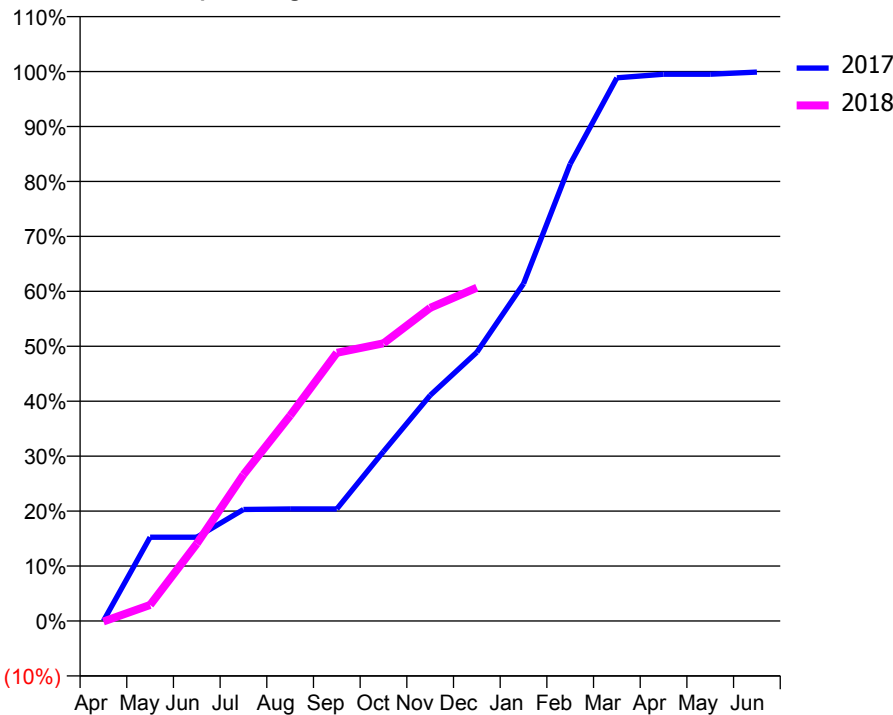
ACCESS*

Patients seen in 24 months	Total	Change since previous quarter
Quarter ending December 2016	858	
Quarter ending March 2017	972	↑
Quarter ending June 2017	884	↓
Quarter ending September 2017	840	↓
Quarter ending December 2017	830	↓
Variance since December 2016	(3.3%)	↓



ACTIVITY

Cumulative percentage of contracted UDA delivered 2017 & 2018



Month	Adjusted Scheduled Activity (UDA)	
	2017	2018
April	0	-3
May	395	76
June	395	364
July	526	690
August	528	968
September	528	1,264
October	799	1,309
November	1,064	1,476
December	1,267	1,571
January	1,590	
February	2,154	
March	2,560	
April	2,577	
May	2,577	
June	2,587	

QUALITY

	Quantity	Base Number	Contract	AT	Region	England
% of FP17s for the same patient ID Re-attending within 3 months - Children	6	110	5.5%	10.0%	11.6%	12.0%
% of FP17s for the same patient ID Re-attending within 3 months - Adults	24	378	6.3%	15.6%	16.7%	15.9%
% of FP17s for the same patient ID Re-attending between 3 & 9 months - Children	25	110	22.7%	47.0%	47.3%	58.0%
% of FP17s for the same patient ID Re-attending between 3 & 9 months - Adults	131	378	34.7%	37.8%	38.3%	50.5%
% of FP17s for Band 1 Urgent Courses	0	465	0.0%	10.9%	10.5%	9.0%
% of FP17s Relating to Free Repair or Replacements	0	465	0.0%	0.6%	0.6%	0.8%
% of FP17s Relating to Continuations	0	465	0.0%	0.6%	0.8%	1.1%
% of Patients satisfied with the dentistry they have received	2	2	N/A	88.1%	89.0%	91.5%
% of Patients satisfied with the time they had to wait for an appointment	2	2	N/A	83.4%	84.2%	87.9%

* This is based on patients treated on this contract for their most recent course of treatment. Figures in italics indicate the base number of FP17s or Patient Questionnaire responses are less than 100. N/A is shown where the base number of responses is less than 10 during the period. % is calculated as Quantity/Base number*100

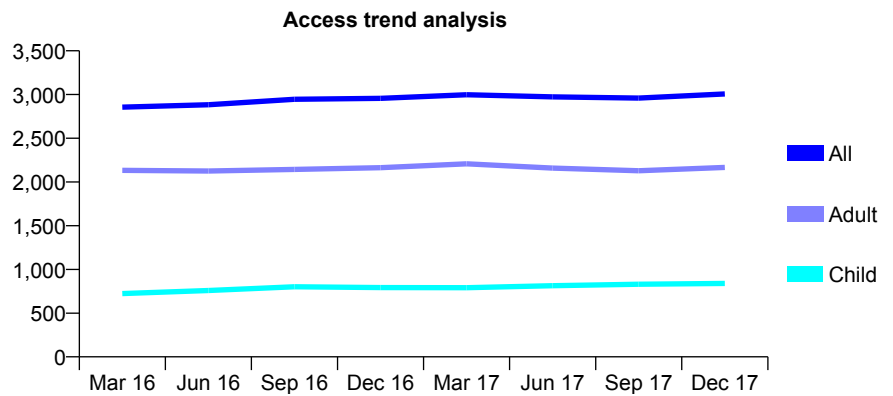
Q62 - Vital Signs At a Glance Contract Report for 208531/0004 - December 2017

Name or company name	MS MA SHEPHERD
Contract type name	GDS Contract
Purpose of contract	General
Contract start date	01/02/2010
Contract end date	

17/18 Contracted general activity (UDA)	7,015
Carry forward general activity (UDA)	-15
17/18 Contracted orthodontic activity (UOA)	0
Carry forward orthodontic activity (UOA)	0
Baseline contract value	£172,054.50

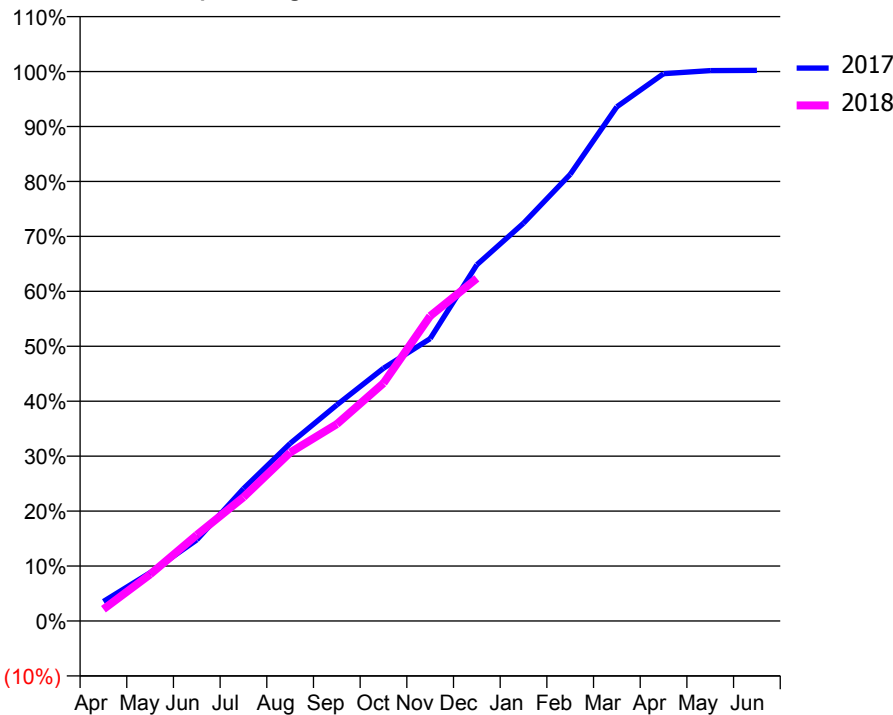
ACCESS*

Patients seen in 24 months	Total	Change since previous quarter
Quarter ending December 2016	2,957	
Quarter ending March 2017	2,998	→
Quarter ending June 2017	2,973	→
Quarter ending September 2017	2,959	→
Quarter ending December 2017	3,007	→
Variance since December 2016	1.7%	→



ACTIVITY

Cumulative percentage of contracted UDA delivered 2017 & 2018



Month	Adjusted Scheduled Activity (UDA)	
	2017	2018
April	249	151
May	617	595
June	1,035	1,099
July	1,690	1,581
August	2,267	2,151
September	2,758	2,514
October	3,227	3,037
November	3,605	3,893
December	4,547	4,374
January	5,079	
February	5,702	
March	6,565	
April	6,987	
May	7,027	
June	7,030	

QUALITY

	Quantity	Base Number	Contract	AT	Region	England
% of FP17s for the same patient ID Re-attending within 3 months - Children	48	805	6.0%	10.0%	11.6%	12.0%
% of FP17s for the same patient ID Re-attending within 3 months - Adults	241	1,576	15.3%	15.6%	16.7%	15.9%
% of FP17s for the same patient ID Re-attending between 3 & 9 months - Children	382	805	47.5%	47.0%	47.3%	58.0%
% of FP17s for the same patient ID Re-attending between 3 & 9 months - Adults	552	1,576	35.0%	37.8%	38.3%	50.5%
% of FP17s for Band 1 Urgent Courses	375	2,179	17.2%	10.9%	10.5%	9.0%
% of FP17s Relating to Free Repair or Replacements	19	2,179	0.9%	0.6%	0.6%	0.8%
% of FP17s Relating to Continuations	17	2,179	0.8%	0.6%	0.8%	1.1%
% of Patients satisfied with the dentistry they have received	1	2	N/A	88.1%	89.0%	91.5%
% of Patients satisfied with the time they had to wait for an appointment	1	2	N/A	83.4%	84.2%	87.9%

* This is based on patients treated on this contract for their most recent course of treatment. Figures in italics indicate the base number of FP17s or Patient Questionnaire responses are less than 100. N/A is shown where the base number of responses is less than 10 during the period. % is calculated as Quantity/Base number*100

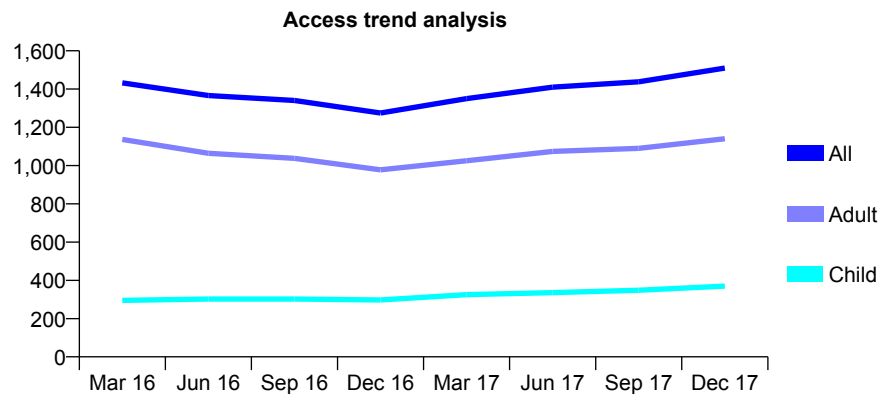
Q62 - Vital Signs At a Glance Contract Report for 213071/0001 - December 2017

Name or company name	MR JW O'DEA
Contract type name	GDS Contract
Purpose of contract	General
Contract start date	01/04/2006
Contract end date	

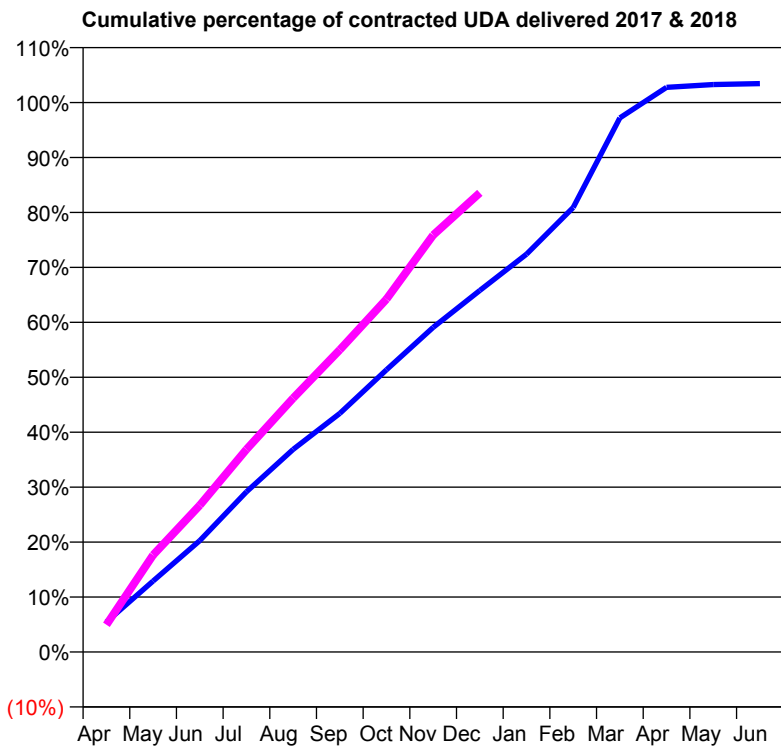
17/18 Contracted general activity (UDA)	3,854
Carry forward general activity (UDA)	-77
17/18 Contracted orthodontic activity (UOA)	0
Carry forward orthodontic activity (UOA)	0
Baseline contract value	£115,484.93

ACCESS*

Patients seen in 24 months	Total	Change since previous quarter
Quarter ending December 2016	1,275	
Quarter ending March 2017	1,350	↑
Quarter ending June 2017	1,410	↑
Quarter ending September 2017	1,438	→
Quarter ending December 2017	1,510	↑
Variance since December 2016	18.4%	↑



ACTIVITY



Month	Adjusted Scheduled Activity (UDA)	
	2017	2018
April	211	191
May	498	680
June	782	1,030
July	1,123	1,421
August	1,421	1,780
September	1,673	2,120
October	1,980	2,475
November	2,277	2,924
December	2,536	3,221
January	2,791	
February	3,118	
March	3,747	
April	3,961	
May	3,980	
June	3,987	

QUALITY

	Quantity	Base Number	Contract	AT	Region	England
% of FP17s for the same patient ID Re-attending within 3 months - Children	24	345	7.0%	10.0%	11.6%	12.0%
% of FP17s for the same patient ID Re-attending within 3 months - Adults	143	1,056	13.5%	15.6%	16.7%	15.9%
% of FP17s for the same patient ID Re-attending between 3 & 9 months - Children	163	345	47.2%	47.0%	47.3%	58.0%
% of FP17s for the same patient ID Re-attending between 3 & 9 months - Adults	369	1,056	34.9%	37.8%	38.3%	50.5%
% of FP17s for Band 1 Urgent Courses	119	1,298	9.2%	10.9%	10.5%	9.0%
% of FP17s Relating to Free Repair or Replacements	0	1,298	0.0%	0.6%	0.6%	0.8%
% of FP17s Relating to Continuations	1	1,298	0.1%	0.6%	0.8%	1.1%
% of Patients satisfied with the dentistry they have received	0	1	N/A	88.1%	89.0%	91.5%
% of Patients satisfied with the time they had to wait for an appointment	1	1	N/A	83.4%	84.2%	87.9%

* This is based on patients treated on this contract for their most recent course of treatment. Figures in italics indicate the base number of FP17s or Patient Questionnaire responses are less than 100. N/A is shown where the base number of responses is less than 10 during the period. % is calculated as Quantity/Base number*100

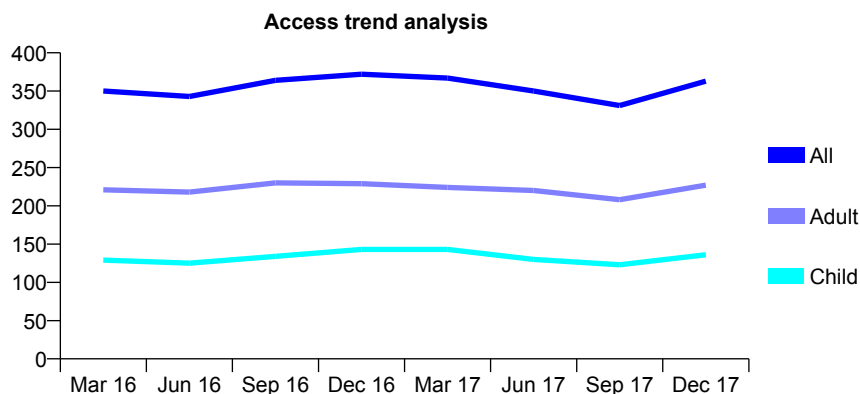
Q62 - Vital Signs At a Glance Contract Report for 213365/0001 - December 2017

Name or company name	Dr S Singh & Dr R Leow
Contract type name	GDS Contract
Purpose of contract	General
Contract start date	01/04/2006
Contract end date	

17/18 Contracted general activity (UDA)	1,800
Carry forward general activity (UDA)	-36
17/18 Contracted orthodontic activity (UOA)	0
Carry forward orthodontic activity (UOA)	0
Baseline contract value	£53,058.41

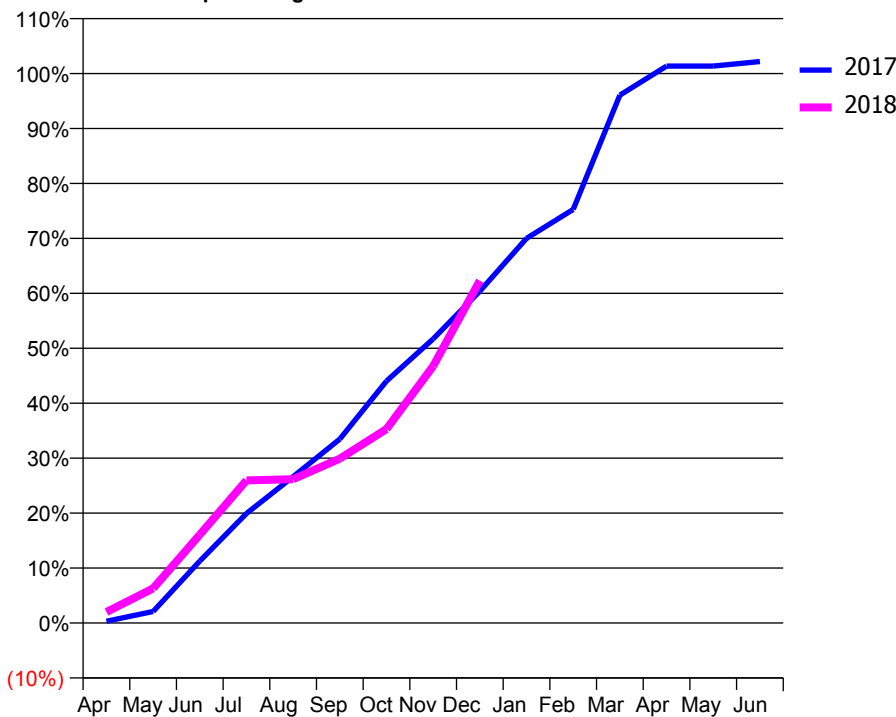
ACCESS*

Patients seen in 24 months	Total	Change since previous quarter
Quarter ending December 2016	372	
Quarter ending March 2017	367	↓
Quarter ending June 2017	350	↓
Quarter ending September 2017	331	↓
Quarter ending December 2017	363	↑
Variance since December 2016	(2.4%)	↓



ACTIVITY

Cumulative percentage of contracted UDA delivered 2017 & 2018



Month	Adjusted Scheduled Activity (UDA)	
	2017	2018
April	6	36
May	38	113
June	203	289
July	359	467
August	479	471
September	602	538
October	793	635
November	931	841
December	1,087	1,121
January	1,260	
February	1,355	
March	1,729	
April	1,824	
May	1,824	
June	1,839	

QUALITY

	Quantity	Base Number	Contract	AT	Region	England
% of FP17s for the same patient ID Re-attending within 3 months - Children	6	87	6.9%	10.0%	11.6%	12.0%
% of FP17s for the same patient ID Re-attending within 3 months - Adults	18	133	13.5%	15.6%	16.7%	15.9%
% of FP17s for the same patient ID Re-attending between 3 & 9 months - Children	18	87	20.7%	47.0%	47.3%	58.0%
% of FP17s for the same patient ID Re-attending between 3 & 9 months - Adults	35	133	26.3%	37.8%	38.3%	50.5%
% of FP17s for Band 1 Urgent Courses	0	199	0.0%	10.9%	10.5%	9.0%
% of FP17s Relating to Free Repair or Replacements	0	199	0.0%	0.6%	0.6%	0.8%
% of FP17s Relating to Continuations	5	199	2.5%	0.6%	0.8%	1.1%
% of Patients satisfied with the dentistry they have received	0	0	N/A	88.1%	89.0%	91.5%
% of Patients satisfied with the time they had to wait for an appointment	0	0	N/A	83.4%	84.2%	87.9%

* This is based on patients treated on this contract for their most recent course of treatment. Figures in italics indicate the base number of FP17s or Patient Questionnaire responses are less than 100. N/A is shown where the base number of responses is less than 10 during the period. % is calculated as Quantity/Base number*100

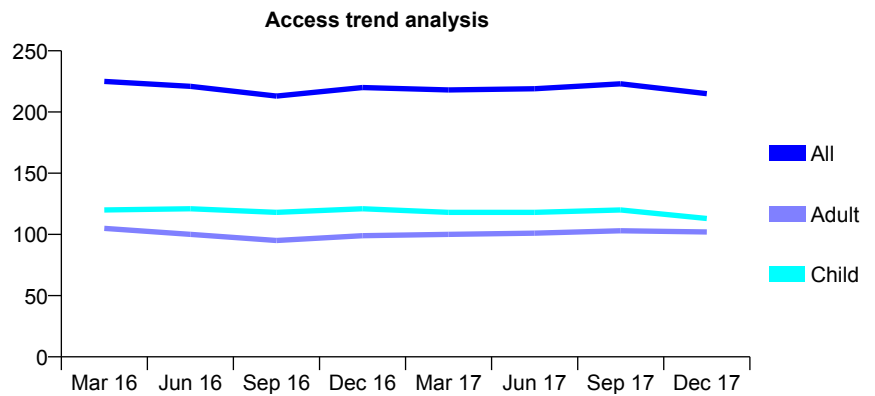
Q62 - Vital Signs At a Glance Contract Report for 214035/0001 - December 2017

Name or company name	MR KJ ALLEN
Contract type name	GDS Contract
Purpose of contract	General
Contract start date	01/04/2006
Contract end date	

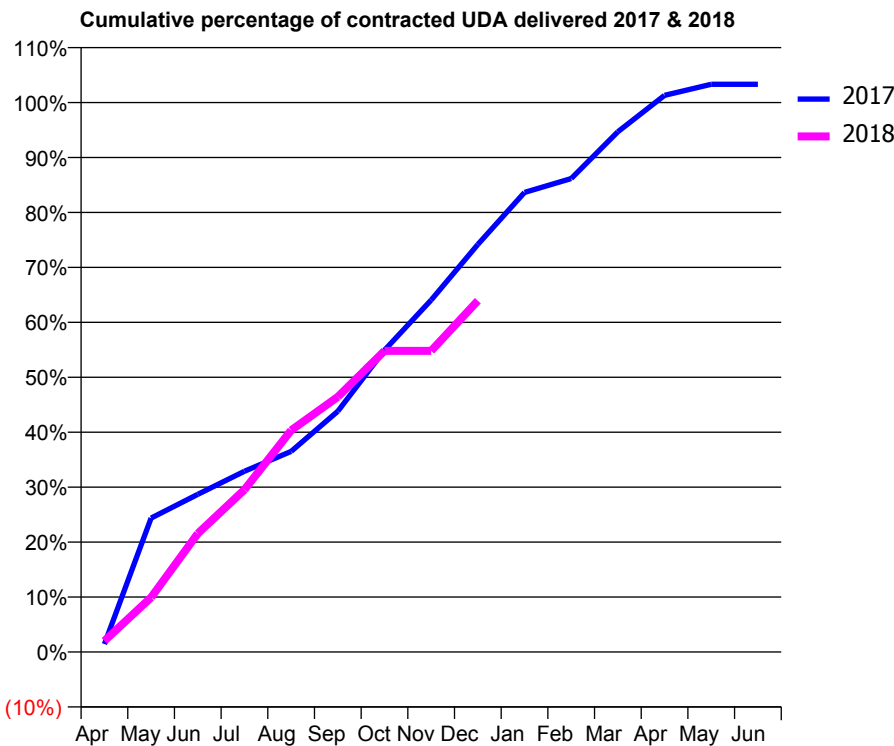
17/18 Contracted general activity (UDA)	694
Carry forward general activity (UDA)	-14
17/18 Contracted orthodontic activity (UOA)	0
Carry forward orthodontic activity (UOA)	0
Baseline contract value	£14,920.11

ACCESS*

Patients seen in 24 months	Total	Change since previous quarter
Quarter ending December 2016	220	
Quarter ending March 2017	218	→
Quarter ending June 2017	219	→
Quarter ending September 2017	223	→
Quarter ending December 2017	215	↓
Variance since December 2016	(2.3%)	↓



ACTIVITY



Adjusted Scheduled Activity (UDA)		
Month	2017	2018
April	10	14
May	169	69
June	199	150
July	228	205
August	253	280
September	304	322
October	381	380
November	445	380
December	515	444
January	580	
February	598	
March	657	
April	703	
May	717	
June	717	

QUALITY

	Quantity	Base Number	Contract	AT	Region	England
% of FP17s for the same patient ID Re-attending within 3 months - Children	4	100	4.0%	10.0%	11.6%	12.0%
% of FP17s for the same patient ID Re-attending within 3 months - Adults	16	88	18.2%	15.6%	16.7%	15.9%
% of FP17s for the same patient ID Re-attending between 3 & 9 months - Children	51	100	51.0%	47.0%	47.3%	58.0%
% of FP17s for the same patient ID Re-attending between 3 & 9 months - Adults	42	88	47.7%	37.8%	38.3%	50.5%
% of FP17s for Band 1 Urgent Courses	8	166	4.8%	10.9%	10.5%	9.0%
% of FP17s Relating to Free Repair or Replacements	0	166	0.0%	0.6%	0.6%	0.8%
% of FP17s Relating to Continuations	0	166	0.0%	0.6%	0.8%	1.1%
% of Patients satisfied with the dentistry they have received	1	1	N/A	88.1%	89.0%	91.5%
% of Patients satisfied with the time they had to wait for an appointment	1	1	N/A	83.4%	84.2%	87.9%

* This is based on patients treated on this contract for their most recent course of treatment. Figures in italics indicate the base number of FP17s or Patient Questionnaire responses are less than 100. N/A is shown where the base number of responses is less than 10 during the period. % is calculated as Quantity/Base number*100

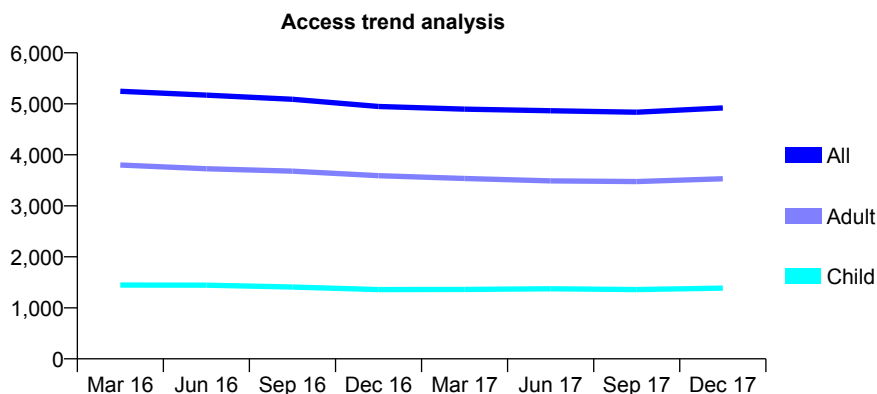
Q62 - Vital Signs At a Glance Contract Report for 215791/0001 - December 2017

Name or company name	MR JJ KING
Contract type name	GDS Contract
Purpose of contract	General
Contract start date	01/04/2006
Contract end date	

17/18 Contracted general activity (UDA)	14,636
Carry forward general activity (UDA)	-245
17/18 Contracted orthodontic activity (UOA)	0
Carry forward orthodontic activity (UOA)	0
Baseline contract value	£401,608.66

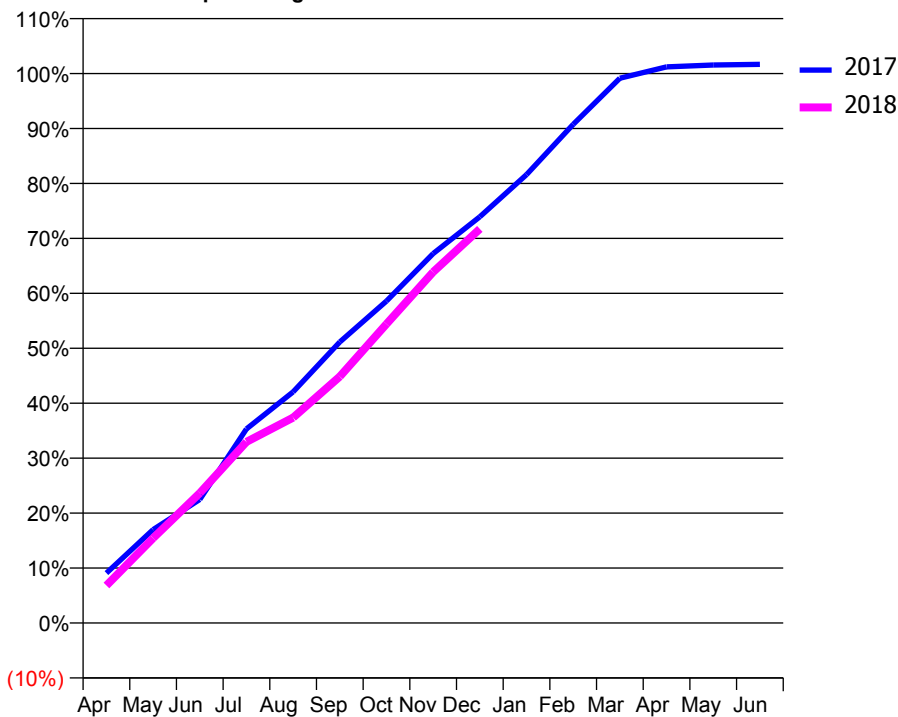
ACCESS*

Patients seen in 24 months	Total	Change since previous quarter
Quarter ending December 2016	4,948	
Quarter ending March 2017	4,896	↓
Quarter ending June 2017	4,863	→
Quarter ending September 2017	4,834	→
Quarter ending December 2017	4,919	→
Variance since December 2016	(0.6%)	→



ACTIVITY

Cumulative percentage of contracted UDA delivered 2017 & 2018



Month	Adjusted Scheduled Activity (UDA)	
	2017	2018
April	1,329	1,001
May	2,487	2,262
June	3,289	3,461
July	5,168	4,825
August	6,156	5,472
September	7,485	6,564
October	8,577	7,964
November	9,839	9,351
December	10,820	10,498
January	11,943	
February	13,281	
March	14,509	
April	14,814	
May	14,863	
June	14,881	

QUALITY

	Quantity	Base Number	Contract	AT	Region	England
% of FP17s for the same patient ID Re-attending within 3 months - Children	61	1,088	5.6%	10.0%	11.6%	12.0%
% of FP17s for the same patient ID Re-attending within 3 months - Adults	431	2,997	14.4%	15.6%	16.7%	15.9%
% of FP17s for the same patient ID Re-attending between 3 & 9 months - Children	438	1,088	40.3%	47.0%	47.3%	58.0%
% of FP17s for the same patient ID Re-attending between 3 & 9 months - Adults	1,197	2,997	39.9%	37.8%	38.3%	50.5%
% of FP17s for Band 1 Urgent Courses	278	3,940	7.1%	10.9%	10.5%	9.0%
% of FP17s Relating to Free Repair or Replacements	118	3,940	3.0%	0.6%	0.6%	0.8%
% of FP17s Relating to Continuations	46	3,940	1.2%	0.6%	0.8%	1.1%
% of Patients satisfied with the dentistry they have received	9	9	N/A	88.1%	89.0%	91.5%
% of Patients satisfied with the time they had to wait for an appointment	9	9	N/A	83.4%	84.2%	87.9%

* This is based on patients treated on this contract for their most recent course of treatment. Figures in italics indicate the base number of FP17s or Patient Questionnaire responses are less than 100. N/A is shown where the base number of responses is less than 10 during the period. % is calculated as Quantity/Base number*100

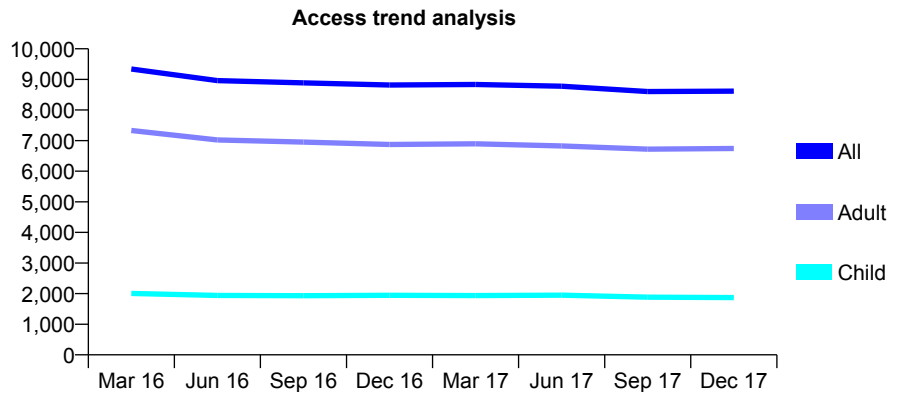
Q62 - Vital Signs At a Glance Contract Report for 222496/0001 - December 2017

Name or company name	MR RA RAEBURN
Contract type name	GDS Contract
Purpose of contract	General
Contract start date	01/04/2006
Contract end date	

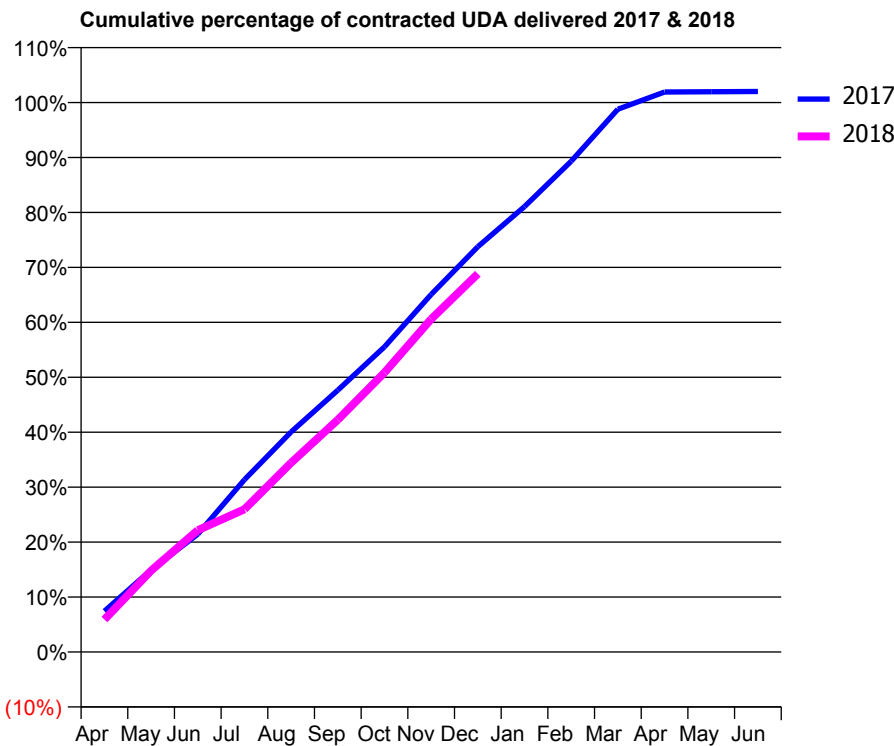
17/18 Contracted general activity (UDA)	25,353
Carry forward general activity (UDA)	-507
17/18 Contracted orthodontic activity (UOA)	0
Carry forward orthodontic activity (UOA)	0
Baseline contract value	£625,589.46

ACCESS*

Patients seen in 24 months	Total	Change since previous quarter
Quarter ending December 2016	8,819	
Quarter ending March 2017	8,833	→
Quarter ending June 2017	8,776	→
Quarter ending September 2017	8,605	↓
Quarter ending December 2017	8,617	→
Variance since December 2016	(2.3%)	↓



ACTIVITY



Month	Adjusted Scheduled Activity (UDA)	
	2017	2018
April	1,889	1,498
May	3,794	3,758
June	5,433	5,620
July	7,953	6,586
August	10,152	8,730
September	12,082	10,714
October	14,077	12,892
November	16,497	15,358
December	18,703	17,451
January	20,550	
February	22,643	
March	25,045	
April	25,839	
May	25,851	
June	25,862	

QUALITY

	Quantity	Base Number	Contract	AT	Region	England
% of FP17s for the same patient ID Re-attending within 3 months - Children	164	1,910	8.6%	10.0%	11.6%	12.0%
% of FP17s for the same patient ID Re-attending within 3 months - Adults	1,095	6,680	16.4%	15.6%	16.7%	15.9%
% of FP17s for the same patient ID Re-attending between 3 & 9 months - Children	1,138	1,910	59.6%	47.0%	47.3%	58.0%
% of FP17s for the same patient ID Re-attending between 3 & 9 months - Adults	3,598	6,680	53.9%	37.8%	38.3%	50.5%
% of FP17s for Band 1 Urgent Courses	1,156	8,194	14.1%	10.9%	10.5%	9.0%
% of FP17s Relating to Free Repair or Replacements	129	8,194	1.6%	0.6%	0.6%	0.8%
% of FP17s Relating to Continuations	8	8,194	0.1%	0.6%	0.8%	1.1%
% of Patients satisfied with the dentistry they have received	14	14	100.0%	88.1%	89.0%	91.5%
% of Patients satisfied with the time they had to wait for an appointment	13	14	92.9%	83.4%	84.2%	87.9%

* This is based on patients treated on this contract for their most recent course of treatment. Figures in italics indicate the base number of FP17s or Patient Questionnaire responses are less than 100. N/A is shown where the base number of responses is less than 10 during the period. % is calculated as Quantity/Base number*100

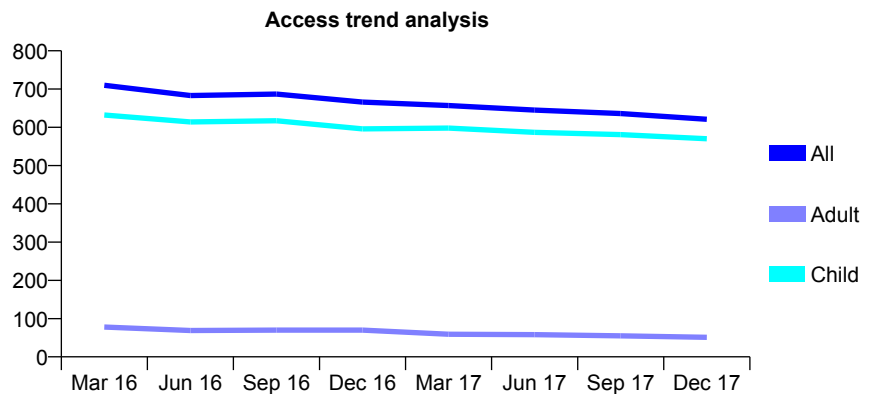
Q62 - Vital Signs At a Glance Contract Report for 224111/0001 - December 2017

Name or company name	MR MR PAREKH
Contract type name	GDS Contract
Purpose of contract	General
Contract start date	01/04/2006
Contract end date	

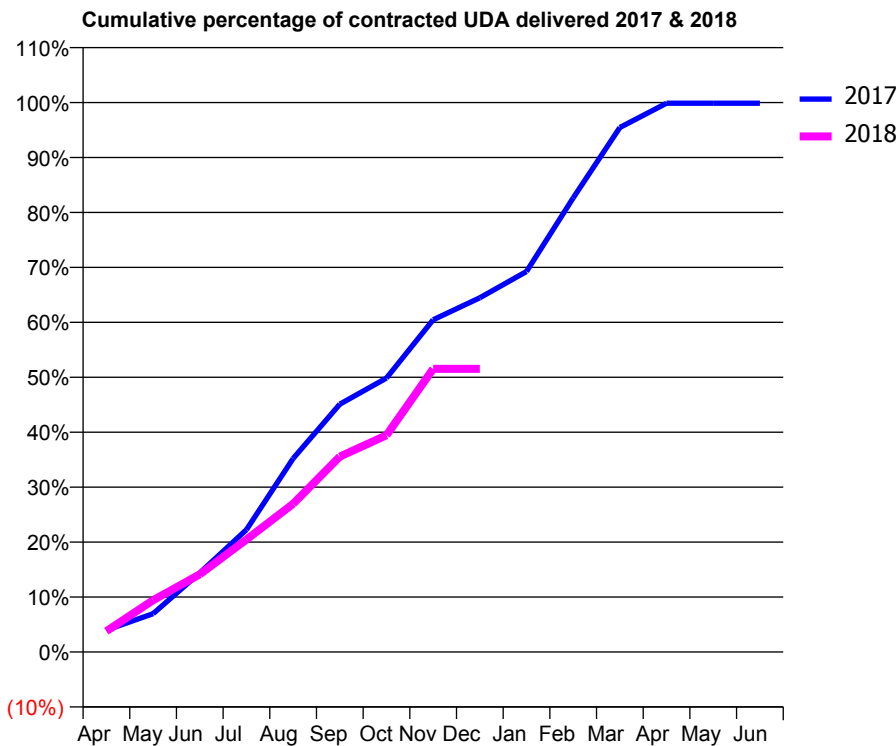
17/18 Contracted general activity (UDA)	1,003
Carry forward general activity (UDA)	1
17/18 Contracted orthodontic activity (UOA)	0
Carry forward orthodontic activity (UOA)	0
Baseline contract value	£28,493.73

ACCESS*

Patients seen in 24 months	Total	Change since previous quarter
Quarter ending December 2016	666	
Quarter ending March 2017	657	↓
Quarter ending June 2017	645	↓
Quarter ending September 2017	636	↓
Quarter ending December 2017	621	↓
Variance since December 2016	(6.8%)	↓



ACTIVITY



Month	Adjusted Scheduled Activity (UDA)	
	2017	2018
April	40	38
May	70	95
June	144	142
July	223	205
August	353	271
September	452	357
October	500	396
November	606	517
December	647	517
January	695	
February	829	
March	957	
April	1,002	
May	1,002	
June	1,002	

QUALITY

	Quantity	Base Number	Contract	AT	Region	England
% of FP17s for the same patient ID Re-attending within 3 months - Children	15	502	3.0%	10.0%	11.6%	12.0%
% of FP17s for the same patient ID Re-attending within 3 months - Adults	0	2	0.0%	15.6%	16.7%	15.9%
% of FP17s for the same patient ID Re-attending between 3 & 9 months - Children	317	502	63.1%	47.0%	47.3%	58.0%
% of FP17s for the same patient ID Re-attending between 3 & 9 months - Adults	1	2	50.0%	37.8%	38.3%	50.5%
% of FP17s for Band 1 Urgent Courses	9	470	1.9%	10.9%	10.5%	9.0%
% of FP17s Relating to Free Repair or Replacements	0	470	0.0%	0.6%	0.6%	0.8%
% of FP17s Relating to Continuations	1	470	0.2%	0.6%	0.8%	1.1%
% of Patients satisfied with the dentistry they have received	0	0	N/A	88.1%	89.0%	91.5%
% of Patients satisfied with the time they had to wait for an appointment	0	0	N/A	83.4%	84.2%	87.9%

* This is based on patients treated on this contract for their most recent course of treatment. Figures in italics indicate the base number of FP17s or Patient Questionnaire responses are less than 100. N/A is shown where the base number of responses is less than 10 during the period. % is calculated as Quantity/Base number*100

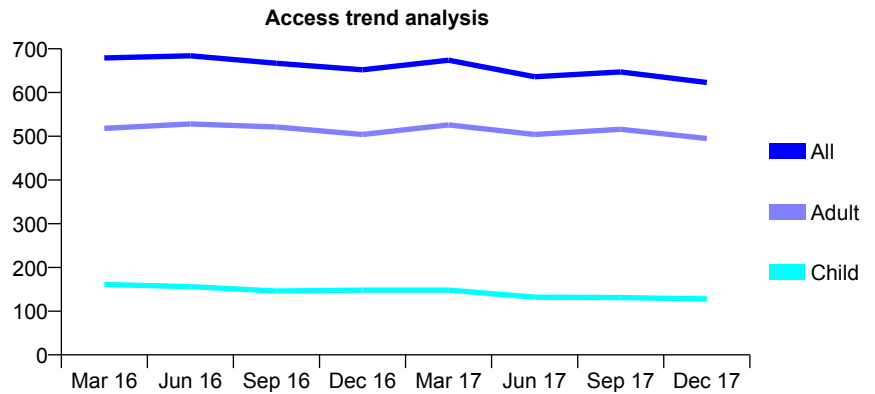
Q62 - Vital Signs At a Glance Contract Report for 224790/0002 - December 2017

Name or company name	Queensway Dental Practice
Contract type name	GDS Contract
Purpose of contract	General
Contract start date	01/12/2013
Contract end date	

17/18 Contracted general activity (UDA)	2,396
Carry forward general activity (UDA)	-6
17/18 Contracted orthodontic activity (UOA)	0
Carry forward orthodontic activity (UOA)	0
Baseline contract value	£69,461.38

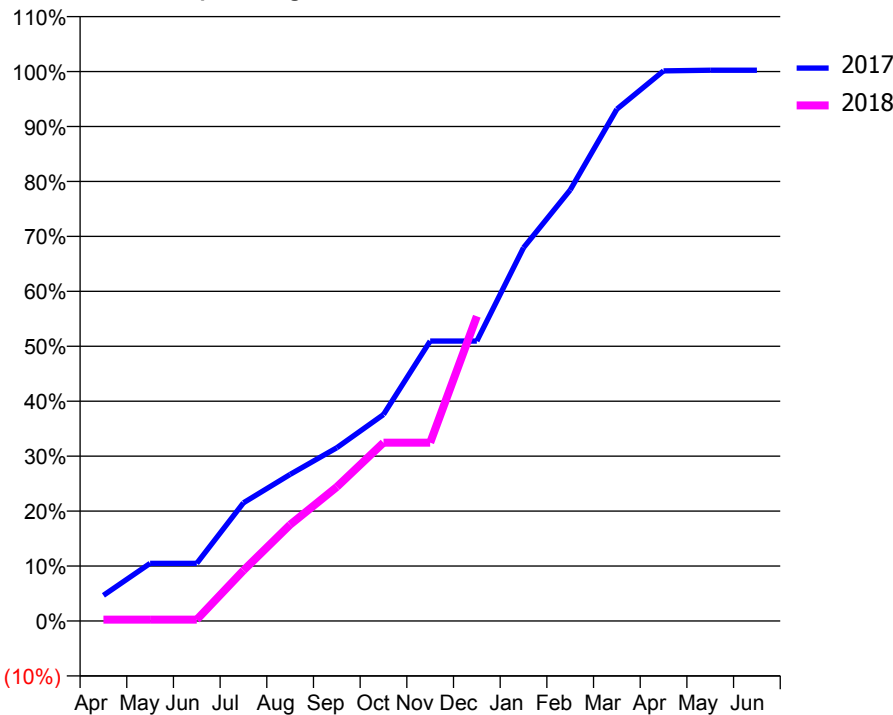
ACCESS*

Patients seen in 24 months	Total	Change since previous quarter
Quarter ending December 2016	652	
Quarter ending March 2017	674	↑
Quarter ending June 2017	636	↓
Quarter ending September 2017	647	→
Quarter ending December 2017	623	↓
Variance since December 2016	(4.4%)	↓



ACTIVITY

Cumulative percentage of contracted UDA delivered 2017 & 2018



Month	Adjusted Scheduled Activity (UDA)	
	2017	2018
April	112	6
May	251	6
June	251	6
July	515	220
August	639	420
September	756	585
October	901	778
November	1,221	778
December	1,221	1,329
January	1,628	
February	1,880	
March	2,232	
April	2,399	
May	2,402	
June	2,402	

QUALITY

	Quantity	Base Number	Contract	AT	Region	England
% of FP17s for the same patient ID Re-attending within 3 months - Children	8	84	9.5%	10.0%	11.6%	12.0%
% of FP17s for the same patient ID Re-attending within 3 months - Adults	20	285	7.0%	15.6%	16.7%	15.9%
% of FP17s for the same patient ID Re-attending between 3 & 9 months - Children	33	84	39.3%	47.0%	47.3%	58.0%
% of FP17s for the same patient ID Re-attending between 3 & 9 months - Adults	104	285	36.5%	37.8%	38.3%	50.5%
% of FP17s for Band 1 Urgent Courses	4	324	1.2%	10.9%	10.5%	9.0%
% of FP17s Relating to Free Repair or Replacements	0	324	0.0%	0.6%	0.6%	0.8%
% of FP17s Relating to Continuations	0	324	0.0%	0.6%	0.8%	1.1%
% of Patients satisfied with the dentistry they have received	0	0	N/A	88.1%	89.0%	91.5%
% of Patients satisfied with the time they had to wait for an appointment	0	0	N/A	83.4%	84.2%	87.9%

* This is based on patients treated on this contract for their most recent course of treatment. Figures in italics indicate the base number of FP17s or Patient Questionnaire responses are less than 100. N/A is shown where the base number of responses is less than 10 during the period. % is calculated as Quantity/Base number*100

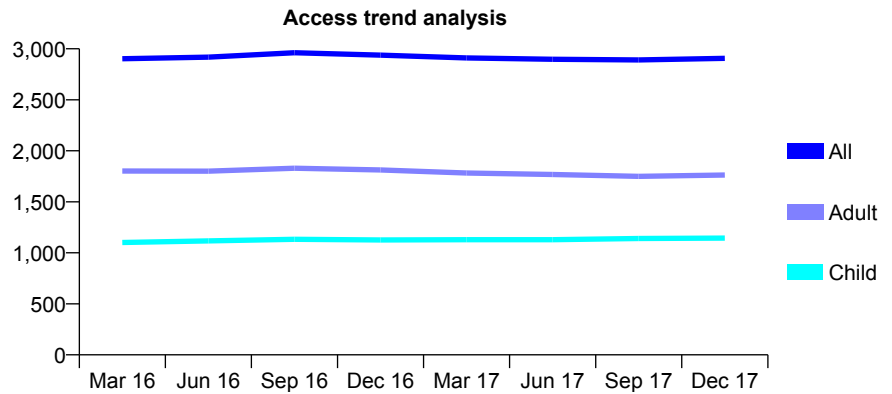
Q62 - Vital Signs At a Glance Contract Report for 228974/0002 - December 2017

Name or company name	MR PN PATEL
Contract type name	GDS Contract
Purpose of contract	General
Contract start date	01/05/2009
Contract end date	

17/18 Contracted general activity (UDA)	6,134
Carry forward general activity (UDA)	-97
17/18 Contracted orthodontic activity (UOA)	0
Carry forward orthodontic activity (UOA)	0
Baseline contract value	£179,145.86

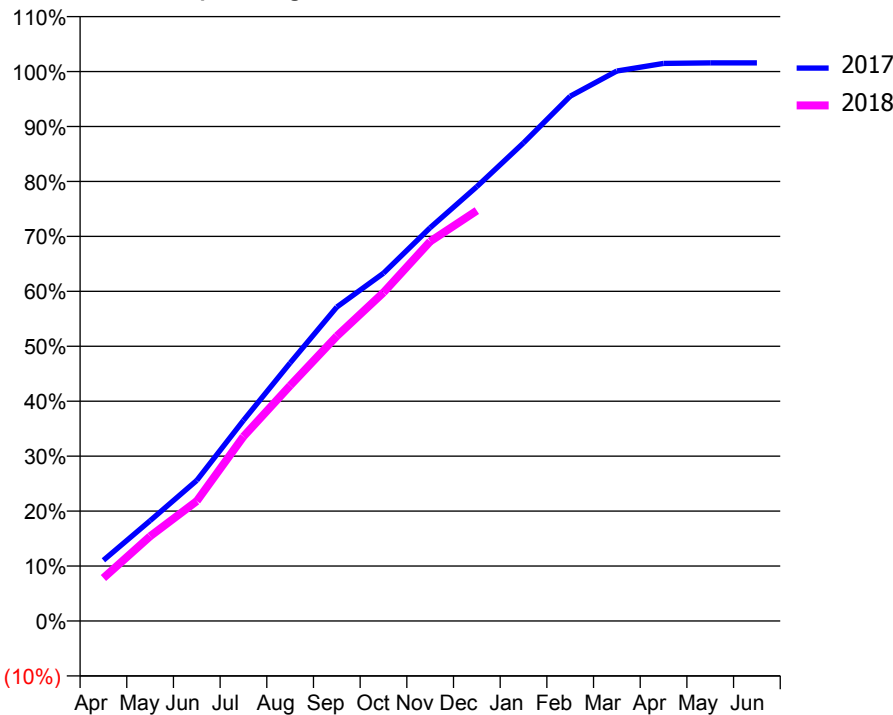
ACCESS*

Patients seen in 24 months	Total	Change since previous quarter
Quarter ending December 2016	2,938	
Quarter ending March 2017	2,911	→
Quarter ending June 2017	2,897	→
Quarter ending September 2017	2,891	→
Quarter ending December 2017	2,907	→
Variance since December 2016	(1.1%)	↓



ACTIVITY

Cumulative percentage of contracted UDA delivered 2017 & 2018



Month	Adjusted Scheduled Activity (UDA)	
	2017	2018
April	678	480
May	1,120	946
June	1,570	1,339
July	2,239	2,059
August	2,880	2,628
September	3,504	3,180
October	3,883	3,667
November	4,391	4,236
December	4,849	4,581
January	5,337	
February	5,858	
March	6,139	
April	6,225	
May	6,231	
June	6,231	

QUALITY

	Quantity	Base Number	Contract	AT	Region	England
% of FP17s for the same patient ID Re-attending within 3 months - Children	57	963	5.9%	10.0%	11.6%	12.0%
% of FP17s for the same patient ID Re-attending within 3 months - Adults	246	1,546	15.9%	15.6%	16.7%	15.9%
% of FP17s for the same patient ID Re-attending between 3 & 9 months - Children	293	963	30.4%	47.0%	47.3%	58.0%
% of FP17s for the same patient ID Re-attending between 3 & 9 months - Adults	485	1,546	31.4%	37.8%	38.3%	50.5%
% of FP17s for Band 1 Urgent Courses	249	2,457	10.1%	10.9%	10.5%	9.0%
% of FP17s Relating to Free Repair or Replacements	20	2,457	0.8%	0.6%	0.6%	0.8%
% of FP17s Relating to Continuations	30	2,457	1.2%	0.6%	0.8%	1.1%
% of Patients satisfied with the dentistry they have received	2	3	N/A	88.1%	89.0%	91.5%
% of Patients satisfied with the time they had to wait for an appointment	3	3	N/A	83.4%	84.2%	87.9%

* This is based on patients treated on this contract for their most recent course of treatment. Figures in italics indicate the base number of FP17s or Patient Questionnaire responses are less than 100. N/A is shown where the base number of responses is less than 10 during the period. % is calculated as Quantity/Base number*100

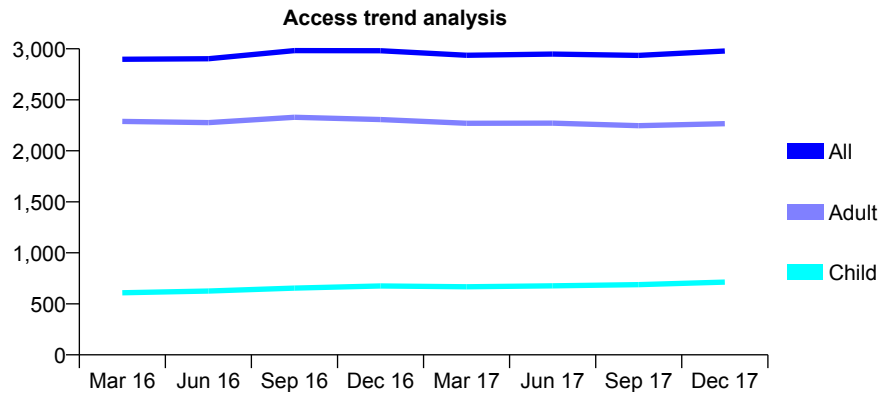
Q62 - Vital Signs At a Glance Contract Report for 232343/0001 - December 2017

Name or company name	MR RJ DOOA
Contract type name	GDS Contract
Purpose of contract	General
Contract start date	01/04/2006
Contract end date	

17/18 Contracted general activity (UDA)	10,657
Carry forward general activity (UDA)	-109
17/18 Contracted orthodontic activity (UOA)	0
Carry forward orthodontic activity (UOA)	0
Baseline contract value	£348,455.85

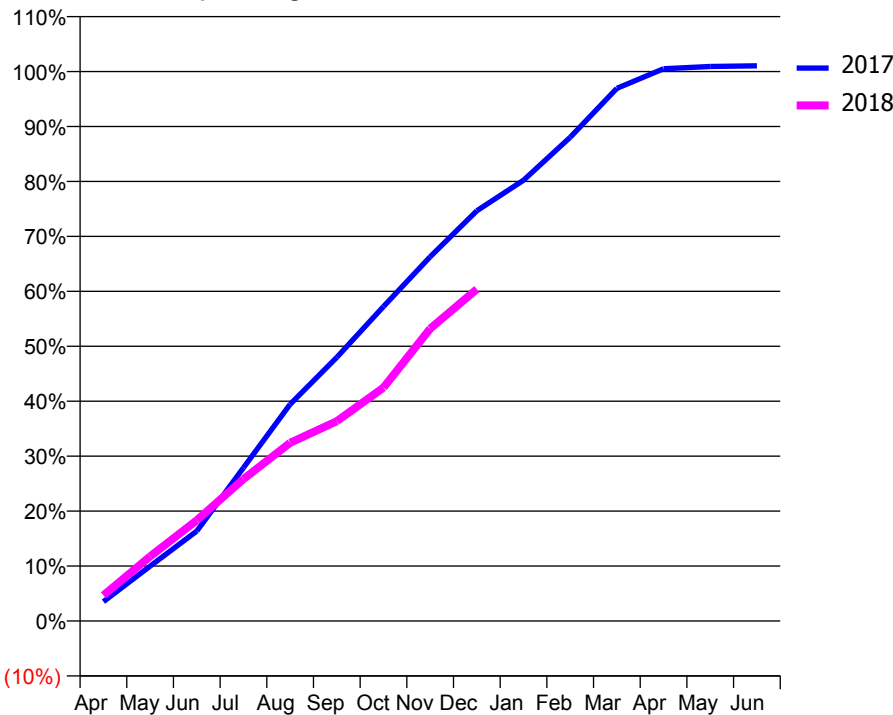
ACCESS*

Patients seen in 24 months	Total	Change since previous quarter
Quarter ending December 2016	2,981	
Quarter ending March 2017	2,937	↓
Quarter ending June 2017	2,948	→
Quarter ending September 2017	2,935	→
Quarter ending December 2017	2,979	→
Variance since December 2016	(0.1%)	→



ACTIVITY

Cumulative percentage of contracted UDA delivered 2017 & 2018



Month	Adjusted Scheduled Activity (UDA)	
	2017	2018
April	377	499
May	1,063	1,253
June	1,745	1,955
July	2,973	2,754
August	4,204	3,455
September	5,114	3,877
October	6,098	4,528
November	7,063	5,669
December	7,956	6,435
January	8,548	
February	9,380	
March	10,329	
April	10,709	
May	10,754	
June	10,766	

QUALITY

	Quantity	Base Number	Contract	AT	Region	England
% of FP17s for the same patient ID Re-attending within 3 months - Children	40	652	6.1%	10.0%	11.6%	12.0%
% of FP17s for the same patient ID Re-attending within 3 months - Adults	316	1,941	16.3%	15.6%	16.7%	15.9%
% of FP17s for the same patient ID Re-attending between 3 & 9 months - Children	318	652	48.8%	47.0%	47.3%	58.0%
% of FP17s for the same patient ID Re-attending between 3 & 9 months - Adults	773	1,941	39.8%	37.8%	38.3%	50.5%
% of FP17s for Band 1 Urgent Courses	316	2,434	13.0%	10.9%	10.5%	9.0%
% of FP17s Relating to Free Repair or Replacements	23	2,434	0.9%	0.6%	0.6%	0.8%
% of FP17s Relating to Continuations	16	2,434	0.7%	0.6%	0.8%	1.1%
% of Patients satisfied with the dentistry they have received	3	3	N/A	88.1%	89.0%	91.5%
% of Patients satisfied with the time they had to wait for an appointment	2	3	N/A	83.4%	84.2%	87.9%

* This is based on patients treated on this contract for their most recent course of treatment. Figures in italics indicate the base number of FP17s or Patient Questionnaire responses are less than 100. N/A is shown where the base number of responses is less than 10 during the period. % is calculated as Quantity/Base number*100

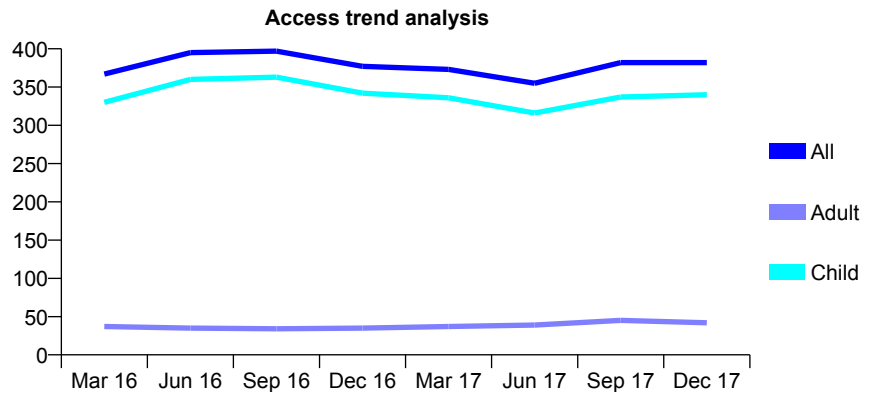
Q62 - Vital Signs At a Glance Contract Report for 239720/0001 - December 2017

Name or company name	MR A EGHBAL OMIDI
Contract type name	GDS Contract
Purpose of contract	General
Contract start date	01/04/2006
Contract end date	

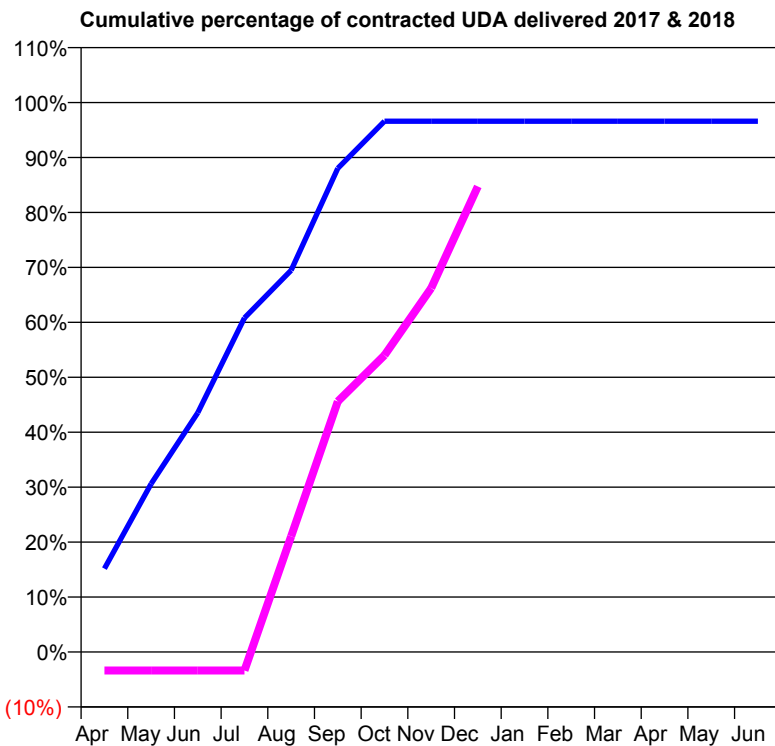
17/18 Contracted general activity (UDA)	680
Carry forward general activity (UDA)	23
17/18 Contracted orthodontic activity (UOA)	0
Carry forward orthodontic activity (UOA)	0
Baseline contract value	£18,277.71

ACCESS*

Patients seen in 24 months	Total	Change since previous quarter
Quarter ending December 2016	377	
Quarter ending March 2017	373	↓
Quarter ending June 2017	355	↓
Quarter ending September 2017	382	↑
Quarter ending December 2017	382	→
Variance since December 2016	1.3%	→



ACTIVITY



Month	Adjusted Scheduled Activity (UDA)	
	2017	2018
April	103	-23
May	208	-23
June	296	-23
July	413	-23
August	472	143
September	599	310
October	657	367
November	657	450
December	657	576
January	657	
February	657	
March	657	
April	657	
May	657	
June	657	

QUALITY

	Quantity	Base Number	Contract	AT	Region	England
% of FP17s for the same patient ID Re-attending within 3 months - Children	10	379	2.6%	10.0%	11.6%	12.0%
% of FP17s for the same patient ID Re-attending within 3 months - Adults	0	18	0.0%	15.6%	16.7%	15.9%
% of FP17s for the same patient ID Re-attending between 3 & 9 months - Children	156	379	41.2%	47.0%	47.3%	58.0%
% of FP17s for the same patient ID Re-attending between 3 & 9 months - Adults	6	18	33.3%	37.8%	38.3%	50.5%
% of FP17s for Band 1 Urgent Courses	2	336	0.6%	10.9%	10.5%	9.0%
% of FP17s Relating to Free Repair or Replacements	0	336	0.0%	0.6%	0.6%	0.8%
% of FP17s Relating to Continuations	0	336	0.0%	0.6%	0.8%	1.1%
% of Patients satisfied with the dentistry they have received	0	0	N/A	88.1%	89.0%	91.5%
% of Patients satisfied with the time they had to wait for an appointment	0	0	N/A	83.4%	84.2%	87.9%

* This is based on patients treated on this contract for their most recent course of treatment. Figures in italics indicate the base number of FP17s or Patient Questionnaire responses are less than 100. N/A is shown where the base number of responses is less than 10 during the period. % is calculated as Quantity/Base number*100

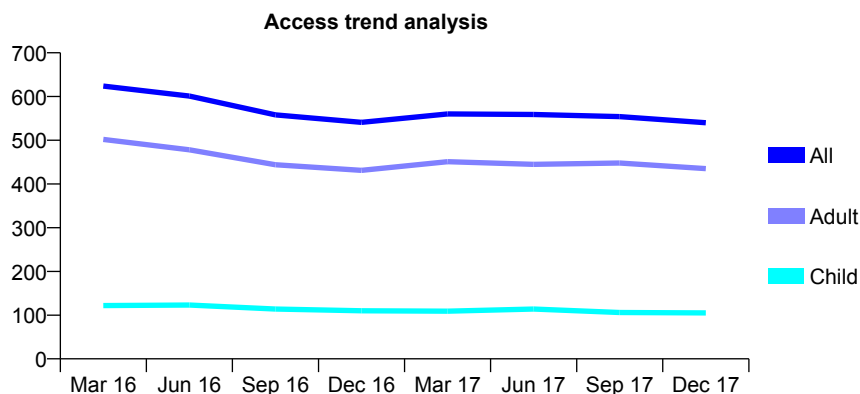
Q62 - Vital Signs At a Glance Contract Report for 239976/0002 - December 2017

Name or company name	MR WA TOWOLAWI
Contract type name	GDS Contract
Purpose of contract	General
Contract start date	01/04/2006
Contract end date	

17/18 Contracted general activity (UDA)	1,685
Carry forward general activity (UDA)	0
17/18 Contracted orthodontic activity (UOA)	0
Carry forward orthodontic activity (UOA)	0
Baseline contract value	£51,761.81

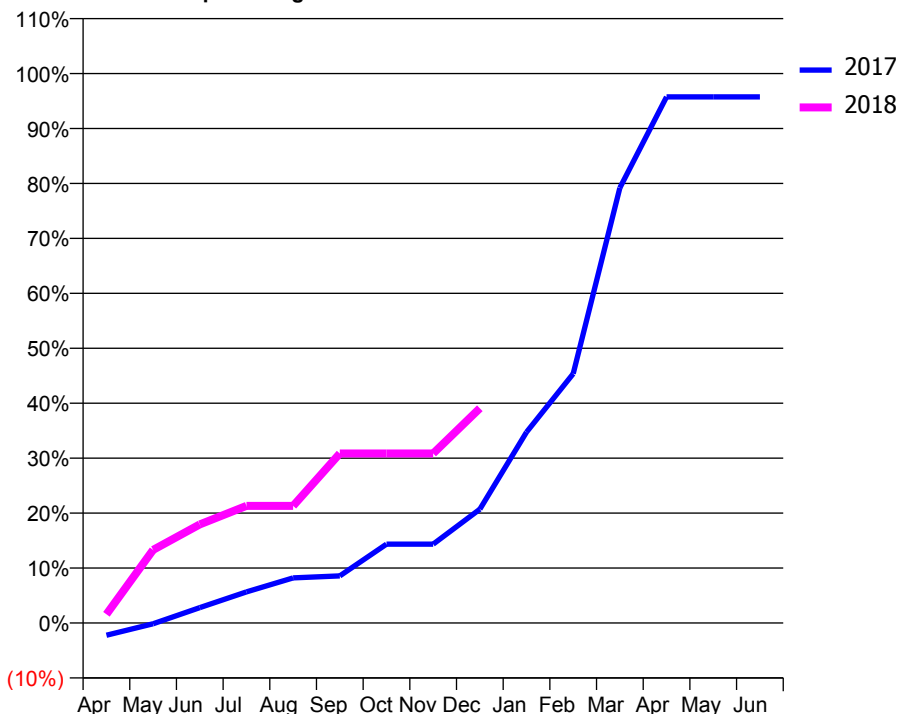
ACCESS*

Patients seen in 24 months	Total	Change since previous quarter
Quarter ending December 2016	541	
Quarter ending March 2017	560	↑
Quarter ending June 2017	559	→
Quarter ending September 2017	554	→
Quarter ending December 2017	540	↓
Variance since December 2016	(0.2%)	→



ACTIVITY

Cumulative percentage of contracted UDA delivered 2017 & 2018



Month	Adjusted Scheduled Activity (UDA)	
	2017	2018
April	-38	27
May	-3	224
June	47	302
July	96	359
August	138	359
September	145	520
October	242	520
November	242	520
December	349	659
January	585	
February	764	
March	1,335	
April	1,613	
May	1,613	
June	1,613	

QUALITY

	Quantity	Base Number	Contract	AT	Region	England
% of FP17s for the same patient ID Re-attending within 3 months - Children	3	58	5.2%	10.0%	11.6%	12.0%
% of FP17s for the same patient ID Re-attending within 3 months - Adults	56	273	20.5%	15.6%	16.7%	15.9%
% of FP17s for the same patient ID Re-attending between 3 & 9 months - Children	10	58	17.2%	47.0%	47.3%	58.0%
% of FP17s for the same patient ID Re-attending between 3 & 9 months - Adults	58	273	21.2%	37.8%	38.3%	50.5%
% of FP17s for Band 1 Urgent Courses	92	277	33.2%	10.9%	10.5%	9.0%
% of FP17s Relating to Free Repair or Replacements	0	277	0.0%	0.6%	0.6%	0.8%
% of FP17s Relating to Continuations	0	277	0.0%	0.6%	0.8%	1.1%
% of Patients satisfied with the dentistry they have received	0	0	N/A	88.1%	89.0%	91.5%
% of Patients satisfied with the time they had to wait for an appointment	0	0	N/A	83.4%	84.2%	87.9%

* This is based on patients treated on this contract for their most recent course of treatment. Figures in italics indicate the base number of FP17s or Patient Questionnaire responses are less than 100. N/A is shown where the base number of responses is less than 10 during the period. % is calculated as Quantity/Base number*100

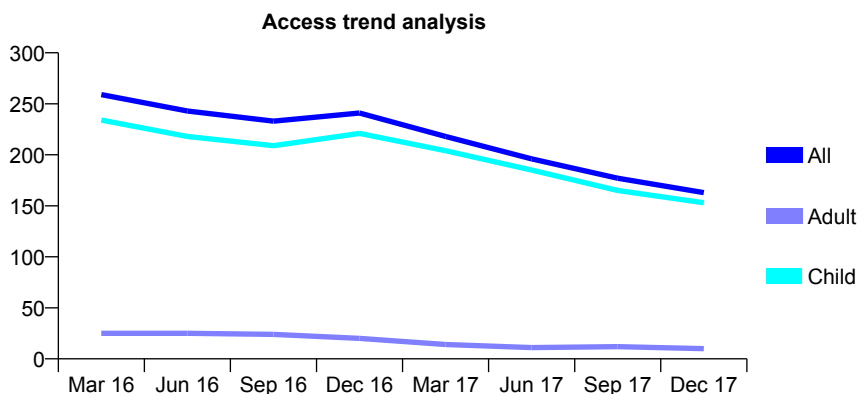
Q62 - Vital Signs At a Glance Contract Report for 245976/0001 - December 2017

Name or company name	MISS Y LIU
Contract type name	GDS Contract
Purpose of contract	General
Contract start date	01/04/2006
Contract end date	

17/18 Contracted general activity (UDA)	195
Carry forward general activity (UDA)	-4
17/18 Contracted orthodontic activity (UOA)	0
Carry forward orthodontic activity (UOA)	0
Baseline contract value	£3,552.87

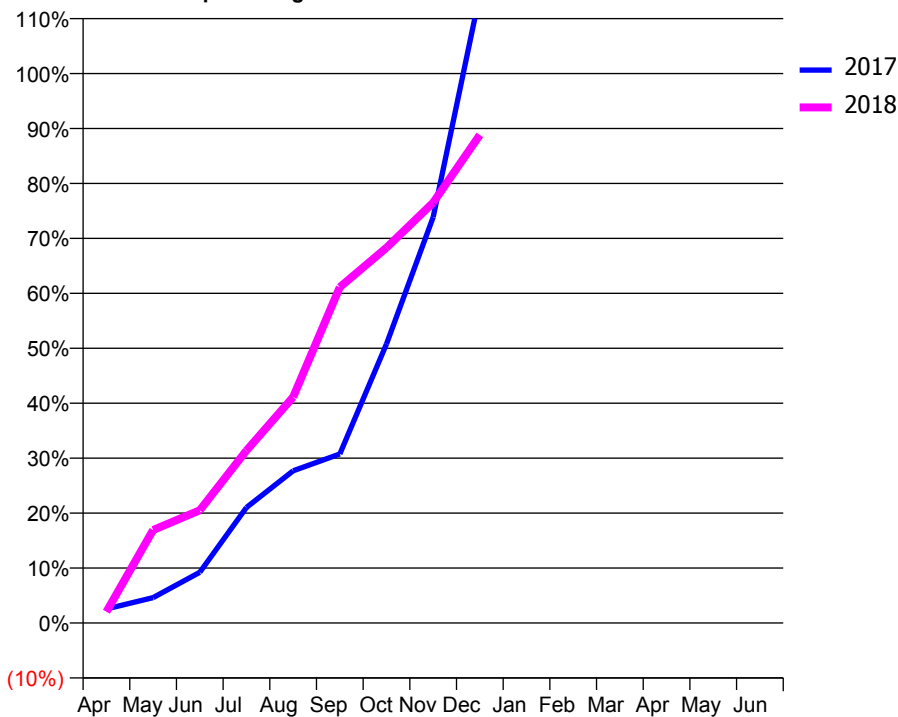
ACCESS*

Patients seen in 24 months	Total	Change since previous quarter
Quarter ending December 2016	241	
Quarter ending March 2017	218	↓
Quarter ending June 2017	196	↓
Quarter ending September 2017	177	↓
Quarter ending December 2017	163	↓
Variance since December 2016	(32.4%)	↓



ACTIVITY

Cumulative percentage of contracted UDA delivered 2017 & 2018



Month	Adjusted Scheduled Activity (UDA)	
	2017	2018
April	5	4
May	9	33
June	18	40
July	41	61
August	54	80
September	60	119
October	99	133
November	144	149
December	223	173
January	250	
February	284	
March	301	
April	338	
May	341	
June	341	

QUALITY

	Quantity	Base Number	Contract	AT	Region	England
% of FP17s for the same patient ID Re-attending within 3 months - Children	10	160	6.3%	10.0%	11.6%	12.0%
% of FP17s for the same patient ID Re-attending within 3 months - Adults	0	2	0.0%	15.6%	16.7%	15.9%
% of FP17s for the same patient ID Re-attending between 3 & 9 months - Children	115	160	71.9%	47.0%	47.3%	58.0%
% of FP17s for the same patient ID Re-attending between 3 & 9 months - Adults	1	2	50.0%	37.8%	38.3%	50.5%
% of FP17s for Band 1 Urgent Courses	1	135	0.7%	10.9%	10.5%	9.0%
% of FP17s Relating to Free Repair or Replacements	0	135	0.0%	0.6%	0.6%	0.8%
% of FP17s Relating to Continuations	0	135	0.0%	0.6%	0.8%	1.1%
% of Patients satisfied with the dentistry they have received	0	0	N/A	88.1%	89.0%	91.5%
% of Patients satisfied with the time they had to wait for an appointment	0	0	N/A	83.4%	84.2%	87.9%

* This is based on patients treated on this contract for their most recent course of treatment. Figures in italics indicate the base number of FP17s or Patient Questionnaire responses are less than 100. N/A is shown where the base number of responses is less than 10 during the period. % is calculated as Quantity/Base number*100

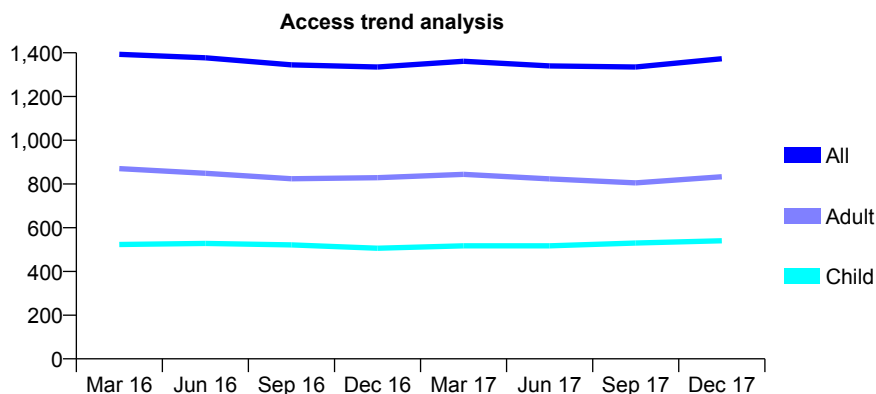
Q62 - Vital Signs At a Glance Contract Report for 250562/0001 - December 2017

Name or company name	MRS R KUNWARDIA
Contract type name	GDS Contract
Purpose of contract	General
Contract start date	01/04/2006
Contract end date	

17/18 Contracted general activity (UDA)	2,910
Carry forward general activity (UDA)	37
17/18 Contracted orthodontic activity (UOA)	0
Carry forward orthodontic activity (UOA)	0
Baseline contract value	£81,054.96

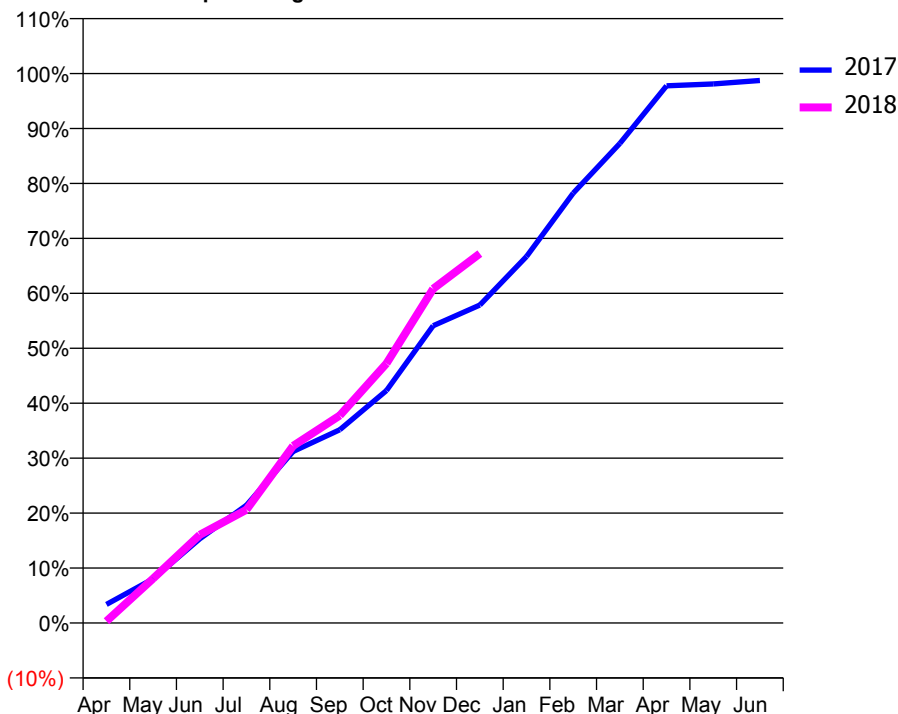
ACCESS*

Patients seen in 24 months	Total	Change since previous quarter
Quarter ending December 2016	1,335	
Quarter ending March 2017	1,361	→
Quarter ending June 2017	1,340	↓
Quarter ending September 2017	1,335	→
Quarter ending December 2017	1,373	↑
Variance since December 2016	2.8%	↑



ACTIVITY

Cumulative percentage of contracted UDA delivered 2017 & 2018



Month	Adjusted Scheduled Activity (UDA)	
	2017	2018
April	98	9
May	234	236
June	446	467
July	624	600
August	908	938
September	1,024	1,099
October	1,231	1,375
November	1,574	1,770
December	1,684	1,956
January	1,941	
February	2,276	
March	2,540	
April	2,845	
May	2,855	
June	2,873	

QUALITY

	Quantity	Base Number	Contract	AT	Region	England
% of FP17s for the same patient ID Re-attending within 3 months - Children	20	548	3.6%	10.0%	11.6%	12.0%
% of FP17s for the same patient ID Re-attending within 3 months - Adults	46	760	6.1%	15.6%	16.7%	15.9%
% of FP17s for the same patient ID Re-attending between 3 & 9 months - Children	299	548	54.6%	47.0%	47.3%	58.0%
% of FP17s for the same patient ID Re-attending between 3 & 9 months - Adults	381	760	50.1%	37.8%	38.3%	50.5%
% of FP17s for Band 1 Urgent Courses	97	1,152	8.4%	10.9%	10.5%	9.0%
% of FP17s Relating to Free Repair or Replacements	11	1,152	1.0%	0.6%	0.6%	0.8%
% of FP17s Relating to Continuations	2	1,152	0.2%	0.6%	0.8%	1.1%
% of Patients satisfied with the dentistry they have received	1	1	N/A	88.1%	89.0%	91.5%
% of Patients satisfied with the time they had to wait for an appointment	1	1	N/A	83.4%	84.2%	87.9%

* This is based on patients treated on this contract for their most recent course of treatment. Figures in italics indicate the base number of FP17s or Patient Questionnaire responses are less than 100. N/A is shown where the base number of responses is less than 10 during the period. % is calculated as Quantity/Base number*100

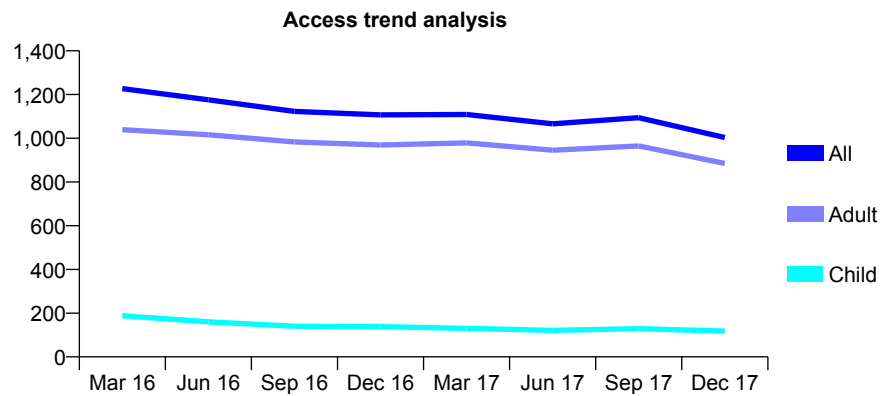
Q62 - Vital Signs At a Glance Contract Report for 251267/0001 - December 2017

Name or company name	MR HS MAUDUDI
Contract type name	GDS Contract
Purpose of contract	General
Contract start date	01/04/2006
Contract end date	

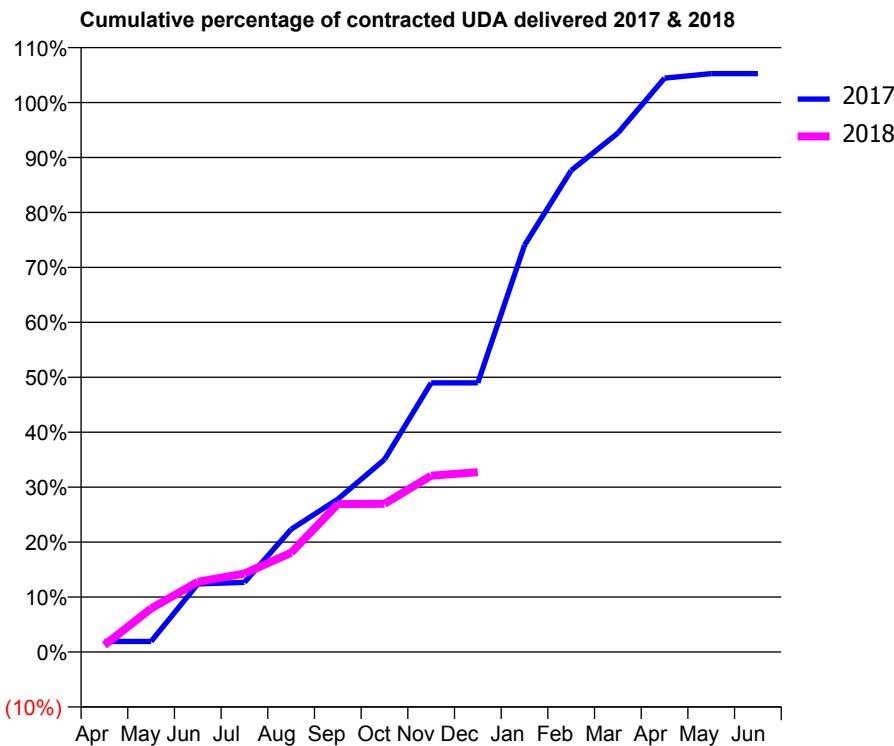
17/18 Contracted general activity (UDA)	2,566
Carry forward general activity (UDA)	-32
17/18 Contracted orthodontic activity (UOA)	0
Carry forward orthodontic activity (UOA)	0
Baseline contract value	£63,191.80

ACCESS*

Patients seen in 24 months	Total	Change since previous quarter
Quarter ending December 2016	1,107	
Quarter ending March 2017	1,109	→
Quarter ending June 2017	1,066	↓
Quarter ending September 2017	1,094	↑
Quarter ending December 2017	1,003	↓
Variance since December 2016	(9.4%)	↓



ACTIVITY



Month	Adjusted Scheduled Activity (UDA)	
	2017	2018
April	31	32
May	31	203
June	198	328
July	203	366
August	357	464
September	445	691
October	560	692
November	783	823
December	783	840
January	1,184	
February	1,401	
March	1,510	
April	1,670	
May	1,683	
June	1,683	

QUALITY

	Quantity	Base Number	Contract	AT	Region	England
% of FP17s for the same patient ID Re-attending within 3 months - Children	0	129	0.0%	10.0%	11.6%	12.0%
% of FP17s for the same patient ID Re-attending within 3 months - Adults	6	601	1.0%	15.6%	16.7%	15.9%
% of FP17s for the same patient ID Re-attending between 3 & 9 months - Children	4	129	3.1%	47.0%	47.3%	58.0%
% of FP17s for the same patient ID Re-attending between 3 & 9 months - Adults	6	601	1.0%	37.8%	38.3%	50.5%
% of FP17s for Band 1 Urgent Courses	601	639	94.1%	10.9%	10.5%	9.0%
% of FP17s Relating to Free Repair or Replacements	0	639	0.0%	0.6%	0.6%	0.8%
% of FP17s Relating to Continuations	0	639	0.0%	0.6%	0.8%	1.1%
% of Patients satisfied with the dentistry they have received	0	1	N/A	88.1%	89.0%	91.5%
% of Patients satisfied with the time they had to wait for an appointment	0	1	N/A	83.4%	84.2%	87.9%

* This is based on patients treated on this contract for their most recent course of treatment. Figures in italics indicate the base number of FP17s or Patient Questionnaire responses are less than 100. N/A is shown where the base number of responses is less than 10 during the period. % is calculated as Quantity/Base number*100

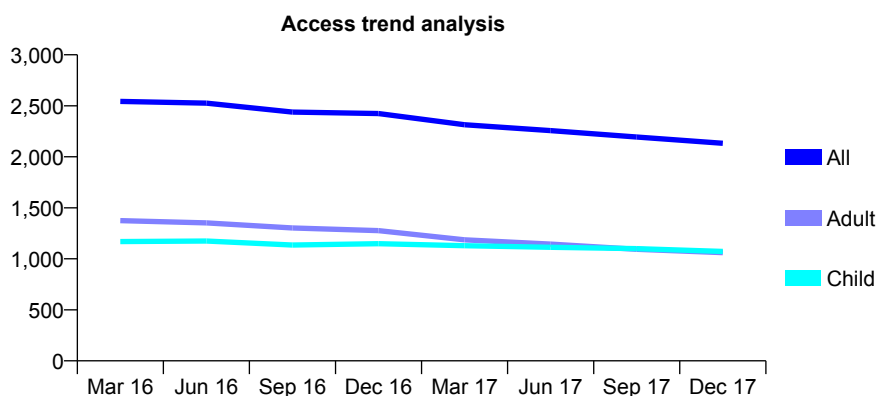
Q62 - Vital Signs At a Glance Contract Report for 251305/0001 - December 2017

Name or company name	MISS V IZADPANAHI
Contract type name	GDS Contract
Purpose of contract	General
Contract start date	01/04/2010
Contract end date	

17/18 Contracted general activity (UDA)	7,829
Carry forward general activity (UDA)	51
17/18 Contracted orthodontic activity (UOA)	0
Carry forward orthodontic activity (UOA)	0
Baseline contract value	£221,458.24

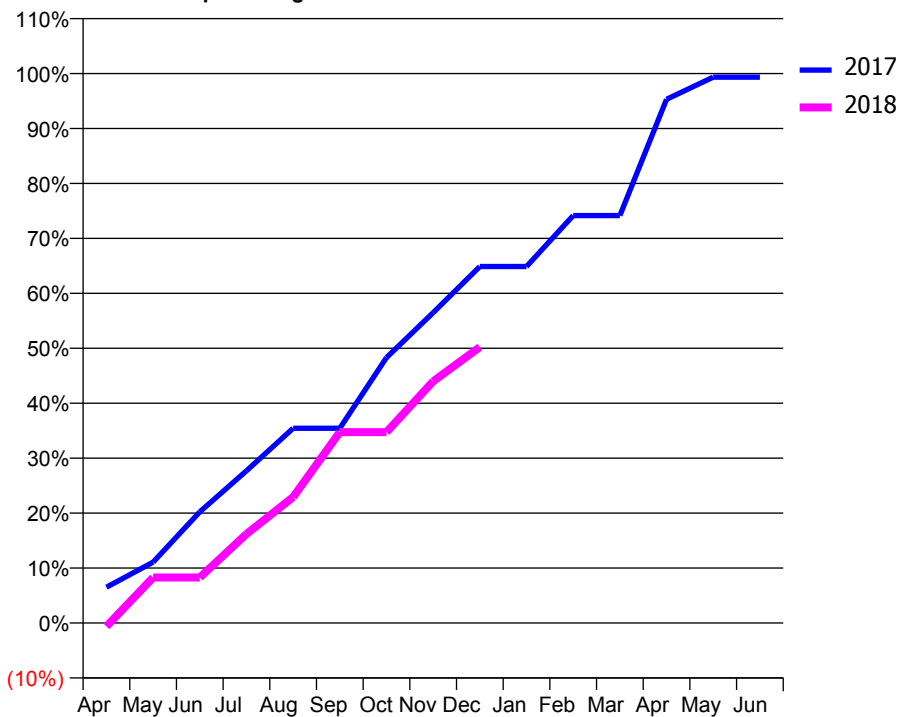
ACCESS*

Patients seen in 24 months	Total	Change since previous quarter
Quarter ending December 2016	2,424	
Quarter ending March 2017	2,315	↓
Quarter ending June 2017	2,257	↓
Quarter ending September 2017	2,194	↓
Quarter ending December 2017	2,133	↓
Variance since December 2016	(12.0%)	↓



ACTIVITY

Cumulative percentage of contracted UDA delivered 2017 & 2018



Month	Adjusted Scheduled Activity (UDA)	
	2017	2018
April	510	-51
May	867	649
June	1,583	649
July	2,169	1,269
August	2,775	1,795
September	2,775	2,719
October	3,782	2,719
November	4,423	3,444
December	5,079	3,932
January	5,079	
February	5,804	
March	5,804	
April	7,462	
May	7,778	
June	7,778	

QUALITY

	Quantity	Base Number	Contract	AT	Region	England
% of FP17s for the same patient ID Re-attending within 3 months - Children	70	1,086	6.4%	10.0%	11.6%	12.0%
% of FP17s for the same patient ID Re-attending within 3 months - Adults	78	886	8.8%	15.6%	16.7%	15.9%
% of FP17s for the same patient ID Re-attending between 3 & 9 months - Children	548	1,086	50.5%	47.0%	47.3%	58.0%
% of FP17s for the same patient ID Re-attending between 3 & 9 months - Adults	337	886	38.0%	37.8%	38.3%	50.5%
% of FP17s for Band 1 Urgent Courses	156	1,405	11.1%	10.9%	10.5%	9.0%
% of FP17s Relating to Free Repair or Replacements	0	1,405	0.0%	0.6%	0.6%	0.8%
% of FP17s Relating to Continuations	1	1,405	0.1%	0.6%	0.8%	1.1%
% of Patients satisfied with the dentistry they have received	1	1	N/A	88.1%	89.0%	91.5%
% of Patients satisfied with the time they had to wait for an appointment	1	1	N/A	83.4%	84.2%	87.9%

* This is based on patients treated on this contract for their most recent course of treatment. Figures in italics indicate the base number of FP17s or Patient Questionnaire responses are less than 100. N/A is shown where the base number of responses is less than 10 during the period. % is calculated as Quantity/Base number*100

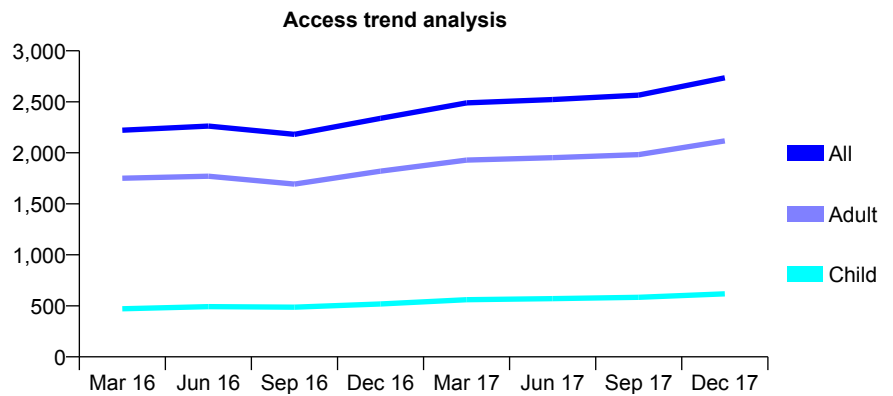
Q62 - Vital Signs At a Glance Contract Report for 254231/0001 - December 2017

Name or company name	MR SH PEZESHKI
Contract type name	GDS Contract
Purpose of contract	General
Contract start date	04/01/2010
Contract end date	

17/18 Contracted general activity (UDA)	8,200
Carry forward general activity (UDA)	0
17/18 Contracted orthodontic activity (UOA)	0
Carry forward orthodontic activity (UOA)	0
Baseline contract value	£230,575.30

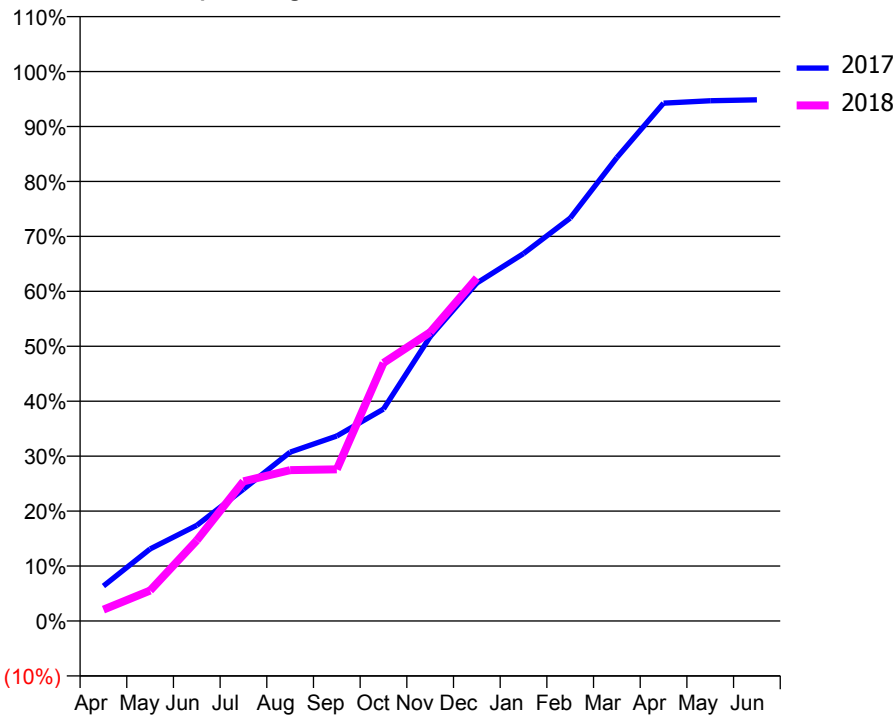
ACCESS*

Patients seen in 24 months	Total	Change since previous quarter
Quarter ending December 2016	2,338	
Quarter ending March 2017	2,489	↑
Quarter ending June 2017	2,522	→
Quarter ending September 2017	2,566	→
Quarter ending December 2017	2,735	↑
Variance since December 2016	17.0%	↑



ACTIVITY

Cumulative percentage of contracted UDA delivered 2017 & 2018



Month	Adjusted Scheduled Activity (UDA)	
	2017	2018
April	523	171
May	1,075	454
June	1,427	1,202
July	1,968	2,085
August	2,520	2,251
September	2,760	2,264
October	3,163	3,851
November	4,244	4,309
December	5,043	5,118
January	5,483	
February	6,013	
March	6,916	
April	7,727	
May	7,763	
June	7,778	

QUALITY

	Quantity	Base Number	Contract	AT	Region	England
% of FP17s for the same patient ID Re-attending within 3 months - Children	72	561	12.8%	10.0%	11.6%	12.0%
% of FP17s for the same patient ID Re-attending within 3 months - Adults	401	1,919	20.9%	15.6%	16.7%	15.9%
% of FP17s for the same patient ID Re-attending between 3 & 9 months - Children	207	561	36.9%	47.0%	47.3%	58.0%
% of FP17s for the same patient ID Re-attending between 3 & 9 months - Adults	539	1,919	28.1%	37.8%	38.3%	50.5%
% of FP17s for Band 1 Urgent Courses	422	2,208	19.1%	10.9%	10.5%	9.0%
% of FP17s Relating to Free Repair or Replacements	0	2,208	0.0%	0.6%	0.6%	0.8%
% of FP17s Relating to Continuations	31	2,208	1.4%	0.6%	0.8%	1.1%
% of Patients satisfied with the dentistry they have received	8	9	N/A	88.1%	89.0%	91.5%
% of Patients satisfied with the time they had to wait for an appointment	8	9	N/A	83.4%	84.2%	87.9%

* This is based on patients treated on this contract for their most recent course of treatment. Figures in italics indicate the base number of FP17s or Patient Questionnaire responses are less than 100. N/A is shown where the base number of responses is less than 10 during the period. % is calculated as Quantity/Base number*100

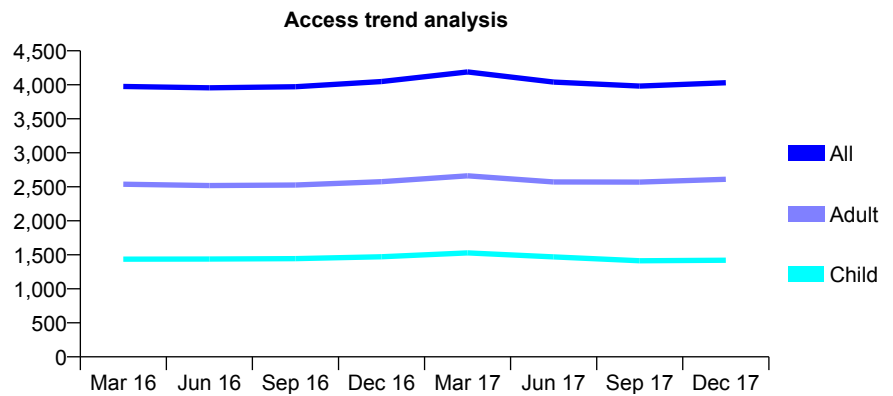
Q62 - Vital Signs At a Glance Contract Report for 261416/0001 - December 2017

Name or company name	MR JS JEER
Contract type name	GDS Contract
Purpose of contract	General
Contract start date	01/04/2006
Contract end date	

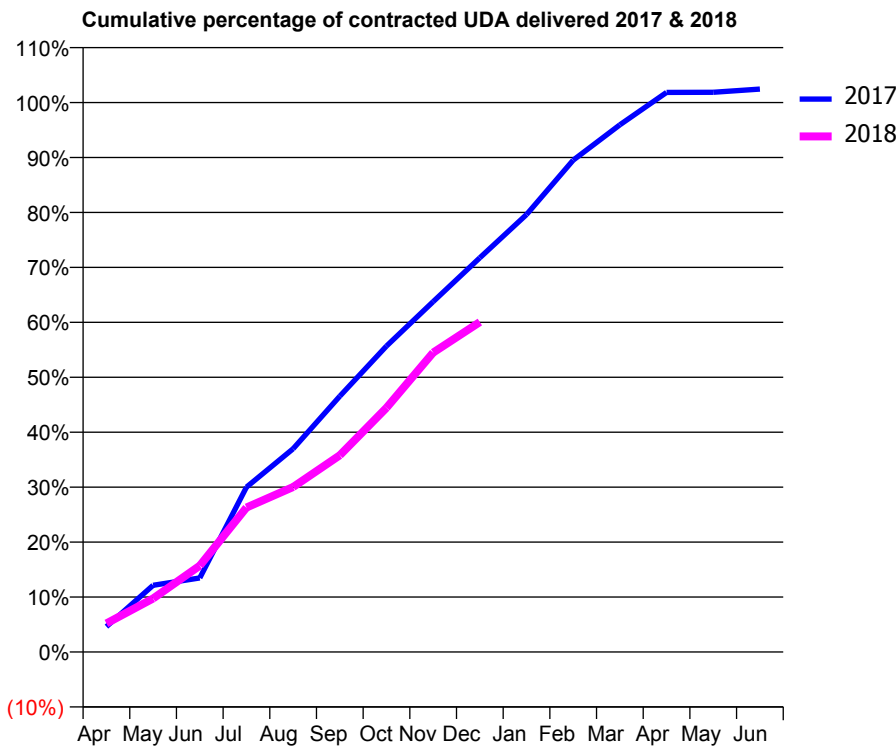
17/18 Contracted general activity (UDA)	11,840
Carry forward general activity (UDA)	-237
17/18 Contracted orthodontic activity (UOA)	0
Carry forward orthodontic activity (UOA)	0
Baseline contract value	£338,926.51

ACCESS*

Patients seen in 24 months	Total	Change since previous quarter
Quarter ending December 2016	4,048	
Quarter ending March 2017	4,189	↑
Quarter ending June 2017	4,041	↓
Quarter ending September 2017	3,982	↓
Quarter ending December 2017	4,030	→
Variance since December 2016	(0.4%)	→



ACTIVITY



Month	Adjusted Scheduled Activity (UDA)	
	2017	2018
April	546	616
May	1,438	1,154
June	1,597	1,861
July	3,552	3,113
August	4,381	3,555
September	5,512	4,239
October	6,593	5,261
November	7,549	6,452
December	8,495	7,110
January	9,425	
February	10,597	
March	11,359	
April	12,056	
May	12,061	
June	12,130	

QUALITY

	Quantity	Base Number	Contract	AT	Region	England
% of FP17s for the same patient ID Re-attending within 3 months - Children	104	1,446	7.2%	10.0%	11.6%	12.0%
% of FP17s for the same patient ID Re-attending within 3 months - Adults	299	2,198	13.6%	15.6%	16.7%	15.9%
% of FP17s for the same patient ID Re-attending between 3 & 9 months - Children	824	1,446	57.0%	47.0%	47.3%	58.0%
% of FP17s for the same patient ID Re-attending between 3 & 9 months - Adults	963	2,198	43.8%	37.8%	38.3%	50.5%
% of FP17s for Band 1 Urgent Courses	525	3,314	15.8%	10.9%	10.5%	9.0%
% of FP17s Relating to Free Repair or Replacements	17	3,314	0.5%	0.6%	0.6%	0.8%
% of FP17s Relating to Continuations	8	3,314	0.2%	0.6%	0.8%	1.1%
% of Patients satisfied with the dentistry they have received	4	5	N/A	88.1%	89.0%	91.5%
% of Patients satisfied with the time they had to wait for an appointment	3	5	N/A	83.4%	84.2%	87.9%

* This is based on patients treated on this contract for their most recent course of treatment. Figures in italics indicate the base number of FP17s or Patient Questionnaire responses are less than 100. N/A is shown where the base number of responses is less than 10 during the period. % is calculated as Quantity/Base number*100

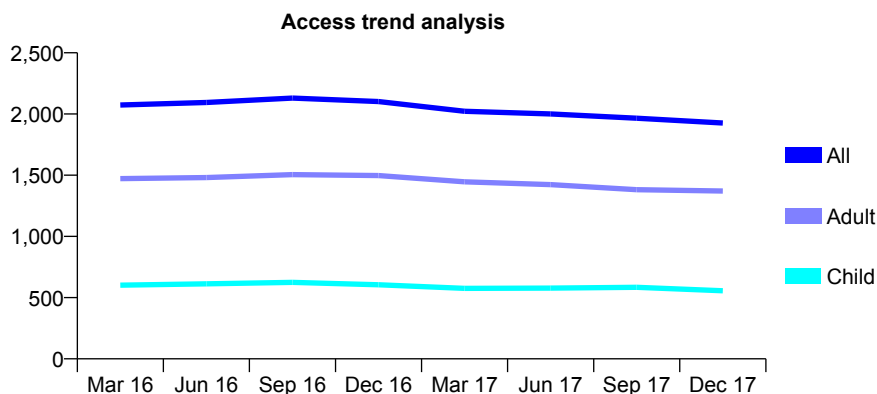
Q62 - Vital Signs At a Glance Contract Report for 262455/0001 - December 2017

Name or company name	Mr Chirag Shah & Mr Martin Zabihi Partner:
Contract type name	GDS Contract
Purpose of contract	General
Contract start date	01/04/2006
Contract end date	

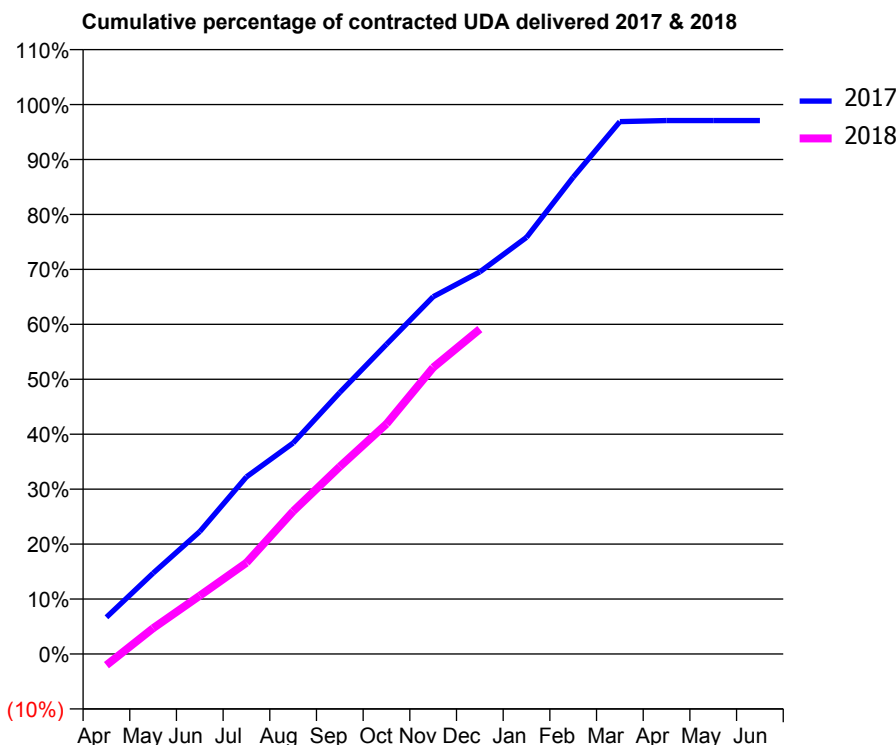
17/18 Contracted general activity (UDA)	7,433
Carry forward general activity (UDA)	216
17/18 Contracted orthodontic activity (UOA)	0
Carry forward orthodontic activity (UOA)	0
Baseline contract value	£187,827.58

ACCESS*

Patients seen in 24 months	Total	Change since previous quarter
Quarter ending December 2016	2,102	
Quarter ending March 2017	2,022	↓
Quarter ending June 2017	2,001	↓
Quarter ending September 2017	1,966	↓
Quarter ending December 2017	1,927	↓
Variance since December 2016	(8.3%)	↓



ACTIVITY



Month	Adjusted Scheduled Activity (UDA)	
	2017	2018
April	498	-152
May	1,095	349
June	1,657	789
July	2,396	1,234
August	2,854	1,931
September	3,538	2,536
October	4,189	3,113
November	4,834	3,875
December	5,169	4,395
January	5,636	
February	6,450	
March	7,202	
April	7,217	
May	7,217	
June	7,217	

QUALITY

	Quantity	Base Number	Contract	AT	Region	England
% of FP17s for the same patient ID Re-attending within 3 months - Children	48	457	10.5%	10.0%	11.6%	12.0%
% of FP17s for the same patient ID Re-attending within 3 months - Adults	219	1,062	20.6%	15.6%	16.7%	15.9%
% of FP17s for the same patient ID Re-attending between 3 & 9 months - Children	156	457	34.1%	47.0%	47.3%	58.0%
% of FP17s for the same patient ID Re-attending between 3 & 9 months - Adults	321	1,062	30.2%	37.8%	38.3%	50.5%
% of FP17s for Band 1 Urgent Courses	221	1,508	14.7%	10.9%	10.5%	9.0%
% of FP17s Relating to Free Repair or Replacements	7	1,508	0.5%	0.6%	0.6%	0.8%
% of FP17s Relating to Continuations	2	1,508	0.1%	0.6%	0.8%	1.1%
% of Patients satisfied with the dentistry they have received	1	2	N/A	88.1%	89.0%	91.5%
% of Patients satisfied with the time they had to wait for an appointment	2	2	N/A	83.4%	84.2%	87.9%

* This is based on patients treated on this contract for their most recent course of treatment. Figures in italics indicate the base number of FP17s or Patient Questionnaire responses are less than 100. N/A is shown where the base number of responses is less than 10 during the period. % is calculated as Quantity/Base number*100

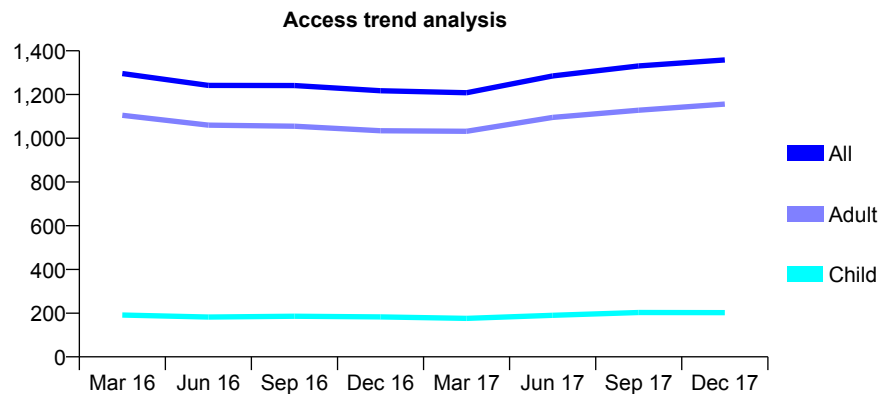
Q62 - Vital Signs At a Glance Contract Report for 263729/0001 - December 2017

Name or company name	MS A FAKI
Contract type name	GDS Contract
Purpose of contract	General
Contract start date	01/04/2006
Contract end date	

17/18 Contracted general activity (UDA)	3,178
Carry forward general activity (UDA)	-42
17/18 Contracted orthodontic activity (UOA)	0
Carry forward orthodontic activity (UOA)	0
Baseline contract value	£112,864.07

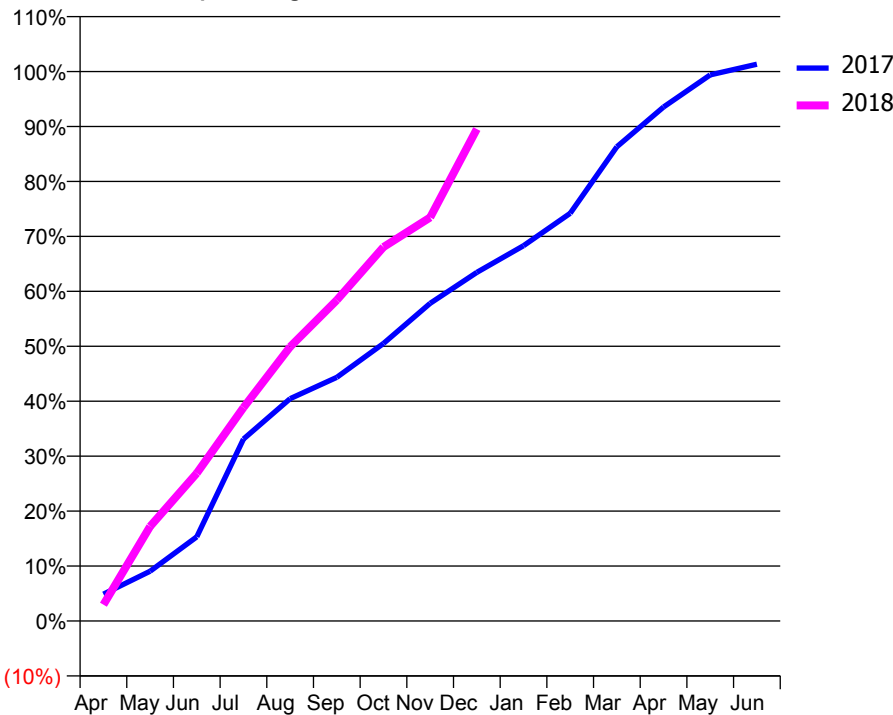
ACCESS*

Patients seen in 24 months	Total	Change since previous quarter
Quarter ending December 2016	1,217	
Quarter ending March 2017	1,208	→
Quarter ending June 2017	1,285	↑
Quarter ending September 2017	1,331	↑
Quarter ending December 2017	1,358	↑
Variance since December 2016	11.6%	↑



ACTIVITY

Cumulative percentage of contracted UDA delivered 2017 & 2018



Month	Adjusted Scheduled Activity (UDA)	
	2017	2018
April	155	95
May	288	547
June	487	855
July	1,052	1,234
August	1,286	1,586
September	1,409	1,856
October	1,605	2,163
November	1,838	2,334
December	2,016	2,845
January	2,171	
February	2,358	
March	2,743	
April	2,973	
May	3,159	
June	3,220	

QUALITY

	Quantity	Base Number	Contract	AT	Region	England
% of FP17s for the same patient ID Re-attending within 3 months - Children	2	154	1.3%	10.0%	11.6%	12.0%
% of FP17s for the same patient ID Re-attending within 3 months - Adults	88	864	10.2%	15.6%	16.7%	15.9%
% of FP17s for the same patient ID Re-attending between 3 & 9 months - Children	45	154	29.2%	47.0%	47.3%	58.0%
% of FP17s for the same patient ID Re-attending between 3 & 9 months - Adults	168	864	19.4%	37.8%	38.3%	50.5%
% of FP17s for Band 1 Urgent Courses	156	905	17.2%	10.9%	10.5%	9.0%
% of FP17s Relating to Free Repair or Replacements	7	905	0.8%	0.6%	0.6%	0.8%
% of FP17s Relating to Continuations	1	905	0.1%	0.6%	0.8%	1.1%
% of Patients satisfied with the dentistry they have received	2	3	N/A	88.1%	89.0%	91.5%
% of Patients satisfied with the time they had to wait for an appointment	1	3	N/A	83.4%	84.2%	87.9%

* This is based on patients treated on this contract for their most recent course of treatment. Figures in italics indicate the base number of FP17s or Patient Questionnaire responses are less than 100. N/A is shown where the base number of responses is less than 10 during the period. % is calculated as Quantity/Base number*100

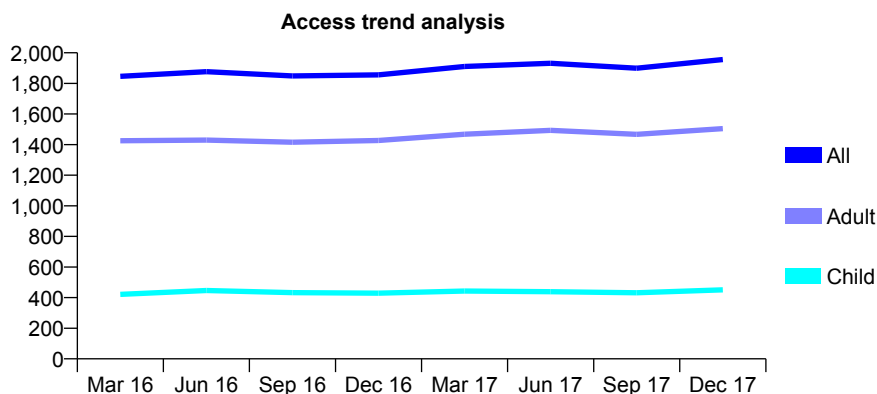
Q62 - Vital Signs At a Glance Contract Report for 263974/0001 - December 2017

Name or company name	MR A PATEL
Contract type name	GDS Contract
Purpose of contract	General
Contract start date	01/04/2006
Contract end date	

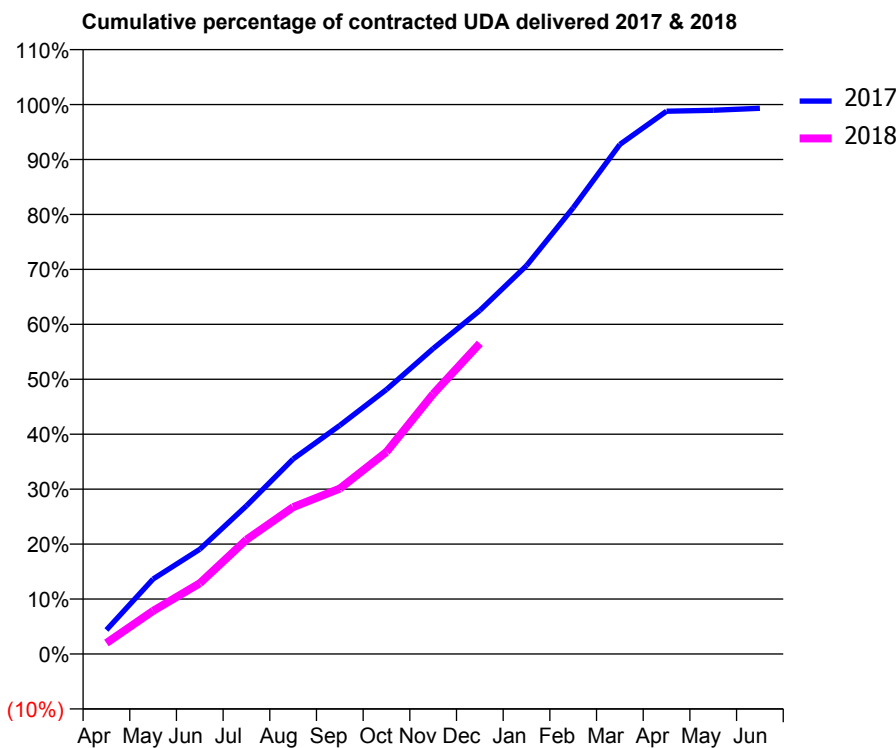
17/18 Contracted general activity (UDA)	7,011
Carry forward general activity (UDA)	48
17/18 Contracted orthodontic activity (UOA)	0
Carry forward orthodontic activity (UOA)	0
Baseline contract value	£208,161.07

ACCESS*

Patients seen in 24 months	Total	Change since previous quarter
Quarter ending December 2016	1,856	
Quarter ending March 2017	1,911	↑
Quarter ending June 2017	1,932	→
Quarter ending September 2017	1,899	↓
Quarter ending December 2017	1,956	↑
Variance since December 2016	5.4%	↑



ACTIVITY



Month	Adjusted Scheduled Activity (UDA)	
	2017	2018
April	308	141
May	956	551
June	1,336	903
July	1,891	1,459
August	2,487	1,875
September	2,918	2,110
October	3,374	2,579
November	3,898	3,318
December	4,384	3,963
January	4,956	
February	5,694	
March	6,502	
April	6,926	
May	6,938	
June	6,963	

QUALITY

	Quantity	Base Number	Contract	AT	Region	England
% of FP17s for the same patient ID Re-attending within 3 months - Children	33	364	9.1%	10.0%	11.6%	12.0%
% of FP17s for the same patient ID Re-attending within 3 months - Adults	128	1,045	12.2%	15.6%	16.7%	15.9%
% of FP17s for the same patient ID Re-attending between 3 & 9 months - Children	139	364	38.2%	47.0%	47.3%	58.0%
% of FP17s for the same patient ID Re-attending between 3 & 9 months - Adults	282	1,045	27.0%	37.8%	38.3%	50.5%
% of FP17s for Band 1 Urgent Courses	66	1,052	6.3%	10.9%	10.5%	9.0%
% of FP17s Relating to Free Repair or Replacements	8	1,052	0.8%	0.6%	0.6%	0.8%
% of FP17s Relating to Continuations	5	1,052	0.5%	0.6%	0.8%	1.1%
% of Patients satisfied with the dentistry they have received	1	1	N/A	88.1%	89.0%	91.5%
% of Patients satisfied with the time they had to wait for an appointment	1	1	N/A	83.4%	84.2%	87.9%

* This is based on patients treated on this contract for their most recent course of treatment. Figures in italics indicate the base number of FP17s or Patient Questionnaire responses are less than 100. N/A is shown where the base number of responses is less than 10 during the period. % is calculated as Quantity/Base number*100

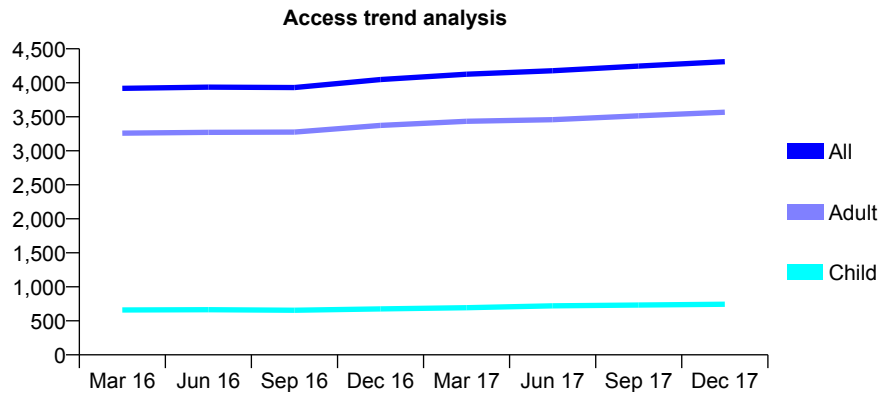
Q62 - Vital Signs At a Glance Contract Report for 271004/0001 - December 2017

Name or company name	80 Kensington Dental Clinic
Contract type name	GDS Contract
Purpose of contract	General
Contract start date	18/12/2006
Contract end date	

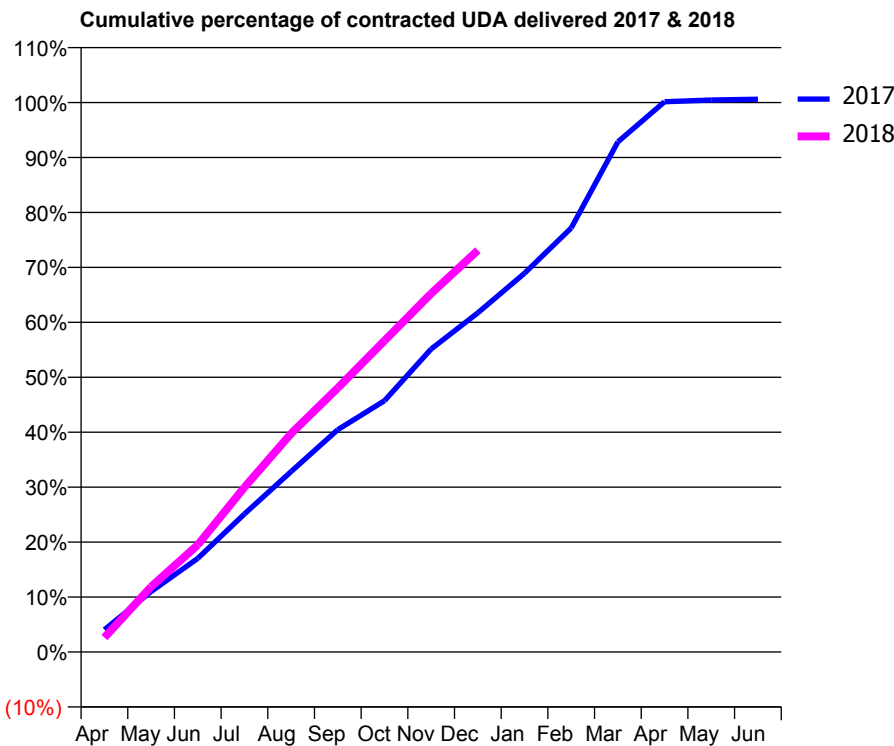
17/18 Contracted general activity (UDA)	16,794
Carry forward general activity (UDA)	-102
17/18 Contracted orthodontic activity (UOA)	0
Carry forward orthodontic activity (UOA)	0
Baseline contract value	£496,020.02

ACCESS*

Patients seen in 24 months	Total	Change since previous quarter
Quarter ending December 2016	4,049	
Quarter ending March 2017	4,127	→
Quarter ending June 2017	4,177	→
Quarter ending September 2017	4,246	→
Quarter ending December 2017	4,311	→
Variance since December 2016	6.5%	↑



ACTIVITY



Month	Adjusted Scheduled Activity (UDA)	
	2017	2018
April	682	441
May	1,848	1,994
June	2,864	3,273
July	4,221	5,035
August	5,518	6,678
September	6,796	8,072
October	7,680	9,515
November	9,261	10,958
December	10,367	12,276
January	11,576	
February	12,959	
March	15,590	
April	16,816	
May	16,872	
June	16,896	

QUALITY

	Quantity	Base Number	Contract	AT	Region	England
% of FP17s for the same patient ID Re-attending within 3 months - Children	69	668	10.3%	10.0%	11.6%	12.0%
% of FP17s for the same patient ID Re-attending within 3 months - Adults	648	2,960	21.9%	15.6%	16.7%	15.9%
% of FP17s for the same patient ID Re-attending between 3 & 9 months - Children	271	668	40.6%	47.0%	47.3%	58.0%
% of FP17s for the same patient ID Re-attending between 3 & 9 months - Adults	735	2,960	24.8%	37.8%	38.3%	50.5%
% of FP17s for Band 1 Urgent Courses	657	3,336	19.7%	10.9%	10.5%	9.0%
% of FP17s Relating to Free Repair or Replacements	14	3,336	0.4%	0.6%	0.6%	0.8%
% of FP17s Relating to Continuations	28	3,336	0.8%	0.6%	0.8%	1.1%
% of Patients satisfied with the dentistry they have received	3	4	N/A	88.1%	89.0%	91.5%
% of Patients satisfied with the time they had to wait for an appointment	4	4	N/A	83.4%	84.2%	87.9%

* This is based on patients treated on this contract for their most recent course of treatment. Figures in italics indicate the base number of FP17s or Patient Questionnaire responses are less than 100. N/A is shown where the base number of responses is less than 10 during the period. % is calculated as Quantity/Base number*100

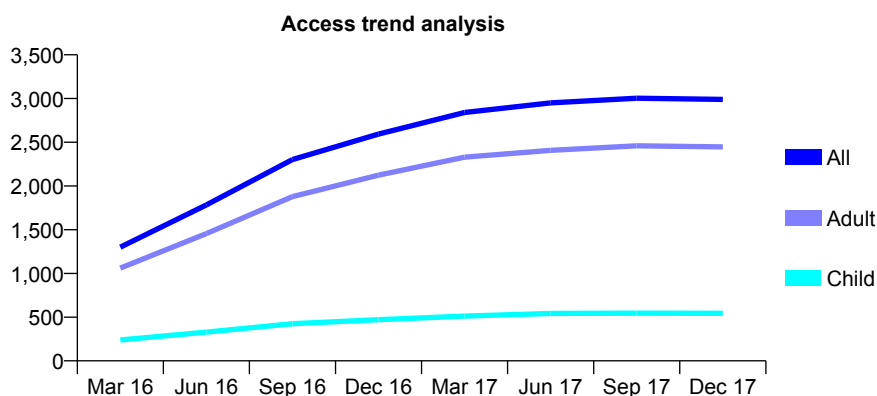
Q62 - Vital Signs At a Glance Contract Report for 271993/0001 - December 2017

Name or company name	MISS F GRAINGER
Contract type name	GDS Contract
Purpose of contract	General
Contract start date	22/06/2015
Contract end date	

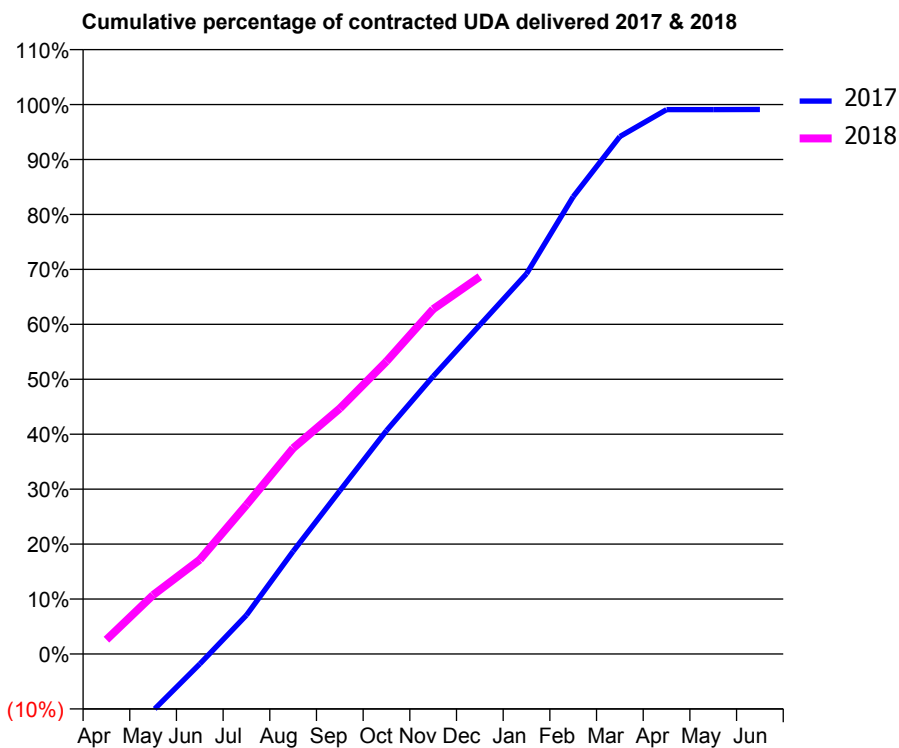
17/18 Contracted general activity (UDA)	8,581
Carry forward general activity (UDA)	78
17/18 Contracted orthodontic activity (UOA)	0
Carry forward orthodontic activity (UOA)	0
Baseline contract value	£224,274.70

ACCESS*

Patients seen in 24 months	Total	Change since previous quarter
Quarter ending December 2016	2,594	
Quarter ending March 2017	2,840	↑
Quarter ending June 2017	2,950	↑
Quarter ending September 2017	3,004	→
Quarter ending December 2017	2,990	→
Variance since December 2016	15.3%	↑



ACTIVITY



Month	Adjusted Scheduled Activity (UDA)	
	2017	2018
April	-1,631	223
May	-883	921
June	-157	1,474
July	608	2,329
August	1,604	3,213
September	2,549	3,834
October	3,490	4,569
November	4,336	5,387
December	5,139	5,891
January	5,938	
February	7,142	
March	8,080	
April	8,501	
May	8,502	
June	8,503	

QUALITY

	Quantity	Base Number	Contract	AT	Region	England
% of FP17s for the same patient ID Re-attending within 3 months - Children	52	504	10.3%	10.0%	11.6%	12.0%
% of FP17s for the same patient ID Re-attending within 3 months - Adults	334	1,987	16.8%	15.6%	16.7%	15.9%
% of FP17s for the same patient ID Re-attending between 3 & 9 months - Children	241	504	47.8%	47.0%	47.3%	58.0%
% of FP17s for the same patient ID Re-attending between 3 & 9 months - Adults	710	1,987	35.7%	37.8%	38.3%	50.5%
% of FP17s for Band 1 Urgent Courses	267	2,357	11.3%	10.9%	10.5%	9.0%
% of FP17s Relating to Free Repair or Replacements	44	2,357	1.9%	0.6%	0.6%	0.8%
% of FP17s Relating to Continuations	59	2,357	2.5%	0.6%	0.8%	1.1%
% of Patients satisfied with the dentistry they have received	5	5	N/A	88.1%	89.0%	91.5%
% of Patients satisfied with the time they had to wait for an appointment	5	5	N/A	83.4%	84.2%	87.9%

* This is based on patients treated on this contract for their most recent course of treatment. Figures in italics indicate the base number of FP17s or Patient Questionnaire responses are less than 100. N/A is shown where the base number of responses is less than 10 during the period. % is calculated as Quantity/Base number*100

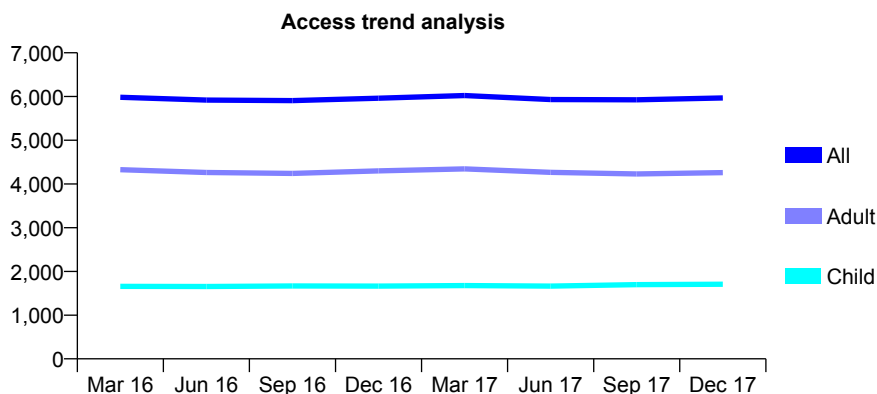
Q62 - Vital Signs At a Glance Contract Report for 273082/0001 - December 2017

Name or company name	MISS DL HUART
Contract type name	GDS Contract
Purpose of contract	General
Contract start date	13/12/2007
Contract end date	

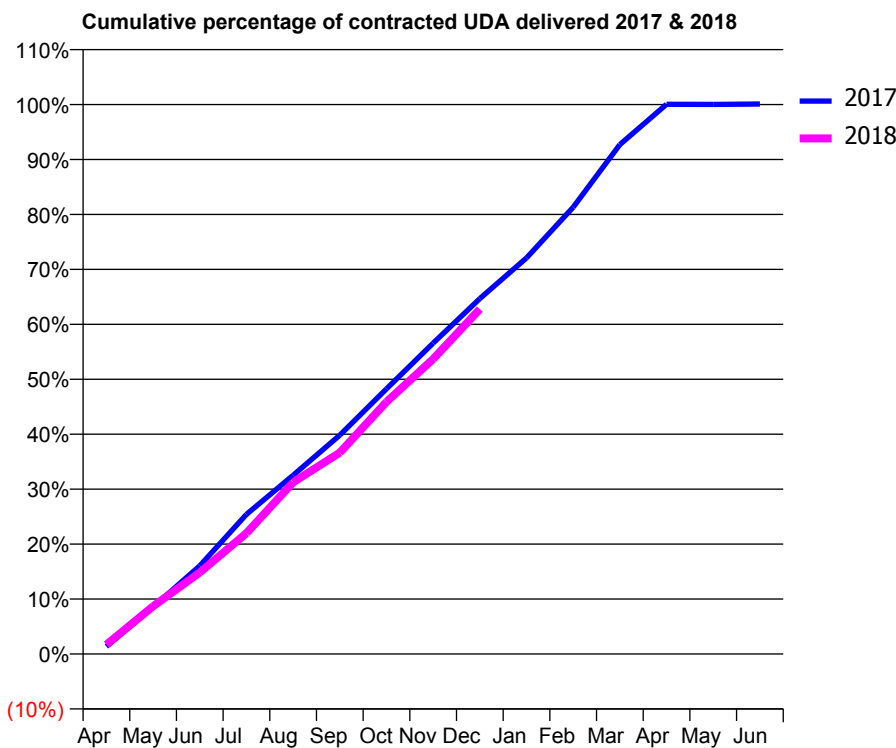
17/18 Contracted general activity (UDA)	19,180
Carry forward general activity (UDA)	-18
17/18 Contracted orthodontic activity (UOA)	0
Carry forward orthodontic activity (UOA)	0
Baseline contract value	£480,077.22

ACCESS*

Patients seen in 24 months	Total	Change since previous quarter
Quarter ending December 2016	5,962	
Quarter ending March 2017	6,021	→
Quarter ending June 2017	5,931	↓
Quarter ending September 2017	5,926	→
Quarter ending December 2017	5,969	→
Variance since December 2016	0.1%	→



ACTIVITY



Month	Adjusted Scheduled Activity (UDA)	
	2017	2018
April	264	330
May	1,643	1,668
June	3,080	2,844
July	4,877	4,218
August	6,238	5,994
September	7,641	7,030
October	9,256	8,800
November	10,852	10,298
December	12,405	12,039
January	13,827	
February	15,596	
March	17,783	
April	19,188	
May	19,182	
June	19,198	

QUALITY

	Quantity	Base Number	Contract	AT	Region	England
% of FP17s for the same patient ID Re-attending within 3 months - Children	108	1,655	6.5%	10.0%	11.6%	12.0%
% of FP17s for the same patient ID Re-attending within 3 months - Adults	501	3,697	13.6%	15.6%	16.7%	15.9%
% of FP17s for the same patient ID Re-attending between 3 & 9 months - Children	817	1,655	49.4%	47.0%	47.3%	58.0%
% of FP17s for the same patient ID Re-attending between 3 & 9 months - Adults	1,720	3,697	46.5%	37.8%	38.3%	50.5%
% of FP17s for Band 1 Urgent Courses	247	4,939	5.0%	10.9%	10.5%	9.0%
% of FP17s Relating to Free Repair or Replacements	37	4,939	0.7%	0.6%	0.6%	0.8%
% of FP17s Relating to Continuations	27	4,939	0.5%	0.6%	0.8%	1.1%
% of Patients satisfied with the dentistry they have received	3	3	N/A	88.1%	89.0%	91.5%
% of Patients satisfied with the time they had to wait for an appointment	3	3	N/A	83.4%	84.2%	87.9%

* This is based on patients treated on this contract for their most recent course of treatment. Figures in italics indicate the base number of FP17s or Patient Questionnaire responses are less than 100. N/A is shown where the base number of responses is less than 10 during the period. % is calculated as Quantity/Base number*100

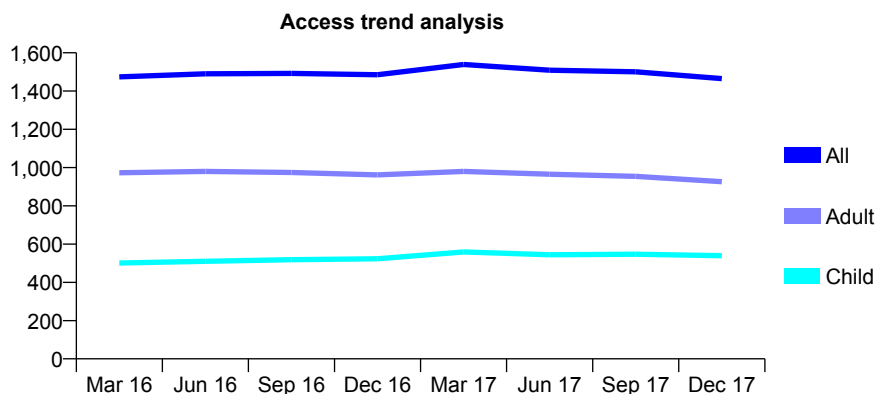
Q62 - Vital Signs At a Glance Contract Report for 273899/0001 - December 2017

Name or company name	MR A BECK
Contract type name	GDS Contract
Purpose of contract	General
Contract start date	01/04/2006
Contract end date	

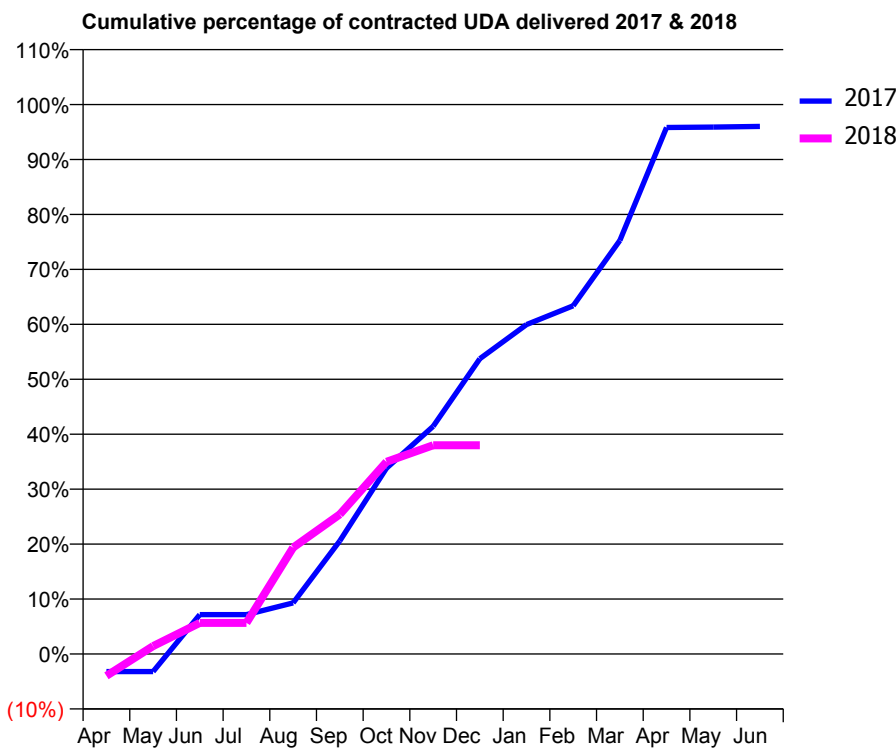
17/18 Contracted general activity (UDA)	4,437
Carry forward general activity (UDA)	177
17/18 Contracted orthodontic activity (UOA)	0
Carry forward orthodontic activity (UOA)	0
Baseline contract value	£128,875.21

ACCESS*

Patients seen in 24 months	Total	Change since previous quarter
Quarter ending December 2016	1,485	
Quarter ending March 2017	1,539	↑
Quarter ending June 2017	1,509	↓
Quarter ending September 2017	1,501	→
Quarter ending December 2017	1,465	↓
Variance since December 2016	(1.3%)	↓



ACTIVITY



Month	Adjusted Scheduled Activity (UDA)	
	2017	2018
April	-143	-177
May	-143	64
June	318	251
July	318	251
August	412	860
September	913	1,128
October	1,501	1,552
November	1,839	1,685
December	2,384	1,685
January	2,660	
February	2,812	
March	3,339	
April	4,251	
May	4,255	
June	4,260	

QUALITY

	Quantity	Base Number	Contract	AT	Region	England
% of FP17s for the same patient ID Re-attending within 3 months - Children	11	434	2.5%	10.0%	11.6%	12.0%
% of FP17s for the same patient ID Re-attending within 3 months - Adults	70	726	9.6%	15.6%	16.7%	15.9%
% of FP17s for the same patient ID Re-attending between 3 & 9 months - Children	245	434	56.5%	47.0%	47.3%	58.0%
% of FP17s for the same patient ID Re-attending between 3 & 9 months - Adults	344	726	47.4%	37.8%	38.3%	50.5%
% of FP17s for Band 1 Urgent Courses	68	913	7.4%	10.9%	10.5%	9.0%
% of FP17s Relating to Free Repair or Replacements	0	913	0.0%	0.6%	0.6%	0.8%
% of FP17s Relating to Continuations	2	913	0.2%	0.6%	0.8%	1.1%
% of Patients satisfied with the dentistry they have received	6	6	N/A	88.1%	89.0%	91.5%
% of Patients satisfied with the time they had to wait for an appointment	4	6	N/A	83.4%	84.2%	87.9%

* This is based on patients treated on this contract for their most recent course of treatment. Figures in italics indicate the base number of FP17s or Patient Questionnaire responses are less than 100. N/A is shown where the base number of responses is less than 10 during the period. % is calculated as Quantity/Base number*100

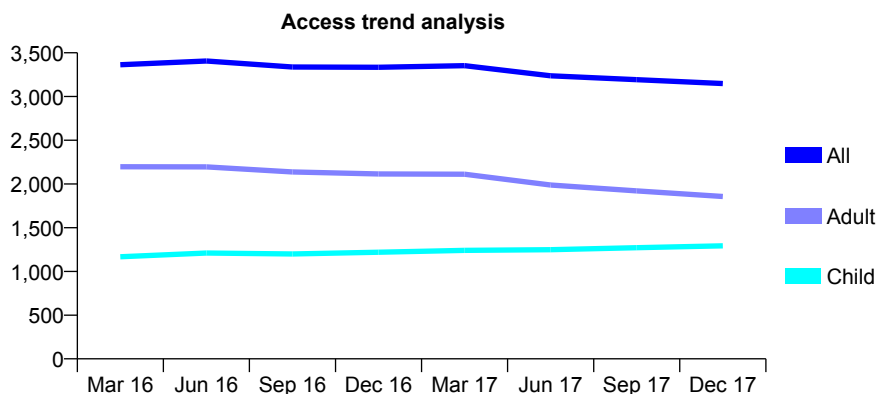
Q62 - Vital Signs At a Glance Contract Report for 277126/0001 - December 2017

Name or company name	Mr Tilak Patel
Contract type name	GDS Contract
Purpose of contract	General
Contract start date	10/04/2007
Contract end date	

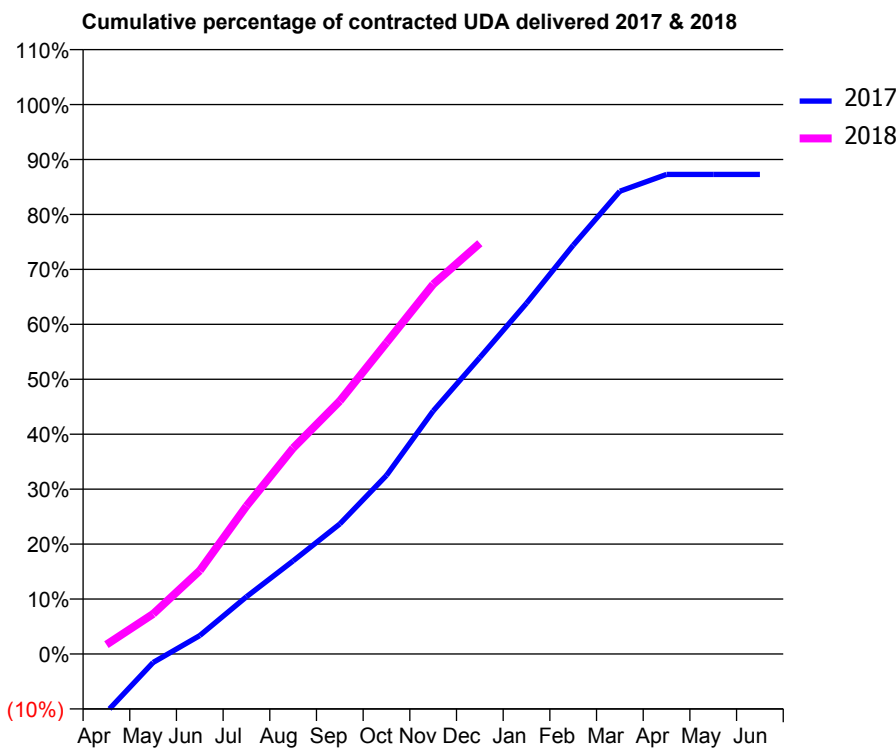
17/18 Contracted general activity (UDA)	7,925
Carry forward general activity (UDA)	0
17/18 Contracted orthodontic activity (UOA)	0
Carry forward orthodontic activity (UOA)	0
Baseline contract value	£203,531.87

ACCESS*

Patients seen in 24 months	Total	Change since previous quarter
Quarter ending December 2016	3,334	
Quarter ending March 2017	3,353	→
Quarter ending June 2017	3,237	↓
Quarter ending September 2017	3,192	↓
Quarter ending December 2017	3,149	↓
Variance since December 2016	(5.5%)	↓



ACTIVITY



Month	Adjusted Scheduled Activity (UDA)	
	2017	2018
April	-1,050	135
May	-155	579
June	332	1,203
July	1,030	2,134
August	1,674	2,969
September	2,338	3,649
October	3,211	4,489
November	4,369	5,332
December	5,330	5,925
January	6,304	
February	7,347	
March	8,318	
April	8,621	
May	8,621	
June	8,621	

QUALITY

	Quantity	Base Number	Contract	AT	Region	England
% of FP17s for the same patient ID Re-attending within 3 months - Children	81	1,069	7.6%	10.0%	11.6%	12.0%
% of FP17s for the same patient ID Re-attending within 3 months - Adults	187	1,134	16.5%	15.6%	16.7%	15.9%
% of FP17s for the same patient ID Re-attending between 3 & 9 months - Children	404	1,069	37.8%	47.0%	47.3%	58.0%
% of FP17s for the same patient ID Re-attending between 3 & 9 months - Adults	298	1,134	26.3%	37.8%	38.3%	50.5%
% of FP17s for Band 1 Urgent Courses	271	2,104	12.9%	10.9%	10.5%	9.0%
% of FP17s Relating to Free Repair or Replacements	4	2,104	0.2%	0.6%	0.6%	0.8%
% of FP17s Relating to Continuations	1	2,104	0.0%	0.6%	0.8%	1.1%
% of Patients satisfied with the dentistry they have received	2	3	N/A	88.1%	89.0%	91.5%
% of Patients satisfied with the time they had to wait for an appointment	2	3	N/A	83.4%	84.2%	87.9%

* This is based on patients treated on this contract for their most recent course of treatment. Figures in italics indicate the base number of FP17s or Patient Questionnaire responses are less than 100. N/A is shown where the base number of responses is less than 10 during the period. % is calculated as Quantity/Base number*100

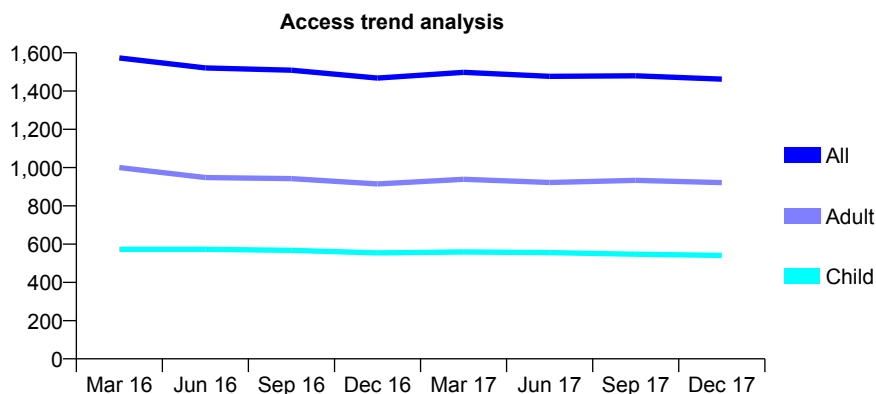
Q62 - Vital Signs At a Glance Contract Report for 279978/0001 - December 2017

Name or company name	MR AG PAUL
Contract type name	GDS Contract
Purpose of contract	General
Contract start date	01/02/2010
Contract end date	

17/18 Contracted general activity (UDA)	4,325
Carry forward general activity (UDA)	24
17/18 Contracted orthodontic activity (UOA)	0
Carry forward orthodontic activity (UOA)	0
Baseline contract value	£141,165.28

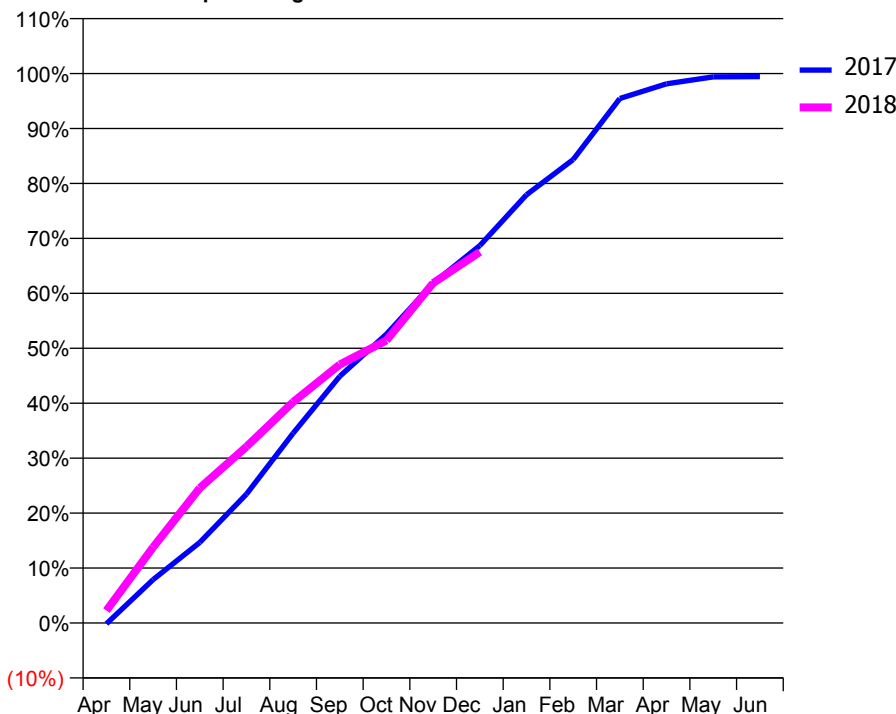
ACCESS*

Patients seen in 24 months	Total	Change since previous quarter
Quarter ending December 2016	1,468	
Quarter ending March 2017	1,498	↑
Quarter ending June 2017	1,477	↓
Quarter ending September 2017	1,480	→
Quarter ending December 2017	1,462	↓
Variance since December 2016	(0.4%)	→



ACTIVITY

Cumulative percentage of contracted UDA delivered 2017 & 2018



Month	Adjusted Scheduled Activity (UDA)	
	2017	2018
April	-7	99
May	342	597
June	635	1,062
July	1,014	1,388
August	1,494	1,739
September	1,942	2,035
October	2,274	2,224
November	2,675	2,676
December	2,971	2,920
January	3,371	
February	3,648	
March	4,128	
April	4,244	
May	4,299	
June	4,301	

QUALITY

	Quantity	Base Number	Contract	AT	Region	England
% of FP17s for the same patient ID Re-attending within 3 months - Children	52	686	7.6%	10.0%	11.6%	12.0%
% of FP17s for the same patient ID Re-attending within 3 months - Adults	53	782	6.8%	15.6%	16.7%	15.9%
% of FP17s for the same patient ID Re-attending between 3 & 9 months - Children	496	686	72.3%	47.0%	47.3%	58.0%
% of FP17s for the same patient ID Re-attending between 3 & 9 months - Adults	427	782	54.6%	37.8%	38.3%	50.5%
% of FP17s for Band 1 Urgent Courses	86	1,370	6.3%	10.9%	10.5%	9.0%
% of FP17s Relating to Free Repair or Replacements	3	1,370	0.2%	0.6%	0.6%	0.8%
% of FP17s Relating to Continuations	2	1,370	0.1%	0.6%	0.8%	1.1%
% of Patients satisfied with the dentistry they have received	2	2	N/A	88.1%	89.0%	91.5%
% of Patients satisfied with the time they had to wait for an appointment	1	2	N/A	83.4%	84.2%	87.9%

* This is based on patients treated on this contract for their most recent course of treatment. Figures in italics indicate the base number of FP17s or Patient Questionnaire responses are less than 100. N/A is shown where the base number of responses is less than 10 during the period. % is calculated as Quantity/Base number*100

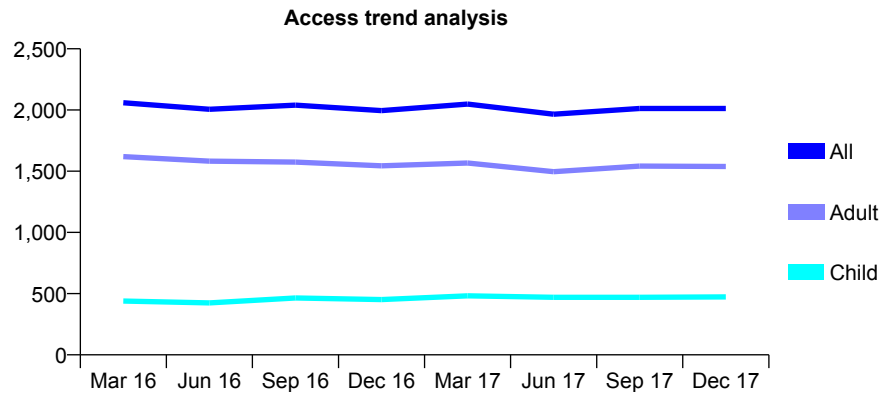
Q62 - Vital Signs At a Glance Contract Report for 283460/0001 - December 2017

Name or company name	MR S KAMYAB
Contract type name	GDS Contract
Purpose of contract	General
Contract start date	26/11/2007
Contract end date	

17/18 Contracted general activity (UDA)	8,675
Carry forward general activity (UDA)	0
17/18 Contracted orthodontic activity (UOA)	0
Carry forward orthodontic activity (UOA)	0
Baseline contract value	£226,671.99

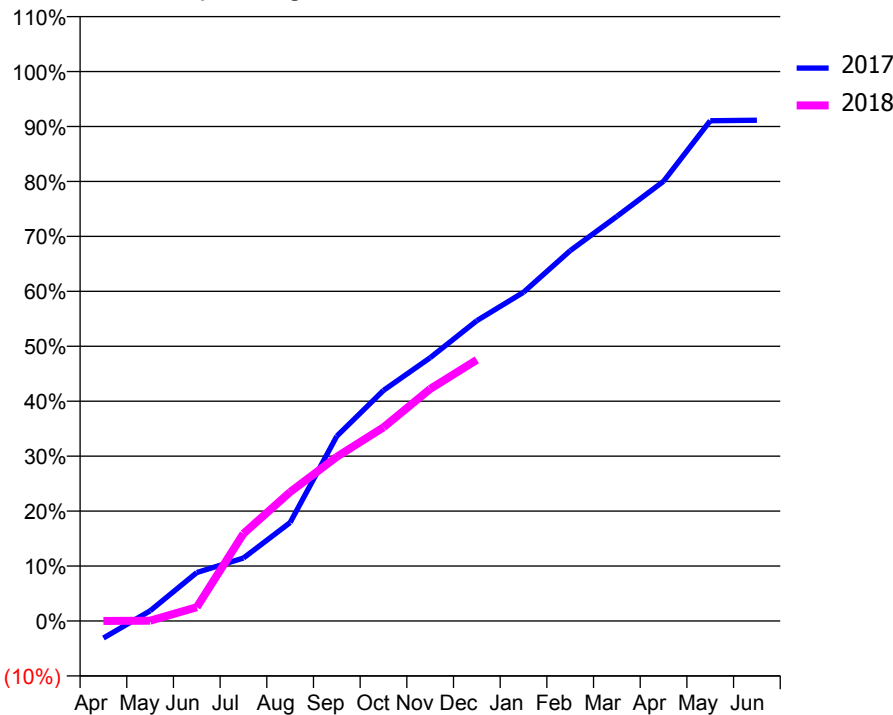
ACCESS*

Patients seen in 24 months	Total	Change since previous quarter
Quarter ending December 2016	1,995	
Quarter ending March 2017	2,049	↑
Quarter ending June 2017	1,966	↓
Quarter ending September 2017	2,012	↑
Quarter ending December 2017	2,012	→
Variance since December 2016	0.9%	→



ACTIVITY

Cumulative percentage of contracted UDA delivered 2017 & 2018



Month	Adjusted Scheduled Activity (UDA)	
	2017	2018
April	-271	0
May	161	6
June	766	217
July	995	1,380
August	1,554	2,036
September	2,918	2,592
October	3,641	3,057
November	4,156	3,663
December	4,741	4,123
January	5,190	
February	5,847	
March	6,389	
April	6,942	
May	7,897	
June	7,906	

QUALITY

	Quantity	Base Number	Contract	AT	Region	England
% of FP17s for the same patient ID Re-attending within 3 months - Children	12	369	3.3%	10.0%	11.6%	12.0%
% of FP17s for the same patient ID Re-attending within 3 months - Adults	74	1,202	6.2%	15.6%	16.7%	15.9%
% of FP17s for the same patient ID Re-attending between 3 & 9 months - Children	68	369	18.4%	47.0%	47.3%	58.0%
% of FP17s for the same patient ID Re-attending between 3 & 9 months - Adults	164	1,202	13.6%	37.8%	38.3%	50.5%
% of FP17s for Band 1 Urgent Courses	186	1,186	15.7%	10.9%	10.5%	9.0%
% of FP17s Relating to Free Repair or Replacements	5	1,186	0.4%	0.6%	0.6%	0.8%
% of FP17s Relating to Continuations	9	1,186	0.8%	0.6%	0.8%	1.1%
% of Patients satisfied with the dentistry they have received	3	3	N/A	88.1%	89.0%	91.5%
% of Patients satisfied with the time they had to wait for an appointment	3	3	N/A	83.4%	84.2%	87.9%

* This is based on patients treated on this contract for their most recent course of treatment. Figures in italics indicate the base number of FP17s or Patient Questionnaire responses are less than 100. N/A is shown where the base number of responses is less than 10 during the period. % is calculated as Quantity/Base number*100

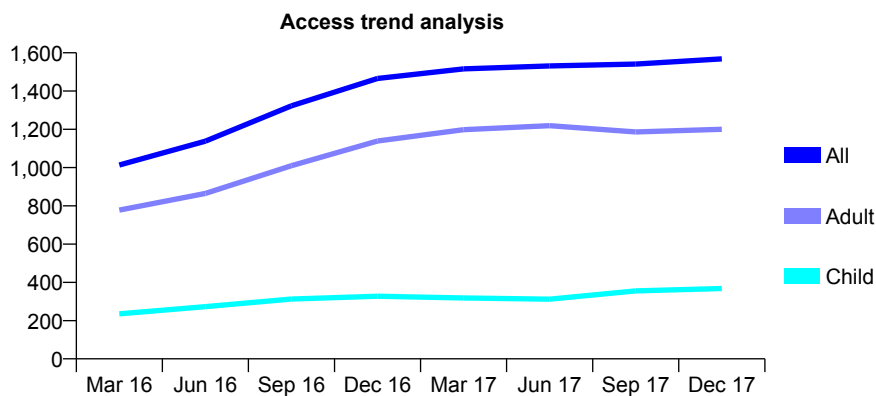
Q62 - Vital Signs At a Glance Contract Report for 283460/0008 - December 2017

Name or company name	MR S KAMYAB
Contract type name	GDS Contract
Purpose of contract	General
Contract start date	01/04/2015
Contract end date	

17/18 Contracted general activity (UDA)	6,200
Carry forward general activity (UDA)	242
17/18 Contracted orthodontic activity (UOA)	0
Carry forward orthodontic activity (UOA)	0
Baseline contract value	£156,535.06

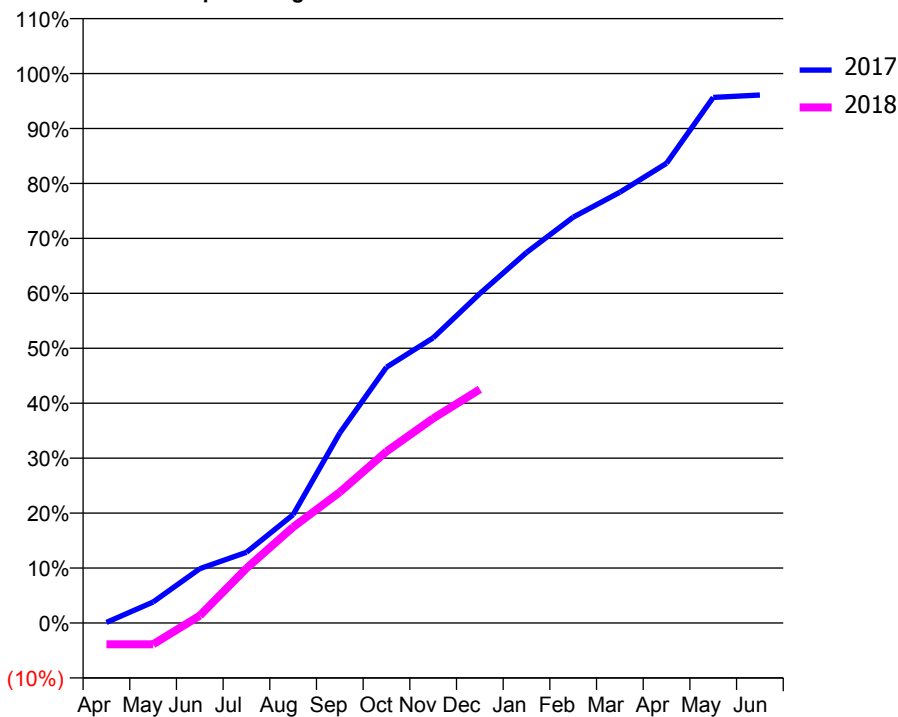
ACCESS*

Patients seen in 24 months	Total	Change since previous quarter
Quarter ending December 2016	1,466	
Quarter ending March 2017	1,516	↑
Quarter ending June 2017	1,531	→
Quarter ending September 2017	1,541	→
Quarter ending December 2017	1,568	→
Variance since December 2016	7.0%	↑



ACTIVITY

Cumulative percentage of contracted UDA delivered 2017 & 2018



Month	Adjusted Scheduled Activity (UDA)	
	2017	2018
April	7	-242
May	236	-241
June	613	84
July	798	617
August	1,223	1,082
September	2,145	1,477
October	2,887	1,936
November	3,217	2,309
December	3,717	2,636
January	4,180	
February	4,580	
March	4,861	
April	5,187	
May	5,931	
June	5,958	

QUALITY

	Quantity	Base Number	Contract	AT	Region	England
% of FP17s for the same patient ID Re-attending within 3 months - Children	11	343	3.2%	10.0%	11.6%	12.0%
% of FP17s for the same patient ID Re-attending within 3 months - Adults	47	946	5.0%	15.6%	16.7%	15.9%
% of FP17s for the same patient ID Re-attending between 3 & 9 months - Children	39	343	11.4%	47.0%	47.3%	58.0%
% of FP17s for the same patient ID Re-attending between 3 & 9 months - Adults	76	946	8.0%	37.8%	38.3%	50.5%
% of FP17s for Band 1 Urgent Courses	179	1,004	17.8%	10.9%	10.5%	9.0%
% of FP17s Relating to Free Repair or Replacements	3	1,004	0.3%	0.6%	0.6%	0.8%
% of FP17s Relating to Continuations	9	1,004	0.9%	0.6%	0.8%	1.1%
% of Patients satisfied with the dentistry they have received	2	2	N/A	88.1%	89.0%	91.5%
% of Patients satisfied with the time they had to wait for an appointment	2	2	N/A	83.4%	84.2%	87.9%

* This is based on patients treated on this contract for their most recent course of treatment. Figures in italics indicate the base number of FP17s or Patient Questionnaire responses are less than 100. N/A is shown where the base number of responses is less than 10 during the period. % is calculated as Quantity/Base number*100

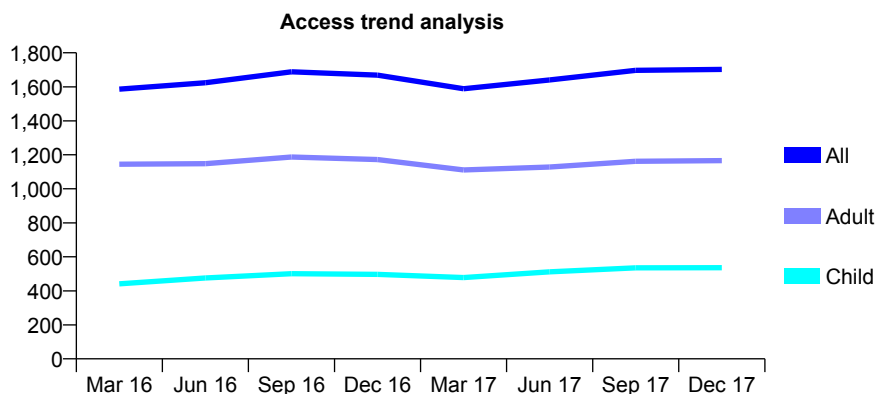
Q62 - Vital Signs At a Glance Contract Report for 295655/0001 - December 2017

Name or company name	MRS P BABATAHERI
Contract type name	GDS Contract
Purpose of contract	General
Contract start date	01/09/2013
Contract end date	

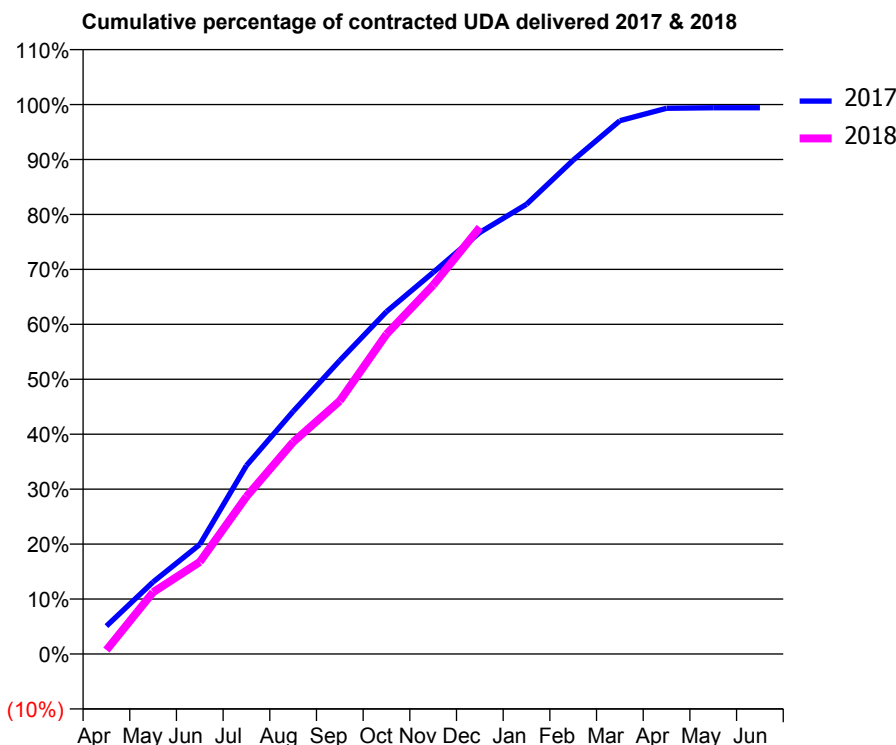
17/18 Contracted general activity (UDA)	4,112
Carry forward general activity (UDA)	24
17/18 Contracted orthodontic activity (UOA)	0
Carry forward orthodontic activity (UOA)	0
Baseline contract value	£107,487.22

ACCESS*

Patients seen in 24 months	Total	Change since previous quarter
Quarter ending December 2016	1,669	
Quarter ending March 2017	1,589	↓
Quarter ending June 2017	1,640	↑
Quarter ending September 2017	1,697	↑
Quarter ending December 2017	1,702	→
Variance since December 2016	2.0%	→



ACTIVITY



Month	Adjusted Scheduled Activity (UDA)	
	2017	2018
April	209	30
May	540	463
June	820	689
July	1,410	1,178
August	1,815	1,586
September	2,196	1,895
October	2,562	2,393
November	2,856	2,760
December	3,155	3,192
January	3,365	
February	3,696	
March	3,991	
April	4,084	
May	4,088	
June	4,088	

QUALITY

	Quantity	Base Number	Contract	AT	Region	England
% of FP17s for the same patient ID Re-attending within 3 months - Children	31	522	5.9%	10.0%	11.6%	12.0%
% of FP17s for the same patient ID Re-attending within 3 months - Adults	76	961	7.9%	15.6%	16.7%	15.9%
% of FP17s for the same patient ID Re-attending between 3 & 9 months - Children	236	522	45.2%	47.0%	47.3%	58.0%
% of FP17s for the same patient ID Re-attending between 3 & 9 months - Adults	306	961	31.8%	37.8%	38.3%	50.5%
% of FP17s for Band 1 Urgent Courses	96	1,428	6.7%	10.9%	10.5%	9.0%
% of FP17s Relating to Free Repair or Replacements	6	1,428	0.4%	0.6%	0.6%	0.8%
% of FP17s Relating to Continuations	18	1,428	1.3%	0.6%	0.8%	1.1%
% of Patients satisfied with the dentistry they have received	1	1	N/A	88.1%	89.0%	91.5%
% of Patients satisfied with the time they had to wait for an appointment	1	1	N/A	83.4%	84.2%	87.9%

* This is based on patients treated on this contract for their most recent course of treatment. Figures in italics indicate the base number of FP17s or Patient Questionnaire responses are less than 100. N/A is shown where the base number of responses is less than 10 during the period. % is calculated as Quantity/Base number*100

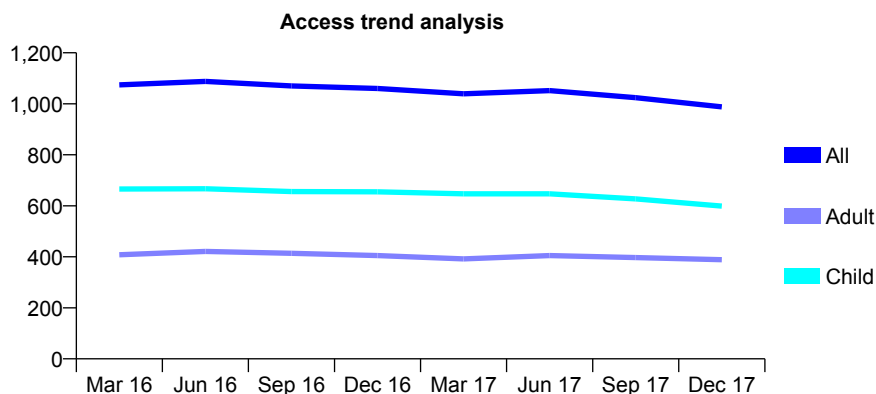
Q62 - Vital Signs At a Glance Contract Report for 300217/0002 - December 2017

Name or company name	MR SS LAWSON
Contract type name	GDS Contract
Purpose of contract	General
Contract start date	05/06/2011
Contract end date	

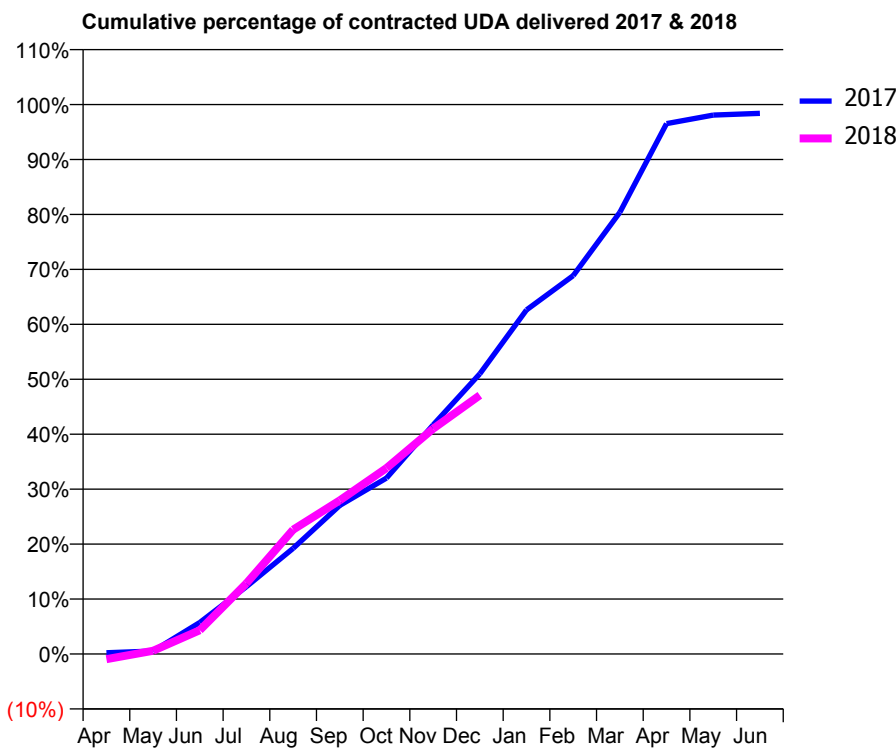
17/18 Contracted general activity (UDA)	2,192
Carry forward general activity (UDA)	35
17/18 Contracted orthodontic activity (UOA)	0
Carry forward orthodontic activity (UOA)	0
Baseline contract value	£55,961.96

ACCESS*

Patients seen in 24 months	Total	Change since previous quarter
Quarter ending December 2016	1,060	
Quarter ending March 2017	1,039	↓
Quarter ending June 2017	1,052	→
Quarter ending September 2017	1,024	↓
Quarter ending December 2017	988	↓
Variance since December 2016	(6.8%)	↓



ACTIVITY



Month	Adjusted Scheduled Activity (UDA)	
	2017	2018
April	5	-21
May	12	13
June	126	95
July	269	282
August	421	496
September	593	613
October	702	742
November	914	899
December	1,118	1,032
January	1,373	
February	1,509	
March	1,762	
April	2,116	
May	2,150	
June	2,157	

QUALITY

	Quantity	Base Number	Contract	AT	Region	England
% of FP17s for the same patient ID Re-attending within 3 months - Children	26	578	4.5%	10.0%	11.6%	12.0%
% of FP17s for the same patient ID Re-attending within 3 months - Adults	36	267	13.5%	15.6%	16.7%	15.9%
% of FP17s for the same patient ID Re-attending between 3 & 9 months - Children	377	578	65.2%	47.0%	47.3%	58.0%
% of FP17s for the same patient ID Re-attending between 3 & 9 months - Adults	112	267	41.9%	37.8%	38.3%	50.5%
% of FP17s for Band 1 Urgent Courses	68	654	10.4%	10.9%	10.5%	9.0%
% of FP17s Relating to Free Repair or Replacements	0	654	0.0%	0.6%	0.6%	0.8%
% of FP17s Relating to Continuations	0	654	0.0%	0.6%	0.8%	1.1%
% of Patients satisfied with the dentistry they have received	0	0	N/A	88.1%	89.0%	91.5%
% of Patients satisfied with the time they had to wait for an appointment	0	0	N/A	83.4%	84.2%	87.9%

* This is based on patients treated on this contract for their most recent course of treatment. Figures in italics indicate the base number of FP17s or Patient Questionnaire responses are less than 100. N/A is shown where the base number of responses is less than 10 during the period. % is calculated as Quantity/Base number*100

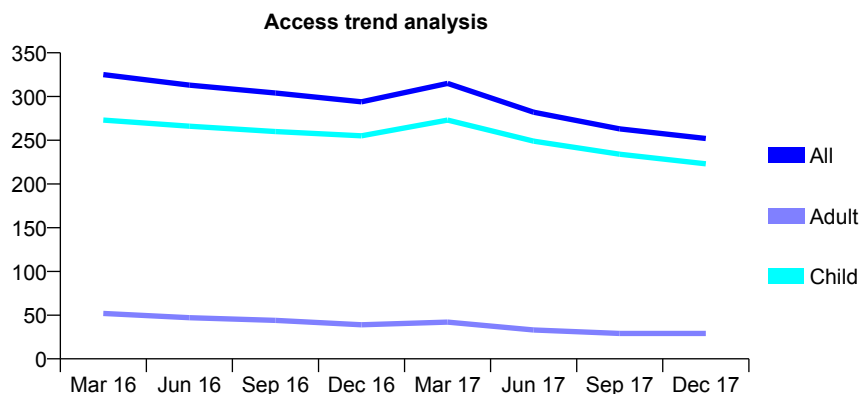
Q62 - Vital Signs At a Glance Contract Report for 306339/0001 - December 2017

Name or company name	MR P VOHRA
Contract type name	GDS Contract
Purpose of contract	General
Contract start date	01/04/2006
Contract end date	

17/18 Contracted general activity (UDA)	369
Carry forward general activity (UDA)	-7
17/18 Contracted orthodontic activity (UOA)	0
Carry forward orthodontic activity (UOA)	0
Baseline contract value	£8,485.04

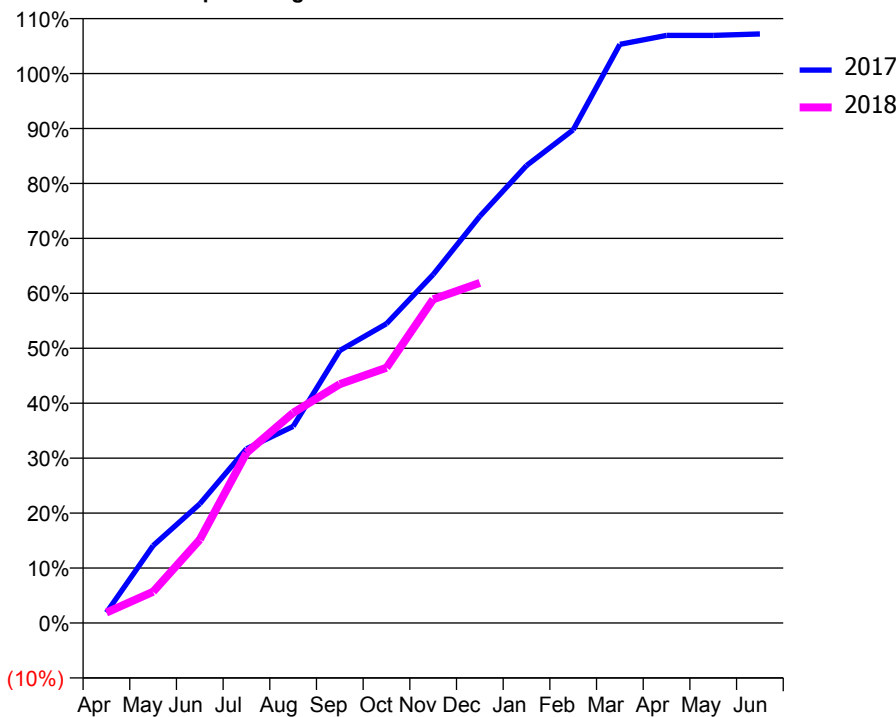
ACCESS*

Patients seen in 24 months	Total	Change since previous quarter
Quarter ending December 2016	294	
Quarter ending March 2017	315	↑
Quarter ending June 2017	282	↓
Quarter ending September 2017	263	↓
Quarter ending December 2017	252	↓
Variance since December 2016	(14.3%)	↓



ACTIVITY

Cumulative percentage of contracted UDA delivered 2017 & 2018



Month	Adjusted Scheduled Activity (UDA)	
	2017	2018
April	7	7
May	52	21
June	80	56
July	117	114
August	132	141
September	183	160
October	201	171
November	234	217
December	273	228
January	307	
February	331	
March	389	
April	395	
May	395	
June	396	

QUALITY

	Quantity	Base Number	Contract	AT	Region	England
% of FP17s for the same patient ID Re-attending within 3 months - Children	5	136	3.7%	10.0%	11.6%	12.0%
% of FP17s for the same patient ID Re-attending within 3 months - Adults	0	5	0.0%	15.6%	16.7%	15.9%
% of FP17s for the same patient ID Re-attending between 3 & 9 months - Children	28	136	20.6%	47.0%	47.3%	58.0%
% of FP17s for the same patient ID Re-attending between 3 & 9 months - Adults	0	5	0.0%	37.8%	38.3%	50.5%
% of FP17s for Band 1 Urgent Courses	2	134	1.5%	10.9%	10.5%	9.0%
% of FP17s Relating to Free Repair or Replacements	0	134	0.0%	0.6%	0.6%	0.8%
% of FP17s Relating to Continuations	0	134	0.0%	0.6%	0.8%	1.1%
% of Patients satisfied with the dentistry they have received	0	0	N/A	88.1%	89.0%	91.5%
% of Patients satisfied with the time they had to wait for an appointment	0	0	N/A	83.4%	84.2%	87.9%

* This is based on patients treated on this contract for their most recent course of treatment. Figures in italics indicate the base number of FP17s or Patient Questionnaire responses are less than 100. N/A is shown where the base number of responses is less than 10 during the period. % is calculated as Quantity/Base number*100

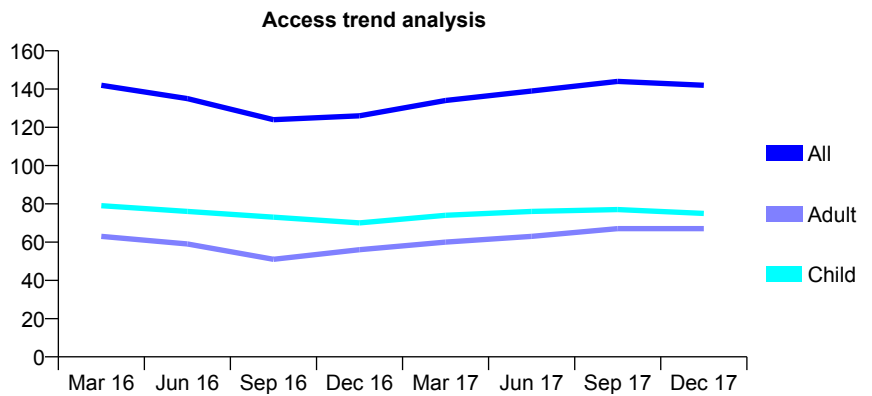
Q62 - Vital Signs At a Glance Contract Report for 318787/0001 - December 2017

Name or company name	MR PJ LASKOWSKI
Contract type name	GDS Contract
Purpose of contract	General
Contract start date	01/04/2006
Contract end date	

17/18 Contracted general activity (UDA)	697
Carry forward general activity (UDA)	0
17/18 Contracted orthodontic activity (UOA)	0
Carry forward orthodontic activity (UOA)	0
Baseline contract value	£20,069.56

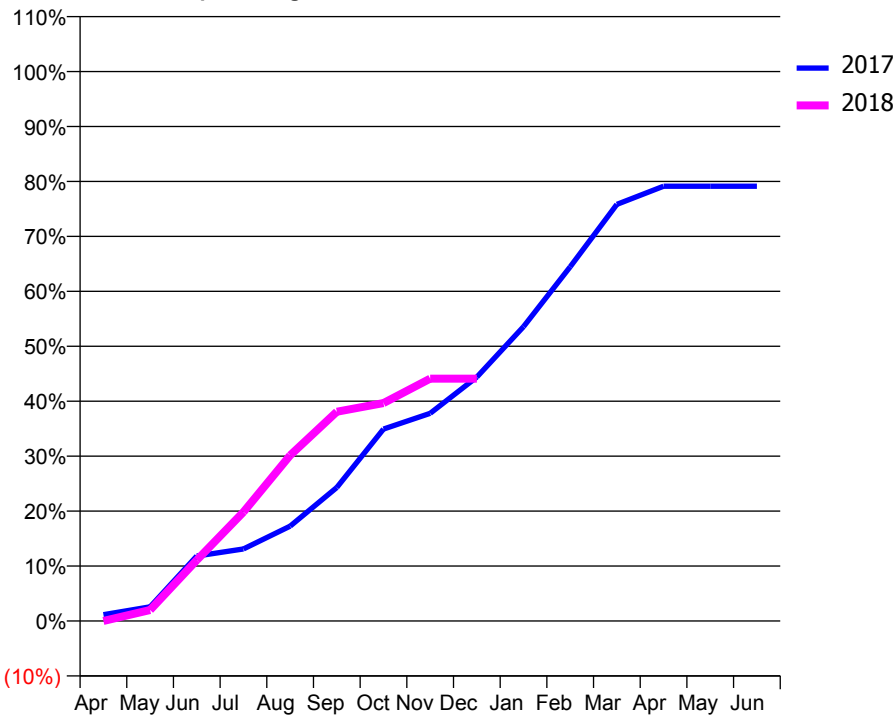
ACCESS*

Patients seen in 24 months	Total	Change since previous quarter
Quarter ending December 2016	126	
Quarter ending March 2017	134	↑
Quarter ending June 2017	139	↑
Quarter ending September 2017	144	↑
Quarter ending December 2017	142	↓
Variance since December 2016	12.7%	↑



ACTIVITY

Cumulative percentage of contracted UDA delivered 2017 & 2018



Month	Adjusted Scheduled Activity (UDA)	
	2017	2018
April	8	0
May	18	14
June	82	77
July	91	138
August	120	210
September	169	265
October	243	276
November	263	307
December	309	307
January	373	
February	449	
March	528	
April	551	
May	551	
June	551	

QUALITY

	Quantity	Base Number	Contract	AT	Region	England
% of FP17s for the same patient ID Re-attending within 3 months - Children	0	56	0.0%	10.0%	11.6%	12.0%
% of FP17s for the same patient ID Re-attending within 3 months - Adults	11	52	21.2%	15.6%	16.7%	15.9%
% of FP17s for the same patient ID Re-attending between 3 & 9 months - Children	37	56	66.1%	47.0%	47.3%	58.0%
% of FP17s for the same patient ID Re-attending between 3 & 9 months - Adults	23	52	44.2%	37.8%	38.3%	50.5%
% of FP17s for Band 1 Urgent Courses	2	102	2.0%	10.9%	10.5%	9.0%
% of FP17s Relating to Free Repair or Replacements	0	102	0.0%	0.6%	0.6%	0.8%
% of FP17s Relating to Continuations	3	102	2.9%	0.6%	0.8%	1.1%
% of Patients satisfied with the dentistry they have received	0	0	N/A	88.1%	89.0%	91.5%
% of Patients satisfied with the time they had to wait for an appointment	0	0	N/A	83.4%	84.2%	87.9%

* This is based on patients treated on this contract for their most recent course of treatment. Figures in italics indicate the base number of FP17s or Patient Questionnaire responses are less than 100. N/A is shown where the base number of responses is less than 10 during the period. % is calculated as Quantity/Base number*100

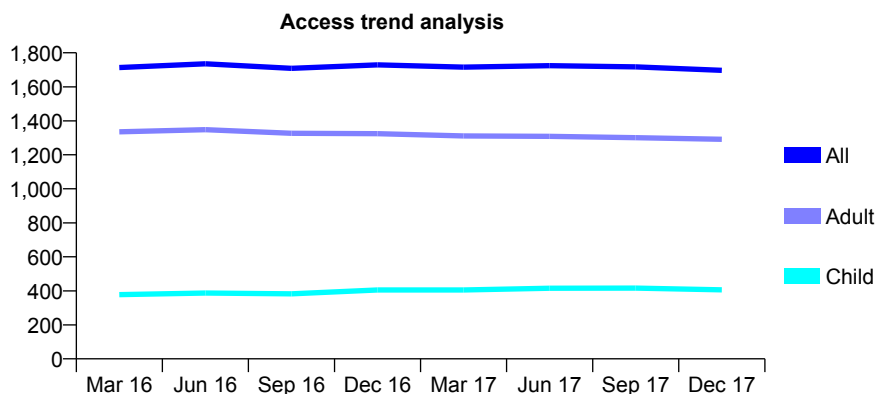
Q62 - Vital Signs At a Glance Contract Report for 321419/0001 - December 2017

Name or company name	MR MA AMIN
Contract type name	GDS Contract
Purpose of contract	General
Contract start date	01/04/2006
Contract end date	

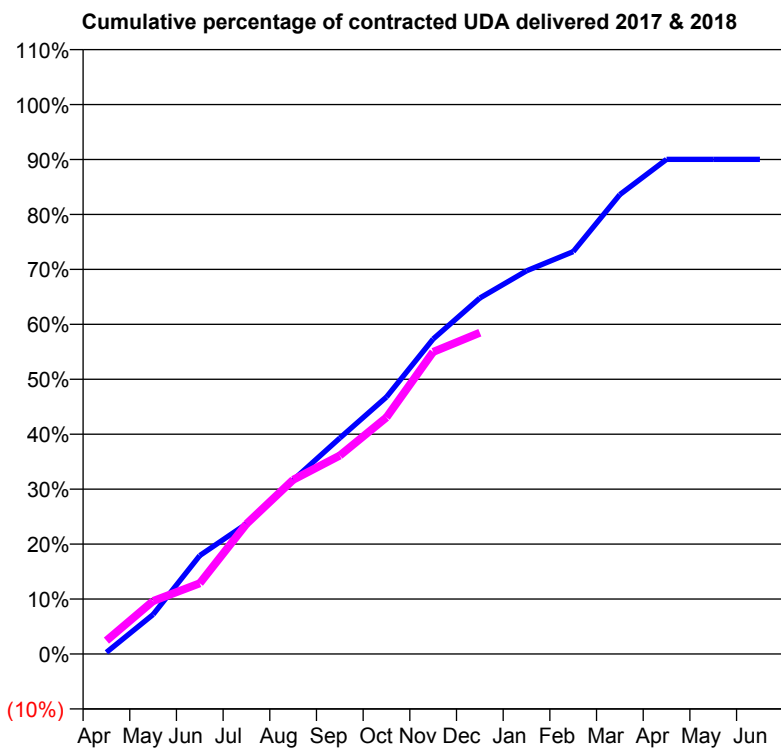
17/18 Contracted general activity (UDA)	4,402
Carry forward general activity (UDA)	0
17/18 Contracted orthodontic activity (UOA)	0
Carry forward orthodontic activity (UOA)	0
Baseline contract value	£126,897.40

ACCESS*

Patients seen in 24 months	Total	Change since previous quarter
Quarter ending December 2016	1,729	
Quarter ending March 2017	1,716	→
Quarter ending June 2017	1,724	→
Quarter ending September 2017	1,717	→
Quarter ending December 2017	1,697	↓
Variance since December 2016	(1.9%)	↓



ACTIVITY



Month	Adjusted Scheduled Activity (UDA)	
	2017	2018
April	13	107
May	317	425
June	789	567
July	1,044	1,042
August	1,393	1,396
September	1,730	1,590
October	2,059	1,896
November	2,524	2,420
December	2,852	2,574
January	3,070	
February	3,224	
March	3,681	
April	3,962	
May	3,962	
June	3,962	

QUALITY

	Quantity	Base Number	Contract	AT	Region	England
% of FP17s for the same patient ID Re-attending within 3 months - Children	24	387	6.2%	10.0%	11.6%	12.0%
% of FP17s for the same patient ID Re-attending within 3 months - Adults	31	841	3.7%	15.6%	16.7%	15.9%
% of FP17s for the same patient ID Re-attending between 3 & 9 months - Children	218	387	56.3%	47.0%	47.3%	58.0%
% of FP17s for the same patient ID Re-attending between 3 & 9 months - Adults	293	841	34.8%	37.8%	38.3%	50.5%
% of FP17s for Band 1 Urgent Courses	67	1,124	6.0%	10.9%	10.5%	9.0%
% of FP17s Relating to Free Repair or Replacements	0	1,124	0.0%	0.6%	0.6%	0.8%
% of FP17s Relating to Continuations	6	1,124	0.5%	0.6%	0.8%	1.1%
% of Patients satisfied with the dentistry they have received	2	2	N/A	88.1%	89.0%	91.5%
% of Patients satisfied with the time they had to wait for an appointment	2	2	N/A	83.4%	84.2%	87.9%

* This is based on patients treated on this contract for their most recent course of treatment. Figures in italics indicate the base number of FP17s or Patient Questionnaire responses are less than 100. N/A is shown where the base number of responses is less than 10 during the period. % is calculated as Quantity/Base number*100

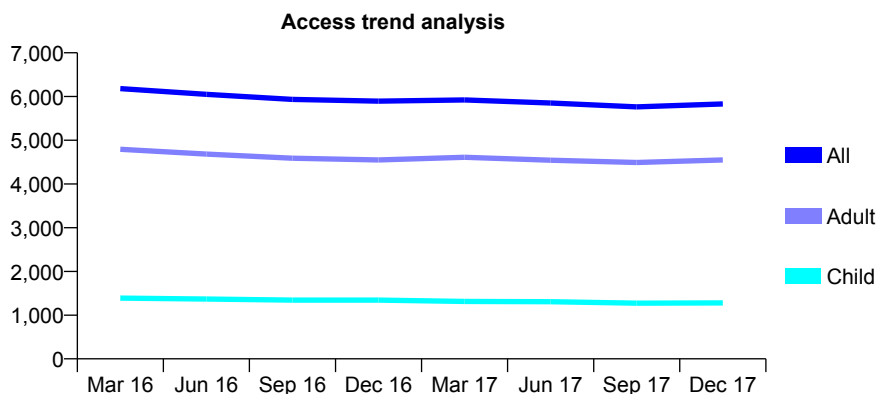
Q62 - Vital Signs At a Glance Contract Report for 322008/0001 - December 2017

Name or company name	MR D SHAH
Contract type name	GDS Contract
Purpose of contract	General
Contract start date	01/04/2006
Contract end date	

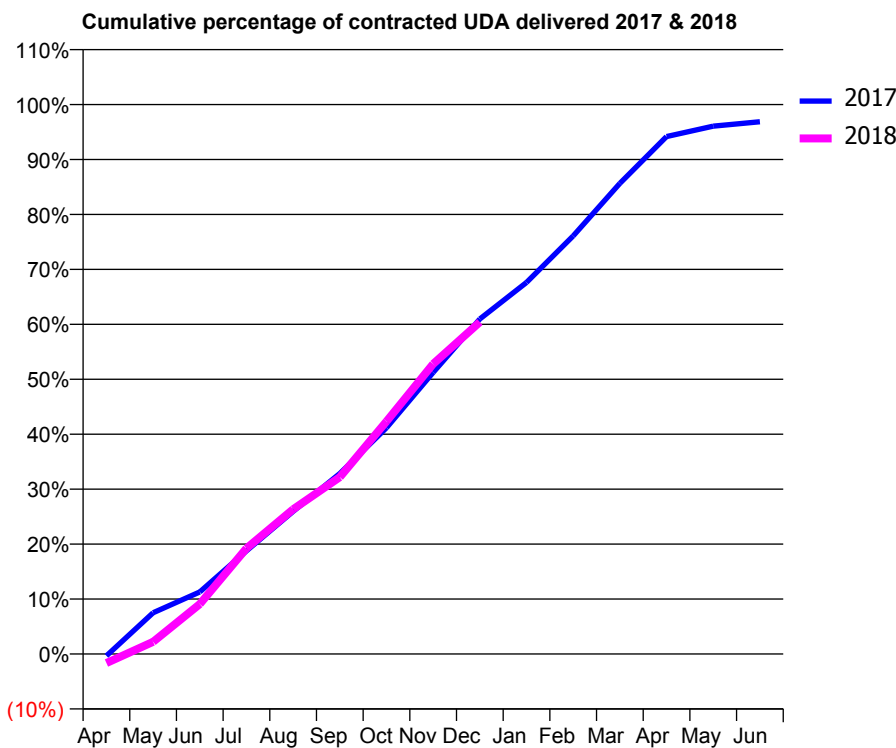
17/18 Contracted general activity (UDA)	22,527
Carry forward general activity (UDA)	709
17/18 Contracted orthodontic activity (UOA)	0
Carry forward orthodontic activity (UOA)	0
Baseline contract value	£676,212.90

ACCESS*

Patients seen in 24 months	Total	Change since previous quarter
Quarter ending December 2016	5,893	
Quarter ending March 2017	5,921	→
Quarter ending June 2017	5,851	↓
Quarter ending September 2017	5,763	↓
Quarter ending December 2017	5,829	→
Variance since December 2016	(1.1%)	↓



ACTIVITY



Month	Adjusted Scheduled Activity (UDA)	
	2017	2018
April	-79	-376
May	1,691	501
June	2,547	2,045
July	4,226	4,334
August	5,848	5,932
September	7,400	7,252
October	9,275	9,537
November	11,541	11,891
December	13,733	13,611
January	15,234	
February	17,140	
March	19,297	
April	21,212	
May	21,640	
June	21,818	

QUALITY

	Quantity	Base Number	Contract	AT	Region	England
% of FP17s for the same patient ID Re-attending within 3 months - Children	80	947	8.4%	10.0%	11.6%	12.0%
% of FP17s for the same patient ID Re-attending within 3 months - Adults	632	3,515	18.0%	15.6%	16.7%	15.9%
% of FP17s for the same patient ID Re-attending between 3 & 9 months - Children	256	947	27.0%	47.0%	47.3%	58.0%
% of FP17s for the same patient ID Re-attending between 3 & 9 months - Adults	1,020	3,515	29.0%	37.8%	38.3%	50.5%
% of FP17s for Band 1 Urgent Courses	553	3,984	13.9%	10.9%	10.5%	9.0%
% of FP17s Relating to Free Repair or Replacements	60	3,984	1.5%	0.6%	0.6%	0.8%
% of FP17s Relating to Continuations	15	3,984	0.4%	0.6%	0.8%	1.1%
% of Patients satisfied with the dentistry they have received	4	4	N/A	88.1%	89.0%	91.5%
% of Patients satisfied with the time they had to wait for an appointment	3	4	N/A	83.4%	84.2%	87.9%

* This is based on patients treated on this contract for their most recent course of treatment. Figures in italics indicate the base number of FP17s or Patient Questionnaire responses are less than 100. N/A is shown where the base number of responses is less than 10 during the period. % is calculated as Quantity/Base number*100

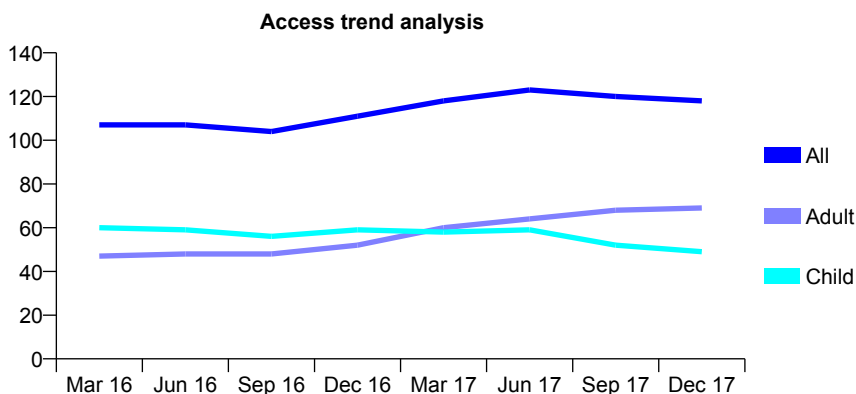
Q62 - Vital Signs At a Glance Contract Report for 323055/0001 - December 2017

Name or company name	MRS PA HARRIS
Contract type name	GDS Contract
Purpose of contract	General
Contract start date	01/04/2006
Contract end date	

17/18 Contracted general activity (UDA)	238
Carry forward general activity (UDA)	0
17/18 Contracted orthodontic activity (UOA)	0
Carry forward orthodontic activity (UOA)	0
Baseline contract value	£6,342.39

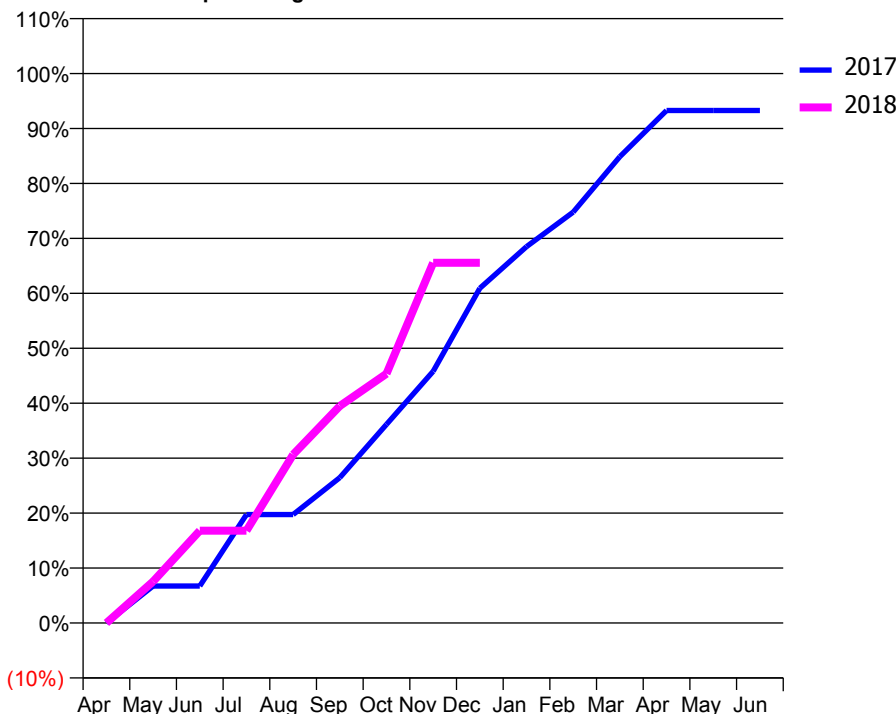
ACCESS*

Patients seen in 24 months	Total	Change since previous quarter
Quarter ending December 2016	111	
Quarter ending March 2017	118	↑
Quarter ending June 2017	123	↑
Quarter ending September 2017	120	↓
Quarter ending December 2017	118	↓
Variance since December 2016	6.3%	↑



ACTIVITY

Cumulative percentage of contracted UDA delivered 2017 & 2018



Month	Adjusted Scheduled Activity (UDA)	
	2017	2018
April	0	0
May	16	18
June	16	40
July	47	40
August	47	73
September	63	94
October	86	108
November	109	156
December	145	156
January	163	
February	178	
March	202	
April	222	
May	222	
June	222	

QUALITY

	Quantity	Base Number	Contract	AT	Region	England
% of FP17s for the same patient ID Re-attending within 3 months - Children	0	44	0.0%	10.0%	11.6%	12.0%
% of FP17s for the same patient ID Re-attending within 3 months - Adults	7	48	14.6%	15.6%	16.7%	15.9%
% of FP17s for the same patient ID Re-attending between 3 & 9 months - Children	30	44	68.2%	47.0%	47.3%	58.0%
% of FP17s for the same patient ID Re-attending between 3 & 9 months - Adults	18	48	37.5%	37.8%	38.3%	50.5%
% of FP17s for Band 1 Urgent Courses	0	82	0.0%	10.9%	10.5%	9.0%
% of FP17s Relating to Free Repair or Replacements	0	82	0.0%	0.6%	0.6%	0.8%
% of FP17s Relating to Continuations	0	82	0.0%	0.6%	0.8%	1.1%
% of Patients satisfied with the dentistry they have received	0	0	N/A	88.1%	89.0%	91.5%
% of Patients satisfied with the time they had to wait for an appointment	0	0	N/A	83.4%	84.2%	87.9%

* This is based on patients treated on this contract for their most recent course of treatment. Figures in italics indicate the base number of FP17s or Patient Questionnaire responses are less than 100. N/A is shown where the base number of responses is less than 10 during the period. % is calculated as Quantity/Base number*100

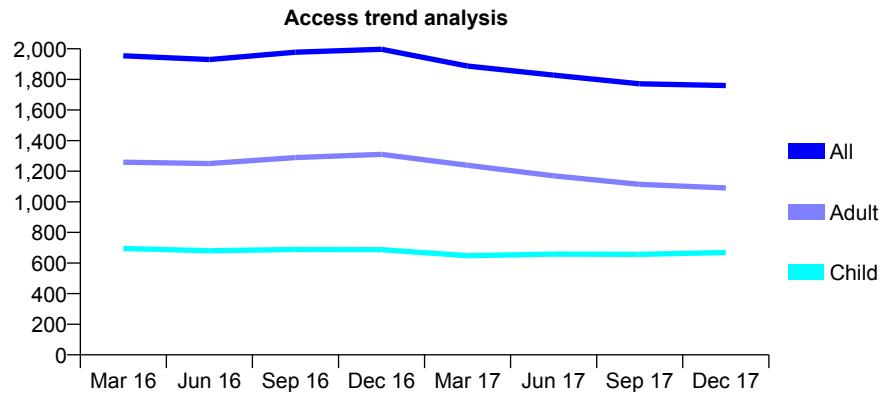
Q62 - Vital Signs At a Glance Contract Report for 323373/0001 - December 2017

Name or company name	Hollis Dental Practice
Contract type name	GDS Contract
Purpose of contract	General
Contract start date	01/04/2006
Contract end date	

17/18 Contracted general activity (UDA)	8,407
Carry forward general activity (UDA)	21
17/18 Contracted orthodontic activity (UOA)	0
Carry forward orthodontic activity (UOA)	0
Baseline contract value	£220,169.36

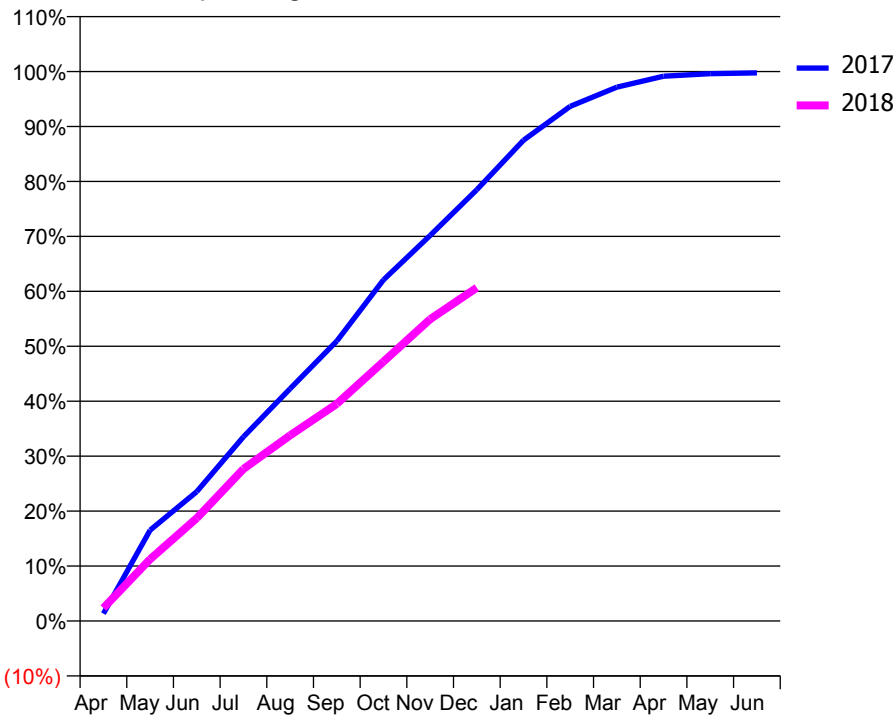
ACCESS*

Patients seen in 24 months	Total	Change since previous quarter
Quarter ending December 2016	1,997	
Quarter ending March 2017	1,887	↓
Quarter ending June 2017	1,828	↓
Quarter ending September 2017	1,771	↓
Quarter ending December 2017	1,760	→
Variance since December 2016	(11.9%)	↓



ACTIVITY

Cumulative percentage of contracted UDA delivered 2017 & 2018



Month	Adjusted Scheduled Activity (UDA)	
	2017	2018
April	114	199
May	1,391	947
June	1,979	1,574
July	2,819	2,327
August	3,554	2,840
September	4,284	3,323
October	5,219	3,970
November	5,899	4,618
December	6,600	5,100
January	7,356	
February	7,873	
March	8,168	
April	8,334	
May	8,374	
June	8,386	

QUALITY

	Quantity	Base Number	Contract	AT	Region	England
% of FP17s for the same patient ID Re-attending within 3 months - Children	43	757	5.7%	10.0%	11.6%	12.0%
% of FP17s for the same patient ID Re-attending within 3 months - Adults	133	1,047	12.7%	15.6%	16.7%	15.9%
% of FP17s for the same patient ID Re-attending between 3 & 9 months - Children	446	757	58.9%	47.0%	47.3%	58.0%
% of FP17s for the same patient ID Re-attending between 3 & 9 months - Adults	632	1,047	60.4%	37.8%	38.3%	50.5%
% of FP17s for Band 1 Urgent Courses	97	1,733	5.6%	10.9%	10.5%	9.0%
% of FP17s Relating to Free Repair or Replacements	12	1,733	0.7%	0.6%	0.6%	0.8%
% of FP17s Relating to Continuations	1	1,733	0.1%	0.6%	0.8%	1.1%
% of Patients satisfied with the dentistry they have received	7	7	N/A	88.1%	89.0%	91.5%
% of Patients satisfied with the time they had to wait for an appointment	7	7	N/A	83.4%	84.2%	87.9%

* This is based on patients treated on this contract for their most recent course of treatment. Figures in italics indicate the base number of FP17s or Patient Questionnaire responses are less than 100. N/A is shown where the base number of responses is less than 10 during the period. % is calculated as Quantity/Base number*100

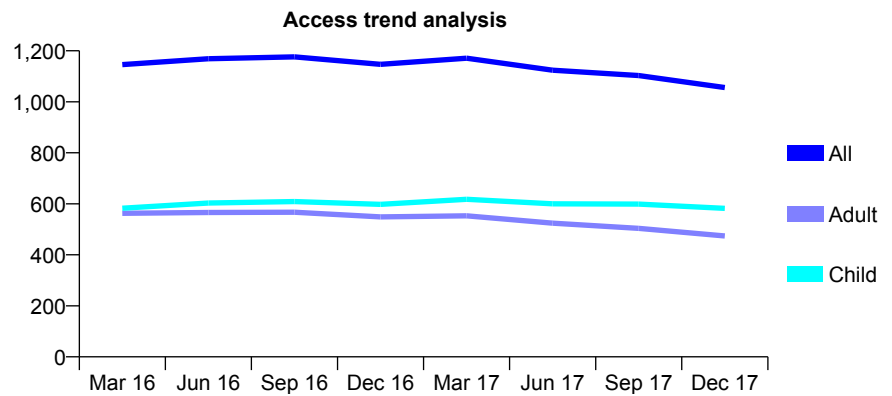
Q62 - Vital Signs At a Glance Contract Report for 325244/0002 - December 2017

Name or company name	MR RP SARAN
Contract type name	GDS Contract
Purpose of contract	General
Contract start date	01/04/2006
Contract end date	

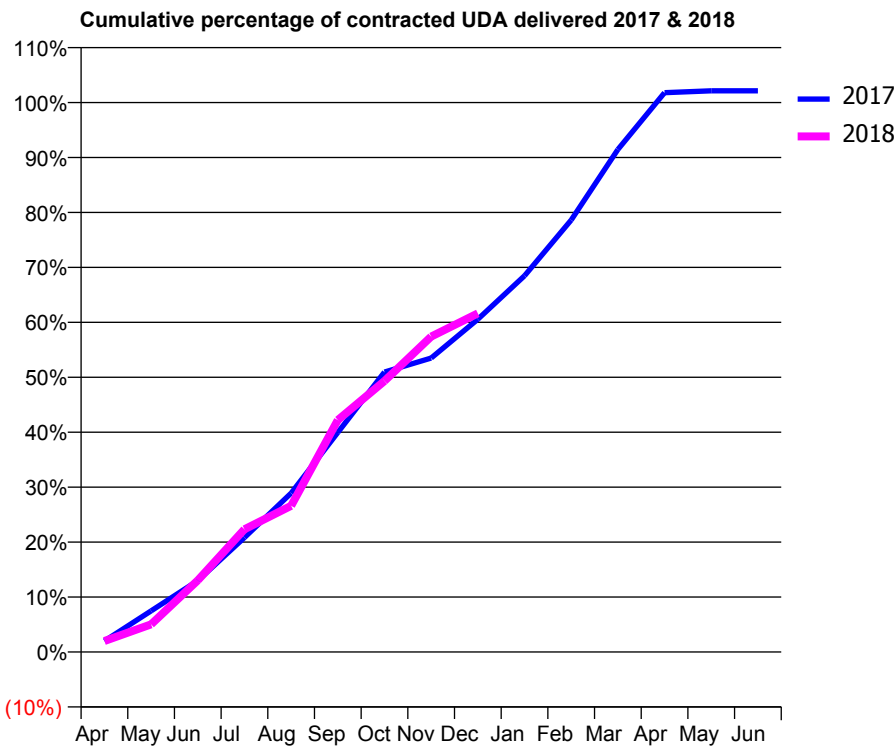
17/18 Contracted general activity (UDA)	7,910
Carry forward general activity (UDA)	-158
17/18 Contracted orthodontic activity (UOA)	0
Carry forward orthodontic activity (UOA)	0
Baseline contract value	£243,121.84

ACCESS*

Patients seen in 24 months	Total	Change since previous quarter
Quarter ending December 2016	1,147	
Quarter ending March 2017	1,171	↑
Quarter ending June 2017	1,124	↓
Quarter ending September 2017	1,103	↓
Quarter ending December 2017	1,056	↓
Variance since December 2016	(7.9%)	↓



ACTIVITY



Month	Adjusted Scheduled Activity (UDA)	
	2017	2018
April	158	158
May	592	399
June	1,028	1,031
July	1,647	1,766
August	2,286	2,105
September	3,161	3,339
October	4,030	3,901
November	4,232	4,540
December	4,790	4,874
January	5,416	
February	6,218	
March	7,234	
April	8,051	
May	8,078	
June	8,078	

QUALITY

	Quantity	Base Number	Contract	AT	Region	England
% of FP17s for the same patient ID Re-attending within 3 months - Children	25	957	2.6%	10.0%	11.6%	12.0%
% of FP17s for the same patient ID Re-attending within 3 months - Adults	31	512	6.1%	15.6%	16.7%	15.9%
% of FP17s for the same patient ID Re-attending between 3 & 9 months - Children	764	957	79.8%	47.0%	47.3%	58.0%
% of FP17s for the same patient ID Re-attending between 3 & 9 months - Adults	374	512	73.0%	37.8%	38.3%	50.5%
% of FP17s for Band 1 Urgent Courses	50	1,281	3.9%	10.9%	10.5%	9.0%
% of FP17s Relating to Free Repair or Replacements	0	1,281	0.0%	0.6%	0.6%	0.8%
% of FP17s Relating to Continuations	0	1,281	0.0%	0.6%	0.8%	1.1%
% of Patients satisfied with the dentistry they have received	3	3	N/A	88.1%	89.0%	91.5%
% of Patients satisfied with the time they had to wait for an appointment	3	3	N/A	83.4%	84.2%	87.9%

* This is based on patients treated on this contract for their most recent course of treatment. Figures in italics indicate the base number of FP17s or Patient Questionnaire responses are less than 100. N/A is shown where the base number of responses is less than 10 during the period. % is calculated as Quantity/Base number*100

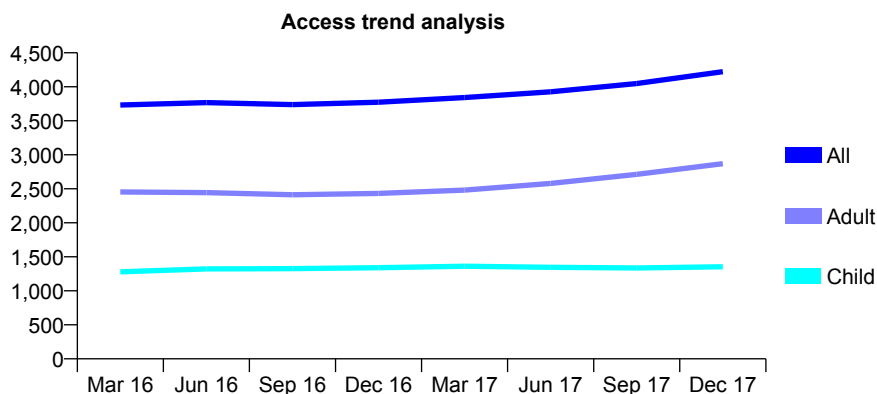
Q62 - Vital Signs At a Glance Contract Report for 327689/0001 - December 2017

Name or company name	MRS P WINAYAK
Contract type name	GDS Contract
Purpose of contract	General
Contract start date	01/04/2006
Contract end date	

17/18 Contracted general activity (UDA)	15,955
Carry forward general activity (UDA)	911
17/18 Contracted orthodontic activity (UOA)	0
Carry forward orthodontic activity (UOA)	0
Baseline contract value	£483,899.68

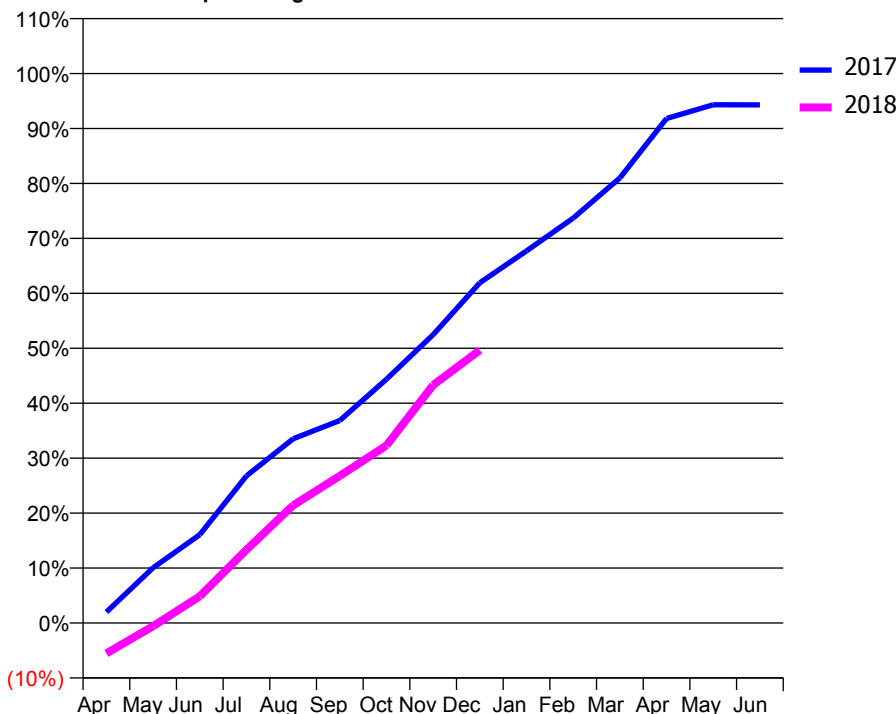
ACCESS*

Patients seen in 24 months	Total	Change since previous quarter
Quarter ending December 2016	3,773	
Quarter ending March 2017	3,843	→
Quarter ending June 2017	3,926	↑
Quarter ending September 2017	4,049	↑
Quarter ending December 2017	4,222	↑
Variance since December 2016	11.9%	↑



ACTIVITY

Cumulative percentage of contracted UDA delivered 2017 & 2018



Month	Adjusted Scheduled Activity (UDA)	
	2017	2018
April	319	-883
May	1,605	-94
June	2,564	776
July	4,273	2,129
August	5,349	3,417
September	5,880	4,271
October	7,079	5,154
November	8,372	6,910
December	9,877	7,922
January	10,805	
February	11,757	
March	12,924	
April	14,649	
May	15,047	
June	15,044	

QUALITY

	Quantity	Base Number	Contract	AT	Region	England
% of FP17s for the same patient ID Re-attending within 3 months - Children	126	1,064	11.8%	10.0%	11.6%	12.0%
% of FP17s for the same patient ID Re-attending within 3 months - Adults	470	2,480	19.0%	15.6%	16.7%	15.9%
% of FP17s for the same patient ID Re-attending between 3 & 9 months - Children	332	1,064	31.2%	47.0%	47.3%	58.0%
% of FP17s for the same patient ID Re-attending between 3 & 9 months - Adults	588	2,480	23.7%	37.8%	38.3%	50.5%
% of FP17s for Band 1 Urgent Courses	531	3,010	17.6%	10.9%	10.5%	9.0%
% of FP17s Relating to Free Repair or Replacements	22	3,010	0.7%	0.6%	0.6%	0.8%
% of FP17s Relating to Continuations	7	3,010	0.2%	0.6%	0.8%	1.1%
% of Patients satisfied with the dentistry they have received	9	10	90.0%	88.1%	89.0%	91.5%
% of Patients satisfied with the time they had to wait for an appointment	10	10	100.0%	83.4%	84.2%	87.9%

* This is based on patients treated on this contract for their most recent course of treatment. Figures in italics indicate the base number of FP17s or Patient Questionnaire responses are less than 100. N/A is shown where the base number of responses is less than 10 during the period. % is calculated as Quantity/Base number*100

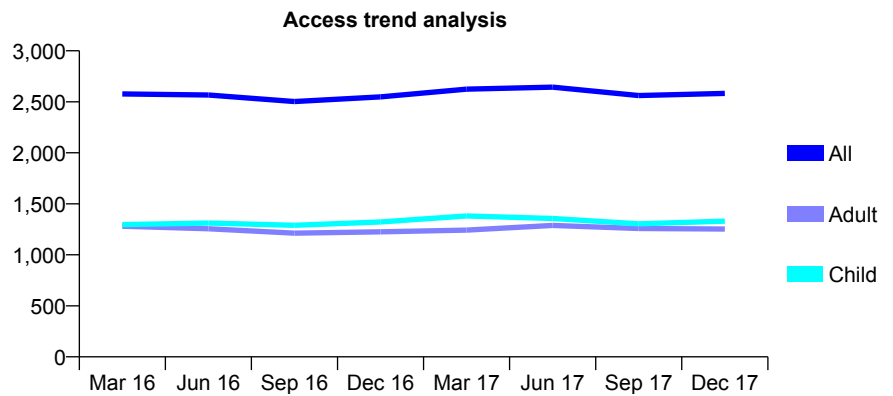
Q62 - Vital Signs At a Glance Contract Report for 327689/0002 - December 2017

Name or company name	MRS P WINAYAK
Contract type name	GDS Contract
Purpose of contract	General
Contract start date	01/04/2006
Contract end date	

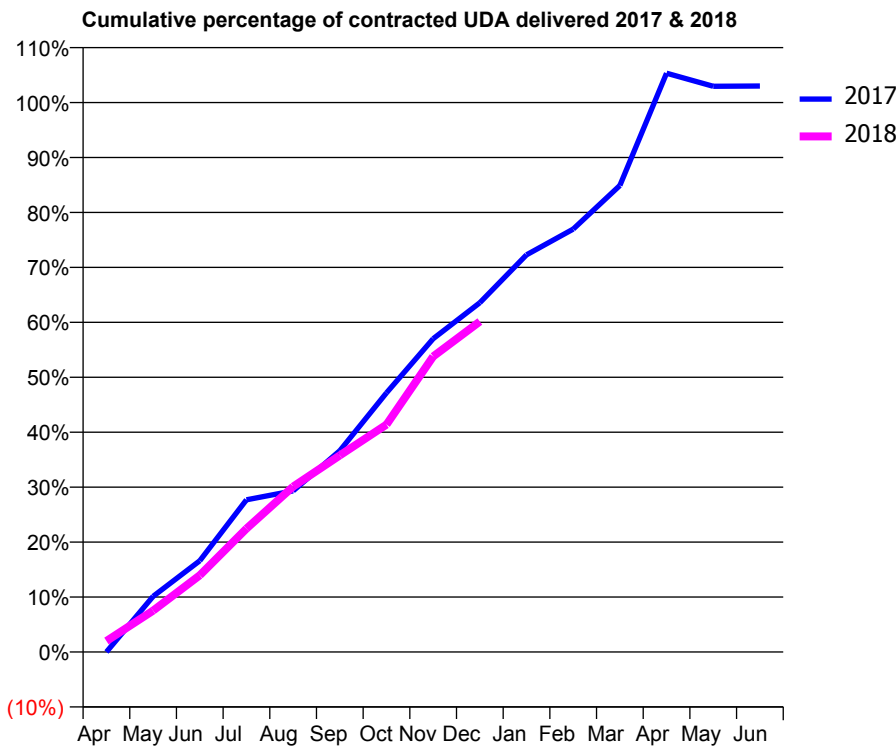
17/18 Contracted general activity (UDA)	8,036
Carry forward general activity (UDA)	-161
17/18 Contracted orthodontic activity (UOA)	0
Carry forward orthodontic activity (UOA)	0
Baseline contract value	£263,926.96

ACCESS*

Patients seen in 24 months	Total	Change since previous quarter
Quarter ending December 2016	2,548	
Quarter ending March 2017	2,624	↑
Quarter ending June 2017	2,644	→
Quarter ending September 2017	2,562	↓
Quarter ending December 2017	2,583	→
Variance since December 2016	1.4%	→



ACTIVITY



Month	Adjusted Scheduled Activity (UDA)	
	2017	2018
April	0	161
May	813	606
June	1,336	1,121
July	2,226	1,805
August	2,357	2,419
September	2,944	2,876
October	3,790	3,327
November	4,581	4,323
December	5,109	4,833
January	5,808	
February	6,185	
March	6,822	
April	8,464	
May	8,274	
June	8,278	

QUALITY

	Quantity	Base Number	Contract	AT	Region	England
% of FP17s for the same patient ID Re-attending within 3 months - Children	109	1,170	9.3%	10.0%	11.6%	12.0%
% of FP17s for the same patient ID Re-attending within 3 months - Adults	196	1,046	18.7%	15.6%	16.7%	15.9%
% of FP17s for the same patient ID Re-attending between 3 & 9 months - Children	468	1,170	40.0%	47.0%	47.3%	58.0%
% of FP17s for the same patient ID Re-attending between 3 & 9 months - Adults	269	1,046	25.7%	37.8%	38.3%	50.5%
% of FP17s for Band 1 Urgent Courses	214	1,732	12.4%	10.9%	10.5%	9.0%
% of FP17s Relating to Free Repair or Replacements	12	1,732	0.7%	0.6%	0.6%	0.8%
% of FP17s Relating to Continuations	6	1,732	0.3%	0.6%	0.8%	1.1%
% of Patients satisfied with the dentistry they have received	5	5	N/A	88.1%	89.0%	91.5%
% of Patients satisfied with the time they had to wait for an appointment	5	5	N/A	83.4%	84.2%	87.9%

* This is based on patients treated on this contract for their most recent course of treatment. Figures in italics indicate the base number of FP17s or Patient Questionnaire responses are less than 100. N/A is shown where the base number of responses is less than 10 during the period. % is calculated as Quantity/Base number*100

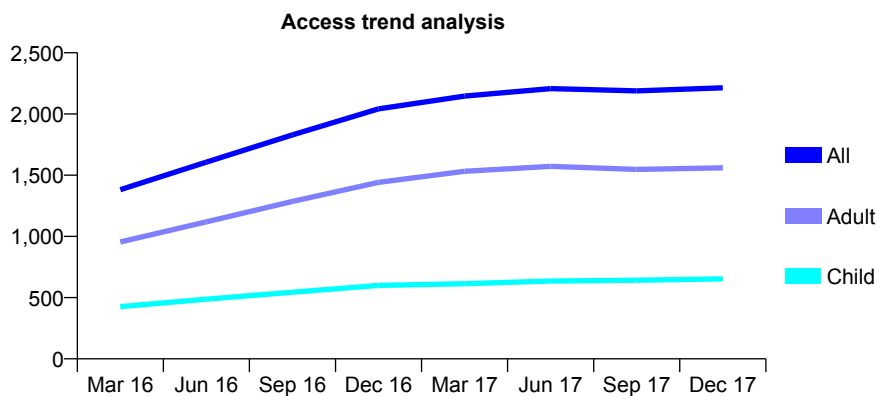
Q62 - Vital Signs At a Glance Contract Report for 328995/0002 - December 2017

Name or company name	MR I MOHAMMED
Contract type name	GDS Contract
Purpose of contract	General
Contract start date	01/04/2015
Contract end date	

17/18 Contracted general activity (UDA)	6,668
Carry forward general activity (UDA)	1
17/18 Contracted orthodontic activity (UOA)	0
Carry forward orthodontic activity (UOA)	0
Baseline contract value	£203,435.56

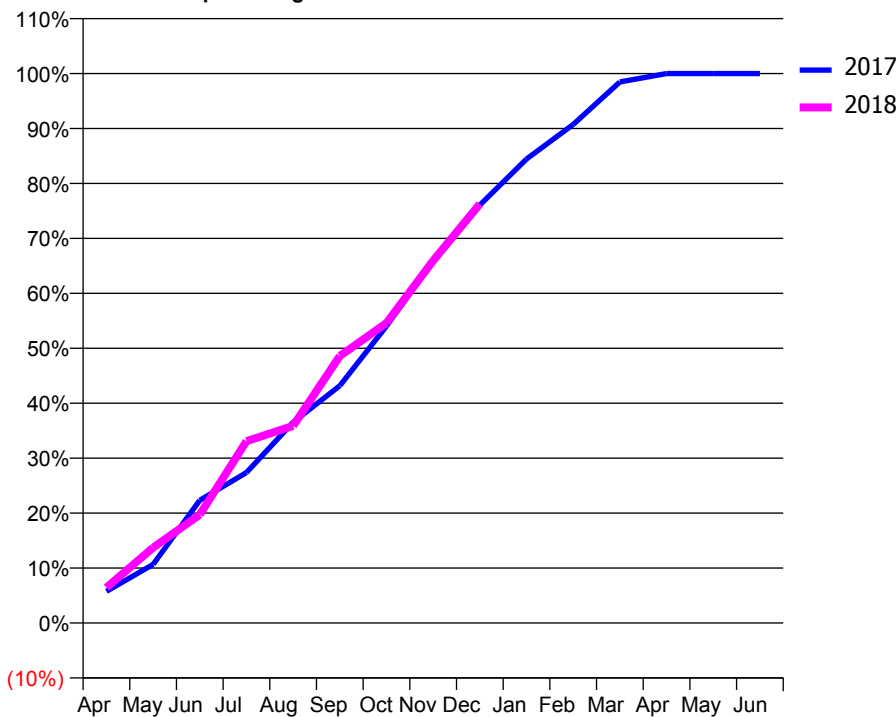
ACCESS*

Patients seen in 24 months	Total	Change since previous quarter
Quarter ending December 2016	2,042	
Quarter ending March 2017	2,146	↑
Quarter ending June 2017	2,208	↑
Quarter ending September 2017	2,189	→
Quarter ending December 2017	2,214	→
Variance since December 2016	8.4%	↑



ACTIVITY

Cumulative percentage of contracted UDA delivered 2017 & 2018



Month	Adjusted Scheduled Activity (UDA)	
	2017	2018
April	385	430
May	710	916
June	1,489	1,314
July	1,826	2,207
August	2,436	2,392
September	2,879	3,240
October	3,602	3,639
November	4,394	4,397
December	5,072	5,085
January	5,630	
February	6,050	
March	6,565	
April	6,667	
May	6,667	
June	6,667	

QUALITY

	Quantity	Base Number	Contract	AT	Region	England
% of FP17s for the same patient ID Re-attending within 3 months - Children	22	463	4.8%	10.0%	11.6%	12.0%
% of FP17s for the same patient ID Re-attending within 3 months - Adults	92	1,033	8.9%	15.6%	16.7%	15.9%
% of FP17s for the same patient ID Re-attending between 3 & 9 months - Children	112	463	24.2%	47.0%	47.3%	58.0%
% of FP17s for the same patient ID Re-attending between 3 & 9 months - Adults	253	1,033	24.5%	37.8%	38.3%	50.5%
% of FP17s for Band 1 Urgent Courses	74	1,475	5.0%	10.9%	10.5%	9.0%
% of FP17s Relating to Free Repair or Replacements	1	1,475	0.1%	0.6%	0.6%	0.8%
% of FP17s Relating to Continuations	24	1,475	1.6%	0.6%	0.8%	1.1%
% of Patients satisfied with the dentistry they have received	0	0	N/A	88.1%	89.0%	91.5%
% of Patients satisfied with the time they had to wait for an appointment	0	0	N/A	83.4%	84.2%	87.9%

* This is based on patients treated on this contract for their most recent course of treatment. Figures in italics indicate the base number of FP17s or Patient Questionnaire responses are less than 100. N/A is shown where the base number of responses is less than 10 during the period. % is calculated as Quantity/Base number*100

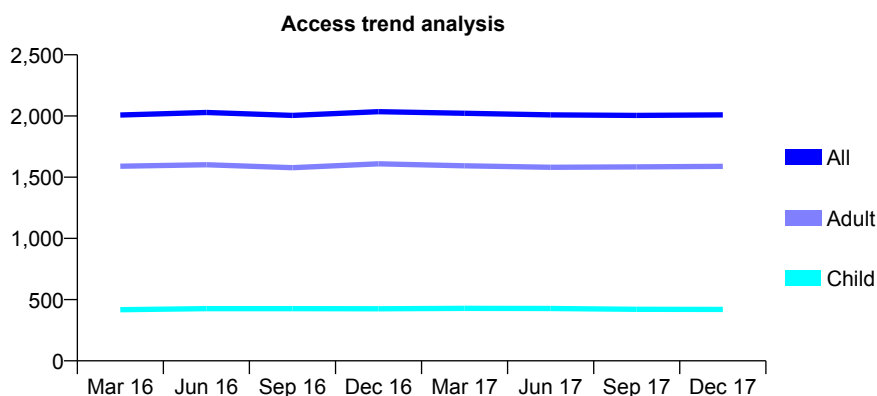
Q62 - Vital Signs At a Glance Contract Report for 331880/0001 - December 2017

Name or company name	MR NK PATEL
Contract type name	GDS Contract
Purpose of contract	General
Contract start date	01/04/2006
Contract end date	

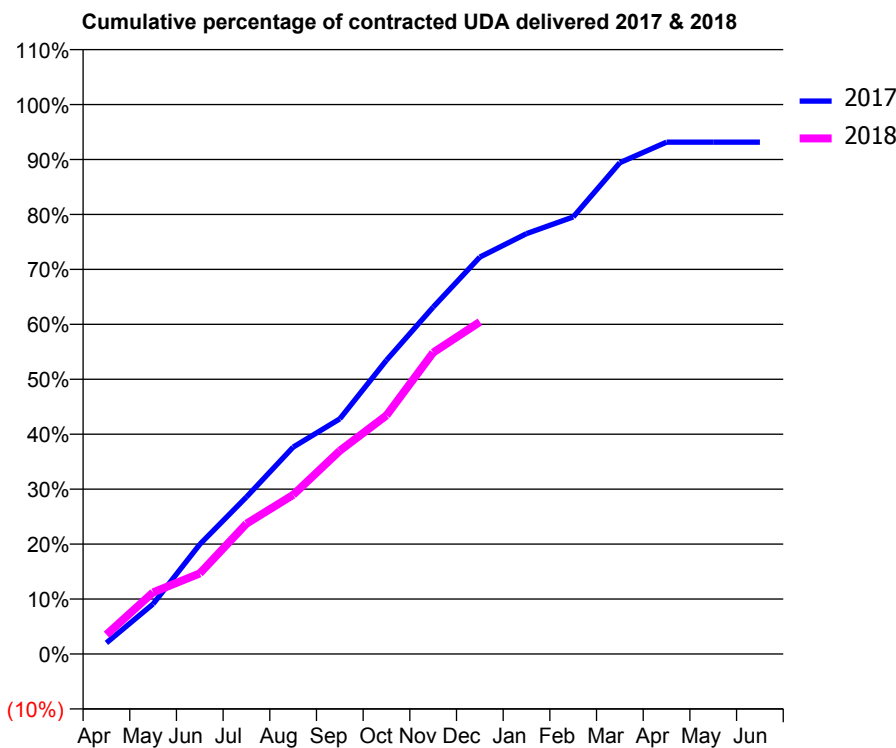
17/18 Contracted general activity (UDA)	4,469
Carry forward general activity (UDA)	0
17/18 Contracted orthodontic activity (UOA)	0
Carry forward orthodontic activity (UOA)	0
Baseline contract value	£110,159.11

ACCESS*

Patients seen in 24 months	Total	Change since previous quarter
Quarter ending December 2016	2,035	
Quarter ending March 2017	2,022	→
Quarter ending June 2017	2,009	→
Quarter ending September 2017	2,005	→
Quarter ending December 2017	2,009	→
Variance since December 2016	(1.3%)	↓



ACTIVITY



Month	Adjusted Scheduled Activity (UDA)	
	2017	2018
April	91	158
May	408	501
June	892	656
July	1,277	1,060
August	1,682	1,295
September	1,913	1,653
October	2,389	1,941
November	2,821	2,452
December	3,228	2,701
January	3,419	
February	3,554	
March	3,996	
April	4,163	
May	4,163	
June	4,163	

QUALITY

	Quantity	Base Number	Contract	AT	Region	England
% of FP17s for the same patient ID Re-attending within 3 months - Children	15	346	4.3%	10.0%	11.6%	12.0%
% of FP17s for the same patient ID Re-attending within 3 months - Adults	47	1,103	4.3%	15.6%	16.7%	15.9%
% of FP17s for the same patient ID Re-attending between 3 & 9 months - Children	95	346	27.5%	47.0%	47.3%	58.0%
% of FP17s for the same patient ID Re-attending between 3 & 9 months - Adults	257	1,103	23.3%	37.8%	38.3%	50.5%
% of FP17s for Band 1 Urgent Courses	79	1,355	5.8%	10.9%	10.5%	9.0%
% of FP17s Relating to Free Repair or Replacements	0	1,355	0.0%	0.6%	0.6%	0.8%
% of FP17s Relating to Continuations	4	1,355	0.3%	0.6%	0.8%	1.1%
% of Patients satisfied with the dentistry they have received	6	6	N/A	88.1%	89.0%	91.5%
% of Patients satisfied with the time they had to wait for an appointment	5	6	N/A	83.4%	84.2%	87.9%

* This is based on patients treated on this contract for their most recent course of treatment. Figures in italics indicate the base number of FP17s or Patient Questionnaire responses are less than 100. N/A is shown where the base number of responses is less than 10 during the period. % is calculated as Quantity/Base number*100

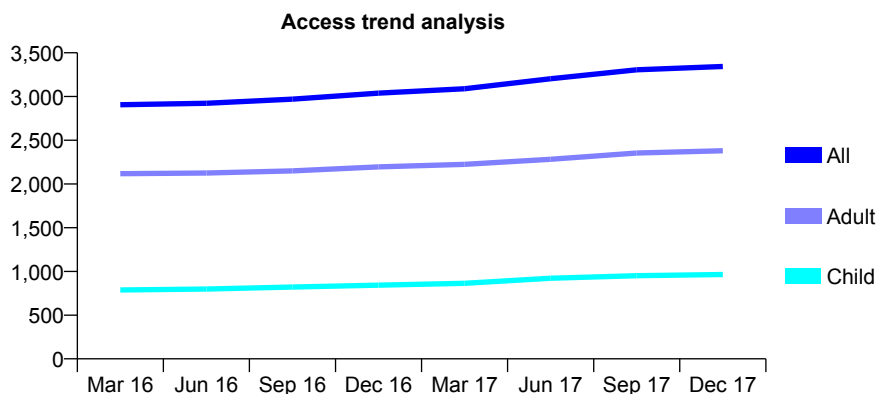
Q62 - Vital Signs At a Glance Contract Report for 333735/0002 - December 2017

Name or company name	MR H HASEN
Contract type name	GDS Contract
Purpose of contract	General
Contract start date	01/09/2010
Contract end date	

17/18 Contracted general activity (UDA)	8,914
Carry forward general activity (UDA)	-78
17/18 Contracted orthodontic activity (UOA)	0
Carry forward orthodontic activity (UOA)	0
Baseline contract value	£241,252.93

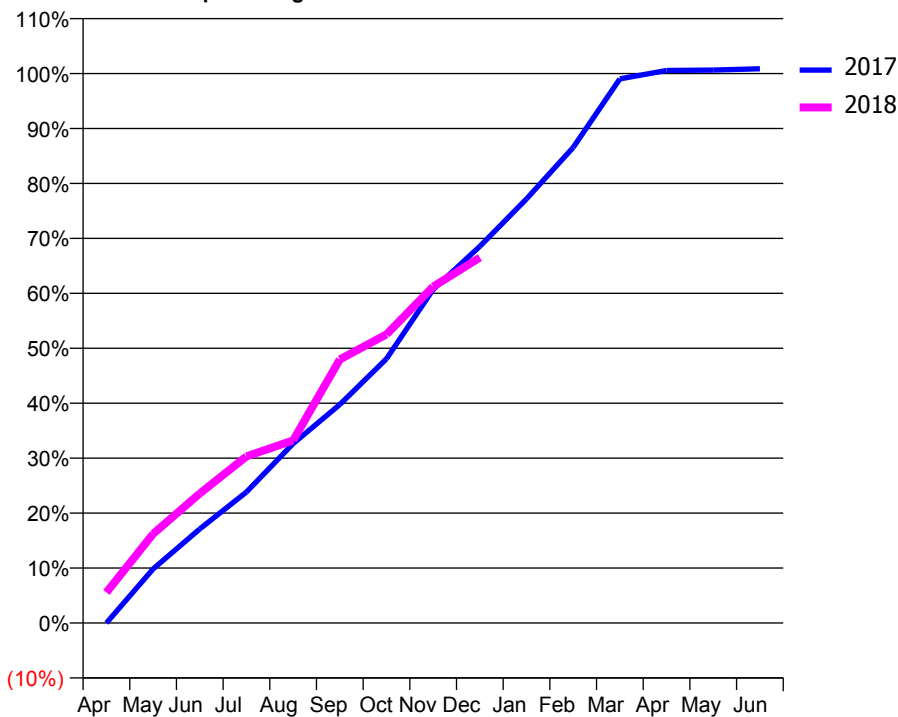
ACCESS*

Patients seen in 24 months	Total	Change since previous quarter
Quarter ending December 2016	3,038	
Quarter ending March 2017	3,089	→
Quarter ending June 2017	3,204	↑
Quarter ending September 2017	3,305	↑
Quarter ending December 2017	3,344	→
Variance since December 2016	10.1%	↑



ACTIVITY

Cumulative percentage of contracted UDA delivered 2017 & 2018



Month	Adjusted Scheduled Activity (UDA)	
	2017	2018
April	0	496
May	878	1,445
June	1,526	2,101
July	2,126	2,702
August	2,911	2,963
September	3,543	4,276
October	4,286	4,683
November	5,411	5,456
December	6,110	5,929
January	6,880	
February	7,716	
March	8,828	
April	8,963	
May	8,969	
June	8,992	

QUALITY

	Quantity	Base Number	Contract	AT	Region	England
% of FP17s for the same patient ID Re-attending within 3 months - Children	53	838	6.3%	10.0%	11.6%	12.0%
% of FP17s for the same patient ID Re-attending within 3 months - Adults	231	1,653	14.0%	15.6%	16.7%	15.9%
% of FP17s for the same patient ID Re-attending between 3 & 9 months - Children	383	838	45.7%	47.0%	47.3%	58.0%
% of FP17s for the same patient ID Re-attending between 3 & 9 months - Adults	505	1,653	30.6%	37.8%	38.3%	50.5%
% of FP17s for Band 1 Urgent Courses	256	2,441	10.5%	10.9%	10.5%	9.0%
% of FP17s Relating to Free Repair or Replacements	18	2,441	0.7%	0.6%	0.6%	0.8%
% of FP17s Relating to Continuations	6	2,441	0.2%	0.6%	0.8%	1.1%
% of Patients satisfied with the dentistry they have received	2	2	N/A	88.1%	89.0%	91.5%
% of Patients satisfied with the time they had to wait for an appointment	1	2	N/A	83.4%	84.2%	87.9%

* This is based on patients treated on this contract for their most recent course of treatment. Figures in italics indicate the base number of FP17s or Patient Questionnaire responses are less than 100. N/A is shown where the base number of responses is less than 10 during the period. % is calculated as Quantity/Base number*100

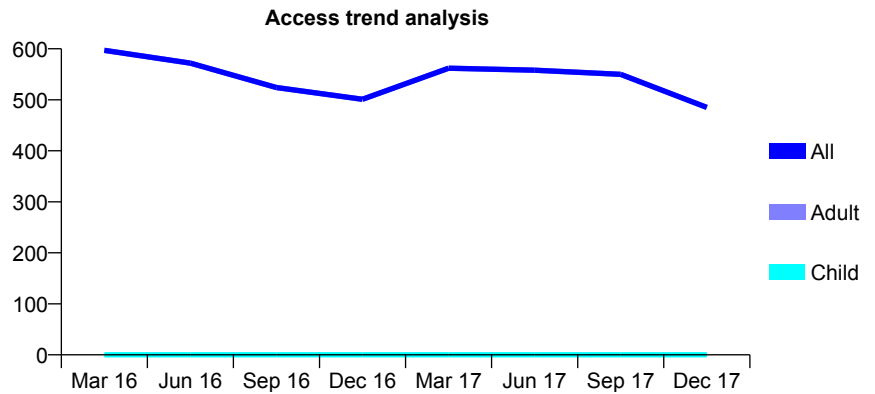
Q62 - Vital Signs At a Glance Contract Report for 334448/0001 - December 2017

Name or company name	Dental Comfort
Contract type name	GDS Contract
Purpose of contract	General
Contract start date	01/04/2006
Contract end date	

17/18 Contracted general activity (UDA)	1,999
Carry forward general activity (UDA)	6
17/18 Contracted orthodontic activity (UOA)	0
Carry forward orthodontic activity (UOA)	0
Baseline contract value	£68,969.84

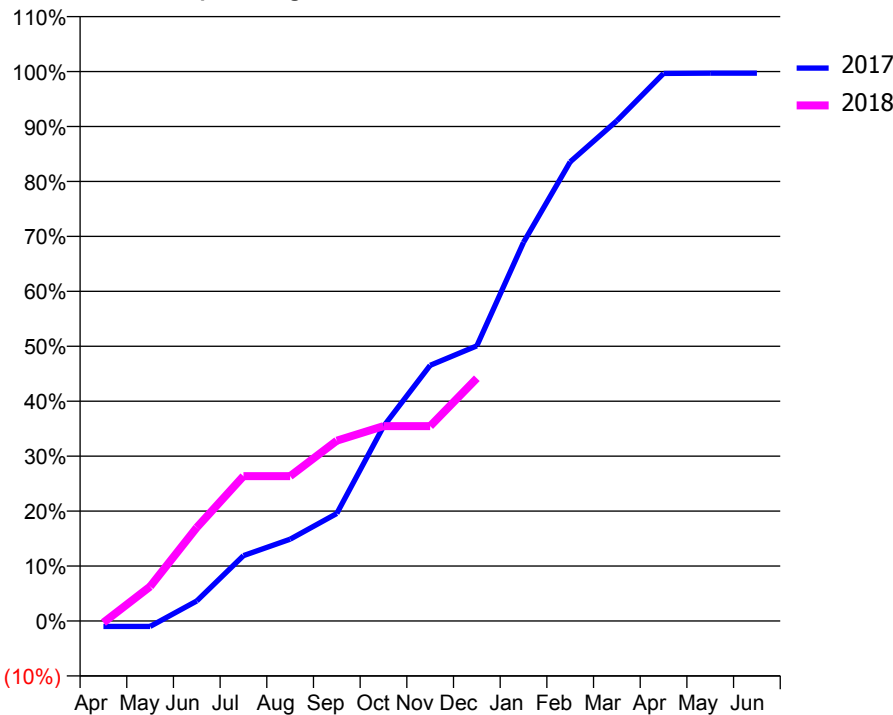
ACCESS*

Patients seen in 24 months	Total	Change since previous quarter
Quarter ending December 2016	501	
Quarter ending March 2017	562	↑
Quarter ending June 2017	558	→
Quarter ending September 2017	550	↓
Quarter ending December 2017	485	↓
Variance since December 2016	(3.2%)	↓



ACTIVITY

Cumulative percentage of contracted UDA delivered 2017 & 2018



Month	Adjusted Scheduled Activity (UDA)	
	2017	2018
April	-20	-6
May	-20	125
June	73	340
July	238	527
August	297	527
September	391	656
October	708	709
November	930	709
December	1,001	883
January	1,377	
February	1,670	
March	1,820	
April	1,992	
May	1,993	
June	1,993	

QUALITY

	Quantity	Base Number	Contract	AT	Region	England
% of FP17s for the same patient ID Re-attending within 3 months - Children	0	0	N/A	10.0%	11.6%	12.0%
% of FP17s for the same patient ID Re-attending within 3 months - Adults	8	170	4.7%	15.6%	16.7%	15.9%
% of FP17s for the same patient ID Re-attending between 3 & 9 months - Children	0	0	N/A	47.0%	47.3%	58.0%
% of FP17s for the same patient ID Re-attending between 3 & 9 months - Adults	11	170	6.5%	37.8%	38.3%	50.5%
% of FP17s for Band 1 Urgent Courses	11	146	7.5%	10.9%	10.5%	9.0%
% of FP17s Relating to Free Repair or Replacements	0	146	0.0%	0.6%	0.6%	0.8%
% of FP17s Relating to Continuations	0	146	0.0%	0.6%	0.8%	1.1%
% of Patients satisfied with the dentistry they have received	0	1	N/A	88.1%	89.0%	91.5%
% of Patients satisfied with the time they had to wait for an appointment	0	1	N/A	83.4%	84.2%	87.9%

* This is based on patients treated on this contract for their most recent course of treatment. Figures in italics indicate the base number of FP17s or Patient Questionnaire responses are less than 100. N/A is shown where the base number of responses is less than 10 during the period. % is calculated as Quantity/Base number*100

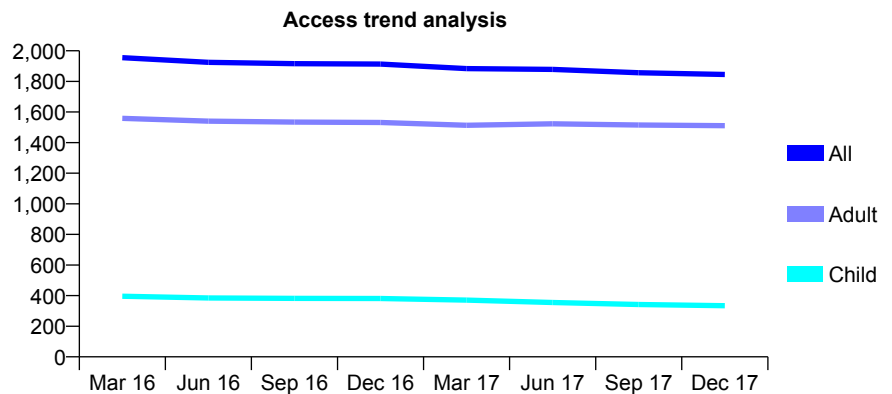
Q62 - Vital Signs At a Glance Contract Report for 334537/0001 - December 2017

Name or company name	MR SP AURORA
Contract type name	GDS Contract
Purpose of contract	General
Contract start date	01/04/2006
Contract end date	

17/18 Contracted general activity (UDA)	9,051
Carry forward general activity (UDA)	81
17/18 Contracted orthodontic activity (UOA)	0
Carry forward orthodontic activity (UOA)	0
Baseline contract value	£277,956.52

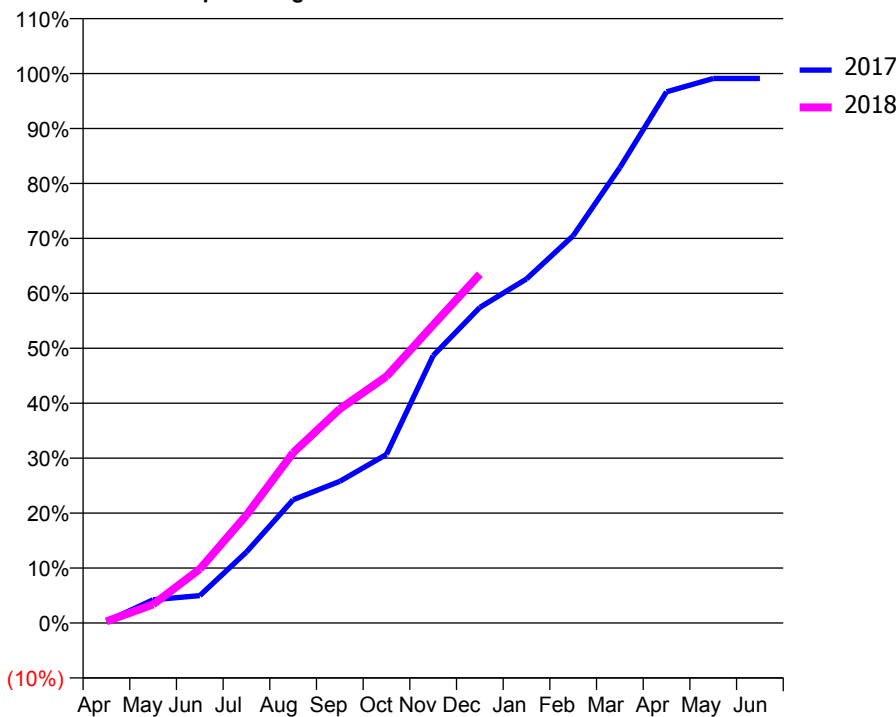
ACCESS*

Patients seen in 24 months	Total	Change since previous quarter
Quarter ending December 2016	1,913	
Quarter ending March 2017	1,884	↓
Quarter ending June 2017	1,878	→
Quarter ending September 2017	1,857	↓
Quarter ending December 2017	1,845	→
Variance since December 2016	(3.6%)	↓



ACTIVITY

Cumulative percentage of contracted UDA delivered 2017 & 2018



Month	Adjusted Scheduled Activity (UDA)	
	2017	2018
April	25	28
May	383	307
June	451	889
July	1,169	1,778
August	2,030	2,805
September	2,334	3,526
October	2,777	4,061
November	4,405	4,909
December	5,197	5,745
January	5,668	
February	6,380	
March	7,503	
April	8,748	
May	8,969	
June	8,970	

QUALITY

	Quantity	Base Number	Contract	AT	Region	England
% of FP17s for the same patient ID Re-attending within 3 months - Children	54	438	12.3%	10.0%	11.6%	12.0%
% of FP17s for the same patient ID Re-attending within 3 months - Adults	474	2,149	22.1%	15.6%	16.7%	15.9%
% of FP17s for the same patient ID Re-attending between 3 & 9 months - Children	307	438	70.1%	47.0%	47.3%	58.0%
% of FP17s for the same patient ID Re-attending between 3 & 9 months - Adults	1,347	2,149	62.7%	37.8%	38.3%	50.5%
% of FP17s for Band 1 Urgent Courses	98	2,237	4.4%	10.9%	10.5%	9.0%
% of FP17s Relating to Free Repair or Replacements	24	2,237	1.1%	0.6%	0.6%	0.8%
% of FP17s Relating to Continuations	15	2,237	0.7%	0.6%	0.8%	1.1%
% of Patients satisfied with the dentistry they have received	4	5	N/A	88.1%	89.0%	91.5%
% of Patients satisfied with the time they had to wait for an appointment	4	5	N/A	83.4%	84.2%	87.9%

* This is based on patients treated on this contract for their most recent course of treatment. Figures in italics indicate the base number of FP17s or Patient Questionnaire responses are less than 100. N/A is shown where the base number of responses is less than 10 during the period. % is calculated as Quantity/Base number*100

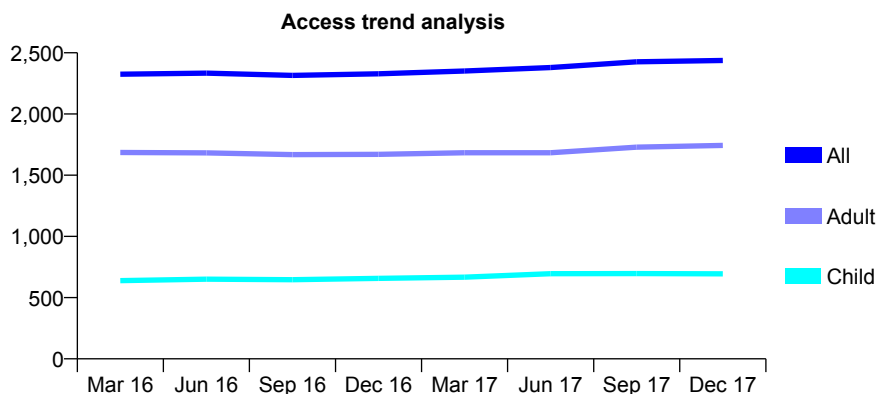
Q62 - Vital Signs At a Glance Contract Report for 335428/0001 - December 2017

Name or company name	MR AV PATEL
Contract type name	GDS Contract
Purpose of contract	General
Contract start date	01/04/2006
Contract end date	

17/18 Contracted general activity (UDA)	7,417
Carry forward general activity (UDA)	118
17/18 Contracted orthodontic activity (UOA)	0
Carry forward orthodontic activity (UOA)	0
Baseline contract value	£217,177.51

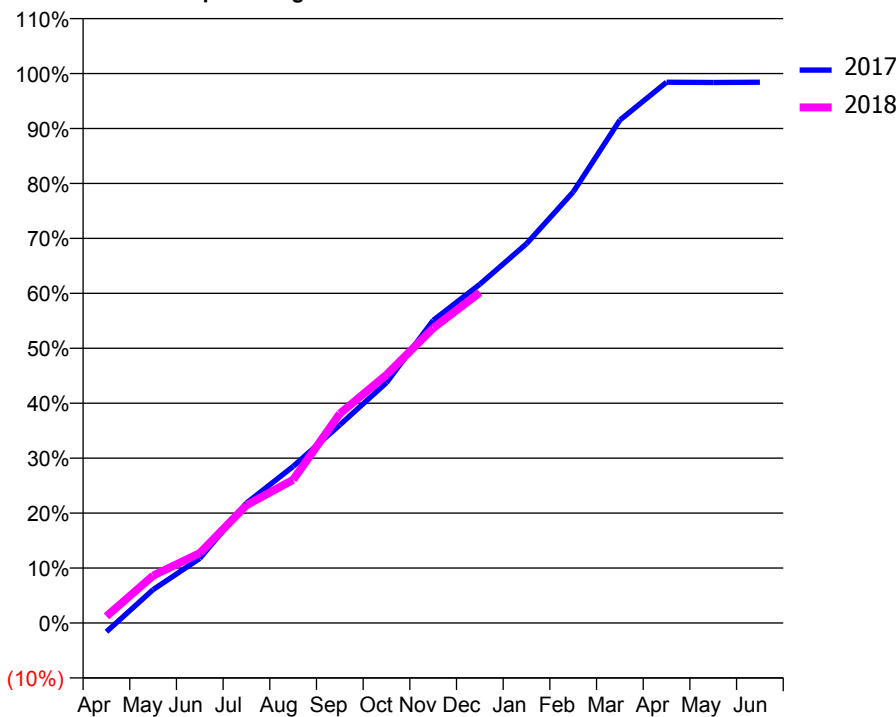
ACCESS*

Patients seen in 24 months	Total	Change since previous quarter
Quarter ending December 2016	2,328	
Quarter ending March 2017	2,351	→
Quarter ending June 2017	2,380	→
Quarter ending September 2017	2,426	→
Quarter ending December 2017	2,437	→
Variance since December 2016	4.7%	↑



ACTIVITY

Cumulative percentage of contracted UDA delivered 2017 & 2018



Month	Adjusted Scheduled Activity (UDA)	
	2017	2018
April	-119	91
May	451	640
June	872	944
July	1,618	1,591
August	2,115	1,933
September	2,674	2,826
October	3,244	3,350
November	4,085	3,980
December	4,572	4,460
January	5,120	
February	5,819	
March	6,788	
April	7,299	
May	7,296	
June	7,299	

QUALITY

	Quantity	Base Number	Contract	AT	Region	England
% of FP17s for the same patient ID Re-attending within 3 months - Children	54	662	8.2%	10.0%	11.6%	12.0%
% of FP17s for the same patient ID Re-attending within 3 months - Adults	142	1,204	11.8%	15.6%	16.7%	15.9%
% of FP17s for the same patient ID Re-attending between 3 & 9 months - Children	284	662	42.9%	47.0%	47.3%	58.0%
% of FP17s for the same patient ID Re-attending between 3 & 9 months - Adults	382	1,204	31.7%	37.8%	38.3%	50.5%
% of FP17s for Band 1 Urgent Courses	194	1,720	11.3%	10.9%	10.5%	9.0%
% of FP17s Relating to Free Repair or Replacements	10	1,720	0.6%	0.6%	0.6%	0.8%
% of FP17s Relating to Continuations	5	1,720	0.3%	0.6%	0.8%	1.1%
% of Patients satisfied with the dentistry they have received	2	2	N/A	88.1%	89.0%	91.5%
% of Patients satisfied with the time they had to wait for an appointment	2	2	N/A	83.4%	84.2%	87.9%

* This is based on patients treated on this contract for their most recent course of treatment. Figures in italics indicate the base number of FP17s or Patient Questionnaire responses are less than 100. N/A is shown where the base number of responses is less than 10 during the period. % is calculated as Quantity/Base number*100

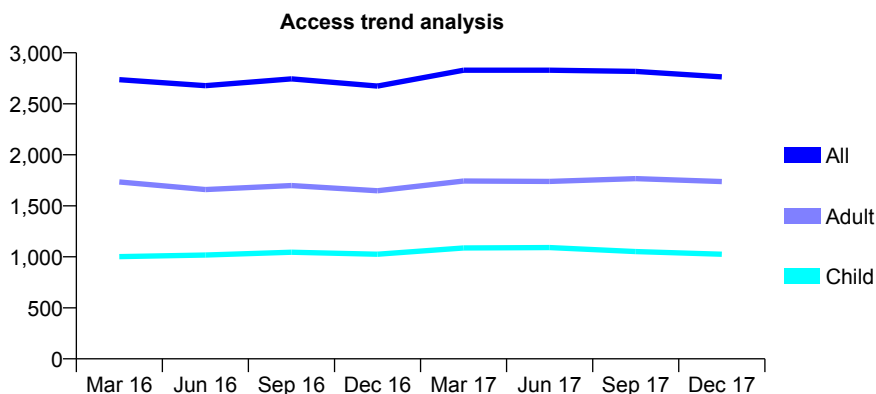
Q62 - Vital Signs At a Glance Contract Report for 335428/0003 - December 2017

Name or company name	MR AV PATEL
Contract type name	GDS Contract
Purpose of contract	General
Contract start date	02/08/2006
Contract end date	

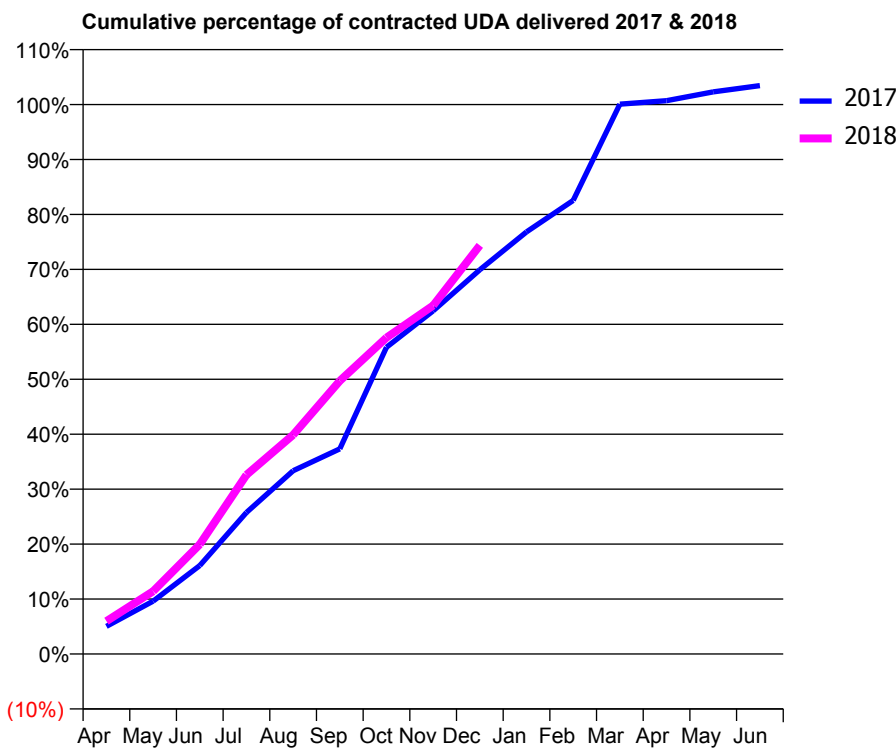
17/18 Contracted general activity (UDA)	5,989
Carry forward general activity (UDA)	-110
17/18 Contracted orthodontic activity (UOA)	0
Carry forward orthodontic activity (UOA)	0
Baseline contract value	£190,783.64

ACCESS*

Patients seen in 24 months	Total	Change since previous quarter
Quarter ending December 2016	2,674	
Quarter ending March 2017	2,830	↑
Quarter ending June 2017	2,830	→
Quarter ending September 2017	2,818	→
Quarter ending December 2017	2,764	↓
Variance since December 2016	3.4%	↑



ACTIVITY



Month	Adjusted Scheduled Activity (UDA)	
	2017	2018
April	301	359
May	577	684
June	964	1,195
July	1,543	1,953
August	1,998	2,389
September	2,236	2,978
October	3,343	3,448
November	3,740	3,798
December	4,188	4,454
January	4,600	
February	4,944	
March	5,993	
April	6,031	
May	6,126	
June	6,195	

QUALITY

	Quantity	Base Number	Contract	AT	Region	England
% of FP17s for the same patient ID Re-attending within 3 months - Children	61	936	6.5%	10.0%	11.6%	12.0%
% of FP17s for the same patient ID Re-attending within 3 months - Adults	131	1,296	10.1%	15.6%	16.7%	15.9%
% of FP17s for the same patient ID Re-attending between 3 & 9 months - Children	522	936	55.8%	47.0%	47.3%	58.0%
% of FP17s for the same patient ID Re-attending between 3 & 9 months - Adults	456	1,296	35.2%	37.8%	38.3%	50.5%
% of FP17s for Band 1 Urgent Courses	211	2,052	10.3%	10.9%	10.5%	9.0%
% of FP17s Relating to Free Repair or Replacements	3	2,052	0.1%	0.6%	0.6%	0.8%
% of FP17s Relating to Continuations	6	2,052	0.3%	0.6%	0.8%	1.1%
% of Patients satisfied with the dentistry they have received	2	2	N/A	88.1%	89.0%	91.5%
% of Patients satisfied with the time they had to wait for an appointment	2	2	N/A	83.4%	84.2%	87.9%

* This is based on patients treated on this contract for their most recent course of treatment. Figures in italics indicate the base number of FP17s or Patient Questionnaire responses are less than 100. N/A is shown where the base number of responses is less than 10 during the period. % is calculated as Quantity/Base number*100

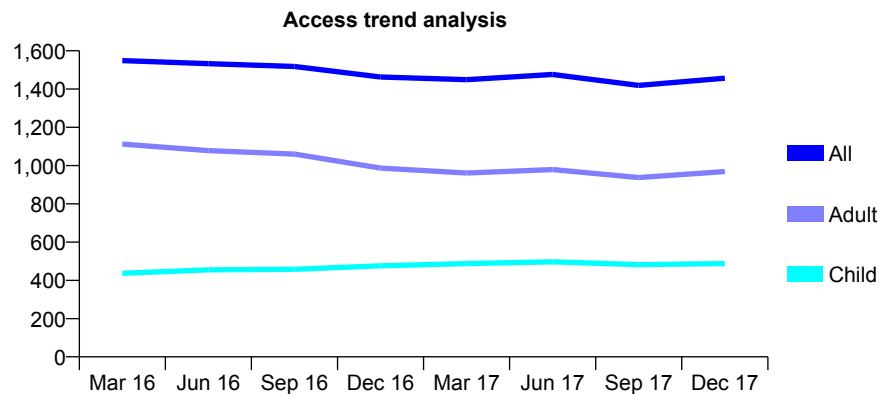
Q62 - Vital Signs At a Glance Contract Report for 335509/0001 - December 2017

Name or company name	MRS GC BASKERAN
Contract type name	GDS Contract
Purpose of contract	General
Contract start date	01/04/2006
Contract end date	

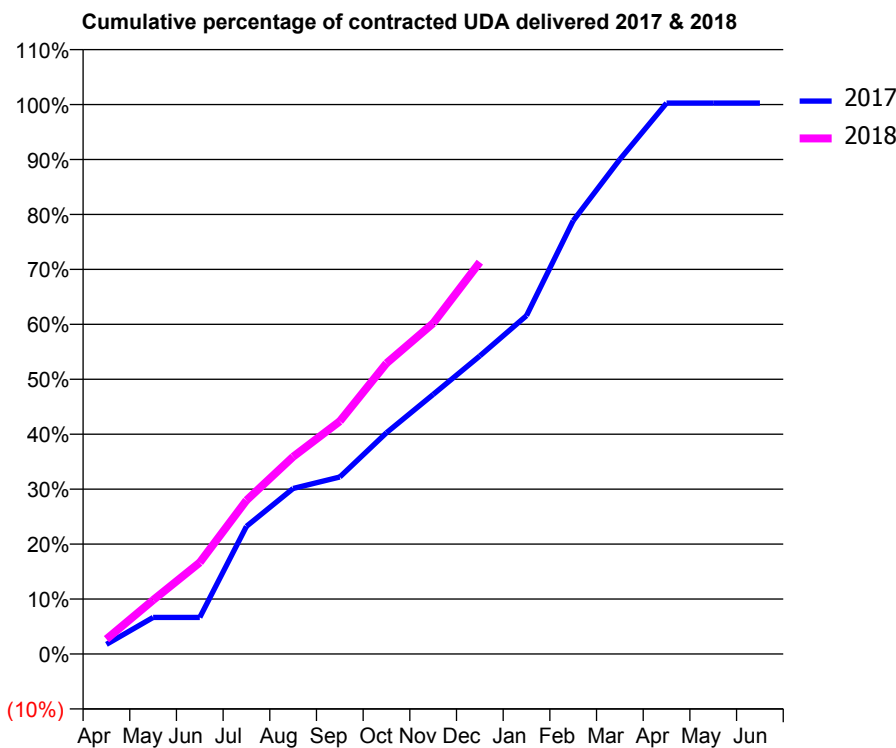
17/18 Contracted general activity (UDA)	4,773
Carry forward general activity (UDA)	-13
17/18 Contracted orthodontic activity (UOA)	0
Carry forward orthodontic activity (UOA)	0
Baseline contract value	£128,048.81

ACCESS*

Patients seen in 24 months	Total	Change since previous quarter
Quarter ending December 2016	1,463	
Quarter ending March 2017	1,449	→
Quarter ending June 2017	1,476	→
Quarter ending September 2017	1,419	↓
Quarter ending December 2017	1,457	↑
Variance since December 2016	(0.4%)	→



ACTIVITY



Month	Adjusted Scheduled Activity (UDA)	
	2017	2018
April	84	129
May	318	468
June	318	795
July	1,110	1,335
August	1,438	1,713
September	1,537	2,022
October	1,922	2,525
November	2,255	2,873
December	2,590	3,404
January	2,939	
February	3,763	
March	4,296	
April	4,786	
May	4,786	
June	4,786	

QUALITY

	Quantity	Base Number	Contract	AT	Region	England
% of FP17s for the same patient ID Re-attending within 3 months - Children	7	341	2.1%	10.0%	11.6%	12.0%
% of FP17s for the same patient ID Re-attending within 3 months - Adults	41	644	6.4%	15.6%	16.7%	15.9%
% of FP17s for the same patient ID Re-attending between 3 & 9 months - Children	104	341	30.5%	47.0%	47.3%	58.0%
% of FP17s for the same patient ID Re-attending between 3 & 9 months - Adults	244	644	37.9%	37.8%	38.3%	50.5%
% of FP17s for Band 1 Urgent Courses	16	897	1.8%	10.9%	10.5%	9.0%
% of FP17s Relating to Free Repair or Replacements	55	897	6.1%	0.6%	0.6%	0.8%
% of FP17s Relating to Continuations	2	897	0.2%	0.6%	0.8%	1.1%
% of Patients satisfied with the dentistry they have received	3	3	N/A	88.1%	89.0%	91.5%
% of Patients satisfied with the time they had to wait for an appointment	3	3	N/A	83.4%	84.2%	87.9%

* This is based on patients treated on this contract for their most recent course of treatment. Figures in italics indicate the base number of FP17s or Patient Questionnaire responses are less than 100. N/A is shown where the base number of responses is less than 10 during the period. % is calculated as Quantity/Base number*100

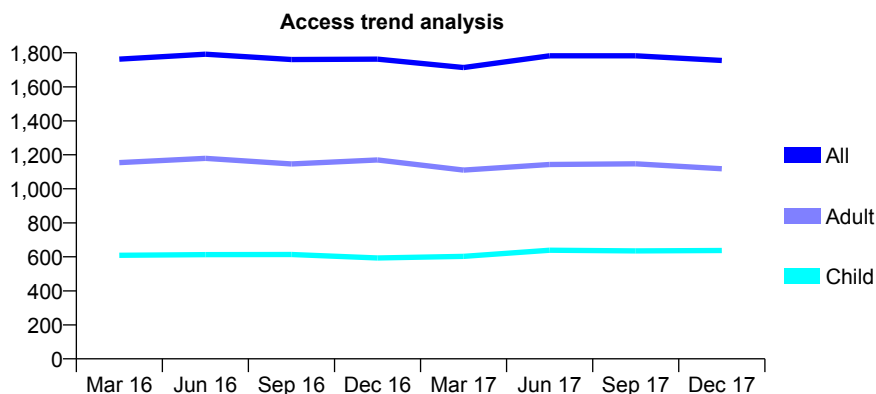
Q62 - Vital Signs At a Glance Contract Report for 335754/0001 - December 2017

Name or company name	MR N DIXIT
Contract type name	GDS Contract
Purpose of contract	General
Contract start date	01/04/2006
Contract end date	

17/18 Contracted general activity (UDA)	4,525
Carry forward general activity (UDA)	0
17/18 Contracted orthodontic activity (UOA)	0
Carry forward orthodontic activity (UOA)	0
Baseline contract value	£144,987.22

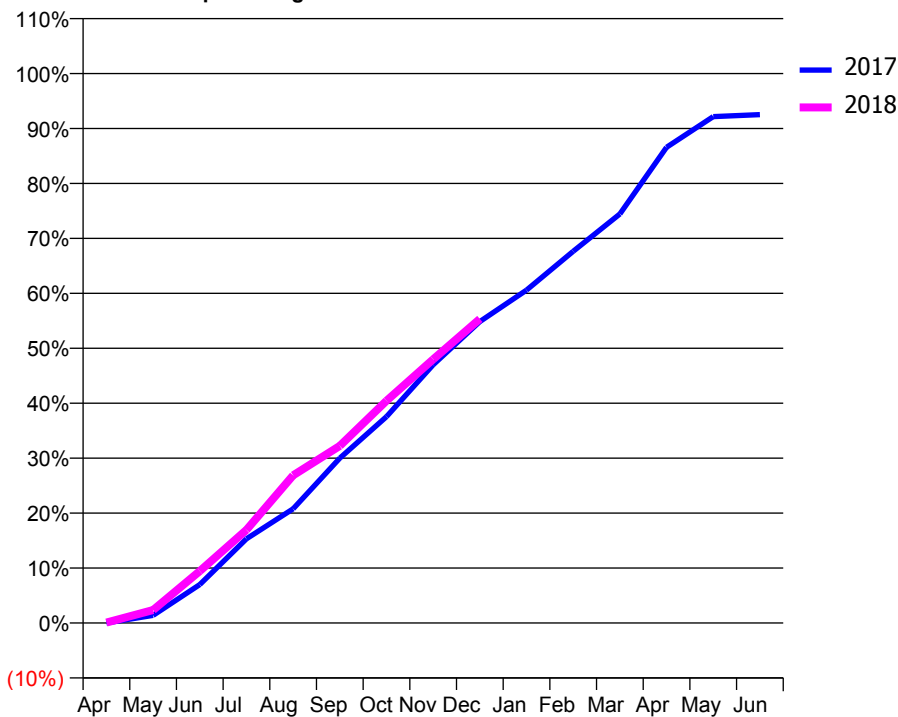
ACCESS*

Patients seen in 24 months	Total	Change since previous quarter
Quarter ending December 2016	1,763	
Quarter ending March 2017	1,713	↓
Quarter ending June 2017	1,782	↑
Quarter ending September 2017	1,782	→
Quarter ending December 2017	1,755	↓
Variance since December 2016	(0.5%)	→



ACTIVITY

Cumulative percentage of contracted UDA delivered 2017 & 2018



Month	Adjusted Scheduled Activity (UDA)	
	2017	2018
April	0	4
May	63	107
June	317	427
July	693	767
August	941	1,217
September	1,358	1,458
October	1,700	1,830
November	2,127	2,171
December	2,482	2,504
January	2,742	
February	3,061	
March	3,368	
April	3,917	
May	4,170	
June	4,187	

QUALITY

	Quantity	Base Number	Contract	AT	Region	England
% of FP17s for the same patient ID Re-attending within 3 months - Children	36	664	5.4%	10.0%	11.6%	12.0%
% of FP17s for the same patient ID Re-attending within 3 months - Adults	105	998	10.5%	15.6%	16.7%	15.9%
% of FP17s for the same patient ID Re-attending between 3 & 9 months - Children	343	664	51.7%	47.0%	47.3%	58.0%
% of FP17s for the same patient ID Re-attending between 3 & 9 months - Adults	502	998	50.3%	37.8%	38.3%	50.5%
% of FP17s for Band 1 Urgent Courses	90	1,289	7.0%	10.9%	10.5%	9.0%
% of FP17s Relating to Free Repair or Replacements	0	1,289	0.0%	0.6%	0.6%	0.8%
% of FP17s Relating to Continuations	10	1,289	0.8%	0.6%	0.8%	1.1%
% of Patients satisfied with the dentistry they have received	3	3	N/A	88.1%	89.0%	91.5%
% of Patients satisfied with the time they had to wait for an appointment	2	3	N/A	83.4%	84.2%	87.9%

* This is based on patients treated on this contract for their most recent course of treatment. Figures in italics indicate the base number of FP17s or Patient Questionnaire responses are less than 100. N/A is shown where the base number of responses is less than 10 during the period. % is calculated as Quantity/Base number*100

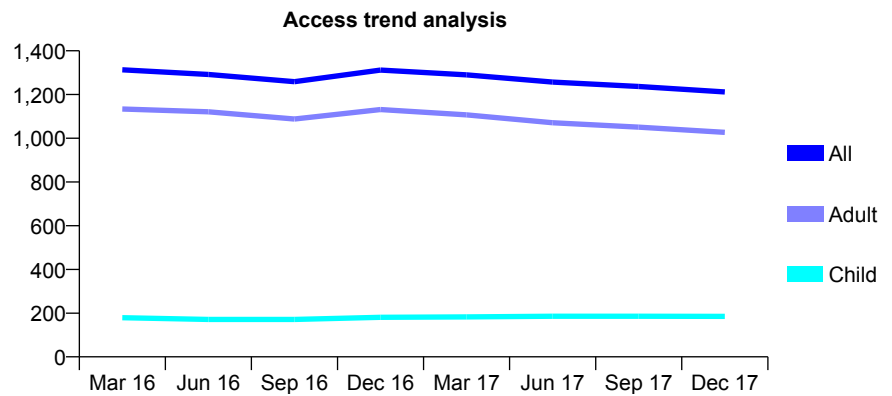
Q62 - Vital Signs At a Glance Contract Report for 337501/0001 - December 2017

Name or company name	MR E GHATEH
Contract type name	GDS Contract
Purpose of contract	General
Contract start date	01/04/2006
Contract end date	

17/18 Contracted general activity (UDA)	4,250
Carry forward general activity (UDA)	-85
17/18 Contracted orthodontic activity (UOA)	0
Carry forward orthodontic activity (UOA)	0
Baseline contract value	£129,287.51

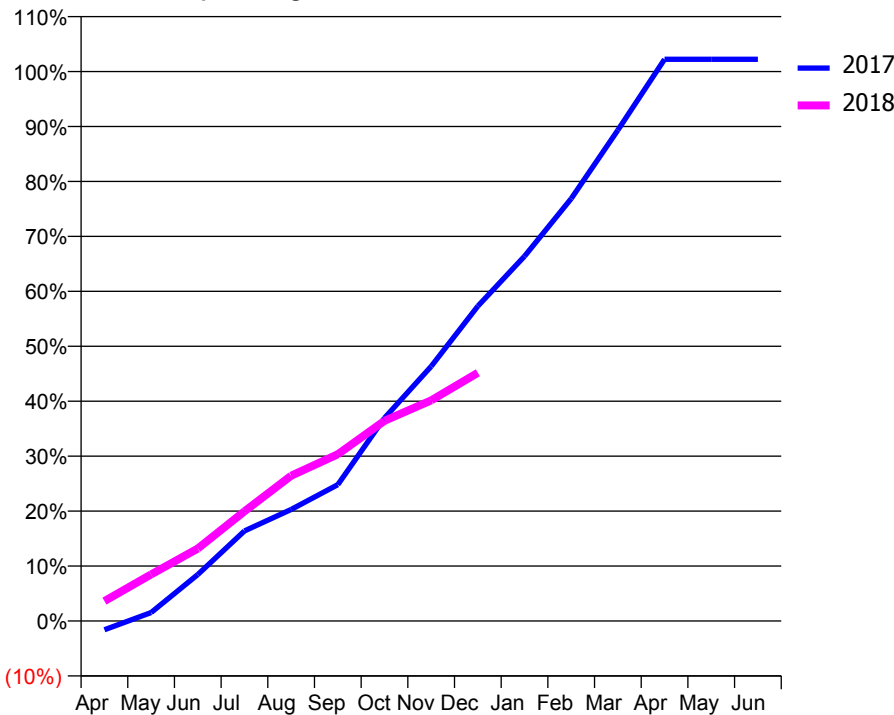
ACCESS*

Patients seen in 24 months	Total	Change since previous quarter
Quarter ending December 2016	1,312	
Quarter ending March 2017	1,290	↓
Quarter ending June 2017	1,257	↓
Quarter ending September 2017	1,237	↓
Quarter ending December 2017	1,212	↓
Variance since December 2016	(7.6%)	↓



ACTIVITY

Cumulative percentage of contracted UDA delivered 2017 & 2018



Month	Adjusted Scheduled Activity (UDA)	
	2017	2018
April	-69	154
May	65	360
June	359	561
July	697	848
August	862	1,124
September	1,054	1,290
October	1,570	1,549
November	1,969	1,706
December	2,435	1,920
January	2,821	
February	3,266	
March	3,797	
April	4,345	
May	4,345	
June	4,345	

QUALITY

	Quantity	Base Number	Contract	AT	Region	England
% of FP17s for the same patient ID Re-attending within 3 months - Children	33	144	22.9%	10.0%	11.6%	12.0%
% of FP17s for the same patient ID Re-attending within 3 months - Adults	174	678	25.7%	15.6%	16.7%	15.9%
% of FP17s for the same patient ID Re-attending between 3 & 9 months - Children	50	144	34.7%	47.0%	47.3%	58.0%
% of FP17s for the same patient ID Re-attending between 3 & 9 months - Adults	188	678	27.7%	37.8%	38.3%	50.5%
% of FP17s for Band 1 Urgent Courses	183	711	25.7%	10.9%	10.5%	9.0%
% of FP17s Relating to Free Repair or Replacements	6	711	0.8%	0.6%	0.6%	0.8%
% of FP17s Relating to Continuations	0	711	0.0%	0.6%	0.8%	1.1%
% of Patients satisfied with the dentistry they have received	0	0	N/A	88.1%	89.0%	91.5%
% of Patients satisfied with the time they had to wait for an appointment	0	0	N/A	83.4%	84.2%	87.9%

* This is based on patients treated on this contract for their most recent course of treatment. Figures in italics indicate the base number of FP17s or Patient Questionnaire responses are less than 100. N/A is shown where the base number of responses is less than 10 during the period. % is calculated as Quantity/Base number*100

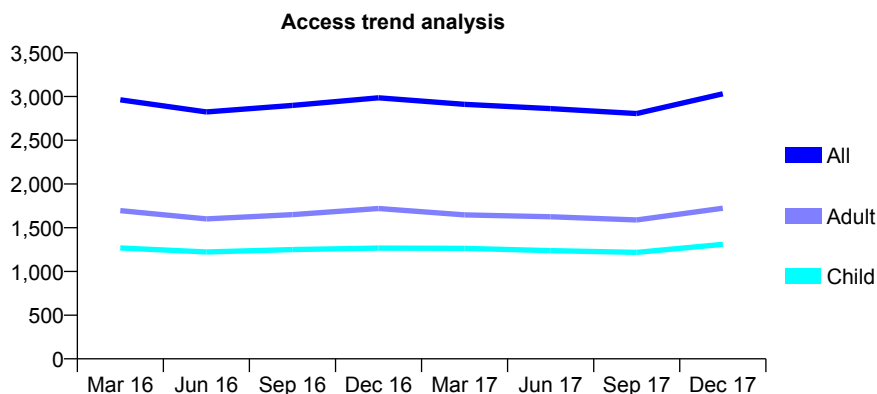
Q62 - Vital Signs At a Glance Contract Report for 341134/0001 - December 2017

Name or company name	MR A GHAFFARPOUR
Contract type name	GDS Contract
Purpose of contract	General
Contract start date	01/04/2006
Contract end date	

17/18 Contracted general activity (UDA)	7,125
Carry forward general activity (UDA)	108
17/18 Contracted orthodontic activity (UOA)	0
Carry forward orthodontic activity (UOA)	0
Baseline contract value	£343,143.20

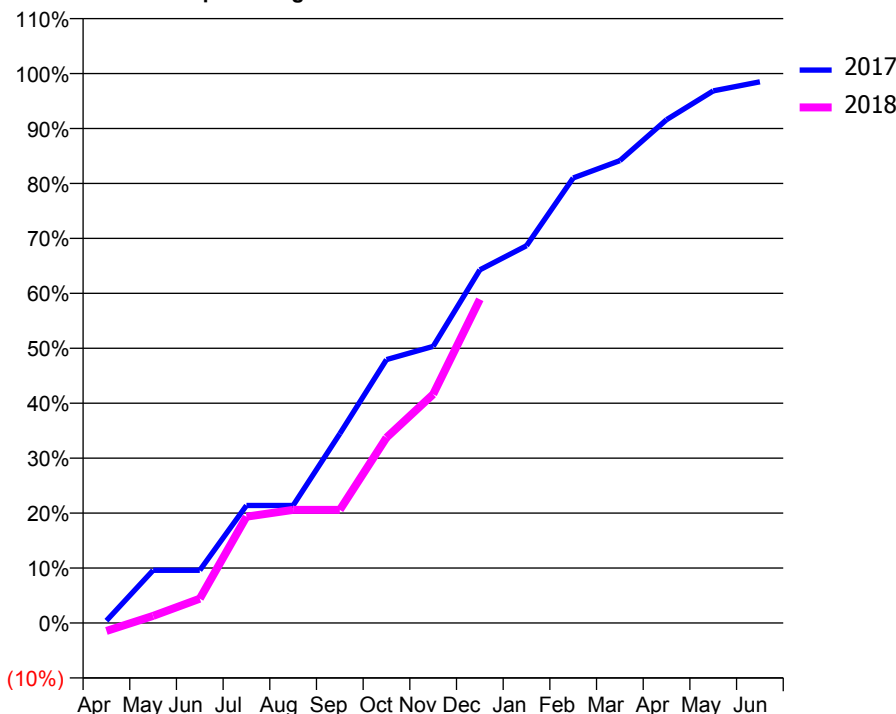
ACCESS*

Patients seen in 24 months	Total	Change since previous quarter
Quarter ending December 2016	2,986	
Quarter ending March 2017	2,910	↓
Quarter ending June 2017	2,862	↓
Quarter ending September 2017	2,806	↓
Quarter ending December 2017	3,031	↑
Variance since December 2016	1.5%	→



ACTIVITY

Cumulative percentage of contracted UDA delivered 2017 & 2018



Month	Adjusted Scheduled Activity (UDA)	
	2017	2018
April	30	-105
May	683	92
June	683	316
July	1,524	1,379
August	1,524	1,468
September	2,455	1,468
October	3,416	2,404
November	3,587	2,965
December	4,579	4,198
January	4,893	
February	5,771	
March	5,995	
April	6,526	
May	6,900	
June	7,017	

QUALITY

	Quantity	Base Number	Contract	AT	Region	England
% of FP17s for the same patient ID Re-attending within 3 months - Children	24	920	2.6%	10.0%	11.6%	12.0%
% of FP17s for the same patient ID Re-attending within 3 months - Adults	52	1,073	4.8%	15.6%	16.7%	15.9%
% of FP17s for the same patient ID Re-attending between 3 & 9 months - Children	239	920	26.0%	47.0%	47.3%	58.0%
% of FP17s for the same patient ID Re-attending between 3 & 9 months - Adults	171	1,073	15.9%	37.8%	38.3%	50.5%
% of FP17s for Band 1 Urgent Courses	45	1,637	2.7%	10.9%	10.5%	9.0%
% of FP17s Relating to Free Repair or Replacements	1	1,637	0.1%	0.6%	0.6%	0.8%
% of FP17s Relating to Continuations	3	1,637	0.2%	0.6%	0.8%	1.1%
% of Patients satisfied with the dentistry they have received	0	1	N/A	88.1%	89.0%	91.5%
% of Patients satisfied with the time they had to wait for an appointment	0	1	N/A	83.4%	84.2%	87.9%

* This is based on patients treated on this contract for their most recent course of treatment. Figures in italics indicate the base number of FP17s or Patient Questionnaire responses are less than 100. N/A is shown where the base number of responses is less than 10 during the period. % is calculated as Quantity/Base number*100

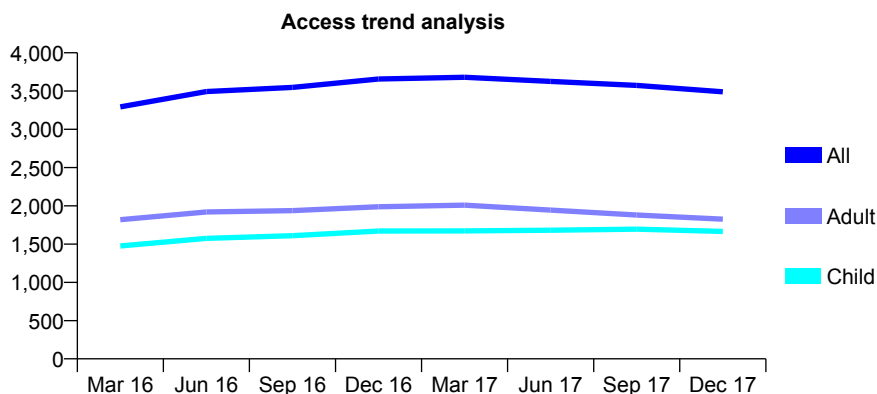
Q62 - Vital Signs At a Glance Contract Report for 341916/0001 - December 2017

Name or company name	MR G AL-SHAIKH RADI
Contract type name	GDS Contract
Purpose of contract	General
Contract start date	01/04/2006
Contract end date	

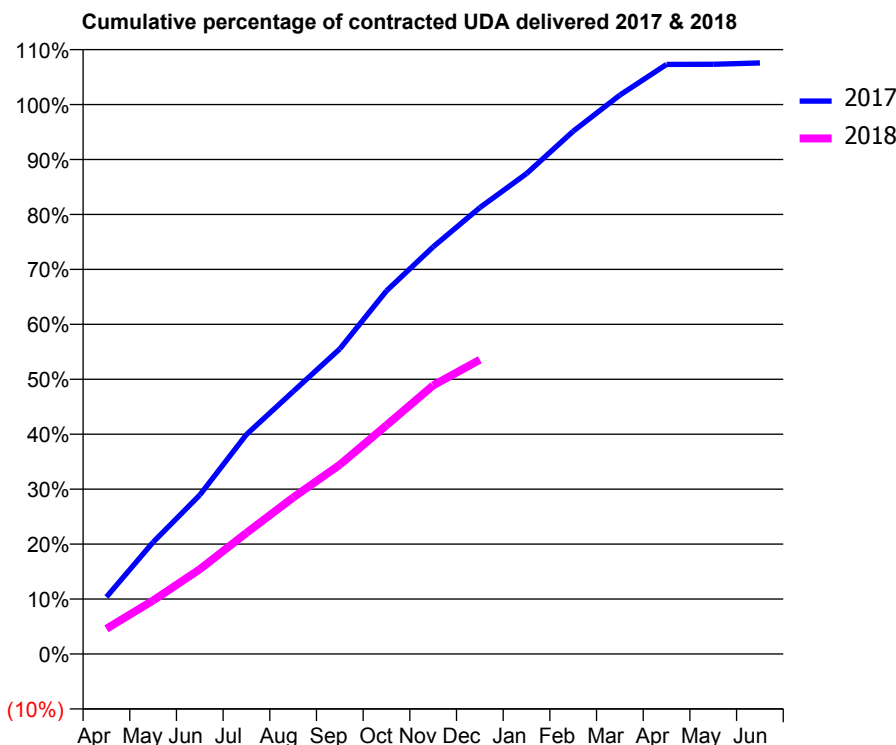
17/18 Contracted general activity (UDA)	11,917
Carry forward general activity (UDA)	-238
17/18 Contracted orthodontic activity (UOA)	0
Carry forward orthodontic activity (UOA)	0
Baseline contract value	£315,574.72

ACCESS*

Patients seen in 24 months	Total	Change since previous quarter
Quarter ending December 2016	3,657	
Quarter ending March 2017	3,681	→
Quarter ending June 2017	3,626	↓
Quarter ending September 2017	3,574	↓
Quarter ending December 2017	3,490	↓
Variance since December 2016	(4.6%)	↓



ACTIVITY



Month	Adjusted Scheduled Activity (UDA)	
	2017	2018
April	1,236	549
May	2,424	1,161
June	3,448	1,838
July	4,763	2,627
August	5,693	3,393
September	6,617	4,104
October	7,876	4,960
November	8,829	5,827
December	9,681	6,380
January	10,418	
February	11,338	
March	12,123	
April	12,787	
May	12,791	
June	12,817	

QUALITY

	Quantity	Base Number	Contract	AT	Region	England
% of FP17s for the same patient ID Re-attending within 3 months - Children	79	1,439	5.5%	10.0%	11.6%	12.0%
% of FP17s for the same patient ID Re-attending within 3 months - Adults	156	1,198	13.0%	15.6%	16.7%	15.9%
% of FP17s for the same patient ID Re-attending between 3 & 9 months - Children	596	1,439	41.4%	47.0%	47.3%	58.0%
% of FP17s for the same patient ID Re-attending between 3 & 9 months - Adults	393	1,198	32.8%	37.8%	38.3%	50.5%
% of FP17s for Band 1 Urgent Courses	201	2,354	8.5%	10.9%	10.5%	9.0%
% of FP17s Relating to Free Repair or Replacements	5	2,354	0.2%	0.6%	0.6%	0.8%
% of FP17s Relating to Continuations	25	2,354	1.1%	0.6%	0.8%	1.1%
% of Patients satisfied with the dentistry they have received	0	1	N/A	88.1%	89.0%	91.5%
% of Patients satisfied with the time they had to wait for an appointment	0	1	N/A	83.4%	84.2%	87.9%

* This is based on patients treated on this contract for their most recent course of treatment. Figures in italics indicate the base number of FP17s or Patient Questionnaire responses are less than 100. N/A is shown where the base number of responses is less than 10 during the period. % is calculated as Quantity/Base number*100

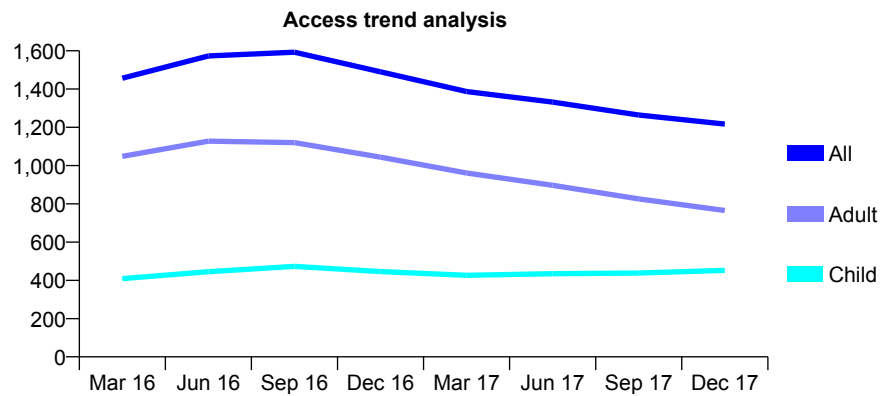
Q62 - Vital Signs At a Glance Contract Report for 341916/0002 - December 2017

Name or company name	MR G AL-SHAikh RADI
Contract type name	GDS Contract
Purpose of contract	General
Contract start date	01/04/2006
Contract end date	

17/18 Contracted general activity (UDA)	5,201
Carry forward general activity (UDA)	454
17/18 Contracted orthodontic activity (UOA)	0
Carry forward orthodontic activity (UOA)	0
Baseline contract value	£158,980.89

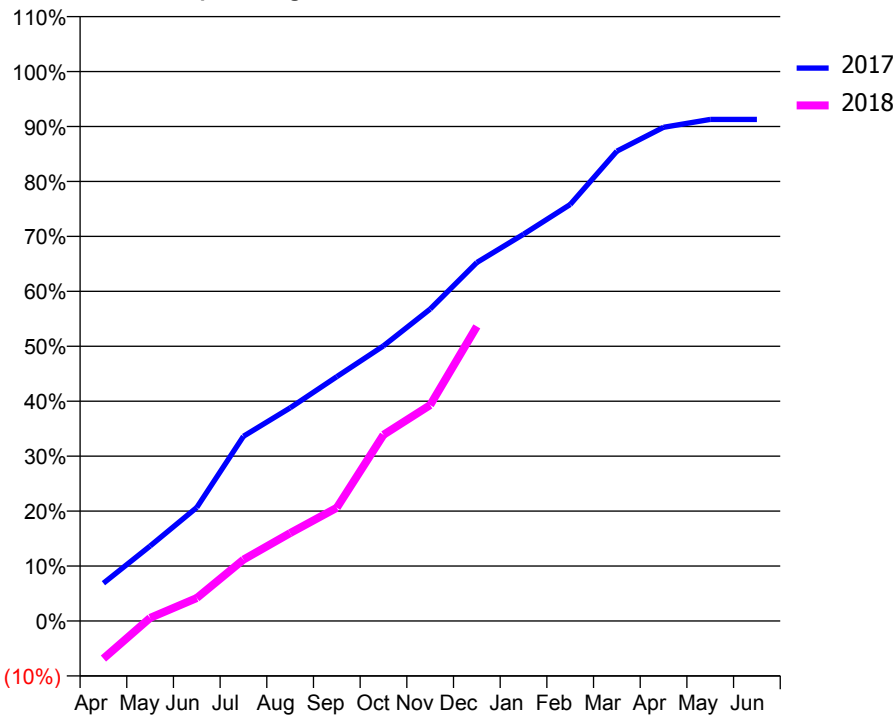
ACCESS*

Patients seen in 24 months	Total	Change since previous quarter
Quarter ending December 2016	1,490	
Quarter ending March 2017	1,387	↓
Quarter ending June 2017	1,332	↓
Quarter ending September 2017	1,264	↓
Quarter ending December 2017	1,217	↓
Variance since December 2016	(18.3%)	↓



ACTIVITY

Cumulative percentage of contracted UDA delivered 2017 & 2018



Month	Adjusted Scheduled Activity (UDA)	
	2017	2018
April	357	-356
May	710	30
June	1,074	218
July	1,748	581
August	2,017	833
September	2,313	1,073
October	2,605	1,763
November	2,953	2,044
December	3,394	2,789
January	3,661	
February	3,942	
March	4,447	
April	4,673	
May	4,747	
June	4,747	

QUALITY

	Quantity	Base Number	Contract	AT	Region	England
% of FP17s for the same patient ID Re-attending within 3 months - Children	34	401	8.5%	10.0%	11.6%	12.0%
% of FP17s for the same patient ID Re-attending within 3 months - Adults	92	508	18.1%	15.6%	16.7%	15.9%
% of FP17s for the same patient ID Re-attending between 3 & 9 months - Children	138	401	34.4%	47.0%	47.3%	58.0%
% of FP17s for the same patient ID Re-attending between 3 & 9 months - Adults	127	508	25.0%	37.8%	38.3%	50.5%
% of FP17s for Band 1 Urgent Courses	40	838	4.8%	10.9%	10.5%	9.0%
% of FP17s Relating to Free Repair or Replacements	0	838	0.0%	0.6%	0.6%	0.8%
% of FP17s Relating to Continuations	0	838	0.0%	0.6%	0.8%	1.1%
% of Patients satisfied with the dentistry they have received	0	1	N/A	88.1%	89.0%	91.5%
% of Patients satisfied with the time they had to wait for an appointment	0	1	N/A	83.4%	84.2%	87.9%

* This is based on patients treated on this contract for their most recent course of treatment. Figures in italics indicate the base number of FP17s or Patient Questionnaire responses are less than 100. N/A is shown where the base number of responses is less than 10 during the period. % is calculated as Quantity/Base number*100

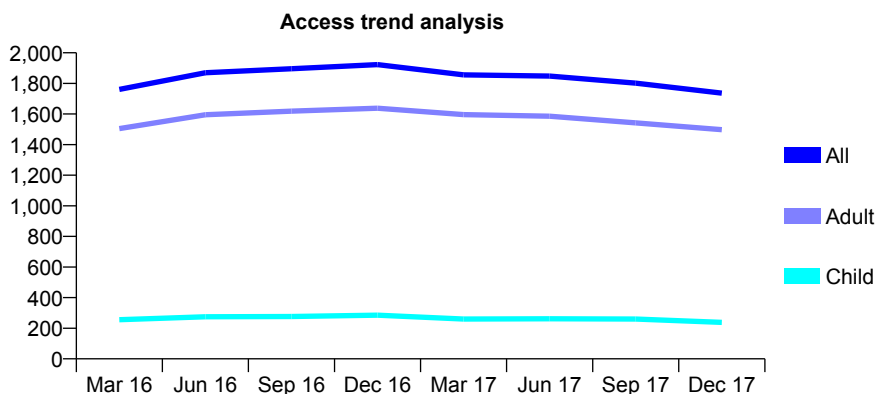
Q62 - Vital Signs At a Glance Contract Report for 343110/0001 - December 2017

Name or company name	MR S SENGUPTA
Contract type name	GDS Contract
Purpose of contract	General
Contract start date	01/04/2006
Contract end date	

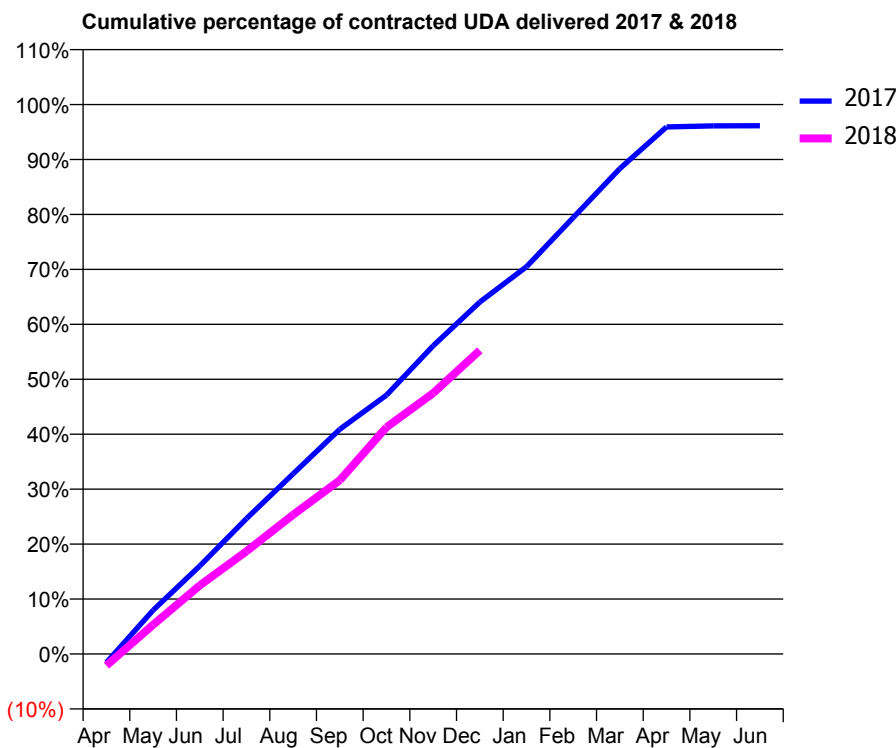
17/18 Contracted general activity (UDA)	6,927
Carry forward general activity (UDA)	268
17/18 Contracted orthodontic activity (UOA)	0
Carry forward orthodontic activity (UOA)	0
Baseline contract value	£239,865.39

ACCESS*

Patients seen in 24 months	Total	Change since previous quarter
Quarter ending December 2016	1,923	
Quarter ending March 2017	1,856	↓
Quarter ending June 2017	1,848	→
Quarter ending September 2017	1,802	↓
Quarter ending December 2017	1,736	↓
Variance since December 2016	(9.7%)	↓



ACTIVITY



Month	Adjusted Scheduled Activity (UDA)	
	2017	2018
April	-109	-147
May	553	370
June	1,110	864
July	1,706	1,295
August	2,272	1,755
September	2,833	2,191
October	3,264	2,858
November	3,886	3,288
December	4,436	3,828
January	4,883	
February	5,501	
March	6,120	
April	6,644	
May	6,657	
June	6,659	

QUALITY

	Quantity	Base Number	Contract	AT	Region	England
% of FP17s for the same patient ID Re-attending within 3 months - Children	7	185	3.8%	10.0%	11.6%	12.0%
% of FP17s for the same patient ID Re-attending within 3 months - Adults	119	1,032	11.5%	15.6%	16.7%	15.9%
% of FP17s for the same patient ID Re-attending between 3 & 9 months - Children	66	185	35.7%	47.0%	47.3%	58.0%
% of FP17s for the same patient ID Re-attending between 3 & 9 months - Adults	337	1,032	32.7%	37.8%	38.3%	50.5%
% of FP17s for Band 1 Urgent Courses	41	1,127	3.6%	10.9%	10.5%	9.0%
% of FP17s Relating to Free Repair or Replacements	4	1,127	0.4%	0.6%	0.6%	0.8%
% of FP17s Relating to Continuations	15	1,127	1.3%	0.6%	0.8%	1.1%
% of Patients satisfied with the dentistry they have received	1	1	N/A	88.1%	89.0%	91.5%
% of Patients satisfied with the time they had to wait for an appointment	1	1	N/A	83.4%	84.2%	87.9%

* This is based on patients treated on this contract for their most recent course of treatment. Figures in italics indicate the base number of FP17s or Patient Questionnaire responses are less than 100. N/A is shown where the base number of responses is less than 10 during the period. % is calculated as Quantity/Base number*100

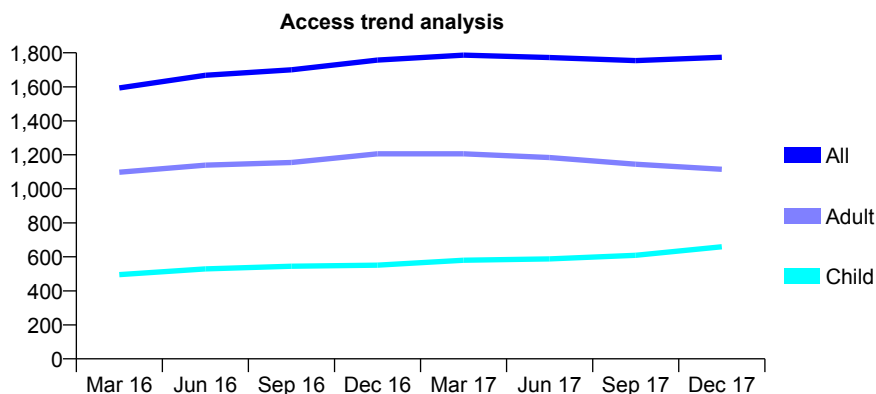
Q62 - Vital Signs At a Glance Contract Report for 343668/0001 - December 2017

Name or company name	MR PS PANESAR
Contract type name	GDS Contract
Purpose of contract	General
Contract start date	15/11/2007
Contract end date	

17/18 Contracted general activity (UDA)	5,175
Carry forward general activity (UDA)	6
17/18 Contracted orthodontic activity (UOA)	0
Carry forward orthodontic activity (UOA)	0
Baseline contract value	£145,263.22

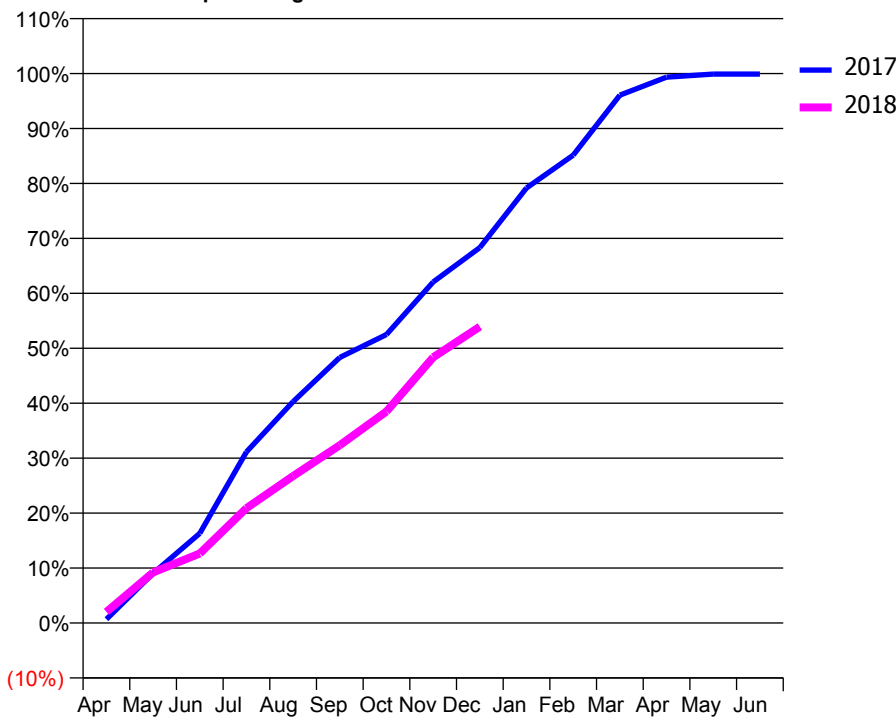
ACCESS*

Patients seen in 24 months	Total	Change since previous quarter
Quarter ending December 2016	1,757	
Quarter ending March 2017	1,786	→
Quarter ending June 2017	1,772	→
Quarter ending September 2017	1,754	↓
Quarter ending December 2017	1,774	→
Variance since December 2016	1.0%	→



ACTIVITY

Cumulative percentage of contracted UDA delivered 2017 & 2018



Month	Adjusted Scheduled Activity (UDA)	
	2017	2018
April	36	105
May	468	477
June	844	654
July	1,612	1,082
August	2,086	1,384
September	2,501	1,675
October	2,717	1,993
November	3,211	2,502
December	3,536	2,791
January	4,097	
February	4,407	
March	4,971	
April	5,141	
May	5,169	
June	5,169	

QUALITY

	Quantity	Base Number	Contract	AT	Region	England
% of FP17s for the same patient ID Re-attending within 3 months - Children	37	537	6.9%	10.0%	11.6%	12.0%
% of FP17s for the same patient ID Re-attending within 3 months - Adults	57	620	9.2%	15.6%	16.7%	15.9%
% of FP17s for the same patient ID Re-attending between 3 & 9 months - Children	195	537	36.3%	47.0%	47.3%	58.0%
% of FP17s for the same patient ID Re-attending between 3 & 9 months - Adults	165	620	26.6%	37.8%	38.3%	50.5%
% of FP17s for Band 1 Urgent Courses	105	1,042	10.1%	10.9%	10.5%	9.0%
% of FP17s Relating to Free Repair or Replacements	8	1,042	0.8%	0.6%	0.6%	0.8%
% of FP17s Relating to Continuations	2	1,042	0.2%	0.6%	0.8%	1.1%
% of Patients satisfied with the dentistry they have received	1	1	N/A	88.1%	89.0%	91.5%
% of Patients satisfied with the time they had to wait for an appointment	1	1	N/A	83.4%	84.2%	87.9%

* This is based on patients treated on this contract for their most recent course of treatment. Figures in italics indicate the base number of FP17s or Patient Questionnaire responses are less than 100. N/A is shown where the base number of responses is less than 10 during the period. % is calculated as Quantity/Base number*100

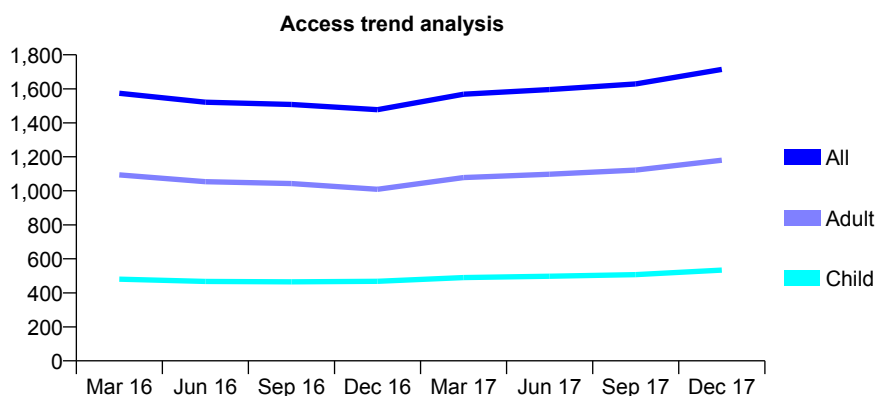
Q62 - Vital Signs At a Glance Contract Report for 345075/0001 - December 2017

Name or company name	MR S AKRAM
Contract type name	GDS Contract
Purpose of contract	General
Contract start date	25/11/2009
Contract end date	

17/18 Contracted general activity (UDA)	5,048
Carry forward general activity (UDA)	0
17/18 Contracted orthodontic activity (UOA)	0
Carry forward orthodontic activity (UOA)	0
Baseline contract value	£148,218.09

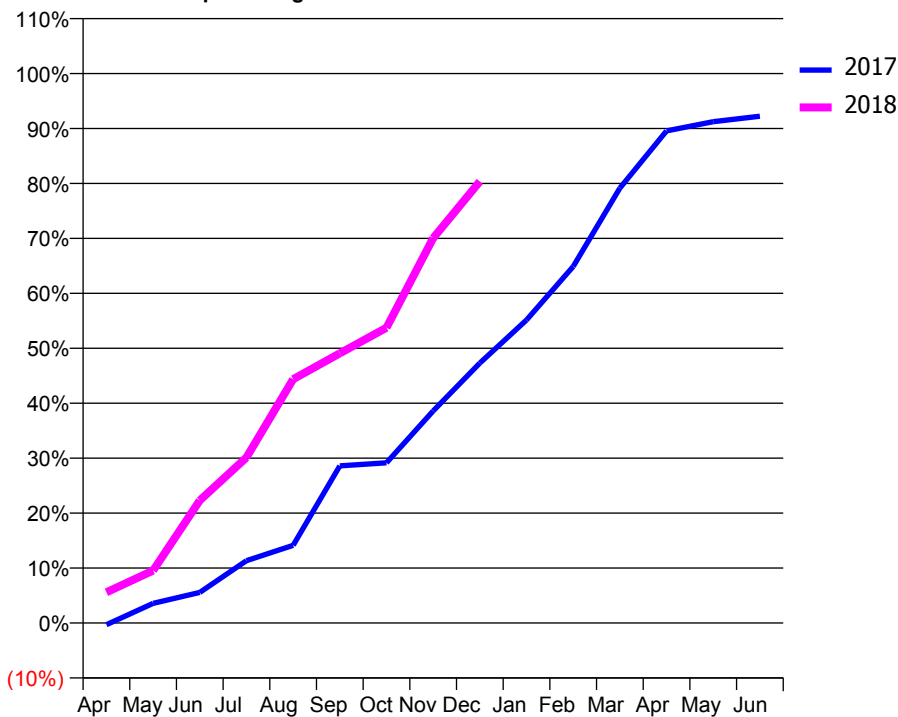
ACCESS*

Patients seen in 24 months	Total	Change since previous quarter
Quarter ending December 2016	1,477	
Quarter ending March 2017	1,568	↑
Quarter ending June 2017	1,596	→
Quarter ending September 2017	1,629	↑
Quarter ending December 2017	1,714	↑
Variance since December 2016	16.0%	↑



ACTIVITY

Cumulative percentage of contracted UDA delivered 2017 & 2018



Month	Adjusted Scheduled Activity (UDA)	
	2017	2018
April	-16	282
May	181	482
June	281	1,126
July	573	1,521
August	714	2,240
September	1,443	2,477
October	1,471	2,713
November	1,948	3,536
December	2,388	4,057
January	2,784	
February	3,275	
March	3,995	
April	4,521	
May	4,605	
June	4,655	

QUALITY

	Quantity	Base Number	Contract	AT	Region	England
% of FP17s for the same patient ID Re-attending within 3 months - Children	44	524	8.4%	10.0%	11.6%	12.0%
% of FP17s for the same patient ID Re-attending within 3 months - Adults	182	1,057	17.2%	15.6%	16.7%	15.9%
% of FP17s for the same patient ID Re-attending between 3 & 9 months - Children	250	524	47.7%	47.0%	47.3%	58.0%
% of FP17s for the same patient ID Re-attending between 3 & 9 months - Adults	343	1,057	32.5%	37.8%	38.3%	50.5%
% of FP17s for Band 1 Urgent Courses	199	1,410	14.1%	10.9%	10.5%	9.0%
% of FP17s Relating to Free Repair or Replacements	5	1,410	0.4%	0.6%	0.6%	0.8%
% of FP17s Relating to Continuations	0	1,410	0.0%	0.6%	0.8%	1.1%
% of Patients satisfied with the dentistry they have received	2	2	N/A	88.1%	89.0%	91.5%
% of Patients satisfied with the time they had to wait for an appointment	2	2	N/A	83.4%	84.2%	87.9%

* This is based on patients treated on this contract for their most recent course of treatment. Figures in italics indicate the base number of FP17s or Patient Questionnaire responses are less than 100. N/A is shown where the base number of responses is less than 10 during the period. % is calculated as Quantity/Base number*100

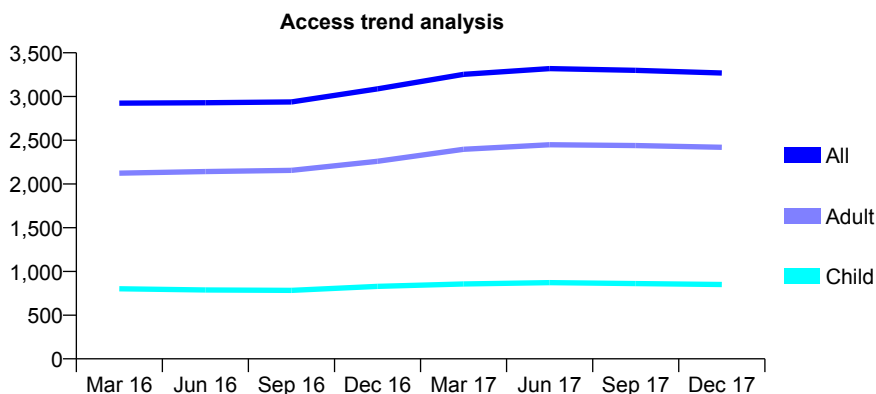
Q62 - Vital Signs At a Glance Contract Report for 352748/0001 - December 2017

Name or company name	MR DV CHAN
Contract type name	GDS Contract
Purpose of contract	General
Contract start date	01/04/2006
Contract end date	

17/18 Contracted general activity (UDA)	9,078
Carry forward general activity (UDA)	247
17/18 Contracted orthodontic activity (UOA)	0
Carry forward orthodontic activity (UOA)	0
Baseline contract value	£280,018.07

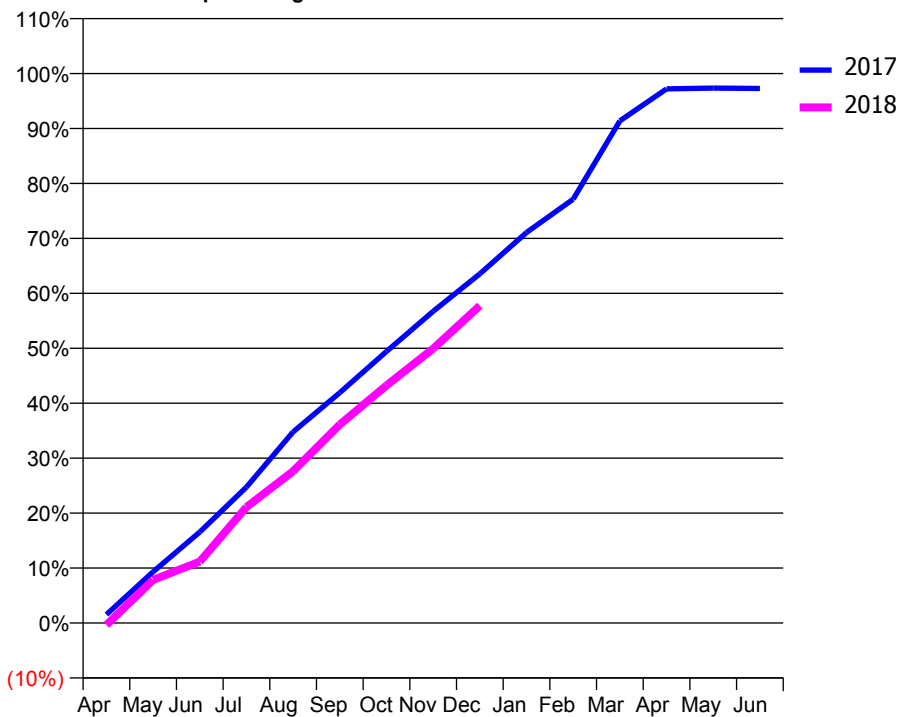
ACCESS*

Patients seen in 24 months	Total	Change since previous quarter
Quarter ending December 2016	3,088	
Quarter ending March 2017	3,254	↑
Quarter ending June 2017	3,320	↑
Quarter ending September 2017	3,300	→
Quarter ending December 2017	3,269	→
Variance since December 2016	5.9%	↑



ACTIVITY

Cumulative percentage of contracted UDA delivered 2017 & 2018



Month	Adjusted Scheduled Activity (UDA)	
	2017	2018
April	141	-35
May	847	713
June	1,504	1,014
July	2,247	1,916
August	3,157	2,508
September	3,806	3,278
October	4,486	3,924
November	5,148	4,532
December	5,769	5,243
January	6,452	
February	7,003	
March	8,295	
April	8,825	
May	8,838	
June	8,831	

QUALITY

	Quantity	Base Number	Contract	AT	Region	England
% of FP17s for the same patient ID Re-attending within 3 months - Children	70	965	7.3%	10.0%	11.6%	12.0%
% of FP17s for the same patient ID Re-attending within 3 months - Adults	229	2,328	9.8%	15.6%	16.7%	15.9%
% of FP17s for the same patient ID Re-attending between 3 & 9 months - Children	627	965	65.0%	47.0%	47.3%	58.0%
% of FP17s for the same patient ID Re-attending between 3 & 9 months - Adults	1,462	2,328	62.8%	37.8%	38.3%	50.5%
% of FP17s for Band 1 Urgent Courses	202	2,745	7.4%	10.9%	10.5%	9.0%
% of FP17s Relating to Free Repair or Replacements	10	2,745	0.4%	0.6%	0.6%	0.8%
% of FP17s Relating to Continuations	3	2,745	0.1%	0.6%	0.8%	1.1%
% of Patients satisfied with the dentistry they have received	2	2	N/A	88.1%	89.0%	91.5%
% of Patients satisfied with the time they had to wait for an appointment	2	2	N/A	83.4%	84.2%	87.9%

* This is based on patients treated on this contract for their most recent course of treatment. Figures in italics indicate the base number of FP17s or Patient Questionnaire responses are less than 100. N/A is shown where the base number of responses is less than 10 during the period. % is calculated as Quantity/Base number*100

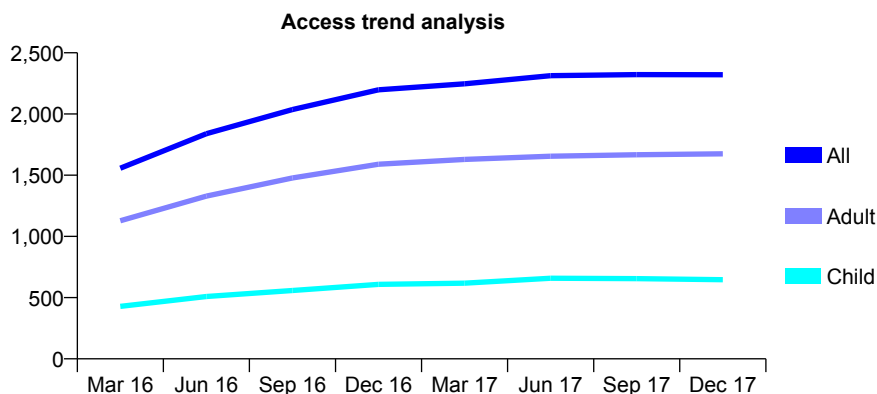
Q62 - Vital Signs At a Glance Contract Report for 353213/0003 - December 2017

Name or company name	Chiswick Dental Care Ltd
Contract type name	GDS Contract
Purpose of contract	General
Contract start date	01/04/2015
Contract end date	

17/18 Contracted general activity (UDA)	5,500
Carry forward general activity (UDA)	-110
17/18 Contracted orthodontic activity (UOA)	0
Carry forward orthodontic activity (UOA)	0
Baseline contract value	£136,037.84

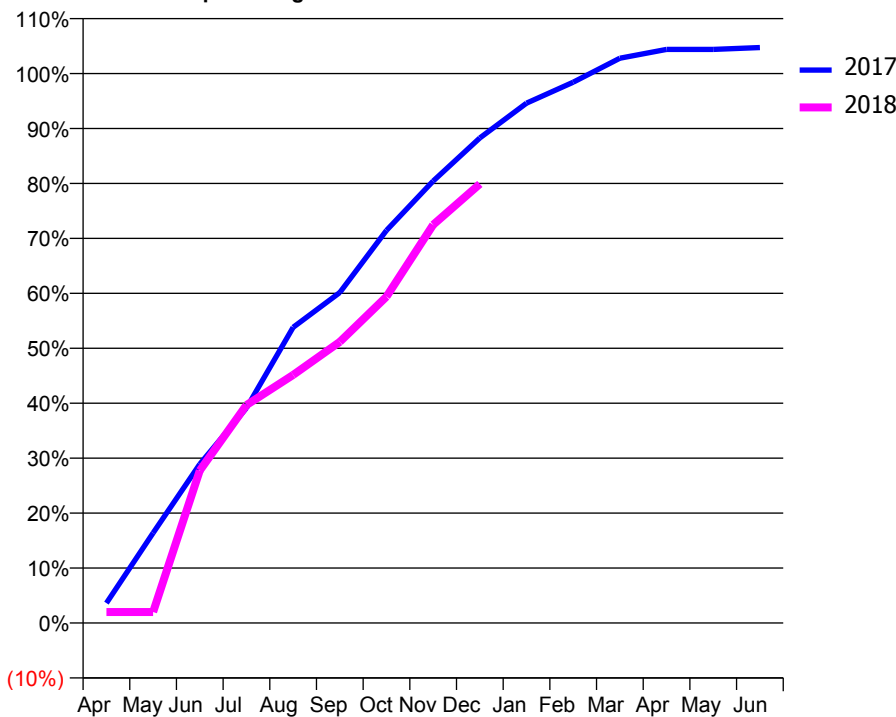
ACCESS*

Patients seen in 24 months	Total	Change since previous quarter
Quarter ending December 2016	2,198	
Quarter ending March 2017	2,247	↑
Quarter ending June 2017	2,313	↑
Quarter ending September 2017	2,322	→
Quarter ending December 2017	2,321	→
Variance since December 2016	5.6%	↑



ACTIVITY

Cumulative percentage of contracted UDA delivered 2017 & 2018



Month	Adjusted Scheduled Activity (UDA)	
	2017	2018
April	200	110
May	902	110
June	1,590	1,526
July	2,153	2,182
August	2,959	2,483
September	3,307	2,814
October	3,930	3,266
November	4,424	3,987
December	4,855	4,394
January	5,203	
February	5,412	
March	5,654	
April	5,741	
May	5,741	
June	5,759	

QUALITY

	Quantity	Base Number	Contract	AT	Region	England
% of FP17s for the same patient ID Re-attending within 3 months - Children	30	598	5.0%	10.0%	11.6%	12.0%
% of FP17s for the same patient ID Re-attending within 3 months - Adults	173	1,466	11.8%	15.6%	16.7%	15.9%
% of FP17s for the same patient ID Re-attending between 3 & 9 months - Children	268	598	44.8%	47.0%	47.3%	58.0%
% of FP17s for the same patient ID Re-attending between 3 & 9 months - Adults	643	1,466	43.9%	37.8%	38.3%	50.5%
% of FP17s for Band 1 Urgent Courses	144	1,979	7.3%	10.9%	10.5%	9.0%
% of FP17s Relating to Free Repair or Replacements	9	1,979	0.5%	0.6%	0.6%	0.8%
% of FP17s Relating to Continuations	4	1,979	0.2%	0.6%	0.8%	1.1%
% of Patients satisfied with the dentistry they have received	0	0	N/A	88.1%	89.0%	91.5%
% of Patients satisfied with the time they had to wait for an appointment	0	0	N/A	83.4%	84.2%	87.9%

* This is based on patients treated on this contract for their most recent course of treatment. Figures in italics indicate the base number of FP17s or Patient Questionnaire responses are less than 100. N/A is shown where the base number of responses is less than 10 during the period. % is calculated as Quantity/Base number*100

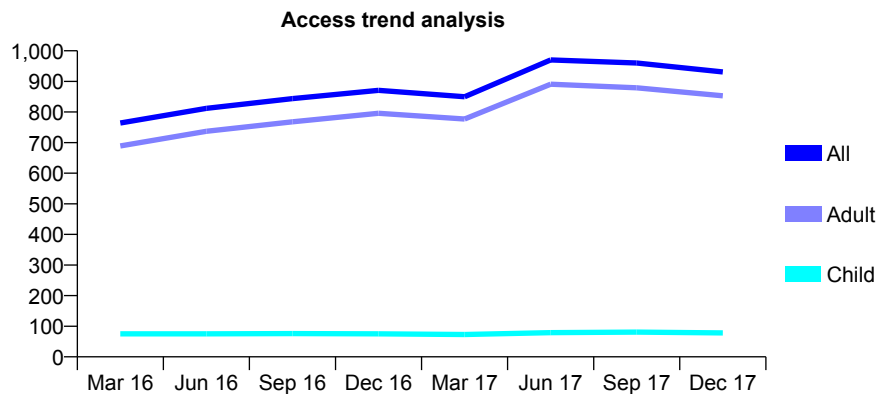
Q62 - Vital Signs At a Glance Contract Report for 355569/0002 - December 2017

Name or company name	MISS S LALANI
Contract type name	GDS Contract
Purpose of contract	General
Contract start date	09/05/2006
Contract end date	

17/18 Contracted general activity (UDA)	4,500
Carry forward general activity (UDA)	85
17/18 Contracted orthodontic activity (UOA)	0
Carry forward orthodontic activity (UOA)	0
Baseline contract value	£138,468.05

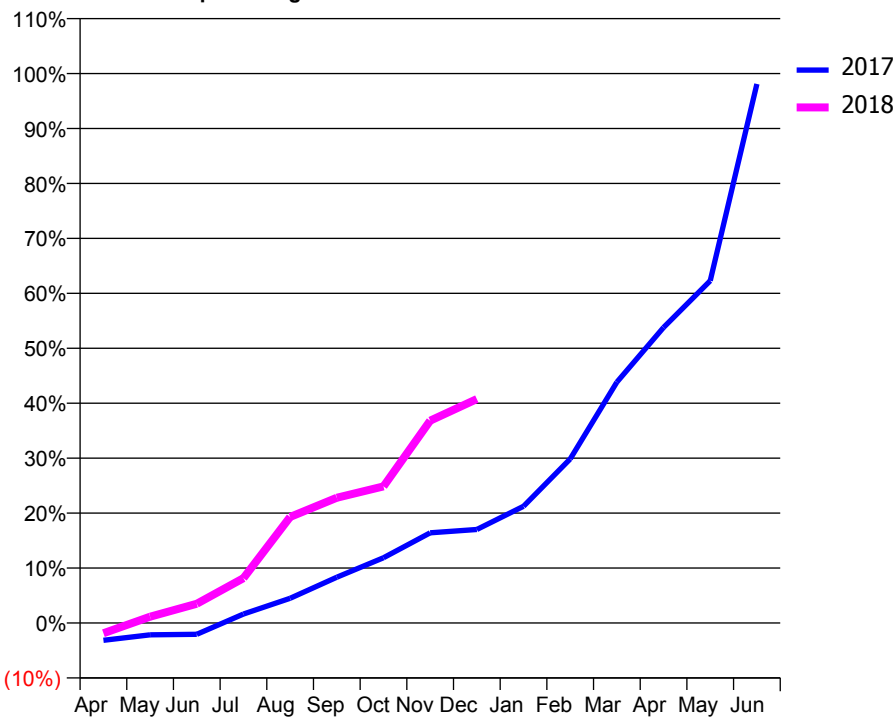
ACCESS*

Patients seen in 24 months	Total	Change since previous quarter
Quarter ending December 2016	871	
Quarter ending March 2017	850	↓
Quarter ending June 2017	970	↑
Quarter ending September 2017	960	↓
Quarter ending December 2017	931	↓
Variance since December 2016	6.9%	↑



ACTIVITY

Cumulative percentage of contracted UDA delivered 2017 & 2018



Month	Adjusted Scheduled Activity (UDA)	
	2017	2018
April	-142	-85
May	-97	51
June	-93	157
July	73	368
August	202	869
September	375	1,026
October	534	1,119
November	739	1,657
December	766	1,834
January	956	
February	1,344	
March	1,973	
April	2,420	
May	2,802	
June	4,415	

QUALITY

	Quantity	Base Number	Contract	AT	Region	England
% of FP17s for the same patient ID Re-attending within 3 months - Children	3	61	4.9%	10.0%	11.6%	12.0%
% of FP17s for the same patient ID Re-attending within 3 months - Adults	79	661	12.0%	15.6%	16.7%	15.9%
% of FP17s for the same patient ID Re-attending between 3 & 9 months - Children	13	61	21.3%	47.0%	47.3%	58.0%
% of FP17s for the same patient ID Re-attending between 3 & 9 months - Adults	145	661	21.9%	37.8%	38.3%	50.5%
% of FP17s for Band 1 Urgent Courses	89	489	18.2%	10.9%	10.5%	9.0%
% of FP17s Relating to Free Repair or Replacements	0	489	0.0%	0.6%	0.6%	0.8%
% of FP17s Relating to Continuations	1	489	0.2%	0.6%	0.8%	1.1%
% of Patients satisfied with the dentistry they have received	2	2	N/A	88.1%	89.0%	91.5%
% of Patients satisfied with the time they had to wait for an appointment	2	2	N/A	83.4%	84.2%	87.9%

* This is based on patients treated on this contract for their most recent course of treatment. Figures in italics indicate the base number of FP17s or Patient Questionnaire responses are less than 100. N/A is shown where the base number of responses is less than 10 during the period. % is calculated as Quantity/Base number*100

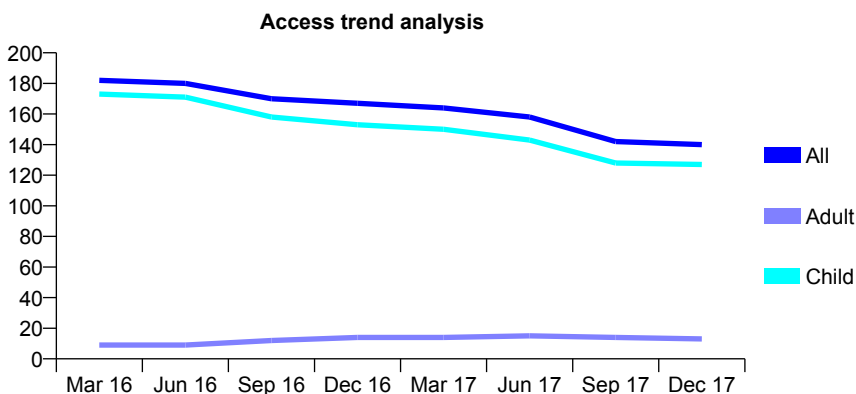
Q62 - Vital Signs At a Glance Contract Report for 355968/0001 - December 2017

Name or company name	MR JP RUPARELIA
Contract type name	GDS Contract
Purpose of contract	General
Contract start date	01/05/2007
Contract end date	

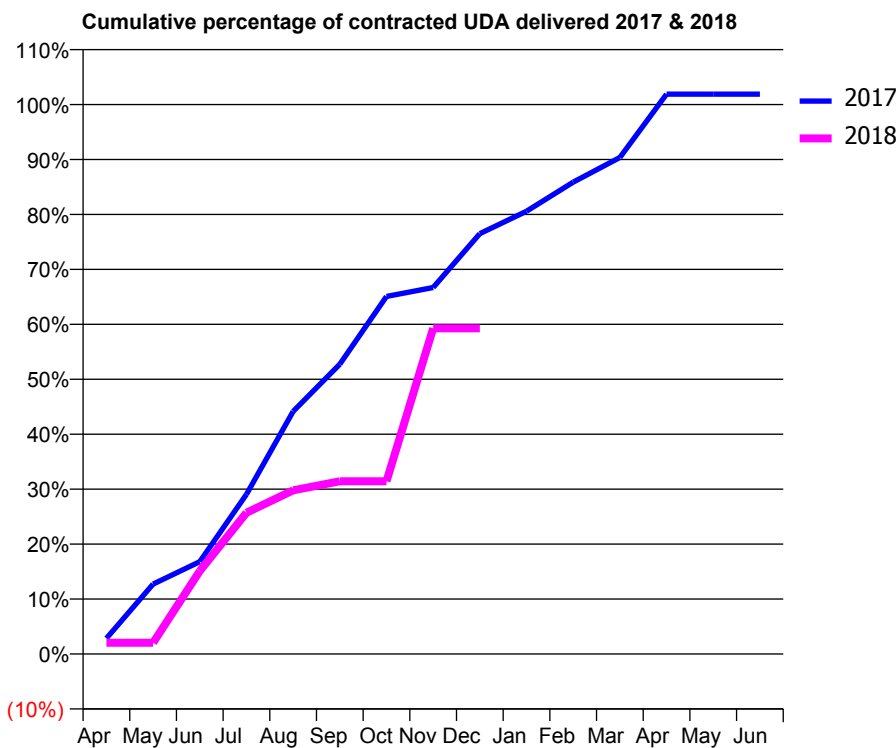
17/18 Contracted general activity (UDA)	245
Carry forward general activity (UDA)	-5
17/18 Contracted orthodontic activity (UOA)	0
Carry forward orthodontic activity (UOA)	0
Baseline contract value	£5,790.69

ACCESS*

Patients seen in 24 months	Total	Change since previous quarter
Quarter ending December 2016	167	
Quarter ending March 2017	164	↓
Quarter ending June 2017	158	↓
Quarter ending September 2017	142	↓
Quarter ending December 2017	140	↓
Variance since December 2016	(16.2%)	↓



ACTIVITY



Month	Adjusted Scheduled Activity (UDA)	
	2017	2018
April	7	5
May	31	5
June	41	37
July	71	63
August	108	73
September	129	77
October	159	77
November	163	145
December	187	145
January	197	
February	210	
March	221	
April	250	
May	250	
June	250	

QUALITY

	Quantity	Base Number	Contract	AT	Region	England
% of FP17s for the same patient ID Re-attending within 3 months - Children	5	110	4.5%	10.0%	11.6%	12.0%
% of FP17s for the same patient ID Re-attending within 3 months - Adults	0	8	0.0%	15.6%	16.7%	15.9%
% of FP17s for the same patient ID Re-attending between 3 & 9 months - Children	40	110	36.4%	47.0%	47.3%	58.0%
% of FP17s for the same patient ID Re-attending between 3 & 9 months - Adults	2	8	25.0%	37.8%	38.3%	50.5%
% of FP17s for Band 1 Urgent Courses	1	100	1.0%	10.9%	10.5%	9.0%
% of FP17s Relating to Free Repair or Replacements	0	100	0.0%	0.6%	0.6%	0.8%
% of FP17s Relating to Continuations	0	100	0.0%	0.6%	0.8%	1.1%
% of Patients satisfied with the dentistry they have received	0	0	N/A	88.1%	89.0%	91.5%
% of Patients satisfied with the time they had to wait for an appointment	0	0	N/A	83.4%	84.2%	87.9%

* This is based on patients treated on this contract for their most recent course of treatment. Figures in italics indicate the base number of FP17s or Patient Questionnaire responses are less than 100. N/A is shown where the base number of responses is less than 10 during the period. % is calculated as Quantity/Base number*100

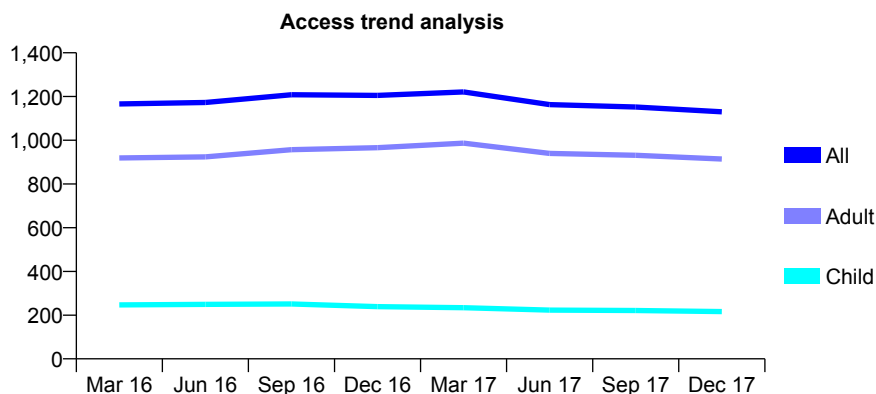
Q62 - Vital Signs At a Glance Contract Report for 358037/0001 - December 2017

Name or company name	MR MR NAJAFI
Contract type name	GDS Contract
Purpose of contract	General
Contract start date	01/04/2006
Contract end date	

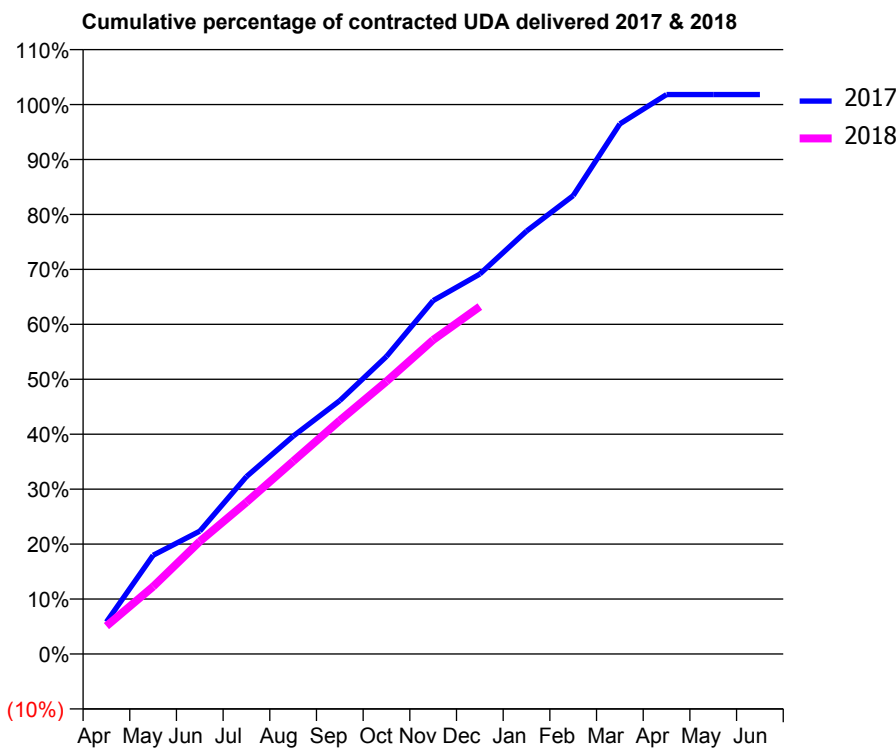
17/18 Contracted general activity (UDA)	4,196
Carry forward general activity (UDA)	-76
17/18 Contracted orthodontic activity (UOA)	0
Carry forward orthodontic activity (UOA)	0
Baseline contract value	£110,110.05

ACCESS*

Patients seen in 24 months	Total	Change since previous quarter
Quarter ending December 2016	1,205	
Quarter ending March 2017	1,221	→
Quarter ending June 2017	1,163	↓
Quarter ending September 2017	1,152	→
Quarter ending December 2017	1,130	↓
Variance since December 2016	(6.2%)	↓



ACTIVITY



Month	Adjusted Scheduled Activity (UDA)	
	2017	2018
April	244	214
May	754	514
June	939	860
July	1,355	1,160
August	1,663	1,472
September	1,935	1,784
October	2,272	2,082
November	2,698	2,399
December	2,901	2,653
January	3,229	
February	3,500	
March	4,048	
April	4,272	
May	4,272	
June	4,272	

QUALITY

	Quantity	Base Number	Contract	AT	Region	England
% of FP17s for the same patient ID Re-attending within 3 months - Children	16	210	7.6%	10.0%	11.6%	12.0%
% of FP17s for the same patient ID Re-attending within 3 months - Adults	76	602	12.6%	15.6%	16.7%	15.9%
% of FP17s for the same patient ID Re-attending between 3 & 9 months - Children	98	210	46.7%	47.0%	47.3%	58.0%
% of FP17s for the same patient ID Re-attending between 3 & 9 months - Adults	200	602	33.2%	37.8%	38.3%	50.5%
% of FP17s for Band 1 Urgent Courses	113	740	15.3%	10.9%	10.5%	9.0%
% of FP17s Relating to Free Repair or Replacements	2	740	0.3%	0.6%	0.6%	0.8%
% of FP17s Relating to Continuations	1	740	0.1%	0.6%	0.8%	1.1%
% of Patients satisfied with the dentistry they have received	1	1	N/A	88.1%	89.0%	91.5%
% of Patients satisfied with the time they had to wait for an appointment	1	1	N/A	83.4%	84.2%	87.9%

* This is based on patients treated on this contract for their most recent course of treatment. Figures in italics indicate the base number of FP17s or Patient Questionnaire responses are less than 100. N/A is shown where the base number of responses is less than 10 during the period. % is calculated as Quantity/Base number*100

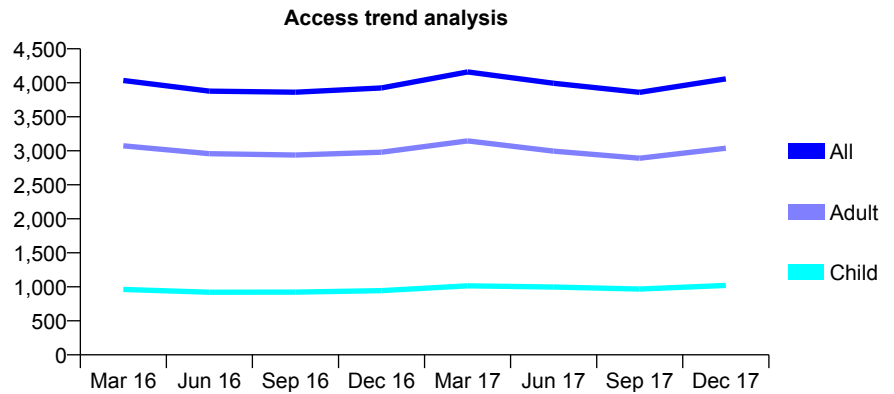
Q62 - Vital Signs At a Glance Contract Report for 359270/0001 - December 2017

Name or company name	MR AF RAI
Contract type name	GDS Contract
Purpose of contract	General
Contract start date	01/02/2009
Contract end date	

17/18 Contracted general activity (UDA)	9,679
Carry forward general activity (UDA)	285
17/18 Contracted orthodontic activity (UOA)	0
Carry forward orthodontic activity (UOA)	0
Baseline contract value	£205,818.67

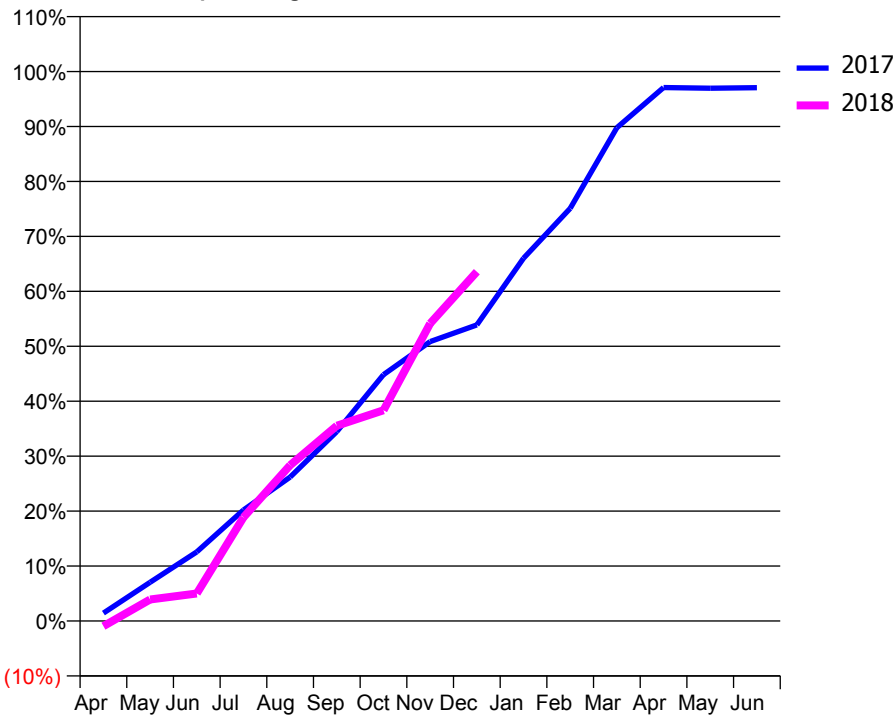
ACCESS*

Patients seen in 24 months	Total	Change since previous quarter
Quarter ending December 2016	3,924	
Quarter ending March 2017	4,160	↑
Quarter ending June 2017	3,993	↓
Quarter ending September 2017	3,859	↓
Quarter ending December 2017	4,058	↑
Variance since December 2016	3.4%	↑



ACTIVITY

Cumulative percentage of contracted UDA delivered 2017 & 2018



Month	Adjusted Scheduled Activity (UDA)	
	2017	2018
April	139	-93
May	681	378
June	1,218	484
July	1,956	1,826
August	2,535	2,746
September	3,335	3,439
October	4,339	3,711
November	4,921	5,240
December	5,216	6,153
January	6,391	
February	7,269	
March	8,689	
April	9,397	
May	9,386	
June	9,394	

QUALITY

	Quantity	Base Number	Contract	AT	Region	England
% of FP17s for the same patient ID Re-attending within 3 months - Children	67	999	6.7%	10.0%	11.6%	12.0%
% of FP17s for the same patient ID Re-attending within 3 months - Adults	296	2,696	11.0%	15.6%	16.7%	15.9%
% of FP17s for the same patient ID Re-attending between 3 & 9 months - Children	571	999	57.2%	47.0%	47.3%	58.0%
% of FP17s for the same patient ID Re-attending between 3 & 9 months - Adults	1,171	2,696	43.4%	37.8%	38.3%	50.5%
% of FP17s for Band 1 Urgent Courses	201	3,394	5.9%	10.9%	10.5%	9.0%
% of FP17s Relating to Free Repair or Replacements	23	3,394	0.7%	0.6%	0.6%	0.8%
% of FP17s Relating to Continuations	55	3,394	1.6%	0.6%	0.8%	1.1%
% of Patients satisfied with the dentistry they have received	2	3	N/A	88.1%	89.0%	91.5%
% of Patients satisfied with the time they had to wait for an appointment	3	3	N/A	83.4%	84.2%	87.9%

* This is based on patients treated on this contract for their most recent course of treatment. Figures in italics indicate the base number of FP17s or Patient Questionnaire responses are less than 100. N/A is shown where the base number of responses is less than 10 during the period. % is calculated as Quantity/Base number*100

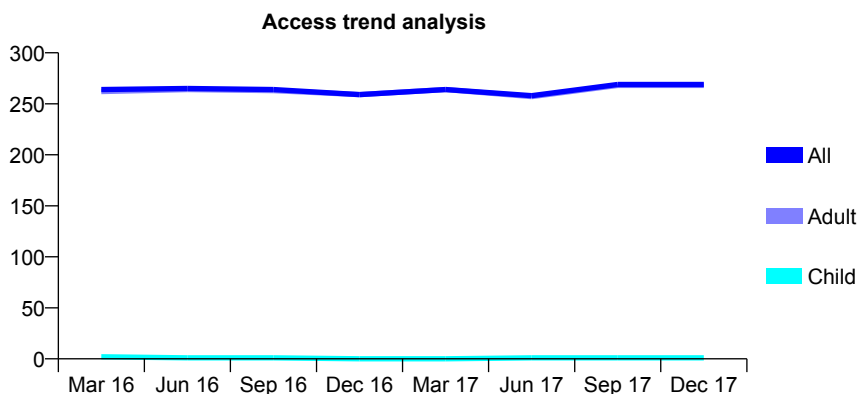
Q62 - Vital Signs At a Glance Contract Report for 359270/0006 - December 2017

Name or company name	MR AF RAI
Contract type name	PDS Contract
Purpose of contract	General
Contract start date	11/01/2010
Contract end date	31/03/2018

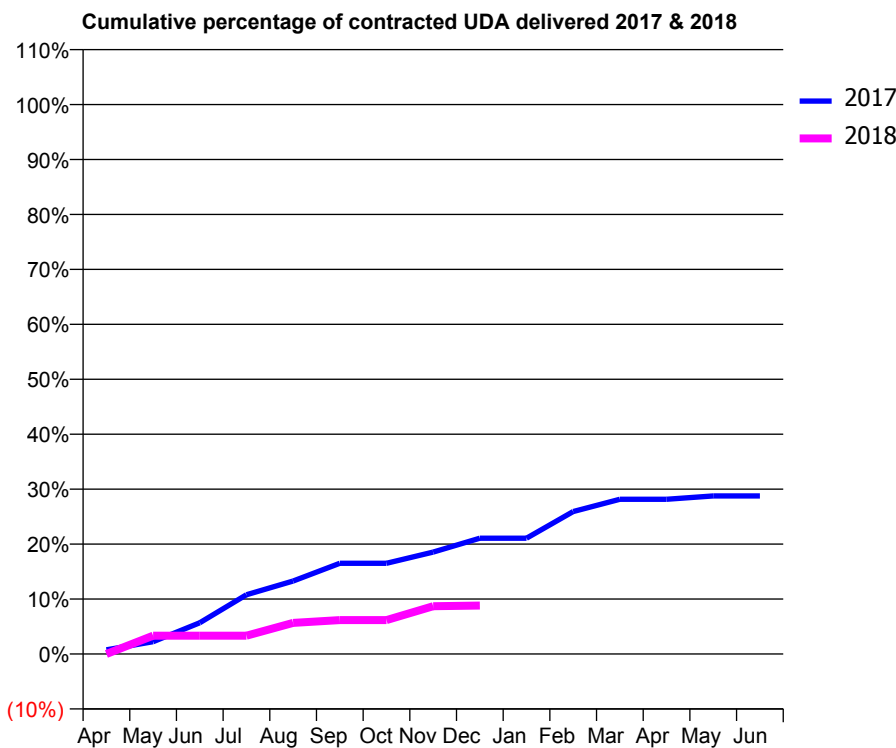
17/18 Contracted general activity (UDA)	2,500
Carry forward general activity (UDA)	0
17/18 Contracted orthodontic activity (UOA)	0
Carry forward orthodontic activity (UOA)	0
Baseline contract value	£52,086.07

ACCESS*

Patients seen in 24 months	Total	Change since previous quarter
Quarter ending December 2016	259	
Quarter ending March 2017	264	→
Quarter ending June 2017	258	↓
Quarter ending September 2017	269	↑
Quarter ending December 2017	269	→
Variance since December 2016	3.9%	↑



ACTIVITY



Month	Adjusted Scheduled Activity (UDA)	
	2017	2018
April	19	0
May	56	83
June	142	83
July	269	83
August	332	141
September	413	155
October	413	155
November	464	218
December	527	221
January	527	
February	648	
March	704	
April	704	
May	719	
June	719	

QUALITY

	Quantity	Base Number	Contract	AT	Region	England
% of FP17s for the same patient ID Re-attending within 3 months - Children	0	1	0.0%	10.0%	11.6%	12.0%
% of FP17s for the same patient ID Re-attending within 3 months - Adults	4	95	4.2%	15.6%	16.7%	15.9%
% of FP17s for the same patient ID Re-attending between 3 & 9 months - Children	0	1	0.0%	47.0%	47.3%	58.0%
% of FP17s for the same patient ID Re-attending between 3 & 9 months - Adults	29	95	30.5%	37.8%	38.3%	50.5%
% of FP17s for Band 1 Urgent Courses	3	83	3.6%	10.9%	10.5%	9.0%
% of FP17s Relating to Free Repair or Replacements	0	83	0.0%	0.6%	0.6%	0.8%
% of FP17s Relating to Continuations	0	83	0.0%	0.6%	0.8%	1.1%
% of Patients satisfied with the dentistry they have received	0	0	N/A	88.1%	89.0%	91.5%
% of Patients satisfied with the time they had to wait for an appointment	0	0	N/A	83.4%	84.2%	87.9%

* This is based on patients treated on this contract for their most recent course of treatment. Figures in italics indicate the base number of FP17s or Patient Questionnaire responses are less than 100. N/A is shown where the base number of responses is less than 10 during the period. % is calculated as Quantity/Base number*100

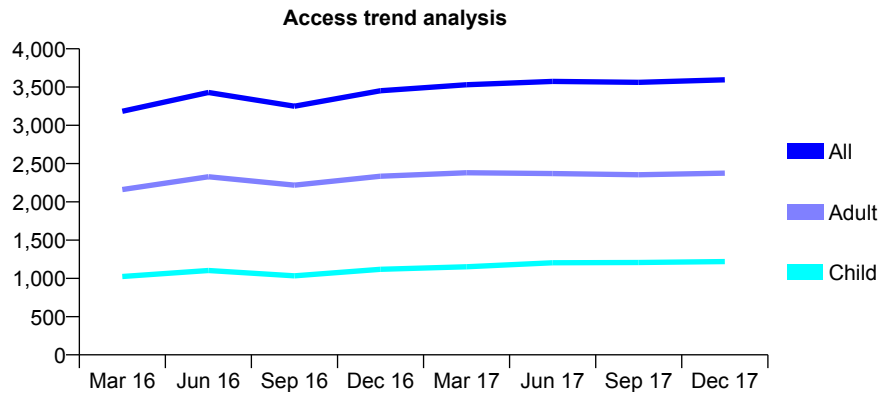
Q62 - Vital Signs At a Glance Contract Report for 359270/0007 - December 2017

Name or company name	Canberra Dental Practice
Contract type name	GDS Contract
Purpose of contract	General
Contract start date	23/12/2009
Contract end date	

17/18 Contracted general activity (UDA)	13,096
Carry forward general activity (UDA)	0
17/18 Contracted orthodontic activity (UOA)	0
Carry forward orthodontic activity (UOA)	0
Baseline contract value	£384,598.61

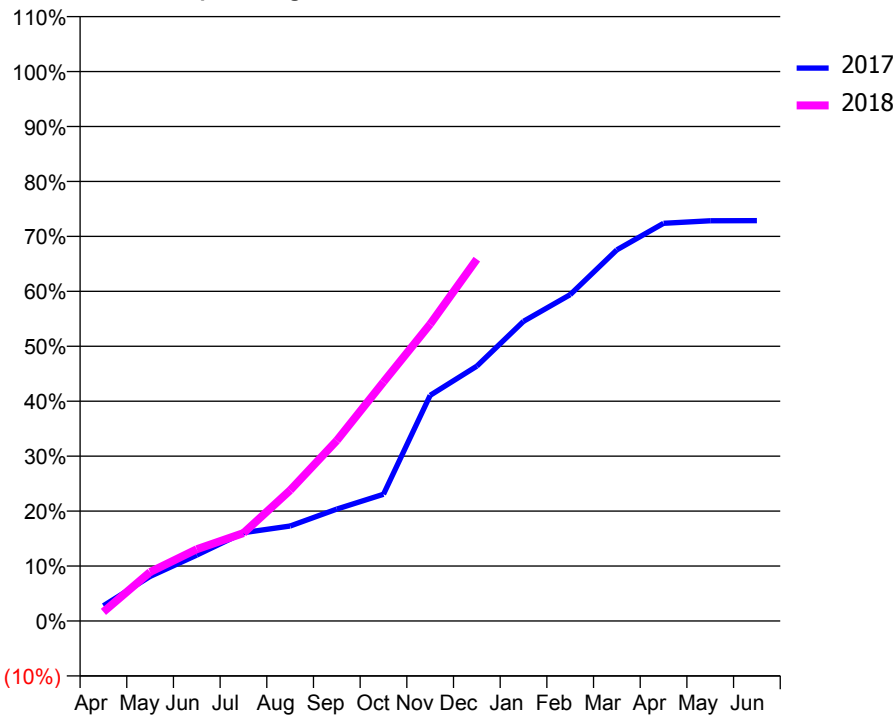
ACCESS*

Patients seen in 24 months	Total	Change since previous quarter
Quarter ending December 2016	3,452	
Quarter ending March 2017	3,531	↑
Quarter ending June 2017	3,573	→
Quarter ending September 2017	3,561	→
Quarter ending December 2017	3,594	→
Variance since December 2016	4.1%	↑



ACTIVITY

Cumulative percentage of contracted UDA delivered 2017 & 2018



Month	Adjusted Scheduled Activity (UDA)	
	2017	2018
April	363	217
May	1,063	1,168
June	1,572	1,713
July	2,105	2,096
August	2,263	3,117
September	2,669	4,300
October	3,019	5,696
November	5,377	7,075
December	6,074	8,624
January	7,143	
February	7,777	
March	8,845	
April	9,480	
May	9,539	
June	9,541	

QUALITY

	Quantity	Base Number	Contract	AT	Region	England
% of FP17s for the same patient ID Re-attending within 3 months - Children	82	1,155	7.1%	10.0%	11.6%	12.0%
% of FP17s for the same patient ID Re-attending within 3 months - Adults	222	1,814	12.2%	15.6%	16.7%	15.9%
% of FP17s for the same patient ID Re-attending between 3 & 9 months - Children	506	1,155	43.8%	47.0%	47.3%	58.0%
% of FP17s for the same patient ID Re-attending between 3 & 9 months - Adults	684	1,814	37.7%	37.8%	38.3%	50.5%
% of FP17s for Band 1 Urgent Courses	277	2,675	10.4%	10.9%	10.5%	9.0%
% of FP17s Relating to Free Repair or Replacements	12	2,675	0.4%	0.6%	0.6%	0.8%
% of FP17s Relating to Continuations	1	2,675	0.0%	0.6%	0.8%	1.1%
% of Patients satisfied with the dentistry they have received	2	2	N/A	88.1%	89.0%	91.5%
% of Patients satisfied with the time they had to wait for an appointment	1	2	N/A	83.4%	84.2%	87.9%

* This is based on patients treated on this contract for their most recent course of treatment. Figures in italics indicate the base number of FP17s or Patient Questionnaire responses are less than 100. N/A is shown where the base number of responses is less than 10 during the period. % is calculated as Quantity/Base number*100

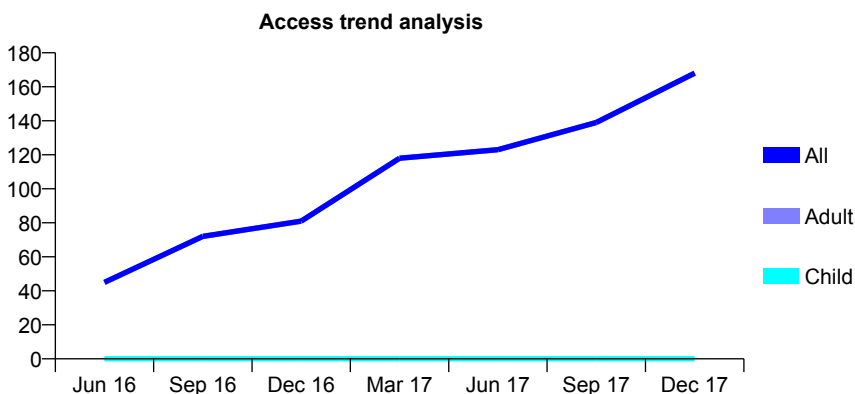
Q62 - Vital Signs At a Glance Contract Report for 359270/0023 - December 2017

Name or company name	MR AF RAI
Contract type name	PDS Contract
Purpose of contract	General
Contract start date	01/12/2015
Contract end date	31/03/2018

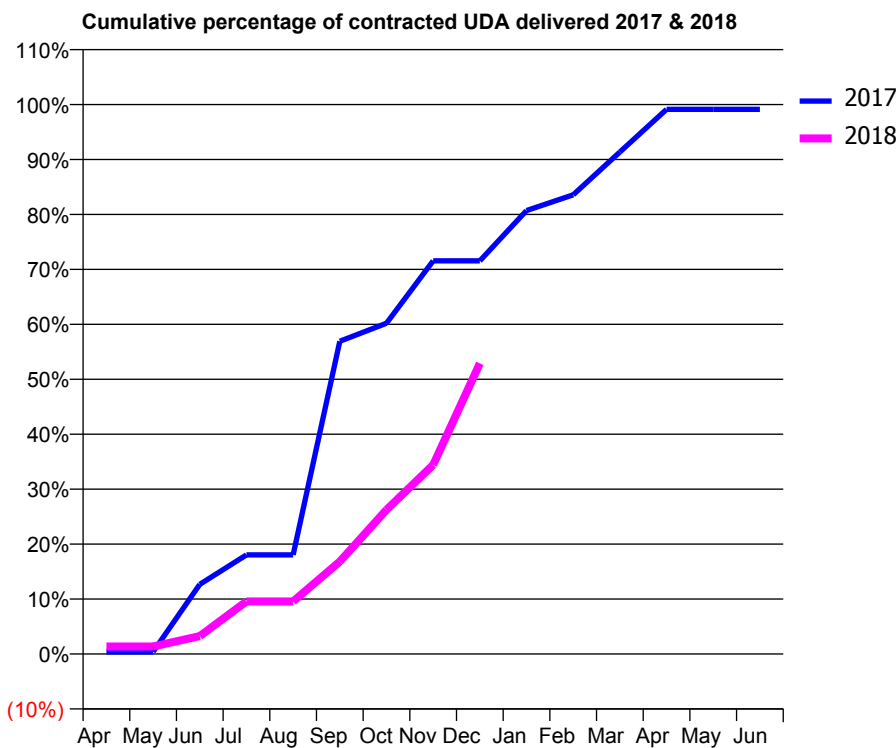
17/18 Contracted general activity (UDA)	733
Carry forward general activity (UDA)	-10
17/18 Contracted orthodontic activity (UOA)	0
Carry forward orthodontic activity (UOA)	0
Baseline contract value	£19,571.60

ACCESS*

Patients seen in 24 months	Total	Change since previous quarter
Quarter ending December 2016	81	
Quarter ending March 2017	118	↑
Quarter ending June 2017	123	↑
Quarter ending September 2017	139	↑
Quarter ending December 2017	168	↑
Variance since December 2016	107.4%	↑



ACTIVITY



Month	Adjusted Scheduled Activity (UDA)	
	2017	2018
April	3	10
May	3	10
June	93	24
July	132	70
August	132	70
September	417	123
October	441	192
November	524	252
December	524	388
January	592	
February	613	
March	670	
April	727	
May	727	
June	727	

QUALITY

	Quantity	Base Number	Contract	AT	Region	England
% of FP17s for the same patient ID Re-attending within 3 months - Children	0	0	N/A	10.0%	11.6%	12.0%
% of FP17s for the same patient ID Re-attending within 3 months - Adults	2	98	2.0%	15.6%	16.7%	15.9%
% of FP17s for the same patient ID Re-attending between 3 & 9 months - Children	0	0	N/A	47.0%	47.3%	58.0%
% of FP17s for the same patient ID Re-attending between 3 & 9 months - Adults	4	98	4.1%	37.8%	38.3%	50.5%
% of FP17s for Band 1 Urgent Courses	3	77	3.9%	10.9%	10.5%	9.0%
% of FP17s Relating to Free Repair or Replacements	0	77	0.0%	0.6%	0.6%	0.8%
% of FP17s Relating to Continuations	0	77	0.0%	0.6%	0.8%	1.1%
% of Patients satisfied with the dentistry they have received	0	0	N/A	88.1%	89.0%	91.5%
% of Patients satisfied with the time they had to wait for an appointment	0	0	N/A	83.4%	84.2%	87.9%

* This is based on patients treated on this contract for their most recent course of treatment. Figures in italics indicate the base number of FP17s or Patient Questionnaire responses are less than 100. N/A is shown where the base number of responses is less than 10 during the period. % is calculated as Quantity/Base number*100

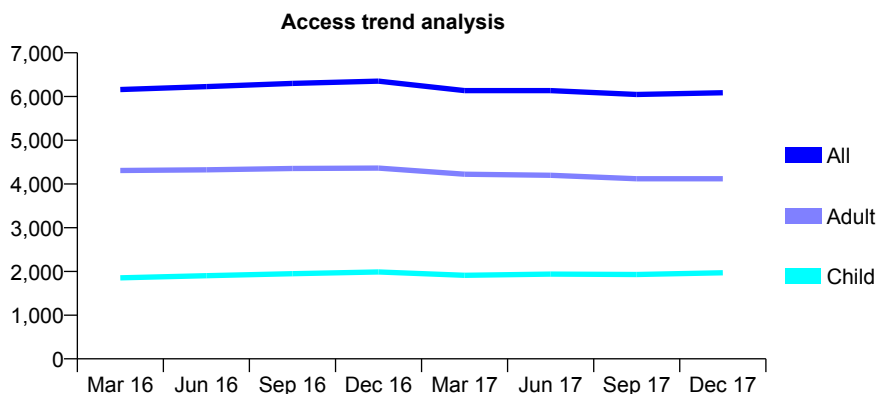
Q62 - Vital Signs At a Glance Contract Report for 359556/0001 - December 2017

Name or company name	MISS AR PATEL
Contract type name	GDS Contract
Purpose of contract	General
Contract start date	01/12/2006
Contract end date	

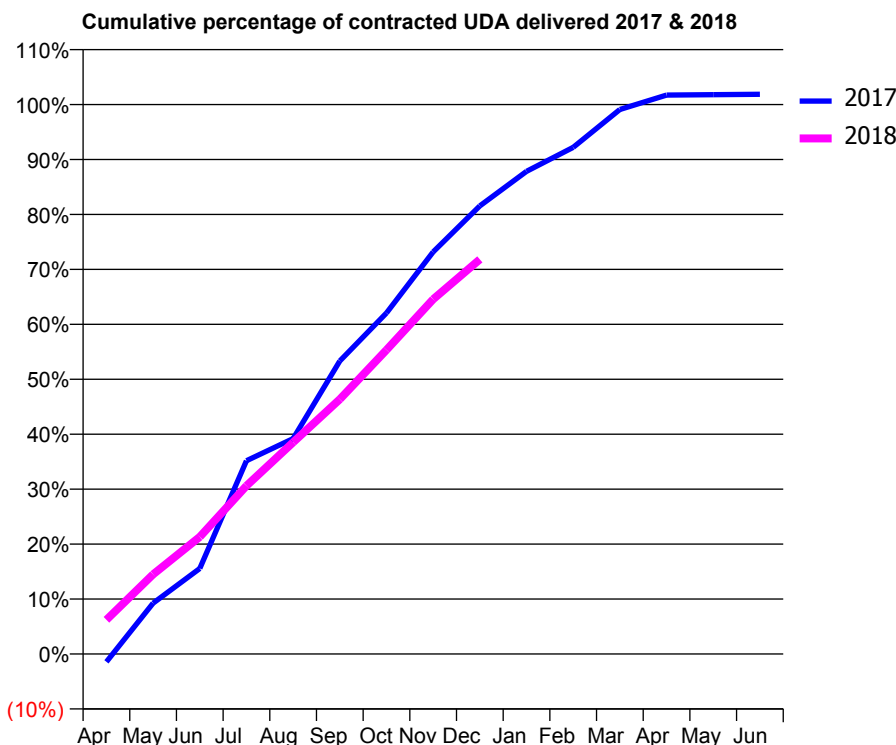
17/18 Contracted general activity (UDA)	16,625
Carry forward general activity (UDA)	-309
17/18 Contracted orthodontic activity (UOA)	0
Carry forward orthodontic activity (UOA)	0
Baseline contract value	£509,906.73

ACCESS*

Patients seen in 24 months	Total	Change since previous quarter
Quarter ending December 2016	6,352	
Quarter ending March 2017	6,136	↓
Quarter ending June 2017	6,134	→
Quarter ending September 2017	6,048	↓
Quarter ending December 2017	6,088	→
Variance since December 2016	(4.2%)	↓



ACTIVITY



Month	Adjusted Scheduled Activity (UDA)	
	2017	2018
April	-239	1,033
May	1,539	2,409
June	2,587	3,545
July	5,848	5,091
August	6,517	6,404
September	8,865	7,706
October	10,320	9,201
November	12,167	10,734
December	13,557	11,940
January	14,602	
February	15,330	
March	16,474	
April	16,909	
May	16,924	
June	16,934	

QUALITY

	Quantity	Base Number	Contract	AT	Region	England
% of FP17s for the same patient ID Re-attending within 3 months - Children	104	1,862	5.6%	10.0%	11.6%	12.0%
% of FP17s for the same patient ID Re-attending within 3 months - Adults	390	3,345	11.7%	15.6%	16.7%	15.9%
% of FP17s for the same patient ID Re-attending between 3 & 9 months - Children	849	1,862	45.6%	47.0%	47.3%	58.0%
% of FP17s for the same patient ID Re-attending between 3 & 9 months - Adults	1,357	3,345	40.6%	37.8%	38.3%	50.5%
% of FP17s for Band 1 Urgent Courses	513	4,972	10.3%	10.9%	10.5%	9.0%
% of FP17s Relating to Free Repair or Replacements	25	4,972	0.5%	0.6%	0.6%	0.8%
% of FP17s Relating to Continuations	4	4,972	0.1%	0.6%	0.8%	1.1%
% of Patients satisfied with the dentistry they have received	6	6	N/A	88.1%	89.0%	91.5%
% of Patients satisfied with the time they had to wait for an appointment	3	6	N/A	83.4%	84.2%	87.9%

* This is based on patients treated on this contract for their most recent course of treatment. Figures in italics indicate the base number of FP17s or Patient Questionnaire responses are less than 100. N/A is shown where the base number of responses is less than 10 during the period. % is calculated as Quantity/Base number*100

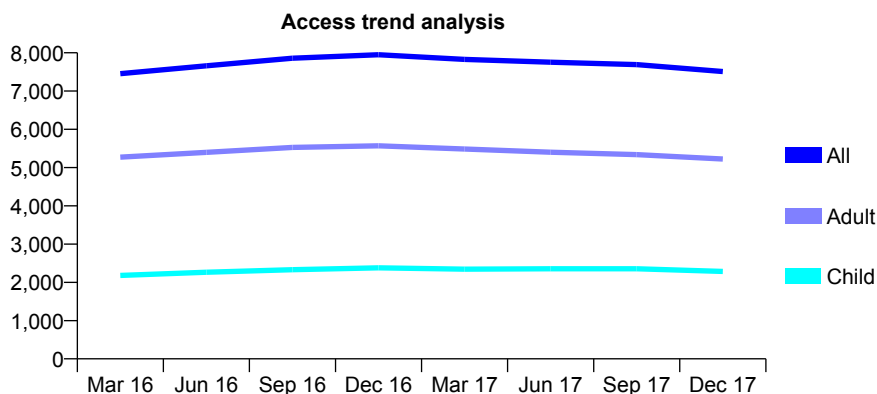
Q62 - Vital Signs At a Glance Contract Report for 359556/0002 - December 2017

Name or company name	MISS AR PATEL
Contract type name	GDS Contract
Purpose of contract	General
Contract start date	01/06/2008
Contract end date	

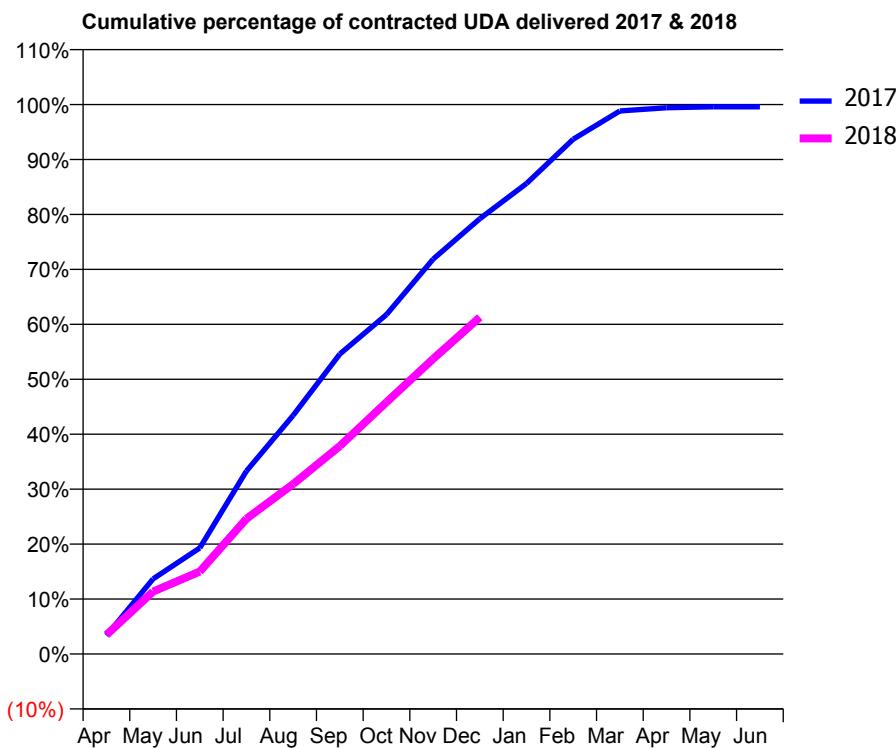
17/18 Contracted general activity (UDA)	16,568
Carry forward general activity (UDA)	69
17/18 Contracted orthodontic activity (UOA)	0
Carry forward orthodontic activity (UOA)	0
Baseline contract value	£378,143.61

ACCESS*

Patients seen in 24 months	Total	Change since previous quarter
Quarter ending December 2016	7,948	
Quarter ending March 2017	7,827	↓
Quarter ending June 2017	7,755	→
Quarter ending September 2017	7,693	→
Quarter ending December 2017	7,510	↓
Variance since December 2016	(5.5%)	↓



ACTIVITY



Month	Adjusted Scheduled Activity (UDA)	
	2017	2018
April	556	576
May	2,267	1,883
June	3,200	2,488
July	5,519	4,080
August	7,195	5,123
September	9,043	6,270
October	10,236	7,594
November	11,906	8,900
December	13,125	10,154
January	14,186	
February	15,523	
March	16,372	
April	16,470	
May	16,497	
June	16,499	

QUALITY

	Quantity	Base Number	Contract	AT	Region	England
% of FP17s for the same patient ID Re-attending within 3 months - Children	116	1,876	6.2%	10.0%	11.6%	12.0%
% of FP17s for the same patient ID Re-attending within 3 months - Adults	383	3,729	10.3%	15.6%	16.7%	15.9%
% of FP17s for the same patient ID Re-attending between 3 & 9 months - Children	835	1,876	44.5%	47.0%	47.3%	58.0%
% of FP17s for the same patient ID Re-attending between 3 & 9 months - Adults	1,510	3,729	40.5%	37.8%	38.3%	50.5%
% of FP17s for Band 1 Urgent Courses	318	4,832	6.6%	10.9%	10.5%	9.0%
% of FP17s Relating to Free Repair or Replacements	6	4,832	0.1%	0.6%	0.6%	0.8%
% of FP17s Relating to Continuations	7	4,832	0.1%	0.6%	0.8%	1.1%
% of Patients satisfied with the dentistry they have received	5	5	N/A	88.1%	89.0%	91.5%
% of Patients satisfied with the time they had to wait for an appointment	4	5	N/A	83.4%	84.2%	87.9%

* This is based on patients treated on this contract for their most recent course of treatment. Figures in italics indicate the base number of FP17s or Patient Questionnaire responses are less than 100. N/A is shown where the base number of responses is less than 10 during the period. % is calculated as Quantity/Base number*100

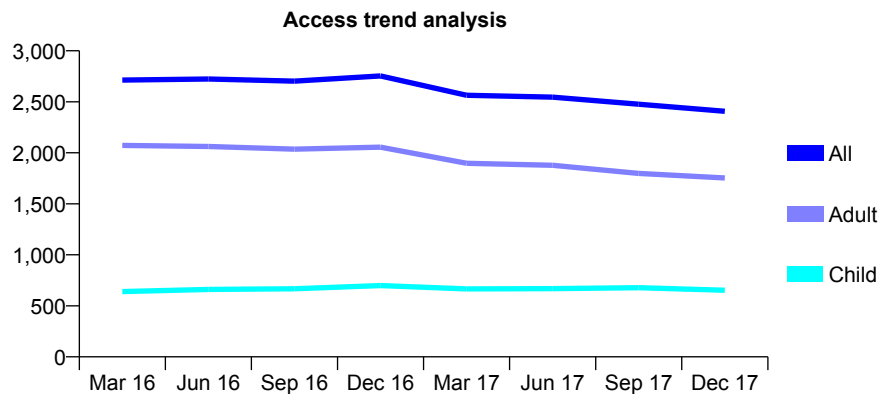
Q62 - Vital Signs At a Glance Contract Report for 363774/0001 - December 2017

Name or company name	Smile 32 Dental
Contract type name	GDS Contract
Purpose of contract	General
Contract start date	31/08/2007
Contract end date	

17/18 Contracted general activity (UDA)	6,846
Carry forward general activity (UDA)	-112
17/18 Contracted orthodontic activity (UOA)	0
Carry forward orthodontic activity (UOA)	0
Baseline contract value	£193,659.78

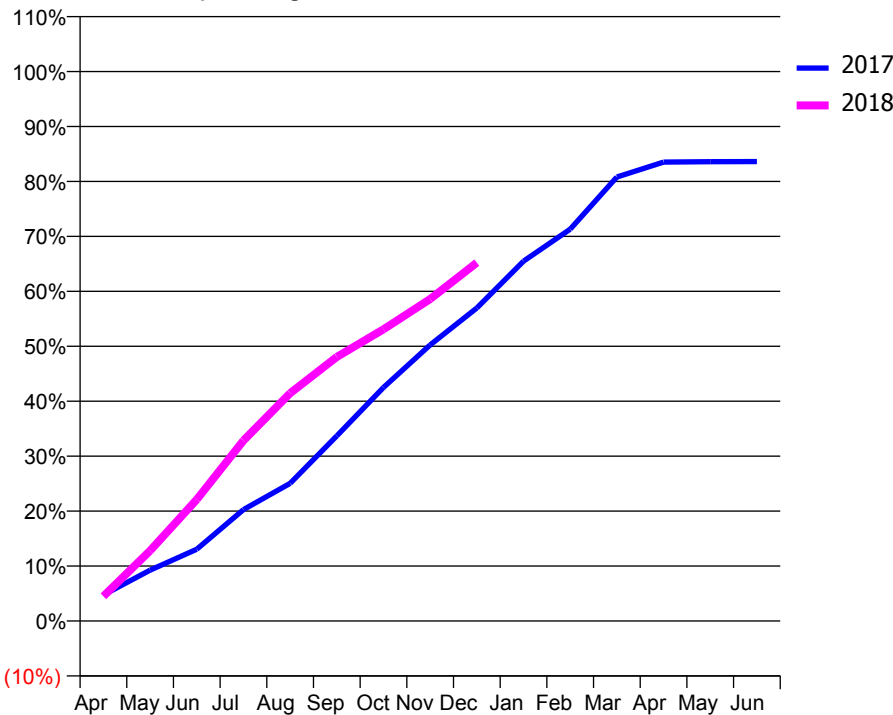
ACCESS*

Patients seen in 24 months	Total	Change since previous quarter
Quarter ending December 2016	2,754	
Quarter ending March 2017	2,564	↓
Quarter ending June 2017	2,546	→
Quarter ending September 2017	2,476	↓
Quarter ending December 2017	2,407	↓
Variance since December 2016	(12.6%)	↓



ACTIVITY

Cumulative percentage of contracted UDA delivered 2017 & 2018



Month	Adjusted Scheduled Activity (UDA)	
	2017	2018
April	324	308
May	634	876
June	895	1,515
July	1,388	2,249
August	1,715	2,839
September	2,306	3,290
October	2,910	3,634
November	3,439	4,011
December	3,900	4,464
January	4,484	
February	4,883	
March	5,532	
April	5,717	
May	5,722	
June	5,725	

QUALITY

	Quantity	Base Number	Contract	AT	Region	England
% of FP17s for the same patient ID Re-attending within 3 months - Children	83	727	11.4%	10.0%	11.6%	12.0%
% of FP17s for the same patient ID Re-attending within 3 months - Adults	235	1,548	15.2%	15.6%	16.7%	15.9%
% of FP17s for the same patient ID Re-attending between 3 & 9 months - Children	294	727	40.4%	47.0%	47.3%	58.0%
% of FP17s for the same patient ID Re-attending between 3 & 9 months - Adults	235	1,548	15.2%	37.8%	38.3%	50.5%
% of FP17s for Band 1 Urgent Courses	1,109	2,147	51.7%	10.9%	10.5%	9.0%
% of FP17s Relating to Free Repair or Replacements	1	2,147	0.0%	0.6%	0.6%	0.8%
% of FP17s Relating to Continuations	0	2,147	0.0%	0.6%	0.8%	1.1%
% of Patients satisfied with the dentistry they have received	1	2	N/A	88.1%	89.0%	91.5%
% of Patients satisfied with the time they had to wait for an appointment	2	2	N/A	83.4%	84.2%	87.9%

* This is based on patients treated on this contract for their most recent course of treatment. Figures in italics indicate the base number of FP17s or Patient Questionnaire responses are less than 100. N/A is shown where the base number of responses is less than 10 during the period. % is calculated as Quantity/Base number*100

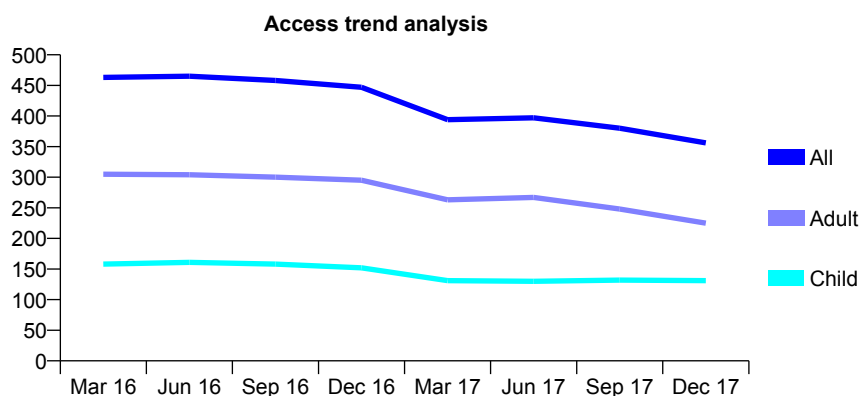
Q62 - Vital Signs At a Glance Contract Report for 364207/0001 - December 2017

Name or company name	Crystal Smile Dental Care
Contract type name	GDS Contract
Purpose of contract	General
Contract start date	01/02/2012
Contract end date	

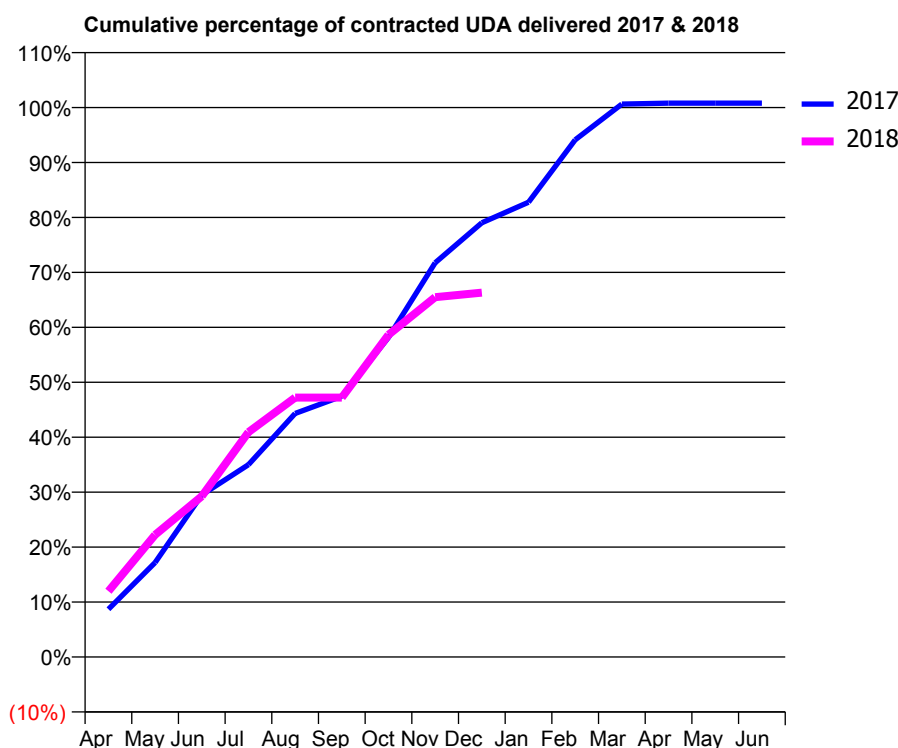
17/18 Contracted general activity (UDA)	1,911
Carry forward general activity (UDA)	-15
17/18 Contracted orthodontic activity (UOA)	0
Carry forward orthodontic activity (UOA)	0
Baseline contract value	£66,809.21

ACCESS*

Patients seen in 24 months	Total	Change since previous quarter
Quarter ending December 2016	447	
Quarter ending March 2017	394	↓
Quarter ending June 2017	397	→
Quarter ending September 2017	380	↓
Quarter ending December 2017	356	↓
Variance since December 2016	(20.4%)	↓



ACTIVITY



Month	Adjusted Scheduled Activity (UDA)	
	2017	2018
April	166	229
May	329	425
June	564	559
July	669	782
August	847	902
September	907	902
October	1,111	1,121
November	1,371	1,251
December	1,510	1,267
January	1,582	
February	1,799	
March	1,923	
April	1,926	
May	1,926	
June	1,926	

QUALITY

	Quantity	Base Number	Contract	AT	Region	England
% of FP17s for the same patient ID Re-attending within 3 months - Children	4	109	3.7%	10.0%	11.6%	12.0%
% of FP17s for the same patient ID Re-attending within 3 months - Adults	21	199	10.6%	15.6%	16.7%	15.9%
% of FP17s for the same patient ID Re-attending between 3 & 9 months - Children	53	109	48.6%	47.0%	47.3%	58.0%
% of FP17s for the same patient ID Re-attending between 3 & 9 months - Adults	80	199	40.2%	37.8%	38.3%	50.5%
% of FP17s for Band 1 Urgent Courses	12	305	3.9%	10.9%	10.5%	9.0%
% of FP17s Relating to Free Repair or Replacements	0	305	0.0%	0.6%	0.6%	0.8%
% of FP17s Relating to Continuations	0	305	0.0%	0.6%	0.8%	1.1%
% of Patients satisfied with the dentistry they have received	0	0	N/A	88.1%	89.0%	91.5%
% of Patients satisfied with the time they had to wait for an appointment	0	0	N/A	83.4%	84.2%	87.9%

* This is based on patients treated on this contract for their most recent course of treatment. Figures in italics indicate the base number of FP17s or Patient Questionnaire responses are less than 100. N/A is shown where the base number of responses is less than 10 during the period. % is calculated as Quantity/Base number*100

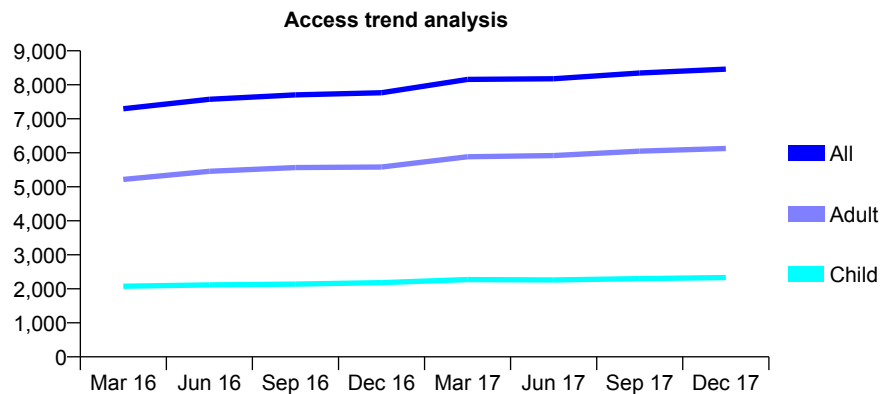
Q62 - Vital Signs At a Glance Contract Report for 381365/0002 - December 2017

Name or company name	MR P ZIDERMAN
Contract type name	GDS Contract
Purpose of contract	General
Contract start date	01/04/2006
Contract end date	

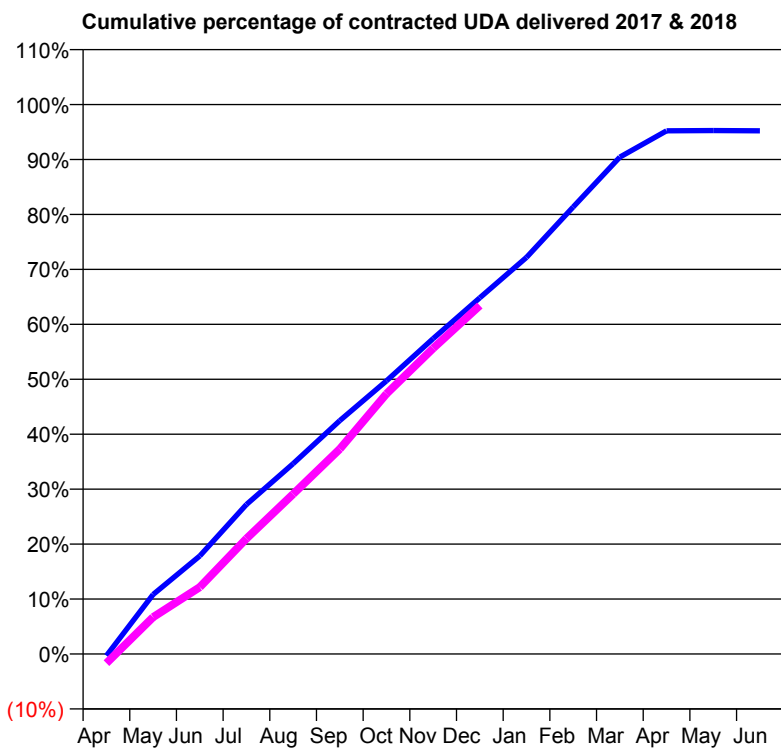
17/18 Contracted general activity (UDA)	25,594
Carry forward general activity (UDA)	1,223
17/18 Contracted orthodontic activity (UOA)	0
Carry forward orthodontic activity (UOA)	0
Baseline contract value	£966,771.09

ACCESS*

Patients seen in 24 months	Total	Change since previous quarter
Quarter ending December 2016	7,765	
Quarter ending March 2017	8,158	↑
Quarter ending June 2017	8,180	→
Quarter ending September 2017	8,349	↑
Quarter ending December 2017	8,459	→
Variance since December 2016	8.9%	↑



ACTIVITY



Month	Adjusted Scheduled Activity (UDA)	
	2017	2018
April	-84	-430
May	2,774	1,717
June	4,569	3,115
July	6,968	5,377
August	8,867	7,450
September	10,872	9,550
October	12,725	12,122
November	14,689	14,240
December	16,589	16,235
January	18,472	
February	20,821	
March	23,144	
April	24,366	
May	24,383	
June	24,371	

QUALITY

	Quantity	Base Number	Contract	AT	Region	England
% of FP17s for the same patient ID Re-attending within 3 months - Children	139	2,050	6.8%	10.0%	11.6%	12.0%
% of FP17s for the same patient ID Re-attending within 3 months - Adults	618	4,901	12.6%	15.6%	16.7%	15.9%
% of FP17s for the same patient ID Re-attending between 3 & 9 months - Children	824	2,050	40.2%	47.0%	47.3%	58.0%
% of FP17s for the same patient ID Re-attending between 3 & 9 months - Adults	1,384	4,901	28.2%	37.8%	38.3%	50.5%
% of FP17s for Band 1 Urgent Courses	810	6,581	12.3%	10.9%	10.5%	9.0%
% of FP17s Relating to Free Repair or Replacements	39	6,581	0.6%	0.6%	0.6%	0.8%
% of FP17s Relating to Continuations	21	6,581	0.3%	0.6%	0.8%	1.1%
% of Patients satisfied with the dentistry they have received	6	10	60.0%	88.1%	89.0%	91.5%
% of Patients satisfied with the time they had to wait for an appointment	9	10	90.0%	83.4%	84.2%	87.9%

* This is based on patients treated on this contract for their most recent course of treatment. Figures in italics indicate the base number of FP17s or Patient Questionnaire responses are less than 100. N/A is shown where the base number of responses is less than 10 during the period. % is calculated as Quantity/Base number*100

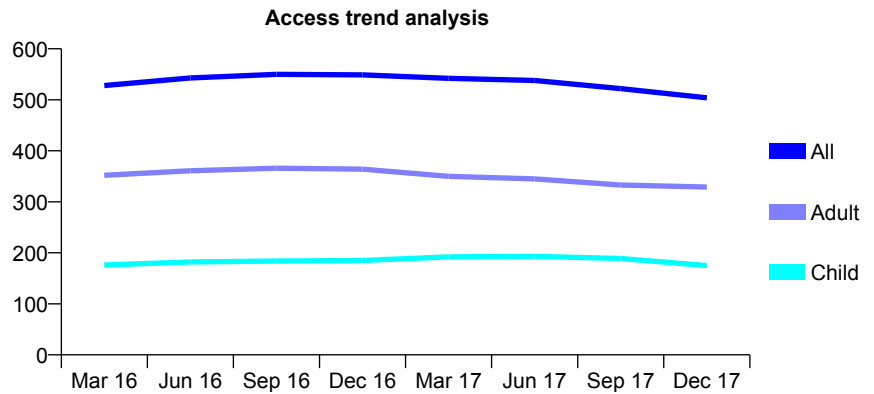
Q62 - Vital Signs At a Glance Contract Report for 385018/0001 - December 2017

Name or company name	MR RP SAINI
Contract type name	GDS Contract
Purpose of contract	General
Contract start date	01/04/2006
Contract end date	

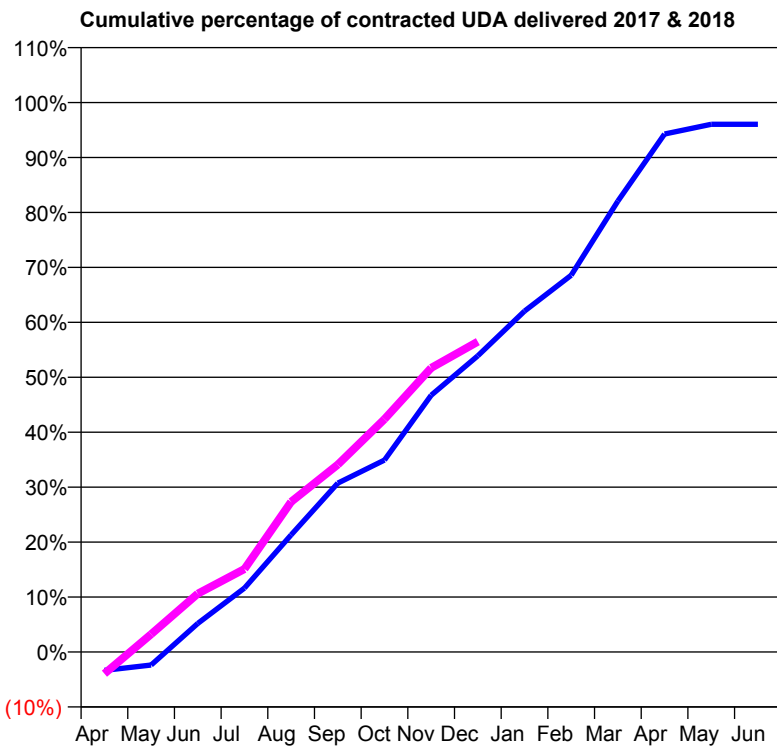
17/18 Contracted general activity (UDA)	2,500
Carry forward general activity (UDA)	99
17/18 Contracted orthodontic activity (UOA)	0
Carry forward orthodontic activity (UOA)	0
Baseline contract value	£73,483.16

ACCESS*

Patients seen in 24 months	Total	Change since previous quarter
Quarter ending December 2016	549	
Quarter ending March 2017	542	↓
Quarter ending June 2017	538	→
Quarter ending September 2017	522	↓
Quarter ending December 2017	504	↓
Variance since December 2016	(8.2%)	↓



ACTIVITY



Month	Adjusted Scheduled Activity (UDA)	
	2017	2018
April	-84	-99
May	-60	81
June	130	265
July	291	377
August	533	684
September	769	853
October	873	1,060
November	1,168	1,293
December	1,348	1,412
January	1,551	
February	1,714	
March	2,051	
April	2,357	
May	2,401	
June	2,401	

QUALITY

	Quantity	Base Number	Contract	AT	Region	England
% of FP17s for the same patient ID Re-attending within 3 months - Children	42	270	15.6%	10.0%	11.6%	12.0%
% of FP17s for the same patient ID Re-attending within 3 months - Adults	35	353	9.9%	15.6%	16.7%	15.9%
% of FP17s for the same patient ID Re-attending between 3 & 9 months - Children	181	270	67.0%	47.0%	47.3%	58.0%
% of FP17s for the same patient ID Re-attending between 3 & 9 months - Adults	228	353	64.6%	37.8%	38.3%	50.5%
% of FP17s for Band 1 Urgent Courses	4	506	0.8%	10.9%	10.5%	9.0%
% of FP17s Relating to Free Repair or Replacements	0	506	0.0%	0.6%	0.6%	0.8%
% of FP17s Relating to Continuations	2	506	0.4%	0.6%	0.8%	1.1%
% of Patients satisfied with the dentistry they have received	2	3	N/A	88.1%	89.0%	91.5%
% of Patients satisfied with the time they had to wait for an appointment	3	3	N/A	83.4%	84.2%	87.9%

* This is based on patients treated on this contract for their most recent course of treatment. Figures in italics indicate the base number of FP17s or Patient Questionnaire responses are less than 100. N/A is shown where the base number of responses is less than 10 during the period. % is calculated as Quantity/Base number*100

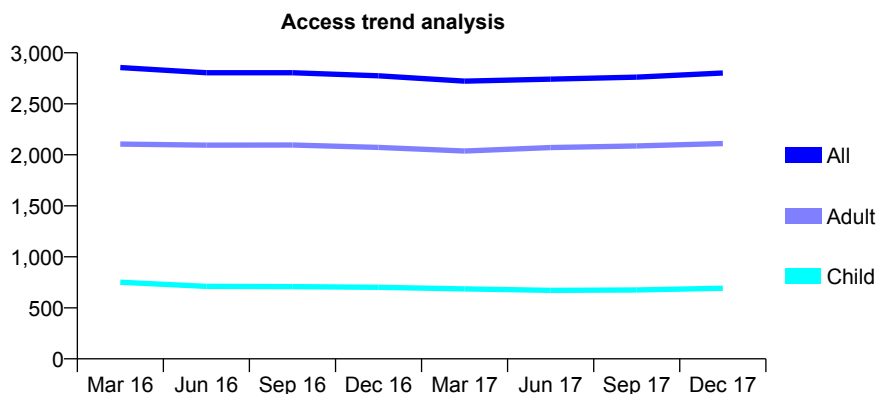
Q62 - Vital Signs At a Glance Contract Report for 393983/0002 - December 2017

Name or company name	MR D SAITOWITZ
Contract type name	GDS Contract
Purpose of contract	General
Contract start date	05/01/2009
Contract end date	

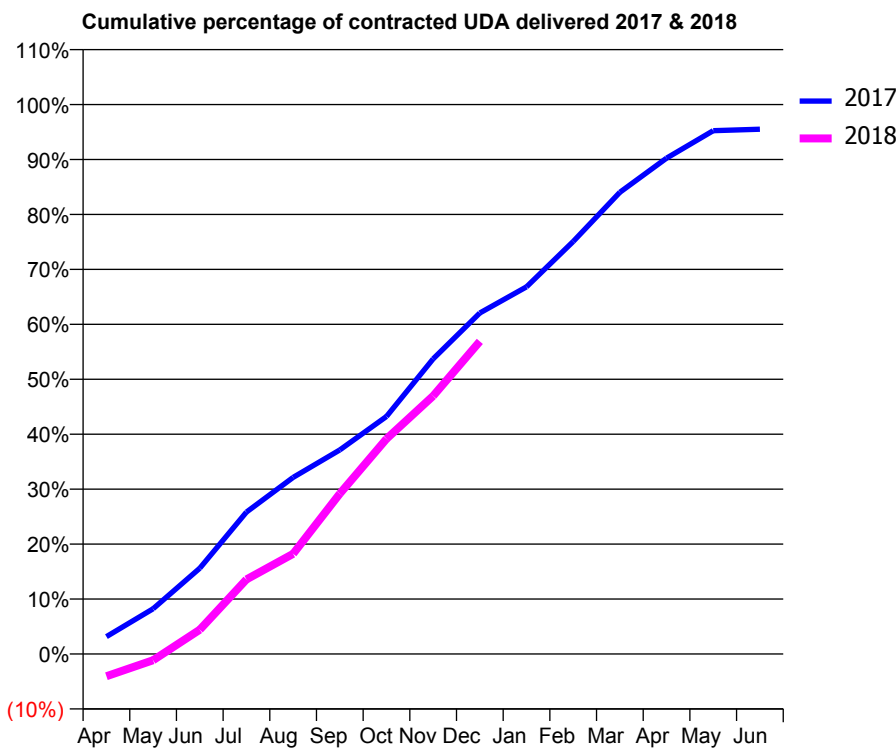
17/18 Contracted general activity (UDA)	10,991
Carry forward general activity (UDA)	494
17/18 Contracted orthodontic activity (UOA)	0
Carry forward orthodontic activity (UOA)	0
Baseline contract value	£346,035.95

ACCESS*

Patients seen in 24 months	Total	Change since previous quarter
Quarter ending December 2016	2,774	
Quarter ending March 2017	2,722	↓
Quarter ending June 2017	2,742	→
Quarter ending September 2017	2,762	→
Quarter ending December 2017	2,802	→
Variance since December 2016	1.0%	→



ACTIVITY



Month	Adjusted Scheduled Activity (UDA)	
	2017	2018
April	347	-446
May	905	-127
June	1,715	486
July	2,840	1,492
August	3,534	2,005
September	4,082	3,206
October	4,752	4,304
November	5,904	5,161
December	6,821	6,254
January	7,343	
February	8,252	
March	9,235	
April	9,918	
May	10,468	
June	10,497	

QUALITY

	Quantity	Base Number	Contract	AT	Region	England
% of FP17s for the same patient ID Re-attending within 3 months - Children	17	535	3.2%	10.0%	11.6%	12.0%
% of FP17s for the same patient ID Re-attending within 3 months - Adults	127	1,682	7.6%	15.6%	16.7%	15.9%
% of FP17s for the same patient ID Re-attending between 3 & 9 months - Children	202	535	37.8%	47.0%	47.3%	58.0%
% of FP17s for the same patient ID Re-attending between 3 & 9 months - Adults	659	1,682	39.2%	37.8%	38.3%	50.5%
% of FP17s for Band 1 Urgent Courses	42	1,939	2.2%	10.9%	10.5%	9.0%
% of FP17s Relating to Free Repair or Replacements	0	1,939	0.0%	0.6%	0.6%	0.8%
% of FP17s Relating to Continuations	9	1,939	0.5%	0.6%	0.8%	1.1%
% of Patients satisfied with the dentistry they have received	4	4	N/A	88.1%	89.0%	91.5%
% of Patients satisfied with the time they had to wait for an appointment	3	4	N/A	83.4%	84.2%	87.9%

* This is based on patients treated on this contract for their most recent course of treatment. Figures in italics indicate the base number of FP17s or Patient Questionnaire responses are less than 100. N/A is shown where the base number of responses is less than 10 during the period. % is calculated as Quantity/Base number*100

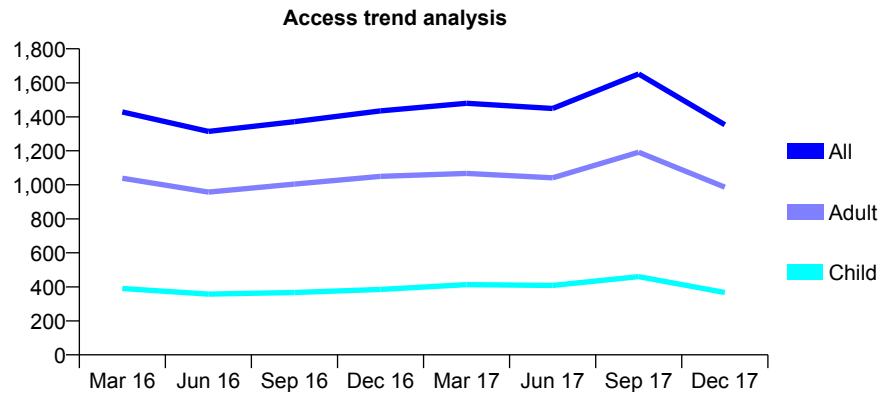
Q62 - Vital Signs At a Glance Contract Report for 394416/0004 - December 2017

Name or company name	MR SN CHANDE
Contract type name	PDS Plus Contract
Purpose of contract	General
Contract start date	01/05/2013
Contract end date	31/10/2017

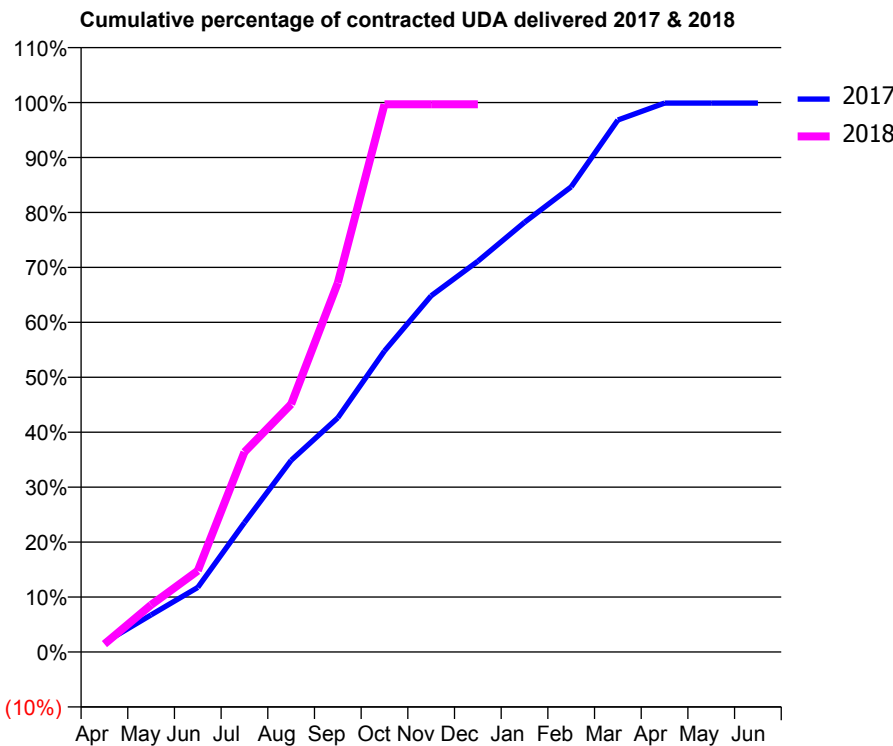
17/18 Contracted general activity (UDA)	1,750
Carry forward general activity (UDA)	3
17/18 Contracted orthodontic activity (UOA)	0
Carry forward orthodontic activity (UOA)	0
Baseline contract value	£46,175.05

ACCESS*

Patients seen in 24 months	Total	Change since previous quarter
Quarter ending December 2016	1,435	
Quarter ending March 2017	1,480	↑
Quarter ending June 2017	1,449	↓
Quarter ending September 2017	1,652	↑
Quarter ending December 2017	1,353	↓
Variance since December 2016	(5.7%)	↓



ACTIVITY



Month	Adjusted Scheduled Activity (UDA)	
	2017	2018
April	51	25
May	203	150
June	352	259
July	707	637
August	1,046	789
September	1,278	1,176
October	1,643	1,744
November	1,945	1,744
December	2,134	1,744
January	2,346	
February	2,540	
March	2,904	
April	2,997	
May	2,997	
June	2,997	

QUALITY

	Quantity	Base Number	Contract	AT	Region	England
% of FP17s for the same patient ID Re-attending within 3 months - Children	5	271	1.8%	10.0%	11.6%	12.0%
% of FP17s for the same patient ID Re-attending within 3 months - Adults	7	580	1.2%	15.6%	16.7%	15.9%
% of FP17s for the same patient ID Re-attending between 3 & 9 months - Children	42	271	15.5%	47.0%	47.3%	58.0%
% of FP17s for the same patient ID Re-attending between 3 & 9 months - Adults	49	580	8.4%	37.8%	38.3%	50.5%
% of FP17s for Band 1 Urgent Courses	60	804	7.5%	10.9%	10.5%	9.0%
% of FP17s Relating to Free Repair or Replacements	0	804	0.0%	0.6%	0.6%	0.8%
% of FP17s Relating to Continuations	0	804	0.0%	0.6%	0.8%	1.1%
% of Patients satisfied with the dentistry they have received	1	1	N/A	88.1%	89.0%	91.5%
% of Patients satisfied with the time they had to wait for an appointment	1	1	N/A	83.4%	84.2%	87.9%

* This is based on patients treated on this contract for their most recent course of treatment. Figures in italics indicate the base number of FP17s or Patient Questionnaire responses are less than 100. N/A is shown where the base number of responses is less than 10 during the period. % is calculated as Quantity/Base number*100

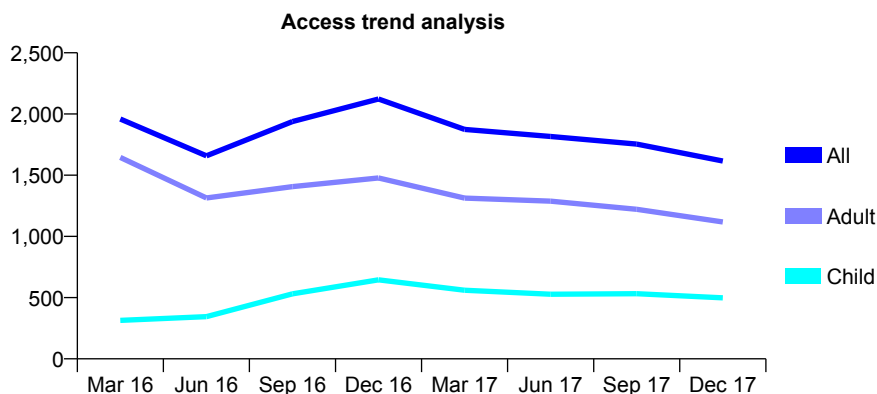
Q62 - Vital Signs At a Glance Contract Report for 395129/0001 - December 2017

Name or company name	Advance Dental Care
Contract type name	GDS Contract
Purpose of contract	General
Contract start date	01/04/2006
Contract end date	

17/18 Contracted general activity (UDA)	4,825
Carry forward general activity (UDA)	-96
17/18 Contracted orthodontic activity (UOA)	0
Carry forward orthodontic activity (UOA)	0
Baseline contract value	£138,094.83

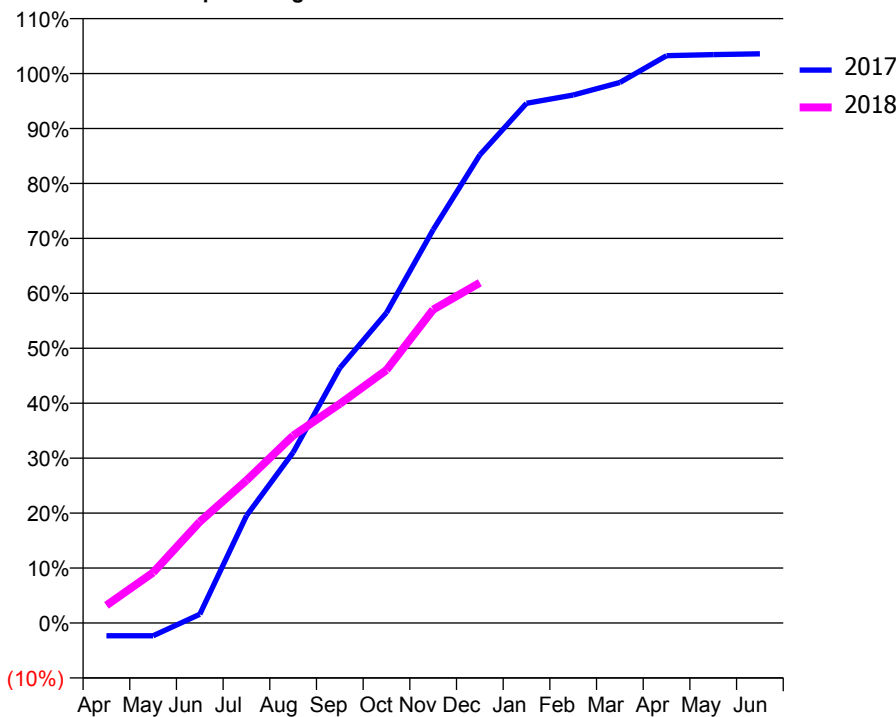
ACCESS*

Patients seen in 24 months	Total	Change since previous quarter
Quarter ending December 2016	2,123	
Quarter ending March 2017	1,874	↓
Quarter ending June 2017	1,816	↓
Quarter ending September 2017	1,754	↓
Quarter ending December 2017	1,616	↓
Variance since December 2016	(23.9%)	↓



ACTIVITY

Cumulative percentage of contracted UDA delivered 2017 & 2018



Month	Adjusted Scheduled Activity (UDA)	
	2017	2018
April	-113	155
May	-113	443
June	77	889
July	942	1,253
August	1,498	1,645
September	2,240	1,924
October	2,724	2,222
November	3,454	2,752
December	4,110	2,987
January	4,563	
February	4,636	
March	4,746	
April	4,982	
May	4,991	
June	4,998	

QUALITY

	Quantity	Base Number	Contract	AT	Region	England
% of FP17s for the same patient ID Re-attending within 3 months - Children	29	461	6.3%	10.0%	11.6%	12.0%
% of FP17s for the same patient ID Re-attending within 3 months - Adults	65	860	7.6%	15.6%	16.7%	15.9%
% of FP17s for the same patient ID Re-attending between 3 & 9 months - Children	117	461	25.4%	47.0%	47.3%	58.0%
% of FP17s for the same patient ID Re-attending between 3 & 9 months - Adults	169	860	19.7%	37.8%	38.3%	50.5%
% of FP17s for Band 1 Urgent Courses	106	1,209	8.8%	10.9%	10.5%	9.0%
% of FP17s Relating to Free Repair or Replacements	0	1,209	0.0%	0.6%	0.6%	0.8%
% of FP17s Relating to Continuations	2	1,209	0.2%	0.6%	0.8%	1.1%
% of Patients satisfied with the dentistry they have received	3	3	N/A	88.1%	89.0%	91.5%
% of Patients satisfied with the time they had to wait for an appointment	3	3	N/A	83.4%	84.2%	87.9%

* This is based on patients treated on this contract for their most recent course of treatment. Figures in italics indicate the base number of FP17s or Patient Questionnaire responses are less than 100. N/A is shown where the base number of responses is less than 10 during the period. % is calculated as Quantity/Base number*100

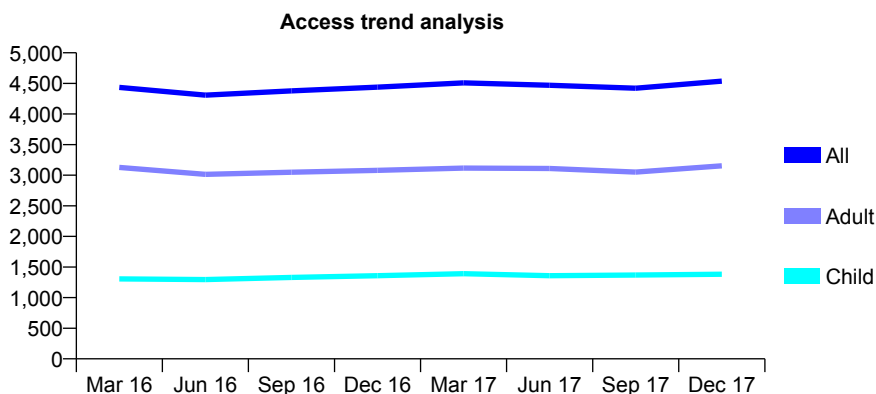
Q62 - Vital Signs At a Glance Contract Report for 395463/0001 - December 2017

Name or company name	MR AH GHAURI
Contract type name	GDS Contract
Purpose of contract	General
Contract start date	01/04/2006
Contract end date	

17/18 Contracted general activity (UDA)	11,256
Carry forward general activity (UDA)	300
17/18 Contracted orthodontic activity (UOA)	0
Carry forward orthodontic activity (UOA)	0
Baseline contract value	£302,098.93

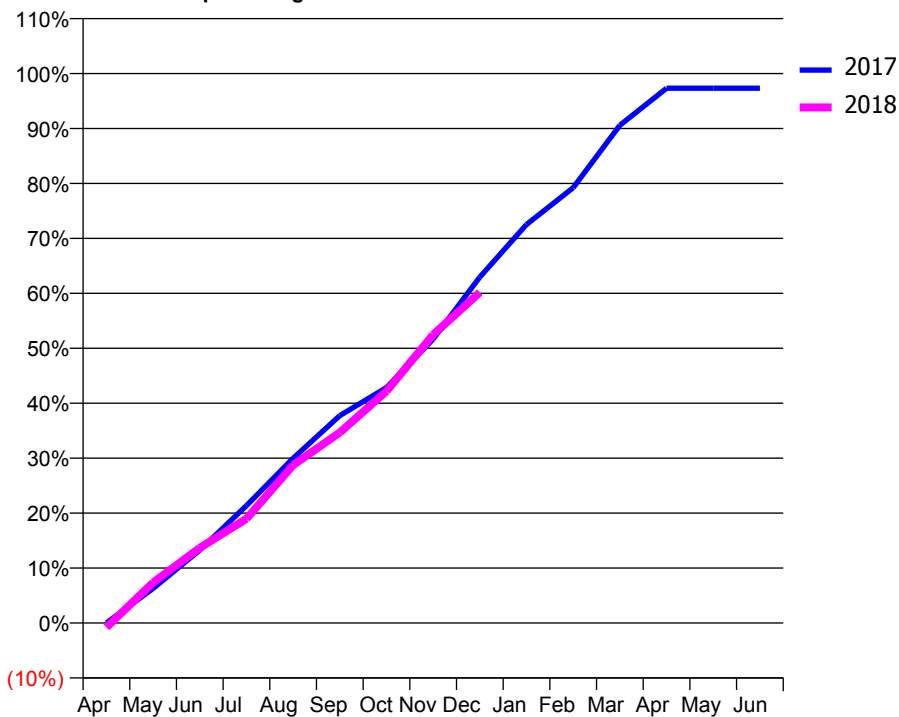
ACCESS*

Patients seen in 24 months	Total	Change since previous quarter
Quarter ending December 2016	4,438	
Quarter ending March 2017	4,509	→
Quarter ending June 2017	4,470	→
Quarter ending September 2017	4,421	↓
Quarter ending December 2017	4,536	↑
Variance since December 2016	2.2%	↑



ACTIVITY

Cumulative percentage of contracted UDA delivered 2017 & 2018



Month	Adjusted Scheduled Activity (UDA)	
	2017	2018
April	2	-91
May	708	829
June	1,494	1,538
July	2,404	2,134
August	3,376	3,236
September	4,250	3,903
October	4,821	4,749
November	5,816	5,908
December	7,087	6,773
January	8,164	
February	8,918	
March	10,196	
April	10,956	
May	10,956	
June	10,956	

QUALITY

	Quantity	Base Number	Contract	AT	Region	England
% of FP17s for the same patient ID Re-attending within 3 months - Children	55	992	5.5%	10.0%	11.6%	12.0%
% of FP17s for the same patient ID Re-attending within 3 months - Adults	162	1,945	8.3%	15.6%	16.7%	15.9%
% of FP17s for the same patient ID Re-attending between 3 & 9 months - Children	259	992	26.1%	47.0%	47.3%	58.0%
% of FP17s for the same patient ID Re-attending between 3 & 9 months - Adults	351	1,945	18.0%	37.8%	38.3%	50.5%
% of FP17s for Band 1 Urgent Courses	386	2,705	14.3%	10.9%	10.5%	9.0%
% of FP17s Relating to Free Repair or Replacements	9	2,705	0.3%	0.6%	0.6%	0.8%
% of FP17s Relating to Continuations	6	2,705	0.2%	0.6%	0.8%	1.1%
% of Patients satisfied with the dentistry they have received	6	7	N/A	88.1%	89.0%	91.5%
% of Patients satisfied with the time they had to wait for an appointment	7	7	N/A	83.4%	84.2%	87.9%

* This is based on patients treated on this contract for their most recent course of treatment. Figures in italics indicate the base number of FP17s or Patient Questionnaire responses are less than 100. N/A is shown where the base number of responses is less than 10 during the period. % is calculated as Quantity/Base number*100

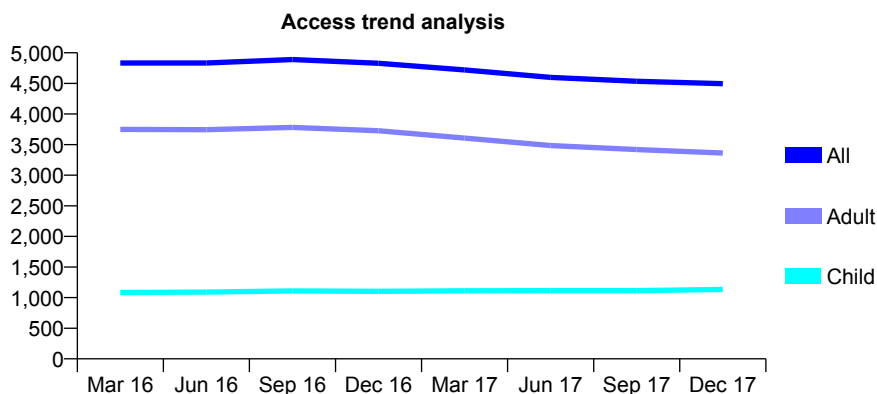
Q62 - Vital Signs At a Glance Contract Report for 395463/0002 - December 2017

Name or company name	MR AH GHAURI
Contract type name	GDS Contract
Purpose of contract	General
Contract start date	01/04/2006
Contract end date	

17/18 Contracted general activity (UDA)	16,269
Carry forward general activity (UDA)	-203
17/18 Contracted orthodontic activity (UOA)	0
Carry forward orthodontic activity (UOA)	0
Baseline contract value	£602,536.85

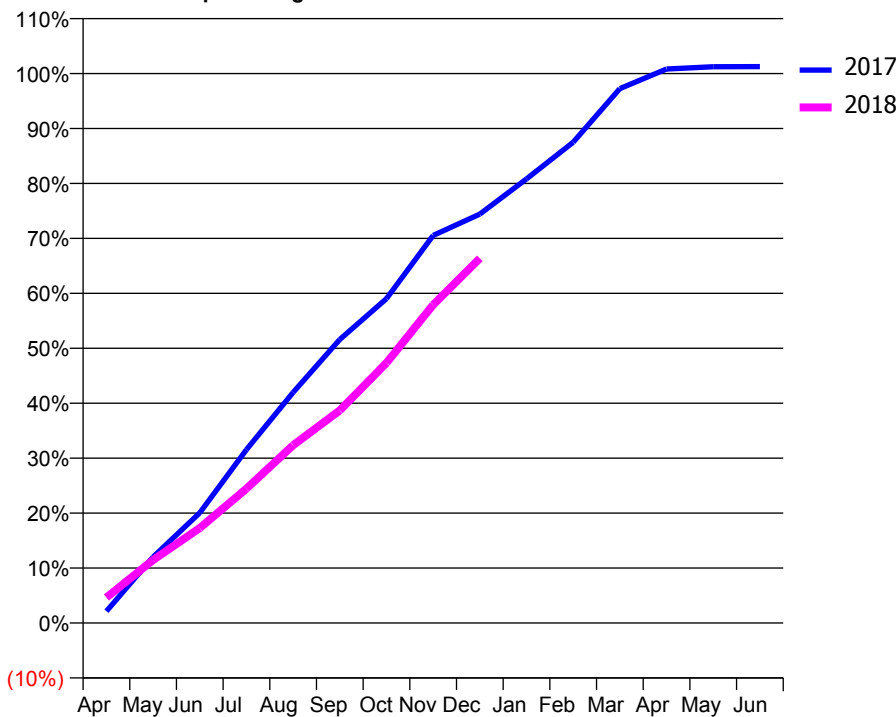
ACCESS*

Patients seen in 24 months	Total	Change since previous quarter
Quarter ending December 2016	4,830	
Quarter ending March 2017	4,719	↓
Quarter ending June 2017	4,599	↓
Quarter ending September 2017	4,534	↓
Quarter ending December 2017	4,495	→
Variance since December 2016	(6.9%)	↓



ACTIVITY

Cumulative percentage of contracted UDA delivered 2017 & 2018



Month	Adjusted Scheduled Activity (UDA)	
	2017	2018
April	351	756
May	1,957	1,865
June	3,264	2,814
July	5,136	3,976
August	6,829	5,265
September	8,395	6,297
October	9,604	7,700
November	11,473	9,421
December	12,107	10,797
January	13,150	
February	14,236	
March	15,823	
April	16,403	
May	16,468	
June	16,472	

QUALITY

	Quantity	Base Number	Contract	AT	Region	England
% of FP17s for the same patient ID Re-attending within 3 months - Children	63	900	7.0%	10.0%	11.6%	12.0%
% of FP17s for the same patient ID Re-attending within 3 months - Adults	306	2,365	12.9%	15.6%	16.7%	15.9%
% of FP17s for the same patient ID Re-attending between 3 & 9 months - Children	354	900	39.3%	47.0%	47.3%	58.0%
% of FP17s for the same patient ID Re-attending between 3 & 9 months - Adults	782	2,365	33.1%	37.8%	38.3%	50.5%
% of FP17s for Band 1 Urgent Courses	487	3,085	15.8%	10.9%	10.5%	9.0%
% of FP17s Relating to Free Repair or Replacements	18	3,085	0.6%	0.6%	0.6%	0.8%
% of FP17s Relating to Continuations	9	3,085	0.3%	0.6%	0.8%	1.1%
% of Patients satisfied with the dentistry they have received	6	7	N/A	88.1%	89.0%	91.5%
% of Patients satisfied with the time they had to wait for an appointment	7	7	N/A	83.4%	84.2%	87.9%

* This is based on patients treated on this contract for their most recent course of treatment. Figures in italics indicate the base number of FP17s or Patient Questionnaire responses are less than 100. N/A is shown where the base number of responses is less than 10 during the period. % is calculated as Quantity/Base number*100

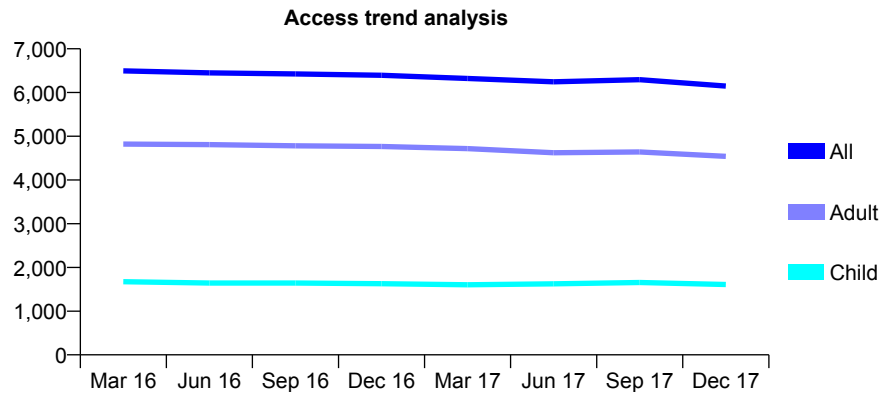
Q62 - Vital Signs At a Glance Contract Report for 395463/0004 - December 2017

Name or company name	MR AH GHAURI
Contract type name	GDS Contract
Purpose of contract	General
Contract start date	01/04/2006
Contract end date	

17/18 Contracted general activity (UDA)	24,669
Carry forward general activity (UDA)	555
17/18 Contracted orthodontic activity (UOA)	0
Carry forward orthodontic activity (UOA)	0
Baseline contract value	£656,082.81

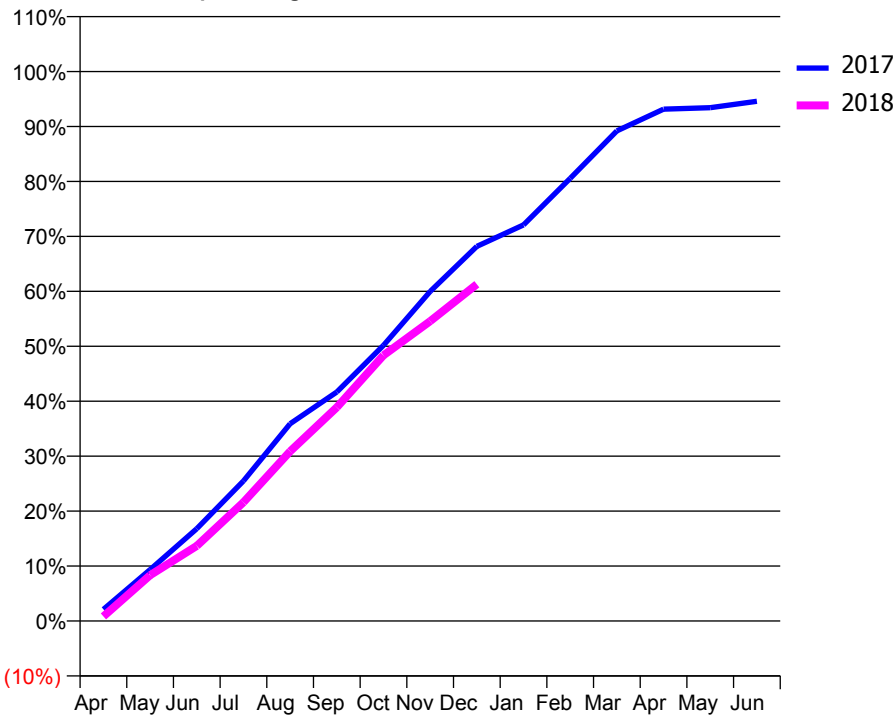
ACCESS*

Patients seen in 24 months	Total	Change since previous quarter
Quarter ending December 2016	6,395	
Quarter ending March 2017	6,322	↓
Quarter ending June 2017	6,246	↓
Quarter ending September 2017	6,294	→
Quarter ending December 2017	6,147	↓
Variance since December 2016	(3.9%)	↓



ACTIVITY

Cumulative percentage of contracted UDA delivered 2017 & 2018



Month	Adjusted Scheduled Activity (UDA)	
	2017	2018
April	521	205
May	2,310	2,056
June	4,145	3,376
July	6,288	5,333
August	8,859	7,615
September	10,283	9,594
October	12,375	11,927
November	14,794	13,458
December	16,820	15,121
January	17,784	
February	19,874	
March	22,003	
April	22,979	
May	23,043	
June	23,332	

QUALITY

	Quantity	Base Number	Contract	AT	Region	England
% of FP17s for the same patient ID Re-attending within 3 months - Children	84	1,252	6.7%	10.0%	11.6%	12.0%
% of FP17s for the same patient ID Re-attending within 3 months - Adults	385	3,012	12.8%	15.6%	16.7%	15.9%
% of FP17s for the same patient ID Re-attending between 3 & 9 months - Children	384	1,252	30.7%	47.0%	47.3%	58.0%
% of FP17s for the same patient ID Re-attending between 3 & 9 months - Adults	702	3,012	23.3%	37.8%	38.3%	50.5%
% of FP17s for Band 1 Urgent Courses	434	4,006	10.8%	10.9%	10.5%	9.0%
% of FP17s Relating to Free Repair or Replacements	10	4,006	0.2%	0.6%	0.6%	0.8%
% of FP17s Relating to Continuations	26	4,006	0.6%	0.6%	0.8%	1.1%
% of Patients satisfied with the dentistry they have received	11	13	84.6%	88.1%	89.0%	91.5%
% of Patients satisfied with the time they had to wait for an appointment	10	13	76.9%	83.4%	84.2%	87.9%

* This is based on patients treated on this contract for their most recent course of treatment. Figures in italics indicate the base number of FP17s or Patient Questionnaire responses are less than 100. N/A is shown where the base number of responses is less than 10 during the period. % is calculated as Quantity/Base number*100

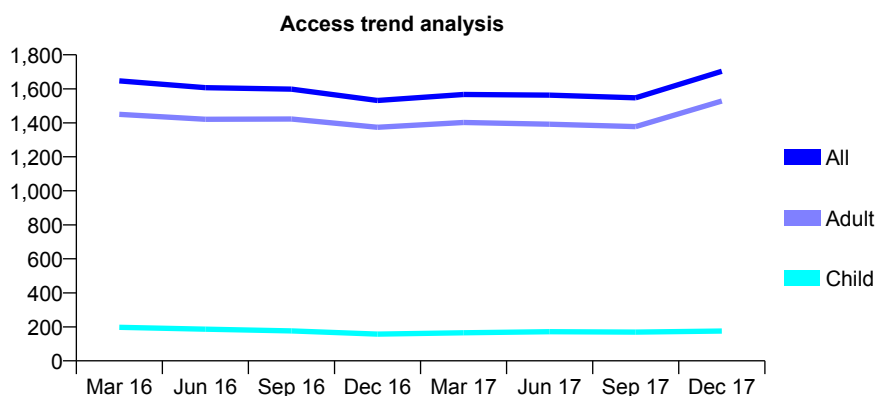
Q62 - Vital Signs At a Glance Contract Report for 395463/0006 - December 2017

Name or company name	MR AH GHAURI
Contract type name	GDS Contract
Purpose of contract	General
Contract start date	01/04/2006
Contract end date	

17/18 Contracted general activity (UDA)	3,000
Carry forward general activity (UDA)	0
17/18 Contracted orthodontic activity (UOA)	0
Carry forward orthodontic activity (UOA)	0
Baseline contract value	£119,065.73

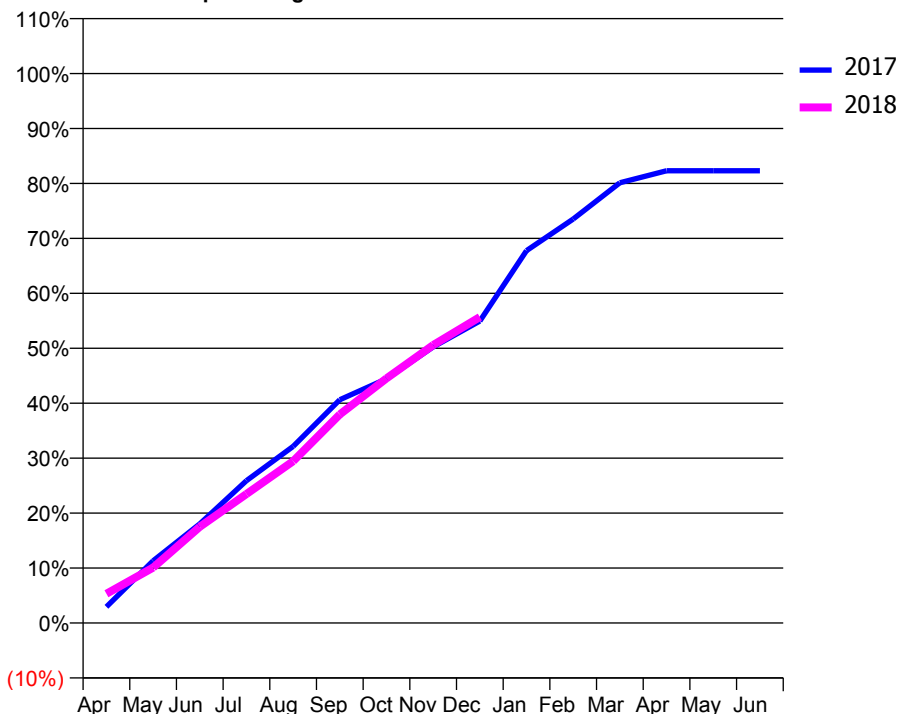
ACCESS*

Patients seen in 24 months	Total	Change since previous quarter
Quarter ending December 2016	1,531	
Quarter ending March 2017	1,567	↑
Quarter ending June 2017	1,563	→
Quarter ending September 2017	1,547	↓
Quarter ending December 2017	1,703	↑
Variance since December 2016	11.2%	↑



ACTIVITY

Cumulative percentage of contracted UDA delivered 2017 & 2018



Month	Adjusted Scheduled Activity (UDA)	
	2017	2018
April	89	160
May	339	302
June	541	525
July	777	704
August	964	884
September	1,219	1,139
October	1,333	1,335
November	1,507	1,518
December	1,649	1,671
January	2,033	
February	2,206	
March	2,403	
April	2,469	
May	2,469	
June	2,469	

QUALITY

	Quantity	Base Number	Contract	AT	Region	England
% of FP17s for the same patient ID Re-attending within 3 months - Children	1	230	0.4%	10.0%	11.6%	12.0%
% of FP17s for the same patient ID Re-attending within 3 months - Adults	14	1,238	1.1%	15.6%	16.7%	15.9%
% of FP17s for the same patient ID Re-attending between 3 & 9 months - Children	1	230	0.4%	47.0%	47.3%	58.0%
% of FP17s for the same patient ID Re-attending between 3 & 9 months - Adults	4	1,238	0.3%	37.8%	38.3%	50.5%
% of FP17s for Band 1 Urgent Courses	1,404	1,413	99.4%	10.9%	10.5%	9.0%
% of FP17s Relating to Free Repair or Replacements	0	1,413	0.0%	0.6%	0.6%	0.8%
% of FP17s Relating to Continuations	0	1,413	0.0%	0.6%	0.8%	1.1%
% of Patients satisfied with the dentistry they have received	0	0	N/A	88.1%	89.0%	91.5%
% of Patients satisfied with the time they had to wait for an appointment	0	0	N/A	83.4%	84.2%	87.9%

* This is based on patients treated on this contract for their most recent course of treatment. Figures in italics indicate the base number of FP17s or Patient Questionnaire responses are less than 100. N/A is shown where the base number of responses is less than 10 during the period. % is calculated as Quantity/Base number*100

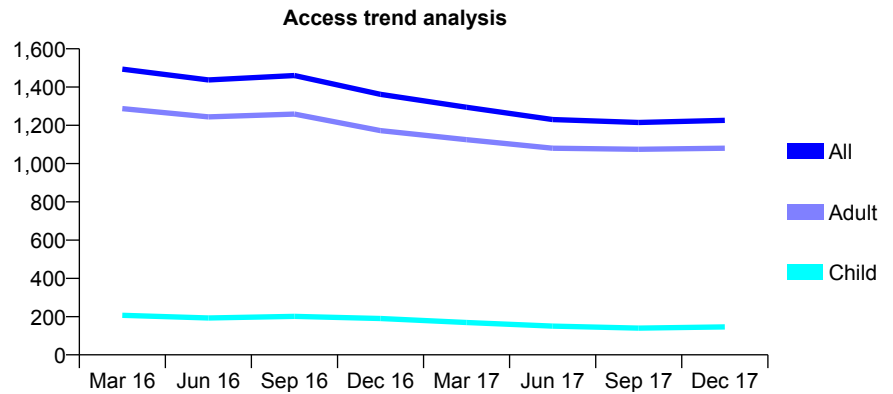
Q62 - Vital Signs At a Glance Contract Report for 395463/0007 - December 2017

Name or company name	MR AH GHAURI
Contract type name	GDS Contract
Purpose of contract	General
Contract start date	01/01/2007
Contract end date	

17/18 Contracted general activity (UDA)	2,200
Carry forward general activity (UDA)	0
17/18 Contracted orthodontic activity (UOA)	0
Carry forward orthodontic activity (UOA)	0
Baseline contract value	£86,954.05

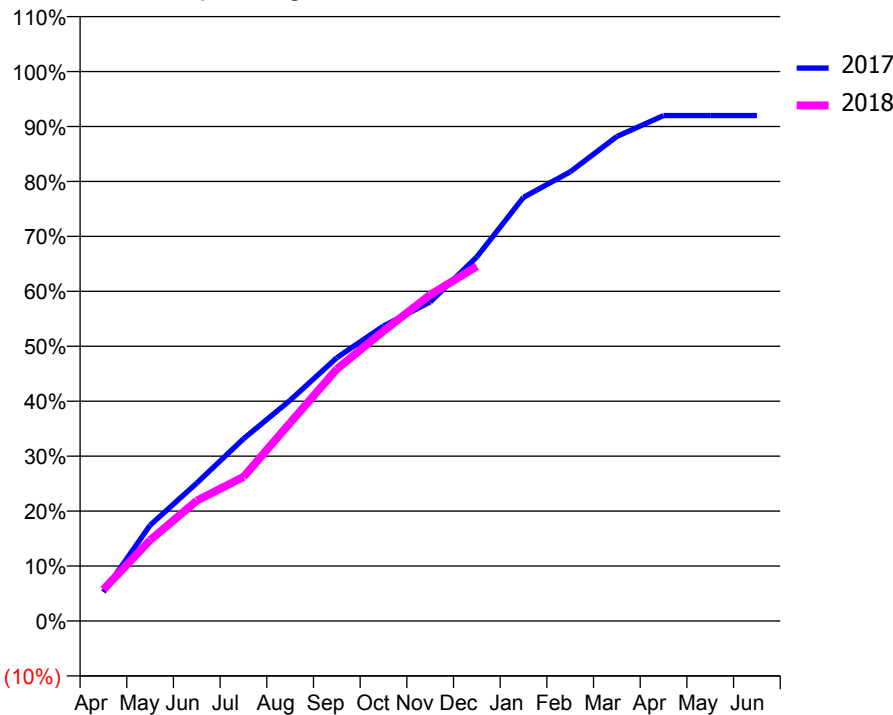
ACCESS*

Patients seen in 24 months	Total	Change since previous quarter
Quarter ending December 2016	1,362	
Quarter ending March 2017	1,294	↓
Quarter ending June 2017	1,230	↓
Quarter ending September 2017	1,215	↓
Quarter ending December 2017	1,226	→
Variance since December 2016	(10.0%)	↓



ACTIVITY

Cumulative percentage of contracted UDA delivered 2017 & 2018



Month	Adjusted Scheduled Activity (UDA)	
	2017	2018
April	116	126
May	384	324
June	552	482
July	730	577
August	884	794
September	1,054	1,009
October	1,181	1,161
November	1,277	1,306
December	1,458	1,420
January	1,696	
February	1,798	
March	1,940	
April	2,024	
May	2,024	
June	2,024	

QUALITY

	Quantity	Base Number	Contract	AT	Region	England
% of FP17s for the same patient ID Re-attending within 3 months - Children	3	249	1.2%	10.0%	11.6%	12.0%
% of FP17s for the same patient ID Re-attending within 3 months - Adults	11	1,006	1.1%	15.6%	16.7%	15.9%
% of FP17s for the same patient ID Re-attending between 3 & 9 months - Children	1	249	0.4%	47.0%	47.3%	58.0%
% of FP17s for the same patient ID Re-attending between 3 & 9 months - Adults	9	1,006	0.9%	37.8%	38.3%	50.5%
% of FP17s for Band 1 Urgent Courses	1,181	1,185	99.7%	10.9%	10.5%	9.0%
% of FP17s Relating to Free Repair or Replacements	0	1,185	0.0%	0.6%	0.6%	0.8%
% of FP17s Relating to Continuations	0	1,185	0.0%	0.6%	0.8%	1.1%
% of Patients satisfied with the dentistry they have received	0	0	N/A	88.1%	89.0%	91.5%
% of Patients satisfied with the time they had to wait for an appointment	0	0	N/A	83.4%	84.2%	87.9%

* This is based on patients treated on this contract for their most recent course of treatment. Figures in italics indicate the base number of FP17s or Patient Questionnaire responses are less than 100. N/A is shown where the base number of responses is less than 10 during the period. % is calculated as Quantity/Base number*100

Q62 - Vital Signs At a Glance Contract Report for 395463/0009 - December 2017

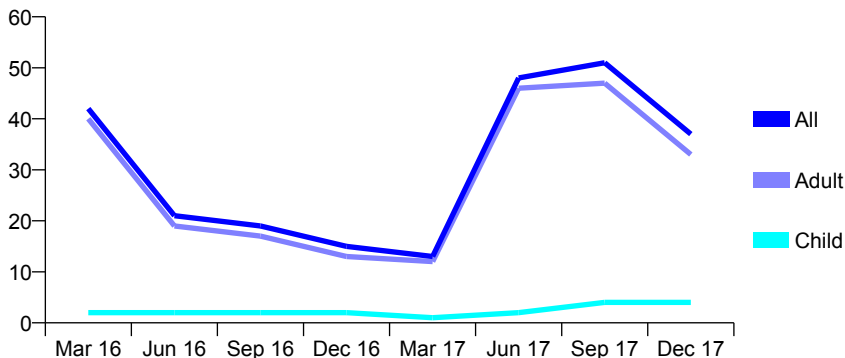
Name or company name	MR AH GHAURI
Contract type name	PDS Contract
Purpose of contract	General
Contract start date	01/04/2009
Contract end date	31/03/2019

17/18 Contracted general activity (UDA)	200
Carry forward general activity (UDA)	5
17/18 Contracted orthodontic activity (UOA)	0
Carry forward orthodontic activity (UOA)	0
Baseline contract value	£26,033.21

ACCESS*

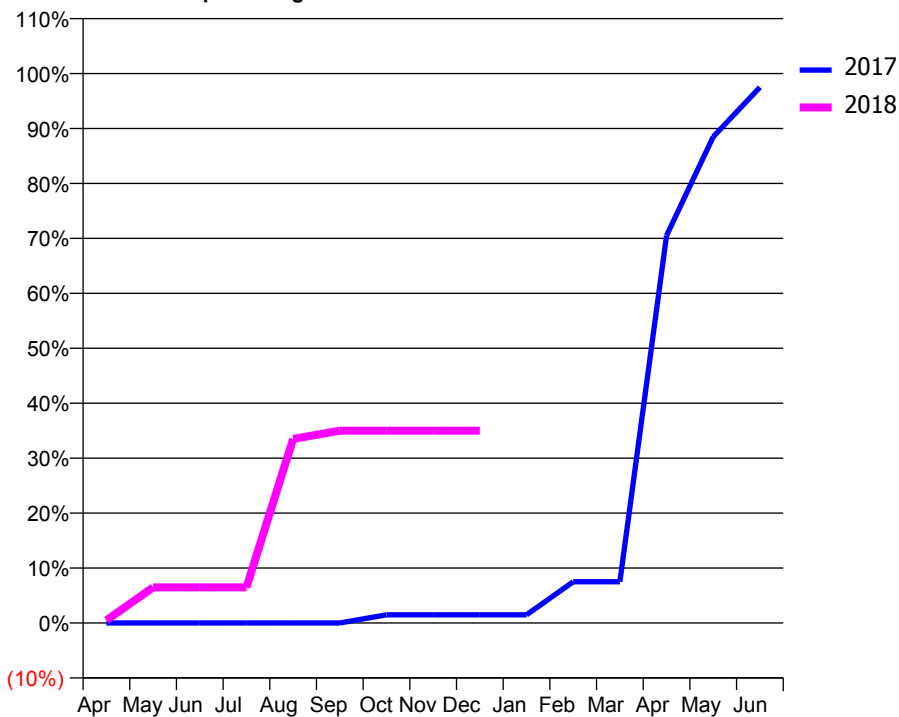
Patients seen in 24 months	Total	Change since previous quarter
Quarter ending December 2016	15	
Quarter ending March 2017	13	↓
Quarter ending June 2017	48	↑
Quarter ending September 2017	51	↑
Quarter ending December 2017	37	↓
Variance since December 2016	146.7%	↑

Access trend analysis



ACTIVITY

Cumulative percentage of contracted UDA delivered 2017 & 2018



Month	Adjusted Scheduled Activity (UDA)	
	2017	2018
April	0	1
May	0	13
June	0	13
July	0	13
August	0	67
September	0	70
October	3	70
November	3	70
December	3	70
January	3	
February	15	
March	15	
April	141	
May	177	
June	195	

QUALITY

	Quantity	Base Number	Contract	AT	Region	England
% of FP17s for the same patient ID Re-attending within 3 months - Children	0	3	0.0%	10.0%	11.6%	12.0%
% of FP17s for the same patient ID Re-attending within 3 months - Adults	0	83	0.0%	15.6%	16.7%	15.9%
% of FP17s for the same patient ID Re-attending between 3 & 9 months - Children	0	3	0.0%	47.0%	47.3%	58.0%
% of FP17s for the same patient ID Re-attending between 3 & 9 months - Adults	1	83	1.2%	37.8%	38.3%	50.5%
% of FP17s for Band 1 Urgent Courses	0	26	0.0%	10.9%	10.5%	9.0%
% of FP17s Relating to Free Repair or Replacements	0	26	0.0%	0.6%	0.6%	0.8%
% of FP17s Relating to Continuations	0	26	0.0%	0.6%	0.8%	1.1%
% of Patients satisfied with the dentistry they have received	0	0	N/A	88.1%	89.0%	91.5%
% of Patients satisfied with the time they had to wait for an appointment	0	0	N/A	83.4%	84.2%	87.9%

* This is based on patients treated on this contract for their most recent course of treatment. Figures in italics indicate the base number of FP17s or Patient Questionnaire responses are less than 100. N/A is shown where the base number of responses is less than 10 during the period. % is calculated as Quantity/Base number*100

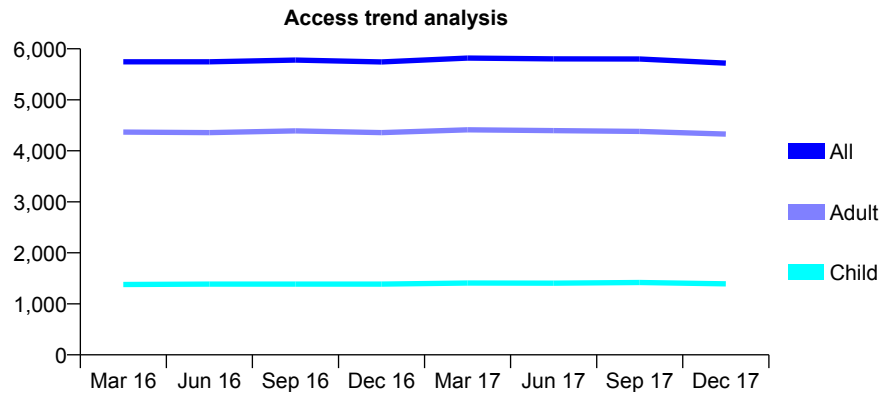
Q62 - Vital Signs At a Glance Contract Report for 555843/0001 - December 2017

Name or company name	MR B COHEN
Contract type name	GDS Contract
Purpose of contract	General
Contract start date	01/04/2006
Contract end date	

17/18 Contracted general activity (UDA)	13,083
Carry forward general activity (UDA)	0
17/18 Contracted orthodontic activity (UOA)	0
Carry forward orthodontic activity (UOA)	0
Baseline contract value	£347,659.47

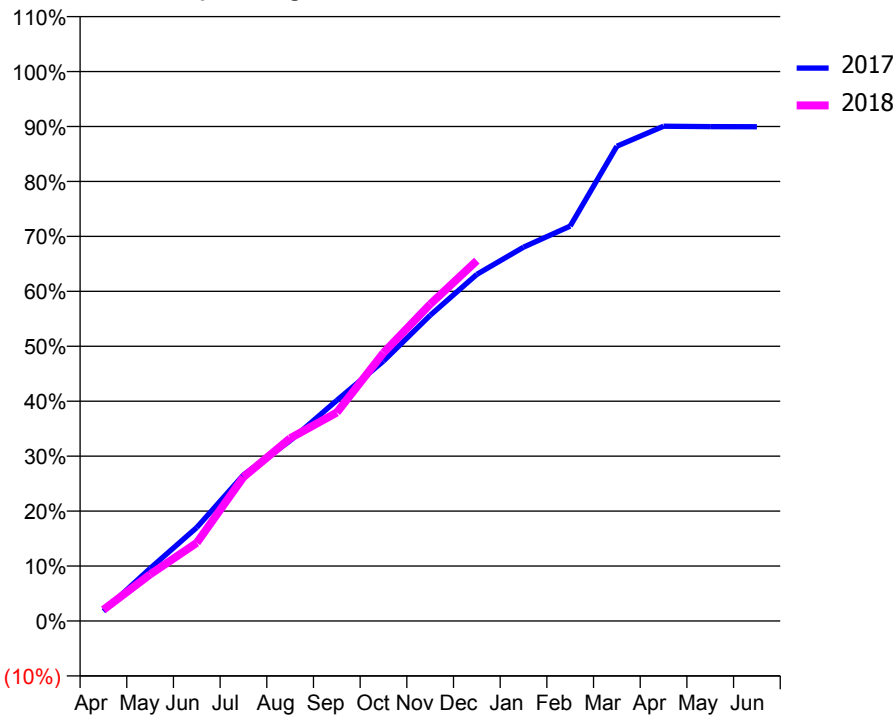
ACCESS*

Patients seen in 24 months	Total	Change since previous quarter
Quarter ending December 2016	5,742	
Quarter ending March 2017	5,819	→
Quarter ending June 2017	5,802	→
Quarter ending September 2017	5,799	→
Quarter ending December 2017	5,720	↓
Variance since December 2016	(0.4%)	→



ACTIVITY

Cumulative percentage of contracted UDA delivered 2017 & 2018



Month	Adjusted Scheduled Activity (UDA)	
	2017	2018
April	234	268
May	1,253	1,110
June	2,226	1,861
July	3,479	3,426
August	4,295	4,352
September	5,254	4,965
October	6,190	6,387
November	7,278	7,541
December	8,252	8,579
January	8,902	
February	9,402	
March	11,305	
April	11,782	
May	11,770	
June	11,769	

QUALITY

	Quantity	Base Number	Contract	AT	Region	England
% of FP17s for the same patient ID Re-attending within 3 months - Children	145	1,544	9.4%	10.0%	11.6%	12.0%
% of FP17s for the same patient ID Re-attending within 3 months - Adults	558	4,284	13.0%	15.6%	16.7%	15.9%
% of FP17s for the same patient ID Re-attending between 3 & 9 months - Children	914	1,544	59.2%	47.0%	47.3%	58.0%
% of FP17s for the same patient ID Re-attending between 3 & 9 months - Adults	2,445	4,284	57.1%	37.8%	38.3%	50.5%
% of FP17s for Band 1 Urgent Courses	555	5,541	10.0%	10.9%	10.5%	9.0%
% of FP17s Relating to Free Repair or Replacements	23	5,541	0.4%	0.6%	0.6%	0.8%
% of FP17s Relating to Continuations	75	5,541	1.4%	0.6%	0.8%	1.1%
% of Patients satisfied with the dentistry they have received	9	10	90.0%	88.1%	89.0%	91.5%
% of Patients satisfied with the time they had to wait for an appointment	10	10	100.0%	83.4%	84.2%	87.9%

* This is based on patients treated on this contract for their most recent course of treatment. Figures in italics indicate the base number of FP17s or Patient Questionnaire responses are less than 100. N/A is shown where the base number of responses is less than 10 during the period. % is calculated as Quantity/Base number*100

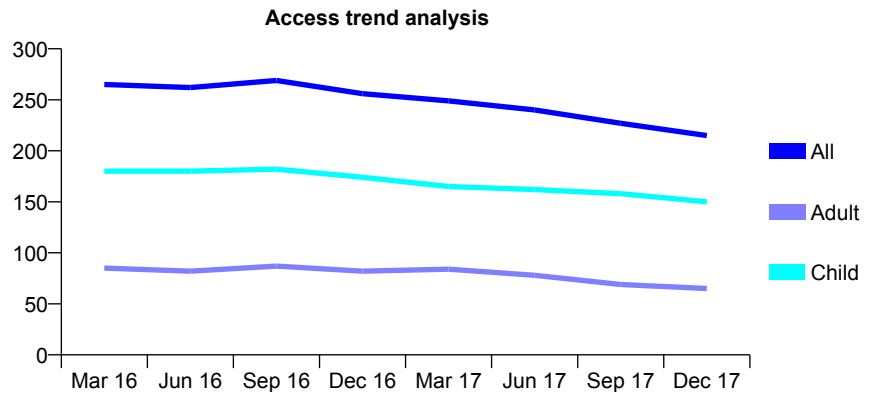
Q62 - Vital Signs At a Glance Contract Report for 558044/0003 - December 2017

Name or company name	MR BP WEINBAUM
Contract type name	GDS Contract
Purpose of contract	General
Contract start date	08/06/2007
Contract end date	

17/18 Contracted general activity (UDA)	431
Carry forward general activity (UDA)	0
17/18 Contracted orthodontic activity (UOA)	0
Carry forward orthodontic activity (UOA)	0
Baseline contract value	£9,705.52

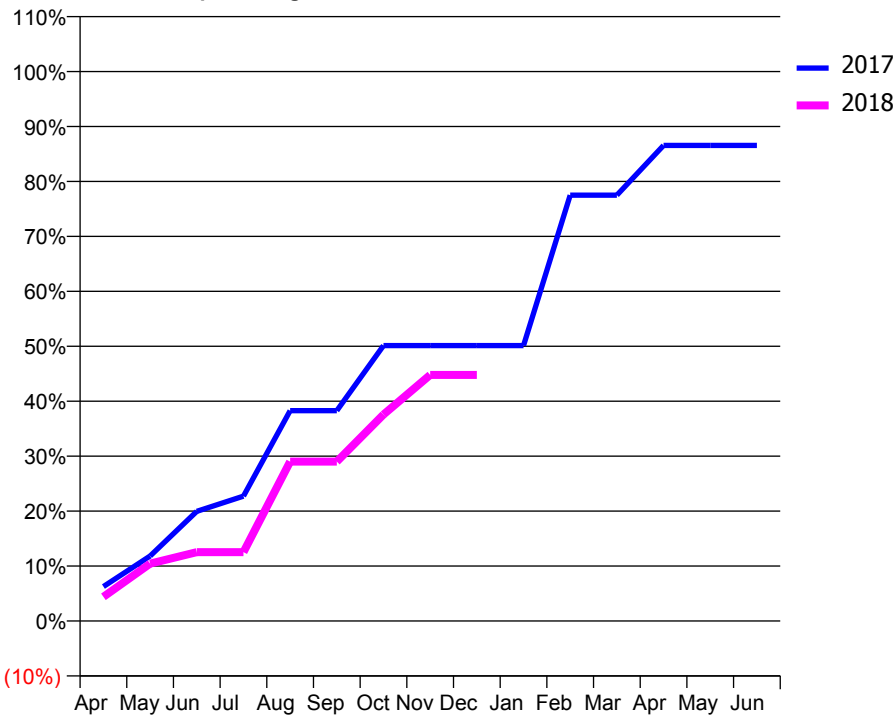
ACCESS*

Patients seen in 24 months	Total	Change since previous quarter
Quarter ending December 2016	256	
Quarter ending March 2017	249	↓
Quarter ending June 2017	240	↓
Quarter ending September 2017	227	↓
Quarter ending December 2017	215	↓
Variance since December 2016	(16.0%)	↓



ACTIVITY

Cumulative percentage of contracted UDA delivered 2017 & 2018



Month	Adjusted Scheduled Activity (UDA)	
	2017	2018
April	27	19
May	51	45
June	86	54
July	98	54
August	165	125
September	165	125
October	216	162
November	216	193
December	216	193
January	216	
February	334	
March	334	
April	373	
May	373	
June	373	

QUALITY

	Quantity	Base Number	Contract	AT	Region	England
% of FP17s for the same patient ID Re-attending within 3 months - Children	5	153	3.3%	10.0%	11.6%	12.0%
% of FP17s for the same patient ID Re-attending within 3 months - Adults	2	46	4.3%	15.6%	16.7%	15.9%
% of FP17s for the same patient ID Re-attending between 3 & 9 months - Children	100	153	65.4%	47.0%	47.3%	58.0%
% of FP17s for the same patient ID Re-attending between 3 & 9 months - Adults	22	46	47.8%	37.8%	38.3%	50.5%
% of FP17s for Band 1 Urgent Courses	0	156	0.0%	10.9%	10.5%	9.0%
% of FP17s Relating to Free Repair or Replacements	0	156	0.0%	0.6%	0.6%	0.8%
% of FP17s Relating to Continuations	3	156	1.9%	0.6%	0.8%	1.1%
% of Patients satisfied with the dentistry they have received	0	0	N/A	88.1%	89.0%	91.5%
% of Patients satisfied with the time they had to wait for an appointment	0	0	N/A	83.4%	84.2%	87.9%

* This is based on patients treated on this contract for their most recent course of treatment. Figures in italics indicate the base number of FP17s or Patient Questionnaire responses are less than 100. N/A is shown where the base number of responses is less than 10 during the period. % is calculated as Quantity/Base number*100

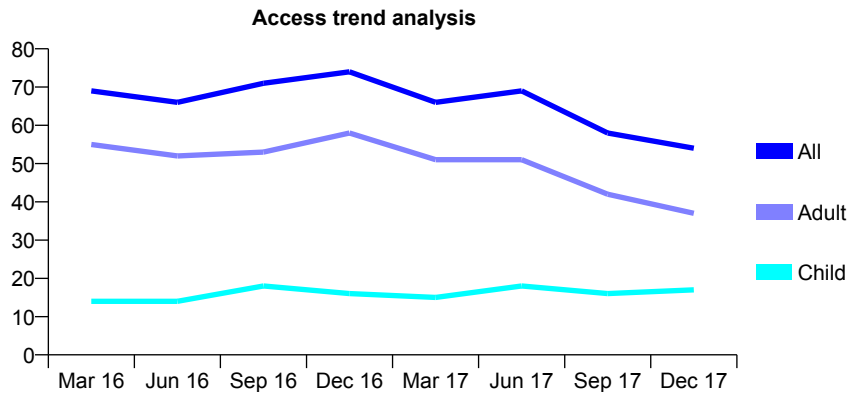
Q62 - Vital Signs At a Glance Contract Report for 558834/0002 - December 2017

Name or company name	MR SG RADIA
Contract type name	GDS Contract
Purpose of contract	General
Contract start date	22/04/2010
Contract end date	

17/18 Contracted general activity (UDA)	228
Carry forward general activity (UDA)	-4
17/18 Contracted orthodontic activity (UOA)	0
Carry forward orthodontic activity (UOA)	0
Baseline contract value	£6,248.86

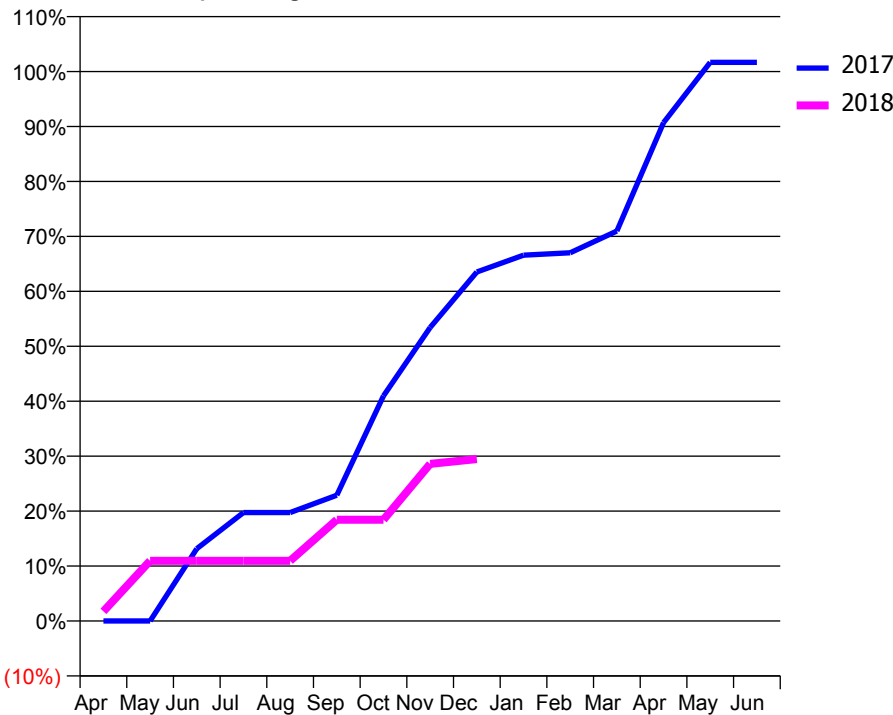
ACCESS*

Patients seen in 24 months	Total	Change since previous quarter
Quarter ending December 2016	74	
Quarter ending March 2017	66	↓
Quarter ending June 2017	69	↑
Quarter ending September 2017	58	↓
Quarter ending December 2017	54	↓
Variance since December 2016	(27.0%)	↓



ACTIVITY

Cumulative percentage of contracted UDA delivered 2017 & 2018



Month	Adjusted Scheduled Activity (UDA)	
	2017	2018
April	0	4
May	0	25
June	30	25
July	45	25
August	45	25
September	52	42
October	93	42
November	122	65
December	145	67
January	152	
February	153	
March	162	
April	207	
May	232	
June	232	

QUALITY

	Quantity	Base Number	Contract	AT	Region	England
% of FP17s for the same patient ID Re-attending within 3 months - Children	1	16	6.3%	10.0%	11.6%	12.0%
% of FP17s for the same patient ID Re-attending within 3 months - Adults	0	20	0.0%	15.6%	16.7%	15.9%
% of FP17s for the same patient ID Re-attending between 3 & 9 months - Children	6	16	37.5%	47.0%	47.3%	58.0%
% of FP17s for the same patient ID Re-attending between 3 & 9 months - Adults	11	20	55.0%	37.8%	38.3%	50.5%
% of FP17s for Band 1 Urgent Courses	1	27	3.7%	10.9%	10.5%	9.0%
% of FP17s Relating to Free Repair or Replacements	0	27	0.0%	0.6%	0.6%	0.8%
% of FP17s Relating to Continuations	0	27	0.0%	0.6%	0.8%	1.1%
% of Patients satisfied with the dentistry they have received	0	0	N/A	88.1%	89.0%	91.5%
% of Patients satisfied with the time they had to wait for an appointment	0	0	N/A	83.4%	84.2%	87.9%

* This is based on patients treated on this contract for their most recent course of treatment. Figures in italics indicate the base number of FP17s or Patient Questionnaire responses are less than 100. N/A is shown where the base number of responses is less than 10 during the period. % is calculated as Quantity/Base number*100

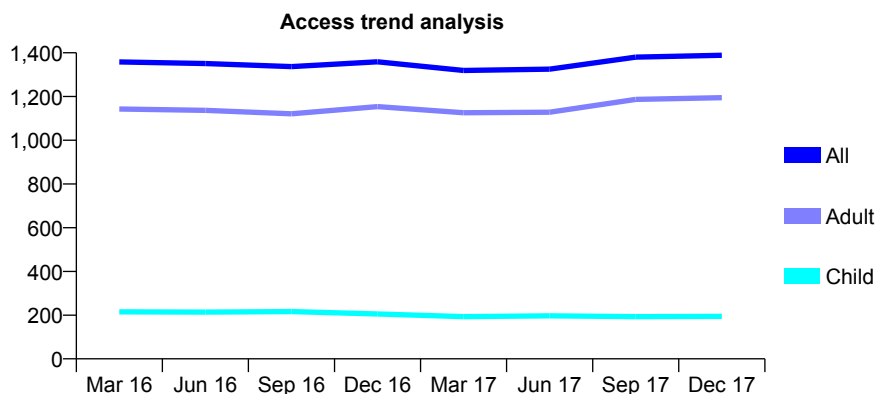
Q62 - Vital Signs At a Glance Contract Report for 559741/0002 - December 2017

Name or company name	R Dattani
Contract type name	GDS Contract
Purpose of contract	General
Contract start date	01/08/2006
Contract end date	

17/18 Contracted general activity (UDA)	4,829
Carry forward general activity (UDA)	0
17/18 Contracted orthodontic activity (UOA)	0
Carry forward orthodontic activity (UOA)	0
Baseline contract value	£126,037.22

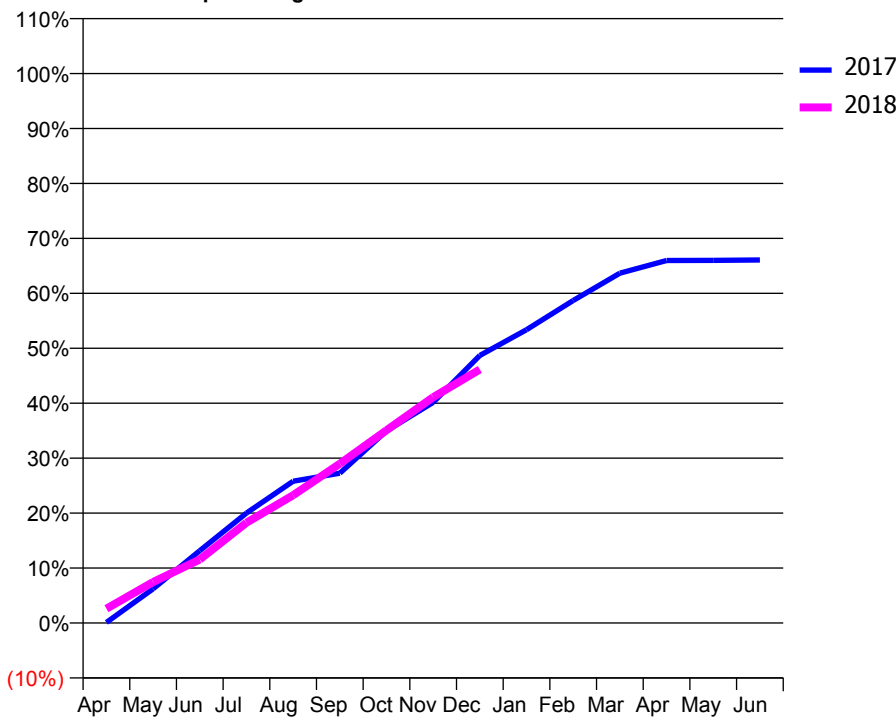
ACCESS*

Patients seen in 24 months	Total	Change since previous quarter
Quarter ending December 2016	1,359	
Quarter ending March 2017	1,319	↓
Quarter ending June 2017	1,325	→
Quarter ending September 2017	1,380	↑
Quarter ending December 2017	1,389	→
Variance since December 2016	2.2%	↑



ACTIVITY

Cumulative percentage of contracted UDA delivered 2017 & 2018



Month	Adjusted Scheduled Activity (UDA)	
	2017	2018
April	5	126
May	300	361
June	635	559
July	967	882
August	1,246	1,123
September	1,316	1,399
October	1,688	1,694
November	1,939	1,985
December	2,351	2,228
January	2,577	
February	2,834	
March	3,074	
April	3,185	
May	3,186	
June	3,190	

QUALITY

	Quantity	Base Number	Contract	AT	Region	England
% of FP17s for the same patient ID Re-attending within 3 months - Children	8	165	4.8%	10.0%	11.6%	12.0%
% of FP17s for the same patient ID Re-attending within 3 months - Adults	103	881	11.7%	15.6%	16.7%	15.9%
% of FP17s for the same patient ID Re-attending between 3 & 9 months - Children	61	165	37.0%	47.0%	47.3%	58.0%
% of FP17s for the same patient ID Re-attending between 3 & 9 months - Adults	231	881	26.2%	37.8%	38.3%	50.5%
% of FP17s for Band 1 Urgent Courses	97	982	9.9%	10.9%	10.5%	9.0%
% of FP17s Relating to Free Repair or Replacements	9	982	0.9%	0.6%	0.6%	0.8%
% of FP17s Relating to Continuations	11	982	1.1%	0.6%	0.8%	1.1%
% of Patients satisfied with the dentistry they have received	0	0	N/A	88.1%	89.0%	91.5%
% of Patients satisfied with the time they had to wait for an appointment	0	0	N/A	83.4%	84.2%	87.9%

* This is based on patients treated on this contract for their most recent course of treatment. Figures in italics indicate the base number of FP17s or Patient Questionnaire responses are less than 100. N/A is shown where the base number of responses is less than 10 during the period. % is calculated as Quantity/Base number*100

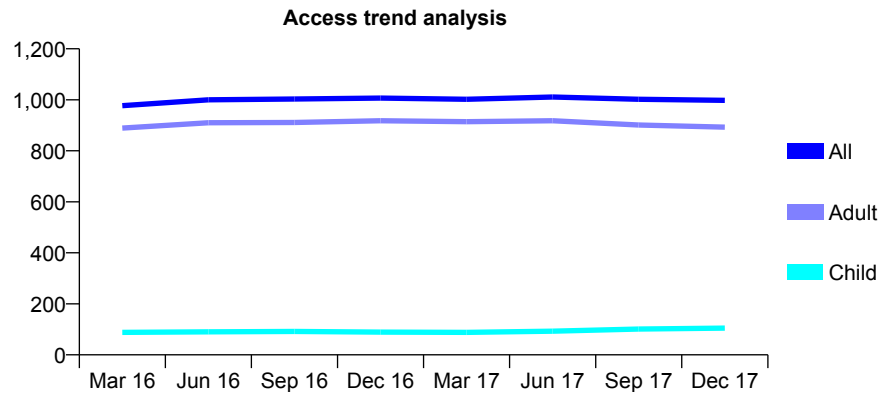
Q62 - Vital Signs At a Glance Contract Report for 567329/0002 - December 2017

Name or company name	MR WH LEE
Contract type name	GDS Contract
Purpose of contract	General
Contract start date	04/04/2007
Contract end date	

17/18 Contracted general activity (UDA)	5,024
Carry forward general activity (UDA)	0
17/18 Contracted orthodontic activity (UOA)	0
Carry forward orthodontic activity (UOA)	0
Baseline contract value	£132,356.95

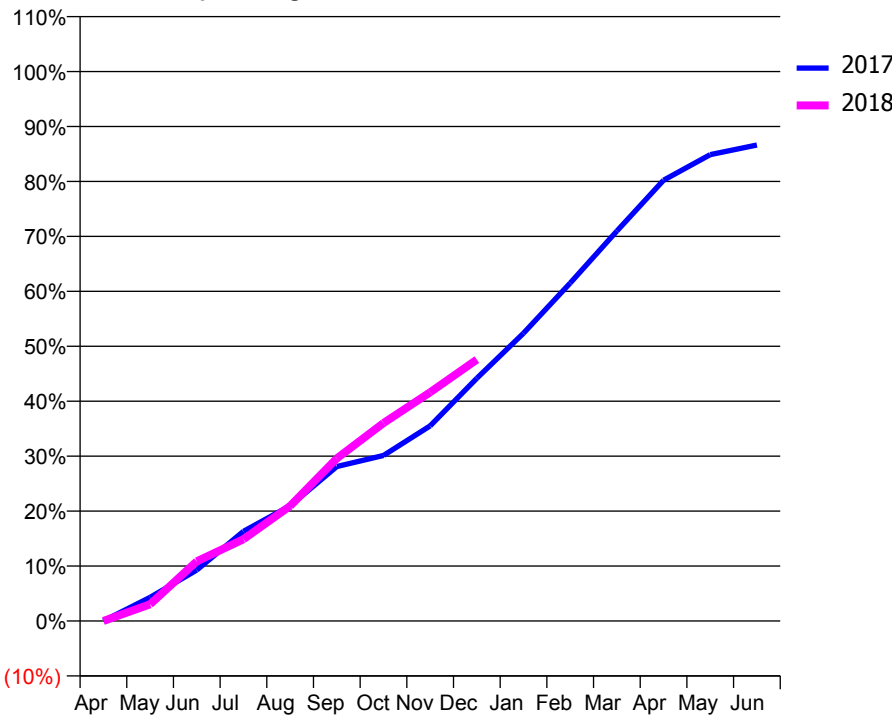
ACCESS*

Patients seen in 24 months	Total	Change since previous quarter
Quarter ending December 2016	1,007	
Quarter ending March 2017	1,002	→
Quarter ending June 2017	1,011	→
Quarter ending September 2017	1,002	→
Quarter ending December 2017	998	→
Variance since December 2016	(0.9%)	→



ACTIVITY

Cumulative percentage of contracted UDA delivered 2017 & 2018



Month	Adjusted Scheduled Activity (UDA)	
	2017	2018
April	0	0
May	217	153
June	467	546
July	820	748
August	1,054	1,052
September	1,412	1,486
October	1,514	1,810
November	1,785	2,092
December	2,220	2,390
January	2,631	
February	3,090	
March	3,566	
April	4,029	
May	4,265	
June	4,352	

QUALITY

	Quantity	Base Number	Contract	AT	Region	England
% of FP17s for the same patient ID Re-attending within 3 months - Children	3	82	3.7%	10.0%	11.6%	12.0%
% of FP17s for the same patient ID Re-attending within 3 months - Adults	10	499	2.0%	15.6%	16.7%	15.9%
% of FP17s for the same patient ID Re-attending between 3 & 9 months - Children	16	82	19.5%	47.0%	47.3%	58.0%
% of FP17s for the same patient ID Re-attending between 3 & 9 months - Adults	143	499	28.7%	37.8%	38.3%	50.5%
% of FP17s for Band 1 Urgent Courses	15	476	3.2%	10.9%	10.5%	9.0%
% of FP17s Relating to Free Repair or Replacements	4	476	0.8%	0.6%	0.6%	0.8%
% of FP17s Relating to Continuations	0	476	0.0%	0.6%	0.8%	1.1%
% of Patients satisfied with the dentistry they have received	0	0	N/A	88.1%	89.0%	91.5%
% of Patients satisfied with the time they had to wait for an appointment	0	0	N/A	83.4%	84.2%	87.9%

* This is based on patients treated on this contract for their most recent course of treatment. Figures in italics indicate the base number of FP17s or Patient Questionnaire responses are less than 100. N/A is shown where the base number of responses is less than 10 during the period. % is calculated as Quantity/Base number*100

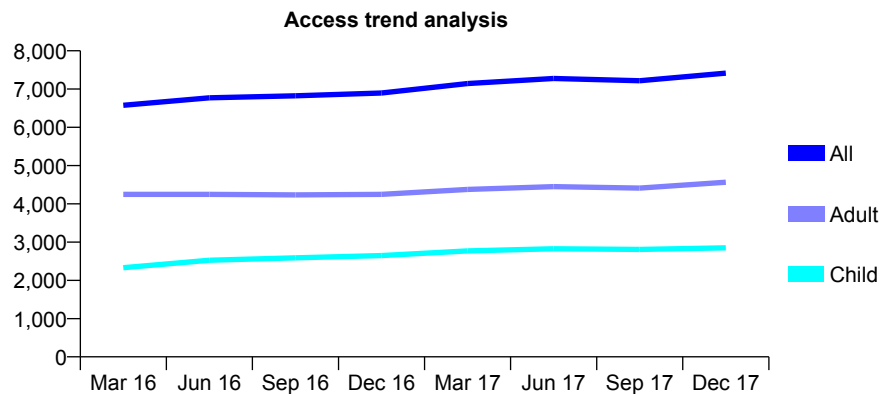
Q62 - Vital Signs At a Glance Contract Report for 568821/0001 - December 2017

Name or company name	MR BK VEKARIA
Contract type name	GDS Contract
Purpose of contract	General
Contract start date	01/04/2006
Contract end date	

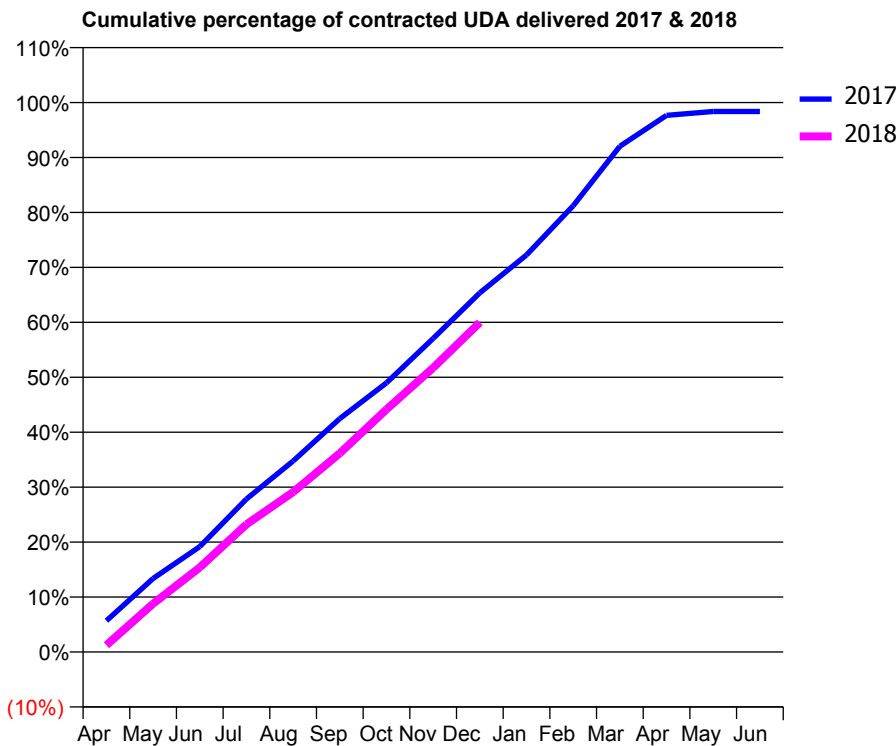
17/18 Contracted general activity (UDA)	25,725
Carry forward general activity (UDA)	421
17/18 Contracted orthodontic activity (UOA)	0
Carry forward orthodontic activity (UOA)	0
Baseline contract value	£892,872.91

ACCESS*

Patients seen in 24 months	Total	Change since previous quarter
Quarter ending December 2016	6,895	
Quarter ending March 2017	7,143	↑
Quarter ending June 2017	7,277	→
Quarter ending September 2017	7,219	→
Quarter ending December 2017	7,416	↑
Variance since December 2016	7.6%	↑



ACTIVITY



Month	Adjusted Scheduled Activity (UDA)	
	2017	2018
April	1,465	324
May	3,444	2,265
June	4,935	3,960
July	7,161	5,980
August	8,944	7,487
September	10,929	9,304
October	12,598	11,359
November	14,680	13,307
December	16,814	15,432
January	18,587	
February	20,888	
March	23,673	
April	25,123	
May	25,304	
June	25,304	

QUALITY

	Quantity	Base Number	Contract	AT	Region	England
% of FP17s for the same patient ID Re-attending within 3 months - Children	241	2,437	9.9%	10.0%	11.6%	12.0%
% of FP17s for the same patient ID Re-attending within 3 months - Adults	564	3,652	15.4%	15.6%	16.7%	15.9%
% of FP17s for the same patient ID Re-attending between 3 & 9 months - Children	766	2,437	31.4%	47.0%	47.3%	58.0%
% of FP17s for the same patient ID Re-attending between 3 & 9 months - Adults	1,192	3,652	32.6%	37.8%	38.3%	50.5%
% of FP17s for Band 1 Urgent Courses	679	5,656	12.0%	10.9%	10.5%	9.0%
% of FP17s Relating to Free Repair or Replacements	36	5,656	0.6%	0.6%	0.6%	0.8%
% of FP17s Relating to Continuations	7	5,656	0.1%	0.6%	0.8%	1.1%
% of Patients satisfied with the dentistry they have received	5	5	N/A	88.1%	89.0%	91.5%
% of Patients satisfied with the time they had to wait for an appointment	2	5	N/A	83.4%	84.2%	87.9%

* This is based on patients treated on this contract for their most recent course of treatment. Figures in italics indicate the base number of FP17s or Patient Questionnaire responses are less than 100. N/A is shown where the base number of responses is less than 10 during the period. % is calculated as Quantity/Base number*100

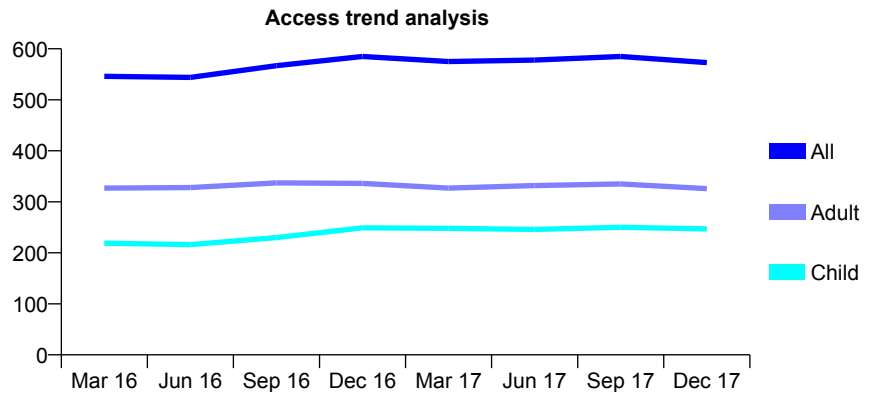
Q62 - Vital Signs At a Glance Contract Report for 570559/0001 - December 2017

Name or company name	MR Q MANJI
Contract type name	GDS Contract
Purpose of contract	General
Contract start date	01/04/2006
Contract end date	

17/18 Contracted general activity (UDA)	1,521
Carry forward general activity (UDA)	-30
17/18 Contracted orthodontic activity (UOA)	0
Carry forward orthodontic activity (UOA)	0
Baseline contract value	£61,963.33

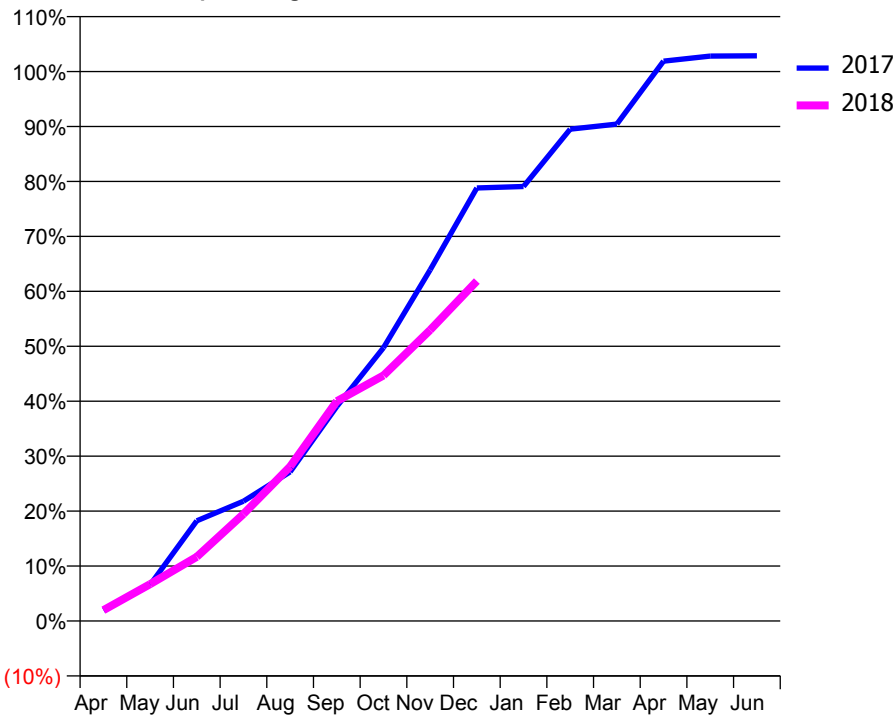
ACCESS*

Patients seen in 24 months	Total	Change since previous quarter
Quarter ending December 2016	585	
Quarter ending March 2017	575	↓
Quarter ending June 2017	578	→
Quarter ending September 2017	585	→
Quarter ending December 2017	573	↓
Variance since December 2016	(2.1%)	↓



ACTIVITY

Cumulative percentage of contracted UDA delivered 2017 & 2018



Month	Adjusted Scheduled Activity (UDA)	
	2017	2018
April	30	30
May	100	102
June	277	178
July	332	296
August	413	428
September	594	608
October	756	680
November	972	805
December	1,199	941
January	1,203	
February	1,361	
March	1,375	
April	1,550	
May	1,564	
June	1,565	

QUALITY

	Quantity	Base Number	Contract	AT	Region	England
% of FP17s for the same patient ID Re-attending within 3 months - Children	6	194	3.1%	10.0%	11.6%	12.0%
% of FP17s for the same patient ID Re-attending within 3 months - Adults	28	254	11.0%	15.6%	16.7%	15.9%
% of FP17s for the same patient ID Re-attending between 3 & 9 months - Children	69	194	35.6%	47.0%	47.3%	58.0%
% of FP17s for the same patient ID Re-attending between 3 & 9 months - Adults	89	254	35.0%	37.8%	38.3%	50.5%
% of FP17s for Band 1 Urgent Courses	21	382	5.5%	10.9%	10.5%	9.0%
% of FP17s Relating to Free Repair or Replacements	0	382	0.0%	0.6%	0.6%	0.8%
% of FP17s Relating to Continuations	0	382	0.0%	0.6%	0.8%	1.1%
% of Patients satisfied with the dentistry they have received	0	0	N/A	88.1%	89.0%	91.5%
% of Patients satisfied with the time they had to wait for an appointment	0	0	N/A	83.4%	84.2%	87.9%

* This is based on patients treated on this contract for their most recent course of treatment. Figures in italics indicate the base number of FP17s or Patient Questionnaire responses are less than 100. N/A is shown where the base number of responses is less than 10 during the period. % is calculated as Quantity/Base number*100

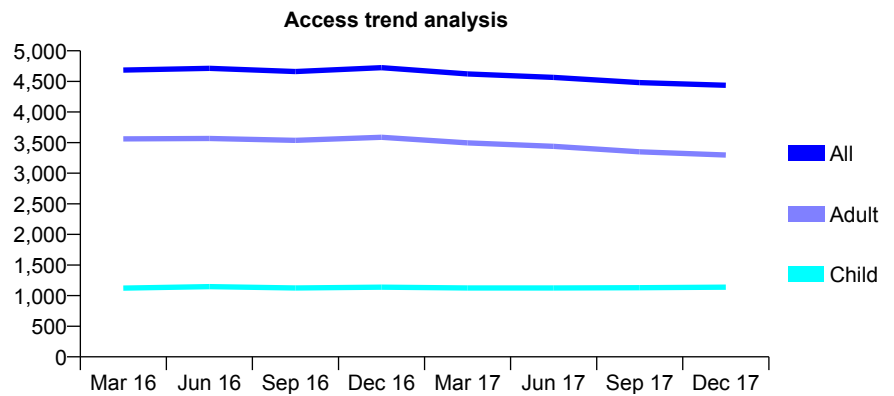
Q62 - Vital Signs At a Glance Contract Report for 571636/0001 - December 2017

Name or company name	MRS N SACOOR
Contract type name	GDS Contract
Purpose of contract	General
Contract start date	01/04/2006
Contract end date	

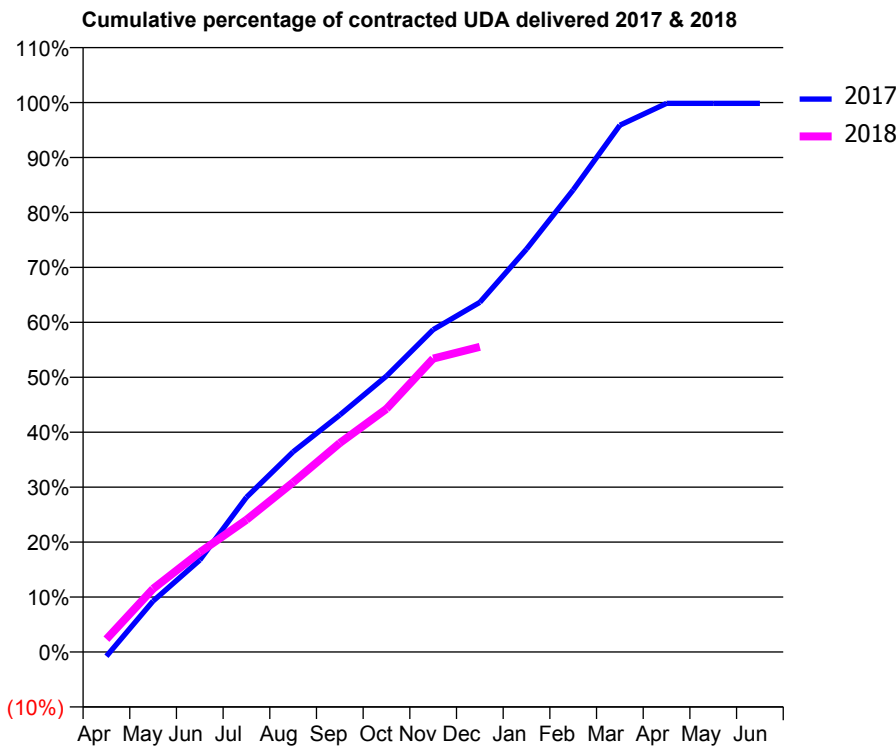
17/18 Contracted general activity (UDA)	14,033
Carry forward general activity (UDA)	22
17/18 Contracted orthodontic activity (UOA)	0
Carry forward orthodontic activity (UOA)	0
Baseline contract value	£369,207.41

ACCESS*

Patients seen in 24 months	Total	Change since previous quarter
Quarter ending December 2016	4,725	
Quarter ending March 2017	4,621	↓
Quarter ending June 2017	4,565	↓
Quarter ending September 2017	4,480	↓
Quarter ending December 2017	4,436	→
Variance since December 2016	(6.1%)	↓



ACTIVITY



Month	Adjusted Scheduled Activity (UDA)	
	2017	2018
April	-111	329
May	1,304	1,616
June	2,348	2,546
July	3,951	3,378
August	5,115	4,335
September	6,051	5,338
October	7,048	6,209
November	8,234	7,495
December	8,930	7,795
January	10,290	
February	11,802	
March	13,452	
April	14,011	
May	14,011	
June	14,011	

QUALITY

	Quantity	Base Number	Contract	AT	Region	England
% of FP17s for the same patient ID Re-attending within 3 months - Children	86	997	8.6%	10.0%	11.6%	12.0%
% of FP17s for the same patient ID Re-attending within 3 months - Adults	396	2,433	16.3%	15.6%	16.7%	15.9%
% of FP17s for the same patient ID Re-attending between 3 & 9 months - Children	425	997	42.6%	47.0%	47.3%	58.0%
% of FP17s for the same patient ID Re-attending between 3 & 9 months - Adults	859	2,433	35.3%	37.8%	38.3%	50.5%
% of FP17s for Band 1 Urgent Courses	310	3,257	9.5%	10.9%	10.5%	9.0%
% of FP17s Relating to Free Repair or Replacements	17	3,257	0.5%	0.6%	0.6%	0.8%
% of FP17s Relating to Continuations	55	3,257	1.7%	0.6%	0.8%	1.1%
% of Patients satisfied with the dentistry they have received	4	5	N/A	88.1%	89.0%	91.5%
% of Patients satisfied with the time they had to wait for an appointment	5	5	N/A	83.4%	84.2%	87.9%

* This is based on patients treated on this contract for their most recent course of treatment. Figures in italics indicate the base number of FP17s or Patient Questionnaire responses are less than 100. N/A is shown where the base number of responses is less than 10 during the period. % is calculated as Quantity/Base number*100

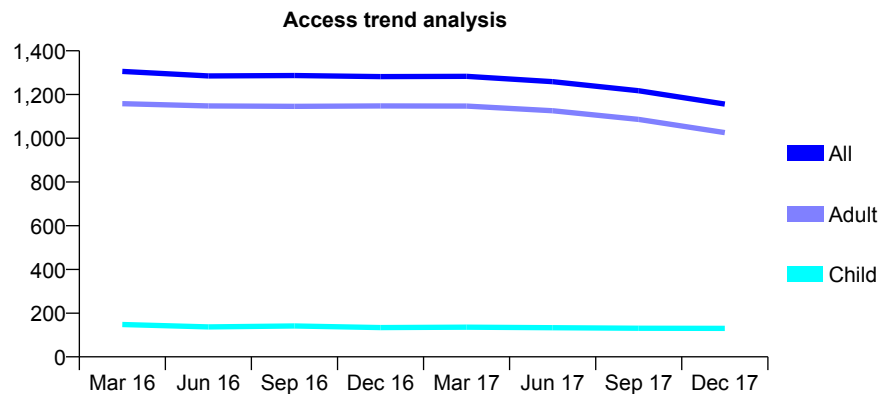
Q62 - Vital Signs At a Glance Contract Report for 572802/0001 - December 2017

Name or company name	MR JU SHAH
Contract type name	GDS Contract
Purpose of contract	General
Contract start date	01/04/2006
Contract end date	

17/18 Contracted general activity (UDA)	5,669
Carry forward general activity (UDA)	-62
17/18 Contracted orthodontic activity (UOA)	0
Carry forward orthodontic activity (UOA)	0
Baseline contract value	£167,954.38

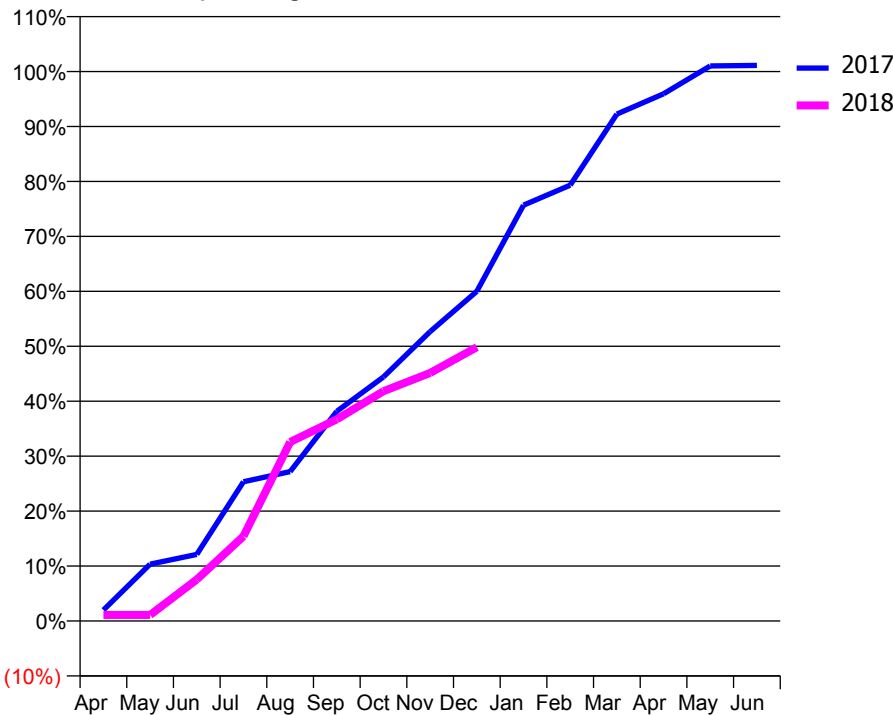
ACCESS*

Patients seen in 24 months	Total	Change since previous quarter
Quarter ending December 2016	1,282	
Quarter ending March 2017	1,283	→
Quarter ending June 2017	1,259	↓
Quarter ending September 2017	1,217	↓
Quarter ending December 2017	1,156	↓
Variance since December 2016	(9.8%)	↓



ACTIVITY

Cumulative percentage of contracted UDA delivered 2017 & 2018



Month	Adjusted Scheduled Activity (UDA)	
	2017	2018
April	113	62
May	586	62
June	687	428
July	1,437	874
August	1,542	1,847
September	2,164	2,080
October	2,518	2,370
November	2,985	2,560
December	3,401	2,826
January	4,290	
February	4,497	
March	5,230	
April	5,439	
May	5,727	
June	5,731	

QUALITY

	Quantity	Base Number	Contract	AT	Region	England
% of FP17s for the same patient ID Re-attending within 3 months - Children	9	93	9.7%	10.0%	11.6%	12.0%
% of FP17s for the same patient ID Re-attending within 3 months - Adults	156	831	18.8%	15.6%	16.7%	15.9%
% of FP17s for the same patient ID Re-attending between 3 & 9 months - Children	32	93	34.4%	47.0%	47.3%	58.0%
% of FP17s for the same patient ID Re-attending between 3 & 9 months - Adults	348	831	41.9%	37.8%	38.3%	50.5%
% of FP17s for Band 1 Urgent Courses	96	788	12.2%	10.9%	10.5%	9.0%
% of FP17s Relating to Free Repair or Replacements	13	788	1.6%	0.6%	0.6%	0.8%
% of FP17s Relating to Continuations	7	788	0.9%	0.6%	0.8%	1.1%
% of Patients satisfied with the dentistry they have received	9	10	90.0%	88.1%	89.0%	91.5%
% of Patients satisfied with the time they had to wait for an appointment	9	10	90.0%	83.4%	84.2%	87.9%

* This is based on patients treated on this contract for their most recent course of treatment. Figures in italics indicate the base number of FP17s or Patient Questionnaire responses are less than 100. N/A is shown where the base number of responses is less than 10 during the period. % is calculated as Quantity/Base number*100

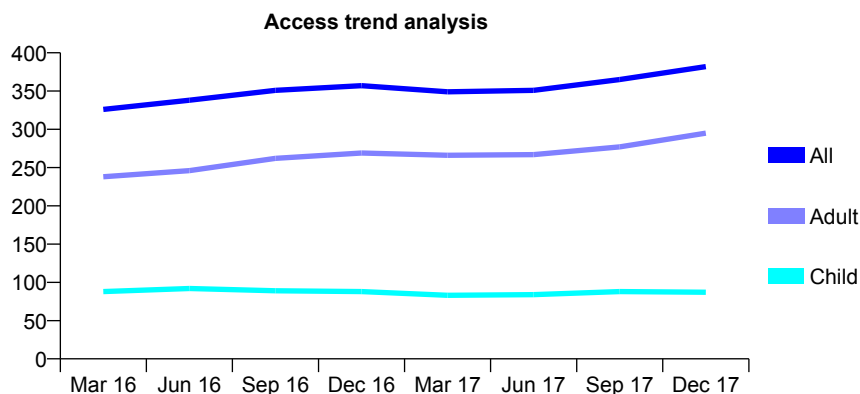
Q62 - Vital Signs At a Glance Contract Report for 572888/0002 - December 2017

Name or company name	MR R GOGNA
Contract type name	GDS Contract
Purpose of contract	General
Contract start date	01/04/2006
Contract end date	

17/18 Contracted general activity (UDA)	997
Carry forward general activity (UDA)	32
17/18 Contracted orthodontic activity (UOA)	0
Carry forward orthodontic activity (UOA)	0
Baseline contract value	£24,904.11

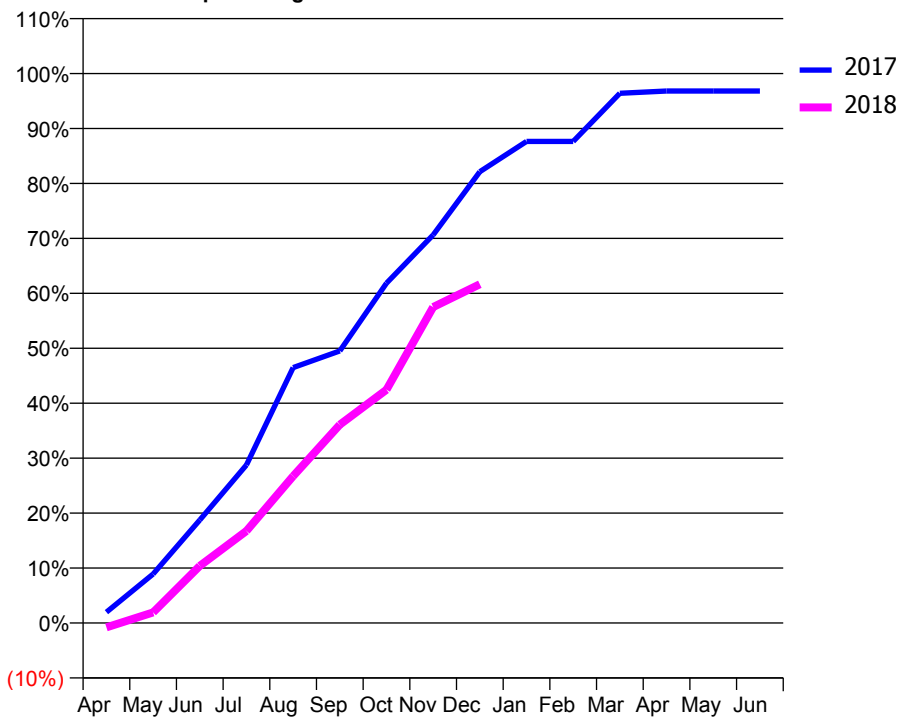
ACCESS*

Patients seen in 24 months	Total	Change since previous quarter
Quarter ending December 2016	357	
Quarter ending March 2017	349	↓
Quarter ending June 2017	351	→
Quarter ending September 2017	365	↑
Quarter ending December 2017	382	↑
Variance since December 2016	7.0%	↑



ACTIVITY

Cumulative percentage of contracted UDA delivered 2017 & 2018



Month	Adjusted Scheduled Activity (UDA)	
	2017	2018
April	20	-8
May	89	19
June	187	104
July	287	167
August	463	266
September	494	360
October	617	423
November	704	573
December	819	615
January	874	
February	874	
March	961	
April	965	
May	965	
June	965	

QUALITY

	Quantity	Base Number	Contract	AT	Region	England
% of FP17s for the same patient ID Re-attending within 3 months - Children	0	65	0.0%	10.0%	11.6%	12.0%
% of FP17s for the same patient ID Re-attending within 3 months - Adults	31	226	13.7%	15.6%	16.7%	15.9%
% of FP17s for the same patient ID Re-attending between 3 & 9 months - Children	34	65	52.3%	47.0%	47.3%	58.0%
% of FP17s for the same patient ID Re-attending between 3 & 9 months - Adults	56	226	24.8%	37.8%	38.3%	50.5%
% of FP17s for Band 1 Urgent Courses	33	287	11.5%	10.9%	10.5%	9.0%
% of FP17s Relating to Free Repair or Replacements	1	287	0.3%	0.6%	0.6%	0.8%
% of FP17s Relating to Continuations	2	287	0.7%	0.6%	0.8%	1.1%
% of Patients satisfied with the dentistry they have received	0	0	N/A	88.1%	89.0%	91.5%
% of Patients satisfied with the time they had to wait for an appointment	0	0	N/A	83.4%	84.2%	87.9%

* This is based on patients treated on this contract for their most recent course of treatment. Figures in italics indicate the base number of FP17s or Patient Questionnaire responses are less than 100. N/A is shown where the base number of responses is less than 10 during the period. % is calculated as Quantity/Base number*100

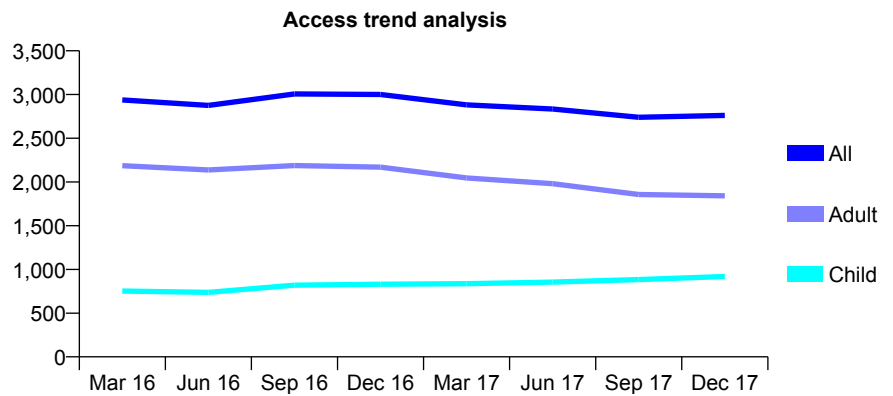
Q62 - Vital Signs At a Glance Contract Report for 573051/0001 - December 2017

Name or company name	MR R MAJITHIA
Contract type name	GDS Contract
Purpose of contract	General
Contract start date	01/04/2006
Contract end date	

17/18 Contracted general activity (UDA)	6,745
Carry forward general activity (UDA)	-135
17/18 Contracted orthodontic activity (UOA)	0
Carry forward orthodontic activity (UOA)	0
Baseline contract value	£166,221.26

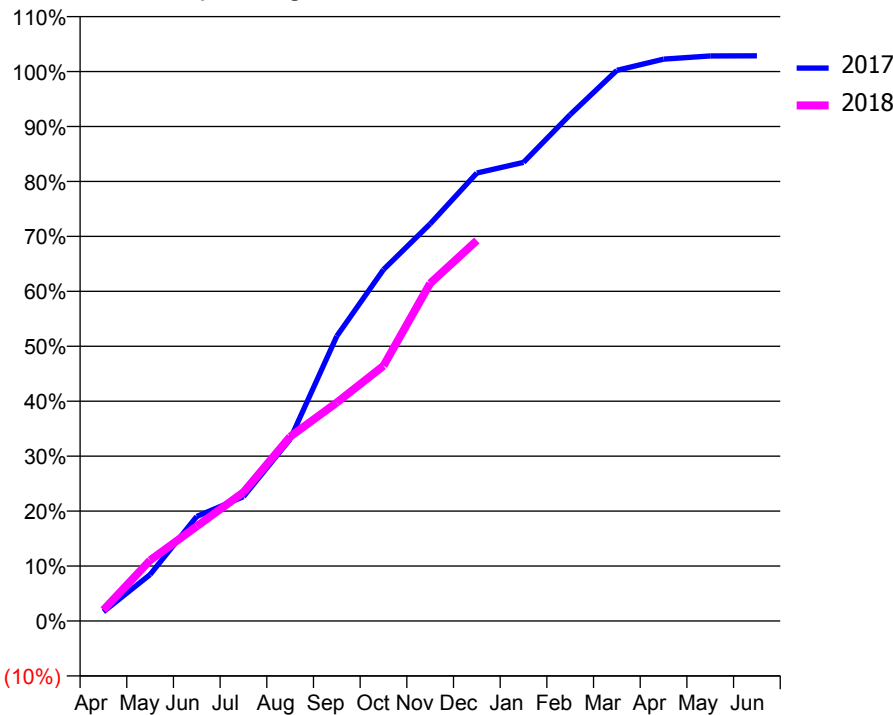
ACCESS*

Patients seen in 24 months	Total	Change since previous quarter
Quarter ending December 2016	3,001	
Quarter ending March 2017	2,882	↓
Quarter ending June 2017	2,835	↓
Quarter ending September 2017	2,740	↓
Quarter ending December 2017	2,761	→
Variance since December 2016	(8.0%)	↓



ACTIVITY

Cumulative percentage of contracted UDA delivered 2017 & 2018



Month	Adjusted Scheduled Activity (UDA)	
	2017	2018
April	114	135
May	570	745
June	1,284	1,163
July	1,526	1,581
August	2,231	2,263
September	3,497	2,682
October	4,313	3,132
November	4,875	4,145
December	5,499	4,670
January	5,630	
February	6,216	
March	6,759	
April	6,896	
May	6,937	
June	6,938	

QUALITY

	Quantity	Base Number	Contract	AT	Region	England
% of FP17s for the same patient ID Re-attending within 3 months - Children	73	781	9.3%	10.0%	11.6%	12.0%
% of FP17s for the same patient ID Re-attending within 3 months - Adults	138	1,146	12.0%	15.6%	16.7%	15.9%
% of FP17s for the same patient ID Re-attending between 3 & 9 months - Children	274	781	35.1%	47.0%	47.3%	58.0%
% of FP17s for the same patient ID Re-attending between 3 & 9 months - Adults	249	1,146	21.7%	37.8%	38.3%	50.5%
% of FP17s for Band 1 Urgent Courses	224	1,847	12.1%	10.9%	10.5%	9.0%
% of FP17s Relating to Free Repair or Replacements	7	1,847	0.4%	0.6%	0.6%	0.8%
% of FP17s Relating to Continuations	7	1,847	0.4%	0.6%	0.8%	1.1%
% of Patients satisfied with the dentistry they have received	2	2	N/A	88.1%	89.0%	91.5%
% of Patients satisfied with the time they had to wait for an appointment	2	2	N/A	83.4%	84.2%	87.9%

* This is based on patients treated on this contract for their most recent course of treatment. Figures in italics indicate the base number of FP17s or Patient Questionnaire responses are less than 100. N/A is shown where the base number of responses is less than 10 during the period. % is calculated as Quantity/Base number*100

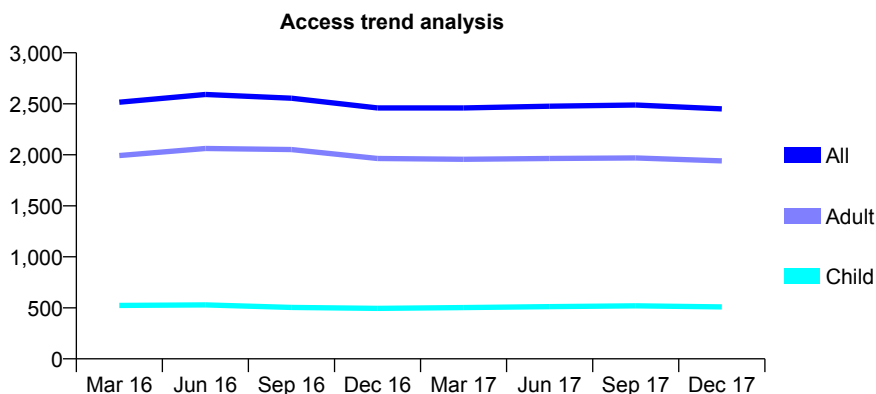
Q62 - Vital Signs At a Glance Contract Report for 574538/0001 - December 2017

Name or company name	MR HM PATEL
Contract type name	GDS Contract
Purpose of contract	General
Contract start date	01/04/2006
Contract end date	

17/18 Contracted general activity (UDA)	6,092
Carry forward general activity (UDA)	3
17/18 Contracted orthodontic activity (UOA)	0
Carry forward orthodontic activity (UOA)	0
Baseline contract value	£184,447.76

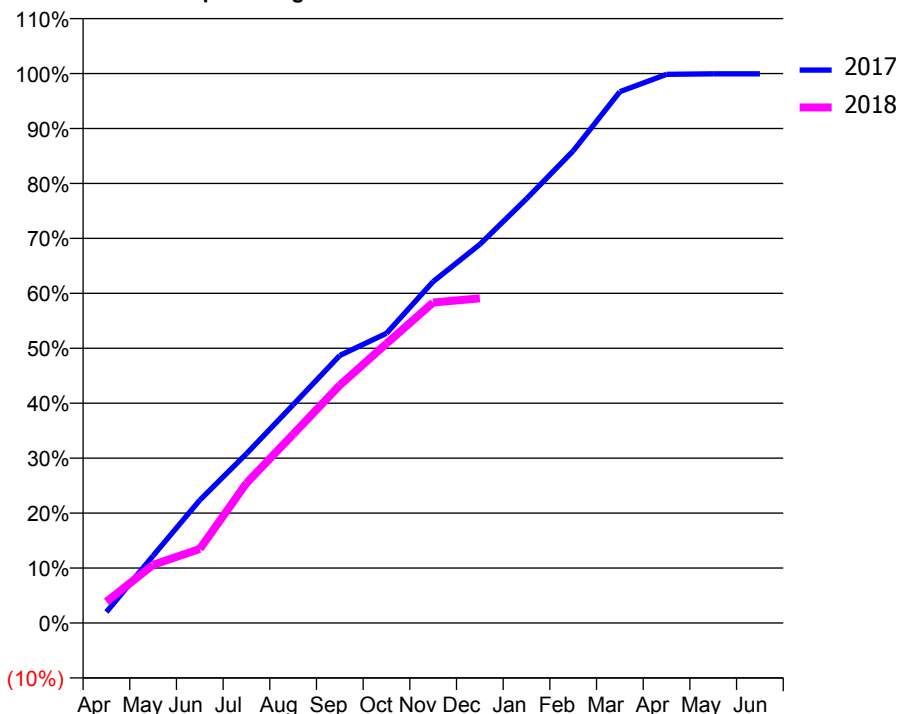
ACCESS*

Patients seen in 24 months	Total	Change since previous quarter
Quarter ending December 2016	2,459	
Quarter ending March 2017	2,459	→
Quarter ending June 2017	2,476	→
Quarter ending September 2017	2,488	→
Quarter ending December 2017	2,450	↓
Variance since December 2016	(0.4%)	→



ACTIVITY

Cumulative percentage of contracted UDA delivered 2017 & 2018



Month	Adjusted Scheduled Activity (UDA)	
	2017	2018
April	122	236
May	746	645
June	1,362	821
July	1,877	1,550
August	2,420	2,093
September	2,966	2,636
October	3,212	3,097
November	3,785	3,553
December	4,198	3,600
January	4,704	
February	5,233	
March	5,890	
April	6,083	
May	6,089	
June	6,089	

QUALITY

	Quantity	Base Number	Contract	AT	Region	England
% of FP17s for the same patient ID Re-attending within 3 months - Children	35	494	7.1%	10.0%	11.6%	12.0%
% of FP17s for the same patient ID Re-attending within 3 months - Adults	218	1,705	12.8%	15.6%	16.7%	15.9%
% of FP17s for the same patient ID Re-attending between 3 & 9 months - Children	273	494	55.3%	47.0%	47.3%	58.0%
% of FP17s for the same patient ID Re-attending between 3 & 9 months - Adults	774	1,705	45.4%	37.8%	38.3%	50.5%
% of FP17s for Band 1 Urgent Courses	178	1,833	9.7%	10.9%	10.5%	9.0%
% of FP17s Relating to Free Repair or Replacements	0	1,833	0.0%	0.6%	0.6%	0.8%
% of FP17s Relating to Continuations	1	1,833	0.1%	0.6%	0.8%	1.1%
% of Patients satisfied with the dentistry they have received	1	1	N/A	88.1%	89.0%	91.5%
% of Patients satisfied with the time they had to wait for an appointment	1	1	N/A	83.4%	84.2%	87.9%

* This is based on patients treated on this contract for their most recent course of treatment. Figures in italics indicate the base number of FP17s or Patient Questionnaire responses are less than 100. N/A is shown where the base number of responses is less than 10 during the period. % is calculated as Quantity/Base number*100

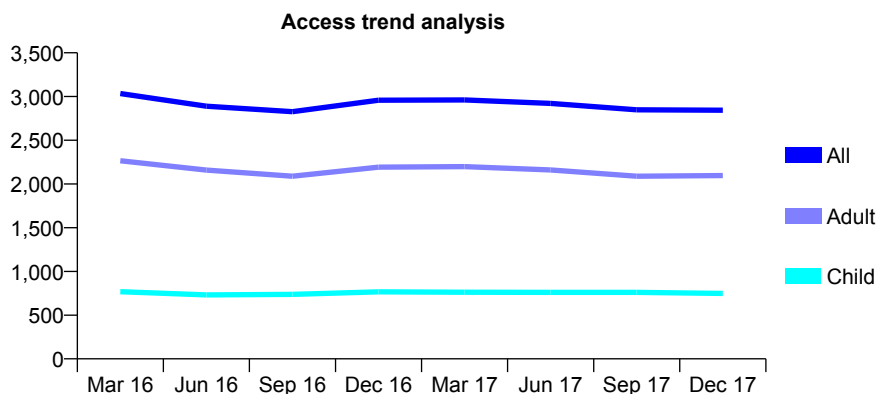
Q62 - Vital Signs At a Glance Contract Report for 574538/0003 - December 2017

Name or company name	MR HM PATEL
Contract type name	PDS Plus Contract
Purpose of contract	General
Contract start date	01/05/2013
Contract end date	31/03/2018

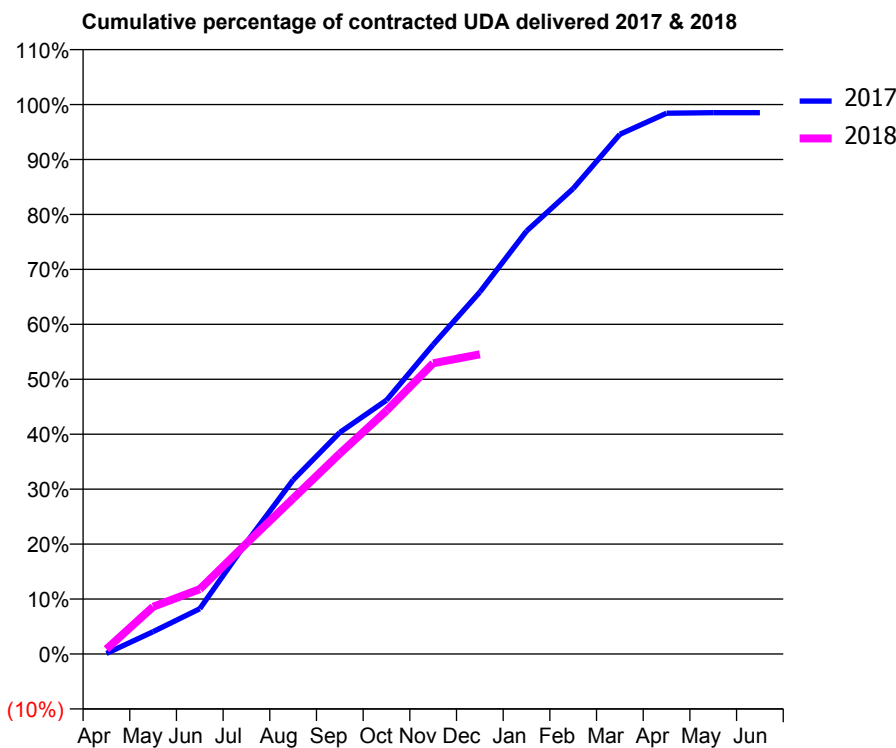
17/18 Contracted general activity (UDA)	7,000
Carry forward general activity (UDA)	104
17/18 Contracted orthodontic activity (UOA)	0
Carry forward orthodontic activity (UOA)	0
Baseline contract value	£175,371.92

ACCESS*

Patients seen in 24 months	Total	Change since previous quarter
Quarter ending December 2016	2,958	
Quarter ending March 2017	2,961	→
Quarter ending June 2017	2,921	↓
Quarter ending September 2017	2,848	↓
Quarter ending December 2017	2,844	→
Variance since December 2016	(3.9%)	↓



ACTIVITY



Month	Adjusted Scheduled Activity (UDA)	
	2017	2018
April	8	62
May	285	603
June	577	826
July	1,421	1,409
August	2,217	1,981
September	2,823	2,554
October	3,234	3,099
November	3,942	3,704
December	4,611	3,818
January	5,387	
February	5,929	
March	6,621	
April	6,888	
May	6,895	
June	6,896	

QUALITY

	Quantity	Base Number	Contract	AT	Region	England
% of FP17s for the same patient ID Re-attending within 3 months - Children	39	659	5.9%	10.0%	11.6%	12.0%
% of FP17s for the same patient ID Re-attending within 3 months - Adults	162	1,551	10.4%	15.6%	16.7%	15.9%
% of FP17s for the same patient ID Re-attending between 3 & 9 months - Children	336	659	51.0%	47.0%	47.3%	58.0%
% of FP17s for the same patient ID Re-attending between 3 & 9 months - Adults	641	1,551	41.3%	37.8%	38.3%	50.5%
% of FP17s for Band 1 Urgent Courses	307	2,075	14.8%	10.9%	10.5%	9.0%
% of FP17s Relating to Free Repair or Replacements	32	2,075	1.5%	0.6%	0.6%	0.8%
% of FP17s Relating to Continuations	2	2,075	0.1%	0.6%	0.8%	1.1%
% of Patients satisfied with the dentistry they have received	3	3	N/A	88.1%	89.0%	91.5%
% of Patients satisfied with the time they had to wait for an appointment	1	3	N/A	83.4%	84.2%	87.9%

* This is based on patients treated on this contract for their most recent course of treatment. Figures in italics indicate the base number of FP17s or Patient Questionnaire responses are less than 100. N/A is shown where the base number of responses is less than 10 during the period. % is calculated as Quantity/Base number*100

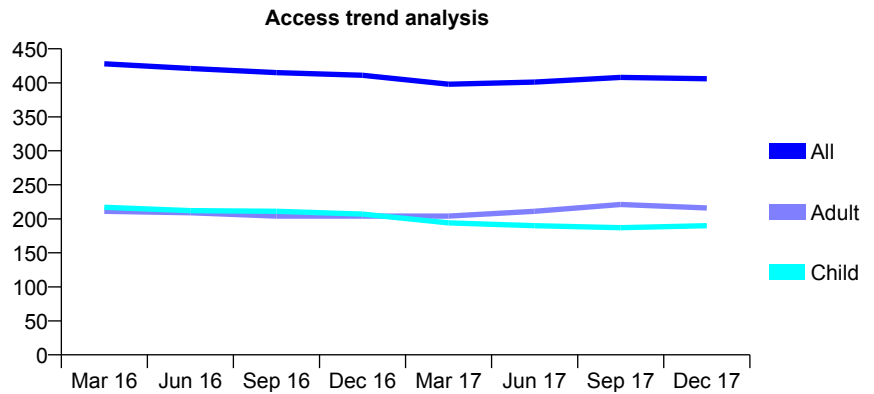
Q62 - Vital Signs At a Glance Contract Report for 575674/0001 - December 2017

Name or company name	MR K MEHTA
Contract type name	GDS Contract
Purpose of contract	General
Contract start date	01/04/2006
Contract end date	

17/18 Contracted general activity (UDA)	875
Carry forward general activity (UDA)	0
17/18 Contracted orthodontic activity (UOA)	0
Carry forward orthodontic activity (UOA)	0
Baseline contract value	£20,037.17

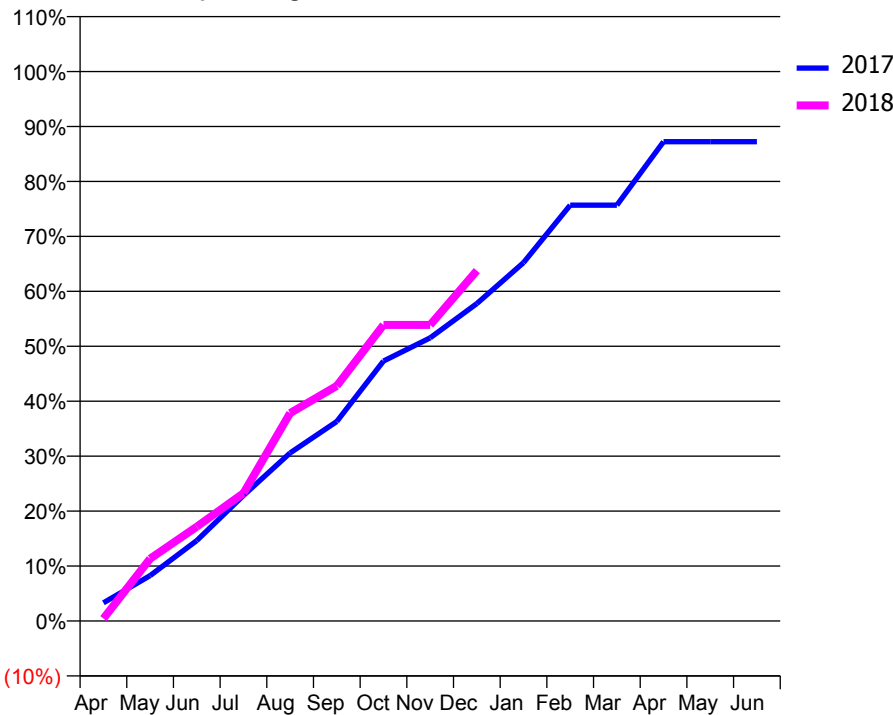
ACCESS*

Patients seen in 24 months	Total	Change since previous quarter
Quarter ending December 2016	411	
Quarter ending March 2017	398	↓
Quarter ending June 2017	401	→
Quarter ending September 2017	408	→
Quarter ending December 2017	406	→
Variance since December 2016	(1.2%)	↓



ACTIVITY

Cumulative percentage of contracted UDA delivered 2017 & 2018



Month	Adjusted Scheduled Activity (UDA)	
	2017	2018
April	29	4
May	72	99
June	128	150
July	200	204
August	268	331
September	318	374
October	414	471
November	451	471
December	505	558
January	571	
February	662	
March	662	
April	763	
May	763	
June	763	

QUALITY

	Quantity	Base Number	Contract	AT	Region	England
% of FP17s for the same patient ID Re-attending within 3 months - Children	15	249	6.0%	10.0%	11.6%	12.0%
% of FP17s for the same patient ID Re-attending within 3 months - Adults	14	197	7.1%	15.6%	16.7%	15.9%
% of FP17s for the same patient ID Re-attending between 3 & 9 months - Children	167	249	67.1%	47.0%	47.3%	58.0%
% of FP17s for the same patient ID Re-attending between 3 & 9 months - Adults	106	197	53.8%	37.8%	38.3%	50.5%
% of FP17s for Band 1 Urgent Courses	15	380	3.9%	10.9%	10.5%	9.0%
% of FP17s Relating to Free Repair or Replacements	0	380	0.0%	0.6%	0.6%	0.8%
% of FP17s Relating to Continuations	7	380	1.8%	0.6%	0.8%	1.1%
% of Patients satisfied with the dentistry they have received	0	0	N/A	88.1%	89.0%	91.5%
% of Patients satisfied with the time they had to wait for an appointment	0	0	N/A	83.4%	84.2%	87.9%

* This is based on patients treated on this contract for their most recent course of treatment. Figures in italics indicate the base number of FP17s or Patient Questionnaire responses are less than 100. N/A is shown where the base number of responses is less than 10 during the period. % is calculated as Quantity/Base number*100

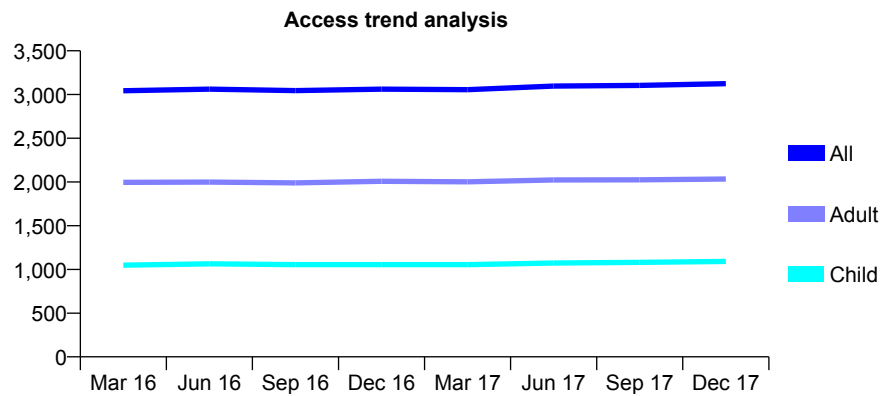
Q62 - Vital Signs At a Glance Contract Report for 576239/0001 - December 2017

Name or company name	MR R RATTAN
Contract type name	GDS Contract
Purpose of contract	General
Contract start date	01/04/2006
Contract end date	

17/18 Contracted general activity (UDA)	9,010
Carry forward general activity (UDA)	105
17/18 Contracted orthodontic activity (UOA)	0
Carry forward orthodontic activity (UOA)	0
Baseline contract value	£238,481.00

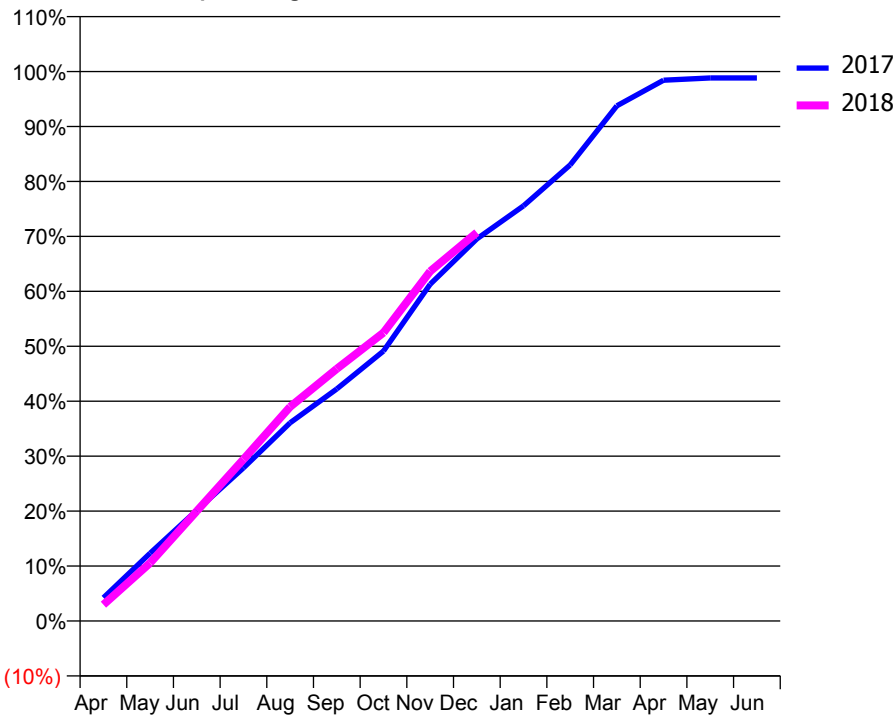
ACCESS*

Patients seen in 24 months	Total	Change since previous quarter
Quarter ending December 2016	3,061	
Quarter ending March 2017	3,056	→
Quarter ending June 2017	3,096	→
Quarter ending September 2017	3,105	→
Quarter ending December 2017	3,124	→
Variance since December 2016	2.1%	↑



ACTIVITY

Cumulative percentage of contracted UDA delivered 2017 & 2018



Month	Adjusted Scheduled Activity (UDA)	
	2017	2018
April	381	268
May	1,112	953
June	1,816	1,804
July	2,511	2,651
August	3,250	3,513
September	3,806	4,135
October	4,427	4,728
November	5,521	5,733
December	6,265	6,370
January	6,807	
February	7,479	
March	8,447	
April	8,868	
May	8,905	
June	8,905	

QUALITY

	Quantity	Base Number	Contract	AT	Region	England
% of FP17s for the same patient ID Re-attending within 3 months - Children	84	1,069	7.9%	10.0%	11.6%	12.0%
% of FP17s for the same patient ID Re-attending within 3 months - Adults	340	1,893	18.0%	15.6%	16.7%	15.9%
% of FP17s for the same patient ID Re-attending between 3 & 9 months - Children	514	1,069	48.1%	47.0%	47.3%	58.0%
% of FP17s for the same patient ID Re-attending between 3 & 9 months - Adults	777	1,893	41.0%	37.8%	38.3%	50.5%
% of FP17s for Band 1 Urgent Courses	450	2,779	16.2%	10.9%	10.5%	9.0%
% of FP17s Relating to Free Repair or Replacements	9	2,779	0.3%	0.6%	0.6%	0.8%
% of FP17s Relating to Continuations	26	2,779	0.9%	0.6%	0.8%	1.1%
% of Patients satisfied with the dentistry they have received	3	4	N/A	88.1%	89.0%	91.5%
% of Patients satisfied with the time they had to wait for an appointment	3	4	N/A	83.4%	84.2%	87.9%

* This is based on patients treated on this contract for their most recent course of treatment. Figures in italics indicate the base number of FP17s or Patient Questionnaire responses are less than 100. N/A is shown where the base number of responses is less than 10 during the period. % is calculated as Quantity/Base number*100

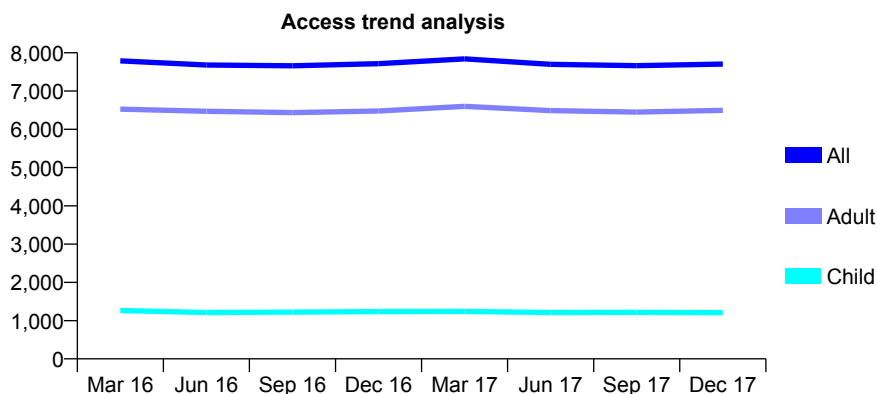
Q62 - Vital Signs At a Glance Contract Report for 577235/0001 - December 2017

Name or company name	MR RL JACK-KEE
Contract type name	GDS Contract
Purpose of contract	General
Contract start date	01/04/2006
Contract end date	

17/18 Contracted general activity (UDA)	29,962
Carry forward general activity (UDA)	-599
17/18 Contracted orthodontic activity (UOA)	0
Carry forward orthodontic activity (UOA)	0
Baseline contract value	£989,741.82

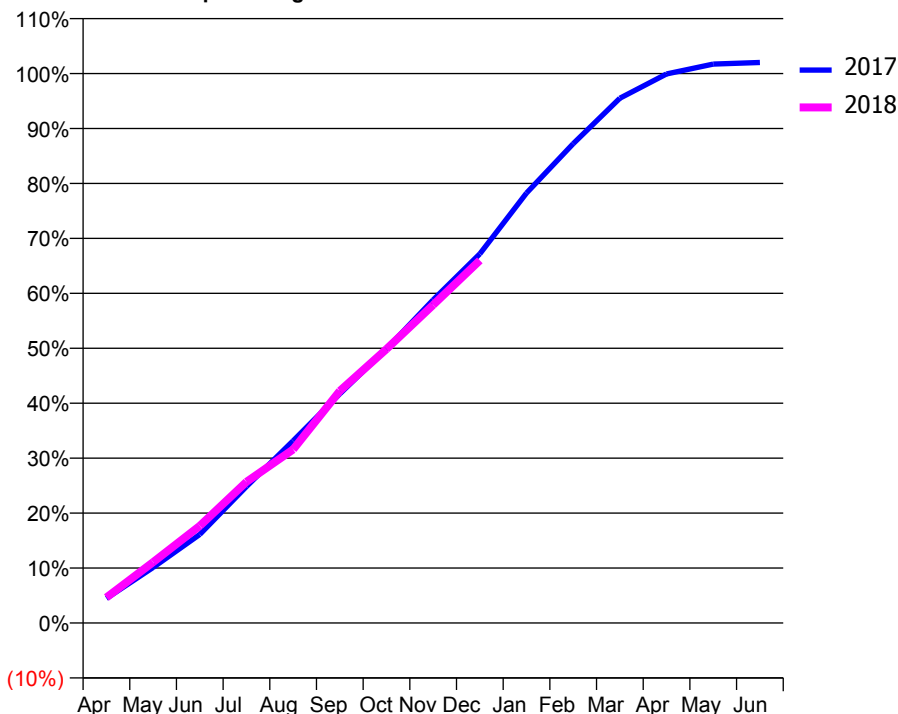
ACCESS*

Patients seen in 24 months	Total	Change since previous quarter
Quarter ending December 2016	7,716	
Quarter ending March 2017	7,841	→
Quarter ending June 2017	7,700	↓
Quarter ending September 2017	7,665	→
Quarter ending December 2017	7,704	→
Variance since December 2016	(0.2%)	→



ACTIVITY

Cumulative percentage of contracted UDA delivered 2017 & 2018



Month	Adjusted Scheduled Activity (UDA)	
	2017	2018
April	1,339	1,395
May	3,032	3,319
June	4,835	5,299
July	7,444	7,699
August	9,934	9,462
September	12,492	12,654
October	14,955	14,939
November	17,620	17,346
December	20,129	19,775
January	23,442	
February	26,138	
March	28,618	
April	29,939	
May	30,477	
June	30,566	

QUALITY

	Quantity	Base Number	Contract	AT	Region	England
% of FP17s for the same patient ID Re-attending within 3 months - Children	67	1,135	5.9%	10.0%	11.6%	12.0%
% of FP17s for the same patient ID Re-attending within 3 months - Adults	759	5,429	14.0%	15.6%	16.7%	15.9%
% of FP17s for the same patient ID Re-attending between 3 & 9 months - Children	576	1,135	50.7%	47.0%	47.3%	58.0%
% of FP17s for the same patient ID Re-attending between 3 & 9 months - Adults	2,187	5,429	40.3%	37.8%	38.3%	50.5%
% of FP17s for Band 1 Urgent Courses	722	6,012	12.0%	10.9%	10.5%	9.0%
% of FP17s Relating to Free Repair or Replacements	33	6,012	0.5%	0.6%	0.6%	0.8%
% of FP17s Relating to Continuations	21	6,012	0.3%	0.6%	0.8%	1.1%
% of Patients satisfied with the dentistry they have received	7	11	63.6%	88.1%	89.0%	91.5%
% of Patients satisfied with the time they had to wait for an appointment	10	11	90.9%	83.4%	84.2%	87.9%

* This is based on patients treated on this contract for their most recent course of treatment. Figures in italics indicate the base number of FP17s or Patient Questionnaire responses are less than 100. N/A is shown where the base number of responses is less than 10 during the period. % is calculated as Quantity/Base number*100

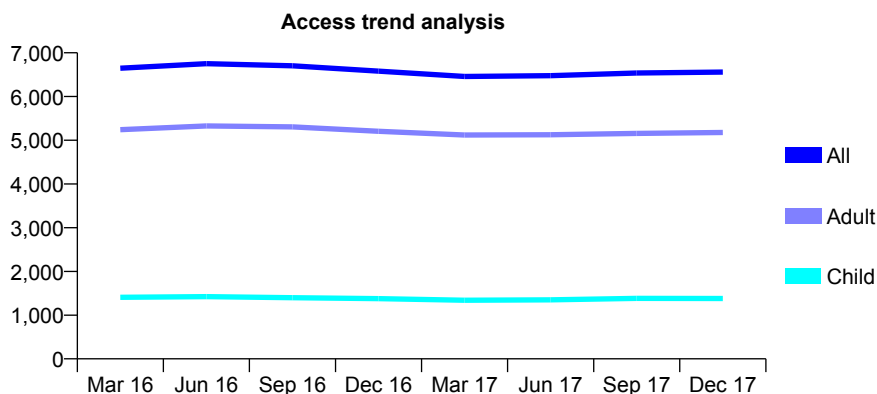
Q62 - Vital Signs At a Glance Contract Report for 578193/0001 - December 2017

Name or company name	MR MN BAIG
Contract type name	GDS Contract
Purpose of contract	General
Contract start date	01/04/2006
Contract end date	

17/18 Contracted general activity (UDA)	17,586
Carry forward general activity (UDA)	0
17/18 Contracted orthodontic activity (UOA)	0
Carry forward orthodontic activity (UOA)	0
Baseline contract value	£467,853.25

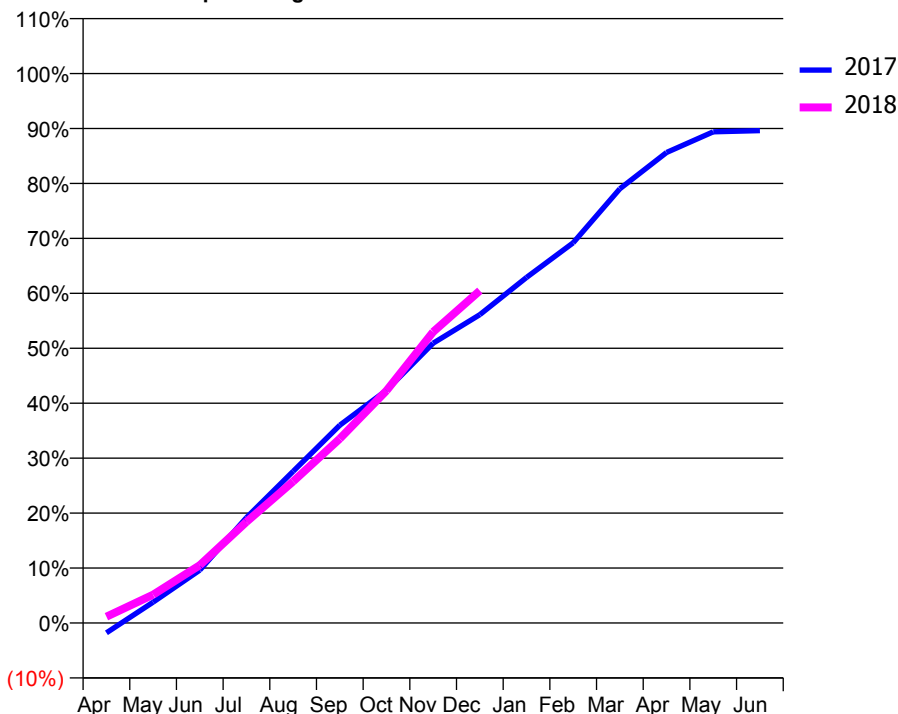
ACCESS*

Patients seen in 24 months	Total	Change since previous quarter
Quarter ending December 2016	6,582	
Quarter ending March 2017	6,460	↓
Quarter ending June 2017	6,478	→
Quarter ending September 2017	6,538	→
Quarter ending December 2017	6,559	→
Variance since December 2016	(0.3%)	→



ACTIVITY

Cumulative percentage of contracted UDA delivered 2017 & 2018



Month	Adjusted Scheduled Activity (UDA)	
	2017	2018
April	-318	202
May	667	906
June	1,690	1,850
July	3,375	3,237
August	4,853	4,530
September	6,331	5,900
October	7,451	7,435
November	8,955	9,319
December	9,869	10,638
January	11,059	
February	12,171	
March	13,898	
April	15,059	
May	15,720	
June	15,758	

QUALITY

	Quantity	Base Number	Contract	AT	Region	England
% of FP17s for the same patient ID Re-attending within 3 months - Children	93	1,115	8.3%	10.0%	11.6%	12.0%
% of FP17s for the same patient ID Re-attending within 3 months - Adults	511	3,526	14.5%	15.6%	16.7%	15.9%
% of FP17s for the same patient ID Re-attending between 3 & 9 months - Children	370	1,115	33.2%	47.0%	47.3%	58.0%
% of FP17s for the same patient ID Re-attending between 3 & 9 months - Adults	952	3,526	27.0%	37.8%	38.3%	50.5%
% of FP17s for Band 1 Urgent Courses	425	4,099	10.4%	10.9%	10.5%	9.0%
% of FP17s Relating to Free Repair or Replacements	38	4,099	0.9%	0.6%	0.6%	0.8%
% of FP17s Relating to Continuations	8	4,099	0.2%	0.6%	0.8%	1.1%
% of Patients satisfied with the dentistry they have received	6	6	N/A	88.1%	89.0%	91.5%
% of Patients satisfied with the time they had to wait for an appointment	5	6	N/A	83.4%	84.2%	87.9%

* This is based on patients treated on this contract for their most recent course of treatment. Figures in italics indicate the base number of FP17s or Patient Questionnaire responses are less than 100. N/A is shown where the base number of responses is less than 10 during the period. % is calculated as Quantity/Base number*100

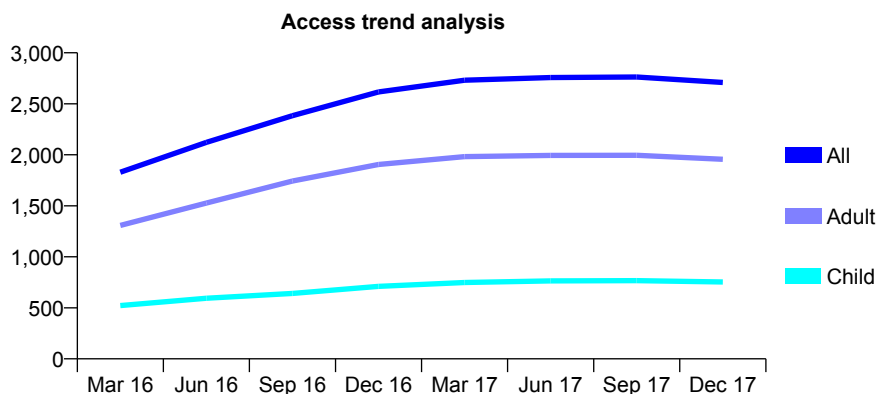
Q62 - Vital Signs At a Glance Contract Report for 602353/0001 - December 2017

Name or company name	MR RK MARWAHA
Contract type name	GDS Contract
Purpose of contract	General
Contract start date	02/02/2015
Contract end date	

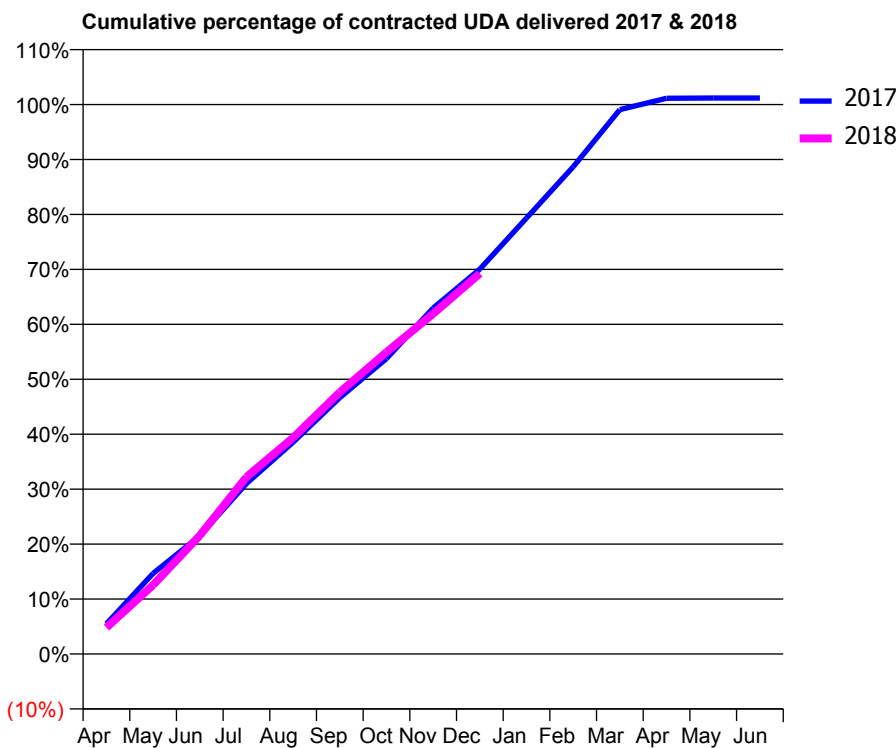
17/18 Contracted general activity (UDA)	7,200
Carry forward general activity (UDA)	-85
17/18 Contracted orthodontic activity (UOA)	0
Carry forward orthodontic activity (UOA)	0
Baseline contract value	£210,936.45

ACCESS*

Patients seen in 24 months	Total	Change since previous quarter
Quarter ending December 2016	2,616	
Quarter ending March 2017	2,731	↑
Quarter ending June 2017	2,758	→
Quarter ending September 2017	2,763	→
Quarter ending December 2017	2,709	↓
Variance since December 2016	3.6%	↑



ACTIVITY



Month	Adjusted Scheduled Activity (UDA)	
	2017	2018
April	395	346
May	1,055	904
June	1,550	1,553
July	2,233	2,319
August	2,775	2,835
September	3,359	3,431
October	3,870	3,955
November	4,533	4,459
December	5,043	4,985
January	5,713	
February	6,383	
March	7,134	
April	7,281	
May	7,285	
June	7,285	

QUALITY

	Quantity	Base Number	Contract	AT	Region	England
% of FP17s for the same patient ID Re-attending within 3 months - Children	30	634	4.7%	10.0%	11.6%	12.0%
% of FP17s for the same patient ID Re-attending within 3 months - Adults	106	1,277	8.3%	15.6%	16.7%	15.9%
% of FP17s for the same patient ID Re-attending between 3 & 9 months - Children	310	634	48.9%	47.0%	47.3%	58.0%
% of FP17s for the same patient ID Re-attending between 3 & 9 months - Adults	480	1,277	37.6%	37.8%	38.3%	50.5%
% of FP17s for Band 1 Urgent Courses	152	1,839	8.3%	10.9%	10.5%	9.0%
% of FP17s Relating to Free Repair or Replacements	2	1,839	0.1%	0.6%	0.6%	0.8%
% of FP17s Relating to Continuations	2	1,839	0.1%	0.6%	0.8%	1.1%
% of Patients satisfied with the dentistry they have received	3	3	N/A	88.1%	89.0%	91.5%
% of Patients satisfied with the time they had to wait for an appointment	2	3	N/A	83.4%	84.2%	87.9%

* This is based on patients treated on this contract for their most recent course of treatment. Figures in italics indicate the base number of FP17s or Patient Questionnaire responses are less than 100. N/A is shown where the base number of responses is less than 10 during the period. % is calculated as Quantity/Base number*100

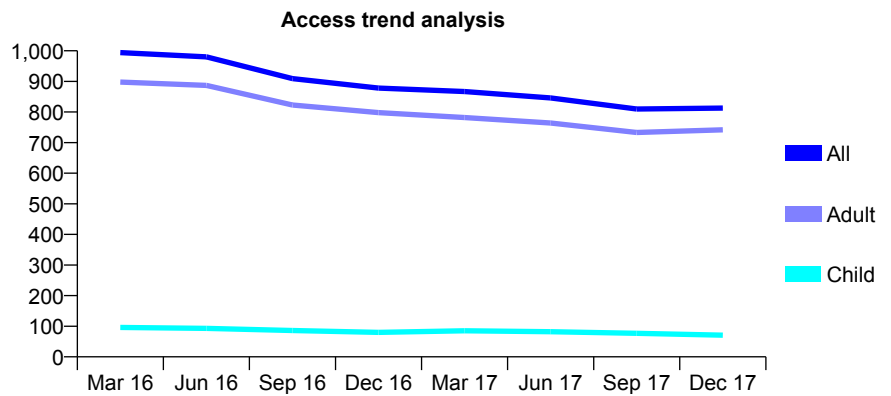
Q62 - Vital Signs At a Glance Contract Report for 613142/0001 - December 2017

Name or company name	MRS S BAHL
Contract type name	GDS Contract
Purpose of contract	General
Contract start date	01/10/2012
Contract end date	

17/18 Contracted general activity (UDA)	3,925
Carry forward general activity (UDA)	0
17/18 Contracted orthodontic activity (UOA)	0
Carry forward orthodontic activity (UOA)	0
Baseline contract value	£107,975.88

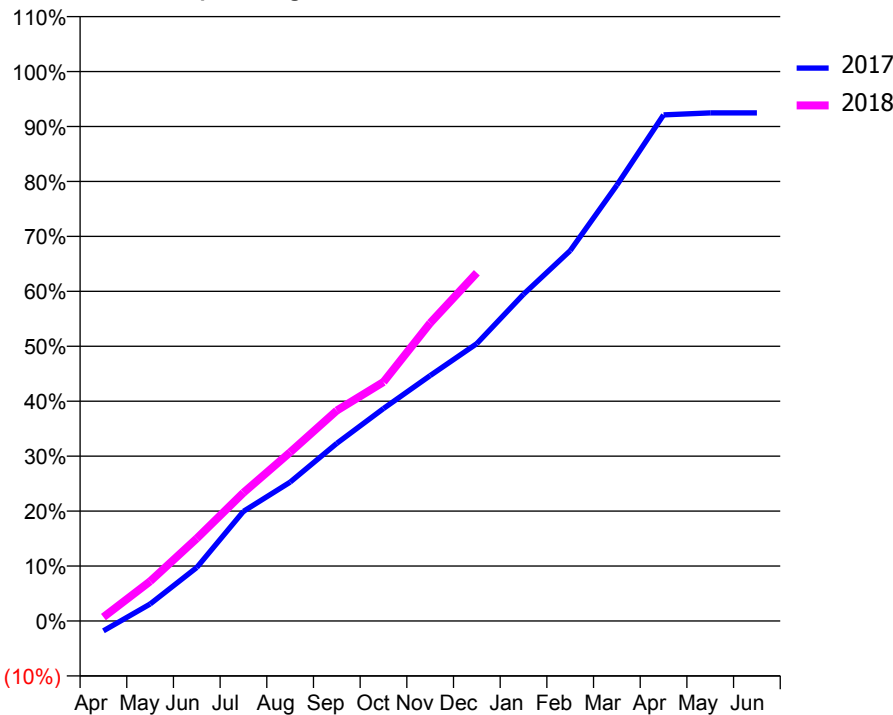
ACCESS*

Patients seen in 24 months	Total	Change since previous quarter
Quarter ending December 2016	878	
Quarter ending March 2017	867	↓
Quarter ending June 2017	846	↓
Quarter ending September 2017	810	↓
Quarter ending December 2017	813	→
Variance since December 2016	(7.4%)	↓



ACTIVITY

Cumulative percentage of contracted UDA delivered 2017 & 2018



Month	Adjusted Scheduled Activity (UDA)	
	2017	2018
April	-71	28
May	122	283
June	382	590
July	784	917
August	992	1,205
September	1,269	1,504
October	1,518	1,707
November	1,753	2,128
December	1,982	2,488
January	2,334	
February	2,646	
March	3,113	
April	3,615	
May	3,629	
June	3,629	

QUALITY

	Quantity	Base Number	Contract	AT	Region	England
% of FP17s for the same patient ID Re-attending within 3 months - Children	4	65	6.2%	10.0%	11.6%	12.0%
% of FP17s for the same patient ID Re-attending within 3 months - Adults	110	652	16.9%	15.6%	16.7%	15.9%
% of FP17s for the same patient ID Re-attending between 3 & 9 months - Children	32	65	49.2%	47.0%	47.3%	58.0%
% of FP17s for the same patient ID Re-attending between 3 & 9 months - Adults	252	652	38.7%	37.8%	38.3%	50.5%
% of FP17s for Band 1 Urgent Courses	63	643	9.8%	10.9%	10.5%	9.0%
% of FP17s Relating to Free Repair or Replacements	2	643	0.3%	0.6%	0.6%	0.8%
% of FP17s Relating to Continuations	5	643	0.8%	0.6%	0.8%	1.1%
% of Patients satisfied with the dentistry they have received	3	3	N/A	88.1%	89.0%	91.5%
% of Patients satisfied with the time they had to wait for an appointment	2	3	N/A	83.4%	84.2%	87.9%

* This is based on patients treated on this contract for their most recent course of treatment. Figures in italics indicate the base number of FP17s or Patient Questionnaire responses are less than 100. N/A is shown where the base number of responses is less than 10 during the period. % is calculated as Quantity/Base number*100

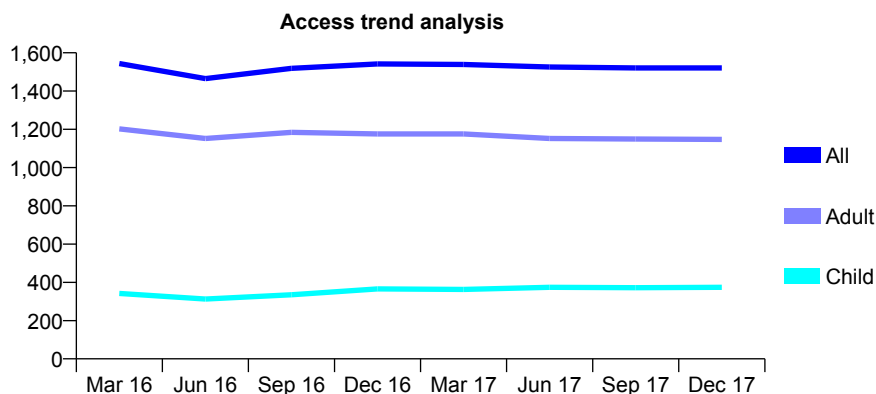
Q62 - Vital Signs At a Glance Contract Report for 619949/0001 - December 2017

Name or company name	Station Road Dental Surgery
Contract type name	GDS Contract
Purpose of contract	General
Contract start date	01/04/2006
Contract end date	

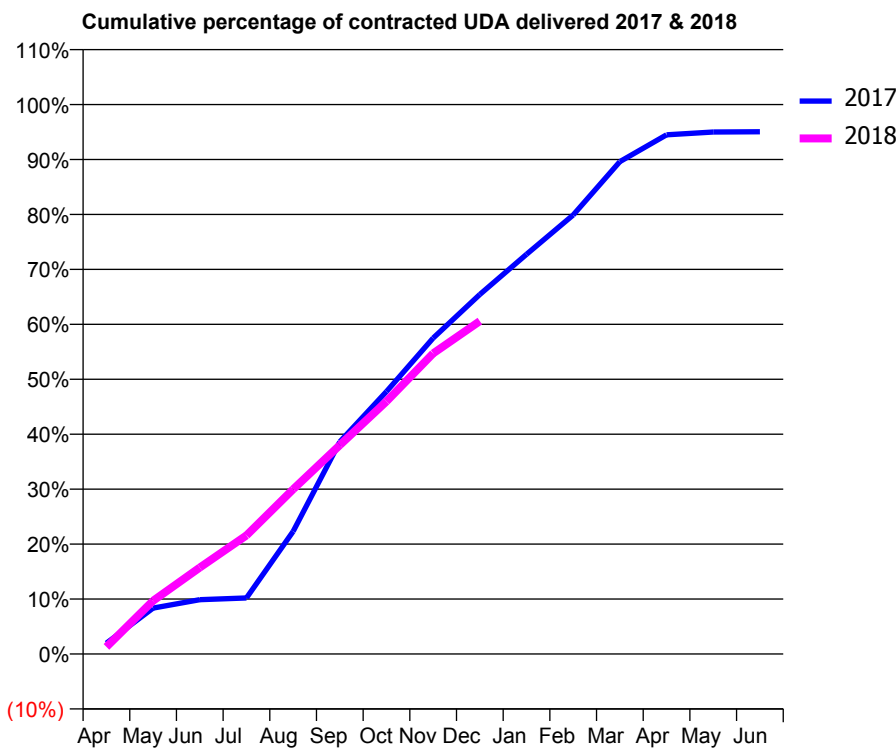
17/18 Contracted general activity (UDA)	6,100
Carry forward general activity (UDA)	0
17/18 Contracted orthodontic activity (UOA)	0
Carry forward orthodontic activity (UOA)	0
Baseline contract value	£170,410.18

ACCESS*

Patients seen in 24 months	Total	Change since previous quarter
Quarter ending December 2016	1,542	
Quarter ending March 2017	1,539	→
Quarter ending June 2017	1,526	→
Quarter ending September 2017	1,521	→
Quarter ending December 2017	1,521	→
Variance since December 2016	(1.4%)	↓



ACTIVITY



Month	Adjusted Scheduled Activity (UDA)	
	2017	2018
April	121	79
May	510	592
June	603	960
July	623	1,317
August	1,360	1,828
September	2,356	2,319
October	2,914	2,805
November	3,507	3,338
December	3,992	3,696
January	4,438	
February	4,874	
March	5,466	
April	5,763	
May	5,794	
June	5,798	

QUALITY

	Quantity	Base Number	Contract	AT	Region	England
% of FP17s for the same patient ID Re-attending within 3 months - Children	33	303	10.9%	10.0%	11.6%	12.0%
% of FP17s for the same patient ID Re-attending within 3 months - Adults	143	844	16.9%	15.6%	16.7%	15.9%
% of FP17s for the same patient ID Re-attending between 3 & 9 months - Children	88	303	29.0%	47.0%	47.3%	58.0%
% of FP17s for the same patient ID Re-attending between 3 & 9 months - Adults	214	844	25.4%	37.8%	38.3%	50.5%
% of FP17s for Band 1 Urgent Courses	176	1,055	16.7%	10.9%	10.5%	9.0%
% of FP17s Relating to Free Repair or Replacements	7	1,055	0.7%	0.6%	0.6%	0.8%
% of FP17s Relating to Continuations	13	1,055	1.2%	0.6%	0.8%	1.1%
% of Patients satisfied with the dentistry they have received	5	5	N/A	88.1%	89.0%	91.5%
% of Patients satisfied with the time they had to wait for an appointment	5	5	N/A	83.4%	84.2%	87.9%

* This is based on patients treated on this contract for their most recent course of treatment. Figures in italics indicate the base number of FP17s or Patient Questionnaire responses are less than 100. N/A is shown where the base number of responses is less than 10 during the period. % is calculated as Quantity/Base number*100

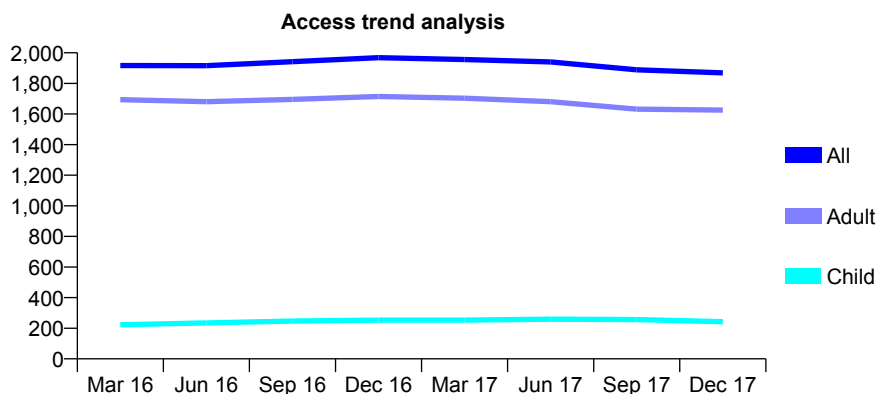
Q62 - Vital Signs At a Glance Contract Report for 629197/0001 - December 2017

Name or company name	MR NP MEYER
Contract type name	GDS Contract
Purpose of contract	General
Contract start date	01/04/2006
Contract end date	

17/18 Contracted general activity (UDA)	7,192
Carry forward general activity (UDA)	-54
17/18 Contracted orthodontic activity (UOA)	0
Carry forward orthodontic activity (UOA)	0
Baseline contract value	£202,833.36

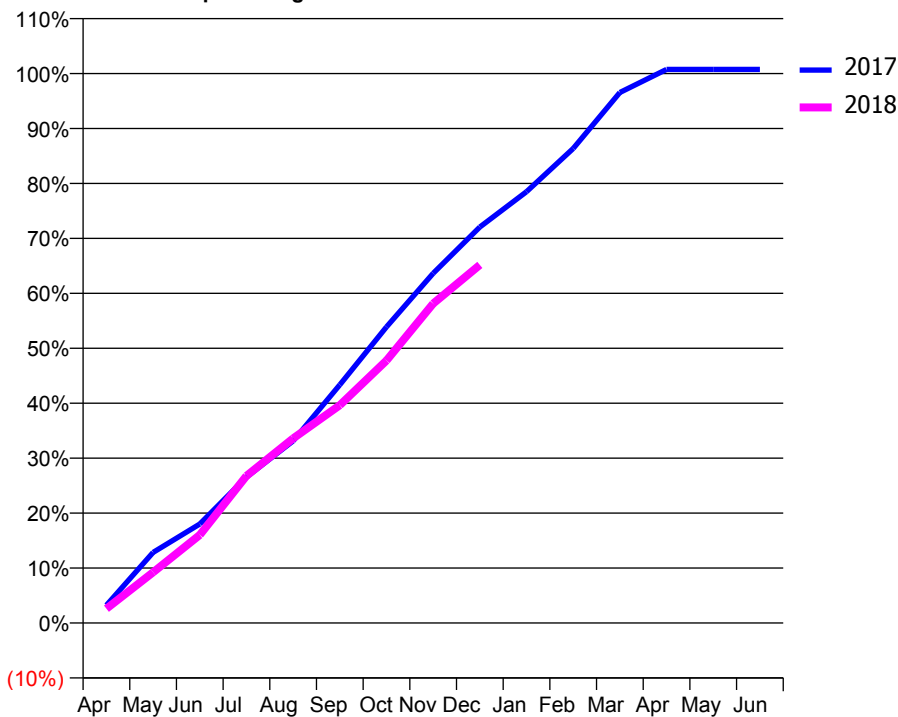
ACCESS*

Patients seen in 24 months	Total	Change since previous quarter
Quarter ending December 2016	1,968	
Quarter ending March 2017	1,956	→
Quarter ending June 2017	1,940	→
Quarter ending September 2017	1,889	↓
Quarter ending December 2017	1,869	↓
Variance since December 2016	(5.0%)	↓



ACTIVITY

Cumulative percentage of contracted UDA delivered 2017 & 2018



Month	Adjusted Scheduled Activity (UDA)	
	2017	2018
April	232	188
May	924	664
June	1,296	1,153
July	1,910	1,926
August	2,382	2,416
September	3,118	2,850
October	3,876	3,436
November	4,576	4,182
December	5,182	4,687
January	5,645	
February	6,211	
March	6,944	
April	7,246	
May	7,246	
June	7,246	

QUALITY

	Quantity	Base Number	Contract	AT	Region	England
% of FP17s for the same patient ID Re-attending within 3 months - Children	15	295	5.1%	10.0%	11.6%	12.0%
% of FP17s for the same patient ID Re-attending within 3 months - Adults	188	1,720	10.9%	15.6%	16.7%	15.9%
% of FP17s for the same patient ID Re-attending between 3 & 9 months - Children	184	295	62.4%	47.0%	47.3%	58.0%
% of FP17s for the same patient ID Re-attending between 3 & 9 months - Adults	973	1,720	56.6%	37.8%	38.3%	50.5%
% of FP17s for Band 1 Urgent Courses	128	1,885	6.8%	10.9%	10.5%	9.0%
% of FP17s Relating to Free Repair or Replacements	18	1,885	1.0%	0.6%	0.6%	0.8%
% of FP17s Relating to Continuations	18	1,885	1.0%	0.6%	0.8%	1.1%
% of Patients satisfied with the dentistry they have received	6	6	N/A	88.1%	89.0%	91.5%
% of Patients satisfied with the time they had to wait for an appointment	5	6	N/A	83.4%	84.2%	87.9%

* This is based on patients treated on this contract for their most recent course of treatment. Figures in italics indicate the base number of FP17s or Patient Questionnaire responses are less than 100. N/A is shown where the base number of responses is less than 10 during the period. % is calculated as Quantity/Base number*100

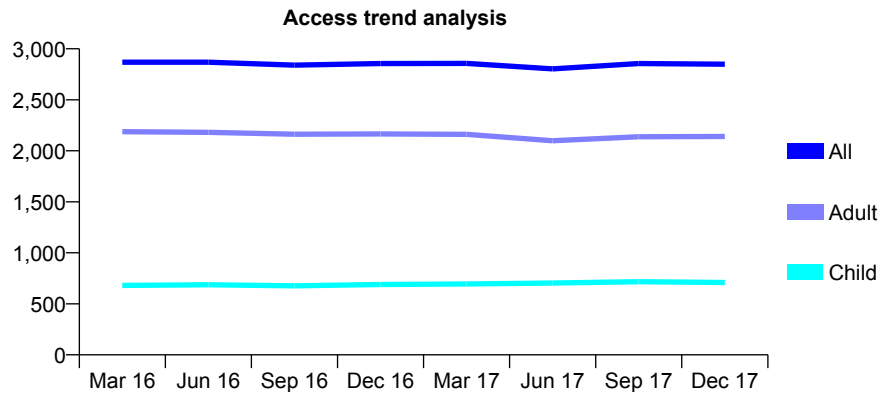
Q62 - Vital Signs At a Glance Contract Report for 631329/0001 - December 2017

Name or company name	MR RE LIM
Contract type name	GDS Contract
Purpose of contract	General
Contract start date	01/04/2006
Contract end date	

17/18 Contracted general activity (UDA)	8,686
Carry forward general activity (UDA)	63
17/18 Contracted orthodontic activity (UOA)	0
Carry forward orthodontic activity (UOA)	0
Baseline contract value	£238,855.70

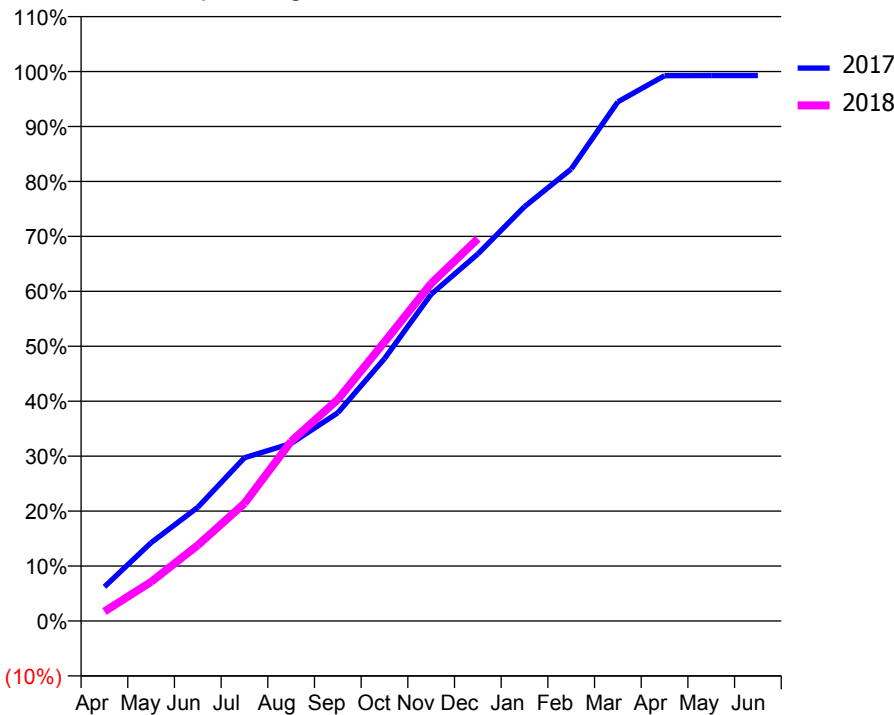
ACCESS*

Patients seen in 24 months	Total	Change since previous quarter
Quarter ending December 2016	2,855	
Quarter ending March 2017	2,857	→
Quarter ending June 2017	2,803	↓
Quarter ending September 2017	2,855	→
Quarter ending December 2017	2,849	→
Variance since December 2016	(0.2%)	→



ACTIVITY

Cumulative percentage of contracted UDA delivered 2017 & 2018



Month	Adjusted Scheduled Activity (UDA)	
	2017	2018
April	542	151
May	1,239	619
June	1,797	1,197
July	2,581	1,860
August	2,807	2,839
September	3,290	3,502
October	4,148	4,410
November	5,166	5,336
December	5,802	6,042
January	6,549	
February	7,144	
March	8,206	
April	8,621	
May	8,623	
June	8,623	

QUALITY

	Quantity	Base Number	Contract	AT	Region	England
% of FP17s for the same patient ID Re-attending within 3 months - Children	36	758	4.7%	10.0%	11.6%	12.0%
% of FP17s for the same patient ID Re-attending within 3 months - Adults	406	2,236	18.2%	15.6%	16.7%	15.9%
% of FP17s for the same patient ID Re-attending between 3 & 9 months - Children	417	758	55.0%	47.0%	47.3%	58.0%
% of FP17s for the same patient ID Re-attending between 3 & 9 months - Adults	1,128	2,236	50.4%	37.8%	38.3%	50.5%
% of FP17s for Band 1 Urgent Courses	306	2,818	10.9%	10.9%	10.5%	9.0%
% of FP17s Relating to Free Repair or Replacements	9	2,818	0.3%	0.6%	0.6%	0.8%
% of FP17s Relating to Continuations	28	2,818	1.0%	0.6%	0.8%	1.1%
% of Patients satisfied with the dentistry they have received	3	3	N/A	88.1%	89.0%	91.5%
% of Patients satisfied with the time they had to wait for an appointment	3	3	N/A	83.4%	84.2%	87.9%

* This is based on patients treated on this contract for their most recent course of treatment. Figures in italics indicate the base number of FP17s or Patient Questionnaire responses are less than 100. N/A is shown where the base number of responses is less than 10 during the period. % is calculated as Quantity/Base number*100

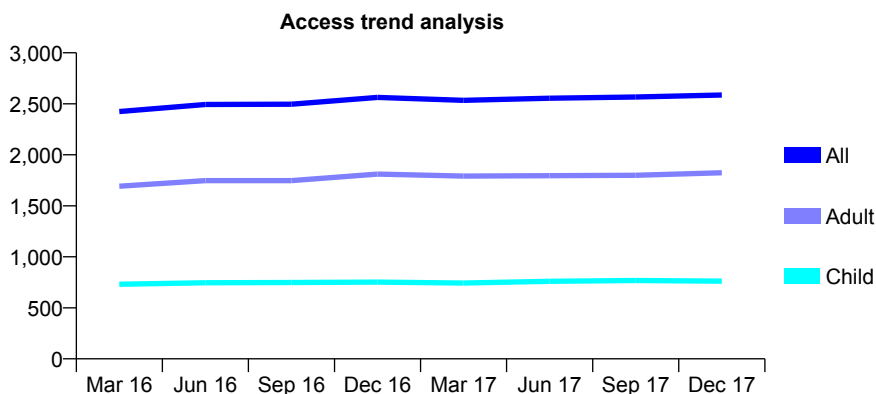
Q62 - Vital Signs At a Glance Contract Report for 635693/0001 - December 2017

Name or company name	MR JL SONEJI
Contract type name	GDS Contract
Purpose of contract	General
Contract start date	01/04/2006
Contract end date	

17/18 Contracted general activity (UDA)	6,493
Carry forward general activity (UDA)	-15
17/18 Contracted orthodontic activity (UOA)	0
Carry forward orthodontic activity (UOA)	0
Baseline contract value	£192,041.52

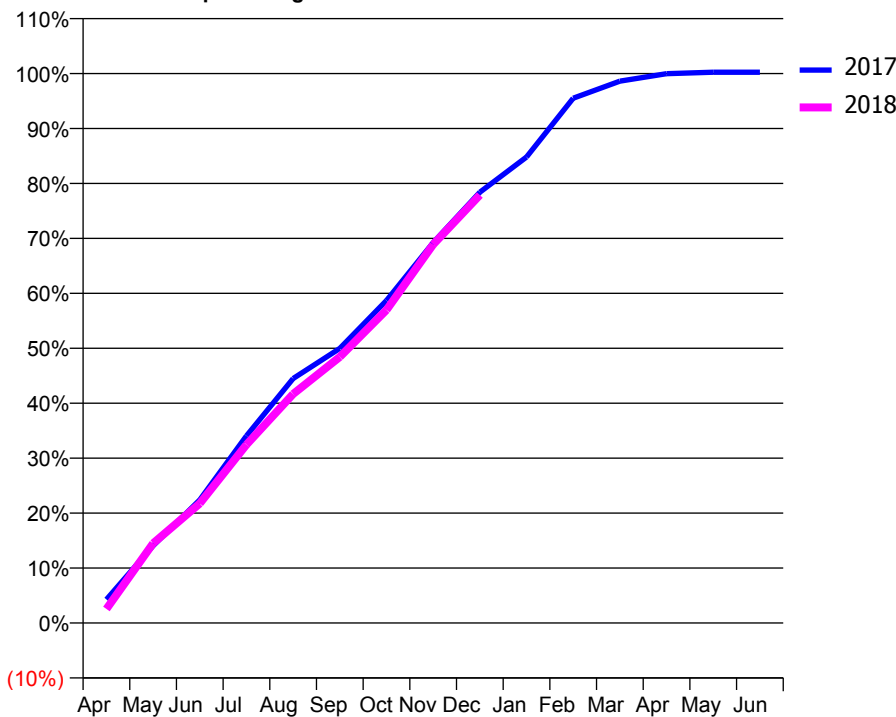
ACCESS*

Patients seen in 24 months	Total	Change since previous quarter
Quarter ending December 2016	2,563	
Quarter ending March 2017	2,534	↓
Quarter ending June 2017	2,555	→
Quarter ending September 2017	2,567	→
Quarter ending December 2017	2,586	→
Variance since December 2016	0.9%	→



ACTIVITY

Cumulative percentage of contracted UDA delivered 2017 & 2018



Month	Adjusted Scheduled Activity (UDA)	
	2017	2018
April	278	166
May	913	941
June	1,455	1,412
July	2,212	2,107
August	2,890	2,706
September	3,245	3,145
October	3,810	3,699
November	4,494	4,473
December	5,090	5,057
January	5,507	
February	6,202	
March	6,402	
April	6,492	
May	6,508	
June	6,508	

QUALITY

	Quantity	Base Number	Contract	AT	Region	England
% of FP17s for the same patient ID Re-attending within 3 months - Children	54	667	8.1%	10.0%	11.6%	12.0%
% of FP17s for the same patient ID Re-attending within 3 months - Adults	178	1,378	12.9%	15.6%	16.7%	15.9%
% of FP17s for the same patient ID Re-attending between 3 & 9 months - Children	246	667	36.9%	47.0%	47.3%	58.0%
% of FP17s for the same patient ID Re-attending between 3 & 9 months - Adults	371	1,378	26.9%	37.8%	38.3%	50.5%
% of FP17s for Band 1 Urgent Courses	178	1,988	9.0%	10.9%	10.5%	9.0%
% of FP17s Relating to Free Repair or Replacements	5	1,988	0.3%	0.6%	0.6%	0.8%
% of FP17s Relating to Continuations	60	1,988	3.0%	0.6%	0.8%	1.1%
% of Patients satisfied with the dentistry they have received	3	3	N/A	88.1%	89.0%	91.5%
% of Patients satisfied with the time they had to wait for an appointment	2	3	N/A	83.4%	84.2%	87.9%

* This is based on patients treated on this contract for their most recent course of treatment. Figures in italics indicate the base number of FP17s or Patient Questionnaire responses are less than 100. N/A is shown where the base number of responses is less than 10 during the period. % is calculated as Quantity/Base number*100

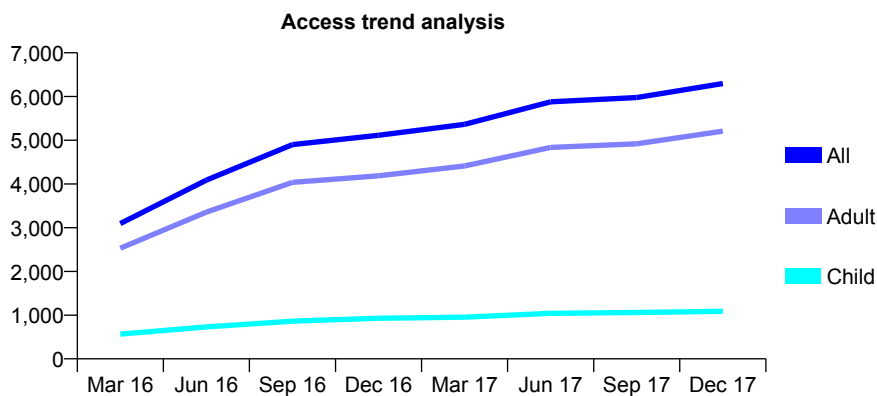
Q62 - Vital Signs At a Glance Contract Report for 636320/0001 - December 2017

Name or company name	GK Khambay and AS Khambay
Contract type name	GDS Contract
Purpose of contract	General
Contract start date	01/04/2006
Contract end date	

17/18 Contracted general activity (UDA)	15,161
Carry forward general activity (UDA)	153
17/18 Contracted orthodontic activity (UOA)	0
Carry forward orthodontic activity (UOA)	0
Baseline contract value	£797,514.14

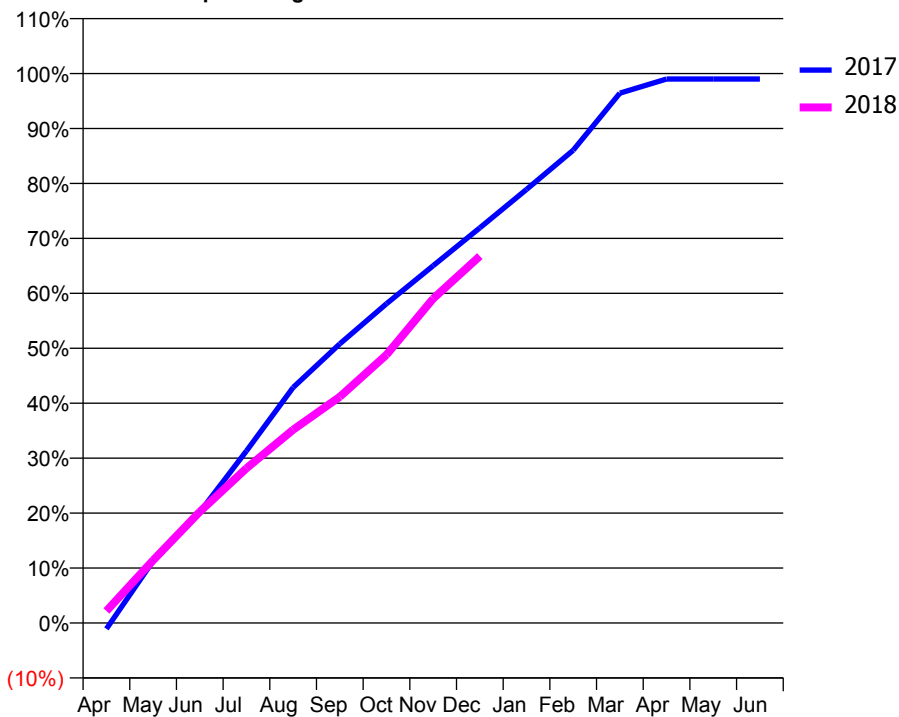
ACCESS*

Patients seen in 24 months	Total	Change since previous quarter
Quarter ending December 2016	5,115	
Quarter ending March 2017	5,365	↑
Quarter ending June 2017	5,878	↑
Quarter ending September 2017	5,977	→
Quarter ending December 2017	6,296	↑
Variance since December 2016	23.1%	↑



ACTIVITY

Cumulative percentage of contracted UDA delivered 2017 & 2018



Month	Adjusted Scheduled Activity (UDA)	
	2017	2018
April	-163	334
May	1,713	1,730
June	3,058	3,072
July	4,746	4,270
August	6,501	5,334
September	7,702	6,240
October	8,811	7,401
November	9,859	8,951
December	10,903	10,122
January	11,962	
February	13,044	
March	14,618	
April	15,008	
May	15,008	
June	15,008	

QUALITY

	Quantity	Base Number	Contract	AT	Region	England
% of FP17s for the same patient ID Re-attending within 3 months - Children	12	752	1.6%	10.0%	11.6%	12.0%
% of FP17s for the same patient ID Re-attending within 3 months - Adults	71	3,111	2.3%	15.6%	16.7%	15.9%
% of FP17s for the same patient ID Re-attending between 3 & 9 months - Children	7	752	0.9%	47.0%	47.3%	58.0%
% of FP17s for the same patient ID Re-attending between 3 & 9 months - Adults	28	3,111	0.9%	37.8%	38.3%	50.5%
% of FP17s for Band 1 Urgent Courses	1	3,721	0.0%	10.9%	10.5%	9.0%
% of FP17s Relating to Free Repair or Replacements	0	3,721	0.0%	0.6%	0.6%	0.8%
% of FP17s Relating to Continuations	9	3,721	0.2%	0.6%	0.8%	1.1%
% of Patients satisfied with the dentistry they have received	1	1	N/A	88.1%	89.0%	91.5%
% of Patients satisfied with the time they had to wait for an appointment	0	1	N/A	83.4%	84.2%	87.9%

* This is based on patients treated on this contract for their most recent course of treatment. Figures in italics indicate the base number of FP17s or Patient Questionnaire responses are less than 100. N/A is shown where the base number of responses is less than 10 during the period. % is calculated as Quantity/Base number*100

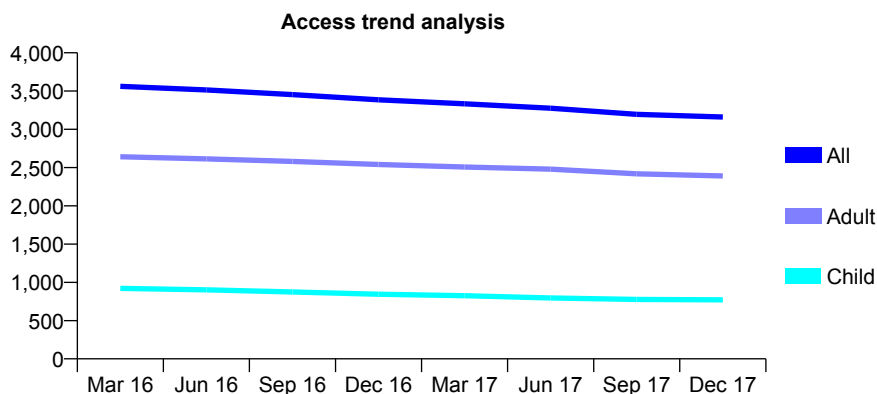
Q62 - Vital Signs At a Glance Contract Report for 638889/0001 - December 2017

Name or company name	MR BV TAANK
Contract type name	GDS Contract
Purpose of contract	General
Contract start date	01/04/2006
Contract end date	

17/18 Contracted general activity (UDA)	8,508
Carry forward general activity (UDA)	-140
17/18 Contracted orthodontic activity (UOA)	0
Carry forward orthodontic activity (UOA)	0
Baseline contract value	£190,840.93

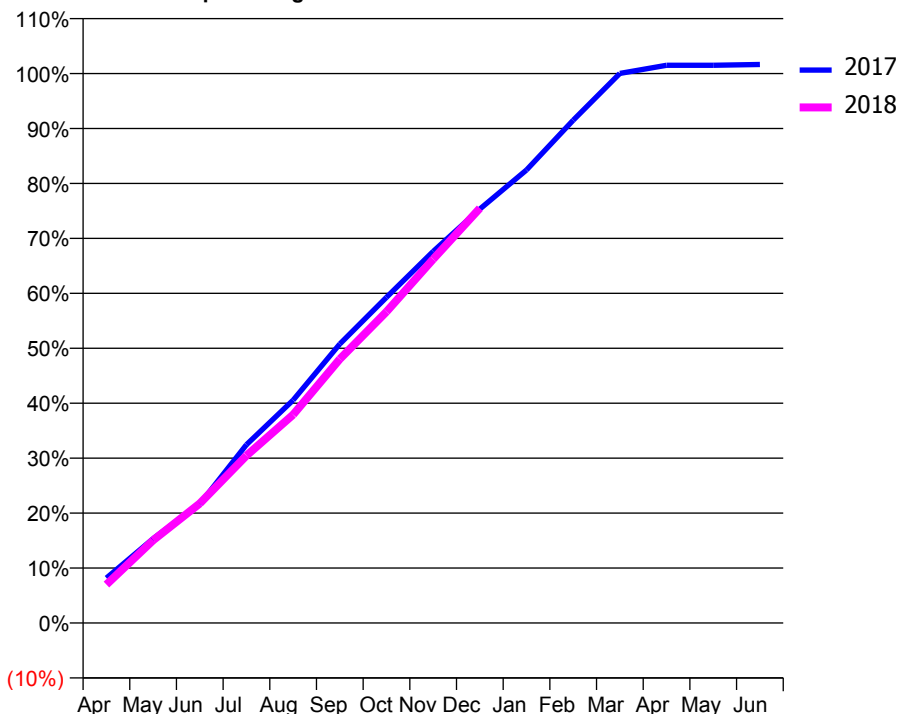
ACCESS*

Patients seen in 24 months	Total	Change since previous quarter
Quarter ending December 2016	3,385	
Quarter ending March 2017	3,333	↓
Quarter ending June 2017	3,275	↓
Quarter ending September 2017	3,196	↓
Quarter ending December 2017	3,161	↓
Variance since December 2016	(6.6%)	↓



ACTIVITY

Cumulative percentage of contracted UDA delivered 2017 & 2018



Month	Adjusted Scheduled Activity (UDA)	
	2017	2018
April	696	595
May	1,307	1,281
June	1,842	1,852
July	2,762	2,593
August	3,450	3,226
September	4,319	4,087
October	5,043	4,819
November	5,753	5,634
December	6,409	6,421
January	7,015	
February	7,785	
March	8,509	
April	8,634	
May	8,635	
June	8,648	

QUALITY

	Quantity	Base Number	Contract	AT	Region	England
% of FP17s for the same patient ID Re-attending within 3 months - Children	48	1,000	4.8%	10.0%	11.6%	12.0%
% of FP17s for the same patient ID Re-attending within 3 months - Adults	345	2,647	13.0%	15.6%	16.7%	15.9%
% of FP17s for the same patient ID Re-attending between 3 & 9 months - Children	710	1,000	71.0%	47.0%	47.3%	58.0%
% of FP17s for the same patient ID Re-attending between 3 & 9 months - Adults	1,581	2,647	59.7%	37.8%	38.3%	50.5%
% of FP17s for Band 1 Urgent Courses	117	3,576	3.3%	10.9%	10.5%	9.0%
% of FP17s Relating to Free Repair or Replacements	33	3,576	0.9%	0.6%	0.6%	0.8%
% of FP17s Relating to Continuations	32	3,576	0.9%	0.6%	0.8%	1.1%
% of Patients satisfied with the dentistry they have received	8	8	N/A	88.1%	89.0%	91.5%
% of Patients satisfied with the time they had to wait for an appointment	8	8	N/A	83.4%	84.2%	87.9%

* This is based on patients treated on this contract for their most recent course of treatment. Figures in italics indicate the base number of FP17s or Patient Questionnaire responses are less than 100. N/A is shown where the base number of responses is less than 10 during the period. % is calculated as Quantity/Base number*100

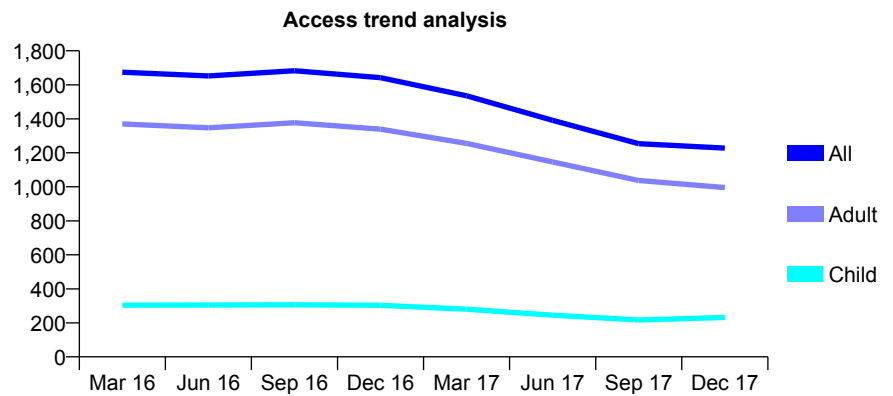
Q62 - Vital Signs At a Glance Contract Report for 642991/0001 - December 2017

Name or company name	Mr A Becker & Mr K Dhir
Contract type name	GDS Contract
Purpose of contract	General
Contract start date	01/04/2006
Contract end date	

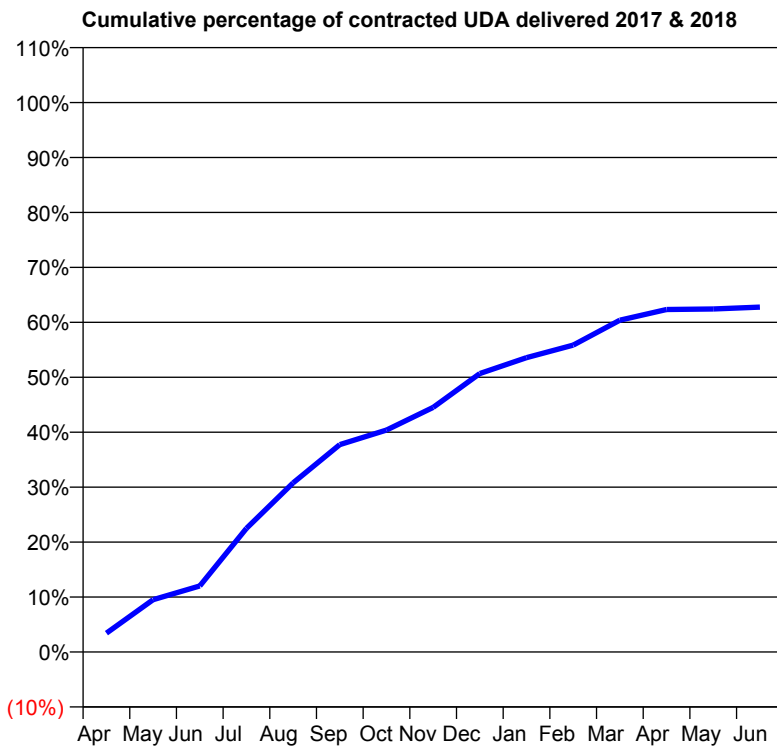
17/18 Contracted general activity (UDA)	6,161
Carry forward general activity (UDA)	2,294
17/18 Contracted orthodontic activity (UOA)	0
Carry forward orthodontic activity (UOA)	0
Baseline contract value	£201,105.09

ACCESS*

Patients seen in 24 months	Total	Change since previous quarter
Quarter ending December 2016	1,642	
Quarter ending March 2017	1,535	↓
Quarter ending June 2017	1,391	↓
Quarter ending September 2017	1,254	↓
Quarter ending December 2017	1,228	↓
Variance since December 2016	(25.2%)	↓



ACTIVITY



Month	Adjusted Scheduled Activity (UDA)	
	2017	2018
April	212	-2,257
May	587	-2,154
June	741	-2,124
July	1,387	-2,089
August	1,897	-2,086
September	2,325	-2,086
October	2,488	-2,086
November	2,742	-2,083
December	3,123	-1,990
January	3,301	
February	3,441	
March	3,720	
April	3,840	
May	3,846	
June	3,867	

QUALITY

	Quantity	Base Number	Contract	AT	Region	England
% of FP17s for the same patient ID Re-attending within 3 months - Children	0	15	0.0%	10.0%	11.6%	12.0%
% of FP17s for the same patient ID Re-attending within 3 months - Adults	17	123	13.8%	15.6%	16.7%	15.9%
% of FP17s for the same patient ID Re-attending between 3 & 9 months - Children	4	15	26.7%	47.0%	47.3%	58.0%
% of FP17s for the same patient ID Re-attending between 3 & 9 months - Adults	39	123	31.7%	37.8%	38.3%	50.5%
% of FP17s for Band 1 Urgent Courses	2	91	2.2%	10.9%	10.5%	9.0%
% of FP17s Relating to Free Repair or Replacements	0	91	0.0%	0.6%	0.6%	0.8%
% of FP17s Relating to Continuations	2	91	2.2%	0.6%	0.8%	1.1%
% of Patients satisfied with the dentistry they have received	0	0	N/A	88.1%	89.0%	91.5%
% of Patients satisfied with the time they had to wait for an appointment	0	0	N/A	83.4%	84.2%	87.9%

* This is based on patients treated on this contract for their most recent course of treatment. Figures in italics indicate the base number of FP17s or Patient Questionnaire responses are less than 100. N/A is shown where the base number of responses is less than 10 during the period. % is calculated as Quantity/Base number*100

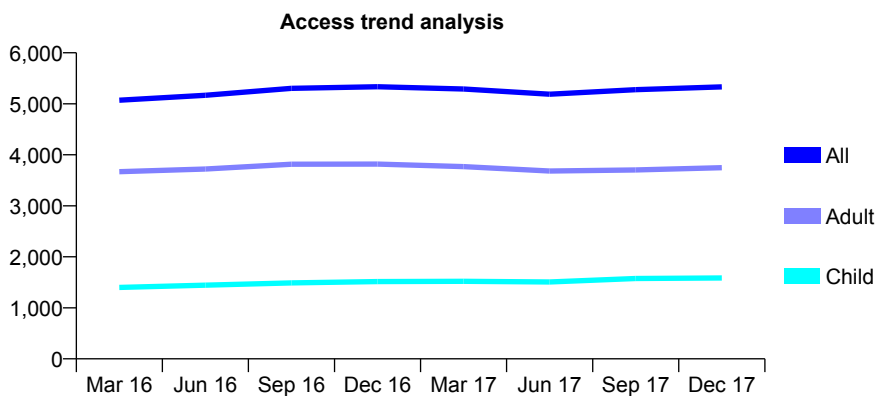
Q62 - Vital Signs At a Glance Contract Report for 651648/0001 - December 2017

Name or company name	MRS JV PATEL
Contract type name	GDS Contract
Purpose of contract	General
Contract start date	01/04/2006
Contract end date	

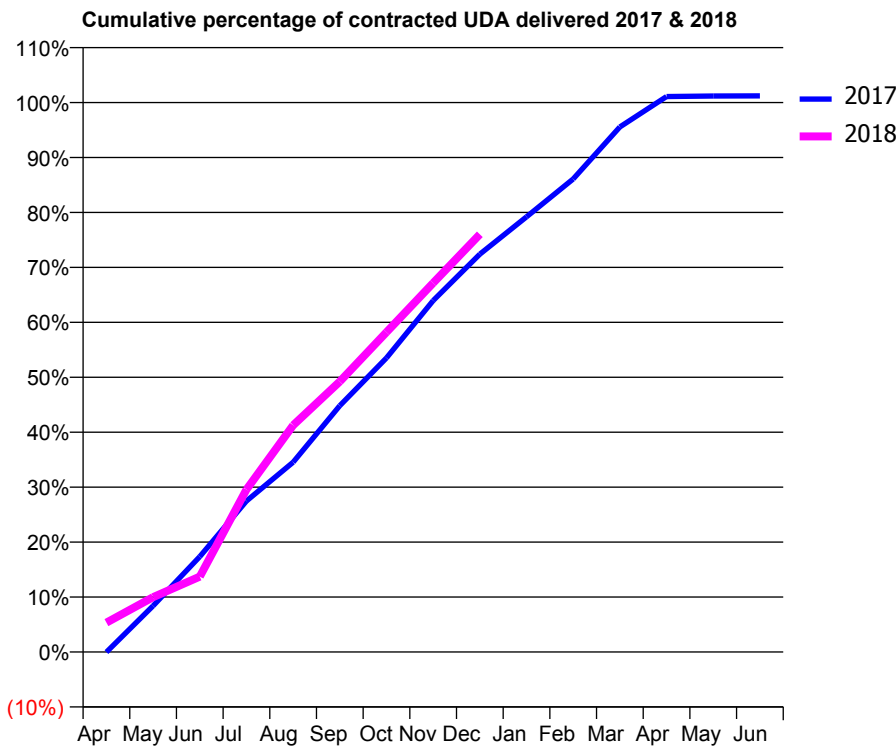
17/18 Contracted general activity (UDA)	10,583
Carry forward general activity (UDA)	-128
17/18 Contracted orthodontic activity (UOA)	0
Carry forward orthodontic activity (UOA)	0
Baseline contract value	£251,778.76

ACCESS*

Patients seen in 24 months	Total	Change since previous quarter
Quarter ending December 2016	5,335	
Quarter ending March 2017	5,290	→
Quarter ending June 2017	5,189	↓
Quarter ending September 2017	5,278	→
Quarter ending December 2017	5,333	→
Variance since December 2016	(0.0%)	→



ACTIVITY



Month	Adjusted Scheduled Activity (UDA)	
	2017	2018
April	-4	567
May	890	1,057
June	1,836	1,452
July	2,909	3,130
August	3,656	4,368
September	4,745	5,210
October	5,663	6,159
November	6,768	7,109
December	7,663	8,044
January	8,380	
February	9,111	
March	10,113	
April	10,698	
May	10,707	
June	10,711	

QUALITY

	Quantity	Base Number	Contract	AT	Region	England
% of FP17s for the same patient ID Re-attending within 3 months - Children	94	1,508	6.2%	10.0%	11.6%	12.0%
% of FP17s for the same patient ID Re-attending within 3 months - Adults	312	3,185	9.8%	15.6%	16.7%	15.9%
% of FP17s for the same patient ID Re-attending between 3 & 9 months - Children	677	1,508	44.9%	47.0%	47.3%	58.0%
% of FP17s for the same patient ID Re-attending between 3 & 9 months - Adults	1,173	3,185	36.8%	37.8%	38.3%	50.5%
% of FP17s for Band 1 Urgent Courses	430	4,378	9.8%	10.9%	10.5%	9.0%
% of FP17s Relating to Free Repair or Replacements	17	4,378	0.4%	0.6%	0.6%	0.8%
% of FP17s Relating to Continuations	3	4,378	0.1%	0.6%	0.8%	1.1%
% of Patients satisfied with the dentistry they have received	3	4	N/A	88.1%	89.0%	91.5%
% of Patients satisfied with the time they had to wait for an appointment	3	4	N/A	83.4%	84.2%	87.9%

* This is based on patients treated on this contract for their most recent course of treatment. Figures in italics indicate the base number of FP17s or Patient Questionnaire responses are less than 100. N/A is shown where the base number of responses is less than 10 during the period. % is calculated as Quantity/Base number*100

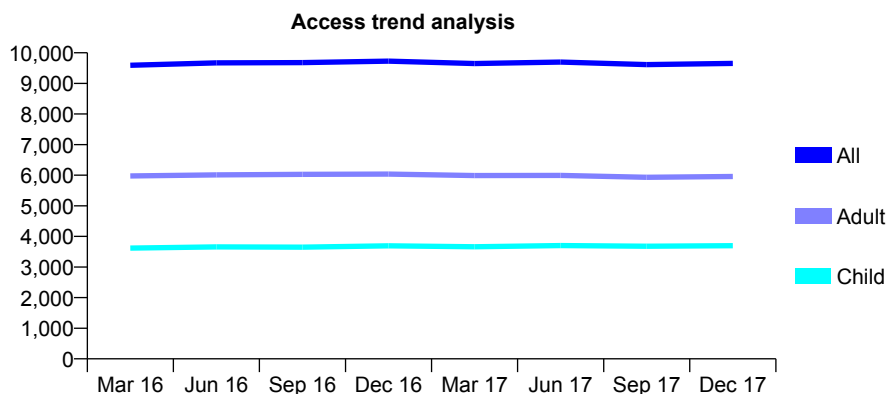
Q62 - Vital Signs At a Glance Contract Report for 653233/0001 - December 2017

Name or company name	Gadhri, Campbell-Barr and Pathmanyagam
Contract type name	GDS Contract
Purpose of contract	General
Contract start date	01/04/2006
Contract end date	

17/18 Contracted general activity (UDA)	23,558
Carry forward general activity (UDA)	-106
17/18 Contracted orthodontic activity (UOA)	0
Carry forward orthodontic activity (UOA)	0
Baseline contract value	£673,044.69

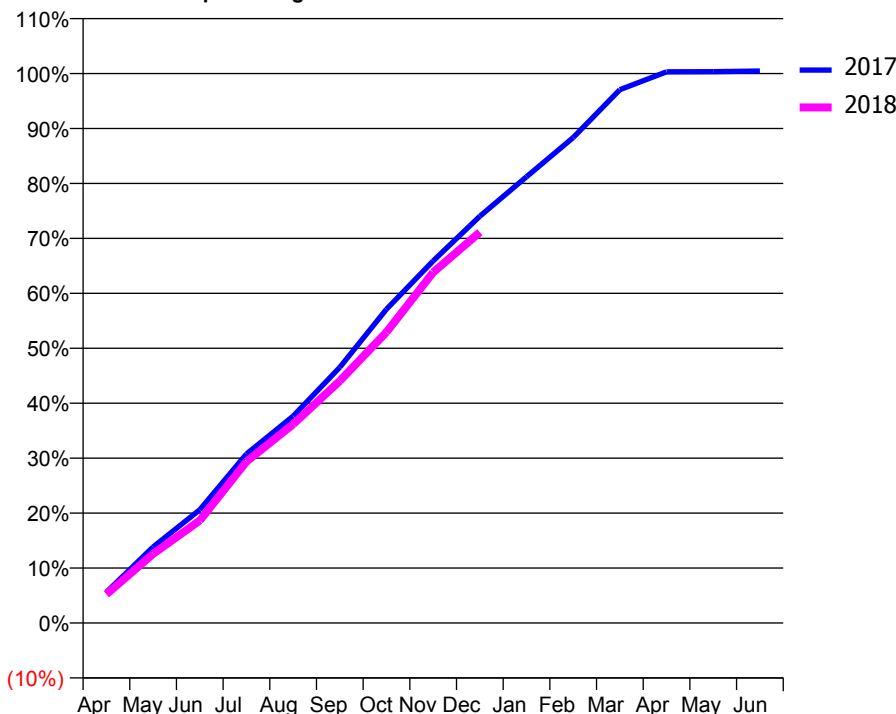
ACCESS*

Patients seen in 24 months	Total	Change since previous quarter
Quarter ending December 2016	9,728	
Quarter ending March 2017	9,649	→
Quarter ending June 2017	9,696	→
Quarter ending September 2017	9,614	→
Quarter ending December 2017	9,653	→
Variance since December 2016	(0.8%)	→



ACTIVITY

Cumulative percentage of contracted UDA delivered 2017 & 2018



Month	Adjusted Scheduled Activity (UDA)	
	2017	2018
April	1,322	1,234
May	3,259	2,961
June	4,858	4,395
July	7,246	6,922
August	8,868	8,519
September	10,964	10,379
October	13,454	12,472
November	15,523	15,032
December	17,438	16,752
January	19,130	
February	20,812	
March	22,866	
April	23,629	
May	23,638	
June	23,664	

QUALITY

	Quantity	Base Number	Contract	AT	Region	England
% of FP17s for the same patient ID Re-attending within 3 months - Children	194	2,870	6.8%	10.0%	11.6%	12.0%
% of FP17s for the same patient ID Re-attending within 3 months - Adults	694	4,202	16.5%	15.6%	16.7%	15.9%
% of FP17s for the same patient ID Re-attending between 3 & 9 months - Children	953	2,870	33.2%	47.0%	47.3%	58.0%
% of FP17s for the same patient ID Re-attending between 3 & 9 months - Adults	1,148	4,202	27.3%	37.8%	38.3%	50.5%
% of FP17s for Band 1 Urgent Courses	739	6,694	11.0%	10.9%	10.5%	9.0%
% of FP17s Relating to Free Repair or Replacements	43	6,694	0.6%	0.6%	0.6%	0.8%
% of FP17s Relating to Continuations	175	6,694	2.6%	0.6%	0.8%	1.1%
% of Patients satisfied with the dentistry they have received	6	7	N/A	88.1%	89.0%	91.5%
% of Patients satisfied with the time they had to wait for an appointment	6	7	N/A	83.4%	84.2%	87.9%

* This is based on patients treated on this contract for their most recent course of treatment. Figures in italics indicate the base number of FP17s or Patient Questionnaire responses are less than 100. N/A is shown where the base number of responses is less than 10 during the period. % is calculated as Quantity/Base number*100

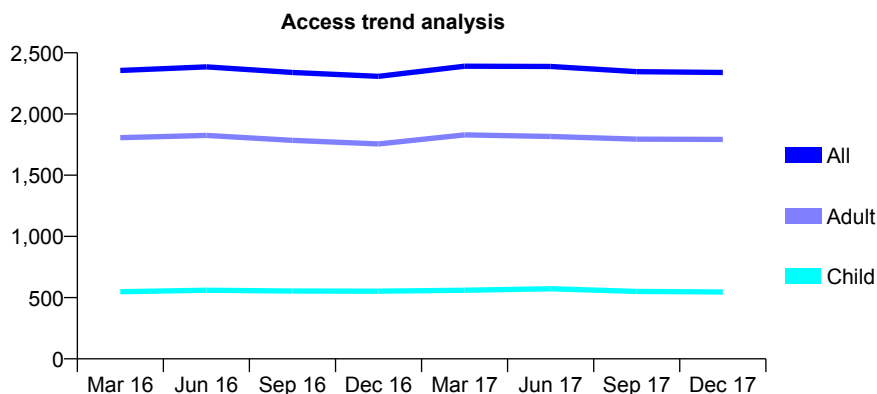
Q62 - Vital Signs At a Glance Contract Report for 657433/0002 - December 2017

Name or company name	MR P KUMAR
Contract type name	GDS Contract
Purpose of contract	General
Contract start date	01/04/2011
Contract end date	

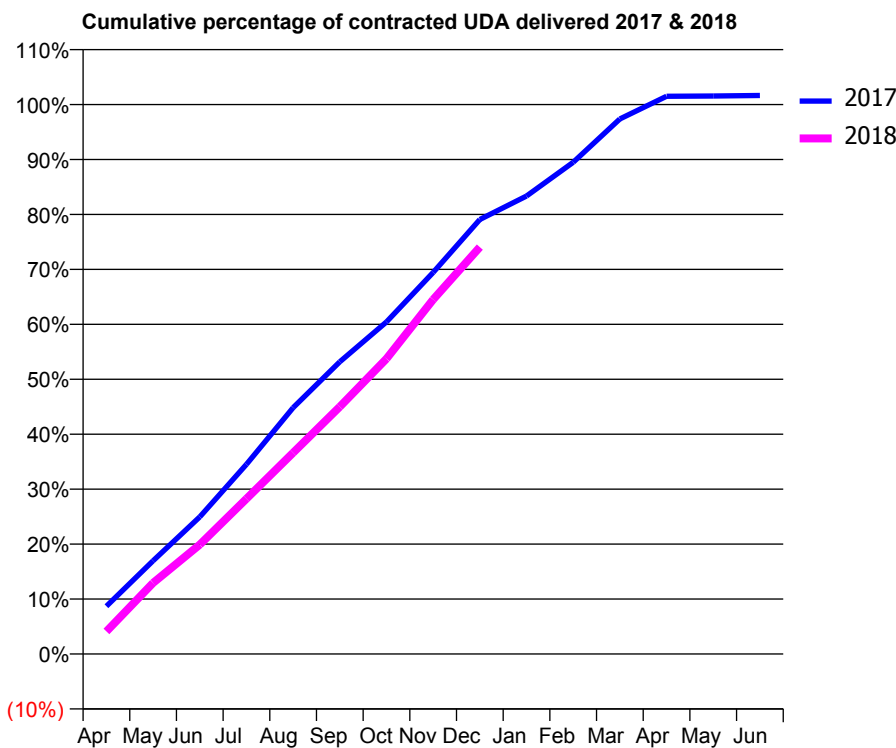
17/18 Contracted general activity (UDA)	5,191
Carry forward general activity (UDA)	-85
17/18 Contracted orthodontic activity (UOA)	0
Carry forward orthodontic activity (UOA)	0
Baseline contract value	£201,667.06

ACCESS*

Patients seen in 24 months	Total	Change since previous quarter
Quarter ending December 2016	2,308	
Quarter ending March 2017	2,391	↑
Quarter ending June 2017	2,388	→
Quarter ending September 2017	2,346	↓
Quarter ending December 2017	2,339	→
Variance since December 2016	1.3%	→



ACTIVITY



Month	Adjusted Scheduled Activity (UDA)	
	2017	2018
April	452	213
May	881	672
June	1,295	1,033
July	1,792	1,466
August	2,327	1,901
September	2,760	2,336
October	3,137	2,789
November	3,605	3,349
December	4,105	3,844
January	4,326	
February	4,645	
March	5,054	
April	5,269	
May	5,271	
June	5,276	

QUALITY

	Quantity	Base Number	Contract	AT	Region	England
% of FP17s for the same patient ID Re-attending within 3 months - Children	30	452	6.6%	10.0%	11.6%	12.0%
% of FP17s for the same patient ID Re-attending within 3 months - Adults	154	1,300	11.8%	15.6%	16.7%	15.9%
% of FP17s for the same patient ID Re-attending between 3 & 9 months - Children	134	452	29.6%	47.0%	47.3%	58.0%
% of FP17s for the same patient ID Re-attending between 3 & 9 months - Adults	299	1,300	23.0%	37.8%	38.3%	50.5%
% of FP17s for Band 1 Urgent Courses	125	1,349	9.3%	10.9%	10.5%	9.0%
% of FP17s Relating to Free Repair or Replacements	12	1,349	0.9%	0.6%	0.6%	0.8%
% of FP17s Relating to Continuations	35	1,349	2.6%	0.6%	0.8%	1.1%
% of Patients satisfied with the dentistry they have received	4	4	N/A	88.1%	89.0%	91.5%
% of Patients satisfied with the time they had to wait for an appointment	4	4	N/A	83.4%	84.2%	87.9%

* This is based on patients treated on this contract for their most recent course of treatment. Figures in italics indicate the base number of FP17s or Patient Questionnaire responses are less than 100. N/A is shown where the base number of responses is less than 10 during the period. % is calculated as Quantity/Base number*100

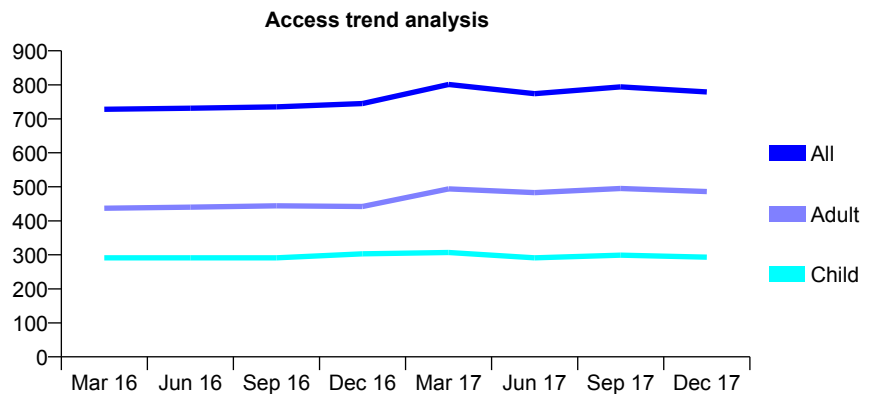
Q62 - Vital Signs At a Glance Contract Report for 660108/0001 - December 2017

Name or company name	MR DS SOHAL
Contract type name	GDS Contract
Purpose of contract	General
Contract start date	01/04/2006
Contract end date	

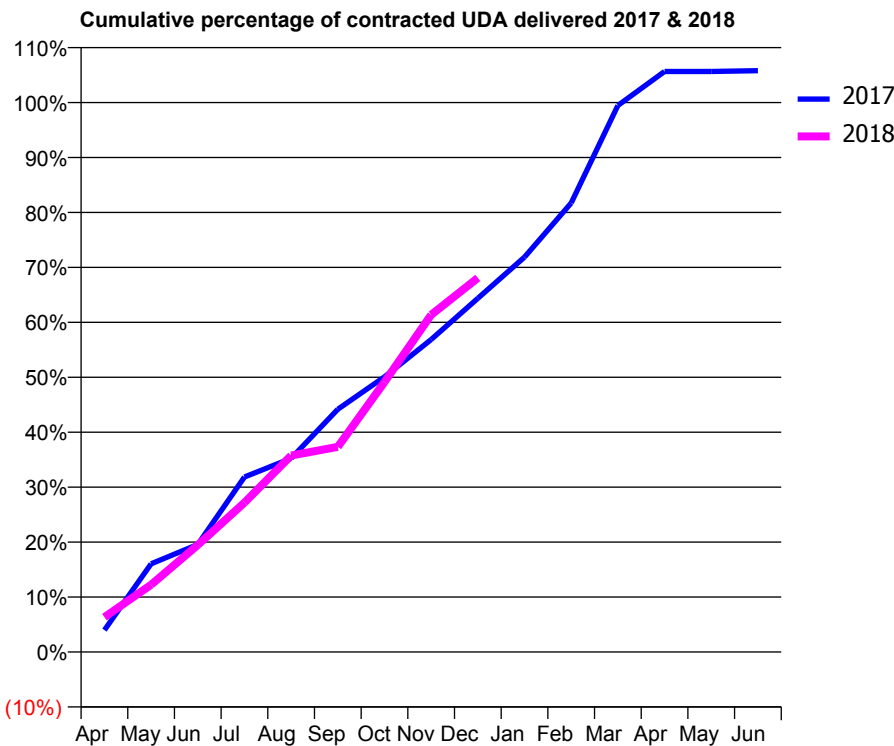
17/18 Contracted general activity (UDA)	2,097
Carry forward general activity (UDA)	-42
17/18 Contracted orthodontic activity (UOA)	0
Carry forward orthodontic activity (UOA)	0
Baseline contract value	£51,420.01

ACCESS*

Patients seen in 24 months	Total	Change since previous quarter
Quarter ending December 2016	745	
Quarter ending March 2017	801	↑
Quarter ending June 2017	774	↓
Quarter ending September 2017	794	↑
Quarter ending December 2017	779	↓
Variance since December 2016	4.6%	↑



ACTIVITY



Month	Adjusted Scheduled Activity (UDA)	
	2017	2018
April	84	133
May	337	257
June	410	408
July	668	570
August	739	750
September	926	783
October	1,050	1,030
November	1,192	1,287
December	1,350	1,428
January	1,507	
February	1,714	
March	2,086	
April	2,215	
May	2,215	
June	2,218	

QUALITY

	Quantity	Base Number	Contract	AT	Region	England
% of FP17s for the same patient ID Re-attending within 3 months - Children	16	221	7.2%	10.0%	11.6%	12.0%
% of FP17s for the same patient ID Re-attending within 3 months - Adults	44	316	13.9%	15.6%	16.7%	15.9%
% of FP17s for the same patient ID Re-attending between 3 & 9 months - Children	73	221	33.0%	47.0%	47.3%	58.0%
% of FP17s for the same patient ID Re-attending between 3 & 9 months - Adults	94	316	29.7%	37.8%	38.3%	50.5%
% of FP17s for Band 1 Urgent Courses	63	510	12.4%	10.9%	10.5%	9.0%
% of FP17s Relating to Free Repair or Replacements	6	510	1.2%	0.6%	0.6%	0.8%
% of FP17s Relating to Continuations	5	510	1.0%	0.6%	0.8%	1.1%
% of Patients satisfied with the dentistry they have received	1	1	N/A	88.1%	89.0%	91.5%
% of Patients satisfied with the time they had to wait for an appointment	1	1	N/A	83.4%	84.2%	87.9%

* This is based on patients treated on this contract for their most recent course of treatment. Figures in italics indicate the base number of FP17s or Patient Questionnaire responses are less than 100. N/A is shown where the base number of responses is less than 10 during the period. % is calculated as Quantity/Base number*100

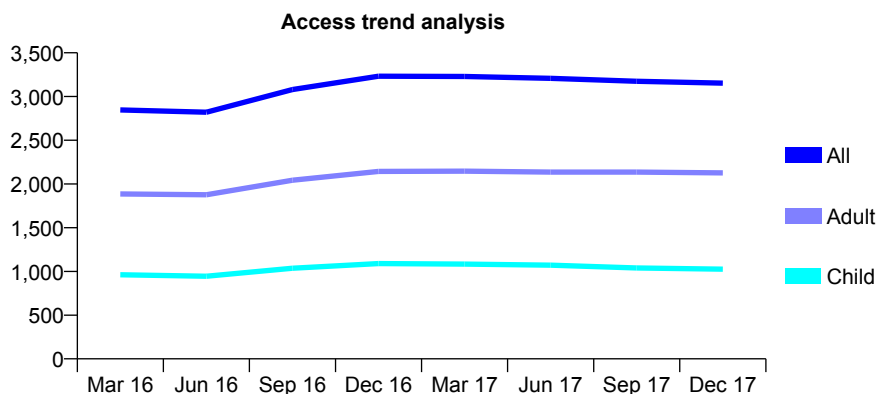
Q62 - Vital Signs At a Glance Contract Report for 660175/0001 - December 2017

Name or company name	MR F KHOURY
Contract type name	GDS Contract
Purpose of contract	General
Contract start date	01/04/2006
Contract end date	

17/18 Contracted general activity (UDA)	10,063
Carry forward general activity (UDA)	-185
17/18 Contracted orthodontic activity (UOA)	0
Carry forward orthodontic activity (UOA)	0
Baseline contract value	£277,742.13

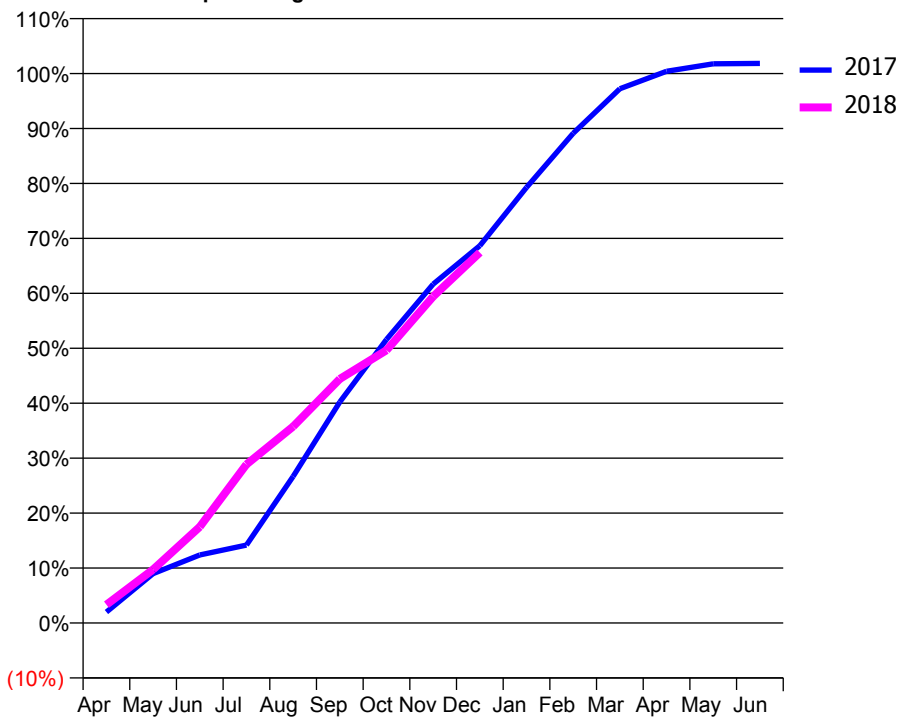
ACCESS*

Patients seen in 24 months	Total	Change since previous quarter
Quarter ending December 2016	3,233	
Quarter ending March 2017	3,230	→
Quarter ending June 2017	3,208	→
Quarter ending September 2017	3,175	↓
Quarter ending December 2017	3,153	→
Variance since December 2016	(2.5%)	↓



ACTIVITY

Cumulative percentage of contracted UDA delivered 2017 & 2018



Month	Adjusted Scheduled Activity (UDA)	
	2017	2018
April	201	335
May	904	981
June	1,247	1,762
July	1,427	2,904
August	2,685	3,597
September	4,047	4,470
October	5,194	4,995
November	6,207	5,980
December	6,910	6,784
January	7,976	
February	8,969	
March	9,783	
April	10,103	
May	10,241	
June	10,248	

QUALITY

	Quantity	Base Number	Contract	AT	Region	England
% of FP17s for the same patient ID Re-attending within 3 months - Children	28	632	4.4%	10.0%	11.6%	12.0%
% of FP17s for the same patient ID Re-attending within 3 months - Adults	121	1,178	10.3%	15.6%	16.7%	15.9%
% of FP17s for the same patient ID Re-attending between 3 & 9 months - Children	164	632	25.9%	47.0%	47.3%	58.0%
% of FP17s for the same patient ID Re-attending between 3 & 9 months - Adults	361	1,178	30.6%	37.8%	38.3%	50.5%
% of FP17s for Band 1 Urgent Courses	202	1,666	12.1%	10.9%	10.5%	9.0%
% of FP17s Relating to Free Repair or Replacements	0	1,666	0.0%	0.6%	0.6%	0.8%
% of FP17s Relating to Continuations	8	1,666	0.5%	0.6%	0.8%	1.1%
% of Patients satisfied with the dentistry they have received	1	1	N/A	88.1%	89.0%	91.5%
% of Patients satisfied with the time they had to wait for an appointment	1	1	N/A	83.4%	84.2%	87.9%

* This is based on patients treated on this contract for their most recent course of treatment. Figures in italics indicate the base number of FP17s or Patient Questionnaire responses are less than 100. N/A is shown where the base number of responses is less than 10 during the period. % is calculated as Quantity/Base number*100

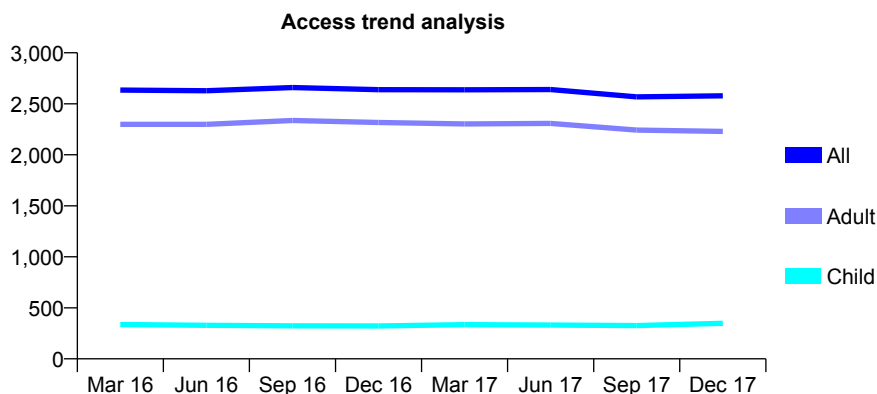
Q62 - Vital Signs At a Glance Contract Report for 660493/0001 - December 2017

Name or company name	MR AD DE LA VALETTE
Contract type name	GDS Contract
Purpose of contract	General
Contract start date	01/04/2006
Contract end date	

17/18 Contracted general activity (UDA)	15,171
Carry forward general activity (UDA)	-239
17/18 Contracted orthodontic activity (UOA)	0
Carry forward orthodontic activity (UOA)	0
Baseline contract value	£525,491.82

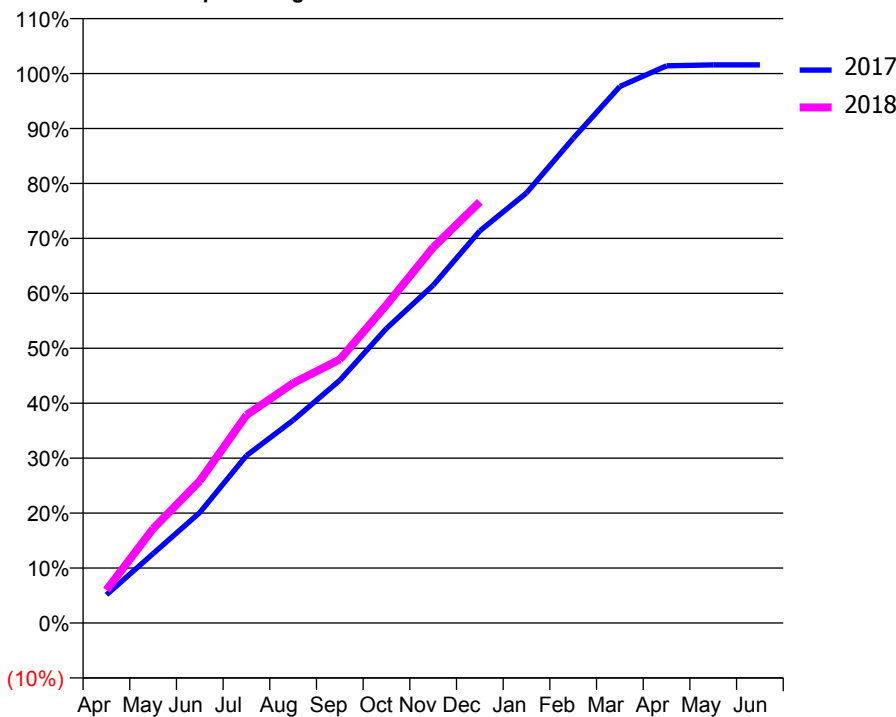
ACCESS*

Patients seen in 24 months	Total	Change since previous quarter
Quarter ending December 2016	2,639	
Quarter ending March 2017	2,637	→
Quarter ending June 2017	2,640	→
Quarter ending September 2017	2,568	↓
Quarter ending December 2017	2,578	→
Variance since December 2016	(2.3%)	↓



ACTIVITY

Cumulative percentage of contracted UDA delivered 2017 & 2018



Month	Adjusted Scheduled Activity (UDA)	
	2017	2018
April	780	910
May	1,917	2,606
June	3,049	3,921
July	4,622	5,742
August	5,596	6,622
September	6,700	7,275
October	8,133	8,784
November	9,322	10,369
December	10,826	11,629
January	11,876	
February	13,380	
March	14,814	
April	15,382	
May	15,409	
June	15,410	

QUALITY

	Quantity	Base Number	Contract	AT	Region	England
% of FP17s for the same patient ID Re-attending within 3 months - Children	20	276	7.2%	10.0%	11.6%	12.0%
% of FP17s for the same patient ID Re-attending within 3 months - Adults	253	1,643	15.4%	15.6%	16.7%	15.9%
% of FP17s for the same patient ID Re-attending between 3 & 9 months - Children	109	276	39.5%	47.0%	47.3%	58.0%
% of FP17s for the same patient ID Re-attending between 3 & 9 months - Adults	534	1,643	32.5%	37.8%	38.3%	50.5%
% of FP17s for Band 1 Urgent Courses	154	1,822	8.5%	10.9%	10.5%	9.0%
% of FP17s Relating to Free Repair or Replacements	20	1,822	1.1%	0.6%	0.6%	0.8%
% of FP17s Relating to Continuations	2	1,822	0.1%	0.6%	0.8%	1.1%
% of Patients satisfied with the dentistry they have received	0	0	N/A	88.1%	89.0%	91.5%
% of Patients satisfied with the time they had to wait for an appointment	0	0	N/A	83.4%	84.2%	87.9%

* This is based on patients treated on this contract for their most recent course of treatment. Figures in italics indicate the base number of FP17s or Patient Questionnaire responses are less than 100. N/A is shown where the base number of responses is less than 10 during the period. % is calculated as Quantity/Base number*100

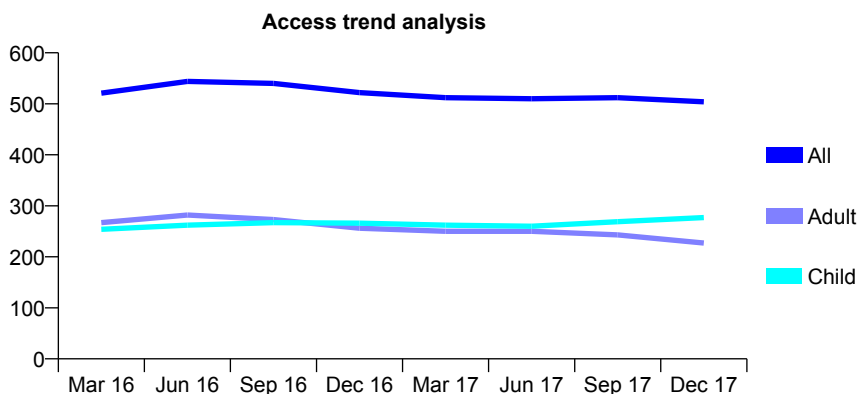
Q62 - Vital Signs At a Glance Contract Report for 661651/0001 - December 2017

Name or company name	MR I RAI
Contract type name	GDS Contract
Purpose of contract	General
Contract start date	01/04/2014
Contract end date	

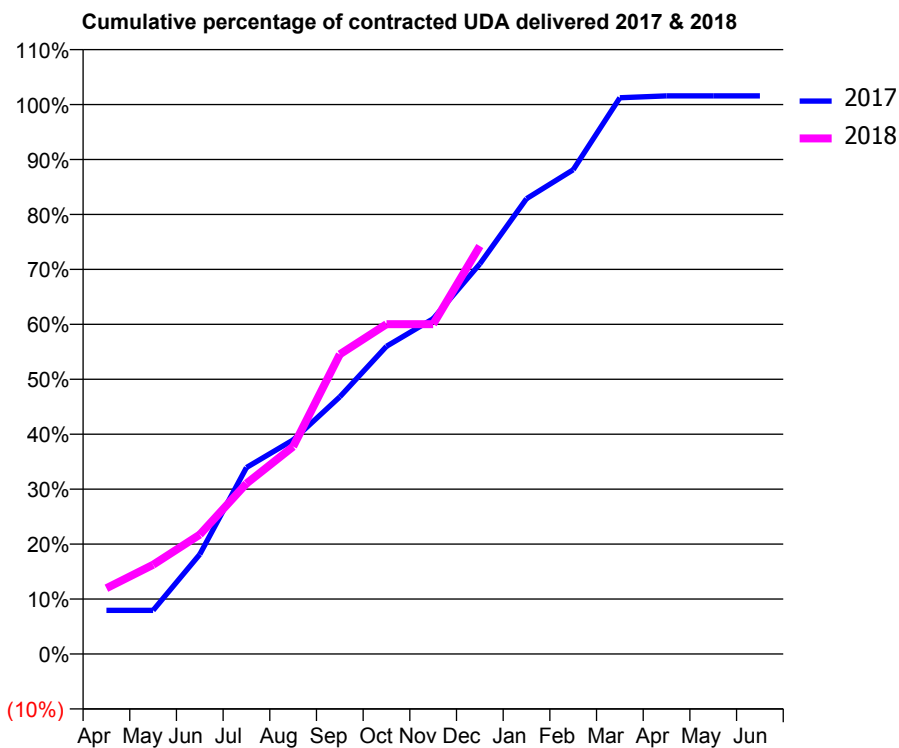
17/18 Contracted general activity (UDA)	893
Carry forward general activity (UDA)	-14
17/18 Contracted orthodontic activity (UOA)	0
Carry forward orthodontic activity (UOA)	0
Baseline contract value	£21,761.86

ACCESS*

Patients seen in 24 months	Total	Change since previous quarter
Quarter ending December 2016	522	
Quarter ending March 2017	512	↓
Quarter ending June 2017	510	→
Quarter ending September 2017	512	→
Quarter ending December 2017	504	↓
Variance since December 2016	(3.4%)	↓



ACTIVITY



Month	Adjusted Scheduled Activity (UDA)	
	2017	2018
April	71	107
May	71	145
June	162	194
July	303	277
August	348	337
September	418	487
October	500	536
November	545	536
December	634	663
January	740	
February	787	
March	904	
April	907	
May	907	
June	907	

QUALITY

	Quantity	Base Number	Contract	AT	Region	England
% of FP17s for the same patient ID Re-attending within 3 months - Children	4	249	1.6%	10.0%	11.6%	12.0%
% of FP17s for the same patient ID Re-attending within 3 months - Adults	0	92	0.0%	15.6%	16.7%	15.9%
% of FP17s for the same patient ID Re-attending between 3 & 9 months - Children	124	249	49.8%	47.0%	47.3%	58.0%
% of FP17s for the same patient ID Re-attending between 3 & 9 months - Adults	21	92	22.8%	37.8%	38.3%	50.5%
% of FP17s for Band 1 Urgent Courses	0	338	0.0%	10.9%	10.5%	9.0%
% of FP17s Relating to Free Repair or Replacements	0	338	0.0%	0.6%	0.6%	0.8%
% of FP17s Relating to Continuations	2	338	0.6%	0.6%	0.8%	1.1%
% of Patients satisfied with the dentistry they have received	0	0	N/A	88.1%	89.0%	91.5%
% of Patients satisfied with the time they had to wait for an appointment	0	0	N/A	83.4%	84.2%	87.9%

* This is based on patients treated on this contract for their most recent course of treatment. Figures in italics indicate the base number of FP17s or Patient Questionnaire responses are less than 100. N/A is shown where the base number of responses is less than 10 during the period. % is calculated as Quantity/Base number*100

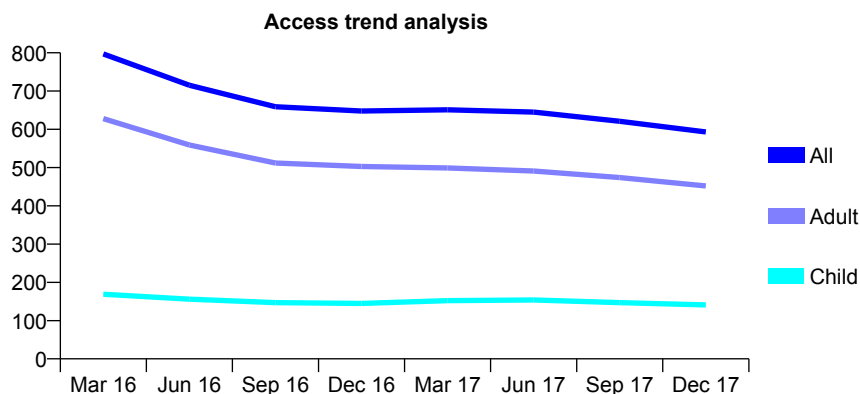
Q62 - Vital Signs At a Glance Contract Report for 675237/0001 - December 2017

Name or company name	MR M FARHANG HAERI
Contract type name	GDS Contract
Purpose of contract	General
Contract start date	01/04/2006
Contract end date	

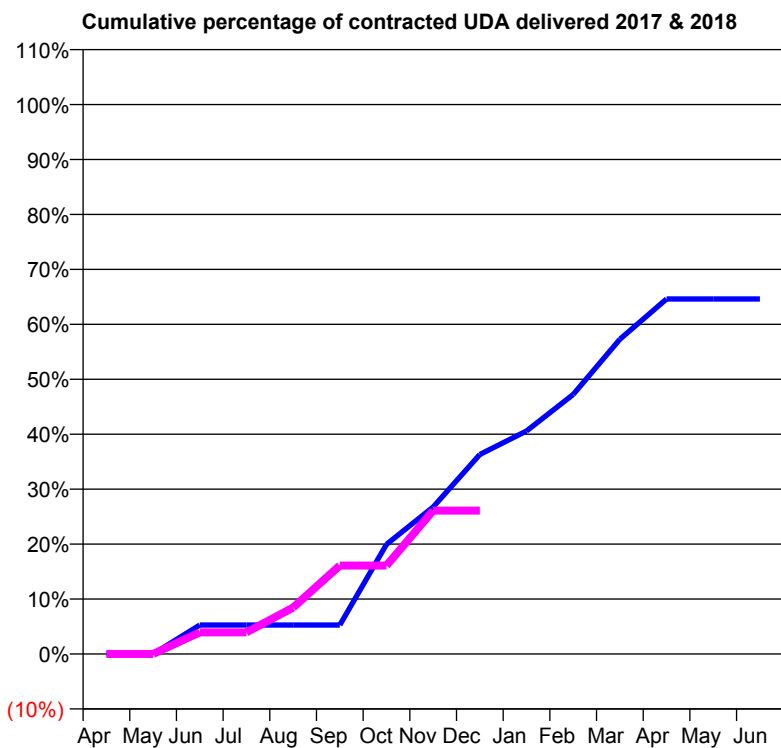
17/18 Contracted general activity (UDA)	2,365
Carry forward general activity (UDA)	0
17/18 Contracted orthodontic activity (UOA)	0
Carry forward orthodontic activity (UOA)	0
Baseline contract value	£68,238.60

ACCESS*

Patients seen in 24 months	Total	Change since previous quarter
Quarter ending December 2016	648	
Quarter ending March 2017	651	→
Quarter ending June 2017	645	→
Quarter ending September 2017	621	↓
Quarter ending December 2017	593	↓
Variance since December 2016	(8.5%)	↓



ACTIVITY



Month	Adjusted Scheduled Activity (UDA)	
	2017	2018
April	0	0
May	0	0
June	125	93
July	125	93
August	125	200
September	125	381
October	472	381
November	633	617
December	859	617
January	960	
February	1,117	
March	1,355	
April	1,528	
May	1,528	
June	1,528	

QUALITY

	Quantity	Base Number	Contract	AT	Region	England
% of FP17s for the same patient ID Re-attending within 3 months - Children	1	70	1.4%	10.0%	11.6%	12.0%
% of FP17s for the same patient ID Re-attending within 3 months - Adults	7	217	3.2%	15.6%	16.7%	15.9%
% of FP17s for the same patient ID Re-attending between 3 & 9 months - Children	18	70	25.7%	47.0%	47.3%	58.0%
% of FP17s for the same patient ID Re-attending between 3 & 9 months - Adults	38	217	17.5%	37.8%	38.3%	50.5%
% of FP17s for Band 1 Urgent Courses	0	240	0.0%	10.9%	10.5%	9.0%
% of FP17s Relating to Free Repair or Replacements	0	240	0.0%	0.6%	0.6%	0.8%
% of FP17s Relating to Continuations	0	240	0.0%	0.6%	0.8%	1.1%
% of Patients satisfied with the dentistry they have received	0	0	N/A	88.1%	89.0%	91.5%
% of Patients satisfied with the time they had to wait for an appointment	0	0	N/A	83.4%	84.2%	87.9%

* This is based on patients treated on this contract for their most recent course of treatment. Figures in italics indicate the base number of FP17s or Patient Questionnaire responses are less than 100. N/A is shown where the base number of responses is less than 10 during the period. % is calculated as Quantity/Base number*100

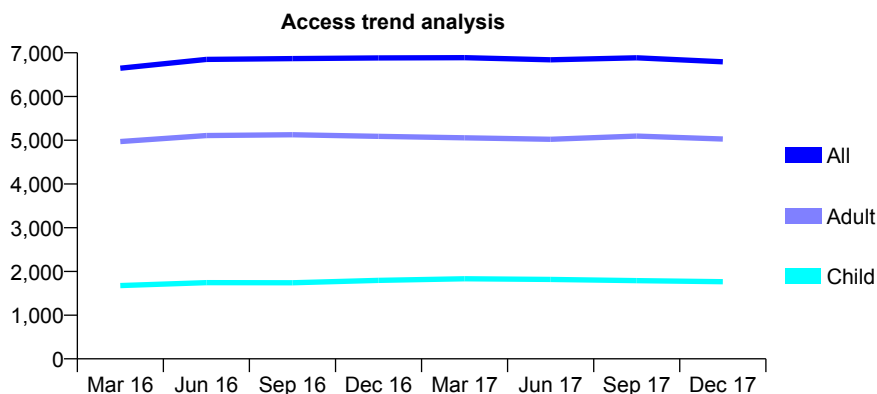
Q62 - Vital Signs At a Glance Contract Report for 676713/0001 - December 2017

Name or company name	MR K KAVIANI
Contract type name	GDS Contract
Purpose of contract	General
Contract start date	01/04/2006
Contract end date	

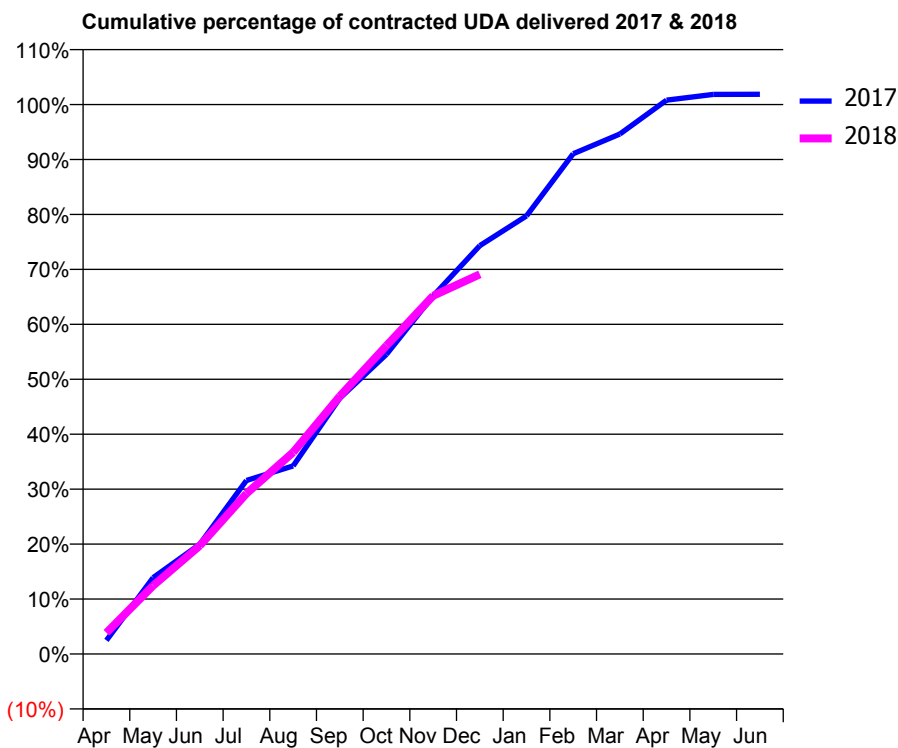
17/18 Contracted general activity (UDA)	17,508
Carry forward general activity (UDA)	-326
17/18 Contracted orthodontic activity (UOA)	0
Carry forward orthodontic activity (UOA)	0
Baseline contract value	£502,668.45

ACCESS*

Patients seen in 24 months	Total	Change since previous quarter
Quarter ending December 2016	6,884	
Quarter ending March 2017	6,888	→
Quarter ending June 2017	6,839	→
Quarter ending September 2017	6,886	→
Quarter ending December 2017	6,794	↓
Variance since December 2016	(1.3%)	↓



ACTIVITY



Month	2017	2018
April	436	678
May	2,432	2,178
June	3,498	3,451
July	5,530	5,113
August	5,995	6,425
September	8,151	8,214
October	9,550	9,825
November	11,410	11,412
December	13,012	12,099
January	13,961	
February	15,939	
March	16,569	
April	17,648	
May	17,830	
June	17,834	

QUALITY

	Quantity	Base Number	Contract	AT	Region	England
% of FP17s for the same patient ID Re-attending within 3 months - Children	95	1,305	7.3%	10.0%	11.6%	12.0%
% of FP17s for the same patient ID Re-attending within 3 months - Adults	855	4,015	21.3%	15.6%	16.7%	15.9%
% of FP17s for the same patient ID Re-attending between 3 & 9 months - Children	365	1,305	28.0%	47.0%	47.3%	58.0%
% of FP17s for the same patient ID Re-attending between 3 & 9 months - Adults	1,121	4,015	27.9%	37.8%	38.3%	50.5%
% of FP17s for Band 1 Urgent Courses	534	4,471	11.9%	10.9%	10.5%	9.0%
% of FP17s Relating to Free Repair or Replacements	64	4,471	1.4%	0.6%	0.6%	0.8%
% of FP17s Relating to Continuations	111	4,471	2.5%	0.6%	0.8%	1.1%
% of Patients satisfied with the dentistry they have received	2	2	N/A	88.1%	89.0%	91.5%
% of Patients satisfied with the time they had to wait for an appointment	2	2	N/A	83.4%	84.2%	87.9%

* This is based on patients treated on this contract for their most recent course of treatment. Figures in italics indicate the base number of FP17s or Patient Questionnaire responses are less than 100. N/A is shown where the base number of responses is less than 10 during the period. % is calculated as Quantity/Base number*100

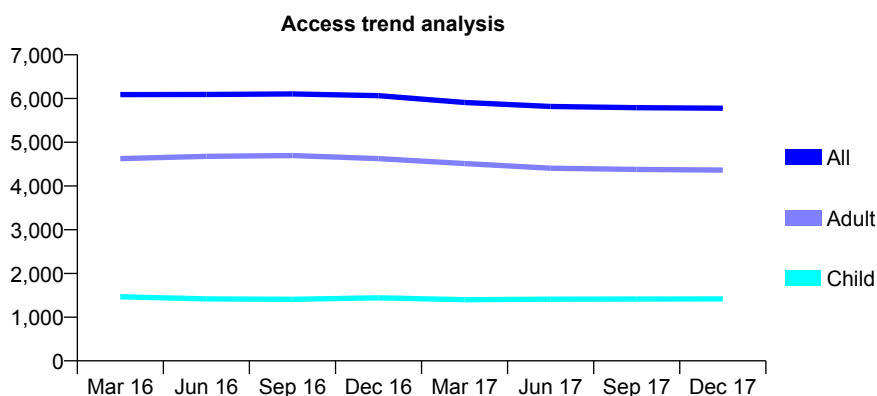
Q62 - Vital Signs At a Glance Contract Report for 676721/0001 - December 2017

Name or company name	MISS AM PATEL
Contract type name	GDS Contract
Purpose of contract	General
Contract start date	01/05/2008
Contract end date	

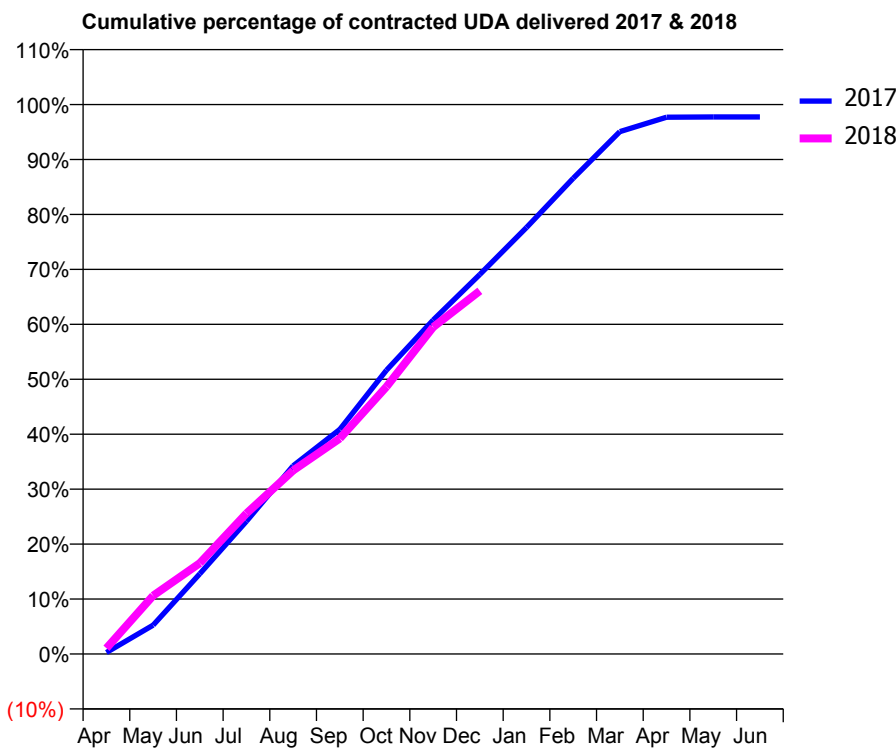
17/18 Contracted general activity (UDA)	19,880
Carry forward general activity (UDA)	449
17/18 Contracted orthodontic activity (UOA)	0
Carry forward orthodontic activity (UOA)	0
Baseline contract value	£608,228.95

ACCESS*

Patients seen in 24 months	Total	Change since previous quarter
Quarter ending December 2016	6,066	
Quarter ending March 2017	5,911	↓
Quarter ending June 2017	5,817	↓
Quarter ending September 2017	5,791	→
Quarter ending December 2017	5,778	→
Variance since December 2016	(4.7%)	↓



ACTIVITY



Month	Adjusted Scheduled Activity (UDA)	
	2017	2018
April	57	210
May	1,043	2,110
June	2,900	3,289
July	4,804	5,089
August	6,808	6,642
September	8,129	7,799
October	10,270	9,668
November	12,082	11,828
December	13,732	13,138
January	15,429	
February	17,210	
March	18,898	
April	19,420	
May	19,427	
June	19,431	

QUALITY

	Quantity	Base Number	Contract	AT	Region	England
% of FP17s for the same patient ID Re-attending within 3 months - Children	72	1,190	6.1%	10.0%	11.6%	12.0%
% of FP17s for the same patient ID Re-attending within 3 months - Adults	487	3,610	13.5%	15.6%	16.7%	15.9%
% of FP17s for the same patient ID Re-attending between 3 & 9 months - Children	453	1,190	38.1%	47.0%	47.3%	58.0%
% of FP17s for the same patient ID Re-attending between 3 & 9 months - Adults	1,523	3,610	42.2%	37.8%	38.3%	50.5%
% of FP17s for Band 1 Urgent Courses	517	4,589	11.3%	10.9%	10.5%	9.0%
% of FP17s Relating to Free Repair or Replacements	13	4,589	0.3%	0.6%	0.6%	0.8%
% of FP17s Relating to Continuations	39	4,589	0.8%	0.6%	0.8%	1.1%
% of Patients satisfied with the dentistry they have received	9	9	N/A	88.1%	89.0%	91.5%
% of Patients satisfied with the time they had to wait for an appointment	8	9	N/A	83.4%	84.2%	87.9%

* This is based on patients treated on this contract for their most recent course of treatment. Figures in italics indicate the base number of FP17s or Patient Questionnaire responses are less than 100. N/A is shown where the base number of responses is less than 10 during the period. % is calculated as Quantity/Base number*100

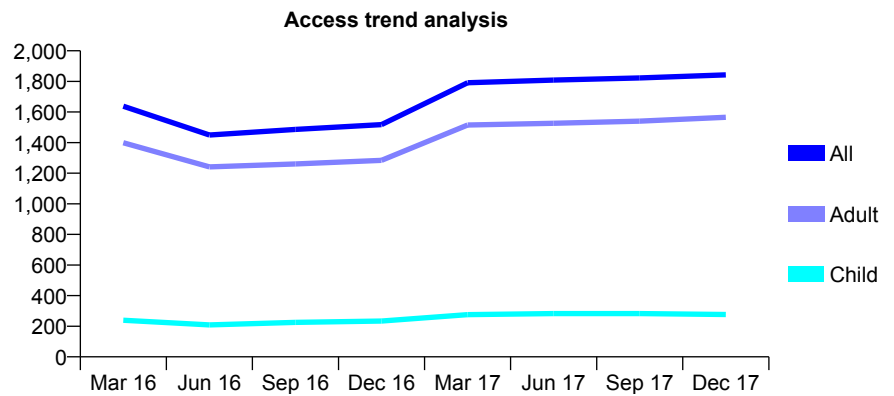
Q62 - Vital Signs At a Glance Contract Report for 677019/0001 - December 2017

Name or company name	Bhavish Thakrar and Jayesh Kotecha
Contract type name	GDS Contract
Purpose of contract	General
Contract start date	01/04/2006
Contract end date	

17/18 Contracted general activity (UDA)	6,359
Carry forward general activity (UDA)	207
17/18 Contracted orthodontic activity (UOA)	0
Carry forward orthodontic activity (UOA)	0
Baseline contract value	£225,091.92

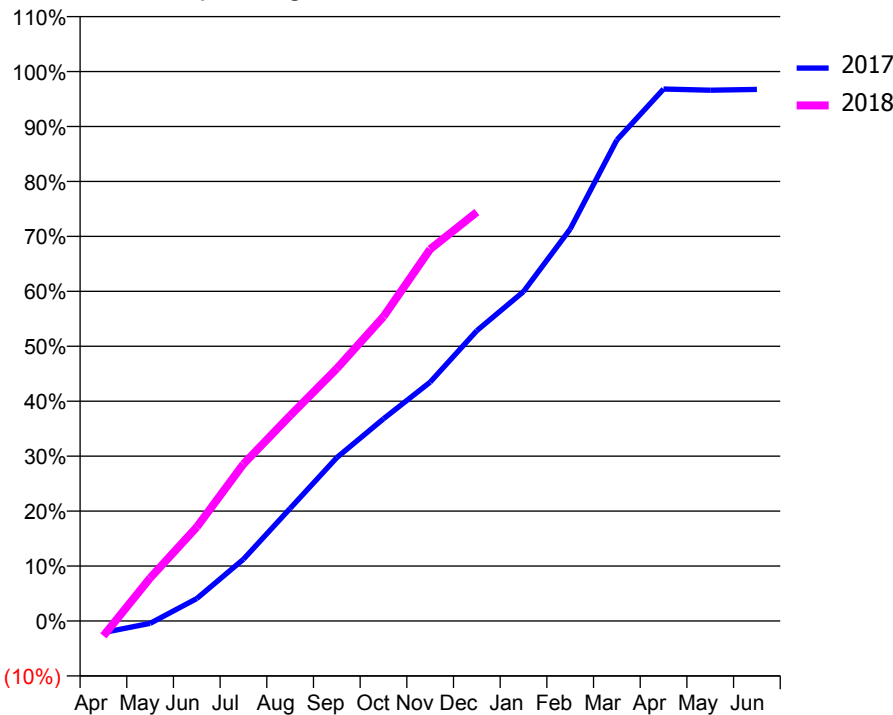
ACCESS*

Patients seen in 24 months	Total	Change since previous quarter
Quarter ending December 2016	1,518	
Quarter ending March 2017	1,791	↑
Quarter ending June 2017	1,809	→
Quarter ending September 2017	1,823	→
Quarter ending December 2017	1,843	→
Variance since December 2016	21.4%	↑



ACTIVITY

Cumulative percentage of contracted UDA delivered 2017 & 2018



Month	Adjusted Scheduled Activity (UDA)	
	2017	2018
April	-135	-174
May	-28	498
June	260	1,087
July	716	1,817
August	1,304	2,378
September	1,891	2,922
October	2,339	3,522
November	2,764	4,303
December	3,360	4,732
January	3,813	
February	4,536	
March	5,566	
April	6,156	
May	6,143	
June	6,152	

QUALITY

	Quantity	Base Number	Contract	AT	Region	England
% of FP17s for the same patient ID Re-attending within 3 months - Children	18	221	8.1%	10.0%	11.6%	12.0%
% of FP17s for the same patient ID Re-attending within 3 months - Adults	201	1,237	16.2%	15.6%	16.7%	15.9%
% of FP17s for the same patient ID Re-attending between 3 & 9 months - Children	76	221	34.4%	47.0%	47.3%	58.0%
% of FP17s for the same patient ID Re-attending between 3 & 9 months - Adults	373	1,237	30.2%	37.8%	38.3%	50.5%
% of FP17s for Band 1 Urgent Courses	161	1,310	12.3%	10.9%	10.5%	9.0%
% of FP17s Relating to Free Repair or Replacements	13	1,310	1.0%	0.6%	0.6%	0.8%
% of FP17s Relating to Continuations	11	1,310	0.8%	0.6%	0.8%	1.1%
% of Patients satisfied with the dentistry they have received	4	5	N/A	88.1%	89.0%	91.5%
% of Patients satisfied with the time they had to wait for an appointment	4	5	N/A	83.4%	84.2%	87.9%

* This is based on patients treated on this contract for their most recent course of treatment. Figures in italics indicate the base number of FP17s or Patient Questionnaire responses are less than 100. N/A is shown where the base number of responses is less than 10 during the period. % is calculated as Quantity/Base number*100

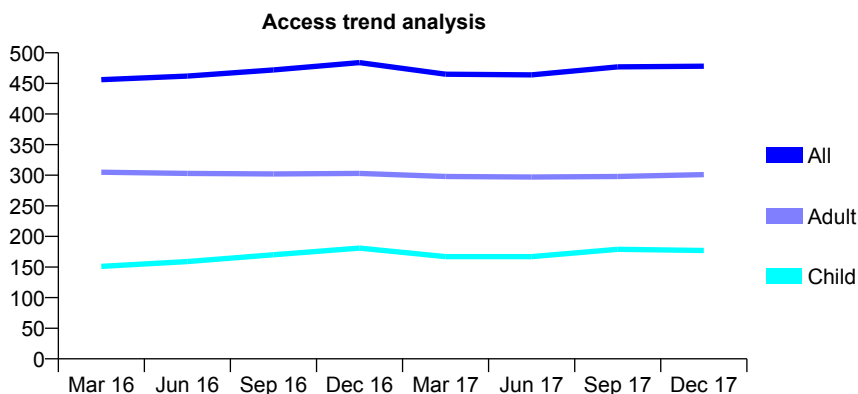
Q62 - Vital Signs At a Glance Contract Report for 678635/0001 - December 2017

Name or company name	Zabihi and Partners
Contract type name	GDS Contract
Purpose of contract	General
Contract start date	01/04/2006
Contract end date	

17/18 Contracted general activity (UDA)	1,263
Carry forward general activity (UDA)	-25
17/18 Contracted orthodontic activity (UOA)	0
Carry forward orthodontic activity (UOA)	0
Baseline contract value	£31,451.02

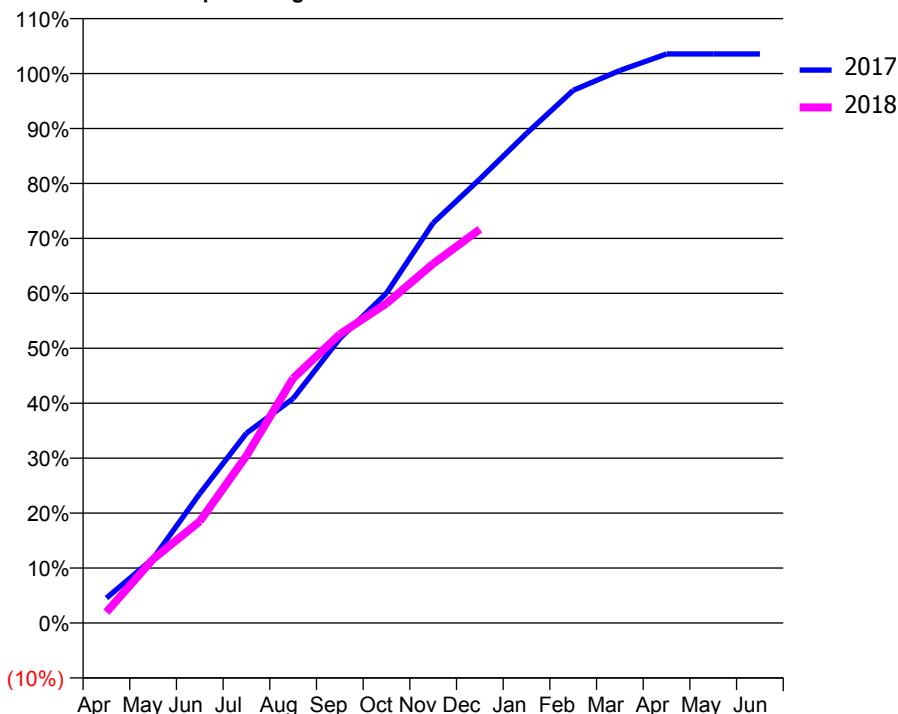
ACCESS*

Patients seen in 24 months	Total	Change since previous quarter
Quarter ending December 2016	484	
Quarter ending March 2017	465	↓
Quarter ending June 2017	464	→
Quarter ending September 2017	477	↑
Quarter ending December 2017	478	→
Variance since December 2016	(1.2%)	↓



ACTIVITY

Cumulative percentage of contracted UDA delivered 2017 & 2018



Month	Adjusted Scheduled Activity (UDA)	
	2017	2018
April	57	25
May	148	147
June	297	234
July	436	385
August	516	563
September	654	664
October	758	734
November	920	826
December	1,021	905
January	1,125	
February	1,224	
March	1,270	
April	1,308	
May	1,308	
June	1,308	

QUALITY

	Quantity	Base Number	Contract	AT	Region	England
% of FP17s for the same patient ID Re-attending within 3 months - Children	20	211	9.5%	10.0%	11.6%	12.0%
% of FP17s for the same patient ID Re-attending within 3 months - Adults	63	314	20.1%	15.6%	16.7%	15.9%
% of FP17s for the same patient ID Re-attending between 3 & 9 months - Children	115	211	54.5%	47.0%	47.3%	58.0%
% of FP17s for the same patient ID Re-attending between 3 & 9 months - Adults	125	314	39.8%	37.8%	38.3%	50.5%
% of FP17s for Band 1 Urgent Courses	39	496	7.9%	10.9%	10.5%	9.0%
% of FP17s Relating to Free Repair or Replacements	3	496	0.6%	0.6%	0.6%	0.8%
% of FP17s Relating to Continuations	11	496	2.2%	0.6%	0.8%	1.1%
% of Patients satisfied with the dentistry they have received	1	1	N/A	88.1%	89.0%	91.5%
% of Patients satisfied with the time they had to wait for an appointment	1	1	N/A	83.4%	84.2%	87.9%

* This is based on patients treated on this contract for their most recent course of treatment. Figures in italics indicate the base number of FP17s or Patient Questionnaire responses are less than 100. N/A is shown where the base number of responses is less than 10 during the period. % is calculated as Quantity/Base number*100

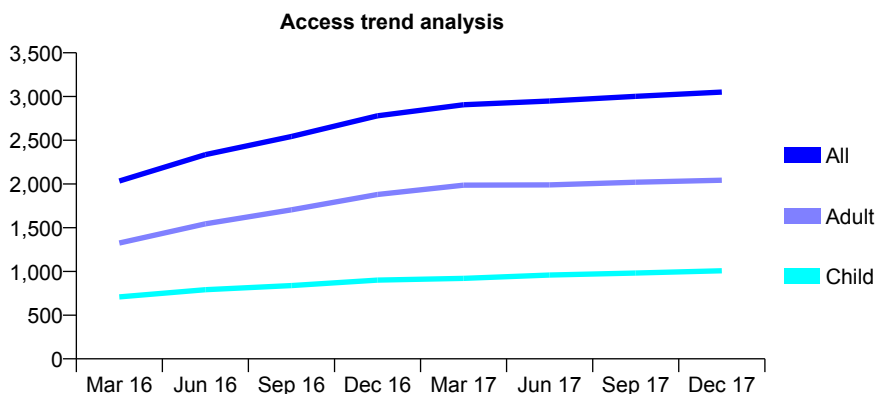
Q62 - Vital Signs At a Glance Contract Report for 679259/0001 - December 2017

Name or company name	MISS S MOVAHEDI
Contract type name	GDS Contract
Purpose of contract	General
Contract start date	01/02/2015
Contract end date	

17/18 Contracted general activity (UDA)	5,094
Carry forward general activity (UDA)	-102
17/18 Contracted orthodontic activity (UOA)	0
Carry forward orthodontic activity (UOA)	0
Baseline contract value	£173,256.46

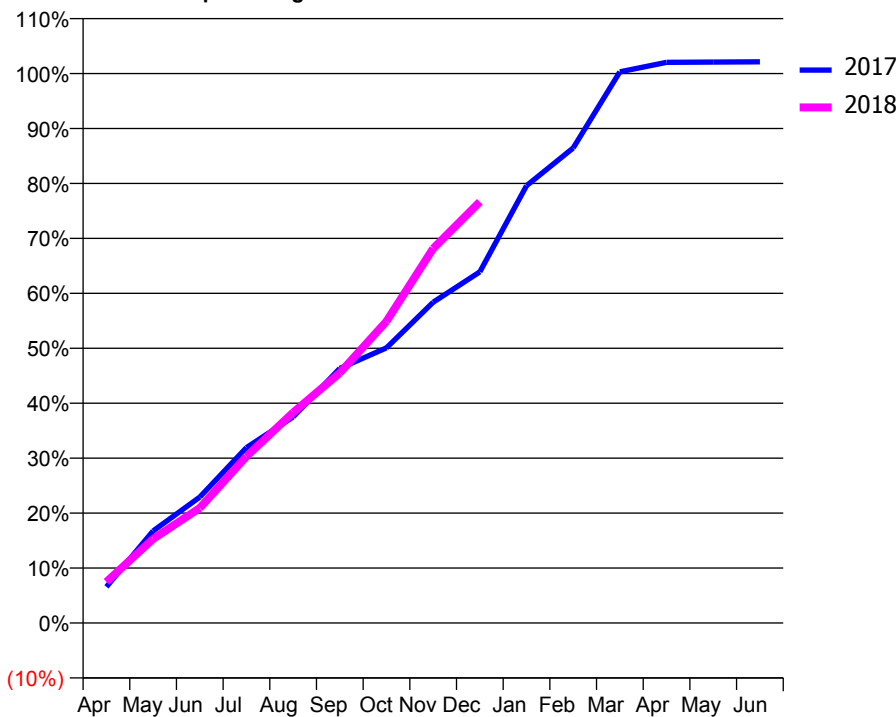
ACCESS*

Patients seen in 24 months	Total	Change since previous quarter
Quarter ending December 2016	2,780	
Quarter ending March 2017	2,906	↑
Quarter ending June 2017	2,948	→
Quarter ending September 2017	3,002	→
Quarter ending December 2017	3,051	→
Variance since December 2016	9.7%	↑



ACTIVITY

Cumulative percentage of contracted UDA delivered 2017 & 2018



Month	Adjusted Scheduled Activity (UDA)	
	2017	2018
April	336	382
May	853	779
June	1,167	1,067
July	1,626	1,544
August	1,910	1,951
September	2,360	2,319
October	2,551	2,797
November	2,974	3,471
December	3,255	3,904
January	4,054	
February	4,404	
March	5,109	
April	5,197	
May	5,200	
June	5,202	

QUALITY

	Quantity	Base Number	Contract	AT	Region	England
% of FP17s for the same patient ID Re-attending within 3 months - Children	83	951	8.7%	10.0%	11.6%	12.0%
% of FP17s for the same patient ID Re-attending within 3 months - Adults	203	1,539	13.2%	15.6%	16.7%	15.9%
% of FP17s for the same patient ID Re-attending between 3 & 9 months - Children	420	951	44.2%	47.0%	47.3%	58.0%
% of FP17s for the same patient ID Re-attending between 3 & 9 months - Adults	521	1,539	33.9%	37.8%	38.3%	50.5%
% of FP17s for Band 1 Urgent Courses	215	1,908	11.3%	10.9%	10.5%	9.0%
% of FP17s Relating to Free Repair or Replacements	3	1,908	0.2%	0.6%	0.6%	0.8%
% of FP17s Relating to Continuations	8	1,908	0.4%	0.6%	0.8%	1.1%
% of Patients satisfied with the dentistry they have received	2	2	N/A	88.1%	89.0%	91.5%
% of Patients satisfied with the time they had to wait for an appointment	2	2	N/A	83.4%	84.2%	87.9%

* This is based on patients treated on this contract for their most recent course of treatment. Figures in italics indicate the base number of FP17s or Patient Questionnaire responses are less than 100. N/A is shown where the base number of responses is less than 10 during the period. % is calculated as Quantity/Base number*100

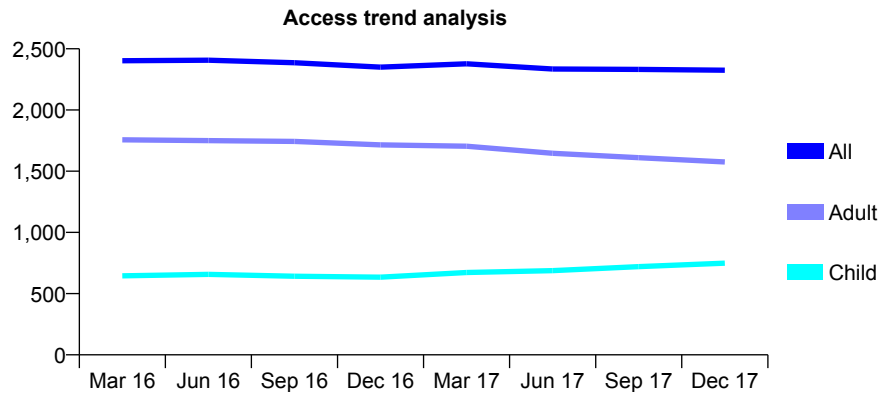
Q62 - Vital Signs At a Glance Contract Report for 679569/0001 - December 2017

Name or company name	MR A AGHABABAEI-KACHOU EI
Contract type name	GDS Contract
Purpose of contract	General
Contract start date	01/04/2006
Contract end date	

17/18 Contracted general activity (UDA)	7,475
Carry forward general activity (UDA)	0
17/18 Contracted orthodontic activity (UOA)	0
Carry forward orthodontic activity (UOA)	0
Baseline contract value	£279,022.78

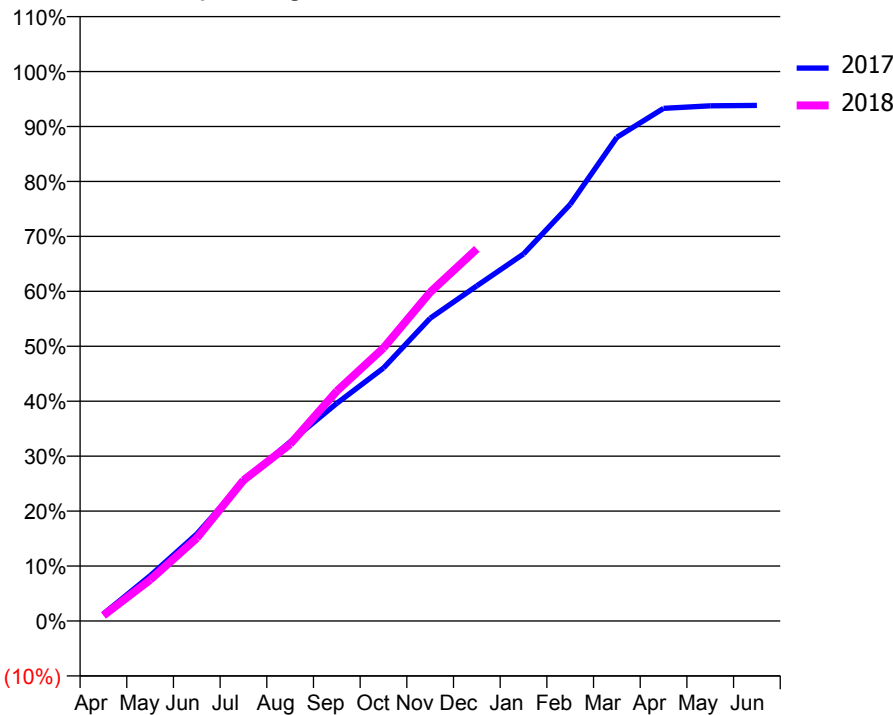
ACCESS*

Patients seen in 24 months	Total	Change since previous quarter
Quarter ending December 2016	2,350	
Quarter ending March 2017	2,377	→
Quarter ending June 2017	2,335	↓
Quarter ending September 2017	2,332	→
Quarter ending December 2017	2,325	→
Variance since December 2016	(1.1%)	↓



ACTIVITY

Cumulative percentage of contracted UDA delivered 2017 & 2018



Month	Adjusted Scheduled Activity (UDA)	
	2017	2018
April	98	75
May	615	560
June	1,184	1,128
July	1,901	1,914
August	2,437	2,406
September	2,961	3,128
October	3,442	3,714
November	4,118	4,473
December	4,560	5,061
January	4,992	
February	5,667	
March	6,580	
April	6,975	
May	7,008	
June	7,014	

QUALITY

	Quantity	Base Number	Contract	AT	Region	England
% of FP17s for the same patient ID Re-attending within 3 months - Children	52	700	7.4%	10.0%	11.6%	12.0%
% of FP17s for the same patient ID Re-attending within 3 months - Adults	79	969	8.2%	15.6%	16.7%	15.9%
% of FP17s for the same patient ID Re-attending between 3 & 9 months - Children	247	700	35.3%	47.0%	47.3%	58.0%
% of FP17s for the same patient ID Re-attending between 3 & 9 months - Adults	252	969	26.0%	37.8%	38.3%	50.5%
% of FP17s for Band 1 Urgent Courses	112	1,545	7.2%	10.9%	10.5%	9.0%
% of FP17s Relating to Free Repair or Replacements	0	1,545	0.0%	0.6%	0.6%	0.8%
% of FP17s Relating to Continuations	11	1,545	0.7%	0.6%	0.8%	1.1%
% of Patients satisfied with the dentistry they have received	0	0	N/A	88.1%	89.0%	91.5%
% of Patients satisfied with the time they had to wait for an appointment	0	0	N/A	83.4%	84.2%	87.9%

* This is based on patients treated on this contract for their most recent course of treatment. Figures in italics indicate the base number of FP17s or Patient Questionnaire responses are less than 100. N/A is shown where the base number of responses is less than 10 during the period. % is calculated as Quantity/Base number*100

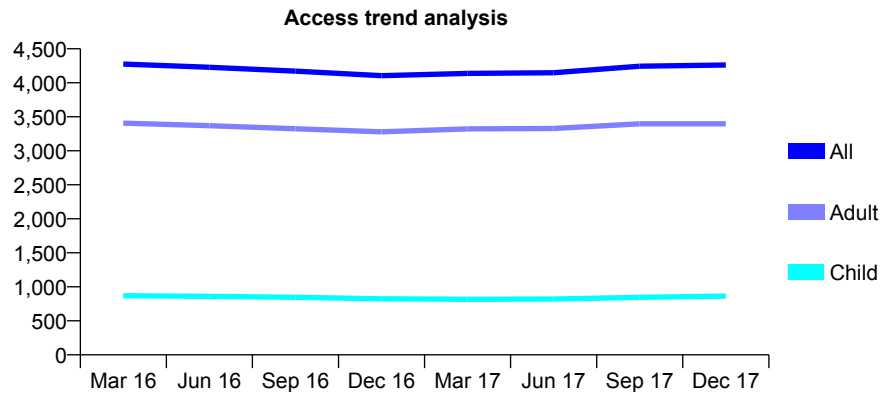
Q62 - Vital Signs At a Glance Contract Report for 686166/0001 - December 2017

Name or company name	MR R BAREZ
Contract type name	GDS Contract
Purpose of contract	General
Contract start date	01/12/2009
Contract end date	

17/18 Contracted general activity (UDA)	13,132
Carry forward general activity (UDA)	0
17/18 Contracted orthodontic activity (UOA)	0
Carry forward orthodontic activity (UOA)	0
Baseline contract value	£296,395.34

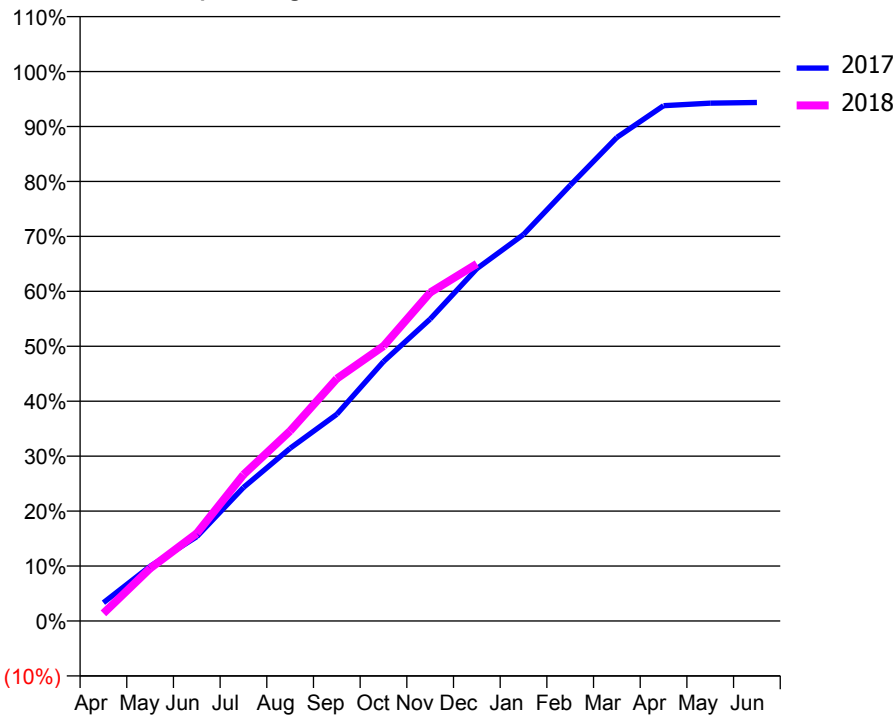
ACCESS*

Patients seen in 24 months	Total	Change since previous quarter
Quarter ending December 2016	4,104	
Quarter ending March 2017	4,138	→
Quarter ending June 2017	4,148	→
Quarter ending September 2017	4,244	↑
Quarter ending December 2017	4,261	→
Variance since December 2016	3.8%	↑



ACTIVITY

Cumulative percentage of contracted UDA delivered 2017 & 2018



Month	Adjusted Scheduled Activity (UDA)	
	2017	2018
April	438	183
May	1,307	1,257
June	2,017	2,095
July	3,192	3,496
August	4,127	4,543
September	4,942	5,793
October	6,199	6,570
November	7,215	7,851
December	8,420	8,536
January	9,237	
February	10,414	
March	11,558	
April	12,314	
May	12,377	
June	12,392	

QUALITY

	Quantity	Base Number	Contract	AT	Region	England
% of FP17s for the same patient ID Re-attending within 3 months - Children	58	947	6.1%	10.0%	11.6%	12.0%
% of FP17s for the same patient ID Re-attending within 3 months - Adults	438	3,345	13.1%	15.6%	16.7%	15.9%
% of FP17s for the same patient ID Re-attending between 3 & 9 months - Children	503	947	53.1%	47.0%	47.3%	58.0%
% of FP17s for the same patient ID Re-attending between 3 & 9 months - Adults	1,727	3,345	51.6%	37.8%	38.3%	50.5%
% of FP17s for Band 1 Urgent Courses	451	3,976	11.3%	10.9%	10.5%	9.0%
% of FP17s Relating to Free Repair or Replacements	34	3,976	0.9%	0.6%	0.6%	0.8%
% of FP17s Relating to Continuations	43	3,976	1.1%	0.6%	0.8%	1.1%
% of Patients satisfied with the dentistry they have received	7	7	N/A	88.1%	89.0%	91.5%
% of Patients satisfied with the time they had to wait for an appointment	7	7	N/A	83.4%	84.2%	87.9%

* This is based on patients treated on this contract for their most recent course of treatment. Figures in italics indicate the base number of FP17s or Patient Questionnaire responses are less than 100. N/A is shown where the base number of responses is less than 10 during the period. % is calculated as Quantity/Base number*100

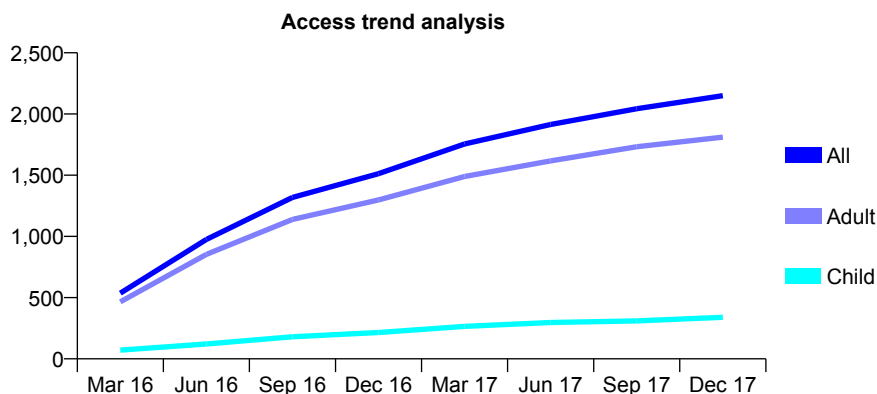
Q62 - Vital Signs At a Glance Contract Report for 686166/0002 - December 2017

Name or company name	MR R BAREZ
Contract type name	GDS Contract
Purpose of contract	General
Contract start date	01/12/2015
Contract end date	

17/18 Contracted general activity (UDA)	5,771
Carry forward general activity (UDA)	75
17/18 Contracted orthodontic activity (UOA)	0
Carry forward orthodontic activity (UOA)	0
Baseline contract value	£171,284.16

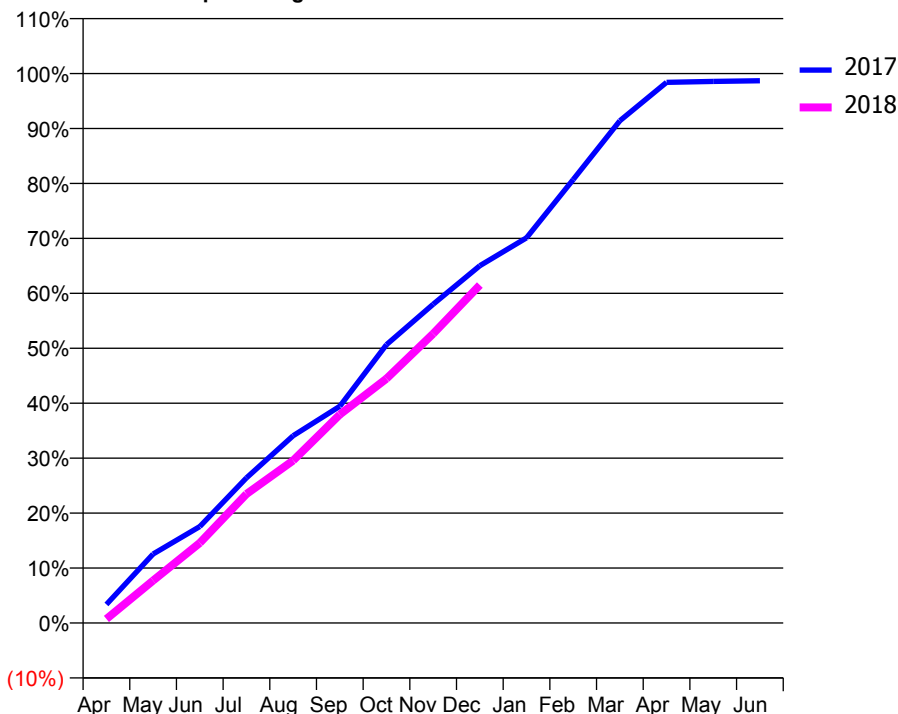
ACCESS*

Patients seen in 24 months	Total	Change since previous quarter
Quarter ending December 2016	1,513	
Quarter ending March 2017	1,755	↑
Quarter ending June 2017	1,914	↑
Quarter ending September 2017	2,043	↑
Quarter ending December 2017	2,150	↑
Variance since December 2016	42.1%	↑



ACTIVITY

Cumulative percentage of contracted UDA delivered 2017 & 2018



QUALITY

	Quantity	Base Number	Contract	AT	Region	England
% of FP17s for the same patient ID Re-attending within 3 months - Children	40	325	12.3%	10.0%	11.6%	12.0%
% of FP17s for the same patient ID Re-attending within 3 months - Adults	286	1,658	17.2%	15.6%	16.7%	15.9%
% of FP17s for the same patient ID Re-attending between 3 & 9 months - Children	129	325	39.7%	47.0%	47.3%	58.0%
% of FP17s for the same patient ID Re-attending between 3 & 9 months - Adults	647	1,658	39.0%	37.8%	38.3%	50.5%
% of FP17s for Band 1 Urgent Courses	244	1,795	13.6%	10.9%	10.5%	9.0%
% of FP17s Relating to Free Repair or Replacements	15	1,795	0.8%	0.6%	0.6%	0.8%
% of FP17s Relating to Continuations	37	1,795	2.1%	0.6%	0.8%	1.1%
% of Patients satisfied with the dentistry they have received	2	2	N/A	88.1%	89.0%	91.5%
% of Patients satisfied with the time they had to wait for an appointment	2	2	N/A	83.4%	84.2%	87.9%

* This is based on patients treated on this contract for their most recent course of treatment. Figures in italics indicate the base number of FP17s or Patient Questionnaire responses are less than 100. N/A is shown where the base number of responses is less than 10 during the period. % is calculated as Quantity/Base number*100

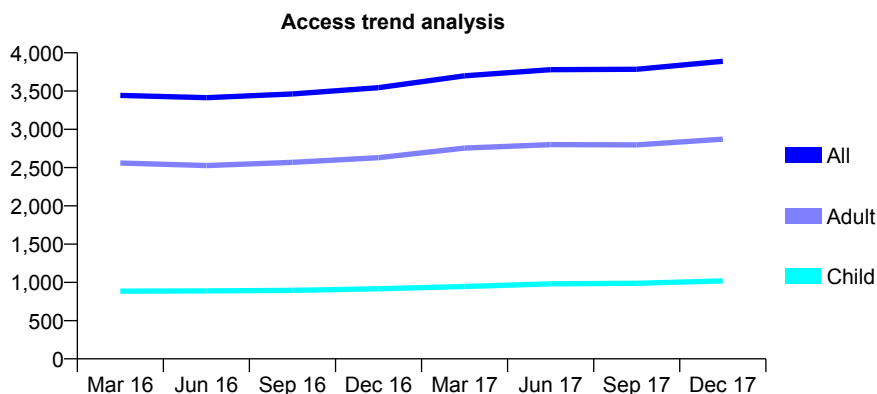
Q62 - Vital Signs At a Glance Contract Report for 691070/0001 - December 2017

Name or company name	MR H EZZATI-NIK
Contract type name	GDS Contract
Purpose of contract	General
Contract start date	31/10/2008
Contract end date	

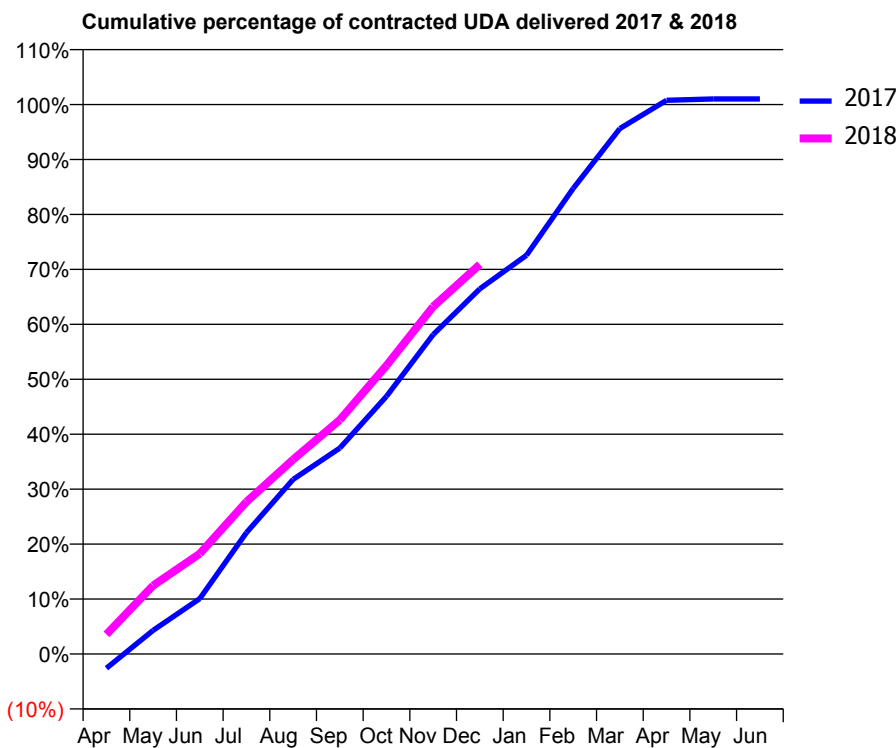
17/18 Contracted general activity (UDA)	11,718
Carry forward general activity (UDA)	-117
17/18 Contracted orthodontic activity (UOA)	0
Carry forward orthodontic activity (UOA)	0
Baseline contract value	£323,341.04

ACCESS*

Patients seen in 24 months	Total	Change since previous quarter
Quarter ending December 2016	3,545	
Quarter ending March 2017	3,700	↑
Quarter ending June 2017	3,780	↑
Quarter ending September 2017	3,784	→
Quarter ending December 2017	3,890	↑
Variance since December 2016	9.7%	↑



ACTIVITY



Month	Adjusted Scheduled Activity (UDA)	
	2017	2018
April	-306	419
May	504	1,459
June	1,182	2,140
July	2,589	3,247
August	3,723	4,149
September	4,391	4,991
October	5,495	6,153
November	6,811	7,410
December	7,787	8,308
January	8,503	
February	9,928	
March	11,204	
April	11,808	
May	11,835	
June	11,835	

QUALITY

	Quantity	Base Number	Contract	AT	Region	England
% of FP17s for the same patient ID Re-attending within 3 months - Children	30	850	3.5%	10.0%	11.6%	12.0%
% of FP17s for the same patient ID Re-attending within 3 months - Adults	180	2,091	8.6%	15.6%	16.7%	15.9%
% of FP17s for the same patient ID Re-attending between 3 & 9 months - Children	350	850	41.2%	47.0%	47.3%	58.0%
% of FP17s for the same patient ID Re-attending between 3 & 9 months - Adults	791	2,091	37.8%	37.8%	38.3%	50.5%
% of FP17s for Band 1 Urgent Courses	120	2,758	4.4%	10.9%	10.5%	9.0%
% of FP17s Relating to Free Repair or Replacements	3	2,758	0.1%	0.6%	0.6%	0.8%
% of FP17s Relating to Continuations	0	2,758	0.0%	0.6%	0.8%	1.1%
% of Patients satisfied with the dentistry they have received	1	1	N/A	88.1%	89.0%	91.5%
% of Patients satisfied with the time they had to wait for an appointment	1	1	N/A	83.4%	84.2%	87.9%

* This is based on patients treated on this contract for their most recent course of treatment. Figures in italics indicate the base number of FP17s or Patient Questionnaire responses are less than 100. N/A is shown where the base number of responses is less than 10 during the period. % is calculated as Quantity/Base number*100

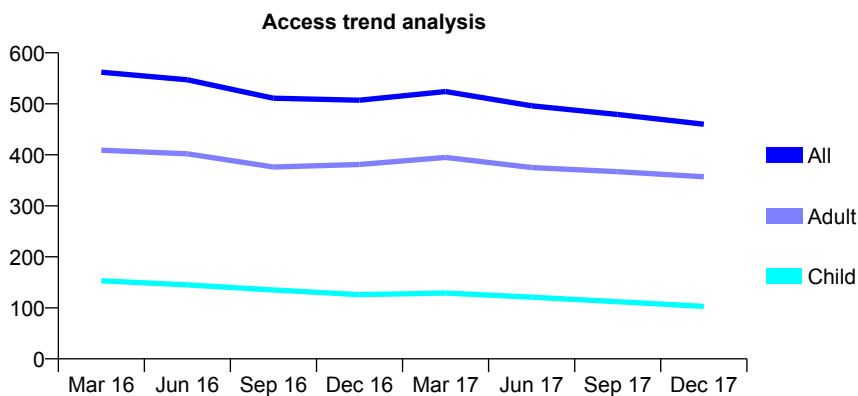
Q62 - Vital Signs At a Glance Contract Report for 692301/0001 - December 2017

Name or company name	MR A VUCETIC
Contract type name	GDS Contract
Purpose of contract	General
Contract start date	01/06/2008
Contract end date	

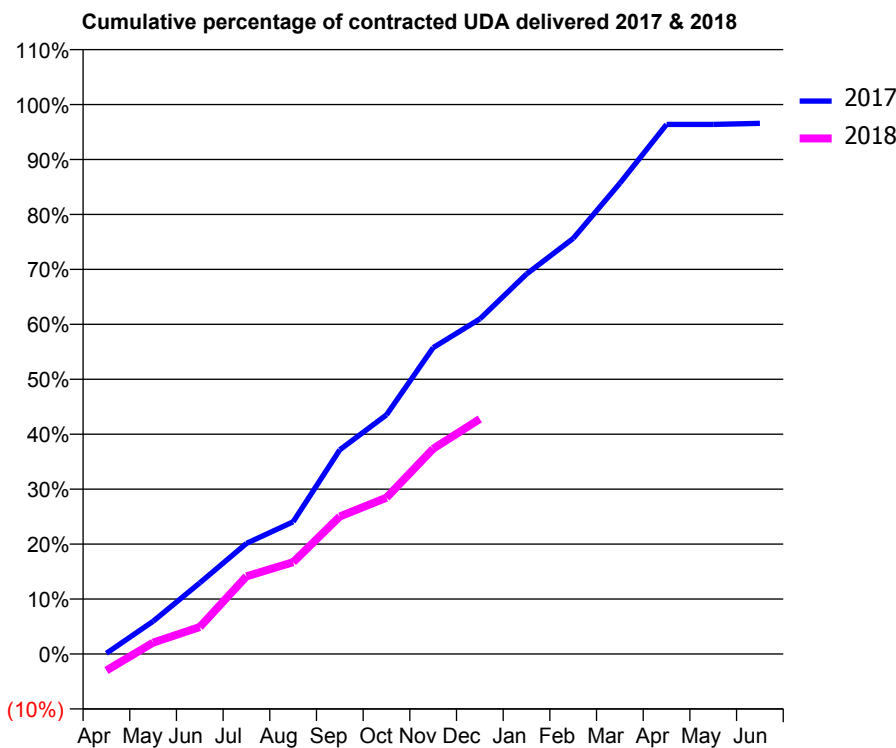
17/18 Contracted general activity (UDA)	1,525
Carry forward general activity (UDA)	52
17/18 Contracted orthodontic activity (UOA)	0
Carry forward orthodontic activity (UOA)	0
Baseline contract value	£43,248.53

ACCESS*

Patients seen in 24 months	Total	Change since previous quarter
Quarter ending December 2016	507	
Quarter ending March 2017	524	↑
Quarter ending June 2017	496	↓
Quarter ending September 2017	479	↓
Quarter ending December 2017	460	↓
Variance since December 2016	(9.3%)	↓



ACTIVITY



Month	Adjusted Scheduled Activity (UDA)	
	2017	2018
April	2	-46
May	91	32
June	198	75
July	307	216
August	367	255
September	567	382
October	664	434
November	850	570
December	930	652
January	1,055	
February	1,153	
March	1,307	
April	1,470	
May	1,470	
June	1,473	

QUALITY

	Quantity	Base Number	Contract	AT	Region	England
% of FP17s for the same patient ID Re-attending within 3 months - Children	12	75	16.0%	10.0%	11.6%	12.0%
% of FP17s for the same patient ID Re-attending within 3 months - Adults	34	229	14.8%	15.6%	16.7%	15.9%
% of FP17s for the same patient ID Re-attending between 3 & 9 months - Children	12	75	16.0%	47.0%	47.3%	58.0%
% of FP17s for the same patient ID Re-attending between 3 & 9 months - Adults	76	229	33.2%	37.8%	38.3%	50.5%
% of FP17s for Band 1 Urgent Courses	21	261	8.0%	10.9%	10.5%	9.0%
% of FP17s Relating to Free Repair or Replacements	5	261	1.9%	0.6%	0.6%	0.8%
% of FP17s Relating to Continuations	2	261	0.8%	0.6%	0.8%	1.1%
% of Patients satisfied with the dentistry they have received	0	0	N/A	88.1%	89.0%	91.5%
% of Patients satisfied with the time they had to wait for an appointment	0	0	N/A	83.4%	84.2%	87.9%

* This is based on patients treated on this contract for their most recent course of treatment. Figures in italics indicate the base number of FP17s or Patient Questionnaire responses are less than 100. N/A is shown where the base number of responses is less than 10 during the period. % is calculated as Quantity/Base number*100

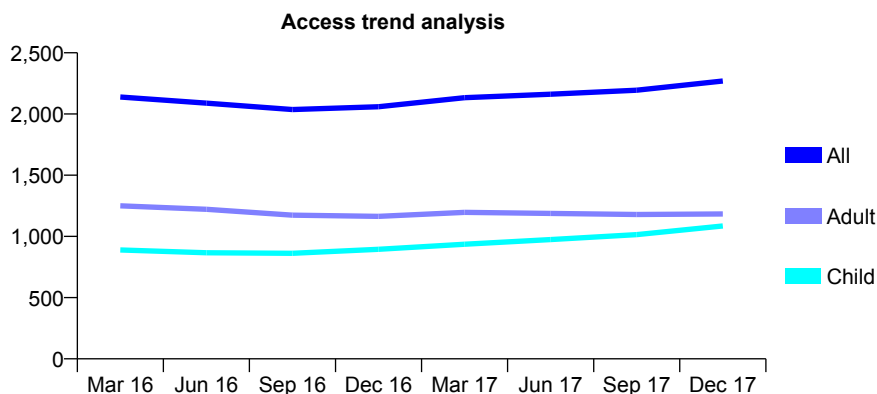
Q62 - Vital Signs At a Glance Contract Report for 695491/0001 - December 2017

Name or company name	MR S KALIRAI
Contract type name	GDS Contract
Purpose of contract	General
Contract start date	21/05/2009
Contract end date	

17/18 Contracted general activity (UDA)	7,599
Carry forward general activity (UDA)	341
17/18 Contracted orthodontic activity (UOA)	0
Carry forward orthodontic activity (UOA)	0
Baseline contract value	£218,170.83

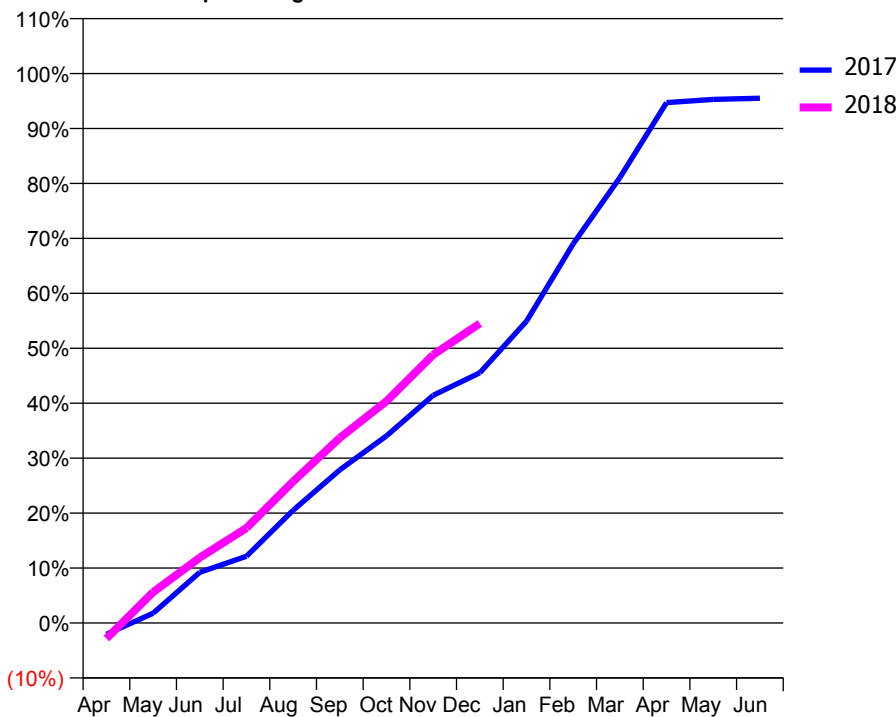
ACCESS*

Patients seen in 24 months	Total	Change since previous quarter
Quarter ending December 2016	2,059	
Quarter ending March 2017	2,133	↑
Quarter ending June 2017	2,162	→
Quarter ending September 2017	2,194	→
Quarter ending December 2017	2,270	↑
Variance since December 2016	10.2%	↑



ACTIVITY

Cumulative percentage of contracted UDA delivered 2017 & 2018



Month	Adjusted Scheduled Activity (UDA)	
	2017	2018
April	-158	-216
May	136	426
June	702	904
July	923	1,314
August	1,559	1,958
September	2,118	2,560
October	2,587	3,068
November	3,148	3,710
December	3,459	4,142
January	4,174	
February	5,243	
March	6,160	
April	7,196	
May	7,240	
June	7,257	

QUALITY

	Quantity	Base Number	Contract	AT	Region	England
% of FP17s for the same patient ID Re-attending within 3 months - Children	146	1,427	10.2%	10.0%	11.6%	12.0%
% of FP17s for the same patient ID Re-attending within 3 months - Adults	227	1,216	18.7%	15.6%	16.7%	15.9%
% of FP17s for the same patient ID Re-attending between 3 & 9 months - Children	839	1,427	58.8%	47.0%	47.3%	58.0%
% of FP17s for the same patient ID Re-attending between 3 & 9 months - Adults	591	1,216	48.6%	37.8%	38.3%	50.5%
% of FP17s for Band 1 Urgent Courses	194	2,019	9.6%	10.9%	10.5%	9.0%
% of FP17s Relating to Free Repair or Replacements	18	2,019	0.9%	0.6%	0.6%	0.8%
% of FP17s Relating to Continuations	17	2,019	0.8%	0.6%	0.8%	1.1%
% of Patients satisfied with the dentistry they have received	7	8	N/A	88.1%	89.0%	91.5%
% of Patients satisfied with the time they had to wait for an appointment	7	8	N/A	83.4%	84.2%	87.9%

* This is based on patients treated on this contract for their most recent course of treatment. Figures in italics indicate the base number of FP17s or Patient Questionnaire responses are less than 100. N/A is shown where the base number of responses is less than 10 during the period. % is calculated as Quantity/Base number*100

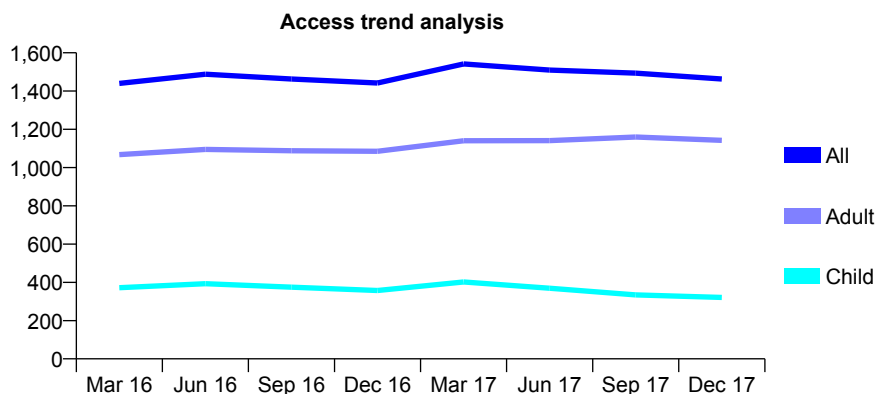
Q62 - Vital Signs At a Glance Contract Report for 725897/0001 - December 2017

Name or company name	MR PU SHAH
Contract type name	GDS Contract
Purpose of contract	General
Contract start date	01/04/2006
Contract end date	

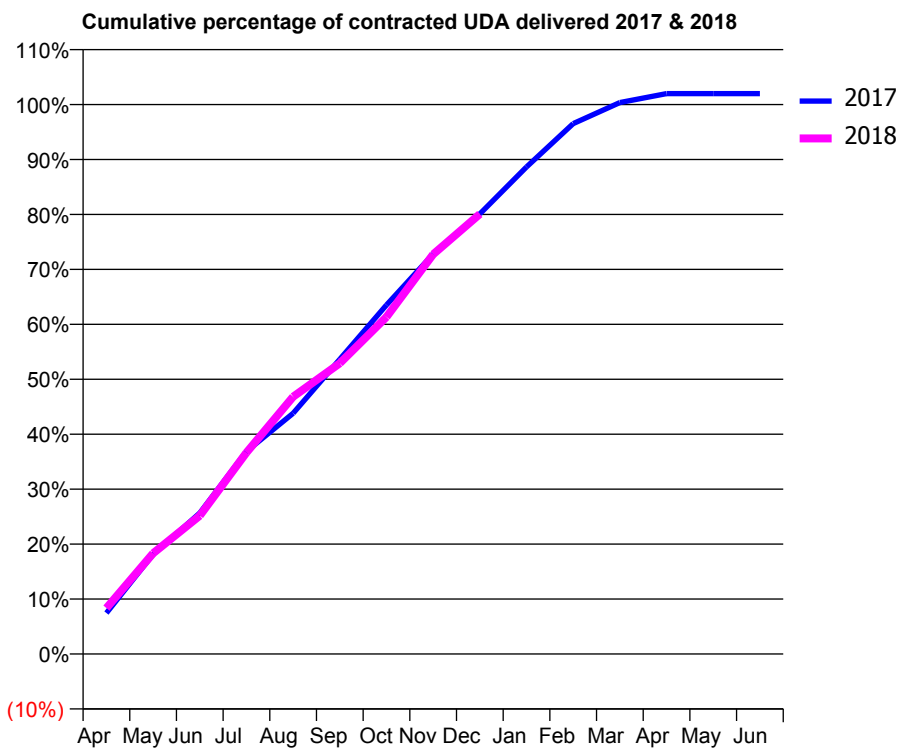
17/18 Contracted general activity (UDA)	6,244
Carry forward general activity (UDA)	-123
17/18 Contracted orthodontic activity (UOA)	0
Carry forward orthodontic activity (UOA)	0
Baseline contract value	£177,835.21

ACCESS*

Patients seen in 24 months	Total	Change since previous quarter
Quarter ending December 2016	1,442	
Quarter ending March 2017	1,542	↑
Quarter ending June 2017	1,510	↓
Quarter ending September 2017	1,494	↓
Quarter ending December 2017	1,463	↓
Variance since December 2016	1.5%	→



ACTIVITY



Month	Adjusted Scheduled Activity (UDA)	
	2017	2018
April	466	522
May	1,132	1,145
June	1,603	1,572
July	2,302	2,288
August	2,736	2,924
September	3,349	3,304
October	3,967	3,830
November	4,544	4,542
December	5,001	5,000
January	5,534	
February	6,026	
March	6,267	
April	6,367	
May	6,367	
June	6,367	

QUALITY

	Quantity	Base Number	Contract	AT	Region	England
% of FP17s for the same patient ID Re-attending within 3 months - Children	1	261	0.4%	10.0%	11.6%	12.0%
% of FP17s for the same patient ID Re-attending within 3 months - Adults	43	870	4.9%	15.6%	16.7%	15.9%
% of FP17s for the same patient ID Re-attending between 3 & 9 months - Children	14	261	5.4%	47.0%	47.3%	58.0%
% of FP17s for the same patient ID Re-attending between 3 & 9 months - Adults	118	870	13.6%	37.8%	38.3%	50.5%
% of FP17s for Band 1 Urgent Courses	98	1,086	9.0%	10.9%	10.5%	9.0%
% of FP17s Relating to Free Repair or Replacements	0	1,086	0.0%	0.6%	0.6%	0.8%
% of FP17s Relating to Continuations	8	1,086	0.7%	0.6%	0.8%	1.1%
% of Patients satisfied with the dentistry they have received	0	1	N/A	88.1%	89.0%	91.5%
% of Patients satisfied with the time they had to wait for an appointment	0	1	N/A	83.4%	84.2%	87.9%

* This is based on patients treated on this contract for their most recent course of treatment. Figures in italics indicate the base number of FP17s or Patient Questionnaire responses are less than 100. N/A is shown where the base number of responses is less than 10 during the period. % is calculated as Quantity/Base number*100

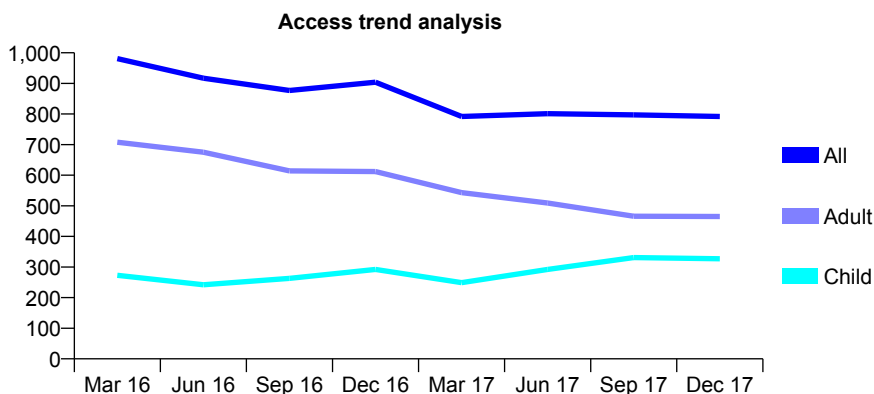
Q62 - Vital Signs At a Glance Contract Report for 725897/0003 - December 2017

Name or company name	MR PU SHAH
Contract type name	PDS Plus Contract
Purpose of contract	General
Contract start date	01/05/2013
Contract end date	31/03/2018

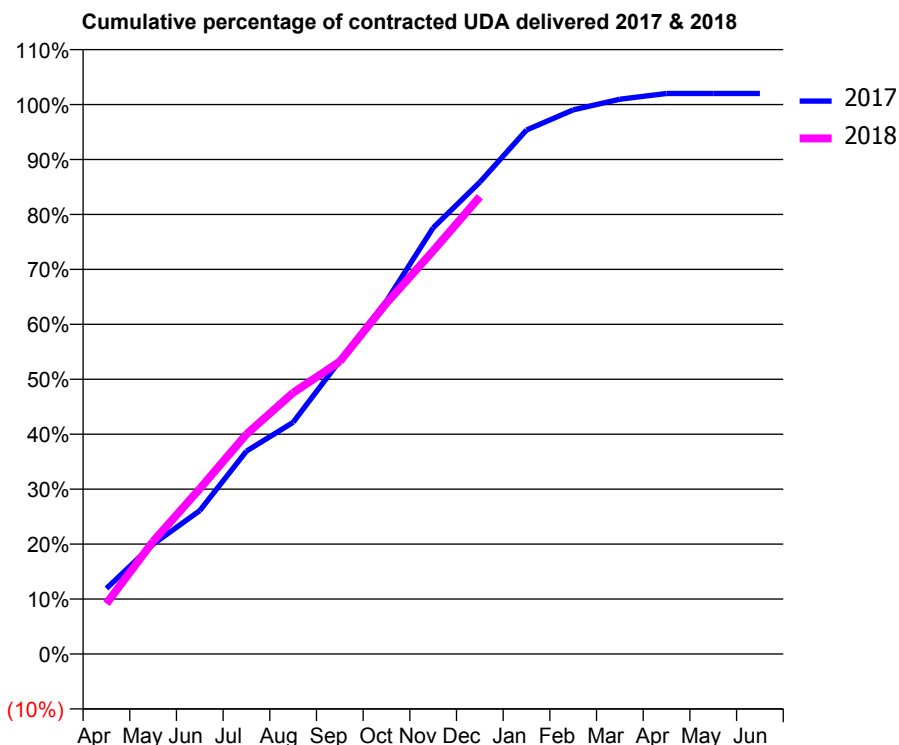
17/18 Contracted general activity (UDA)	3,000
Carry forward general activity (UDA)	-60
17/18 Contracted orthodontic activity (UOA)	0
Carry forward orthodontic activity (UOA)	0
Baseline contract value	£73,560.26

ACCESS*

Patients seen in 24 months	Total	Change since previous quarter
Quarter ending December 2016	904	
Quarter ending March 2017	792	↓
Quarter ending June 2017	801	→
Quarter ending September 2017	797	→
Quarter ending December 2017	792	→
Variance since December 2016	(12.4%)	↓



ACTIVITY



Month	Adjusted Scheduled Activity (UDA)	
	2017	2018
April	358	276
May	600	615
June	783	903
July	1,108	1,200
August	1,265	1,427
September	1,601	1,597
October	1,927	1,916
November	2,327	2,201
December	2,576	2,497
January	2,861	
February	2,971	
March	3,029	
April	3,060	
May	3,060	
June	3,060	

QUALITY

	Quantity	Base Number	Contract	AT	Region	England
% of FP17s for the same patient ID Re-attending within 3 months - Children	2	357	0.6%	10.0%	11.6%	12.0%
% of FP17s for the same patient ID Re-attending within 3 months - Adults	6	458	1.3%	15.6%	16.7%	15.9%
% of FP17s for the same patient ID Re-attending between 3 & 9 months - Children	14	357	3.9%	47.0%	47.3%	58.0%
% of FP17s for the same patient ID Re-attending between 3 & 9 months - Adults	10	458	2.2%	37.8%	38.3%	50.5%
% of FP17s for Band 1 Urgent Courses	163	802	20.3%	10.9%	10.5%	9.0%
% of FP17s Relating to Free Repair or Replacements	0	802	0.0%	0.6%	0.6%	0.8%
% of FP17s Relating to Continuations	1	802	0.1%	0.6%	0.8%	1.1%
% of Patients satisfied with the dentistry they have received	0	0	N/A	88.1%	89.0%	91.5%
% of Patients satisfied with the time they had to wait for an appointment	0	0	N/A	83.4%	84.2%	87.9%

* This is based on patients treated on this contract for their most recent course of treatment. Figures in italics indicate the base number of FP17s or Patient Questionnaire responses are less than 100. N/A is shown where the base number of responses is less than 10 during the period. % is calculated as Quantity/Base number*100

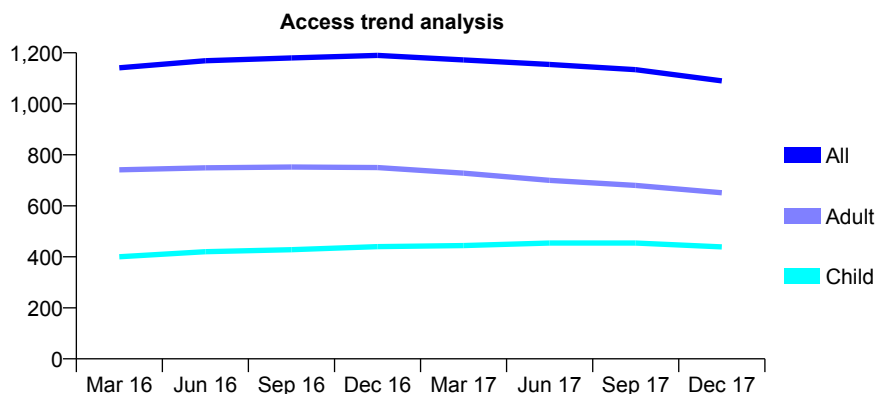
Q62 - Vital Signs At a Glance Contract Report for 725951/0001 - December 2017

Name or company name	MR AK JAIN
Contract type name	GDS Contract
Purpose of contract	General
Contract start date	01/04/2006
Contract end date	

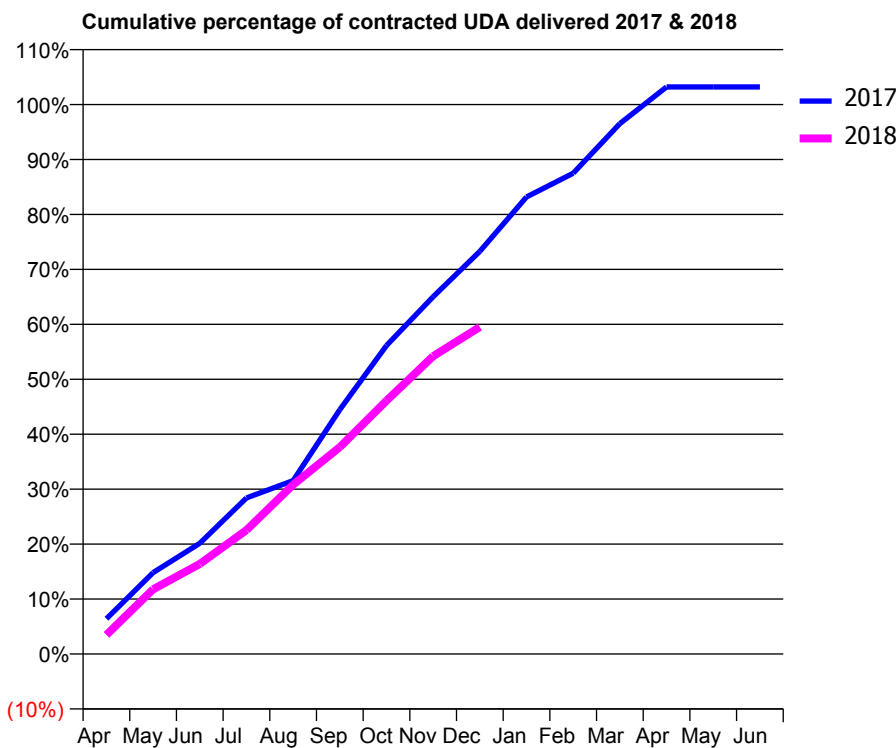
17/18 Contracted general activity (UDA)	2,535
Carry forward general activity (UDA)	-51
17/18 Contracted orthodontic activity (UOA)	0
Carry forward orthodontic activity (UOA)	0
Baseline contract value	£63,111.61

ACCESS*

Patients seen in 24 months	Total	Change since previous quarter
Quarter ending December 2016	1,190	
Quarter ending March 2017	1,172	↓
Quarter ending June 2017	1,154	↓
Quarter ending September 2017	1,134	↓
Quarter ending December 2017	1,090	↓
Variance since December 2016	(8.4%)	↓



ACTIVITY



Month	Adjusted Scheduled Activity (UDA)	
	2017	2018
April	163	88
May	375	298
June	511	415
July	720	572
August	800	781
September	1,127	954
October	1,423	1,169
November	1,648	1,374
December	1,857	1,508
January	2,108	
February	2,218	
March	2,447	
April	2,616	
May	2,616	
June	2,616	

QUALITY

	Quantity	Base Number	Contract	AT	Region	England
% of FP17s for the same patient ID Re-attending within 3 months - Children	34	452	7.5%	10.0%	11.6%	12.0%
% of FP17s for the same patient ID Re-attending within 3 months - Adults	75	547	13.7%	15.6%	16.7%	15.9%
% of FP17s for the same patient ID Re-attending between 3 & 9 months - Children	266	452	58.8%	47.0%	47.3%	58.0%
% of FP17s for the same patient ID Re-attending between 3 & 9 months - Adults	307	547	56.1%	37.8%	38.3%	50.5%
% of FP17s for Band 1 Urgent Courses	72	911	7.9%	10.9%	10.5%	9.0%
% of FP17s Relating to Free Repair or Replacements	2	911	0.2%	0.6%	0.6%	0.8%
% of FP17s Relating to Continuations	0	911	0.0%	0.6%	0.8%	1.1%
% of Patients satisfied with the dentistry they have received	0	0	N/A	88.1%	89.0%	91.5%
% of Patients satisfied with the time they had to wait for an appointment	0	0	N/A	83.4%	84.2%	87.9%

* This is based on patients treated on this contract for their most recent course of treatment. Figures in italics indicate the base number of FP17s or Patient Questionnaire responses are less than 100. N/A is shown where the base number of responses is less than 10 during the period. % is calculated as Quantity/Base number*100

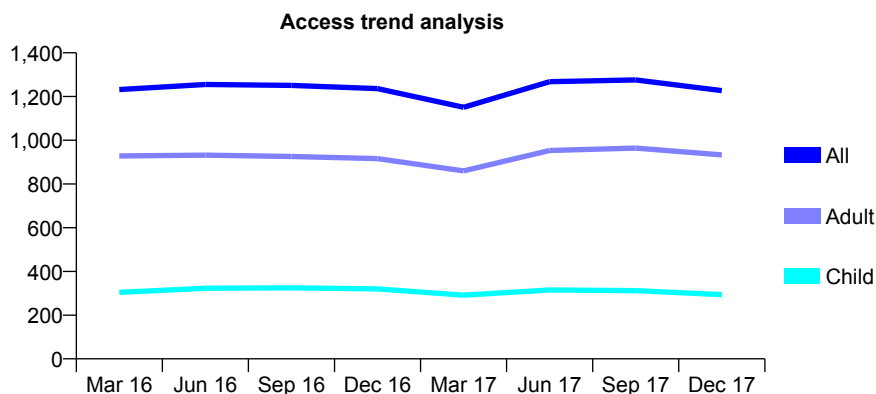
Q62 - Vital Signs At a Glance Contract Report for 730572/0001 - December 2017

Name or company name	MR DL MODHA
Contract type name	GDS Contract
Purpose of contract	General
Contract start date	01/04/2006
Contract end date	

17/18 Contracted general activity (UDA)	4,022
Carry forward general activity (UDA)	-70
17/18 Contracted orthodontic activity (UOA)	0
Carry forward orthodontic activity (UOA)	0
Baseline contract value	£102,387.04

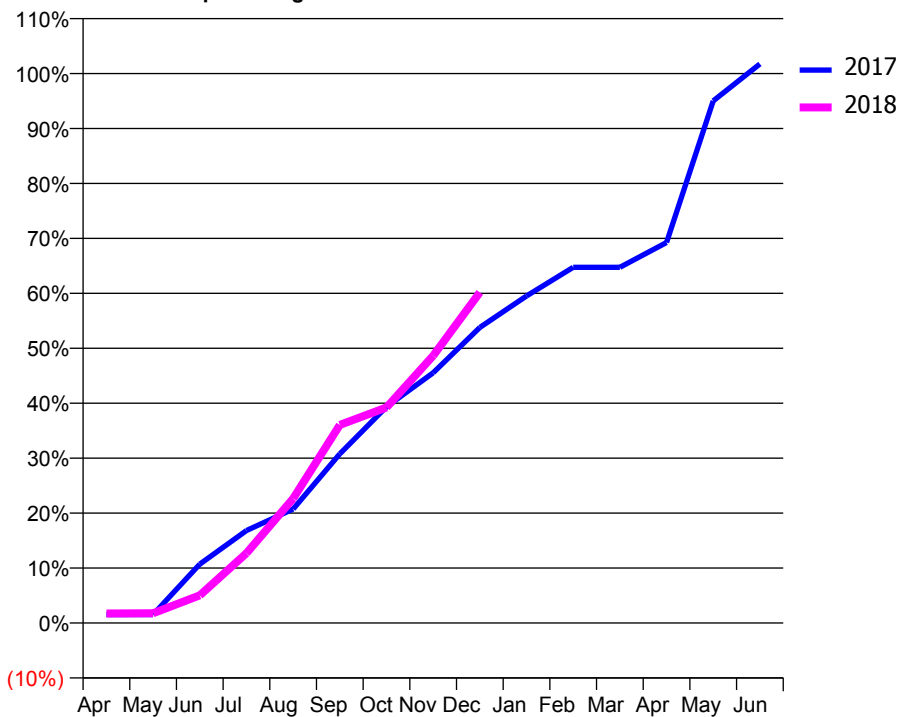
ACCESS*

Patients seen in 24 months	Total	Change since previous quarter
Quarter ending December 2016	1,236	
Quarter ending March 2017	1,151	↓
Quarter ending June 2017	1,268	↑
Quarter ending September 2017	1,276	→
Quarter ending December 2017	1,227	↓
Variance since December 2016	(0.7%)	→



ACTIVITY

Cumulative percentage of contracted UDA delivered 2017 & 2018



Month	Adjusted Scheduled Activity (UDA)	
	2017	2018
April	62	70
May	62	72
June	431	202
July	677	511
August	834	911
September	1,238	1,450
October	1,583	1,578
November	1,832	1,956
December	2,163	2,420
January	2,394	
February	2,603	
March	2,603	
April	2,785	
May	3,822	
June	4,092	

QUALITY

	Quantity	Base Number	Contract	AT	Region	England
% of FP17s for the same patient ID Re-attending within 3 months - Children	10	288	3.5%	10.0%	11.6%	12.0%
% of FP17s for the same patient ID Re-attending within 3 months - Adults	135	955	14.1%	15.6%	16.7%	15.9%
% of FP17s for the same patient ID Re-attending between 3 & 9 months - Children	72	288	25.0%	47.0%	47.3%	58.0%
% of FP17s for the same patient ID Re-attending between 3 & 9 months - Adults	253	955	26.5%	37.8%	38.3%	50.5%
% of FP17s for Band 1 Urgent Courses	108	812	13.3%	10.9%	10.5%	9.0%
% of FP17s Relating to Free Repair or Replacements	10	812	1.2%	0.6%	0.6%	0.8%
% of FP17s Relating to Continuations	3	812	0.4%	0.6%	0.8%	1.1%
% of Patients satisfied with the dentistry they have received	1	2	N/A	88.1%	89.0%	91.5%
% of Patients satisfied with the time they had to wait for an appointment	1	2	N/A	83.4%	84.2%	87.9%

* This is based on patients treated on this contract for their most recent course of treatment. Figures in italics indicate the base number of FP17s or Patient Questionnaire responses are less than 100. N/A is shown where the base number of responses is less than 10 during the period. % is calculated as Quantity/Base number*100

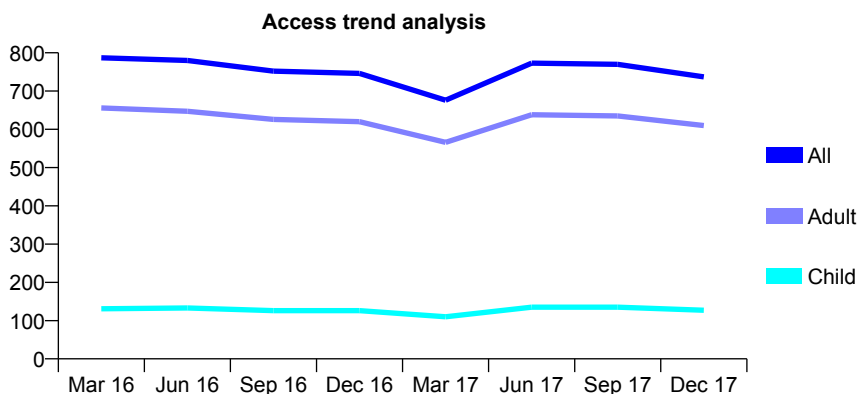
Q62 - Vital Signs At a Glance Contract Report for 736090/0001 - December 2017

Name or company name	MR AW KACZMARSKI
Contract type name	GDS Contract
Purpose of contract	General
Contract start date	01/04/2006
Contract end date	

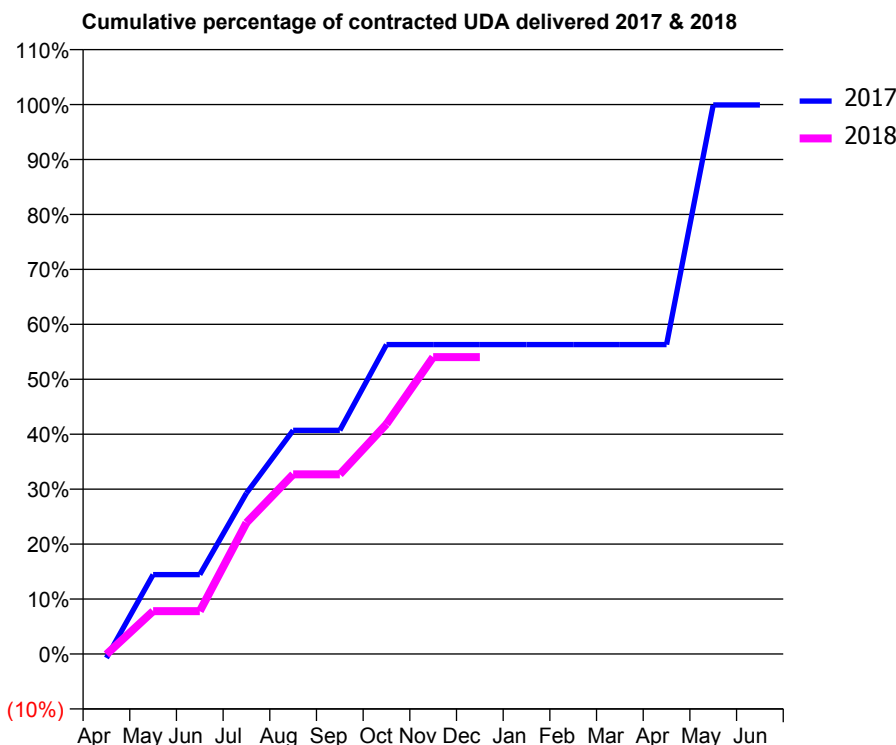
17/18 Contracted general activity (UDA)	2,282
Carry forward general activity (UDA)	2
17/18 Contracted orthodontic activity (UOA)	0
Carry forward orthodontic activity (UOA)	0
Baseline contract value	£57,389.27

ACCESS*

Patients seen in 24 months	Total	Change since previous quarter
Quarter ending December 2016	746	
Quarter ending March 2017	676	↓
Quarter ending June 2017	773	↑
Quarter ending September 2017	770	→
Quarter ending December 2017	737	↓
Variance since December 2016	(1.2%)	↓



ACTIVITY



Month	Adjusted Scheduled Activity (UDA)	
	2017	2018
April	-17	-2
May	330	178
June	330	178
July	668	545
August	929	746
September	929	746
October	1,285	955
November	1,285	1,233
December	1,285	1,233
January	1,285	
February	1,285	
March	1,285	
April	1,285	
May	2,280	
June	2,280	

QUALITY

	Quantity	Base Number	Contract	AT	Region	England
% of FP17s for the same patient ID Re-attending within 3 months - Children	8	155	5.2%	10.0%	11.6%	12.0%
% of FP17s for the same patient ID Re-attending within 3 months - Adults	76	714	10.6%	15.6%	16.7%	15.9%
% of FP17s for the same patient ID Re-attending between 3 & 9 months - Children	57	155	36.8%	47.0%	47.3%	58.0%
% of FP17s for the same patient ID Re-attending between 3 & 9 months - Adults	256	714	35.9%	37.8%	38.3%	50.5%
% of FP17s for Band 1 Urgent Courses	0	482	0.0%	10.9%	10.5%	9.0%
% of FP17s Relating to Free Repair or Replacements	0	482	0.0%	0.6%	0.6%	0.8%
% of FP17s Relating to Continuations	10	482	2.1%	0.6%	0.8%	1.1%
% of Patients satisfied with the dentistry they have received	2	2	N/A	88.1%	89.0%	91.5%
% of Patients satisfied with the time they had to wait for an appointment	2	2	N/A	83.4%	84.2%	87.9%

* This is based on patients treated on this contract for their most recent course of treatment. Figures in italics indicate the base number of FP17s or Patient Questionnaire responses are less than 100. N/A is shown where the base number of responses is less than 10 during the period. % is calculated as Quantity/Base number*100

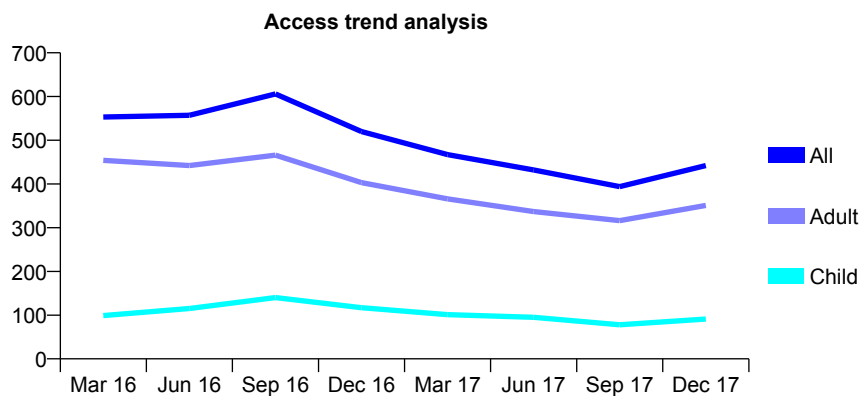
Q62 - Vital Signs At a Glance Contract Report for 739383/0001 - December 2017

Name or company name	MISS S NAGHIBI
Contract type name	GDS Contract
Purpose of contract	General
Contract start date	01/04/2011
Contract end date	

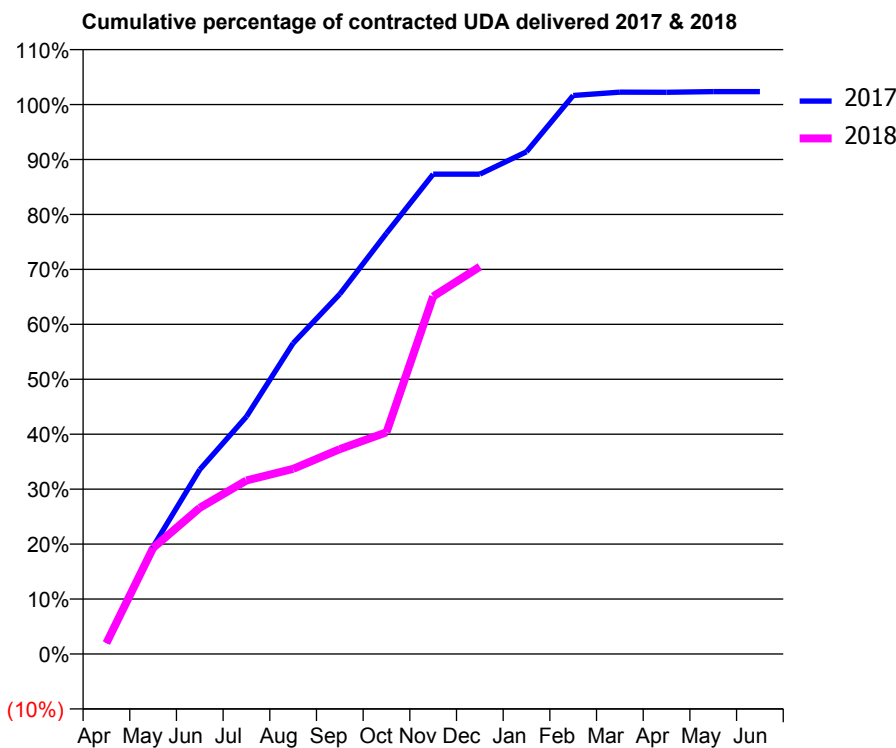
17/18 Contracted general activity (UDA)	2,399
Carry forward general activity (UDA)	-48
17/18 Contracted orthodontic activity (UOA)	0
Carry forward orthodontic activity (UOA)	0
Baseline contract value	£89,024.18

ACCESS*

Patients seen in 24 months	Total	Change since previous quarter
Quarter ending December 2016	520	
Quarter ending March 2017	467	↓
Quarter ending June 2017	432	↓
Quarter ending September 2017	394	↓
Quarter ending December 2017	442	↑
Variance since December 2016	(15.0%)	↓



ACTIVITY



Month	Adjusted Scheduled Activity (UDA)	
	2017	2018
April	48	48
May	469	463
June	805	638
July	1,036	758
August	1,357	809
September	1,572	895
October	1,837	968
November	2,095	1,561
December	2,095	1,691
January	2,193	
February	2,438	
March	2,453	
April	2,452	
May	2,455	
June	2,455	

QUALITY

	Quantity	Base Number	Contract	AT	Region	England
% of FP17s for the same patient ID Re-attending within 3 months - Children	1	61	1.6%	10.0%	11.6%	12.0%
% of FP17s for the same patient ID Re-attending within 3 months - Adults	12	223	5.4%	15.6%	16.7%	15.9%
% of FP17s for the same patient ID Re-attending between 3 & 9 months - Children	5	61	8.2%	47.0%	47.3%	58.0%
% of FP17s for the same patient ID Re-attending between 3 & 9 months - Adults	30	223	13.5%	37.8%	38.3%	50.5%
% of FP17s for Band 1 Urgent Courses	4	285	1.4%	10.9%	10.5%	9.0%
% of FP17s Relating to Free Repair or Replacements	2	285	0.7%	0.6%	0.6%	0.8%
% of FP17s Relating to Continuations	0	285	0.0%	0.6%	0.8%	1.1%
% of Patients satisfied with the dentistry they have received	0	0	N/A	88.1%	89.0%	91.5%
% of Patients satisfied with the time they had to wait for an appointment	0	0	N/A	83.4%	84.2%	87.9%

* This is based on patients treated on this contract for their most recent course of treatment. Figures in italics indicate the base number of FP17s or Patient Questionnaire responses are less than 100. N/A is shown where the base number of responses is less than 10 during the period. % is calculated as Quantity/Base number*100

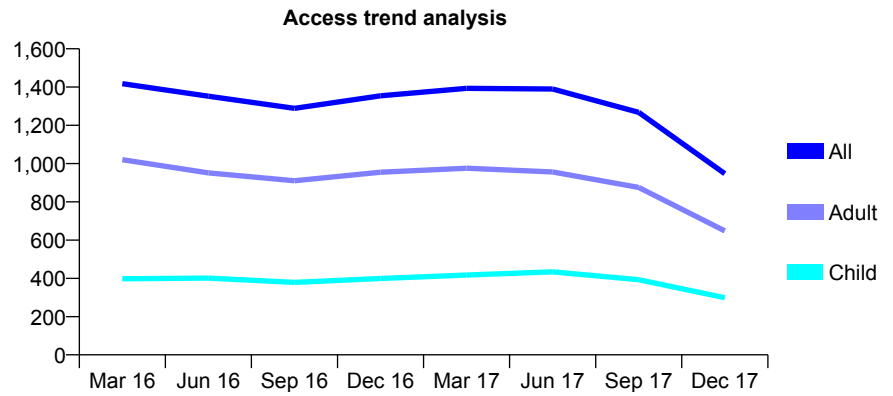
Q62 - Vital Signs At a Glance Contract Report for 739383/0003 - December 2017

Name or company name	MISS S NAGHIBI
Contract type name	PDS Plus Contract
Purpose of contract	General
Contract start date	01/05/2013
Contract end date	01/08/2017

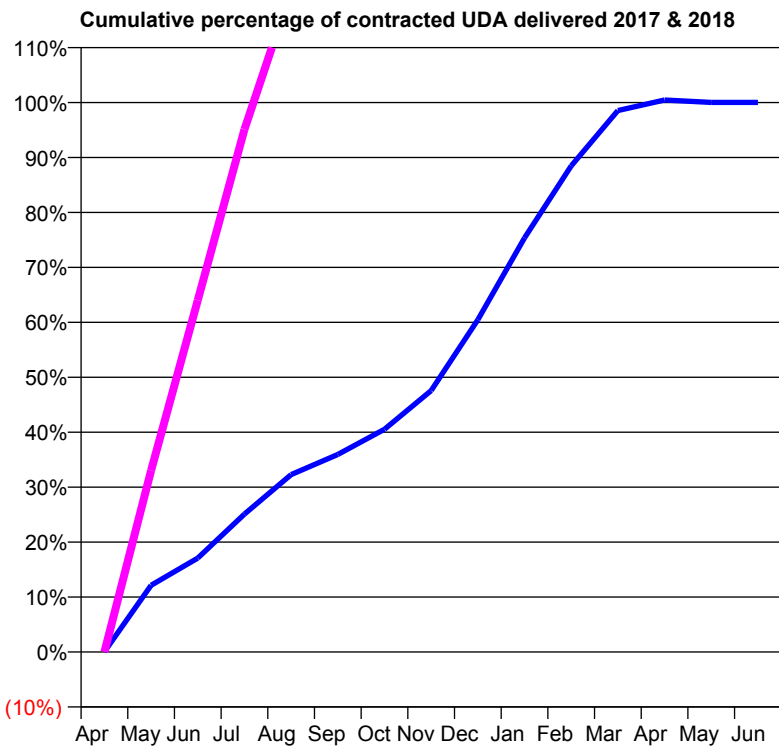
17/18 Contracted general activity (UDA)	2,016
Carry forward general activity (UDA)	0
17/18 Contracted orthodontic activity (UOA)	0
Carry forward orthodontic activity (UOA)	0
Baseline contract value	£51,585.57

ACCESS*

Patients seen in 24 months	Total	Change since previous quarter
Quarter ending December 2016	1,354	
Quarter ending March 2017	1,393	↑
Quarter ending June 2017	1,390	→
Quarter ending September 2017	1,268	↓
Quarter ending December 2017	947	↓
Variance since December 2016	(30.1%)	↓



ACTIVITY



Month	Adjusted Scheduled Activity (UDA)	
	2017	2018
April	4	0
May	729	666
June	1,025	1,291
July	1,506	1,917
August	1,938	2,427
September	2,158	2,427
October	2,433	2,427
November	2,854	2,415
December	3,628	2,415
January	4,521	
February	5,308	
March	5,913	
April	6,027	
May	6,000	
June	6,000	

QUALITY

	Quantity	Base Number	Contract	AT	Region	England
% of FP17s for the same patient ID Re-attending within 3 months - Children	15	188	8.0%	10.0%	11.6%	12.0%
% of FP17s for the same patient ID Re-attending within 3 months - Adults	18	320	5.6%	15.6%	16.7%	15.9%
% of FP17s for the same patient ID Re-attending between 3 & 9 months - Children	56	188	29.8%	47.0%	47.3%	58.0%
% of FP17s for the same patient ID Re-attending between 3 & 9 months - Adults	77	320	24.1%	37.8%	38.3%	50.5%
% of FP17s for Band 1 Urgent Courses	3	465	0.6%	10.9%	10.5%	9.0%
% of FP17s Relating to Free Repair or Replacements	1	465	0.2%	0.6%	0.6%	0.8%
% of FP17s Relating to Continuations	0	465	0.0%	0.6%	0.8%	1.1%
% of Patients satisfied with the dentistry they have received	1	1	N/A	88.1%	89.0%	91.5%
% of Patients satisfied with the time they had to wait for an appointment	1	1	N/A	83.4%	84.2%	87.9%

* This is based on patients treated on this contract for their most recent course of treatment. Figures in italics indicate the base number of FP17s or Patient Questionnaire responses are less than 100. N/A is shown where the base number of responses is less than 10 during the period. % is calculated as Quantity/Base number*100

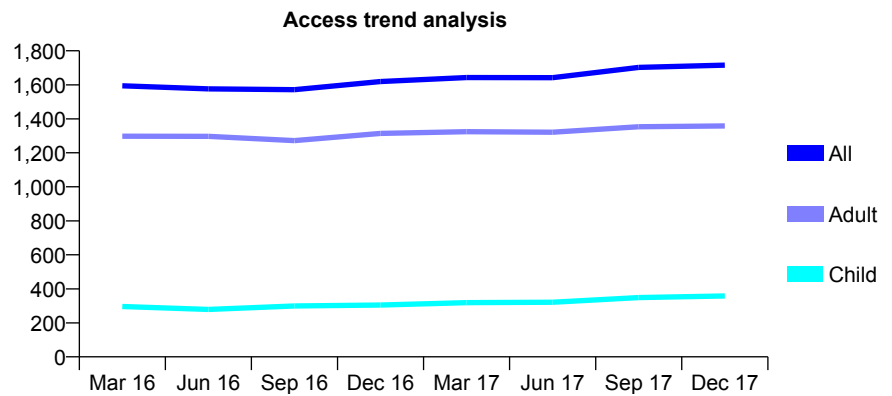
Q62 - Vital Signs At a Glance Contract Report for 740489/0001 - December 2017

Name or company name	MR TS CHEEMA
Contract type name	GDS Contract
Purpose of contract	General and Orthodontic
Contract start date	01/04/2006
Contract end date	

17/18 Contracted general activity (UDA)	6,236
Carry forward general activity (UDA)	-89
17/18 Contracted orthodontic activity (UOA)	774
Carry forward orthodontic activity (UOA)	-15
Baseline contract value	£205,540.09

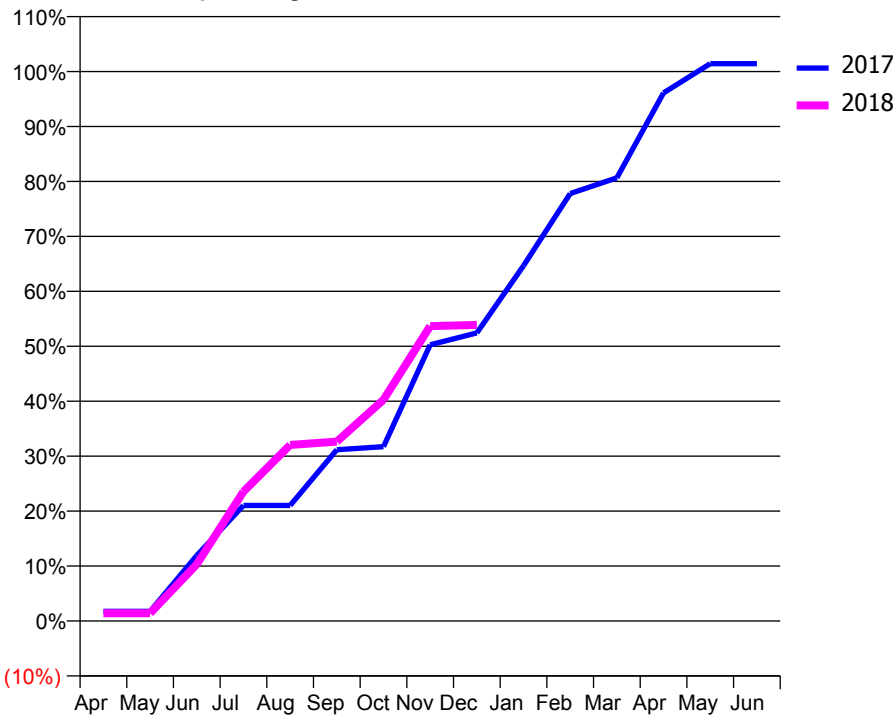
ACCESS*

Patients seen in 24 months	Total	Change since previous quarter
Quarter ending December 2016	1,619	
Quarter ending March 2017	1,643	→
Quarter ending June 2017	1,642	→
Quarter ending September 2017	1,702	↑
Quarter ending December 2017	1,716	→
Variance since December 2016	6.0%	↑



ACTIVITY

Cumulative percentage of contracted UDA delivered 2017 & 2018



Month	Adjusted Scheduled Activity (UDA)	
	2017	2018
April	110	89
May	110	89
June	744	645
July	1,311	1,468
August	1,311	1,998
September	1,943	2,036
October	1,979	2,511
November	3,135	3,346
December	3,269	3,361
January	4,032	
February	4,851	
March	5,030	
April	5,993	
May	6,325	
June	6,325	

QUALITY

	Quantity	Base Number	Contract	AT	Region	England
% of FP17s for the same patient ID Re-attending within 3 months - Children	76	466	16.3%	10.0%	11.6%	12.0%
% of FP17s for the same patient ID Re-attending within 3 months - Adults	364	1,464	24.9%	15.6%	16.7%	15.9%
% of FP17s for the same patient ID Re-attending between 3 & 9 months - Children	165	466	35.4%	47.0%	47.3%	58.0%
% of FP17s for the same patient ID Re-attending between 3 & 9 months - Adults	604	1,464	41.3%	37.8%	38.3%	50.5%
% of FP17s for Band 1 Urgent Courses	302	1,412	21.4%	10.9%	10.5%	9.0%
% of FP17s Relating to Free Repair or Replacements	20	1,412	1.4%	0.6%	0.6%	0.8%
% of FP17s Relating to Continuations	12	1,412	0.8%	0.6%	0.8%	1.1%
% of Patients satisfied with the dentistry they have received	3	3	N/A	88.1%	89.0%	91.5%
% of Patients satisfied with the time they had to wait for an appointment	3	3	N/A	83.4%	84.2%	87.9%

* This is based on patients treated on this contract for their most recent course of treatment. Figures in italics indicate the base number of FP17s or Patient Questionnaire responses are less than 100. N/A is shown where the base number of responses is less than 10 during the period. % is calculated as Quantity/Base number*100

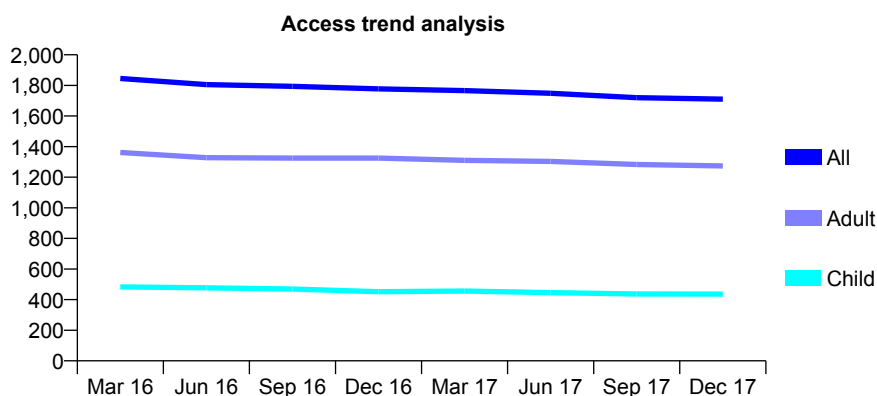
Q62 - Vital Signs At a Glance Contract Report for 740586/0001 - December 2017

Name or company name	MR NH ADATIA AND MR M BHATT
Contract type name	GDS Contract
Purpose of contract	General
Contract start date	01/04/2006
Contract end date	

17/18 Contracted general activity (UDA)	4,903
Carry forward general activity (UDA)	18
17/18 Contracted orthodontic activity (UOA)	0
Carry forward orthodontic activity (UOA)	0
Baseline contract value	£119,359.74

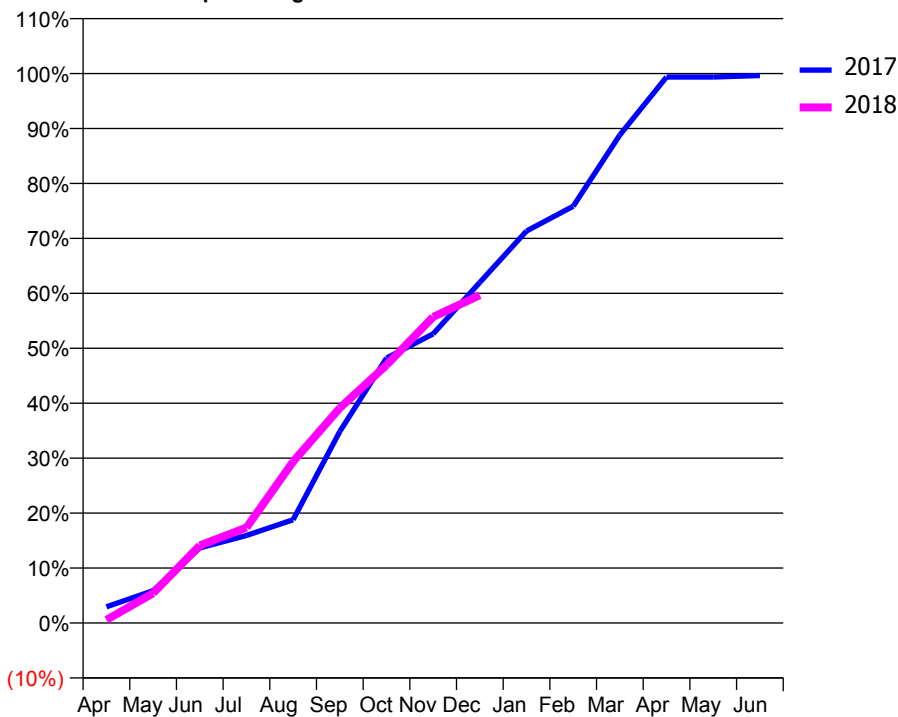
ACCESS*

Patients seen in 24 months	Total	Change since previous quarter
Quarter ending December 2016	1,777	
Quarter ending March 2017	1,766	→
Quarter ending June 2017	1,749	→
Quarter ending September 2017	1,720	↓
Quarter ending December 2017	1,710	→
Variance since December 2016	(3.8%)	↓



ACTIVITY

Cumulative percentage of contracted UDA delivered 2017 & 2018



Month	Adjusted Scheduled Activity (UDA)	
	2017	2018
April	145	28
May	288	266
June	671	692
July	781	851
August	921	1,441
September	1,709	1,918
October	2,363	2,301
November	2,580	2,731
December	3,039	2,925
January	3,498	
February	3,719	
March	4,356	
April	4,871	
May	4,871	
June	4,885	

QUALITY

	Quantity	Base Number	Contract	AT	Region	England
% of FP17s for the same patient ID Re-attending within 3 months - Children	29	390	7.4%	10.0%	11.6%	12.0%
% of FP17s for the same patient ID Re-attending within 3 months - Adults	184	1,079	17.1%	15.6%	16.7%	15.9%
% of FP17s for the same patient ID Re-attending between 3 & 9 months - Children	169	390	43.3%	47.0%	47.3%	58.0%
% of FP17s for the same patient ID Re-attending between 3 & 9 months - Adults	383	1,079	35.5%	37.8%	38.3%	50.5%
% of FP17s for Band 1 Urgent Courses	220	1,310	16.8%	10.9%	10.5%	9.0%
% of FP17s Relating to Free Repair or Replacements	0	1,310	0.0%	0.6%	0.6%	0.8%
% of FP17s Relating to Continuations	1	1,310	0.1%	0.6%	0.8%	1.1%
% of Patients satisfied with the dentistry they have received	2	2	N/A	88.1%	89.0%	91.5%
% of Patients satisfied with the time they had to wait for an appointment	2	2	N/A	83.4%	84.2%	87.9%

* This is based on patients treated on this contract for their most recent course of treatment. Figures in italics indicate the base number of FP17s or Patient Questionnaire responses are less than 100. N/A is shown where the base number of responses is less than 10 during the period. % is calculated as Quantity/Base number*100

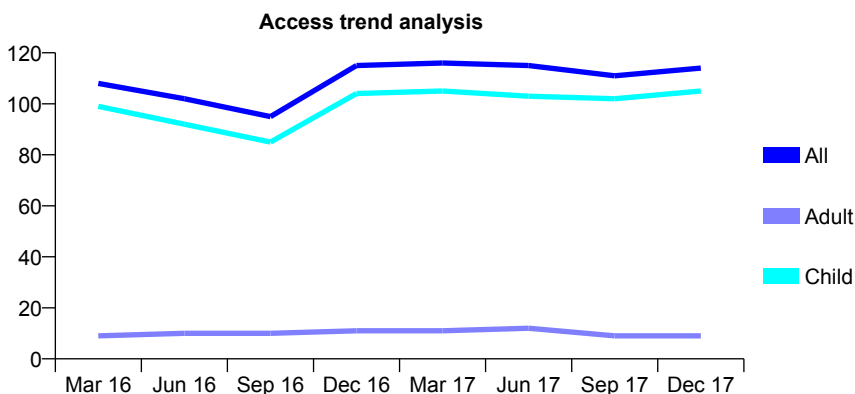
Q62 - Vital Signs At a Glance Contract Report for 743356/0002 - December 2017

Name or company name	MR LC BERNSTEIN
Contract type name	GDS Contract
Purpose of contract	General
Contract start date	06/10/2010
Contract end date	

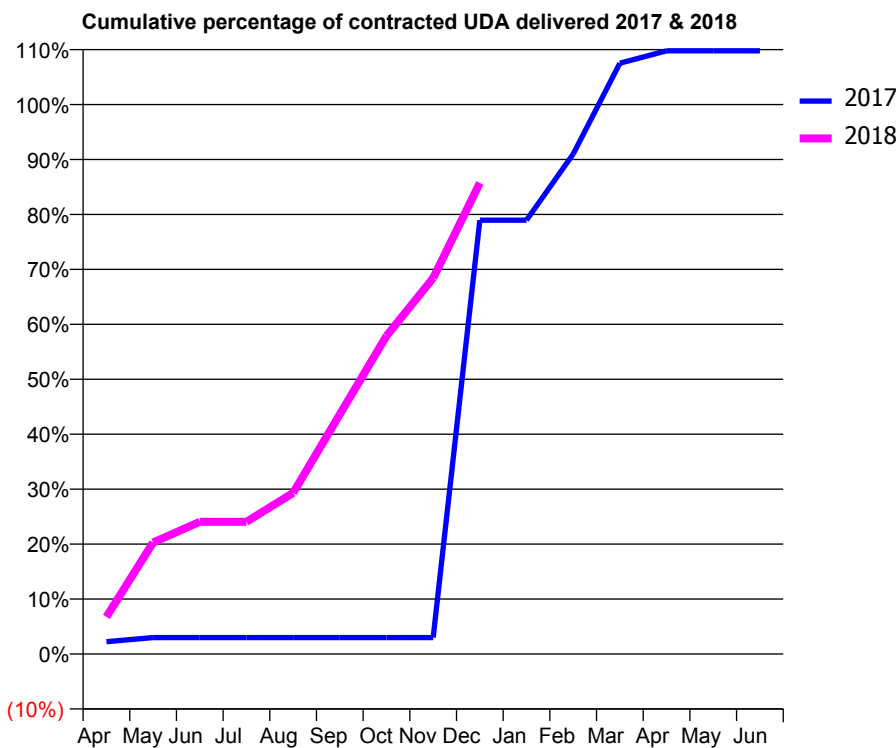
17/18 Contracted general activity (UDA)	133
Carry forward general activity (UDA)	-3
17/18 Contracted orthodontic activity (UOA)	0
Carry forward orthodontic activity (UOA)	0
Baseline contract value	£5,065.41

ACCESS*

Patients seen in 24 months	Total	Change since previous quarter
Quarter ending December 2016	115	
Quarter ending March 2017	116	→
Quarter ending June 2017	115	→
Quarter ending September 2017	111	↓
Quarter ending December 2017	114	↑
Variance since December 2016	(0.9%)	→



ACTIVITY



Month	Adjusted Scheduled Activity (UDA)	
	2017	2018
April	3	9
May	4	27
June	4	32
July	4	32
August	4	39
September	4	58
October	4	77
November	4	91
December	105	114
January	105	
February	121	
March	143	
April	146	
May	146	
June	146	

QUALITY

	Quantity	Base Number	Contract	AT	Region	England
% of FP17s for the same patient ID Re-attending within 3 months - Children	0	95	0.0%	10.0%	11.6%	12.0%
% of FP17s for the same patient ID Re-attending within 3 months - Adults	0	1	0.0%	15.6%	16.7%	15.9%
% of FP17s for the same patient ID Re-attending between 3 & 9 months - Children	44	95	46.3%	47.0%	47.3%	58.0%
% of FP17s for the same patient ID Re-attending between 3 & 9 months - Adults	1	1	100.0%	37.8%	38.3%	50.5%
% of FP17s for Band 1 Urgent Courses	0	93	0.0%	10.9%	10.5%	9.0%
% of FP17s Relating to Free Repair or Replacements	0	93	0.0%	0.6%	0.6%	0.8%
% of FP17s Relating to Continuations	0	93	0.0%	0.6%	0.8%	1.1%
% of Patients satisfied with the dentistry they have received	0	0	N/A	88.1%	89.0%	91.5%
% of Patients satisfied with the time they had to wait for an appointment	0	0	N/A	83.4%	84.2%	87.9%

* This is based on patients treated on this contract for their most recent course of treatment. Figures in italics indicate the base number of FP17s or Patient Questionnaire responses are less than 100. N/A is shown where the base number of responses is less than 10 during the period. % is calculated as Quantity/Base number*100

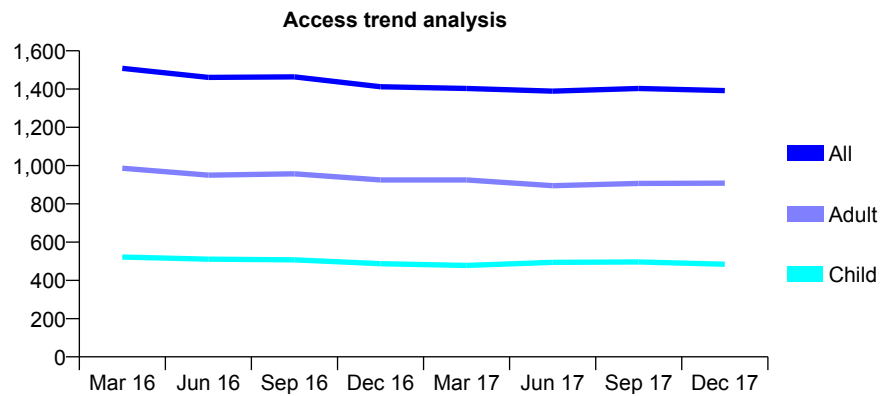
Q62 - Vital Signs At a Glance Contract Report for 746134/0001 - December 2017

Name or company name	MISS P JOSHI
Contract type name	GDS Contract
Purpose of contract	General
Contract start date	01/04/2006
Contract end date	

17/18 Contracted general activity (UDA)	5,319
Carry forward general activity (UDA)	198
17/18 Contracted orthodontic activity (UOA)	0
Carry forward orthodontic activity (UOA)	0
Baseline contract value	£149,778.63

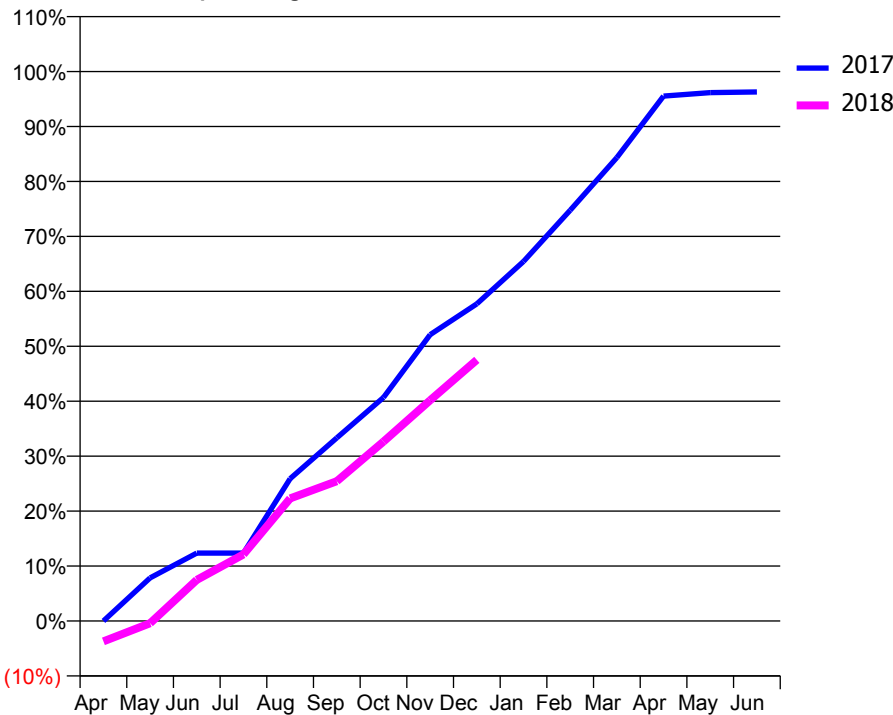
ACCESS*

Patients seen in 24 months	Total	Change since previous quarter
Quarter ending December 2016	1,412	
Quarter ending March 2017	1,403	→
Quarter ending June 2017	1,389	→
Quarter ending September 2017	1,403	→
Quarter ending December 2017	1,392	→
Variance since December 2016	(1.4%)	↓



ACTIVITY

Cumulative percentage of contracted UDA delivered 2017 & 2018



Month	Adjusted Scheduled Activity (UDA)	
	2017	2018
April	0	-198
May	417	-22
June	657	398
July	657	644
August	1,378	1,186
September	1,772	1,354
October	2,164	1,736
November	2,772	2,137
December	3,071	2,528
January	3,480	
February	3,976	
March	4,486	
April	5,082	
May	5,115	
June	5,121	

QUALITY

	Quantity	Base Number	Contract	AT	Region	England
% of FP17s for the same patient ID Re-attending within 3 months - Children	27	572	4.7%	10.0%	11.6%	12.0%
% of FP17s for the same patient ID Re-attending within 3 months - Adults	94	778	12.1%	15.6%	16.7%	15.9%
% of FP17s for the same patient ID Re-attending between 3 & 9 months - Children	344	572	60.1%	47.0%	47.3%	58.0%
% of FP17s for the same patient ID Re-attending between 3 & 9 months - Adults	336	778	43.2%	37.8%	38.3%	50.5%
% of FP17s for Band 1 Urgent Courses	71	1,210	5.9%	10.9%	10.5%	9.0%
% of FP17s Relating to Free Repair or Replacements	4	1,210	0.3%	0.6%	0.6%	0.8%
% of FP17s Relating to Continuations	18	1,210	1.5%	0.6%	0.8%	1.1%
% of Patients satisfied with the dentistry they have received	1	1	N/A	88.1%	89.0%	91.5%
% of Patients satisfied with the time they had to wait for an appointment	1	1	N/A	83.4%	84.2%	87.9%

* This is based on patients treated on this contract for their most recent course of treatment. Figures in italics indicate the base number of FP17s or Patient Questionnaire responses are less than 100. N/A is shown where the base number of responses is less than 10 during the period. % is calculated as Quantity/Base number*100

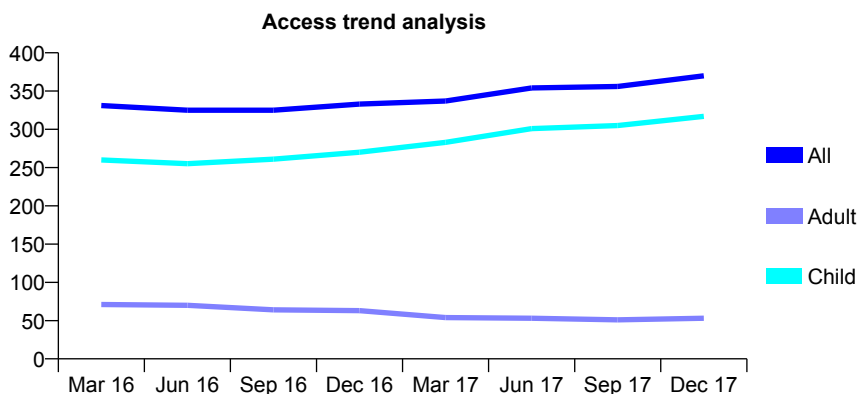
Q62 - Vital Signs At a Glance Contract Report for 746320/0002 - December 2017

Name or company name	MR C SHETH
Contract type name	GDS Contract
Purpose of contract	General
Contract start date	01/04/2006
Contract end date	

17/18 Contracted general activity (UDA)	491
Carry forward general activity (UDA)	0
17/18 Contracted orthodontic activity (UOA)	0
Carry forward orthodontic activity (UOA)	0
Baseline contract value	£11,346.67

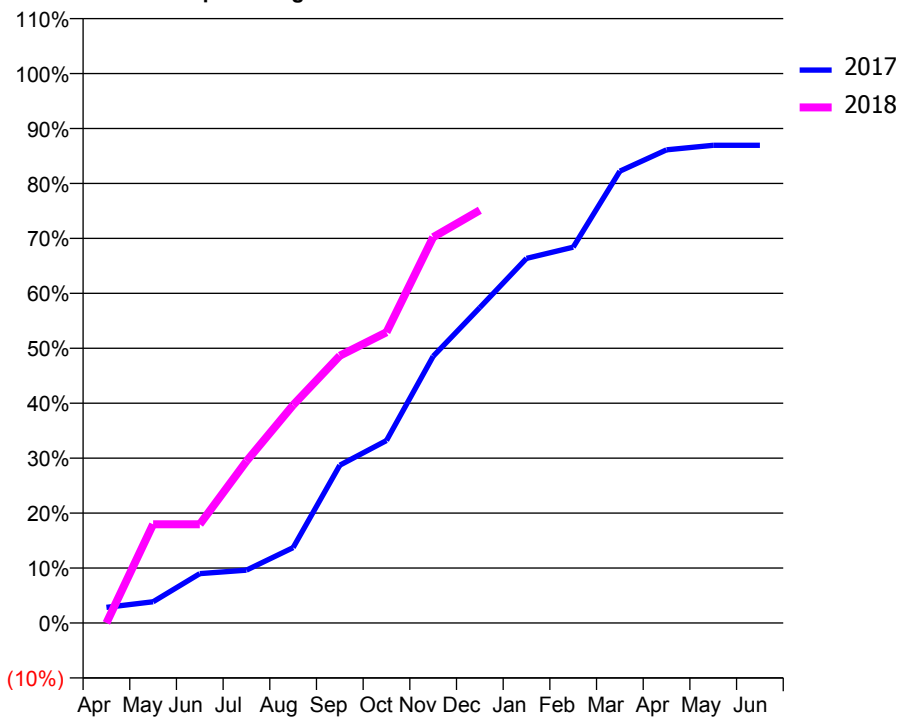
ACCESS*

Patients seen in 24 months	Total	Change since previous quarter
Quarter ending December 2016	333	
Quarter ending March 2017	337	→
Quarter ending June 2017	354	↑
Quarter ending September 2017	356	→
Quarter ending December 2017	370	↑
Variance since December 2016	11.1%	↑



ACTIVITY

Cumulative percentage of contracted UDA delivered 2017 & 2018



Month	Adjusted Scheduled Activity (UDA)	
	2017	2018
April	14	0
May	19	88
June	44	88
July	47	145
August	67	195
September	141	239
October	163	260
November	238	345
December	282	369
January	326	
February	336	
March	404	
April	423	
May	427	
June	427	

QUALITY

	Quantity	Base Number	Contract	AT	Region	England
% of FP17s for the same patient ID Re-attending within 3 months - Children	10	318	3.1%	10.0%	11.6%	12.0%
% of FP17s for the same patient ID Re-attending within 3 months - Adults	0	9	0.0%	15.6%	16.7%	15.9%
% of FP17s for the same patient ID Re-attending between 3 & 9 months - Children	161	318	50.6%	47.0%	47.3%	58.0%
% of FP17s for the same patient ID Re-attending between 3 & 9 months - Adults	3	9	33.3%	37.8%	38.3%	50.5%
% of FP17s for Band 1 Urgent Courses	4	309	1.3%	10.9%	10.5%	9.0%
% of FP17s Relating to Free Repair or Replacements	1	309	0.3%	0.6%	0.6%	0.8%
% of FP17s Relating to Continuations	0	309	0.0%	0.6%	0.8%	1.1%
% of Patients satisfied with the dentistry they have received	0	0	N/A	88.1%	89.0%	91.5%
% of Patients satisfied with the time they had to wait for an appointment	0	0	N/A	83.4%	84.2%	87.9%

* This is based on patients treated on this contract for their most recent course of treatment. Figures in italics indicate the base number of FP17s or Patient Questionnaire responses are less than 100. N/A is shown where the base number of responses is less than 10 during the period. % is calculated as Quantity/Base number*100

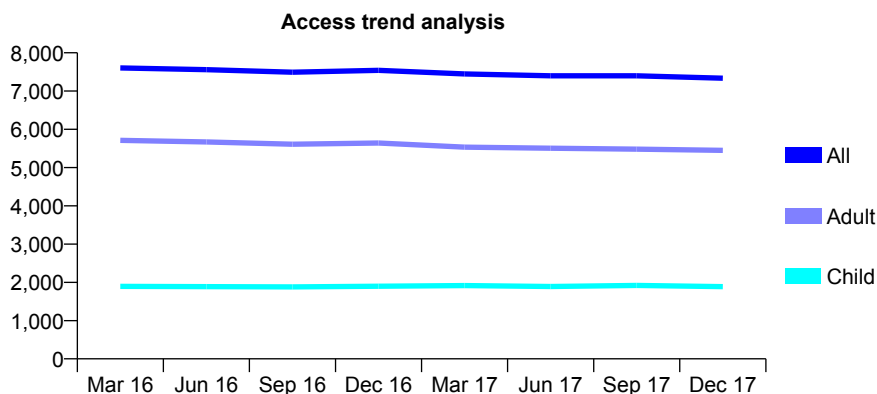
Q62 - Vital Signs At a Glance Contract Report for 755451/0001 - December 2017

Name or company name	MRS B THAKRAR
Contract type name	GDS Contract
Purpose of contract	General
Contract start date	01/04/2008
Contract end date	

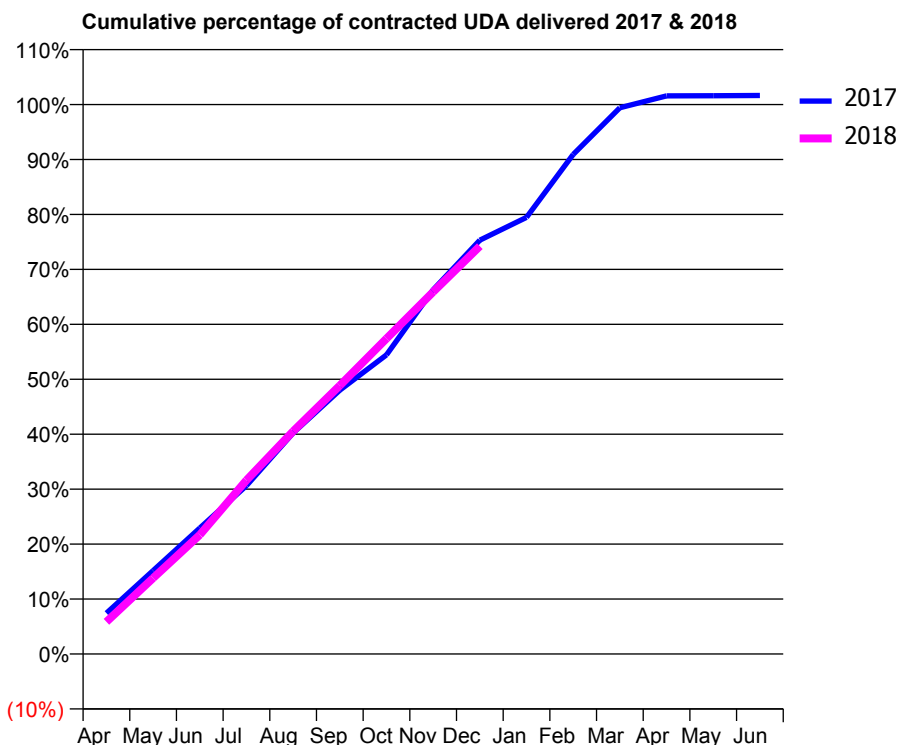
17/18 Contracted general activity (UDA)	21,919
Carry forward general activity (UDA)	-359
17/18 Contracted orthodontic activity (UOA)	0
Carry forward orthodontic activity (UOA)	0
Baseline contract value	£643,058.40

ACCESS*

Patients seen in 24 months	Total	Change since previous quarter
Quarter ending December 2016	7,540	
Quarter ending March 2017	7,449	↓
Quarter ending June 2017	7,397	→
Quarter ending September 2017	7,400	→
Quarter ending December 2017	7,336	→
Variance since December 2016	(2.7%)	↓



ACTIVITY



Month	Adjusted Scheduled Activity (UDA)	
	2017	2018
April	1,632	1,284
May	3,328	3,027
June	5,023	4,755
July	6,716	6,935
August	8,816	8,884
September	10,525	10,709
October	11,933	12,584
November	14,528	14,445
December	16,508	16,270
January	17,419	
February	19,926	
March	21,789	
April	22,265	
May	22,266	
June	22,278	

QUALITY

	Quantity	Base Number	Contract	AT	Region	England
% of FP17s for the same patient ID Re-attending within 3 months - Children	158	1,953	8.1%	10.0%	11.6%	12.0%
% of FP17s for the same patient ID Re-attending within 3 months - Adults	850	5,220	16.3%	15.6%	16.7%	15.9%
% of FP17s for the same patient ID Re-attending between 3 & 9 months - Children	1,066	1,953	54.6%	47.0%	47.3%	58.0%
% of FP17s for the same patient ID Re-attending between 3 & 9 months - Adults	2,238	5,220	42.9%	37.8%	38.3%	50.5%
% of FP17s for Band 1 Urgent Courses	772	6,916	11.2%	10.9%	10.5%	9.0%
% of FP17s Relating to Free Repair or Replacements	20	6,916	0.3%	0.6%	0.6%	0.8%
% of FP17s Relating to Continuations	29	6,916	0.4%	0.6%	0.8%	1.1%
% of Patients satisfied with the dentistry they have received	9	9	N/A	88.1%	89.0%	91.5%
% of Patients satisfied with the time they had to wait for an appointment	9	9	N/A	83.4%	84.2%	87.9%

* This is based on patients treated on this contract for their most recent course of treatment. Figures in italics indicate the base number of FP17s or Patient Questionnaire responses are less than 100. N/A is shown where the base number of responses is less than 10 during the period. % is calculated as Quantity/Base number*100

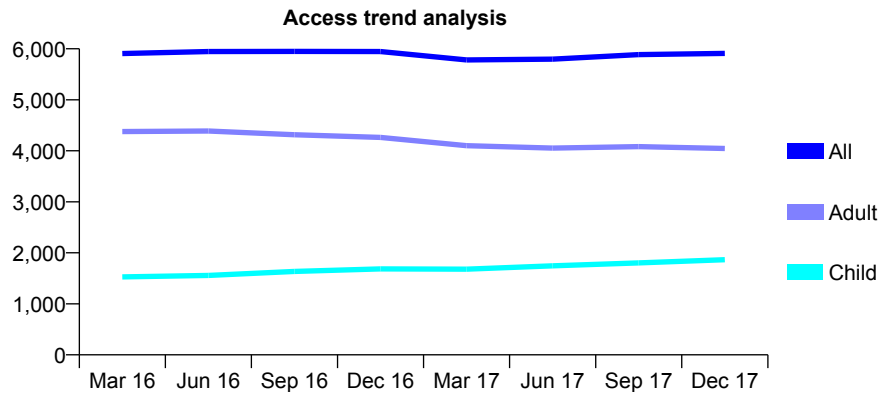
Q62 - Vital Signs At a Glance Contract Report for 755753/0001 - December 2017

Name or company name	MISS K PATEL
Contract type name	GDS Contract
Purpose of contract	General
Contract start date	01/04/2006
Contract end date	

17/18 Contracted general activity (UDA)	13,557
Carry forward general activity (UDA)	-221
17/18 Contracted orthodontic activity (UOA)	0
Carry forward orthodontic activity (UOA)	0
Baseline contract value	£373,261.38

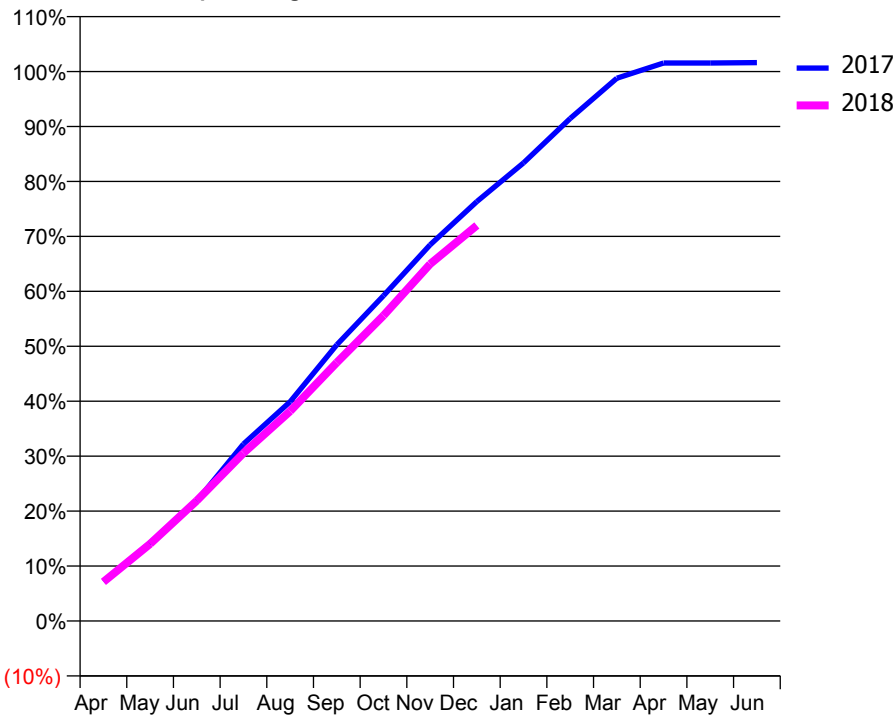
ACCESS*

Patients seen in 24 months	Total	Change since previous quarter
Quarter ending December 2016	5,947	
Quarter ending March 2017	5,782	↓
Quarter ending June 2017	5,798	→
Quarter ending September 2017	5,885	→
Quarter ending December 2017	5,910	→
Variance since December 2016	(0.6%)	→



ACTIVITY

Cumulative percentage of contracted UDA delivered 2017 & 2018



Month	Adjusted Scheduled Activity (UDA)	
	2017	2018
April	974	967
May	1,925	1,902
June	2,961	2,968
July	4,366	4,143
August	5,411	5,176
September	6,815	6,378
October	8,026	7,535
November	9,283	8,809
December	10,348	9,760
January	11,302	
February	12,398	
March	13,391	
April	13,766	
May	13,766	
June	13,778	

QUALITY

	Quantity	Base Number	Contract	AT	Region	England
% of FP17s for the same patient ID Re-attending within 3 months - Children	168	1,931	8.7%	10.0%	11.6%	12.0%
% of FP17s for the same patient ID Re-attending within 3 months - Adults	405	3,555	11.4%	15.6%	16.7%	15.9%
% of FP17s for the same patient ID Re-attending between 3 & 9 months - Children	983	1,931	50.9%	47.0%	47.3%	58.0%
% of FP17s for the same patient ID Re-attending between 3 & 9 months - Adults	1,582	3,555	44.5%	37.8%	38.3%	50.5%
% of FP17s for Band 1 Urgent Courses	349	4,705	7.4%	10.9%	10.5%	9.0%
% of FP17s Relating to Free Repair or Replacements	41	4,705	0.9%	0.6%	0.6%	0.8%
% of FP17s Relating to Continuations	40	4,705	0.9%	0.6%	0.8%	1.1%
% of Patients satisfied with the dentistry they have received	6	8	N/A	88.1%	89.0%	91.5%
% of Patients satisfied with the time they had to wait for an appointment	7	8	N/A	83.4%	84.2%	87.9%

* This is based on patients treated on this contract for their most recent course of treatment. Figures in italics indicate the base number of FP17s or Patient Questionnaire responses are less than 100. N/A is shown where the base number of responses is less than 10 during the period. % is calculated as Quantity/Base number*100

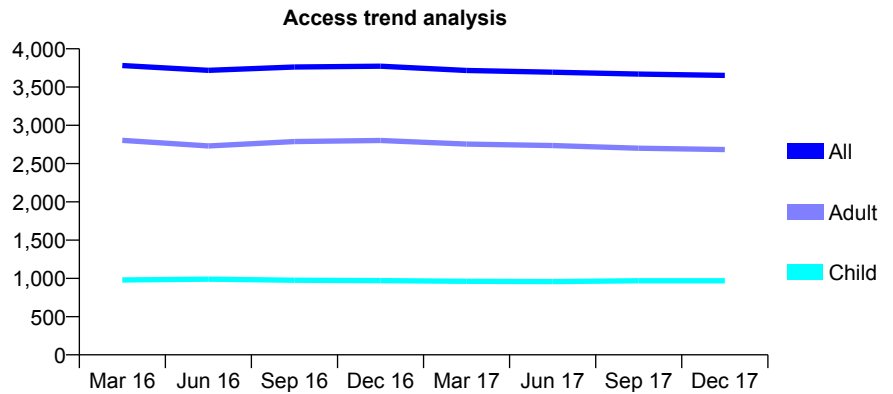
Q62 - Vital Signs At a Glance Contract Report for 763608/0001 - December 2017

Name or company name	MRS N TAVAKOLI
Contract type name	GDS Contract
Purpose of contract	General
Contract start date	01/04/2006
Contract end date	

17/18 Contracted general activity (UDA)	10,618
Carry forward general activity (UDA)	-66
17/18 Contracted orthodontic activity (UOA)	0
Carry forward orthodontic activity (UOA)	0
Baseline contract value	£306,521.99

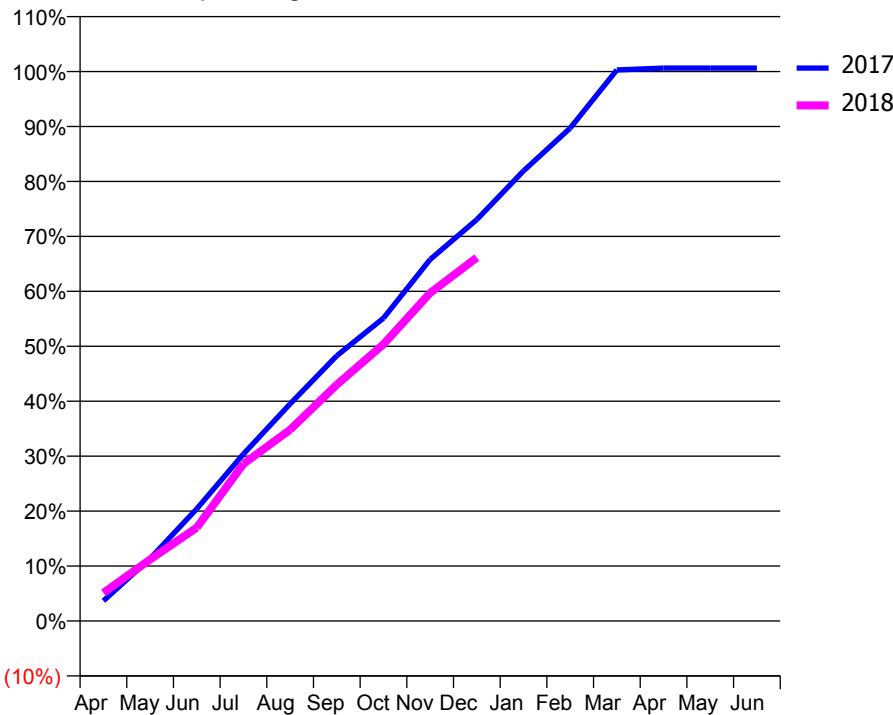
ACCESS*

Patients seen in 24 months	Total	Change since previous quarter
Quarter ending December 2016	3,772	
Quarter ending March 2017	3,716	↓
Quarter ending June 2017	3,694	→
Quarter ending September 2017	3,670	→
Quarter ending December 2017	3,652	→
Variance since December 2016	(3.2%)	↓



ACTIVITY

Cumulative percentage of contracted UDA delivered 2017 & 2018



Month	Adjusted Scheduled Activity (UDA)	
	2017	2018
April	390	544
May	1,207	1,189
June	2,167	1,805
July	3,226	3,038
August	4,196	3,697
September	5,125	4,568
October	5,854	5,347
November	6,986	6,340
December	7,757	7,022
January	8,697	
February	9,525	
March	10,649	
April	10,684	
May	10,684	
June	10,684	

QUALITY

	Quantity	Base Number	Contract	AT	Region	England
% of FP17s for the same patient ID Re-attending within 3 months - Children	25	721	3.5%	10.0%	11.6%	12.0%
% of FP17s for the same patient ID Re-attending within 3 months - Adults	102	1,831	5.6%	15.6%	16.7%	15.9%
% of FP17s for the same patient ID Re-attending between 3 & 9 months - Children	223	721	30.9%	47.0%	47.3%	58.0%
% of FP17s for the same patient ID Re-attending between 3 & 9 months - Adults	623	1,831	34.0%	37.8%	38.3%	50.5%
% of FP17s for Band 1 Urgent Courses	198	2,522	7.9%	10.9%	10.5%	9.0%
% of FP17s Relating to Free Repair or Replacements	15	2,522	0.6%	0.6%	0.6%	0.8%
% of FP17s Relating to Continuations	6	2,522	0.2%	0.6%	0.8%	1.1%
% of Patients satisfied with the dentistry they have received	4	4	N/A	88.1%	89.0%	91.5%
% of Patients satisfied with the time they had to wait for an appointment	3	4	N/A	83.4%	84.2%	87.9%

* This is based on patients treated on this contract for their most recent course of treatment. Figures in italics indicate the base number of FP17s or Patient Questionnaire responses are less than 100. N/A is shown where the base number of responses is less than 10 during the period. % is calculated as Quantity/Base number*100

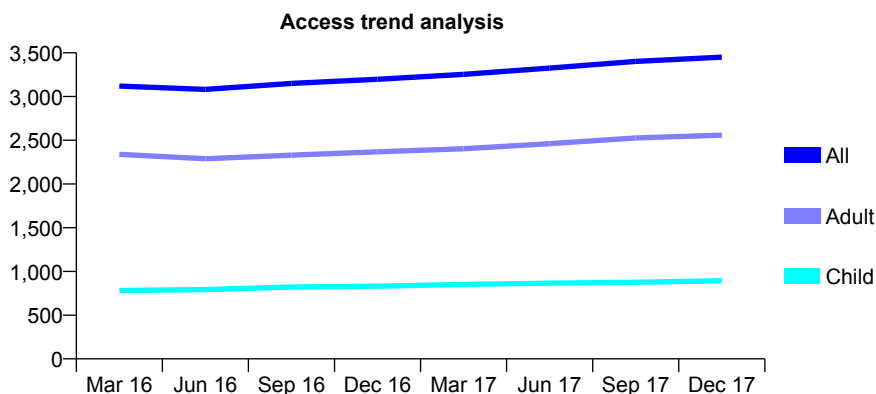
Q62 - Vital Signs At a Glance Contract Report for 763675/0002 - December 2017

Name or company name	MR SB MEHTA
Contract type name	GDS Contract
Purpose of contract	General
Contract start date	01/04/2006
Contract end date	

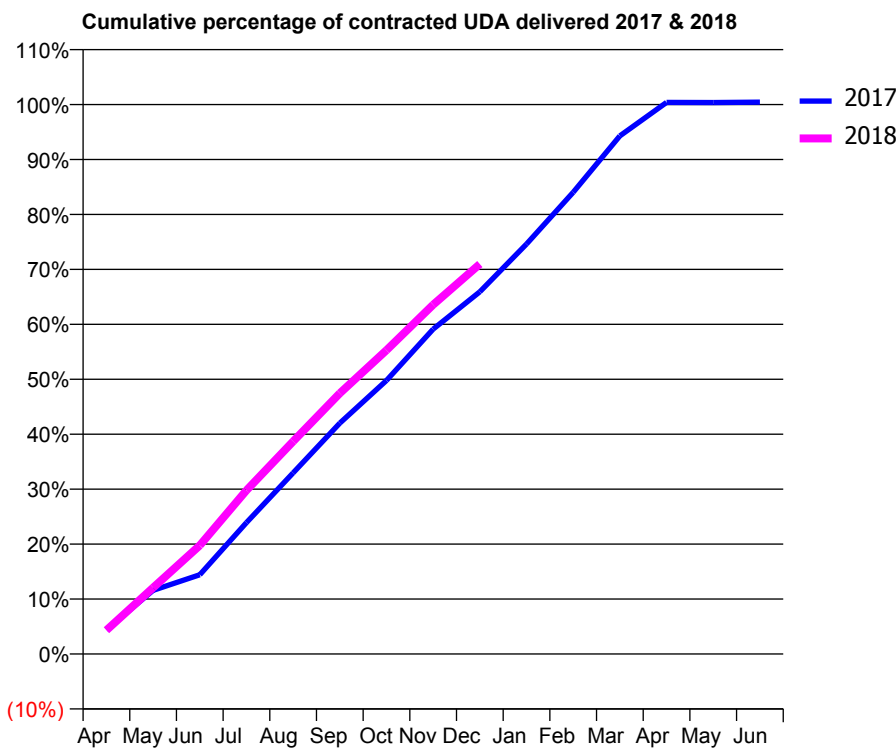
17/18 Contracted general activity (UDA)	9,778
Carry forward general activity (UDA)	-42
17/18 Contracted orthodontic activity (UOA)	0
Carry forward orthodontic activity (UOA)	0
Baseline contract value	£238,816.87

ACCESS*

Patients seen in 24 months	Total	Change since previous quarter
Quarter ending December 2016	3,197	
Quarter ending March 2017	3,253	→
Quarter ending June 2017	3,326	↑
Quarter ending September 2017	3,402	↑
Quarter ending December 2017	3,451	→
Variance since December 2016	7.9%	↑



ACTIVITY



Month	Adjusted Scheduled Activity (UDA)	
	2017	2018
April	431	424
May	1,134	1,180
June	1,410	1,933
July	2,338	2,912
August	3,224	3,784
September	4,108	4,639
October	4,867	5,406
November	5,780	6,216
December	6,447	6,940
January	7,296	
February	8,216	
March	9,220	
April	9,815	
May	9,814	
June	9,820	

QUALITY

	Quantity	Base Number	Contract	AT	Region	England
% of FP17s for the same patient ID Re-attending within 3 months - Children	93	968	9.6%	10.0%	11.6%	12.0%
% of FP17s for the same patient ID Re-attending within 3 months - Adults	423	2,615	16.2%	15.6%	16.7%	15.9%
% of FP17s for the same patient ID Re-attending between 3 & 9 months - Children	509	968	52.6%	47.0%	47.3%	58.0%
% of FP17s for the same patient ID Re-attending between 3 & 9 months - Adults	1,317	2,615	50.4%	37.8%	38.3%	50.5%
% of FP17s for Band 1 Urgent Courses	228	3,376	6.8%	10.9%	10.5%	9.0%
% of FP17s Relating to Free Repair or Replacements	13	3,376	0.4%	0.6%	0.6%	0.8%
% of FP17s Relating to Continuations	42	3,376	1.2%	0.6%	0.8%	1.1%
% of Patients satisfied with the dentistry they have received	5	5	N/A	88.1%	89.0%	91.5%
% of Patients satisfied with the time they had to wait for an appointment	5	5	N/A	83.4%	84.2%	87.9%

* This is based on patients treated on this contract for their most recent course of treatment. Figures in italics indicate the base number of FP17s or Patient Questionnaire responses are less than 100. N/A is shown where the base number of responses is less than 10 during the period. % is calculated as Quantity/Base number*100

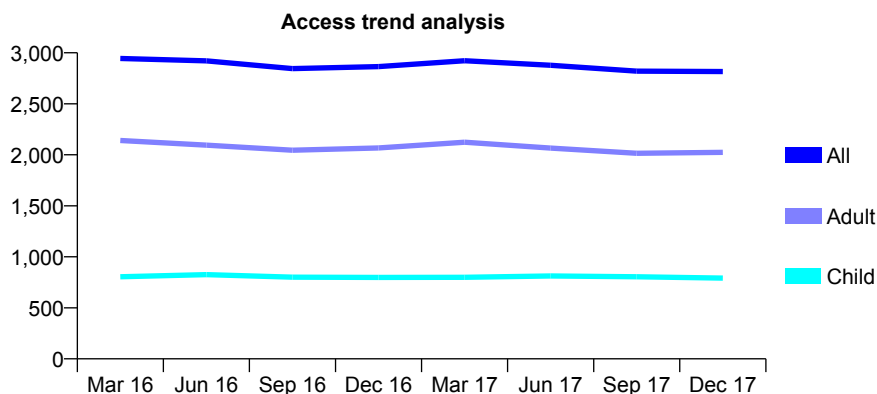
Q62 - Vital Signs At a Glance Contract Report for 763802/0001 - December 2017

Name or company name	MR R VADHER
Contract type name	GDS Contract
Purpose of contract	General
Contract start date	01/04/2006
Contract end date	

17/18 Contracted general activity (UDA)	6,390
Carry forward general activity (UDA)	-128
17/18 Contracted orthodontic activity (UOA)	0
Carry forward orthodontic activity (UOA)	0
Baseline contract value	£171,105.94

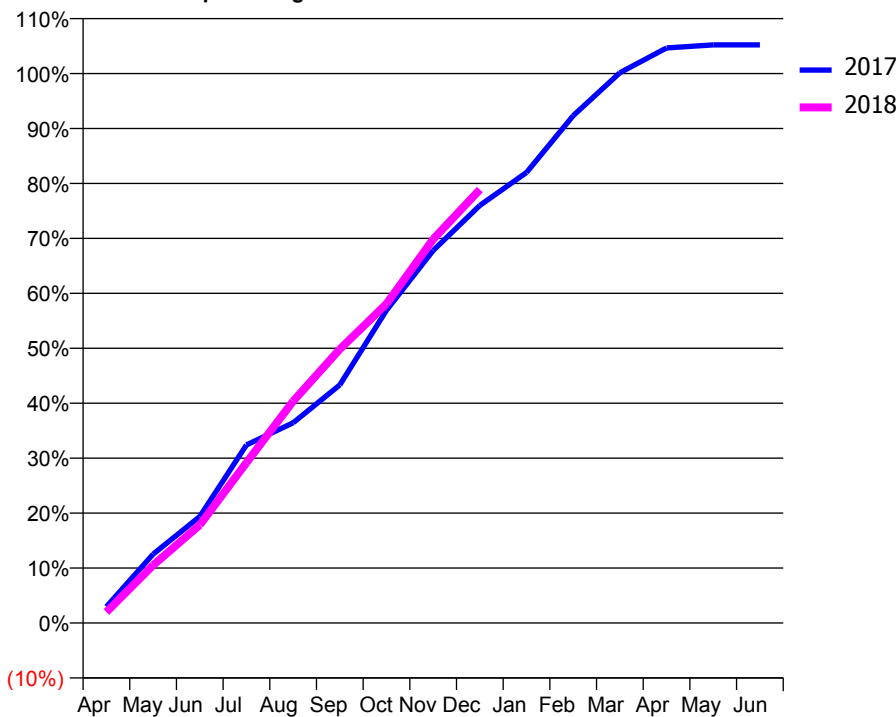
ACCESS*

Patients seen in 24 months	Total	Change since previous quarter
Quarter ending December 2016	2,865	
Quarter ending March 2017	2,922	→
Quarter ending June 2017	2,878	↓
Quarter ending September 2017	2,820	↓
Quarter ending December 2017	2,816	→
Variance since December 2016	(1.7%)	↓



ACTIVITY

Cumulative percentage of contracted UDA delivered 2017 & 2018



Month	Adjusted Scheduled Activity (UDA)	
	2017	2018
April	190	128
May	800	672
June	1,239	1,140
July	2,071	1,865
August	2,329	2,579
September	2,769	3,184
October	3,637	3,711
November	4,331	4,463
December	4,855	5,040
January	5,239	
February	5,900	
March	6,398	
April	6,687	
May	6,722	
June	6,722	

QUALITY

	Quantity	Base Number	Contract	AT	Region	England
% of FP17s for the same patient ID Re-attending within 3 months - Children	19	544	3.5%	10.0%	11.6%	12.0%
% of FP17s for the same patient ID Re-attending within 3 months - Adults	103	1,327	7.8%	15.6%	16.7%	15.9%
% of FP17s for the same patient ID Re-attending between 3 & 9 months - Children	152	544	27.9%	47.0%	47.3%	58.0%
% of FP17s for the same patient ID Re-attending between 3 & 9 months - Adults	344	1,327	25.9%	37.8%	38.3%	50.5%
% of FP17s for Band 1 Urgent Courses	22	1,741	1.3%	10.9%	10.5%	9.0%
% of FP17s Relating to Free Repair or Replacements	1	1,741	0.1%	0.6%	0.6%	0.8%
% of FP17s Relating to Continuations	3	1,741	0.2%	0.6%	0.8%	1.1%
% of Patients satisfied with the dentistry they have received	1	1	N/A	88.1%	89.0%	91.5%
% of Patients satisfied with the time they had to wait for an appointment	1	1	N/A	83.4%	84.2%	87.9%

* This is based on patients treated on this contract for their most recent course of treatment. Figures in italics indicate the base number of FP17s or Patient Questionnaire responses are less than 100. N/A is shown where the base number of responses is less than 10 during the period. % is calculated as Quantity/Base number*100

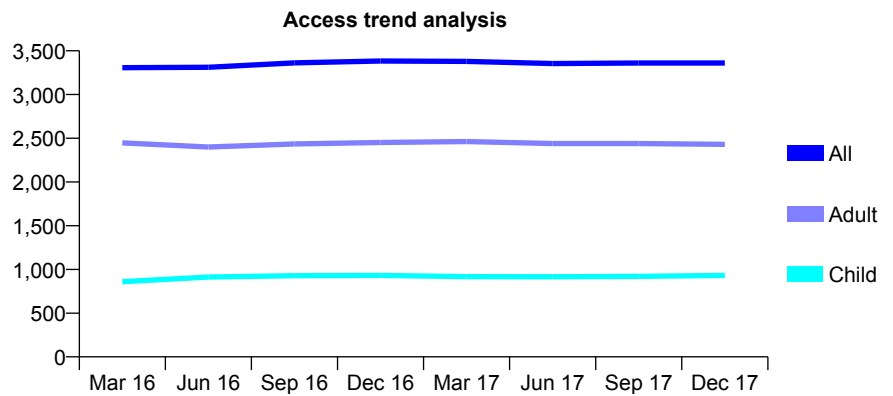
Q62 - Vital Signs At a Glance Contract Report for 763934/0001 - December 2017

Name or company name	MRS F KHOSRAVI
Contract type name	GDS Contract
Purpose of contract	General
Contract start date	01/04/2006
Contract end date	

17/18 Contracted general activity (UDA)	12,195
Carry forward general activity (UDA)	243
17/18 Contracted orthodontic activity (UOA)	0
Carry forward orthodontic activity (UOA)	0
Baseline contract value	£383,119.73

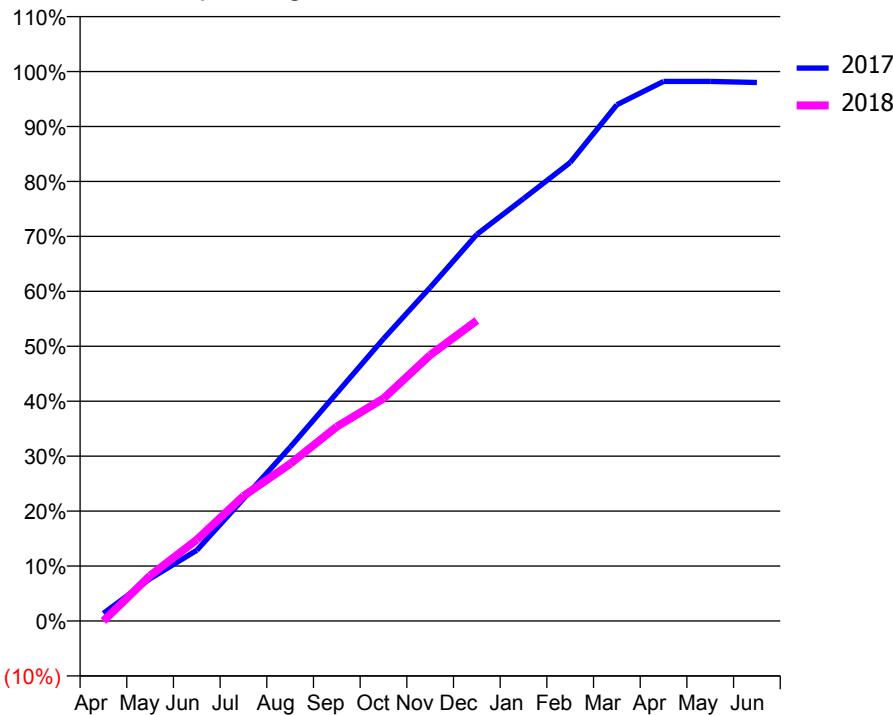
ACCESS*

Patients seen in 24 months	Total	Change since previous quarter
Quarter ending December 2016	3,383	
Quarter ending March 2017	3,379	→
Quarter ending June 2017	3,355	→
Quarter ending September 2017	3,360	→
Quarter ending December 2017	3,361	→
Variance since December 2016	(0.7%)	→



ACTIVITY

Cumulative percentage of contracted UDA delivered 2017 & 2018



Month	Adjusted Scheduled Activity (UDA)	
	2017	2018
April	170	3
May	941	1,007
June	1,570	1,804
July	2,711	2,775
August	3,858	3,487
September	5,060	4,313
October	6,262	4,938
November	7,404	5,903
December	8,582	6,670
January	9,374	
February	10,177	
March	11,456	
April	11,976	
May	11,975	
June	11,952	

QUALITY

	Quantity	Base Number	Contract	AT	Region	England
% of FP17s for the same patient ID Re-attending within 3 months - Children	69	754	9.2%	10.0%	11.6%	12.0%
% of FP17s for the same patient ID Re-attending within 3 months - Adults	400	1,915	20.9%	15.6%	16.7%	15.9%
% of FP17s for the same patient ID Re-attending between 3 & 9 months - Children	251	754	33.3%	47.0%	47.3%	58.0%
% of FP17s for the same patient ID Re-attending between 3 & 9 months - Adults	643	1,915	33.6%	37.8%	38.3%	50.5%
% of FP17s for Band 1 Urgent Courses	339	2,530	13.4%	10.9%	10.5%	9.0%
% of FP17s Relating to Free Repair or Replacements	6	2,530	0.2%	0.6%	0.6%	0.8%
% of FP17s Relating to Continuations	9	2,530	0.4%	0.6%	0.8%	1.1%
% of Patients satisfied with the dentistry they have received	2	3	N/A	88.1%	89.0%	91.5%
% of Patients satisfied with the time they had to wait for an appointment	3	3	N/A	83.4%	84.2%	87.9%

* This is based on patients treated on this contract for their most recent course of treatment. Figures in italics indicate the base number of FP17s or Patient Questionnaire responses are less than 100. N/A is shown where the base number of responses is less than 10 during the period. % is calculated as Quantity/Base number*100

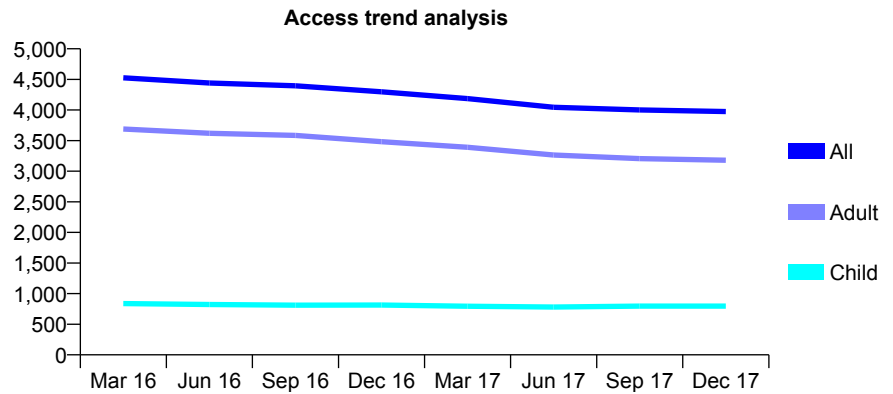
Q62 - Vital Signs At a Glance Contract Report for 764957/0003 - December 2017

Name or company name	Valecha Dental Practice
Contract type name	GDS Contract
Purpose of contract	General
Contract start date	01/04/2006
Contract end date	

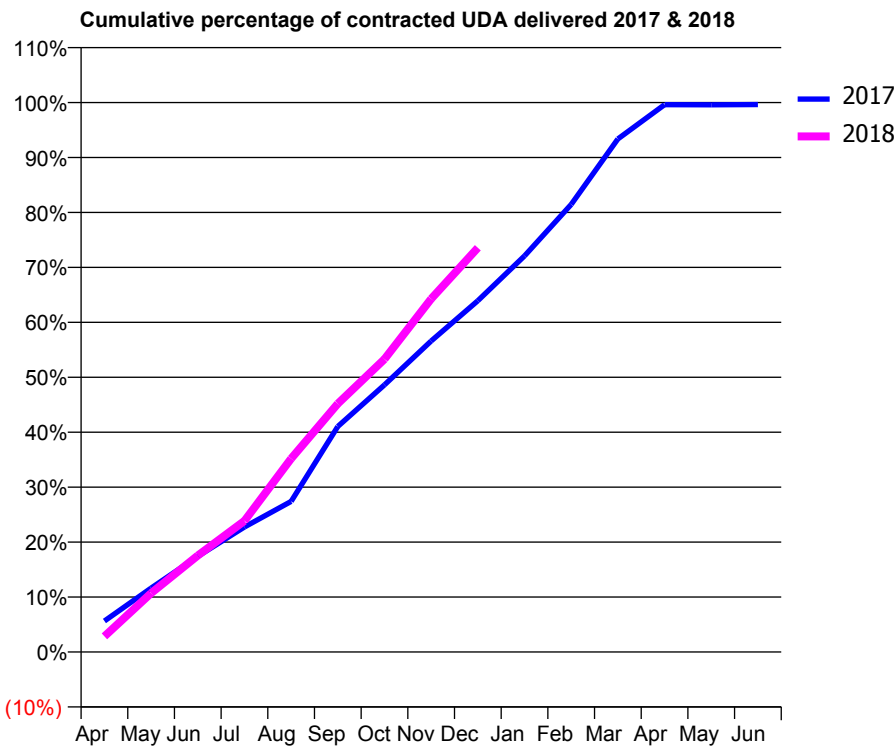
17/18 Contracted general activity (UDA)	15,834
Carry forward general activity (UDA)	58
17/18 Contracted orthodontic activity (UOA)	0
Carry forward orthodontic activity (UOA)	0
Baseline contract value	£409,418.82

ACCESS*

Patients seen in 24 months	Total	Change since previous quarter
Quarter ending December 2016	4,297	
Quarter ending March 2017	4,187	↓
Quarter ending June 2017	4,045	↓
Quarter ending September 2017	4,002	↓
Quarter ending December 2017	3,976	→
Variance since December 2016	(7.5%)	↓



ACTIVITY



Month	Adjusted Scheduled Activity (UDA)	
	2017	2018
April	892	452
May	1,842	1,698
June	2,756	2,781
July	3,603	3,779
August	4,341	5,575
September	6,498	7,158
October	7,697	8,441
November	8,961	10,175
December	10,121	11,648
January	11,416	
February	12,898	
March	14,784	
April	15,770	
May	15,768	
June	15,776	

QUALITY

	Quantity	Base Number	Contract	AT	Region	England
% of FP17s for the same patient ID Re-attending within 3 months - Children	104	809	12.9%	10.0%	11.6%	12.0%
% of FP17s for the same patient ID Re-attending within 3 months - Adults	494	2,834	17.4%	15.6%	16.7%	15.9%
% of FP17s for the same patient ID Re-attending between 3 & 9 months - Children	364	809	45.0%	47.0%	47.3%	58.0%
% of FP17s for the same patient ID Re-attending between 3 & 9 months - Adults	1,123	2,834	39.6%	37.8%	38.3%	50.5%
% of FP17s for Band 1 Urgent Courses	217	3,410	6.4%	10.9%	10.5%	9.0%
% of FP17s Relating to Free Repair or Replacements	79	3,410	2.3%	0.6%	0.6%	0.8%
% of FP17s Relating to Continuations	17	3,410	0.5%	0.6%	0.8%	1.1%
% of Patients satisfied with the dentistry they have received	4	4	N/A	88.1%	89.0%	91.5%
% of Patients satisfied with the time they had to wait for an appointment	4	4	N/A	83.4%	84.2%	87.9%

* This is based on patients treated on this contract for their most recent course of treatment. Figures in italics indicate the base number of FP17s or Patient Questionnaire responses are less than 100. N/A is shown where the base number of responses is less than 10 during the period. % is calculated as Quantity/Base number*100

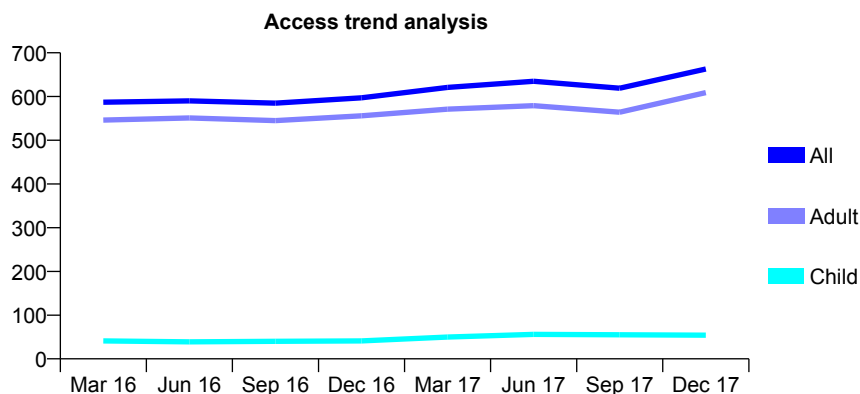
Q62 - Vital Signs At a Glance Contract Report for 766895/0001 - December 2017

Name or company name	MR M SOLTAN MOHAMMADI KHAYAT
Contract type name	GDS Contract
Purpose of contract	General
Contract start date	01/04/2006
Contract end date	

17/18 Contracted general activity (UDA)	976
Carry forward general activity (UDA)	-15
17/18 Contracted orthodontic activity (UOA)	0
Carry forward orthodontic activity (UOA)	0
Baseline contract value	£35,601.62

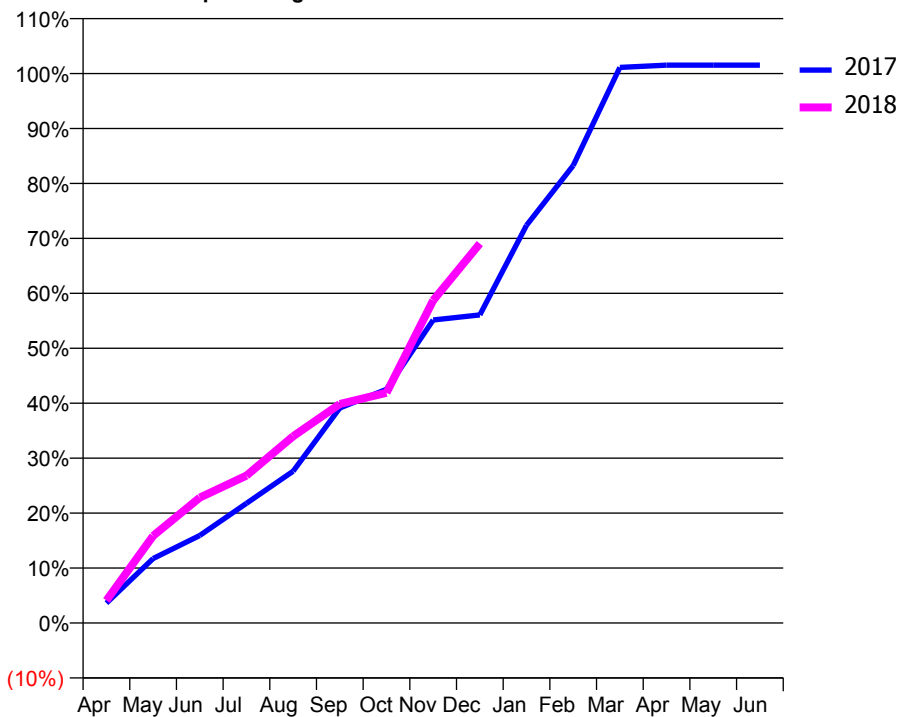
ACCESS*

Patients seen in 24 months	Total	Change since previous quarter
Quarter ending December 2016	597	
Quarter ending March 2017	621	↑
Quarter ending June 2017	635	↑
Quarter ending September 2017	619	↓
Quarter ending December 2017	663	↑
Variance since December 2016	11.1%	↑



ACTIVITY

Cumulative percentage of contracted UDA delivered 2017 & 2018



Month	Adjusted Scheduled Activity (UDA)	
	2017	2018
April	35	40
May	115	155
June	156	223
July	213	262
August	270	332
September	382	389
October	415	409
November	538	573
December	547	674
January	706	
February	812	
March	987	
April	991	
May	991	
June	991	

QUALITY

	Quantity	Base Number	Contract	AT	Region	England
% of FP17s for the same patient ID Re-attending within 3 months - Children	4	46	8.7%	10.0%	11.6%	12.0%
% of FP17s for the same patient ID Re-attending within 3 months - Adults	8	353	2.3%	15.6%	16.7%	15.9%
% of FP17s for the same patient ID Re-attending between 3 & 9 months - Children	16	46	34.8%	47.0%	47.3%	58.0%
% of FP17s for the same patient ID Re-attending between 3 & 9 months - Adults	76	353	21.5%	37.8%	38.3%	50.5%
% of FP17s for Band 1 Urgent Courses	5	395	1.3%	10.9%	10.5%	9.0%
% of FP17s Relating to Free Repair or Replacements	0	395	0.0%	0.6%	0.6%	0.8%
% of FP17s Relating to Continuations	0	395	0.0%	0.6%	0.8%	1.1%
% of Patients satisfied with the dentistry they have received	0	0	N/A	88.1%	89.0%	91.5%
% of Patients satisfied with the time they had to wait for an appointment	0	0	N/A	83.4%	84.2%	87.9%

* This is based on patients treated on this contract for their most recent course of treatment. Figures in italics indicate the base number of FP17s or Patient Questionnaire responses are less than 100. N/A is shown where the base number of responses is less than 10 during the period. % is calculated as Quantity/Base number*100

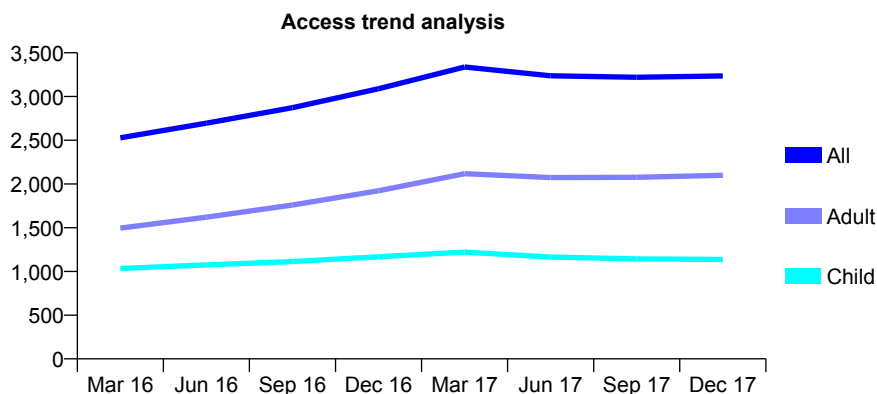
Q62 - Vital Signs At a Glance Contract Report for 766895/0004 - December 2017

Name or company name	MR M SOLTAN MOHAMMADI KHAYAT
Contract type name	GDS Contract
Purpose of contract	General
Contract start date	01/02/2015
Contract end date	

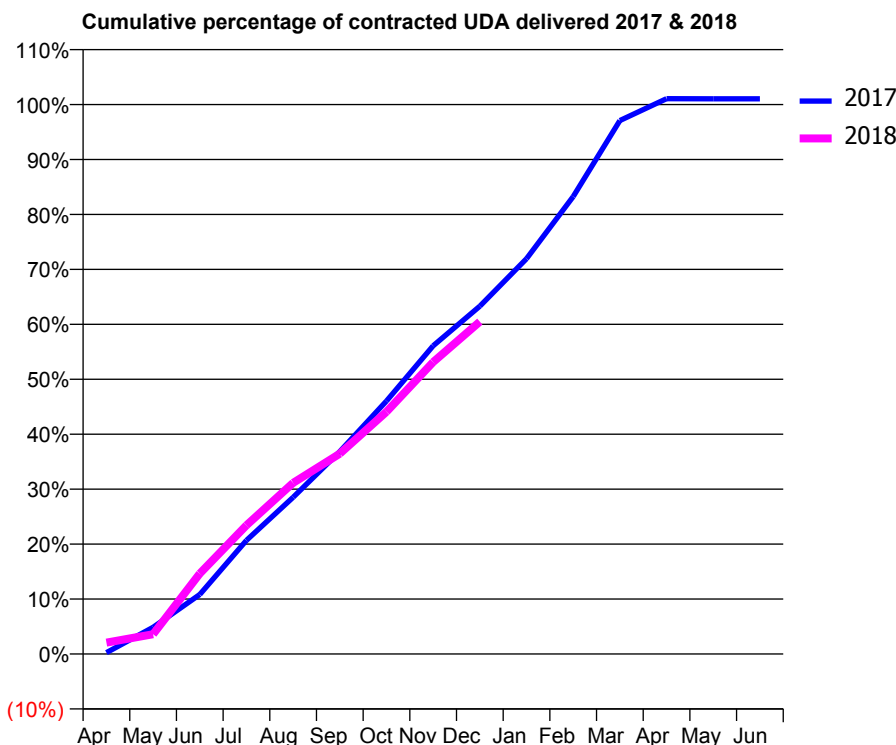
17/18 Contracted general activity (UDA)	9,365
Carry forward general activity (UDA)	-98
17/18 Contracted orthodontic activity (UOA)	0
Carry forward orthodontic activity (UOA)	0
Baseline contract value	£261,228.51

ACCESS*

Patients seen in 24 months	Total	Change since previous quarter
Quarter ending December 2016	3,089	
Quarter ending March 2017	3,338	↑
Quarter ending June 2017	3,237	↓
Quarter ending September 2017	3,220	→
Quarter ending December 2017	3,236	→
Variance since December 2016	4.8%	↑



ACTIVITY



Month	Adjusted Scheduled Activity (UDA)	
	2017	2018
April	24	195
May	455	337
June	1,015	1,372
July	1,937	2,193
August	2,672	2,918
September	3,452	3,415
October	4,312	4,129
November	5,252	4,976
December	5,927	5,665
January	6,737	
February	7,796	
March	9,093	
April	9,464	
May	9,463	
June	9,463	

QUALITY

	Quantity	Base Number	Contract	AT	Region	England
% of FP17s for the same patient ID Re-attending within 3 months - Children	106	1,159	9.1%	10.0%	11.6%	12.0%
% of FP17s for the same patient ID Re-attending within 3 months - Adults	190	1,575	12.1%	15.6%	16.7%	15.9%
% of FP17s for the same patient ID Re-attending between 3 & 9 months - Children	667	1,159	57.5%	47.0%	47.3%	58.0%
% of FP17s for the same patient ID Re-attending between 3 & 9 months - Adults	682	1,575	43.3%	37.8%	38.3%	50.5%
% of FP17s for Band 1 Urgent Courses	232	2,650	8.8%	10.9%	10.5%	9.0%
% of FP17s Relating to Free Repair or Replacements	6	2,650	0.2%	0.6%	0.6%	0.8%
% of FP17s Relating to Continuations	1	2,650	0.0%	0.6%	0.8%	1.1%
% of Patients satisfied with the dentistry they have received	1	1	N/A	88.1%	89.0%	91.5%
% of Patients satisfied with the time they had to wait for an appointment	0	1	N/A	83.4%	84.2%	87.9%

* This is based on patients treated on this contract for their most recent course of treatment. Figures in italics indicate the base number of FP17s or Patient Questionnaire responses are less than 100. N/A is shown where the base number of responses is less than 10 during the period. % is calculated as Quantity/Base number*100

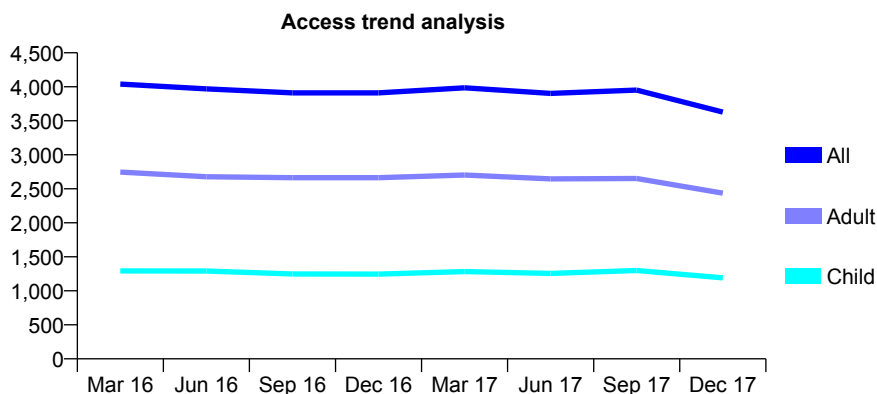
Q62 - Vital Signs At a Glance Contract Report for 767697/0002 - December 2017

Name or company name	MR F RAMEZANI
Contract type name	GDS Contract
Purpose of contract	General
Contract start date	01/04/2006
Contract end date	

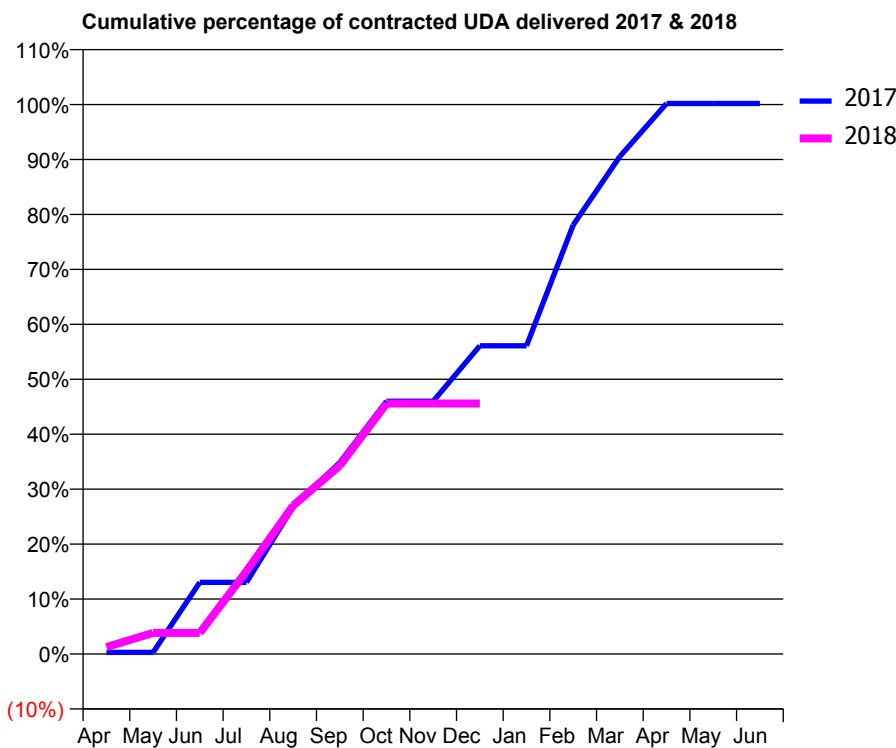
17/18 Contracted general activity (UDA)	8,692
Carry forward general activity (UDA)	-17
17/18 Contracted orthodontic activity (UOA)	0
Carry forward orthodontic activity (UOA)	0
Baseline contract value	£238,481.00

ACCESS*

Patients seen in 24 months	Total	Change since previous quarter
Quarter ending December 2016	3,911	
Quarter ending March 2017	3,986	→
Quarter ending June 2017	3,902	↓
Quarter ending September 2017	3,951	→
Quarter ending December 2017	3,629	↓
Variance since December 2016	(7.2%)	↓



ACTIVITY



Month	Adjusted Scheduled Activity (UDA)	
	2017	2018
April	27	111
May	27	335
June	1,133	335
July	1,133	1,311
August	2,327	2,349
September	3,031	2,981
October	3,998	3,962
November	3,998	3,962
December	4,875	3,962
January	4,875	
February	6,787	
March	7,872	
April	8,709	
May	8,709	
June	8,709	

QUALITY

	Quantity	Base Number	Contract	AT	Region	England
% of FP17s for the same patient ID Re-attending within 3 months - Children	31	664	4.7%	10.0%	11.6%	12.0%
% of FP17s for the same patient ID Re-attending within 3 months - Adults	81	1,158	7.0%	15.6%	16.7%	15.9%
% of FP17s for the same patient ID Re-attending between 3 & 9 months - Children	159	664	23.9%	47.0%	47.3%	58.0%
% of FP17s for the same patient ID Re-attending between 3 & 9 months - Adults	304	1,158	26.3%	37.8%	38.3%	50.5%
% of FP17s for Band 1 Urgent Courses	27	1,574	1.7%	10.9%	10.5%	9.0%
% of FP17s Relating to Free Repair or Replacements	2	1,574	0.1%	0.6%	0.6%	0.8%
% of FP17s Relating to Continuations	30	1,574	1.9%	0.6%	0.8%	1.1%
% of Patients satisfied with the dentistry they have received	4	4	N/A	88.1%	89.0%	91.5%
% of Patients satisfied with the time they had to wait for an appointment	3	4	N/A	83.4%	84.2%	87.9%

* This is based on patients treated on this contract for their most recent course of treatment. Figures in italics indicate the base number of FP17s or Patient Questionnaire responses are less than 100. N/A is shown where the base number of responses is less than 10 during the period. % is calculated as Quantity/Base number*100

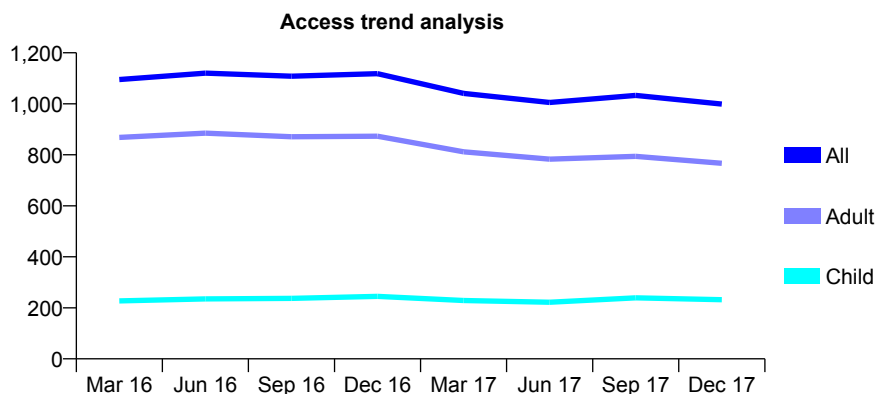
Q62 - Vital Signs At a Glance Contract Report for 768286/0001 - December 2017

Name or company name	MR NA BARAKJI
Contract type name	GDS Contract
Purpose of contract	General
Contract start date	01/04/2006
Contract end date	

17/18 Contracted general activity (UDA)	4,598
Carry forward general activity (UDA)	-29
17/18 Contracted orthodontic activity (UOA)	0
Carry forward orthodontic activity (UOA)	0
Baseline contract value	£149,800.16

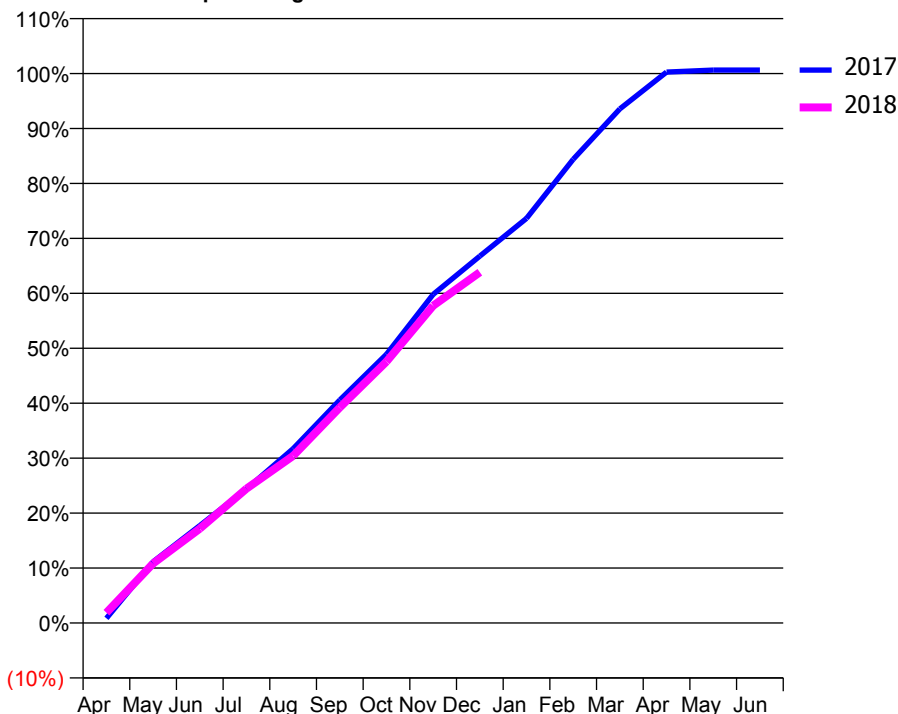
ACCESS*

Patients seen in 24 months	Total	Change since previous quarter
Quarter ending December 2016	1,118	
Quarter ending March 2017	1,041	↓
Quarter ending June 2017	1,005	↓
Quarter ending September 2017	1,033	↑
Quarter ending December 2017	999	↓
Variance since December 2016	(10.6%)	↓



ACTIVITY

Cumulative percentage of contracted UDA delivered 2017 & 2018



Month	Adjusted Scheduled Activity (UDA)	
	2017	2018
April	40	86
May	512	498
June	815	789
July	1,122	1,125
August	1,459	1,398
September	1,866	1,803
October	2,249	2,188
November	2,750	2,655
December	3,071	2,935
January	3,386	
February	3,880	
March	4,302	
April	4,610	
May	4,627	
June	4,627	

QUALITY

	Quantity	Base Number	Contract	AT	Region	England
% of FP17s for the same patient ID Re-attending within 3 months - Children	15	210	7.1%	10.0%	11.6%	12.0%
% of FP17s for the same patient ID Re-attending within 3 months - Adults	156	739	21.1%	15.6%	16.7%	15.9%
% of FP17s for the same patient ID Re-attending between 3 & 9 months - Children	79	210	37.6%	47.0%	47.3%	58.0%
% of FP17s for the same patient ID Re-attending between 3 & 9 months - Adults	304	739	41.1%	37.8%	38.3%	50.5%
% of FP17s for Band 1 Urgent Courses	159	890	17.9%	10.9%	10.5%	9.0%
% of FP17s Relating to Free Repair or Replacements	1	890	0.1%	0.6%	0.6%	0.8%
% of FP17s Relating to Continuations	10	890	1.1%	0.6%	0.8%	1.1%
% of Patients satisfied with the dentistry they have received	2	2	N/A	88.1%	89.0%	91.5%
% of Patients satisfied with the time they had to wait for an appointment	2	2	N/A	83.4%	84.2%	87.9%

* This is based on patients treated on this contract for their most recent course of treatment. Figures in italics indicate the base number of FP17s or Patient Questionnaire responses are less than 100. N/A is shown where the base number of responses is less than 10 during the period. % is calculated as Quantity/Base number*100

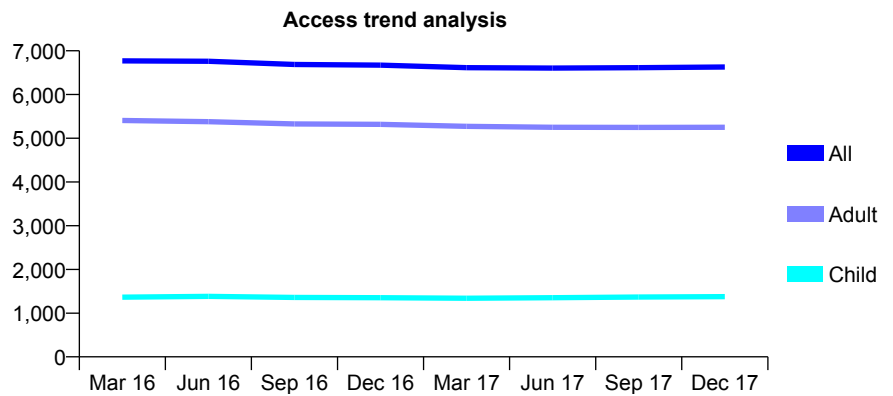
Q62 - Vital Signs At a Glance Contract Report for 768359/0001 - December 2017

Name or company name	MR KC SHAH
Contract type name	GDS Contract
Purpose of contract	General
Contract start date	01/04/2006
Contract end date	

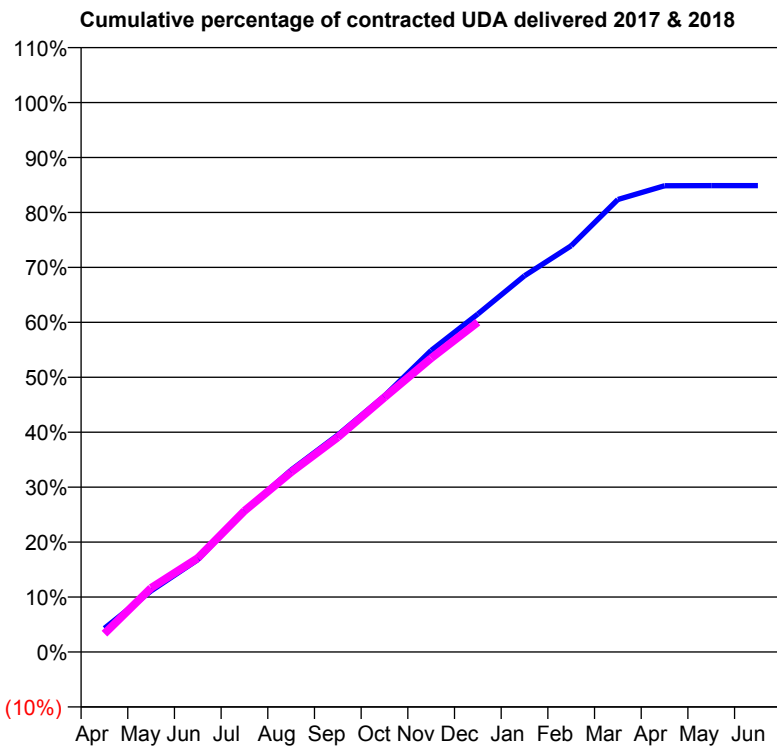
17/18 Contracted general activity (UDA)	22,099
Carry forward general activity (UDA)	0
17/18 Contracted orthodontic activity (UOA)	0
Carry forward orthodontic activity (UOA)	0
Baseline contract value	£657,215.79

ACCESS*

Patients seen in 24 months	Total	Change since previous quarter
Quarter ending December 2016	6,672	
Quarter ending March 2017	6,613	→
Quarter ending June 2017	6,606	→
Quarter ending September 2017	6,615	→
Quarter ending December 2017	6,628	→
Variance since December 2016	(0.7%)	→



ACTIVITY



Month	Adjusted Scheduled Activity (UDA)	
	2017	2018
April	950	737
May	2,457	2,579
June	3,713	3,779
July	5,677	5,679
August	7,320	7,232
September	8,727	8,636
October	10,299	10,241
November	12,129	11,818
December	13,593	13,267
January	15,132	
February	16,338	
March	18,201	
April	18,749	
May	18,755	
June	18,756	

QUALITY

	Quantity	Base Number	Contract	AT	Region	England
% of FP17s for the same patient ID Re-attending within 3 months - Children	72	1,375	5.2%	10.0%	11.6%	12.0%
% of FP17s for the same patient ID Re-attending within 3 months - Adults	632	4,658	13.6%	15.6%	16.7%	15.9%
% of FP17s for the same patient ID Re-attending between 3 & 9 months - Children	708	1,375	51.5%	47.0%	47.3%	58.0%
% of FP17s for the same patient ID Re-attending between 3 & 9 months - Adults	1,999	4,658	42.9%	37.8%	38.3%	50.5%
% of FP17s for Band 1 Urgent Courses	540	5,740	9.4%	10.9%	10.5%	9.0%
% of FP17s Relating to Free Repair or Replacements	31	5,740	0.5%	0.6%	0.6%	0.8%
% of FP17s Relating to Continuations	66	5,740	1.1%	0.6%	0.8%	1.1%
% of Patients satisfied with the dentistry they have received	7	7	N/A	88.1%	89.0%	91.5%
% of Patients satisfied with the time they had to wait for an appointment	6	7	N/A	83.4%	84.2%	87.9%

* This is based on patients treated on this contract for their most recent course of treatment. Figures in italics indicate the base number of FP17s or Patient Questionnaire responses are less than 100. N/A is shown where the base number of responses is less than 10 during the period. % is calculated as Quantity/Base number*100

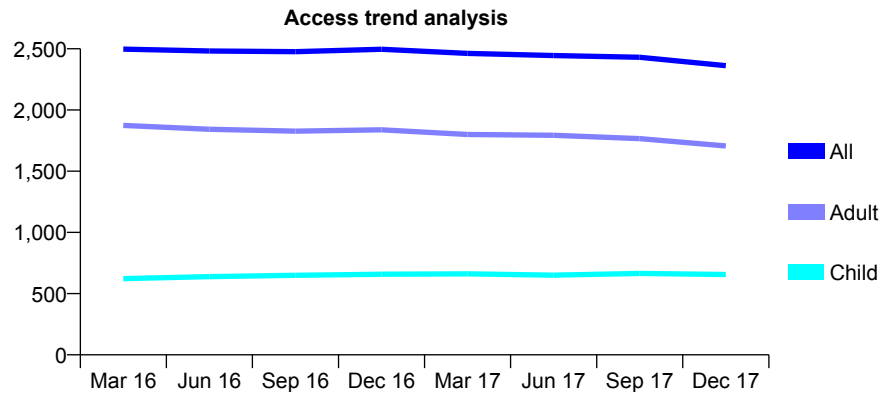
Q62 - Vital Signs At a Glance Contract Report for 769576/0001 - December 2017

Name or company name	MR E GANJEH KHOSRAVI
Contract type name	GDS Contract
Purpose of contract	General
Contract start date	01/04/2006
Contract end date	

17/18 Contracted general activity (UDA)	9,073
Carry forward general activity (UDA)	-3
17/18 Contracted orthodontic activity (UOA)	0
Carry forward orthodontic activity (UOA)	0
Baseline contract value	£278,670.12

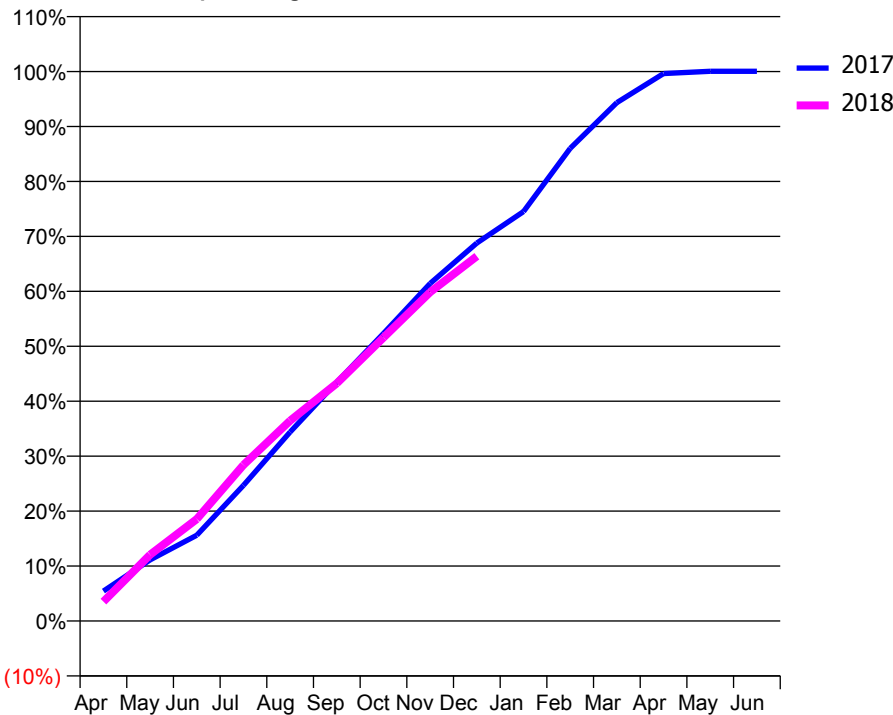
ACCESS*

Patients seen in 24 months	Total	Change since previous quarter
Quarter ending December 2016	2,496	
Quarter ending March 2017	2,462	↓
Quarter ending June 2017	2,445	→
Quarter ending September 2017	2,431	→
Quarter ending December 2017	2,362	↓
Variance since December 2016	(5.4%)	↓



ACTIVITY

Cumulative percentage of contracted UDA delivered 2017 & 2018



Month	Adjusted Scheduled Activity (UDA)	
	2017	2018
April	494	320
May	1,009	1,096
June	1,417	1,683
July	2,241	2,576
August	3,120	3,308
September	3,943	3,924
October	4,749	4,679
November	5,573	5,431
December	6,241	6,024
January	6,760	
February	7,805	
March	8,558	
April	9,039	
May	9,076	
June	9,076	

QUALITY

	Quantity	Base Number	Contract	AT	Region	England
% of FP17s for the same patient ID Re-attending within 3 months - Children	45	606	7.4%	10.0%	11.6%	12.0%
% of FP17s for the same patient ID Re-attending within 3 months - Adults	226	1,368	16.5%	15.6%	16.7%	15.9%
% of FP17s for the same patient ID Re-attending between 3 & 9 months - Children	281	606	46.4%	47.0%	47.3%	58.0%
% of FP17s for the same patient ID Re-attending between 3 & 9 months - Adults	479	1,368	35.0%	37.8%	38.3%	50.5%
% of FP17s for Band 1 Urgent Courses	339	1,847	18.4%	10.9%	10.5%	9.0%
% of FP17s Relating to Free Repair or Replacements	3	1,847	0.2%	0.6%	0.6%	0.8%
% of FP17s Relating to Continuations	6	1,847	0.3%	0.6%	0.8%	1.1%
% of Patients satisfied with the dentistry they have received	2	4	N/A	88.1%	89.0%	91.5%
% of Patients satisfied with the time they had to wait for an appointment	3	4	N/A	83.4%	84.2%	87.9%

* This is based on patients treated on this contract for their most recent course of treatment. Figures in italics indicate the base number of FP17s or Patient Questionnaire responses are less than 100. N/A is shown where the base number of responses is less than 10 during the period. % is calculated as Quantity/Base number*100

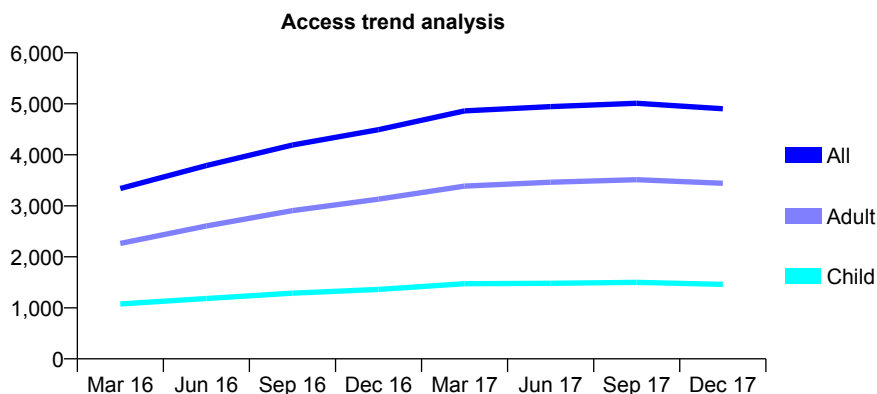
Q62 - Vital Signs At a Glance Contract Report for 770124/0002 - December 2017

Name or company name	MR DS NAR
Contract type name	GDS Contract
Purpose of contract	General
Contract start date	01/04/2015
Contract end date	

17/18 Contracted general activity (UDA)	16,141
Carry forward general activity (UDA)	-323
17/18 Contracted orthodontic activity (UOA)	0
Carry forward orthodontic activity (UOA)	0
Baseline contract value	£553,506.70

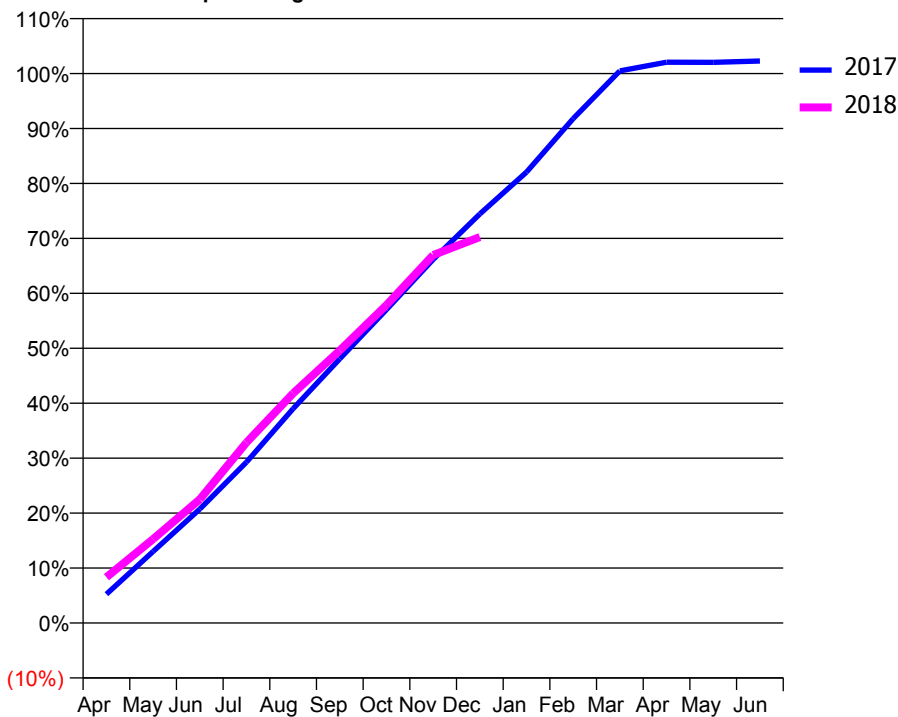
ACCESS*

Patients seen in 24 months	Total	Change since previous quarter
Quarter ending December 2016	4,493	
Quarter ending March 2017	4,861	↑
Quarter ending June 2017	4,944	→
Quarter ending September 2017	5,011	→
Quarter ending December 2017	4,902	↓
Variance since December 2016	9.1%	↑



ACTIVITY

Cumulative percentage of contracted UDA delivered 2017 & 2018



Month	Adjusted Scheduled Activity (UDA)	
	2017	2018
April	849	1,344
May	2,102	2,466
June	3,345	3,634
July	4,725	5,303
August	6,297	6,748
September	7,760	8,008
October	9,205	9,339
November	10,681	10,810
December	12,014	11,339
January	13,246	
February	14,815	
March	16,220	
April	16,474	
May	16,470	
June	16,506	

QUALITY

	Quantity	Base Number	Contract	AT	Region	England
% of FP17s for the same patient ID Re-attending within 3 months - Children	153	1,623	9.4%	10.0%	11.6%	12.0%
% of FP17s for the same patient ID Re-attending within 3 months - Adults	435	2,803	15.5%	15.6%	16.7%	15.9%
% of FP17s for the same patient ID Re-attending between 3 & 9 months - Children	991	1,623	61.1%	47.0%	47.3%	58.0%
% of FP17s for the same patient ID Re-attending between 3 & 9 months - Adults	1,217	2,803	43.4%	37.8%	38.3%	50.5%
% of FP17s for Band 1 Urgent Courses	381	4,304	8.9%	10.9%	10.5%	9.0%
% of FP17s Relating to Free Repair or Replacements	8	4,304	0.2%	0.6%	0.6%	0.8%
% of FP17s Relating to Continuations	23	4,304	0.5%	0.6%	0.8%	1.1%
% of Patients satisfied with the dentistry they have received	2	3	N/A	88.1%	89.0%	91.5%
% of Patients satisfied with the time they had to wait for an appointment	2	3	N/A	83.4%	84.2%	87.9%

* This is based on patients treated on this contract for their most recent course of treatment. Figures in italics indicate the base number of FP17s or Patient Questionnaire responses are less than 100. N/A is shown where the base number of responses is less than 10 during the period. % is calculated as Quantity/Base number*100

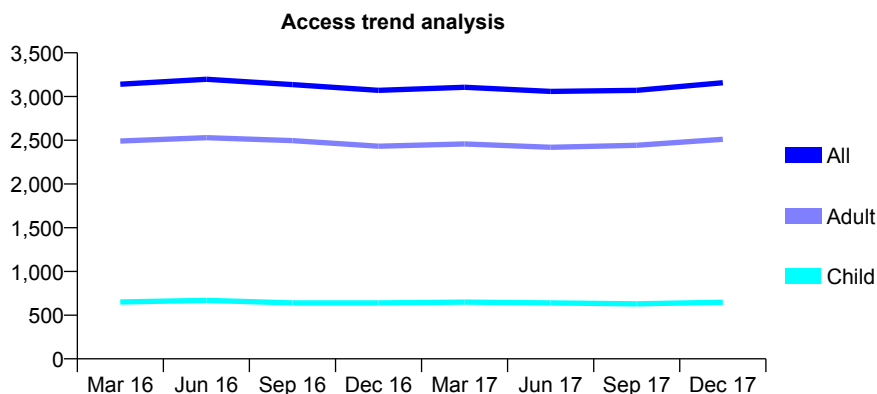
Q62 - Vital Signs At a Glance Contract Report for 771996/0001 - December 2017

Name or company name	MR H RAZBAN
Contract type name	GDS Contract
Purpose of contract	General
Contract start date	01/04/2006
Contract end date	

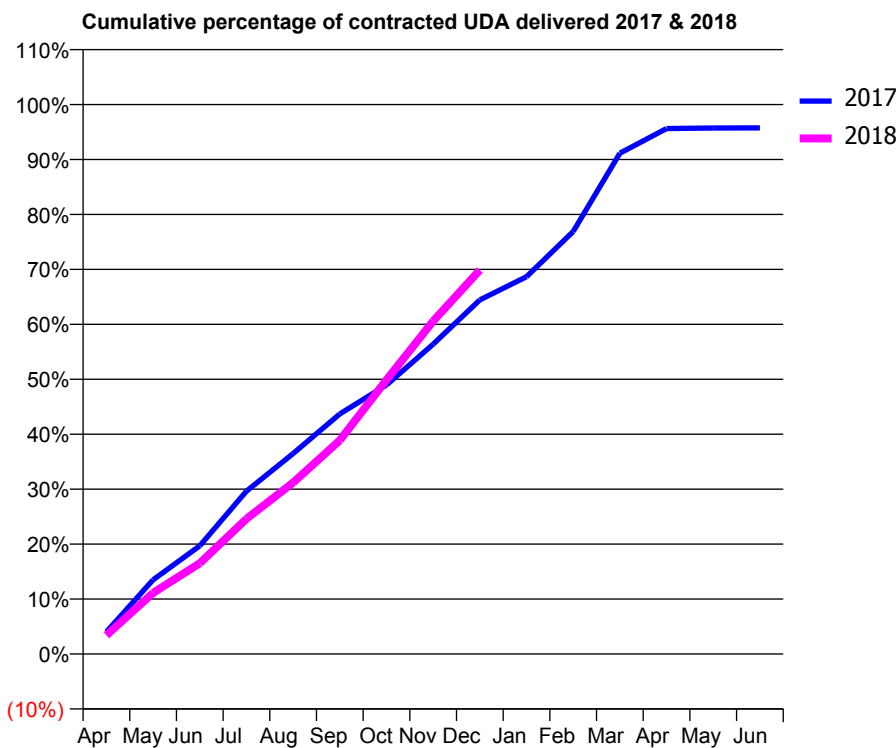
17/18 Contracted general activity (UDA)	10,339
Carry forward general activity (UDA)	0
17/18 Contracted orthodontic activity (UOA)	0
Carry forward orthodontic activity (UOA)	0
Baseline contract value	£311,105.46

ACCESS*

Patients seen in 24 months	Total	Change since previous quarter
Quarter ending December 2016	3,071	
Quarter ending March 2017	3,106	→
Quarter ending June 2017	3,058	↓
Quarter ending September 2017	3,071	→
Quarter ending December 2017	3,158	↑
Variance since December 2016	2.8%	↑



ACTIVITY



Month	Adjusted Scheduled Activity (UDA)	
	2017	2018
April	419	353
May	1,396	1,150
June	2,036	1,708
July	3,065	2,543
August	3,772	3,226
September	4,519	4,021
October	5,062	5,157
November	5,829	6,264
December	6,662	7,226
January	7,099	
February	7,949	
March	9,423	
April	9,886	
May	9,896	
June	9,899	

QUALITY

	Quantity	Base Number	Contract	AT	Region	England
% of FP17s for the same patient ID Re-attending within 3 months - Children	11	478	2.3%	10.0%	11.6%	12.0%
% of FP17s for the same patient ID Re-attending within 3 months - Adults	79	1,799	4.4%	15.6%	16.7%	15.9%
% of FP17s for the same patient ID Re-attending between 3 & 9 months - Children	137	478	28.7%	47.0%	47.3%	58.0%
% of FP17s for the same patient ID Re-attending between 3 & 9 months - Adults	449	1,799	25.0%	37.8%	38.3%	50.5%
% of FP17s for Band 1 Urgent Courses	139	2,144	6.5%	10.9%	10.5%	9.0%
% of FP17s Relating to Free Repair or Replacements	0	2,144	0.0%	0.6%	0.6%	0.8%
% of FP17s Relating to Continuations	9	2,144	0.4%	0.6%	0.8%	1.1%
% of Patients satisfied with the dentistry they have received	4	4	N/A	88.1%	89.0%	91.5%
% of Patients satisfied with the time they had to wait for an appointment	2	4	N/A	83.4%	84.2%	87.9%

* This is based on patients treated on this contract for their most recent course of treatment. Figures in italics indicate the base number of FP17s or Patient Questionnaire responses are less than 100. N/A is shown where the base number of responses is less than 10 during the period. % is calculated as Quantity/Base number*100

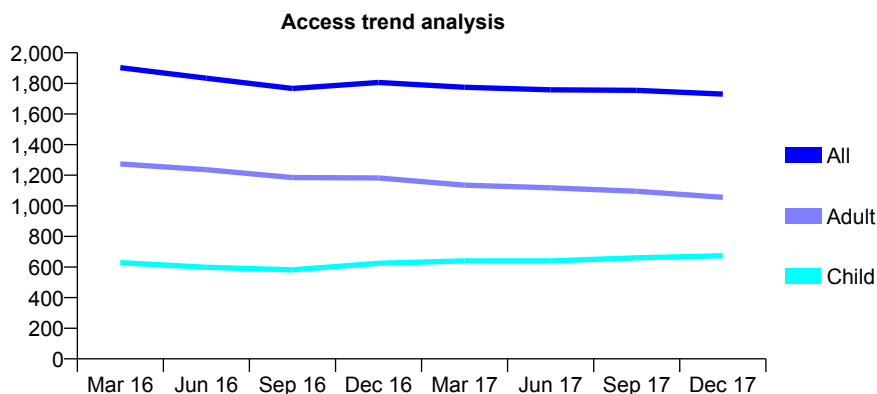
Q62 - Vital Signs At a Glance Contract Report for 774669/0001 - December 2017

Name or company name	The Dental Care Centre
Contract type name	GDS Contract
Purpose of contract	General
Contract start date	01/04/2006
Contract end date	

17/18 Contracted general activity (UDA)	3,197
Carry forward general activity (UDA)	-5
17/18 Contracted orthodontic activity (UOA)	0
Carry forward orthodontic activity (UOA)	0
Baseline contract value	£105,289.37

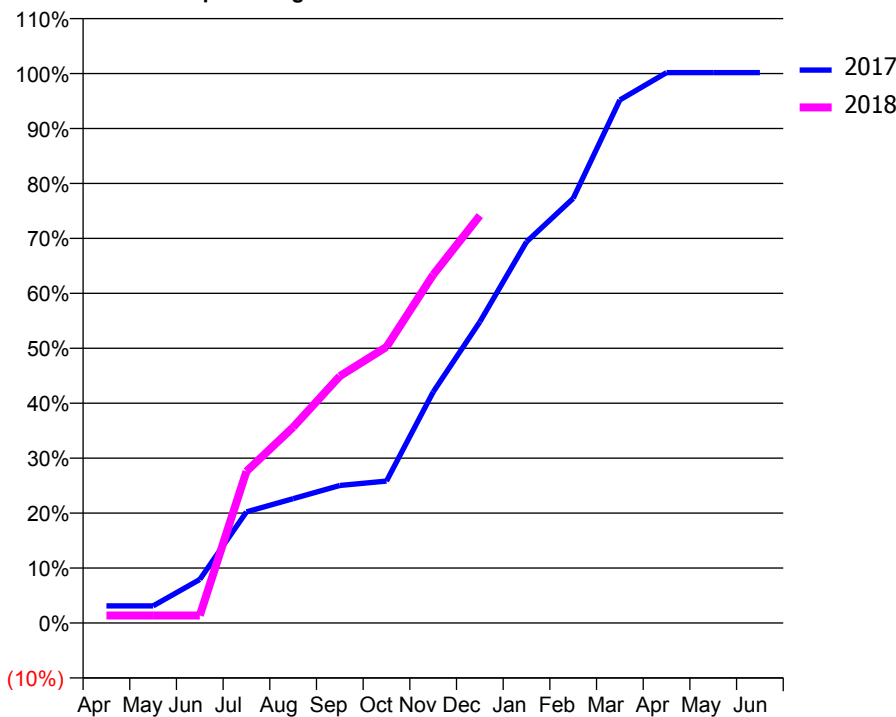
ACCESS*

Patients seen in 24 months	Total	Change since previous quarter
Quarter ending December 2016	1,806	
Quarter ending March 2017	1,775	↓
Quarter ending June 2017	1,758	→
Quarter ending September 2017	1,755	→
Quarter ending December 2017	1,730	↓
Variance since December 2016	(4.2%)	↓



ACTIVITY

Cumulative percentage of contracted UDA delivered 2017 & 2018



Month	Adjusted Scheduled Activity (UDA)	
	2017	2018
April	100	44
May	100	44
June	253	44
July	647	882
August	724	1,140
September	800	1,437
October	826	1,606
November	1,344	2,026
December	1,752	2,370
January	2,218	
February	2,470	
March	3,043	
April	3,202	
May	3,202	
June	3,202	

QUALITY

	Quantity	Base Number	Contract	AT	Region	England
% of FP17s for the same patient ID Re-attending within 3 months - Children	38	579	6.6%	10.0%	11.6%	12.0%
% of FP17s for the same patient ID Re-attending within 3 months - Adults	122	568	21.5%	15.6%	16.7%	15.9%
% of FP17s for the same patient ID Re-attending between 3 & 9 months - Children	220	579	38.0%	47.0%	47.3%	58.0%
% of FP17s for the same patient ID Re-attending between 3 & 9 months - Adults	163	568	28.7%	37.8%	38.3%	50.5%
% of FP17s for Band 1 Urgent Courses	128	1,108	11.6%	10.9%	10.5%	9.0%
% of FP17s Relating to Free Repair or Replacements	0	1,108	0.0%	0.6%	0.6%	0.8%
% of FP17s Relating to Continuations	2	1,108	0.2%	0.6%	0.8%	1.1%
% of Patients satisfied with the dentistry they have received	0	0	N/A	88.1%	89.0%	91.5%
% of Patients satisfied with the time they had to wait for an appointment	0	0	N/A	83.4%	84.2%	87.9%

* This is based on patients treated on this contract for their most recent course of treatment. Figures in italics indicate the base number of FP17s or Patient Questionnaire responses are less than 100. N/A is shown where the base number of responses is less than 10 during the period. % is calculated as Quantity/Base number*100

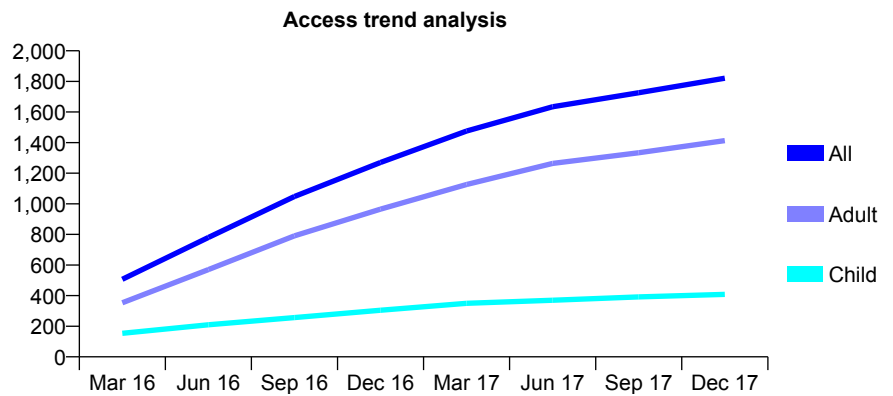
Q62 - Vital Signs At a Glance Contract Report for 775215/0011 - December 2017

Name or company name	MR C PATEL
Contract type name	GDS Contract
Purpose of contract	General
Contract start date	01/01/2016
Contract end date	

17/18 Contracted general activity (UDA)	7,200
Carry forward general activity (UDA)	124
17/18 Contracted orthodontic activity (UOA)	0
Carry forward orthodontic activity (UOA)	0
Baseline contract value	£219,146.42

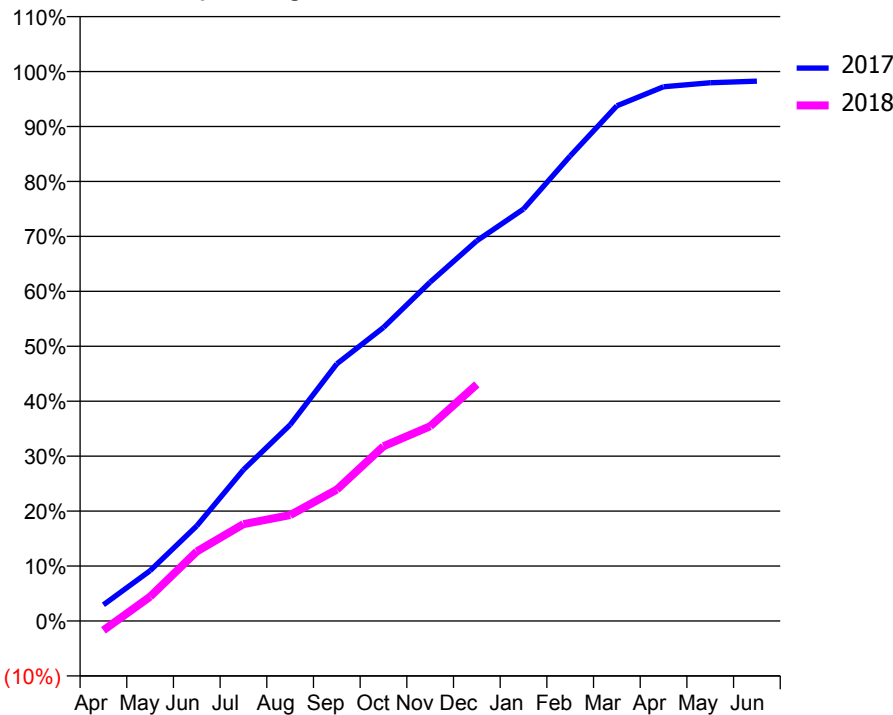
ACCESS*

Patients seen in 24 months	Total	Change since previous quarter
Quarter ending December 2016	1,270	
Quarter ending March 2017	1,476	↑
Quarter ending June 2017	1,634	↑
Quarter ending September 2017	1,726	↑
Quarter ending December 2017	1,821	↑
Variance since December 2016	43.4%	↑



ACTIVITY

Cumulative percentage of contracted UDA delivered 2017 & 2018



Month	Adjusted Scheduled Activity (UDA)	
	2017	2018
April	212	-124
May	659	318
June	1,247	912
July	1,981	1,269
August	2,572	1,388
September	3,370	1,721
October	3,846	2,289
November	4,441	2,551
December	4,982	3,101
January	5,398	
February	6,093	
March	6,751	
April	7,000	
May	7,052	
June	7,074	

QUALITY

	Quantity	Base Number	Contract	AT	Region	England
% of FP17s for the same patient ID Re-attending within 3 months - Children	28	337	8.3%	10.0%	11.6%	12.0%
% of FP17s for the same patient ID Re-attending within 3 months - Adults	110	864	12.7%	15.6%	16.7%	15.9%
% of FP17s for the same patient ID Re-attending between 3 & 9 months - Children	129	337	38.3%	47.0%	47.3%	58.0%
% of FP17s for the same patient ID Re-attending between 3 & 9 months - Adults	252	864	29.2%	37.8%	38.3%	50.5%
% of FP17s for Band 1 Urgent Courses	94	1,109	8.5%	10.9%	10.5%	9.0%
% of FP17s Relating to Free Repair or Replacements	0	1,109	0.0%	0.6%	0.6%	0.8%
% of FP17s Relating to Continuations	10	1,109	0.9%	0.6%	0.8%	1.1%
% of Patients satisfied with the dentistry they have received	0	1	N/A	88.1%	89.0%	91.5%
% of Patients satisfied with the time they had to wait for an appointment	1	1	N/A	83.4%	84.2%	87.9%

* This is based on patients treated on this contract for their most recent course of treatment. Figures in italics indicate the base number of FP17s or Patient Questionnaire responses are less than 100. N/A is shown where the base number of responses is less than 10 during the period. % is calculated as Quantity/Base number*100

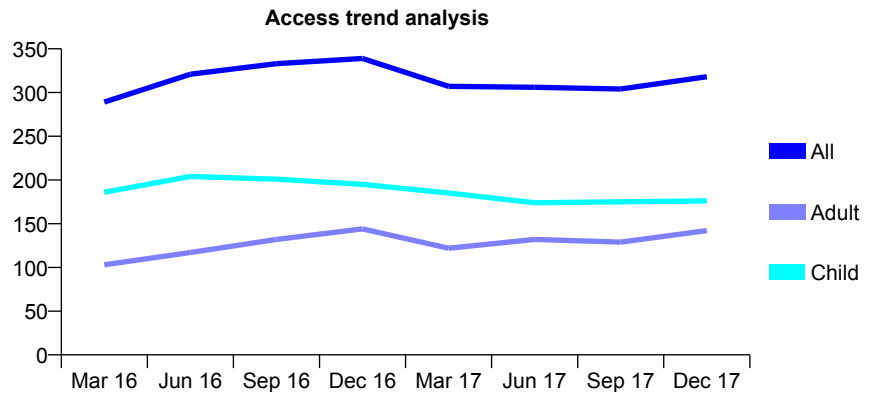
Q62 - Vital Signs At a Glance Contract Report for 784907/0001 - December 2017

Name or company name	MISS GA KSHIRSAGAR
Contract type name	GDS Contract
Purpose of contract	General
Contract start date	01/11/2014
Contract end date	

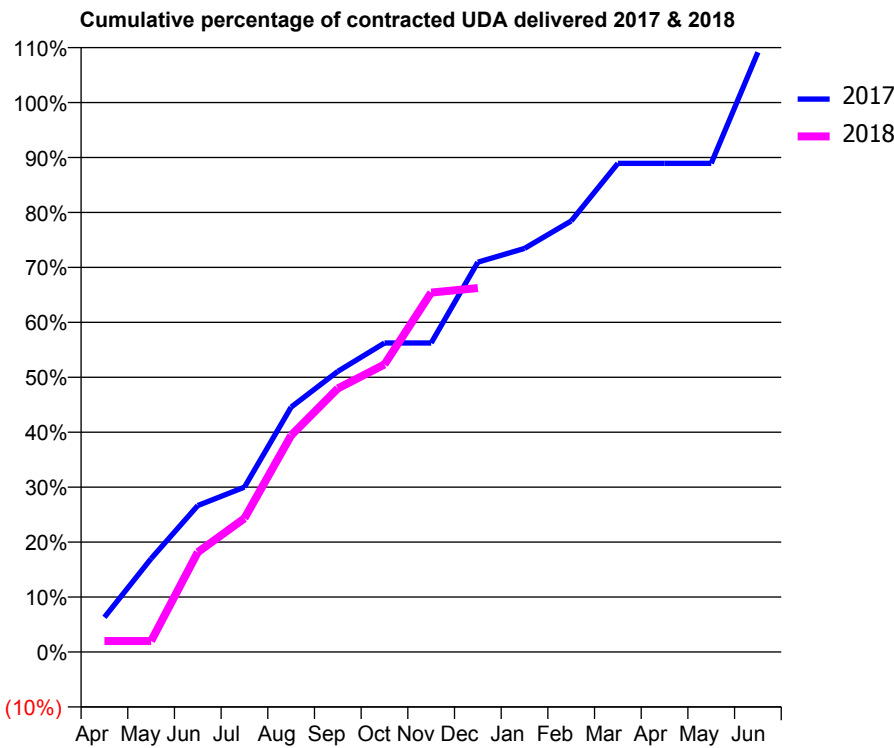
17/18 Contracted general activity (UDA)	600
Carry forward general activity (UDA)	-12
17/18 Contracted orthodontic activity (UOA)	0
Carry forward orthodontic activity (UOA)	0
Baseline contract value	£14,014.89

ACCESS*

Patients seen in 24 months	Total	Change since previous quarter
Quarter ending December 2016	339	
Quarter ending March 2017	307	↓
Quarter ending June 2017	306	→
Quarter ending September 2017	304	→
Quarter ending December 2017	318	↑
Variance since December 2016	(6.2%)	↓



ACTIVITY



Month	Adjusted Scheduled Activity (UDA)	
	2017	2018
April	38	12
May	102	12
June	160	109
July	180	146
August	267	237
September	306	288
October	337	314
November	337	392
December	426	397
January	441	
February	471	
March	534	
April	534	
May	534	
June	655	

QUALITY

	Quantity	Base Number	Contract	AT	Region	England
% of FP17s for the same patient ID Re-attending within 3 months - Children	1	120	0.8%	10.0%	11.6%	12.0%
% of FP17s for the same patient ID Re-attending within 3 months - Adults	6	92	6.5%	15.6%	16.7%	15.9%
% of FP17s for the same patient ID Re-attending between 3 & 9 months - Children	35	120	29.2%	47.0%	47.3%	58.0%
% of FP17s for the same patient ID Re-attending between 3 & 9 months - Adults	19	92	20.7%	37.8%	38.3%	50.5%
% of FP17s for Band 1 Urgent Courses	7	171	4.1%	10.9%	10.5%	9.0%
% of FP17s Relating to Free Repair or Replacements	0	171	0.0%	0.6%	0.6%	0.8%
% of FP17s Relating to Continuations	0	171	0.0%	0.6%	0.8%	1.1%
% of Patients satisfied with the dentistry they have received	0	0	N/A	88.1%	89.0%	91.5%
% of Patients satisfied with the time they had to wait for an appointment	0	0	N/A	83.4%	84.2%	87.9%

* This is based on patients treated on this contract for their most recent course of treatment. Figures in italics indicate the base number of FP17s or Patient Questionnaire responses are less than 100. N/A is shown where the base number of responses is less than 10 during the period. % is calculated as Quantity/Base number*100

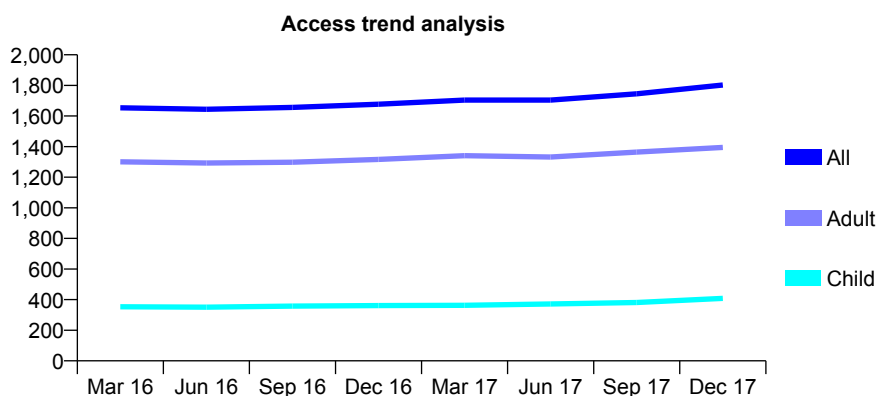
Q62 - Vital Signs At a Glance Contract Report for 785768/0001 - December 2017

Name or company name	MR V HRKALOVIC
Contract type name	GDS Contract
Purpose of contract	General
Contract start date	01/04/2006
Contract end date	

17/18 Contracted general activity (UDA)	6,127
Carry forward general activity (UDA)	-47
17/18 Contracted orthodontic activity (UOA)	0
Carry forward orthodontic activity (UOA)	0
Baseline contract value	£150,905.80

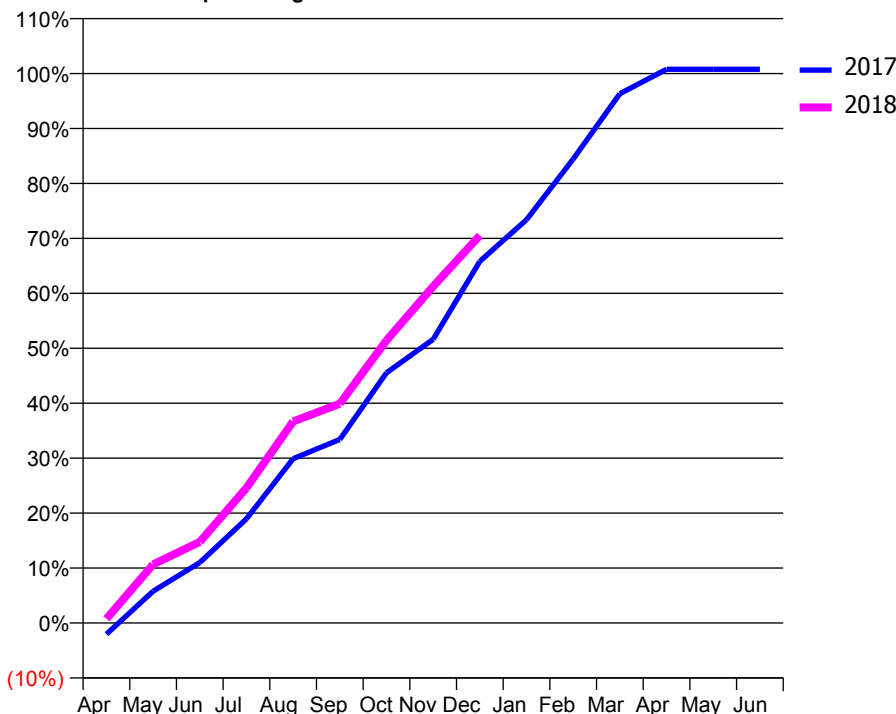
ACCESS*

Patients seen in 24 months	Total	Change since previous quarter
Quarter ending December 2016	1,677	
Quarter ending March 2017	1,704	→
Quarter ending June 2017	1,704	→
Quarter ending September 2017	1,745	↑
Quarter ending December 2017	1,803	↑
Variance since December 2016	7.5%	↑



ACTIVITY

Cumulative percentage of contracted UDA delivered 2017 & 2018



Month	Adjusted Scheduled Activity (UDA)	
	2017	2018
April	-126	47
May	354	654
June	674	904
July	1,161	1,507
August	1,833	2,248
September	2,047	2,446
October	2,791	3,152
November	3,164	3,753
December	4,034	4,321
January	4,496	
February	5,173	
March	5,902	
April	6,174	
May	6,174	
June	6,174	

QUALITY

	Quantity	Base Number	Contract	AT	Region	England
% of FP17s for the same patient ID Re-attending within 3 months - Children	12	350	3.4%	10.0%	11.6%	12.0%
% of FP17s for the same patient ID Re-attending within 3 months - Adults	36	905	4.0%	15.6%	16.7%	15.9%
% of FP17s for the same patient ID Re-attending between 3 & 9 months - Children	166	350	47.4%	47.0%	47.3%	58.0%
% of FP17s for the same patient ID Re-attending between 3 & 9 months - Adults	340	905	37.6%	37.8%	38.3%	50.5%
% of FP17s for Band 1 Urgent Courses	21	1,170	1.8%	10.9%	10.5%	9.0%
% of FP17s Relating to Free Repair or Replacements	3	1,170	0.3%	0.6%	0.6%	0.8%
% of FP17s Relating to Continuations	0	1,170	0.0%	0.6%	0.8%	1.1%
% of Patients satisfied with the dentistry they have received	5	6	N/A	88.1%	89.0%	91.5%
% of Patients satisfied with the time they had to wait for an appointment	5	6	N/A	83.4%	84.2%	87.9%

* This is based on patients treated on this contract for their most recent course of treatment. Figures in italics indicate the base number of FP17s or Patient Questionnaire responses are less than 100. N/A is shown where the base number of responses is less than 10 during the period. % is calculated as Quantity/Base number*100

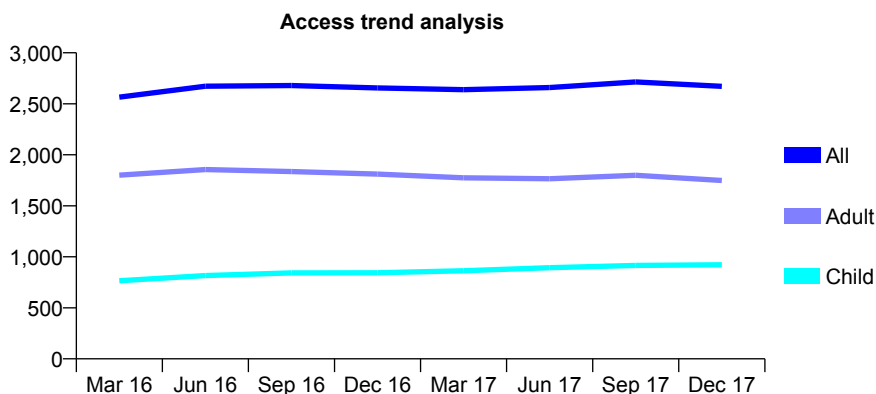
Q62 - Vital Signs At a Glance Contract Report for 785806/0002 - December 2017

Name or company name	MR M BHARDWAJ
Contract type name	GDS Contract
Purpose of contract	General
Contract start date	01/04/2014
Contract end date	

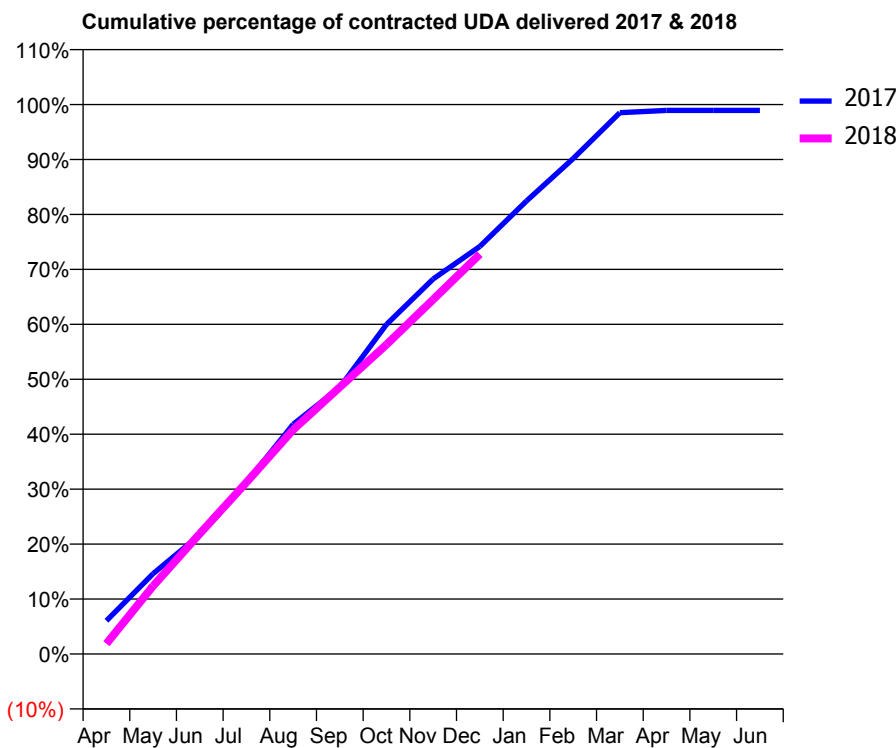
17/18 Contracted general activity (UDA)	6,181
Carry forward general activity (UDA)	66
17/18 Contracted orthodontic activity (UOA)	0
Carry forward orthodontic activity (UOA)	0
Baseline contract value	£176,902.83

ACCESS*

Patients seen in 24 months	Total	Change since previous quarter
Quarter ending December 2016	2,655	
Quarter ending March 2017	2,639	→
Quarter ending June 2017	2,659	→
Quarter ending September 2017	2,715	↑
Quarter ending December 2017	2,671	↓
Variance since December 2016	0.6%	→



ACTIVITY



Adjusted Scheduled Activity (UDA)		
Month	2017	2018
April	374	116
May	904	765
June	1,341	1,353
July	1,931	1,931
August	2,583	2,522
September	3,000	3,002
October	3,708	3,480
November	4,219	3,988
December	4,584	4,497
January	5,095	
February	5,572	
March	6,088	
April	6,114	
May	6,115	
June	6,115	

QUALITY

	Quantity	Base Number	Contract	AT	Region	England
% of FP17s for the same patient ID Re-attending within 3 months - Children	89	942	9.4%	10.0%	11.6%	12.0%
% of FP17s for the same patient ID Re-attending within 3 months - Adults	150	1,388	10.8%	15.6%	16.7%	15.9%
% of FP17s for the same patient ID Re-attending between 3 & 9 months - Children	460	942	48.8%	47.0%	47.3%	58.0%
% of FP17s for the same patient ID Re-attending between 3 & 9 months - Adults	573	1,388	41.3%	37.8%	38.3%	50.5%
% of FP17s for Band 1 Urgent Courses	95	2,311	4.1%	10.9%	10.5%	9.0%
% of FP17s Relating to Free Repair or Replacements	7	2,311	0.3%	0.6%	0.6%	0.8%
% of FP17s Relating to Continuations	11	2,311	0.5%	0.6%	0.8%	1.1%
% of Patients satisfied with the dentistry they have received	2	3	N/A	88.1%	89.0%	91.5%
% of Patients satisfied with the time they had to wait for an appointment	2	3	N/A	83.4%	84.2%	87.9%

* This is based on patients treated on this contract for their most recent course of treatment. Figures in italics indicate the base number of FP17s or Patient Questionnaire responses are less than 100. N/A is shown where the base number of responses is less than 10 during the period. % is calculated as Quantity/Base number*100

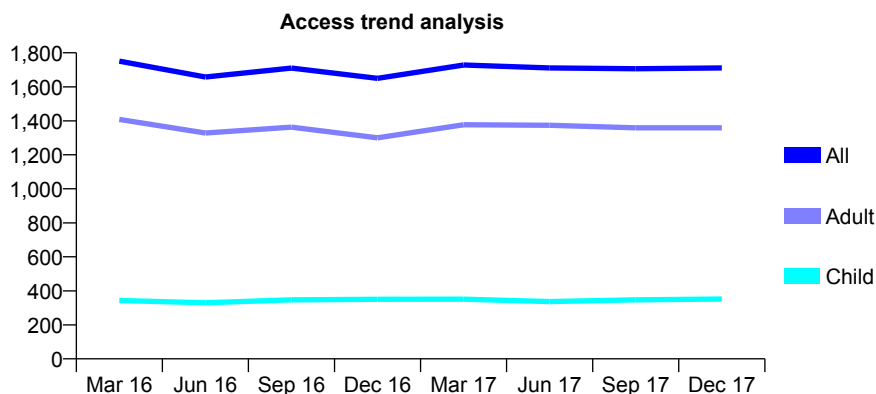
Q62 - Vital Signs At a Glance Contract Report for 786683/0001 - December 2017

Name or company name	MR MR FARIDRAD
Contract type name	GDS Contract
Purpose of contract	General
Contract start date	01/09/2008
Contract end date	

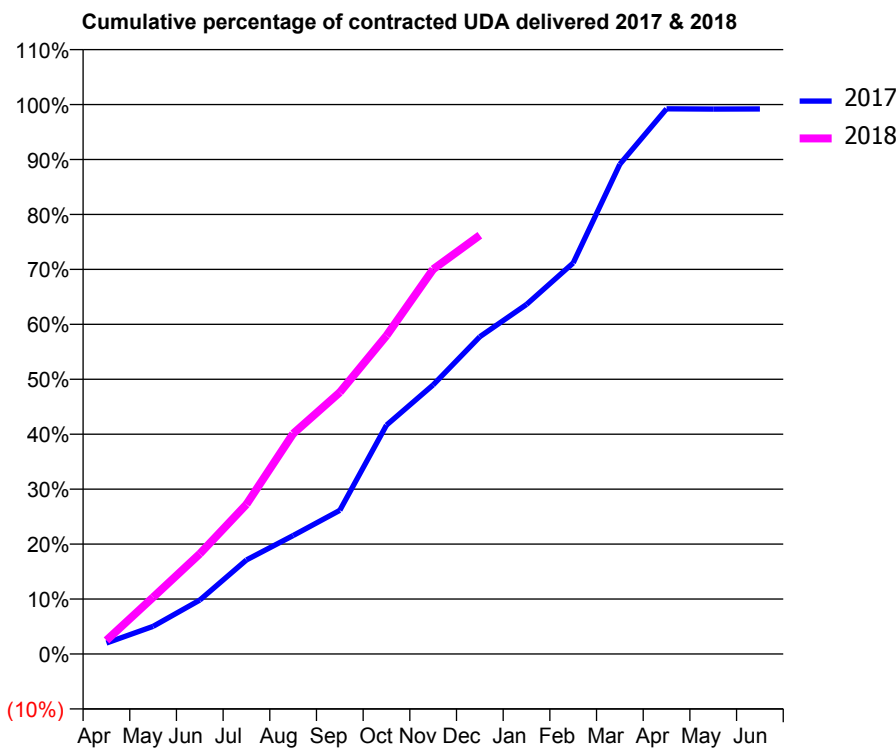
17/18 Contracted general activity (UDA)	5,270
Carry forward general activity (UDA)	0
17/18 Contracted orthodontic activity (UOA)	0
Carry forward orthodontic activity (UOA)	0
Baseline contract value	£167,994.37

ACCESS*

Patients seen in 24 months	Total	Change since previous quarter
Quarter ending December 2016	1,650	
Quarter ending March 2017	1,728	↑
Quarter ending June 2017	1,711	→
Quarter ending September 2017	1,706	→
Quarter ending December 2017	1,711	→
Variance since December 2016	3.7%	↑



ACTIVITY



Month	Adjusted Scheduled Activity (UDA)	
	2017	2018
April	105	131
May	266	545
June	518	962
July	902	1,436
August	1,136	2,113
September	1,379	2,510
October	2,196	3,054
November	2,581	3,691
December	3,043	4,016
January	3,352	
February	3,750	
March	4,697	
April	5,229	
May	5,226	
June	5,227	

QUALITY

	Quantity	Base Number	Contract	AT	Region	England
% of FP17s for the same patient ID Re-attending within 3 months - Children	20	311	6.4%	10.0%	11.6%	12.0%
% of FP17s for the same patient ID Re-attending within 3 months - Adults	136	1,124	12.1%	15.6%	16.7%	15.9%
% of FP17s for the same patient ID Re-attending between 3 & 9 months - Children	140	311	45.0%	47.0%	47.3%	58.0%
% of FP17s for the same patient ID Re-attending between 3 & 9 months - Adults	392	1,124	34.9%	37.8%	38.3%	50.5%
% of FP17s for Band 1 Urgent Courses	106	1,340	7.9%	10.9%	10.5%	9.0%
% of FP17s Relating to Free Repair or Replacements	16	1,340	1.2%	0.6%	0.6%	0.8%
% of FP17s Relating to Continuations	12	1,340	0.9%	0.6%	0.8%	1.1%
% of Patients satisfied with the dentistry they have received	1	2	N/A	88.1%	89.0%	91.5%
% of Patients satisfied with the time they had to wait for an appointment	1	2	N/A	83.4%	84.2%	87.9%

* This is based on patients treated on this contract for their most recent course of treatment. Figures in italics indicate the base number of FP17s or Patient Questionnaire responses are less than 100. N/A is shown where the base number of responses is less than 10 during the period. % is calculated as Quantity/Base number*100

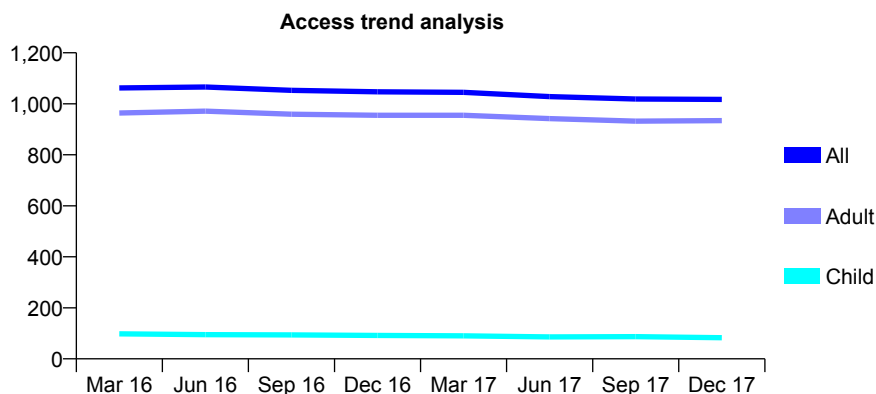
Q62 - Vital Signs At a Glance Contract Report for 801321/0001 - December 2017

Name or company name	MR AJ WEISS
Contract type name	GDS Contract
Purpose of contract	General
Contract start date	01/04/2006
Contract end date	

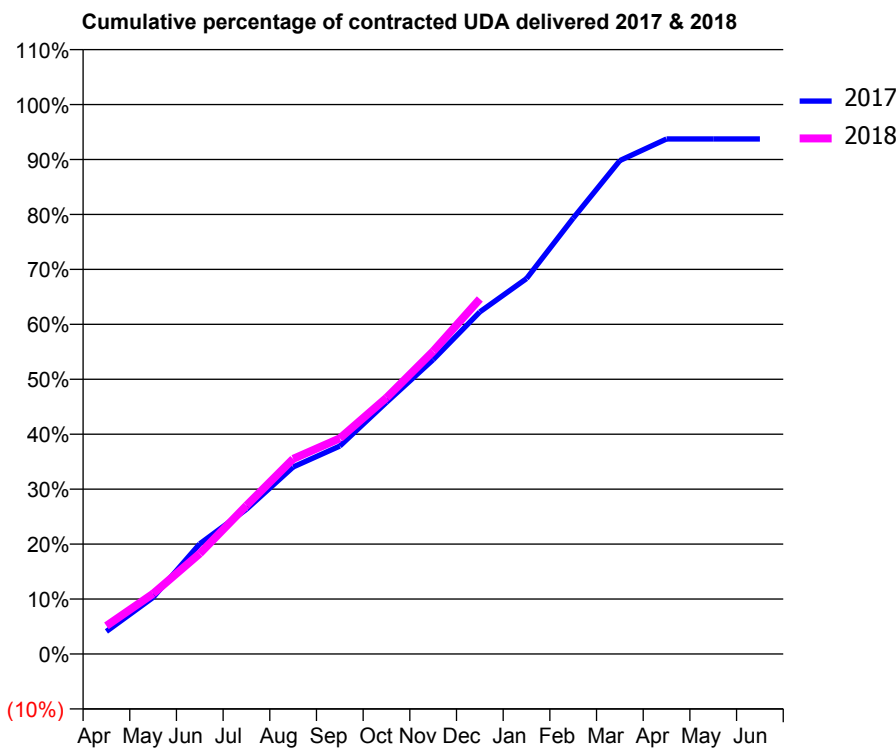
17/18 Contracted general activity (UDA)	4,000
Carry forward general activity (UDA)	0
17/18 Contracted orthodontic activity (UOA)	0
Carry forward orthodontic activity (UOA)	0
Baseline contract value	£87,789.52

ACCESS*

Patients seen in 24 months	Total	Change since previous quarter
Quarter ending December 2016	1,047	
Quarter ending March 2017	1,045	→
Quarter ending June 2017	1,028	↓
Quarter ending September 2017	1,019	→
Quarter ending December 2017	1,017	→
Variance since December 2016	(2.9%)	↓



ACTIVITY



Month	Adjusted Scheduled Activity (UDA)	
	2017	2018
April	165	206
May	412	439
June	802	732
July	1,054	1,080
August	1,361	1,421
September	1,514	1,570
October	1,832	1,865
November	2,143	2,204
December	2,490	2,584
January	2,733	
February	3,173	
March	3,592	
April	3,749	
May	3,749	
June	3,749	

QUALITY

	Quantity	Base Number	Contract	AT	Region	England
% of FP17s for the same patient ID Re-attending within 3 months - Children	5	69	7.2%	10.0%	11.6%	12.0%
% of FP17s for the same patient ID Re-attending within 3 months - Adults	190	1,077	17.6%	15.6%	16.7%	15.9%
% of FP17s for the same patient ID Re-attending between 3 & 9 months - Children	26	69	37.7%	47.0%	47.3%	58.0%
% of FP17s for the same patient ID Re-attending between 3 & 9 months - Adults	501	1,077	46.5%	37.8%	38.3%	50.5%
% of FP17s for Band 1 Urgent Courses	151	1,097	13.8%	10.9%	10.5%	9.0%
% of FP17s Relating to Free Repair or Replacements	0	1,097	0.0%	0.6%	0.6%	0.8%
% of FP17s Relating to Continuations	14	1,097	1.3%	0.6%	0.8%	1.1%
% of Patients satisfied with the dentistry they have received	2	2	N/A	88.1%	89.0%	91.5%
% of Patients satisfied with the time they had to wait for an appointment	2	2	N/A	83.4%	84.2%	87.9%

* This is based on patients treated on this contract for their most recent course of treatment. Figures in italics indicate the base number of FP17s or Patient Questionnaire responses are less than 100. N/A is shown where the base number of responses is less than 10 during the period. % is calculated as Quantity/Base number*100

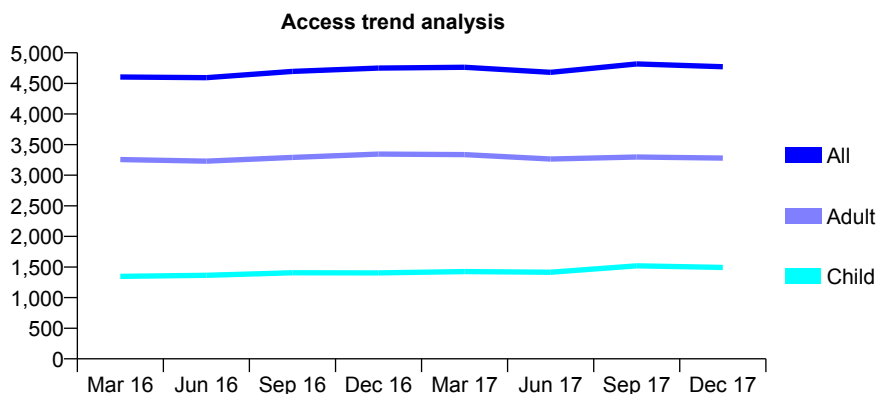
Q62 - Vital Signs At a Glance Contract Report for 808199/0001 - December 2017

Name or company name	MR BS BHOGAL
Contract type name	GDS Contract
Purpose of contract	General
Contract start date	01/04/2006
Contract end date	

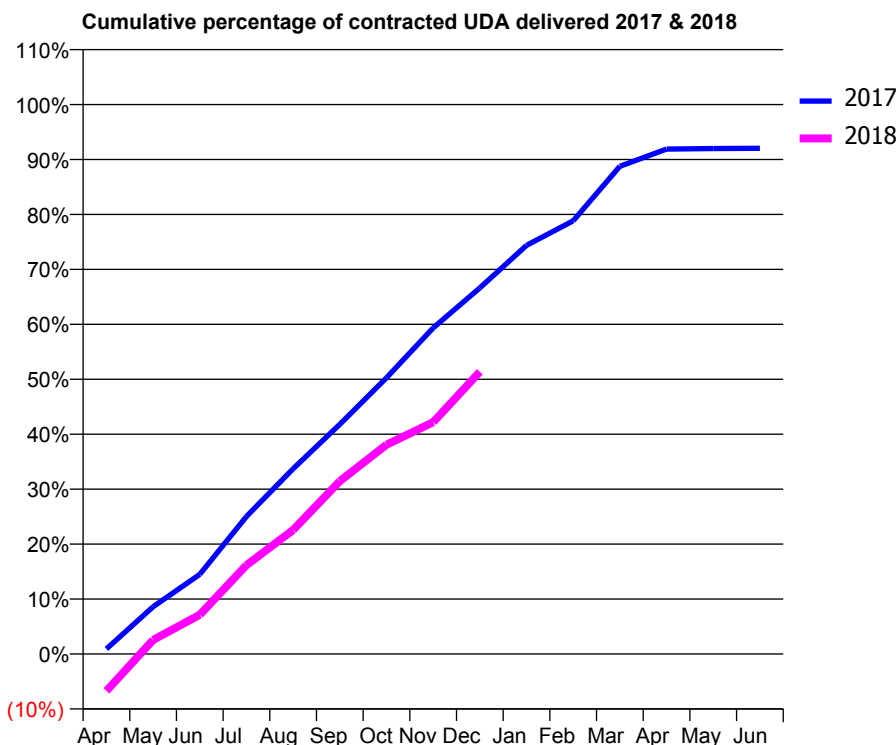
17/18 Contracted general activity (UDA)	13,604
Carry forward general activity (UDA)	916
17/18 Contracted orthodontic activity (UOA)	0
Carry forward orthodontic activity (UOA)	0
Baseline contract value	£455,004.49

ACCESS*

Patients seen in 24 months	Total	Change since previous quarter
Quarter ending December 2016	4,751	
Quarter ending March 2017	4,763	→
Quarter ending June 2017	4,680	↓
Quarter ending September 2017	4,817	↑
Quarter ending December 2017	4,773	→
Variance since December 2016	0.5%	→



ACTIVITY



Month	Adjusted Scheduled Activity (UDA)	
	2017	2018
April	126	-916
May	1,169	347
June	1,973	973
July	3,404	2,202
August	4,587	3,071
September	5,685	4,281
October	6,838	5,180
November	8,075	5,738
December	9,063	6,988
January	10,116	
February	10,723	
March	12,073	
April	12,500	
May	12,513	
June	12,520	

QUALITY

	Quantity	Base Number	Contract	AT	Region	England
% of FP17s for the same patient ID Re-attending within 3 months - Children	133	1,460	9.1%	10.0%	11.6%	12.0%
% of FP17s for the same patient ID Re-attending within 3 months - Adults	322	2,521	12.8%	15.6%	16.7%	15.9%
% of FP17s for the same patient ID Re-attending between 3 & 9 months - Children	737	1,460	50.5%	47.0%	47.3%	58.0%
% of FP17s for the same patient ID Re-attending between 3 & 9 months - Adults	1,013	2,521	40.2%	37.8%	38.3%	50.5%
% of FP17s for Band 1 Urgent Courses	491	3,766	13.0%	10.9%	10.5%	9.0%
% of FP17s Relating to Free Repair or Replacements	13	3,766	0.3%	0.6%	0.6%	0.8%
% of FP17s Relating to Continuations	28	3,766	0.7%	0.6%	0.8%	1.1%
% of Patients satisfied with the dentistry they have received	8	8	N/A	88.1%	89.0%	91.5%
% of Patients satisfied with the time they had to wait for an appointment	8	8	N/A	83.4%	84.2%	87.9%

* This is based on patients treated on this contract for their most recent course of treatment. Figures in italics indicate the base number of FP17s or Patient Questionnaire responses are less than 100. N/A is shown where the base number of responses is less than 10 during the period. % is calculated as Quantity/Base number*100

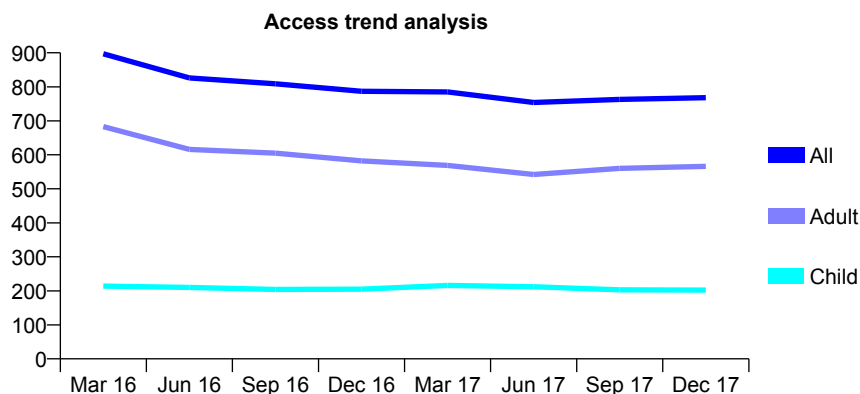
Q62 - Vital Signs At a Glance Contract Report for 812196/0001 - December 2017

Name or company name	MISS JP WATKINS
Contract type name	GDS Contract
Purpose of contract	General and Orthodontic
Contract start date	01/04/2006
Contract end date	

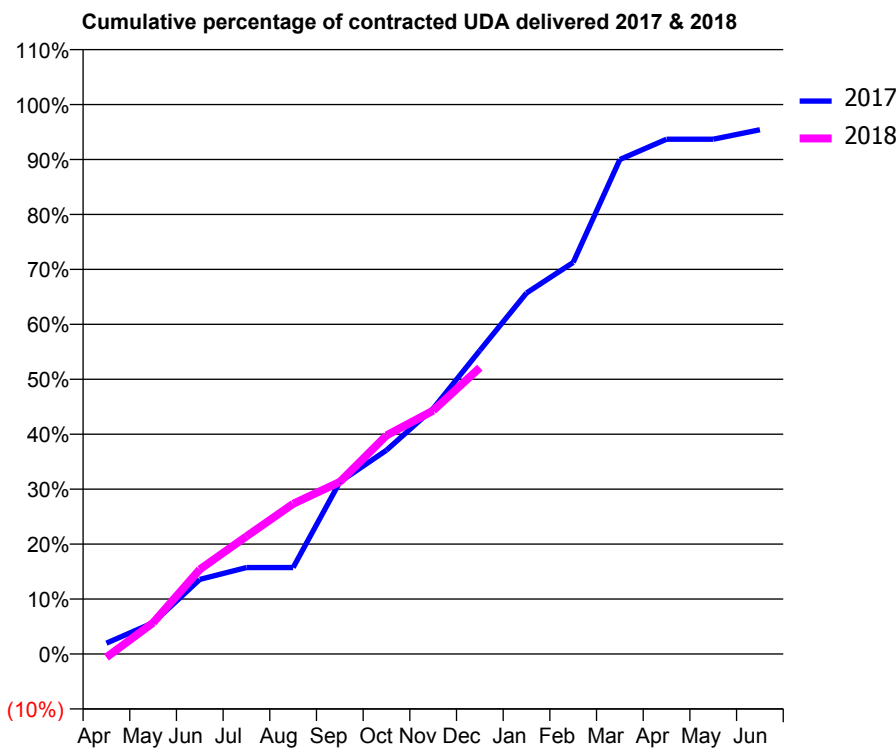
17/18 Contracted general activity (UDA)	1,719
Carry forward general activity (UDA)	79
17/18 Contracted orthodontic activity (UOA)	159
Carry forward orthodontic activity (UOA)	-3
Baseline contract value	£51,051.05

ACCESS*

Patients seen in 24 months	Total	Change since previous quarter
Quarter ending December 2016	787	
Quarter ending March 2017	785	→
Quarter ending June 2017	754	↓
Quarter ending September 2017	763	→
Quarter ending December 2017	768	→
Variance since December 2016	(2.4%)	↓



ACTIVITY



Month	Adjusted Scheduled Activity (UDA)	
	2017	2018
April	34	-11
May	98	98
June	234	265
July	271	368
August	271	470
September	538	538
October	638	684
November	768	761
December	950	896
January	1,130	
February	1,225	
March	1,547	
April	1,610	
May	1,610	
June	1,640	

QUALITY

	Quantity	Base Number	Contract	AT	Region	England
% of FP17s for the same patient ID Re-attending within 3 months - Children	11	148	7.4%	10.0%	11.6%	12.0%
% of FP17s for the same patient ID Re-attending within 3 months - Adults	40	388	10.3%	15.6%	16.7%	15.9%
% of FP17s for the same patient ID Re-attending between 3 & 9 months - Children	46	148	31.1%	47.0%	47.3%	58.0%
% of FP17s for the same patient ID Re-attending between 3 & 9 months - Adults	84	388	21.6%	37.8%	38.3%	50.5%
% of FP17s for Band 1 Urgent Courses	80	488	16.4%	10.9%	10.5%	9.0%
% of FP17s Relating to Free Repair or Replacements	6	488	1.2%	0.6%	0.6%	0.8%
% of FP17s Relating to Continuations	8	488	1.6%	0.6%	0.8%	1.1%
% of Patients satisfied with the dentistry they have received	1	1	N/A	88.1%	89.0%	91.5%
% of Patients satisfied with the time they had to wait for an appointment	1	1	N/A	83.4%	84.2%	87.9%

* This is based on patients treated on this contract for their most recent course of treatment. Figures in italics indicate the base number of FP17s or Patient Questionnaire responses are less than 100. N/A is shown where the base number of responses is less than 10 during the period. % is calculated as Quantity/Base number*100

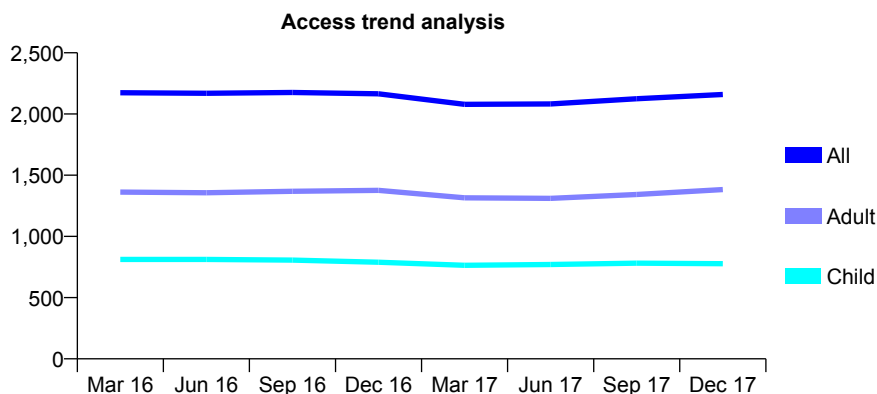
Q62 - Vital Signs At a Glance Contract Report for 813923/0002 - December 2017

Name or company name	MR JS MANDAIR
Contract type name	GDS Contract
Purpose of contract	General and Orthodontic
Contract start date	01/11/2006
Contract end date	

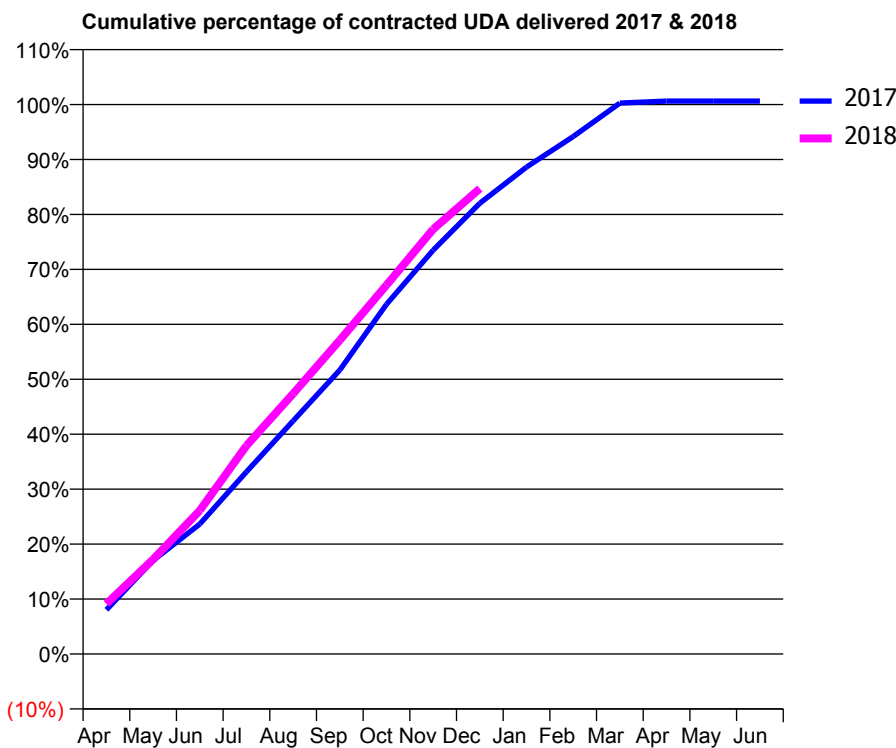
17/18 Contracted general activity (UDA)	4,546
Carry forward general activity (UDA)	-29
17/18 Contracted orthodontic activity (UOA)	533
Carry forward orthodontic activity (UOA)	0
Baseline contract value	£199,702.79

ACCESS*

Patients seen in 24 months	Total	Change since previous quarter
Quarter ending December 2016	2,165	
Quarter ending March 2017	2,079	↓
Quarter ending June 2017	2,082	→
Quarter ending September 2017	2,125	↑
Quarter ending December 2017	2,160	→
Variance since December 2016	(0.2%)	→



ACTIVITY



Month	Adjusted Scheduled Activity (UDA)	
	2017	2018
April	366	416
May	774	783
June	1,075	1,188
July	1,508	1,724
August	1,929	2,154
September	2,349	2,596
October	2,894	3,052
November	3,341	3,514
December	3,730	3,851
January	4,028	
February	4,281	
March	4,557	
April	4,575	
May	4,575	
June	4,575	

QUALITY

	Quantity	Base Number	Contract	AT	Region	England
% of FP17s for the same patient ID Re-attending within 3 months - Children	75	861	8.7%	10.0%	11.6%	12.0%
% of FP17s for the same patient ID Re-attending within 3 months - Adults	124	1,103	11.2%	15.6%	16.7%	15.9%
% of FP17s for the same patient ID Re-attending between 3 & 9 months - Children	435	861	50.5%	47.0%	47.3%	58.0%
% of FP17s for the same patient ID Re-attending between 3 & 9 months - Adults	403	1,103	36.5%	37.8%	38.3%	50.5%
% of FP17s for Band 1 Urgent Courses	93	1,907	4.9%	10.9%	10.5%	9.0%
% of FP17s Relating to Free Repair or Replacements	4	1,907	0.2%	0.6%	0.6%	0.8%
% of FP17s Relating to Continuations	6	1,907	0.3%	0.6%	0.8%	1.1%
% of Patients satisfied with the dentistry they have received	0	0	N/A	88.1%	89.0%	91.5%
% of Patients satisfied with the time they had to wait for an appointment	0	0	N/A	83.4%	84.2%	87.9%

* This is based on patients treated on this contract for their most recent course of treatment. Figures in italics indicate the base number of FP17s or Patient Questionnaire responses are less than 100. N/A is shown where the base number of responses is less than 10 during the period. % is calculated as Quantity/Base number*100

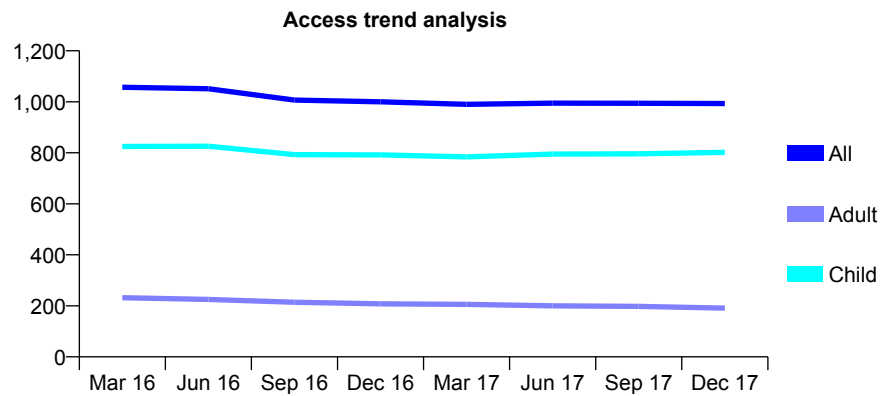
Q62 - Vital Signs At a Glance Contract Report for 825662/0001 - December 2017

Name or company name	MR J SINGH
Contract type name	GDS Contract
Purpose of contract	General
Contract start date	01/04/2006
Contract end date	

17/18 Contracted general activity (UDA)	2,696
Carry forward general activity (UDA)	-50
17/18 Contracted orthodontic activity (UOA)	0
Carry forward orthodontic activity (UOA)	0
Baseline contract value	£94,866.56

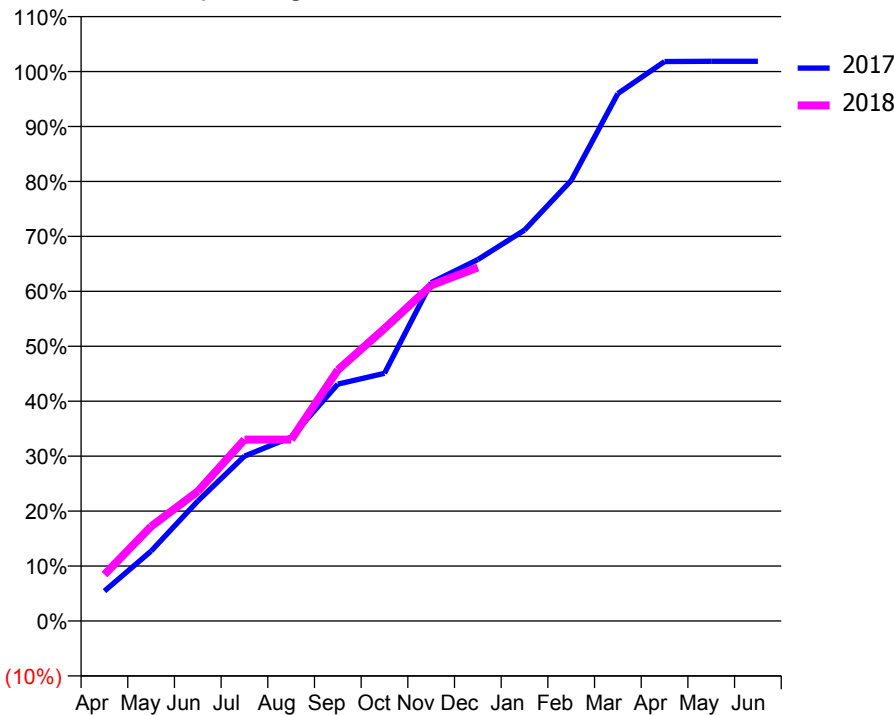
ACCESS*

Patients seen in 24 months	Total	Change since previous quarter
Quarter ending December 2016	1,000	
Quarter ending March 2017	990	↓
Quarter ending June 2017	995	→
Quarter ending September 2017	994	→
Quarter ending December 2017	993	→
Variance since December 2016	(0.7%)	→



ACTIVITY

Cumulative percentage of contracted UDA delivered 2017 & 2018



Month	Adjusted Scheduled Activity (UDA)	
	2017	2018
April	147	228
May	343	464
June	589	636
July	809	890
August	902	890
September	1,162	1,232
October	1,215	1,435
November	1,660	1,647
December	1,773	1,735
January	1,918	
February	2,161	
March	2,588	
April	2,745	
May	2,746	
June	2,746	

QUALITY

	Quantity	Base Number	Contract	AT	Region	England
% of FP17s for the same patient ID Re-attending within 3 months - Children	19	655	2.9%	10.0%	11.6%	12.0%
% of FP17s for the same patient ID Re-attending within 3 months - Adults	9	125	7.2%	15.6%	16.7%	15.9%
% of FP17s for the same patient ID Re-attending between 3 & 9 months - Children	135	655	20.6%	47.0%	47.3%	58.0%
% of FP17s for the same patient ID Re-attending between 3 & 9 months - Adults	33	125	26.4%	37.8%	38.3%	50.5%
% of FP17s for Band 1 Urgent Courses	5	735	0.7%	10.9%	10.5%	9.0%
% of FP17s Relating to Free Repair or Replacements	0	735	0.0%	0.6%	0.6%	0.8%
% of FP17s Relating to Continuations	0	735	0.0%	0.6%	0.8%	1.1%
% of Patients satisfied with the dentistry they have received	1	1	N/A	88.1%	89.0%	91.5%
% of Patients satisfied with the time they had to wait for an appointment	1	1	N/A	83.4%	84.2%	87.9%

* This is based on patients treated on this contract for their most recent course of treatment. Figures in italics indicate the base number of FP17s or Patient Questionnaire responses are less than 100. N/A is shown where the base number of responses is less than 10 during the period. % is calculated as Quantity/Base number*100

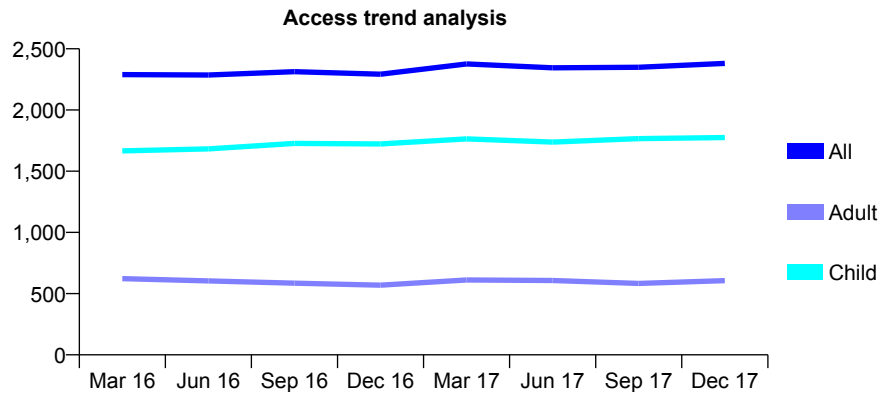
Q62 - Vital Signs At a Glance Contract Report for 825786/0001 - December 2017

Name or company name	MISS F RAHEMTULLA
Contract type name	GDS Contract
Purpose of contract	General
Contract start date	01/04/2006
Contract end date	

17/18 Contracted general activity (UDA)	6,732
Carry forward general activity (UDA)	-135
17/18 Contracted orthodontic activity (UOA)	0
Carry forward orthodontic activity (UOA)	0
Baseline contract value	£206,839.60

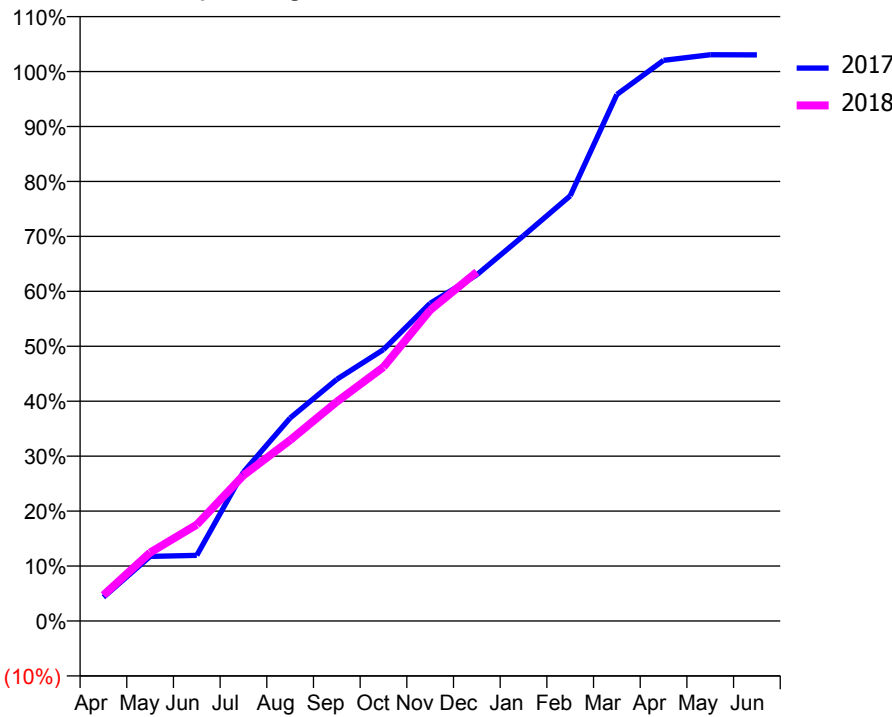
ACCESS*

Patients seen in 24 months	Total	Change since previous quarter
Quarter ending December 2016	2,292	
Quarter ending March 2017	2,376	↑
Quarter ending June 2017	2,345	↓
Quarter ending September 2017	2,349	→
Quarter ending December 2017	2,381	→
Variance since December 2016	3.9%	↑



ACTIVITY

Cumulative percentage of contracted UDA delivered 2017 & 2018



Adjusted Scheduled Activity (UDA)		
Month	2017	2018
April	291	316
May	792	839
June	804	1,180
July	1,825	1,784
August	2,488	2,216
September	2,960	2,686
October	3,326	3,111
November	3,892	3,808
December	4,241	4,277
January	4,721	
February	5,209	
March	6,450	
April	6,869	
May	6,937	
June	6,936	

QUALITY

	Quantity	Base Number	Contract	AT	Region	England
% of FP17s for the same patient ID Re-attending within 3 months - Children	74	1,660	4.5%	10.0%	11.6%	12.0%
% of FP17s for the same patient ID Re-attending within 3 months - Adults	20	471	4.2%	15.6%	16.7%	15.9%
% of FP17s for the same patient ID Re-attending between 3 & 9 months - Children	877	1,660	52.8%	47.0%	47.3%	58.0%
% of FP17s for the same patient ID Re-attending between 3 & 9 months - Adults	253	471	53.7%	37.8%	38.3%	50.5%
% of FP17s for Band 1 Urgent Courses	89	1,981	4.5%	10.9%	10.5%	9.0%
% of FP17s Relating to Free Repair or Replacements	0	1,981	0.0%	0.6%	0.6%	0.8%
% of FP17s Relating to Continuations	1	1,981	0.1%	0.6%	0.8%	1.1%
% of Patients satisfied with the dentistry they have received	0	0	N/A	88.1%	89.0%	91.5%
% of Patients satisfied with the time they had to wait for an appointment	0	0	N/A	83.4%	84.2%	87.9%

* This is based on patients treated on this contract for their most recent course of treatment. Figures in italics indicate the base number of FP17s or Patient Questionnaire responses are less than 100. N/A is shown where the base number of responses is less than 10 during the period. % is calculated as Quantity/Base number*100

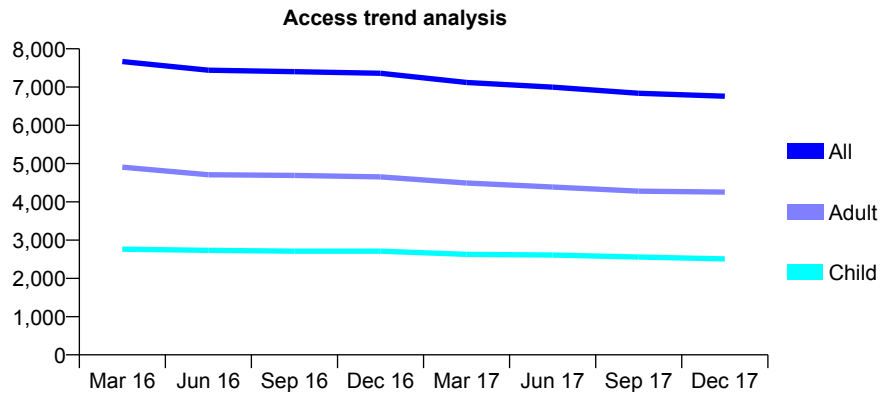
Q62 - Vital Signs At a Glance Contract Report for 825948/0005 - December 2017

Name or company name	MR JK KOTECHA
Contract type name	GDS Contract
Purpose of contract	General
Contract start date	01/04/2006
Contract end date	

17/18 Contracted general activity (UDA)	20,643
Carry forward general activity (UDA)	-413
17/18 Contracted orthodontic activity (UOA)	0
Carry forward orthodontic activity (UOA)	0
Baseline contract value	£495,566.18

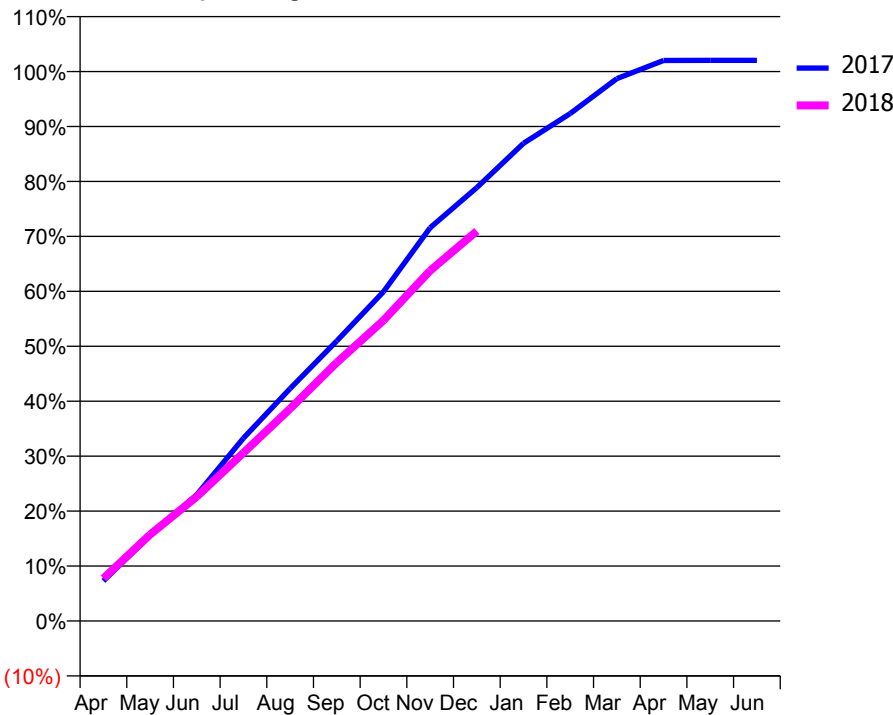
ACCESS*

Patients seen in 24 months	Total	Change since previous quarter
Quarter ending December 2016	7,360	
Quarter ending March 2017	7,119	↓
Quarter ending June 2017	6,998	↓
Quarter ending September 2017	6,836	↓
Quarter ending December 2017	6,761	↓
Variance since December 2016	(8.1%)	↓



ACTIVITY

Cumulative percentage of contracted UDA delivered 2017 & 2018



Month	Adjusted Scheduled Activity (UDA)	
	2017	2018
April	1,506	1,602
May	3,221	3,247
June	4,747	4,670
July	6,873	6,320
August	8,733	7,980
September	10,522	9,713
October	12,372	11,295
November	14,773	13,162
December	16,282	14,648
January	17,944	
February	19,062	
March	20,376	
April	21,056	
May	21,063	
June	21,062	

QUALITY

	Quantity	Base Number	Contract	AT	Region	England
% of FP17s for the same patient ID Re-attending within 3 months - Children	161	2,846	5.7%	10.0%	11.6%	12.0%
% of FP17s for the same patient ID Re-attending within 3 months - Adults	457	3,815	12.0%	15.6%	16.7%	15.9%
% of FP17s for the same patient ID Re-attending between 3 & 9 months - Children	1,726	2,846	60.6%	47.0%	47.3%	58.0%
% of FP17s for the same patient ID Re-attending between 3 & 9 months - Adults	1,909	3,815	50.0%	37.8%	38.3%	50.5%
% of FP17s for Band 1 Urgent Courses	487	6,427	7.6%	10.9%	10.5%	9.0%
% of FP17s Relating to Free Repair or Replacements	43	6,427	0.7%	0.6%	0.6%	0.8%
% of FP17s Relating to Continuations	23	6,427	0.4%	0.6%	0.8%	1.1%
% of Patients satisfied with the dentistry they have received	6	6	N/A	88.1%	89.0%	91.5%
% of Patients satisfied with the time they had to wait for an appointment	4	6	N/A	83.4%	84.2%	87.9%

* This is based on patients treated on this contract for their most recent course of treatment. Figures in italics indicate the base number of FP17s or Patient Questionnaire responses are less than 100. N/A is shown where the base number of responses is less than 10 during the period. % is calculated as Quantity/Base number*100

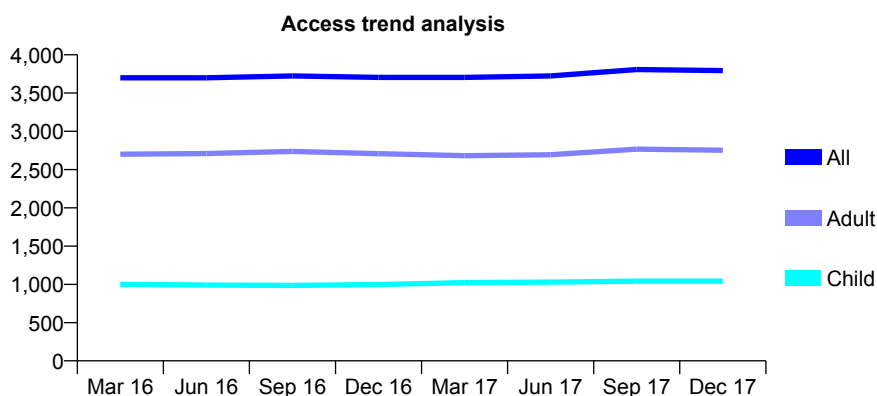
Q62 - Vital Signs At a Glance Contract Report for 825956/0001 - December 2017

Name or company name	MR RG RENTON
Contract type name	GDS Contract
Purpose of contract	General
Contract start date	01/04/2006
Contract end date	

17/18 Contracted general activity (UDA)	5,946
Carry forward general activity (UDA)	0
17/18 Contracted orthodontic activity (UOA)	0
Carry forward orthodontic activity (UOA)	0
Baseline contract value	£166,936.70

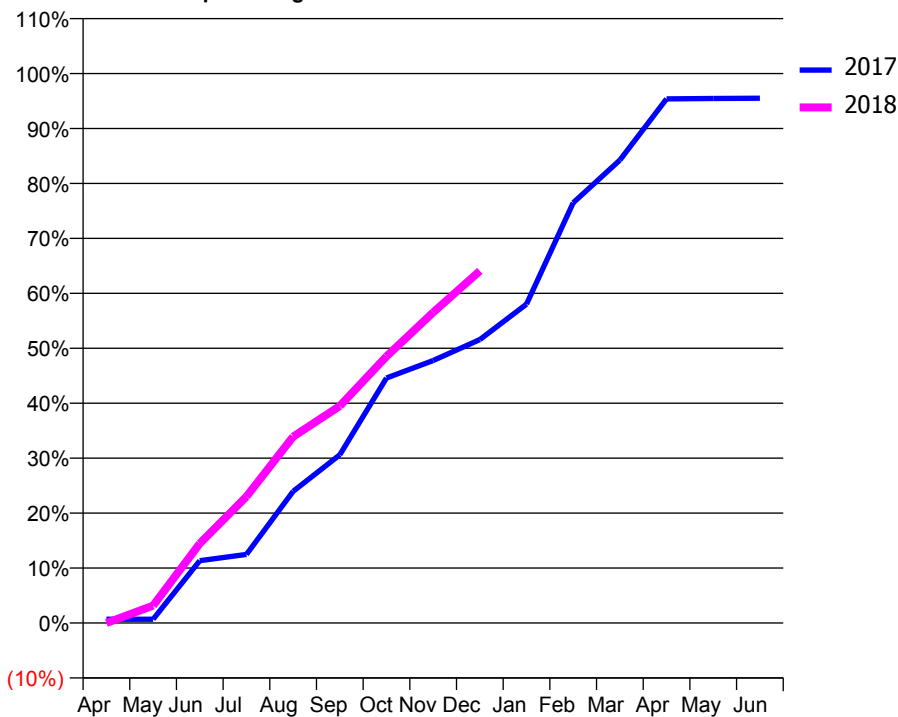
ACCESS*

Patients seen in 24 months	Total	Change since previous quarter
Quarter ending December 2016	3,704	
Quarter ending March 2017	3,705	→
Quarter ending June 2017	3,724	→
Quarter ending September 2017	3,808	↑
Quarter ending December 2017	3,794	→
Variance since December 2016	2.4%	↑



ACTIVITY

Cumulative percentage of contracted UDA delivered 2017 & 2018



Month	Adjusted Scheduled Activity (UDA)	
	2017	2018
April	41	0
May	41	188
June	674	861
July	742	1,368
August	1,425	2,016
September	1,820	2,348
October	2,652	2,885
November	2,841	3,361
December	3,067	3,811
January	3,451	
February	4,547	
March	5,010	
April	5,671	
May	5,675	
June	5,678	

QUALITY

	Quantity	Base Number	Contract	AT	Region	England
% of FP17s for the same patient ID Re-attending within 3 months - Children	11	750	1.5%	10.0%	11.6%	12.0%
% of FP17s for the same patient ID Re-attending within 3 months - Adults	188	2,077	9.1%	15.6%	16.7%	15.9%
% of FP17s for the same patient ID Re-attending between 3 & 9 months - Children	213	750	28.4%	47.0%	47.3%	58.0%
% of FP17s for the same patient ID Re-attending between 3 & 9 months - Adults	703	2,077	33.8%	37.8%	38.3%	50.5%
% of FP17s for Band 1 Urgent Courses	249	2,479	10.0%	10.9%	10.5%	9.0%
% of FP17s Relating to Free Repair or Replacements	0	2,479	0.0%	0.6%	0.6%	0.8%
% of FP17s Relating to Continuations	0	2,479	0.0%	0.6%	0.8%	1.1%
% of Patients satisfied with the dentistry they have received	10	10	100.0%	88.1%	89.0%	91.5%
% of Patients satisfied with the time they had to wait for an appointment	9	10	90.0%	83.4%	84.2%	87.9%

* This is based on patients treated on this contract for their most recent course of treatment. Figures in italics indicate the base number of FP17s or Patient Questionnaire responses are less than 100. N/A is shown where the base number of responses is less than 10 during the period. % is calculated as Quantity/Base number*100

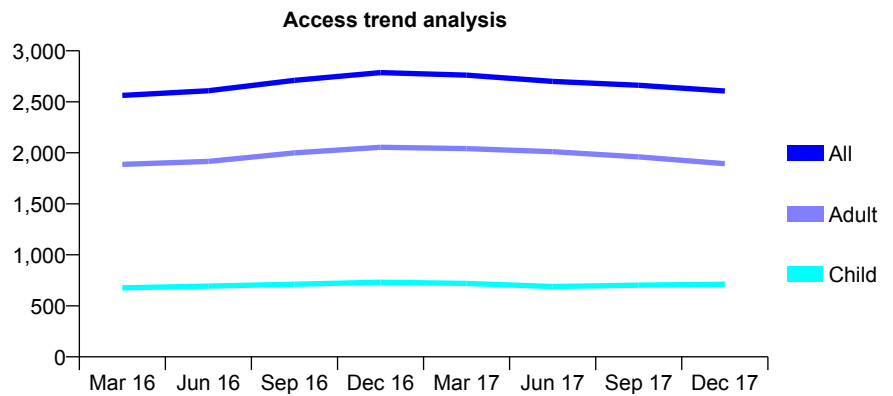
Q62 - Vital Signs At a Glance Contract Report for 839132/0001 - December 2017

Name or company name	Ivory Dental Practice
Contract type name	GDS Contract
Purpose of contract	General
Contract start date	01/04/2006
Contract end date	

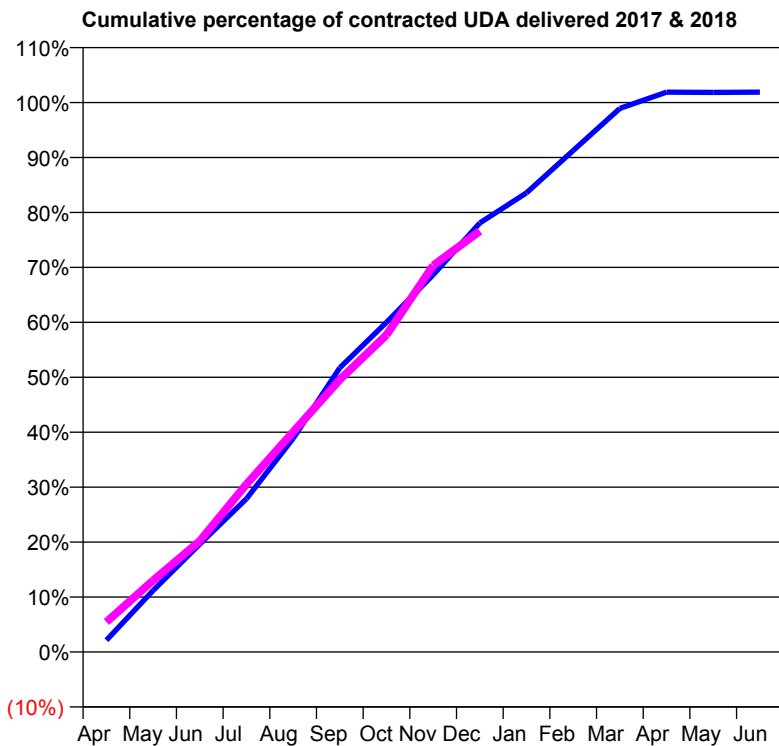
17/18 Contracted general activity (UDA)	6,000
Carry forward general activity (UDA)	-114
17/18 Contracted orthodontic activity (UOA)	0
Carry forward orthodontic activity (UOA)	0
Baseline contract value	£132,172.04

ACCESS*

Patients seen in 24 months	Total	Change since previous quarter
Quarter ending December 2016	2,786	
Quarter ending March 2017	2,761	→
Quarter ending June 2017	2,700	↓
Quarter ending September 2017	2,662	↓
Quarter ending December 2017	2,606	↓
Variance since December 2016	(6.5%)	↓



ACTIVITY



Month	Adjusted Scheduled Activity (UDA)	
	2017	2018
April	129	329
May	672	781
June	1,179	1,213
July	1,674	1,832
August	2,332	2,404
September	3,104	2,974
October	3,600	3,462
November	4,119	4,220
December	4,685	4,596
January	5,014	
February	5,475	
March	5,935	
April	6,114	
May	6,111	
June	6,114	

QUALITY

	Quantity	Base Number	Contract	AT	Region	England
% of FP17s for the same patient ID Re-attending within 3 months - Children	37	700	5.3%	10.0%	11.6%	12.0%
% of FP17s for the same patient ID Re-attending within 3 months - Adults	153	1,463	10.5%	15.6%	16.7%	15.9%
% of FP17s for the same patient ID Re-attending between 3 & 9 months - Children	311	700	44.4%	47.0%	47.3%	58.0%
% of FP17s for the same patient ID Re-attending between 3 & 9 months - Adults	605	1,463	41.4%	37.8%	38.3%	50.5%
% of FP17s for Band 1 Urgent Courses	130	2,078	6.3%	10.9%	10.5%	9.0%
% of FP17s Relating to Free Repair or Replacements	14	2,078	0.7%	0.6%	0.6%	0.8%
% of FP17s Relating to Continuations	9	2,078	0.4%	0.6%	0.8%	1.1%
% of Patients satisfied with the dentistry they have received	3	4	N/A	88.1%	89.0%	91.5%
% of Patients satisfied with the time they had to wait for an appointment	1	4	N/A	83.4%	84.2%	87.9%

* This is based on patients treated on this contract for their most recent course of treatment. Figures in italics indicate the base number of FP17s or Patient Questionnaire responses are less than 100. N/A is shown where the base number of responses is less than 10 during the period. % is calculated as Quantity/Base number*100

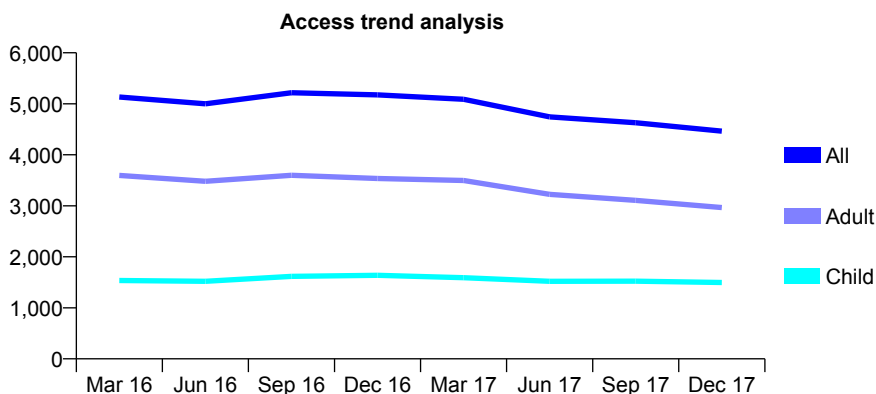
Q62 - Vital Signs At a Glance Contract Report for 839248/0001 - December 2017

Name or company name	MR K KHOSRAVANI
Contract type name	GDS Contract
Purpose of contract	General
Contract start date	01/04/2006
Contract end date	

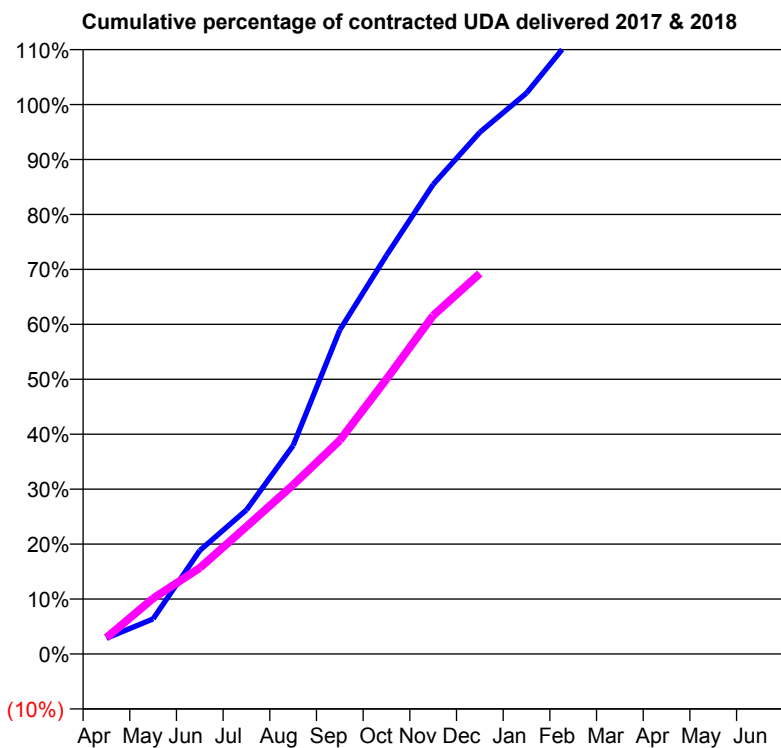
17/18 Contracted general activity (UDA)	11,434
Carry forward general activity (UDA)	-165
17/18 Contracted orthodontic activity (UOA)	0
Carry forward orthodontic activity (UOA)	0
Baseline contract value	£351,260.71

ACCESS*

Patients seen in 24 months	Total	Change since previous quarter
Quarter ending December 2016	5,174	
Quarter ending March 2017	5,088	↓
Quarter ending June 2017	4,744	↓
Quarter ending September 2017	4,628	↓
Quarter ending December 2017	4,463	↓
Variance since December 2016	(13.7%)	↓



ACTIVITY



Month	Adjusted Scheduled Activity (UDA)	
	2017	2018
April	329	340
May	730	1,160
June	2,153	1,791
July	2,998	2,652
August	4,339	3,520
September	6,744	4,447
October	8,294	5,721
November	9,772	7,043
December	10,856	7,917
January	11,670	
February	12,860	
March	14,887	
April	15,488	
May	15,490	
June	15,502	

QUALITY

	Quantity	Base Number	Contract	AT	Region	England
% of FP17s for the same patient ID Re-attending within 3 months - Children	71	989	7.2%	10.0%	11.6%	12.0%
% of FP17s for the same patient ID Re-attending within 3 months - Adults	155	1,530	10.1%	15.6%	16.7%	15.9%
% of FP17s for the same patient ID Re-attending between 3 & 9 months - Children	267	989	27.0%	47.0%	47.3%	58.0%
% of FP17s for the same patient ID Re-attending between 3 & 9 months - Adults	352	1,530	23.0%	37.8%	38.3%	50.5%
% of FP17s for Band 1 Urgent Courses	62	2,384	2.6%	10.9%	10.5%	9.0%
% of FP17s Relating to Free Repair or Replacements	10	2,384	0.4%	0.6%	0.6%	0.8%
% of FP17s Relating to Continuations	0	2,384	0.0%	0.6%	0.8%	1.1%
% of Patients satisfied with the dentistry they have received	3	3	N/A	88.1%	89.0%	91.5%
% of Patients satisfied with the time they had to wait for an appointment	2	3	N/A	83.4%	84.2%	87.9%

* This is based on patients treated on this contract for their most recent course of treatment. Figures in italics indicate the base number of FP17s or Patient Questionnaire responses are less than 100. N/A is shown where the base number of responses is less than 10 during the period. % is calculated as Quantity/Base number*100

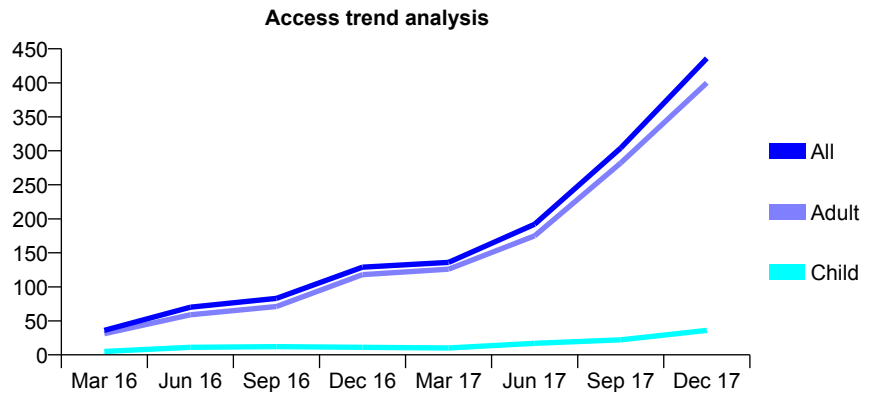
Q62 - Vital Signs At a Glance Contract Report for 839248/0002 - December 2017

Name or company name	MR K KHOSRAVANI
Contract type name	GDS Contract
Purpose of contract	General
Contract start date	01/01/2015
Contract end date	

17/18 Contracted general activity (UDA)	5,000
Carry forward general activity (UDA)	0
17/18 Contracted orthodontic activity (UOA)	0
Carry forward orthodontic activity (UOA)	0
Baseline contract value	£153,603.60

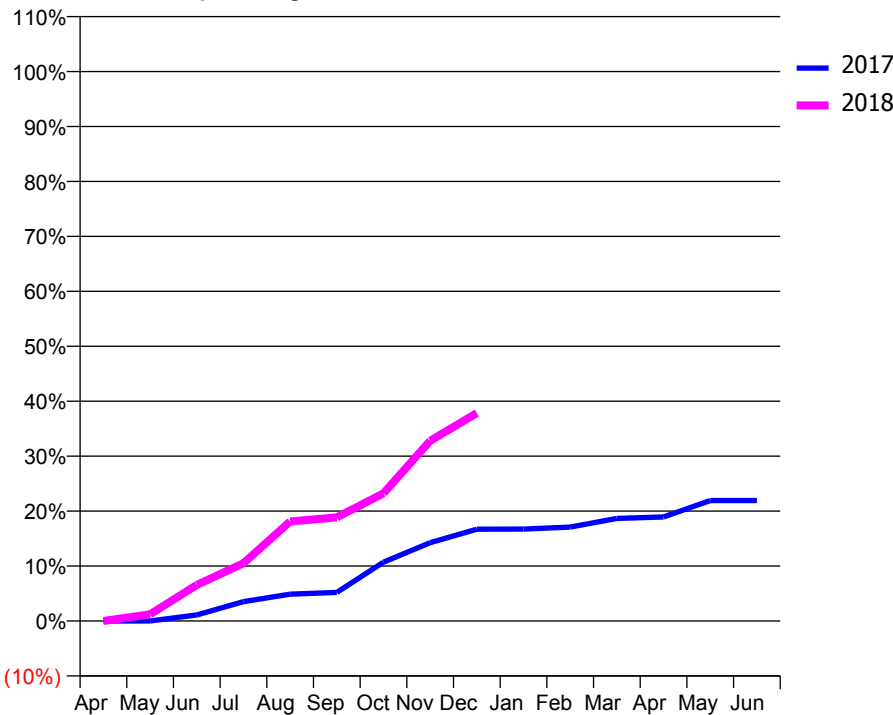
ACCESS*

Patients seen in 24 months	Total	Change since previous quarter
Quarter ending December 2016	129	
Quarter ending March 2017	136	↑
Quarter ending June 2017	192	↑
Quarter ending September 2017	304	↑
Quarter ending December 2017	436	↑
Variance since December 2016	238.0%	↑



ACTIVITY

Cumulative percentage of contracted UDA delivered 2017 & 2018



Month	Adjusted Scheduled Activity (UDA)	
	2017	2018
April	0	0
May	1	61
June	55	329
July	177	526
August	244	906
September	260	943
October	536	1,161
November	713	1,640
December	836	1,893
January	837	
February	855	
March	934	
April	947	
May	1,097	
June	1,097	

QUALITY

	Quantity	Base Number	Contract	AT	Region	England
% of FP17s for the same patient ID Re-attending within 3 months - Children	2	35	5.7%	10.0%	11.6%	12.0%
% of FP17s for the same patient ID Re-attending within 3 months - Adults	26	371	7.0%	15.6%	16.7%	15.9%
% of FP17s for the same patient ID Re-attending between 3 & 9 months - Children	2	35	5.7%	47.0%	47.3%	58.0%
% of FP17s for the same patient ID Re-attending between 3 & 9 months - Adults	44	371	11.9%	37.8%	38.3%	50.5%
% of FP17s for Band 1 Urgent Courses	17	376	4.5%	10.9%	10.5%	9.0%
% of FP17s Relating to Free Repair or Replacements	3	376	0.8%	0.6%	0.6%	0.8%
% of FP17s Relating to Continuations	2	376	0.5%	0.6%	0.8%	1.1%
% of Patients satisfied with the dentistry they have received	0	1	N/A	88.1%	89.0%	91.5%
% of Patients satisfied with the time they had to wait for an appointment	0	1	N/A	83.4%	84.2%	87.9%

* This is based on patients treated on this contract for their most recent course of treatment. Figures in italics indicate the base number of FP17s or Patient Questionnaire responses are less than 100. N/A is shown where the base number of responses is less than 10 during the period. % is calculated as Quantity/Base number*100

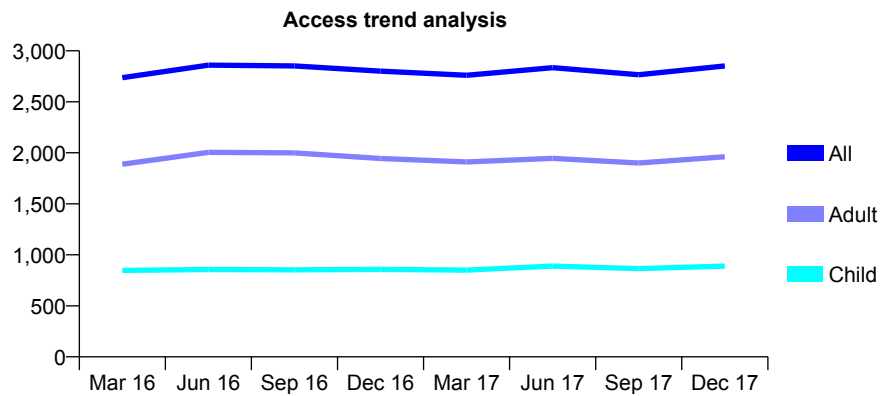
Q62 - Vital Signs At a Glance Contract Report for 839515/0001 - December 2017

Name or company name	MR C REDICAN
Contract type name	GDS Contract
Purpose of contract	General
Contract start date	01/04/2006
Contract end date	

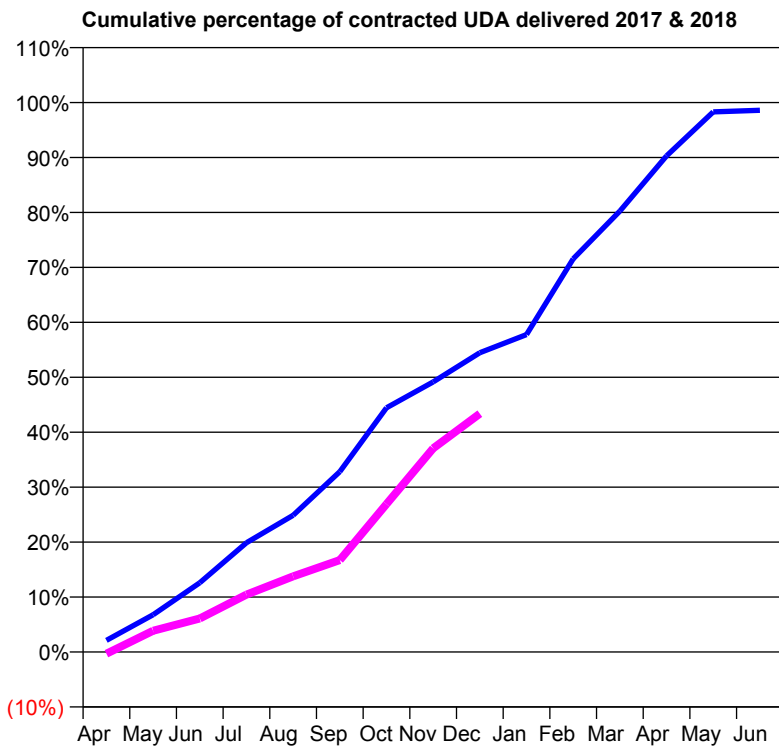
17/18 Contracted general activity (UDA)	5,074
Carry forward general activity (UDA)	72
17/18 Contracted orthodontic activity (UOA)	0
Carry forward orthodontic activity (UOA)	0
Baseline contract value	£155,474.14

ACCESS*

Patients seen in 24 months	Total	Change since previous quarter
Quarter ending December 2016	2,801	
Quarter ending March 2017	2,760	↓
Quarter ending June 2017	2,835	↑
Quarter ending September 2017	2,765	↓
Quarter ending December 2017	2,851	↑
Variance since December 2016	1.8%	→



ACTIVITY



Month	Adjusted Scheduled Activity (UDA)	
	2017	2018
April	108	-17
May	344	196
June	639	309
July	1,009	530
August	1,263	699
September	1,665	849
October	2,255	1,367
November	2,494	1,881
December	2,764	2,201
January	2,931	
February	3,631	
March	4,071	
April	4,581	
May	4,987	
June	5,002	

QUALITY

	Quantity	Base Number	Contract	AT	Region	England
% of FP17s for the same patient ID Re-attending within 3 months - Children	37	682	5.4%	10.0%	11.6%	12.0%
% of FP17s for the same patient ID Re-attending within 3 months - Adults	173	1,267	13.7%	15.6%	16.7%	15.9%
% of FP17s for the same patient ID Re-attending between 3 & 9 months - Children	188	682	27.6%	47.0%	47.3%	58.0%
% of FP17s for the same patient ID Re-attending between 3 & 9 months - Adults	355	1,267	28.0%	37.8%	38.3%	50.5%
% of FP17s for Band 1 Urgent Courses	92	1,110	8.3%	10.9%	10.5%	9.0%
% of FP17s Relating to Free Repair or Replacements	2	1,110	0.2%	0.6%	0.6%	0.8%
% of FP17s Relating to Continuations	0	1,110	0.0%	0.6%	0.8%	1.1%
% of Patients satisfied with the dentistry they have received	1	1	N/A	88.1%	89.0%	91.5%
% of Patients satisfied with the time they had to wait for an appointment	0	1	N/A	83.4%	84.2%	87.9%

* This is based on patients treated on this contract for their most recent course of treatment. Figures in italics indicate the base number of FP17s or Patient Questionnaire responses are less than 100. N/A is shown where the base number of responses is less than 10 during the period. % is calculated as Quantity/Base number*100

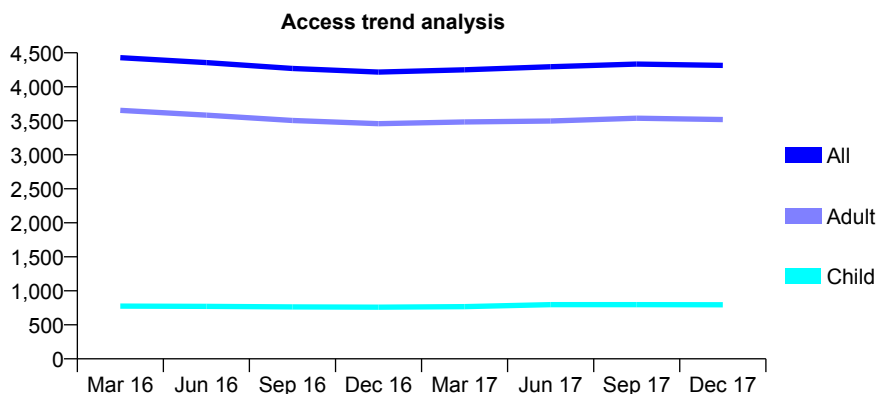
Q62 - Vital Signs At a Glance Contract Report for 839795/0001 - December 2017

Name or company name	MR K KARANTOUMANIS
Contract type name	GDS Contract
Purpose of contract	General
Contract start date	01/04/2006
Contract end date	

17/18 Contracted general activity (UDA)	15,386
Carry forward general activity (UDA)	372
17/18 Contracted orthodontic activity (UOA)	0
Carry forward orthodontic activity (UOA)	0
Baseline contract value	£434,544.60

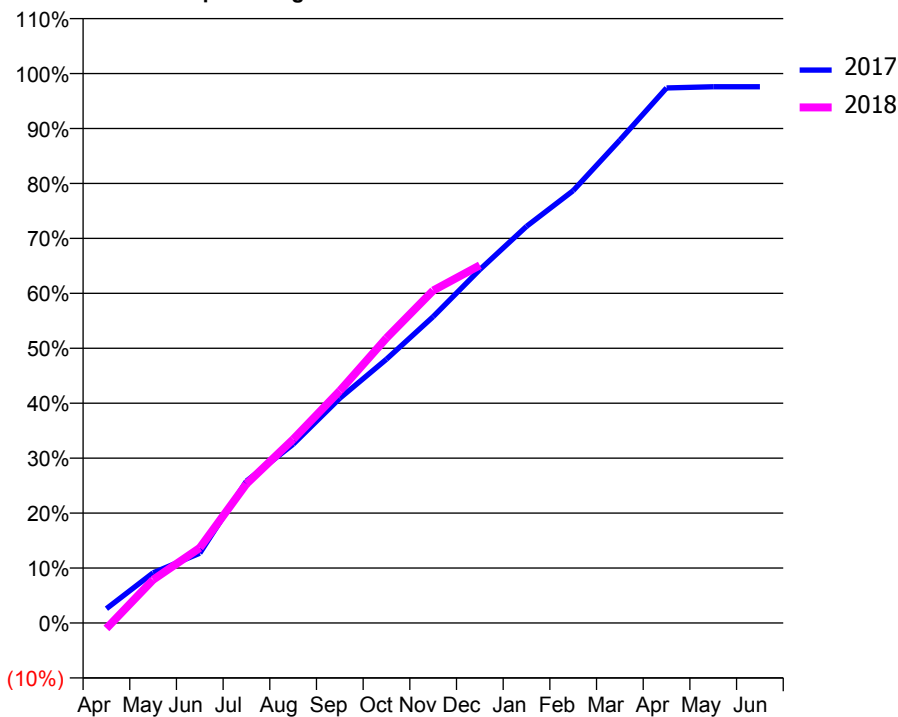
ACCESS*

Patients seen in 24 months	Total	Change since previous quarter
Quarter ending December 2016	4,216	
Quarter ending March 2017	4,250	→
Quarter ending June 2017	4,295	→
Quarter ending September 2017	4,335	→
Quarter ending December 2017	4,314	→
Variance since December 2016	2.3%	↑



ACTIVITY

Cumulative percentage of contracted UDA delivered 2017 & 2018



Month	Adjusted Scheduled Activity (UDA)	
	2017	2018
April	402	-156
May	1,408	1,212
June	1,956	2,106
July	3,974	3,897
August	5,007	5,144
September	6,293	6,501
October	7,386	7,982
November	8,577	9,311
December	9,897	10,015
January	11,107	
February	12,107	
March	13,520	
April	14,982	
May	15,013	
June	15,014	

QUALITY

	Quantity	Base Number	Contract	AT	Region	England
% of FP17s for the same patient ID Re-attending within 3 months - Children	54	771	7.0%	10.0%	11.6%	12.0%
% of FP17s for the same patient ID Re-attending within 3 months - Adults	402	3,115	12.9%	15.6%	16.7%	15.9%
% of FP17s for the same patient ID Re-attending between 3 & 9 months - Children	378	771	49.0%	47.0%	47.3%	58.0%
% of FP17s for the same patient ID Re-attending between 3 & 9 months - Adults	1,382	3,115	44.4%	37.8%	38.3%	50.5%
% of FP17s for Band 1 Urgent Courses	366	3,515	10.4%	10.9%	10.5%	9.0%
% of FP17s Relating to Free Repair or Replacements	15	3,515	0.4%	0.6%	0.6%	0.8%
% of FP17s Relating to Continuations	11	3,515	0.3%	0.6%	0.8%	1.1%
% of Patients satisfied with the dentistry they have received	9	9	N/A	88.1%	89.0%	91.5%
% of Patients satisfied with the time they had to wait for an appointment	9	9	N/A	83.4%	84.2%	87.9%

* This is based on patients treated on this contract for their most recent course of treatment. Figures in italics indicate the base number of FP17s or Patient Questionnaire responses are less than 100. N/A is shown where the base number of responses is less than 10 during the period. % is calculated as Quantity/Base number*100

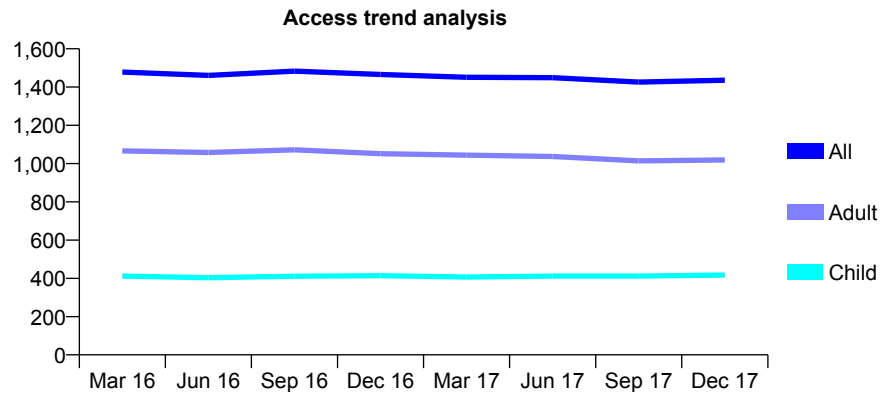
Q62 - Vital Signs At a Glance Contract Report for 843148/0001 - December 2017

Name or company name	MR SR MANAFI
Contract type name	GDS Contract
Purpose of contract	General
Contract start date	01/04/2006
Contract end date	

17/18 Contracted general activity (UDA)	5,756
Carry forward general activity (UDA)	-64
17/18 Contracted orthodontic activity (UOA)	0
Carry forward orthodontic activity (UOA)	0
Baseline contract value	£223,334.33

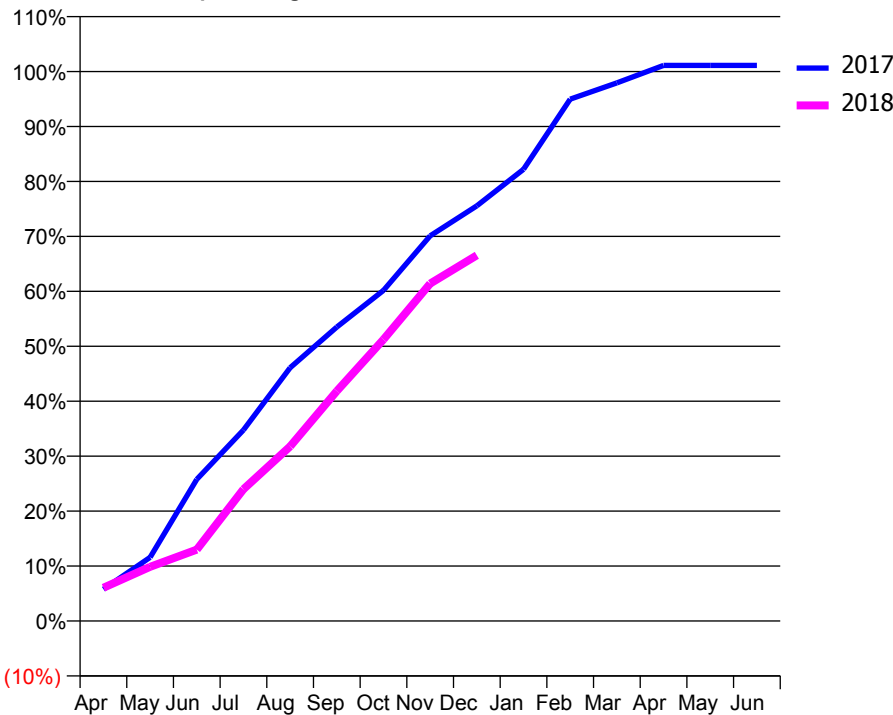
ACCESS*

Patients seen in 24 months	Total	Change since previous quarter
Quarter ending December 2016	1,466	
Quarter ending March 2017	1,451	↓
Quarter ending June 2017	1,449	→
Quarter ending September 2017	1,426	↓
Quarter ending December 2017	1,436	→
Variance since December 2016	(2.0%)	↓



ACTIVITY

Cumulative percentage of contracted UDA delivered 2017 & 2018



Month	Adjusted Scheduled Activity (UDA)	
	2017	2018
April	333	349
May	667	567
June	1,484	748
July	2,000	1,381
August	2,653	1,829
September	3,079	2,409
October	3,464	2,949
November	4,034	3,535
December	4,349	3,831
January	4,732	
February	5,467	
March	5,637	
April	5,820	
May	5,820	
June	5,820	

QUALITY

	Quantity	Base Number	Contract	AT	Region	England
% of FP17s for the same patient ID Re-attending within 3 months - Children	38	430	8.8%	10.0%	11.6%	12.0%
% of FP17s for the same patient ID Re-attending within 3 months - Adults	204	963	21.2%	15.6%	16.7%	15.9%
% of FP17s for the same patient ID Re-attending between 3 & 9 months - Children	180	430	41.9%	47.0%	47.3%	58.0%
% of FP17s for the same patient ID Re-attending between 3 & 9 months - Adults	333	963	34.6%	37.8%	38.3%	50.5%
% of FP17s for Band 1 Urgent Courses	317	1,307	24.3%	10.9%	10.5%	9.0%
% of FP17s Relating to Free Repair or Replacements	0	1,307	0.0%	0.6%	0.6%	0.8%
% of FP17s Relating to Continuations	23	1,307	1.8%	0.6%	0.8%	1.1%
% of Patients satisfied with the dentistry they have received	0	0	N/A	88.1%	89.0%	91.5%
% of Patients satisfied with the time they had to wait for an appointment	0	0	N/A	83.4%	84.2%	87.9%

* This is based on patients treated on this contract for their most recent course of treatment. Figures in italics indicate the base number of FP17s or Patient Questionnaire responses are less than 100. N/A is shown where the base number of responses is less than 10 during the period. % is calculated as Quantity/Base number*100

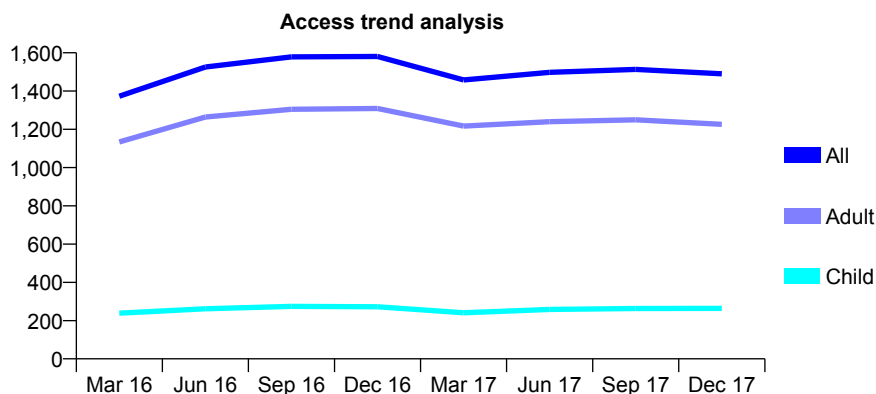
Q62 - Vital Signs At a Glance Contract Report for 846104/0001 - December 2017

Name or company name	Bhavish Thakrar and Jayesh Kotecha
Contract type name	GDS Contract
Purpose of contract	General
Contract start date	01/04/2006
Contract end date	

17/18 Contracted general activity (UDA)	6,599
Carry forward general activity (UDA)	186
17/18 Contracted orthodontic activity (UOA)	0
Carry forward orthodontic activity (UOA)	0
Baseline contract value	£236,989.87

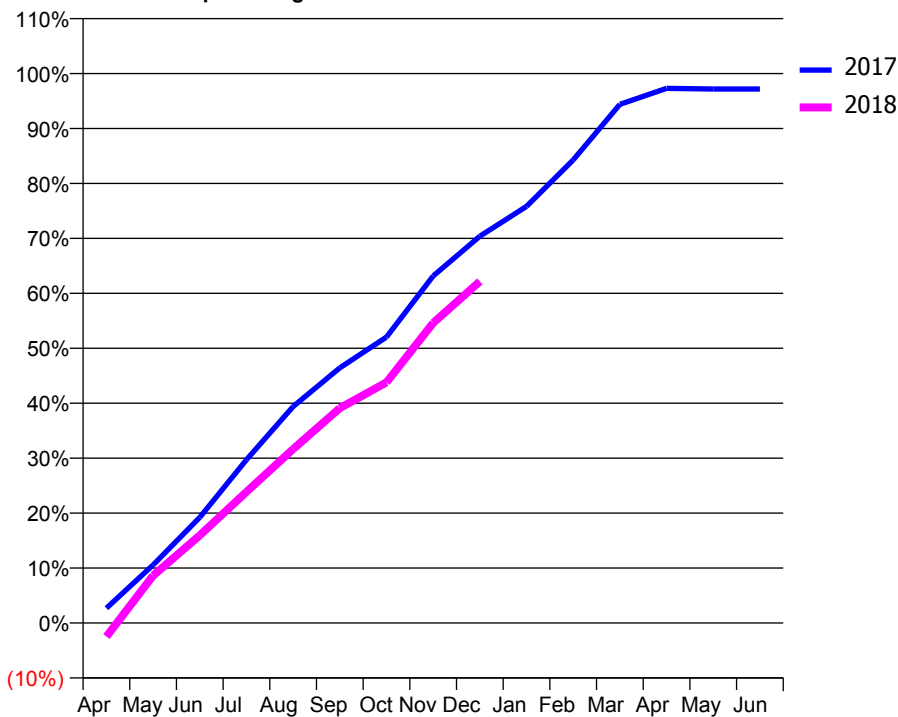
ACCESS*

Patients seen in 24 months	Total	Change since previous quarter
Quarter ending December 2016	1,581	
Quarter ending March 2017	1,458	↓
Quarter ending June 2017	1,498	↑
Quarter ending September 2017	1,513	→
Quarter ending December 2017	1,490	↓
Variance since December 2016	(5.8%)	↓



ACTIVITY

Cumulative percentage of contracted UDA delivered 2017 & 2018



Month	Adjusted Scheduled Activity (UDA)	
	2017	2018
April	179	-164
May	697	569
June	1,270	1,053
July	1,960	1,575
August	2,599	2,089
September	3,064	2,580
October	3,435	2,890
November	4,167	3,604
December	4,645	4,102
January	5,004	
February	5,561	
March	6,229	
April	6,421	
May	6,413	
June	6,413	

QUALITY

	Quantity	Base Number	Contract	AT	Region	England
% of FP17s for the same patient ID Re-attending within 3 months - Children	31	244	12.7%	10.0%	11.6%	12.0%
% of FP17s for the same patient ID Re-attending within 3 months - Adults	266	1,132	23.5%	15.6%	16.7%	15.9%
% of FP17s for the same patient ID Re-attending between 3 & 9 months - Children	78	244	32.0%	47.0%	47.3%	58.0%
% of FP17s for the same patient ID Re-attending between 3 & 9 months - Adults	337	1,132	29.8%	37.8%	38.3%	50.5%
% of FP17s for Band 1 Urgent Courses	265	1,336	19.8%	10.9%	10.5%	9.0%
% of FP17s Relating to Free Repair or Replacements	21	1,336	1.6%	0.6%	0.6%	0.8%
% of FP17s Relating to Continuations	20	1,336	1.5%	0.6%	0.8%	1.1%
% of Patients satisfied with the dentistry they have received	1	1	N/A	88.1%	89.0%	91.5%
% of Patients satisfied with the time they had to wait for an appointment	1	1	N/A	83.4%	84.2%	87.9%

* This is based on patients treated on this contract for their most recent course of treatment. Figures in italics indicate the base number of FP17s or Patient Questionnaire responses are less than 100. N/A is shown where the base number of responses is less than 10 during the period. % is calculated as Quantity/Base number*100

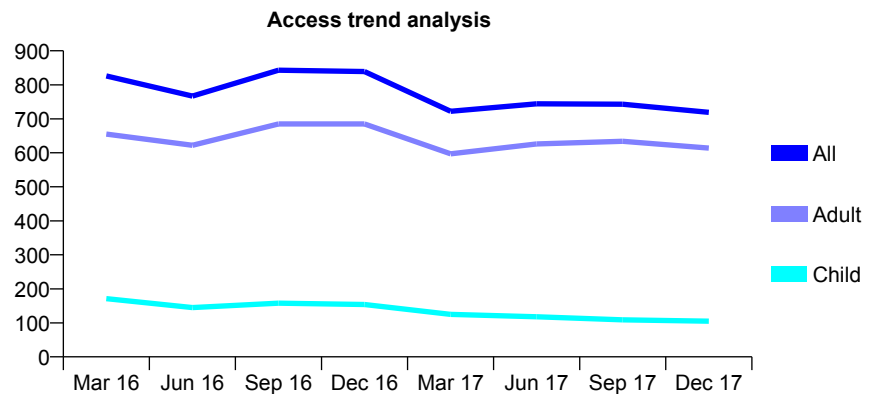
Q62 - Vital Signs At a Glance Contract Report for 849014/0004 - December 2017

Name or company name	MISS E VAZIR
Contract type name	GDS Contract
Purpose of contract	General
Contract start date	01/05/2013
Contract end date	

17/18 Contracted general activity (UDA)	4,000
Carry forward general activity (UDA)	149
17/18 Contracted orthodontic activity (UOA)	0
Carry forward orthodontic activity (UOA)	0
Baseline contract value	£107,074.13

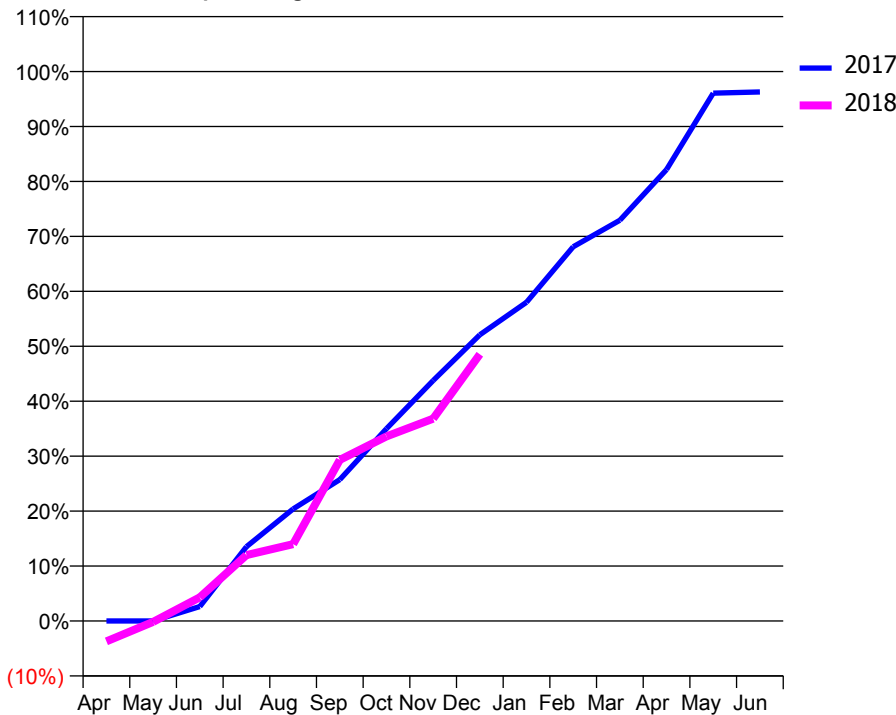
ACCESS*

Patients seen in 24 months	Total	Change since previous quarter
Quarter ending December 2016	839	
Quarter ending March 2017	722	↓
Quarter ending June 2017	744	↑
Quarter ending September 2017	743	→
Quarter ending December 2017	719	↓
Variance since December 2016	(14.3%)	↓



ACTIVITY

Cumulative percentage of contracted UDA delivered 2017 & 2018



Month	Adjusted Scheduled Activity (UDA)	
	2017	2018
April	0	-149
May	0	-7
June	106	173
July	542	480
August	816	560
September	1,030	1,173
October	1,400	1,344
November	1,751	1,473
December	2,084	1,942
January	2,321	
February	2,724	
March	2,917	
April	3,287	
May	3,843	
June	3,851	

QUALITY

	Quantity	Base Number	Contract	AT	Region	England
% of FP17s for the same patient ID Re-attending within 3 months - Children	10	103	9.7%	10.0%	11.6%	12.0%
% of FP17s for the same patient ID Re-attending within 3 months - Adults	57	558	10.2%	15.6%	16.7%	15.9%
% of FP17s for the same patient ID Re-attending between 3 & 9 months - Children	31	103	30.1%	47.0%	47.3%	58.0%
% of FP17s for the same patient ID Re-attending between 3 & 9 months - Adults	180	558	32.3%	37.8%	38.3%	50.5%
% of FP17s for Band 1 Urgent Courses	55	502	11.0%	10.9%	10.5%	9.0%
% of FP17s Relating to Free Repair or Replacements	1	502	0.2%	0.6%	0.6%	0.8%
% of FP17s Relating to Continuations	0	502	0.0%	0.6%	0.8%	1.1%
% of Patients satisfied with the dentistry they have received	0	0	N/A	88.1%	89.0%	91.5%
% of Patients satisfied with the time they had to wait for an appointment	0	0	N/A	83.4%	84.2%	87.9%

* This is based on patients treated on this contract for their most recent course of treatment. Figures in italics indicate the base number of FP17s or Patient Questionnaire responses are less than 100. N/A is shown where the base number of responses is less than 10 during the period. % is calculated as Quantity/Base number*100

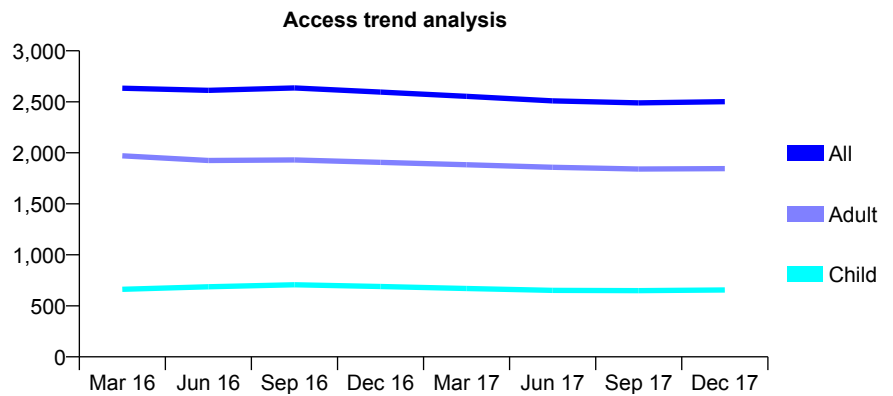
Q62 - Vital Signs At a Glance Contract Report for 849146/0001 - December 2017

Name or company name	MR A ARBABI
Contract type name	GDS Contract
Purpose of contract	General
Contract start date	01/04/2006
Contract end date	

17/18 Contracted general activity (UDA)	6,545
Carry forward general activity (UDA)	0
17/18 Contracted orthodontic activity (UOA)	0
Carry forward orthodontic activity (UOA)	0
Baseline contract value	£192,573.40

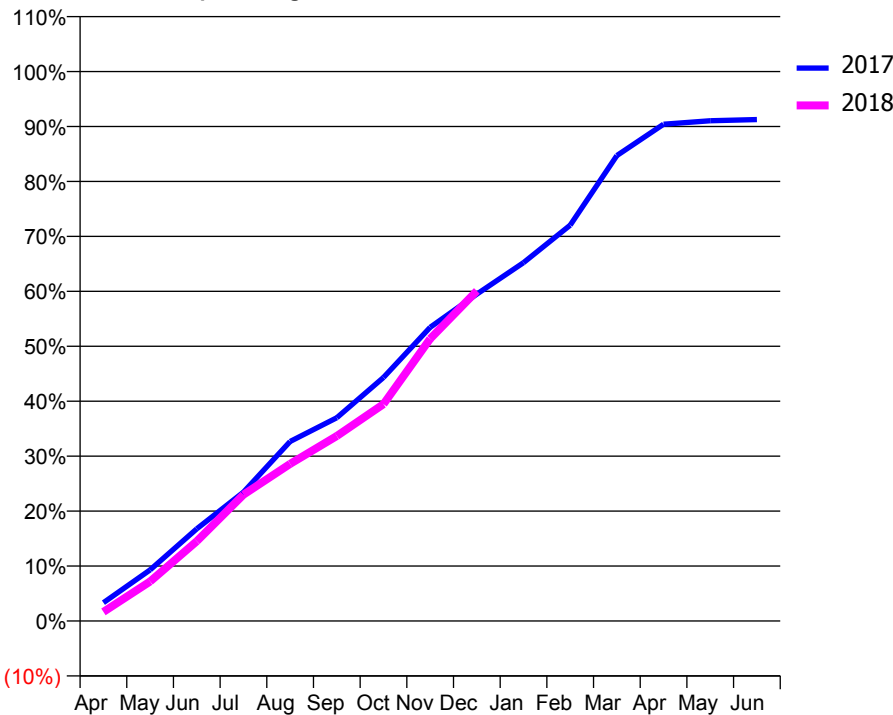
ACCESS*

Patients seen in 24 months	Total	Change since previous quarter
Quarter ending December 2016	2,596	
Quarter ending March 2017	2,553	↓
Quarter ending June 2017	2,509	↓
Quarter ending September 2017	2,490	→
Quarter ending December 2017	2,501	→
Variance since December 2016	(3.7%)	↓



ACTIVITY

Cumulative percentage of contracted UDA delivered 2017 & 2018



Month	Adjusted Scheduled Activity (UDA)	
	2017	2018
April	219	109
May	609	471
June	1,099	951
July	1,534	1,505
August	2,139	1,872
September	2,421	2,203
October	2,901	2,583
November	3,498	3,361
December	3,893	3,932
January	4,269	
February	4,715	
March	5,545	
April	5,918	
May	5,958	
June	5,973	

QUALITY

	Quantity	Base Number	Contract	AT	Region	England
% of FP17s for the same patient ID Re-attending within 3 months - Children	15	534	2.8%	10.0%	11.6%	12.0%
% of FP17s for the same patient ID Re-attending within 3 months - Adults	146	1,268	11.5%	15.6%	16.7%	15.9%
% of FP17s for the same patient ID Re-attending between 3 & 9 months - Children	252	534	47.2%	47.0%	47.3%	58.0%
% of FP17s for the same patient ID Re-attending between 3 & 9 months - Adults	449	1,268	35.4%	37.8%	38.3%	50.5%
% of FP17s for Band 1 Urgent Courses	153	1,680	9.1%	10.9%	10.5%	9.0%
% of FP17s Relating to Free Repair or Replacements	0	1,680	0.0%	0.6%	0.6%	0.8%
% of FP17s Relating to Continuations	2	1,680	0.1%	0.6%	0.8%	1.1%
% of Patients satisfied with the dentistry they have received	2	2	N/A	88.1%	89.0%	91.5%
% of Patients satisfied with the time they had to wait for an appointment	2	2	N/A	83.4%	84.2%	87.9%

* This is based on patients treated on this contract for their most recent course of treatment. Figures in italics indicate the base number of FP17s or Patient Questionnaire responses are less than 100. N/A is shown where the base number of responses is less than 10 during the period. % is calculated as Quantity/Base number*100

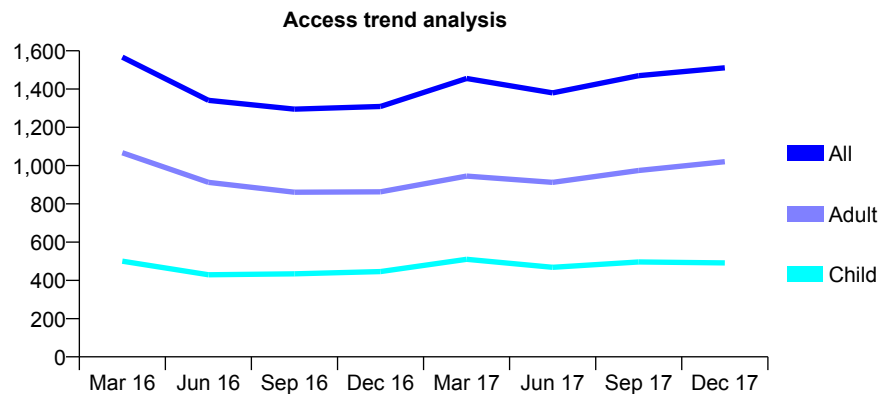
Q62 - Vital Signs At a Glance Contract Report for 852945/0001 - December 2017

Name or company name	MS P SOLEYMANI GILANDEH
Contract type name	GDS Contract
Purpose of contract	General
Contract start date	01/04/2006
Contract end date	

17/18 Contracted general activity (UDA)	3,492
Carry forward general activity (UDA)	-70
17/18 Contracted orthodontic activity (UOA)	0
Carry forward orthodontic activity (UOA)	0
Baseline contract value	£108,227.02

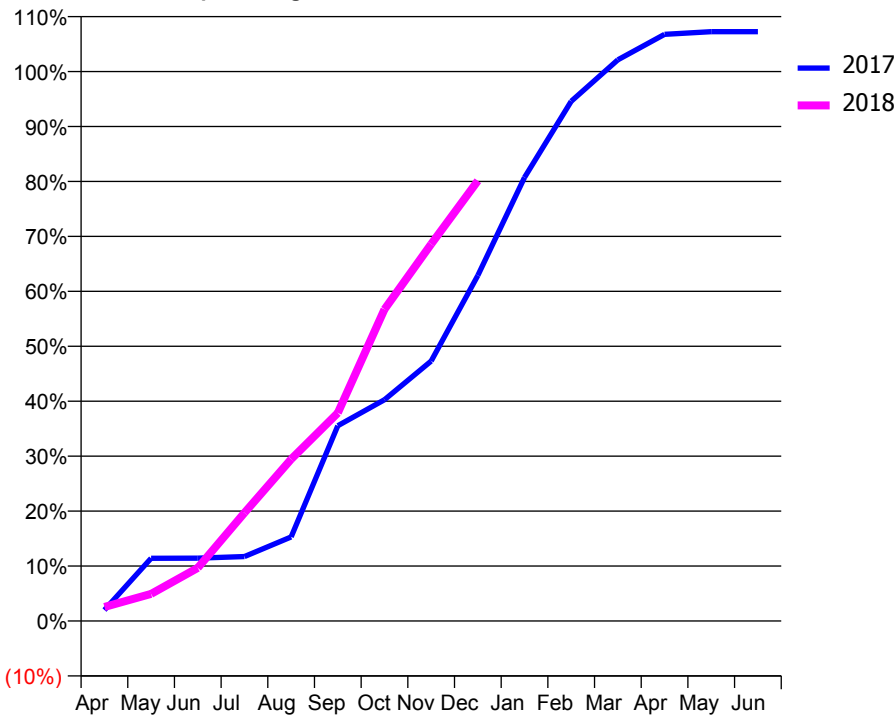
ACCESS*

Patients seen in 24 months	Total	Change since previous quarter
Quarter ending December 2016	1,309	
Quarter ending March 2017	1,455	↑
Quarter ending June 2017	1,380	↓
Quarter ending September 2017	1,470	↑
Quarter ending December 2017	1,511	↑
Variance since December 2016	15.4%	↑



ACTIVITY

Cumulative percentage of contracted UDA delivered 2017 & 2018



Month	Adjusted Scheduled Activity (UDA)	
	2017	2018
April	70	89
May	398	173
June	400	338
July	410	688
August	535	1,028
September	1,241	1,322
October	1,406	1,981
November	1,652	2,395
December	2,196	2,798
January	2,819	
February	3,303	
March	3,566	
April	3,728	
May	3,745	
June	3,745	

QUALITY

	Quantity	Base Number	Contract	AT	Region	England
% of FP17s for the same patient ID Re-attending within 3 months - Children	11	411	2.7%	10.0%	11.6%	12.0%
% of FP17s for the same patient ID Re-attending within 3 months - Adults	51	688	7.4%	15.6%	16.7%	15.9%
% of FP17s for the same patient ID Re-attending between 3 & 9 months - Children	128	411	31.1%	47.0%	47.3%	58.0%
% of FP17s for the same patient ID Re-attending between 3 & 9 months - Adults	130	688	18.9%	37.8%	38.3%	50.5%
% of FP17s for Band 1 Urgent Courses	164	948	17.3%	10.9%	10.5%	9.0%
% of FP17s Relating to Free Repair or Replacements	0	948	0.0%	0.6%	0.6%	0.8%
% of FP17s Relating to Continuations	0	948	0.0%	0.6%	0.8%	1.1%
% of Patients satisfied with the dentistry they have received	0	0	N/A	88.1%	89.0%	91.5%
% of Patients satisfied with the time they had to wait for an appointment	0	0	N/A	83.4%	84.2%	87.9%

* This is based on patients treated on this contract for their most recent course of treatment. Figures in italics indicate the base number of FP17s or Patient Questionnaire responses are less than 100. N/A is shown where the base number of responses is less than 10 during the period. % is calculated as Quantity/Base number*100

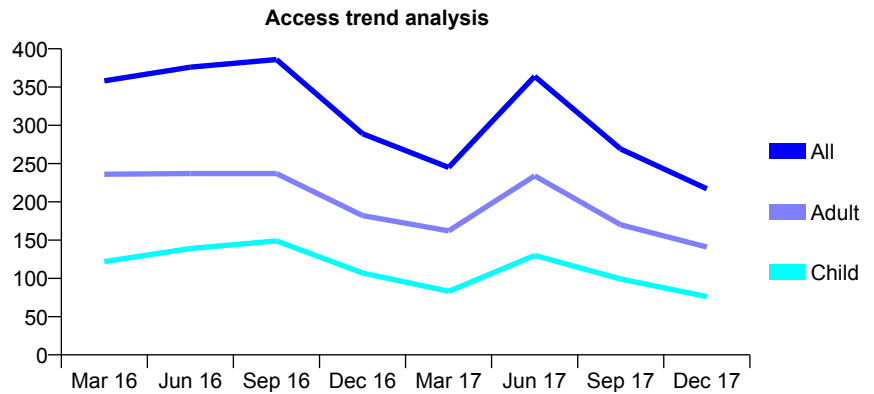
Q62 - Vital Signs At a Glance Contract Report for 852945/0002 - December 2017

Name or company name	MS P SOLEYMANI GILANDEH
Contract type name	GDS Contract
Purpose of contract	General
Contract start date	01/12/2007
Contract end date	

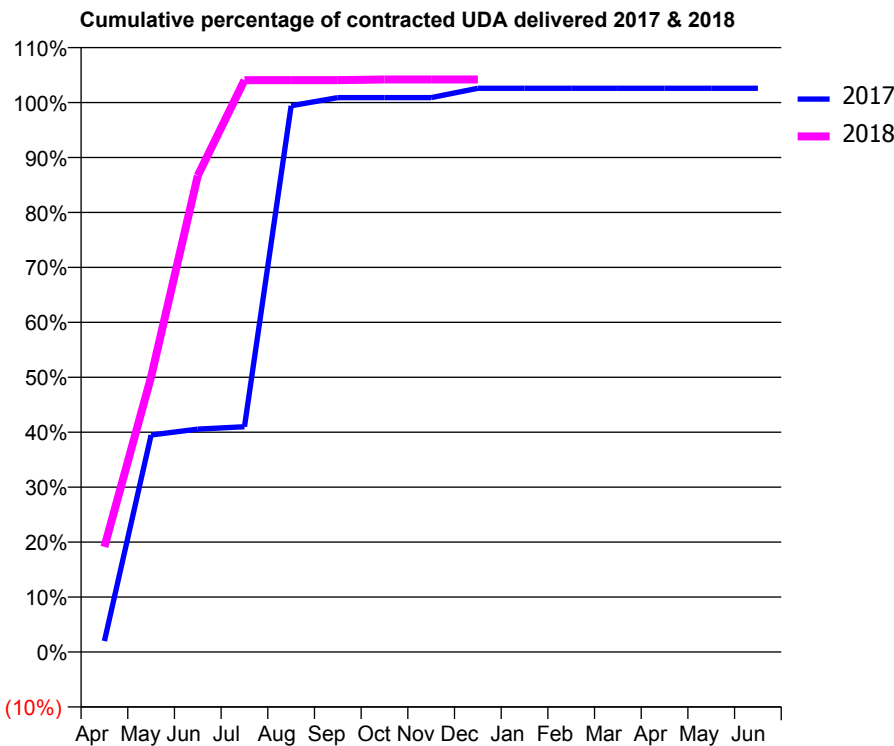
17/18 Contracted general activity (UDA)	700
Carry forward general activity (UDA)	-14
17/18 Contracted orthodontic activity (UOA)	0
Carry forward orthodontic activity (UOA)	0
Baseline contract value	£22,536.46

ACCESS*

Patients seen in 24 months	Total	Change since previous quarter
Quarter ending December 2016	289	
Quarter ending March 2017	245	↓
Quarter ending June 2017	364	↑
Quarter ending September 2017	269	↓
Quarter ending December 2017	217	↓
Variance since December 2016	(24.9%)	↓



ACTIVITY



Month	Adjusted Scheduled Activity (UDA)	
	2017	2018
April	14	134
May	276	351
June	284	607
July	287	728
August	696	728
September	706	728
October	706	729
November	706	729
December	718	729
January	718	
February	718	
March	718	
April	718	
May	718	
June	718	

QUALITY

	Quantity	Base Number	Contract	AT	Region	England
% of FP17s for the same patient ID Re-attending within 3 months - Children	0	82	0.0%	10.0%	11.6%	12.0%
% of FP17s for the same patient ID Re-attending within 3 months - Adults	4	143	2.8%	15.6%	16.7%	15.9%
% of FP17s for the same patient ID Re-attending between 3 & 9 months - Children	1	82	1.2%	47.0%	47.3%	58.0%
% of FP17s for the same patient ID Re-attending between 3 & 9 months - Adults	2	143	1.4%	37.8%	38.3%	50.5%
% of FP17s for Band 1 Urgent Courses	37	207	17.9%	10.9%	10.5%	9.0%
% of FP17s Relating to Free Repair or Replacements	0	207	0.0%	0.6%	0.6%	0.8%
% of FP17s Relating to Continuations	0	207	0.0%	0.6%	0.8%	1.1%
% of Patients satisfied with the dentistry they have received	0	0	N/A	88.1%	89.0%	91.5%
% of Patients satisfied with the time they had to wait for an appointment	0	0	N/A	83.4%	84.2%	87.9%

* This is based on patients treated on this contract for their most recent course of treatment. Figures in italics indicate the base number of FP17s or Patient Questionnaire responses are less than 100. N/A is shown where the base number of responses is less than 10 during the period. % is calculated as Quantity/Base number*100

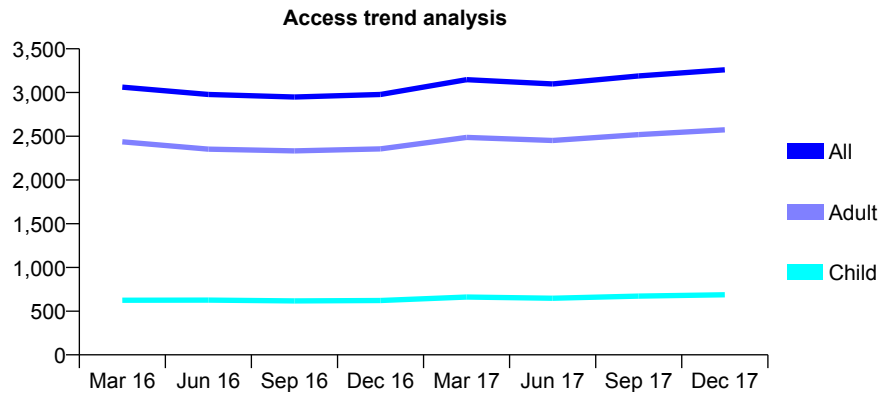
Q62 - Vital Signs At a Glance Contract Report for 857971/0001 - December 2017

Name or company name	MR I BAIC
Contract type name	GDS Contract
Purpose of contract	General
Contract start date	01/04/2006
Contract end date	

17/18 Contracted general activity (UDA)	9,225
Carry forward general activity (UDA)	53
17/18 Contracted orthodontic activity (UOA)	0
Carry forward orthodontic activity (UOA)	0
Baseline contract value	£268,410.09

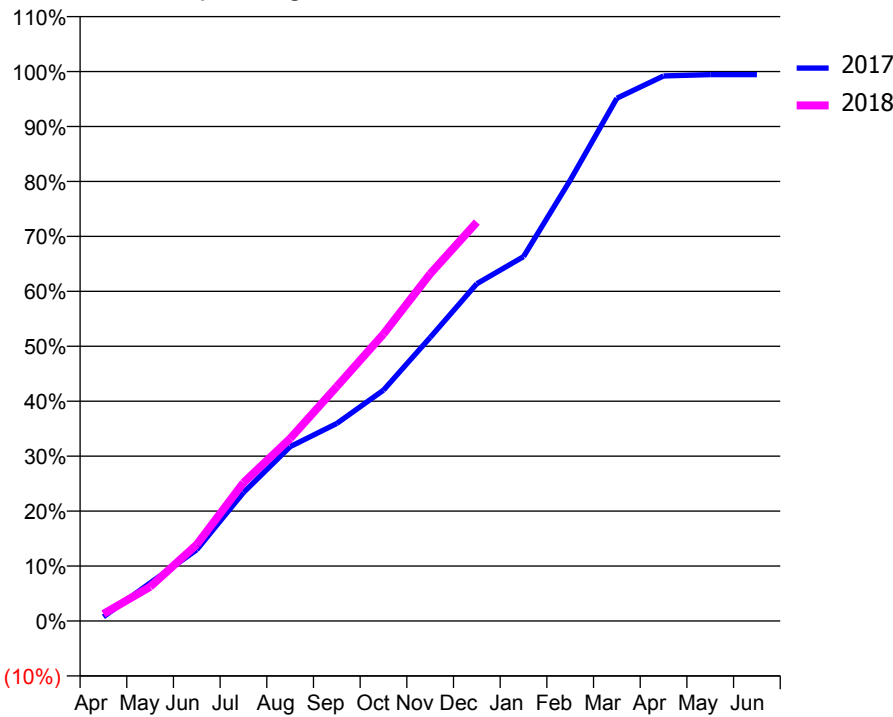
ACCESS*

Patients seen in 24 months	Total	Change since previous quarter
Quarter ending December 2016	2,977	
Quarter ending March 2017	3,147	↑
Quarter ending June 2017	3,098	↓
Quarter ending September 2017	3,190	↑
Quarter ending December 2017	3,260	↑
Variance since December 2016	9.5%	↑



ACTIVITY

Cumulative percentage of contracted UDA delivered 2017 & 2018



Month	Adjusted Scheduled Activity (UDA)	
	2017	2018
April	71	119
May	640	574
June	1,197	1,283
July	2,158	2,323
August	2,927	3,063
September	3,316	3,938
October	3,876	4,820
November	4,761	5,829
December	5,663	6,697
January	6,116	
February	7,401	
March	8,777	
April	9,149	
May	9,172	
June	9,172	

QUALITY

	Quantity	Base Number	Contract	AT	Region	England
% of FP17s for the same patient ID Re-attending within 3 months - Children	54	525	10.3%	10.0%	11.6%	12.0%
% of FP17s for the same patient ID Re-attending within 3 months - Adults	377	2,009	18.8%	15.6%	16.7%	15.9%
% of FP17s for the same patient ID Re-attending between 3 & 9 months - Children	155	525	29.5%	47.0%	47.3%	58.0%
% of FP17s for the same patient ID Re-attending between 3 & 9 months - Adults	587	2,009	29.2%	37.8%	38.3%	50.5%
% of FP17s for Band 1 Urgent Courses	494	2,395	20.6%	10.9%	10.5%	9.0%
% of FP17s Relating to Free Repair or Replacements	1	2,395	0.0%	0.6%	0.6%	0.8%
% of FP17s Relating to Continuations	3	2,395	0.1%	0.6%	0.8%	1.1%
% of Patients satisfied with the dentistry they have received	0	0	N/A	88.1%	89.0%	91.5%
% of Patients satisfied with the time they had to wait for an appointment	0	0	N/A	83.4%	84.2%	87.9%

* This is based on patients treated on this contract for their most recent course of treatment. Figures in italics indicate the base number of FP17s or Patient Questionnaire responses are less than 100. N/A is shown where the base number of responses is less than 10 during the period. % is calculated as Quantity/Base number*100

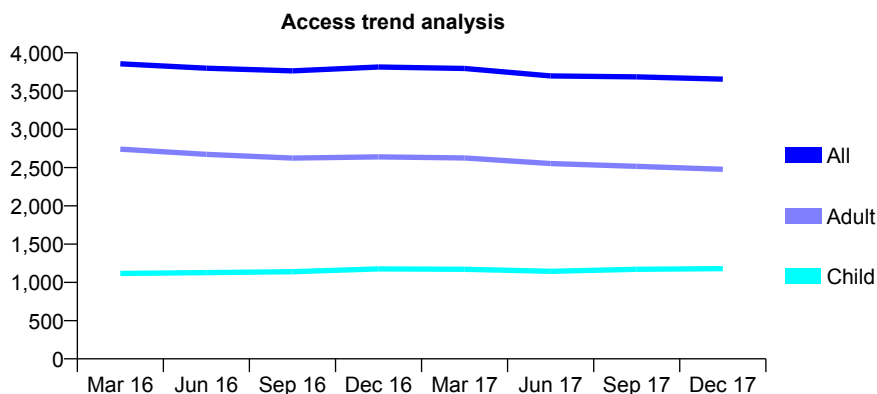
Q62 - Vital Signs At a Glance Contract Report for 862274/0001 - December 2017

Name or company name	MR D PATEL
Contract type name	GDS Contract
Purpose of contract	General
Contract start date	01/04/2008
Contract end date	

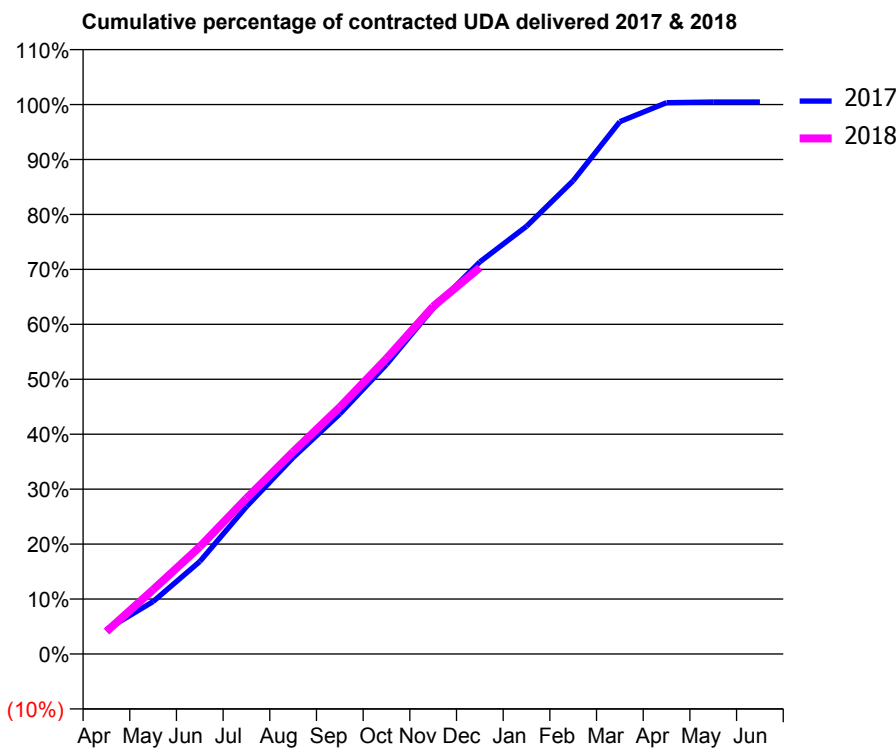
17/18 Contracted general activity (UDA)	12,778
Carry forward general activity (UDA)	-57
17/18 Contracted orthodontic activity (UOA)	0
Carry forward orthodontic activity (UOA)	0
Baseline contract value	£391,560.51

ACCESS*

Patients seen in 24 months	Total	Change since previous quarter
Quarter ending December 2016	3,815	
Quarter ending March 2017	3,796	→
Quarter ending June 2017	3,697	↓
Quarter ending September 2017	3,686	→
Quarter ending December 2017	3,656	→
Variance since December 2016	(4.2%)	↓



ACTIVITY



Month	Adjusted Scheduled Activity (UDA)	
	2017	2018
April	570	522
May	1,219	1,497
June	2,149	2,496
July	3,428	3,619
August	4,569	4,703
September	5,584	5,741
October	6,732	6,869
November	8,040	8,082
December	9,119	8,987
January	9,946	
February	11,008	
March	12,379	
April	12,821	
May	12,835	
June	12,835	

QUALITY

	Quantity	Base Number	Contract	AT	Region	England
% of FP17s for the same patient ID Re-attending within 3 months - Children	150	1,531	9.8%	10.0%	11.6%	12.0%
% of FP17s for the same patient ID Re-attending within 3 months - Adults	482	2,469	19.5%	15.6%	16.7%	15.9%
% of FP17s for the same patient ID Re-attending between 3 & 9 months - Children	975	1,531	63.7%	47.0%	47.3%	58.0%
% of FP17s for the same patient ID Re-attending between 3 & 9 months - Adults	1,158	2,469	46.9%	37.8%	38.3%	50.5%
% of FP17s for Band 1 Urgent Courses	548	3,845	14.3%	10.9%	10.5%	9.0%
% of FP17s Relating to Free Repair or Replacements	16	3,845	0.4%	0.6%	0.6%	0.8%
% of FP17s Relating to Continuations	14	3,845	0.4%	0.6%	0.8%	1.1%
% of Patients satisfied with the dentistry they have received	5	5	N/A	88.1%	89.0%	91.5%
% of Patients satisfied with the time they had to wait for an appointment	5	5	N/A	83.4%	84.2%	87.9%

* This is based on patients treated on this contract for their most recent course of treatment. Figures in italics indicate the base number of FP17s or Patient Questionnaire responses are less than 100. N/A is shown where the base number of responses is less than 10 during the period. % is calculated as Quantity/Base number*100

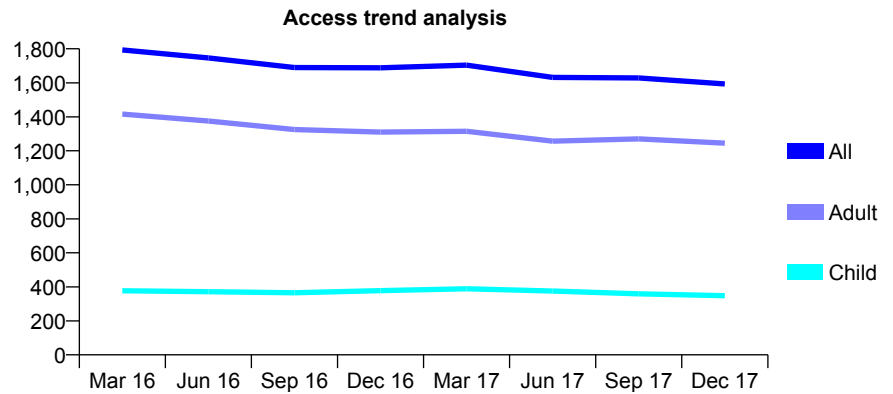
Q62 - Vital Signs At a Glance Contract Report for 886971/0001 - December 2017

Name or company name	MR AK SACHDEV
Contract type name	GDS Contract
Purpose of contract	General
Contract start date	01/04/2006
Contract end date	

17/18 Contracted general activity (UDA)	6,645
Carry forward general activity (UDA)	-133
17/18 Contracted orthodontic activity (UOA)	0
Carry forward orthodontic activity (UOA)	0
Baseline contract value	£187,326.84

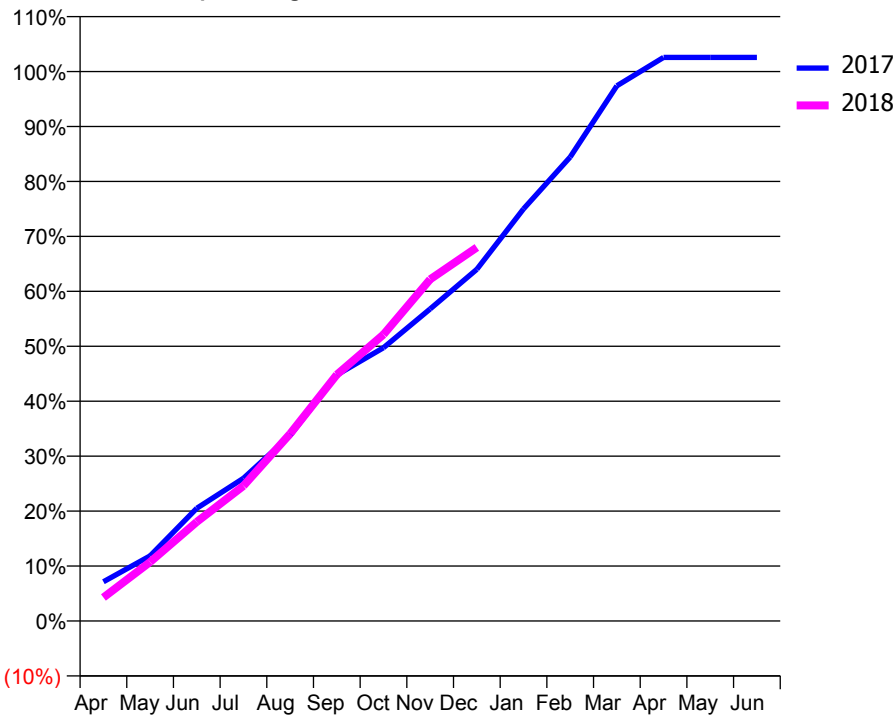
ACCESS*

Patients seen in 24 months	Total	Change since previous quarter
Quarter ending December 2016	1,688	
Quarter ending March 2017	1,704	→
Quarter ending June 2017	1,632	↓
Quarter ending September 2017	1,629	→
Quarter ending December 2017	1,593	↓
Variance since December 2016	(5.6%)	↓



ACTIVITY

Cumulative percentage of contracted UDA delivered 2017 & 2018



Month	Adjusted Scheduled Activity (UDA)	
	2017	2018
April	475	285
May	787	713
June	1,363	1,198
July	1,727	1,634
August	2,243	2,265
September	2,977	2,980
October	3,304	3,465
November	3,774	4,133
December	4,253	4,518
January	4,984	
February	5,610	
March	6,473	
April	6,815	
May	6,815	
June	6,815	

QUALITY

	Quantity	Base Number	Contract	AT	Region	England
% of FP17s for the same patient ID Re-attending within 3 months - Children	1	225	0.4%	10.0%	11.6%	12.0%
% of FP17s for the same patient ID Re-attending within 3 months - Adults	6	710	0.8%	15.6%	16.7%	15.9%
% of FP17s for the same patient ID Re-attending between 3 & 9 months - Children	63	225	28.0%	47.0%	47.3%	58.0%
% of FP17s for the same patient ID Re-attending between 3 & 9 months - Adults	209	710	29.4%	37.8%	38.3%	50.5%
% of FP17s for Band 1 Urgent Courses	18	876	2.1%	10.9%	10.5%	9.0%
% of FP17s Relating to Free Repair or Replacements	0	876	0.0%	0.6%	0.6%	0.8%
% of FP17s Relating to Continuations	0	876	0.0%	0.6%	0.8%	1.1%
% of Patients satisfied with the dentistry they have received	6	8	N/A	88.1%	89.0%	91.5%
% of Patients satisfied with the time they had to wait for an appointment	8	8	N/A	83.4%	84.2%	87.9%

* This is based on patients treated on this contract for their most recent course of treatment. Figures in italics indicate the base number of FP17s or Patient Questionnaire responses are less than 100. N/A is shown where the base number of responses is less than 10 during the period. % is calculated as Quantity/Base number*100

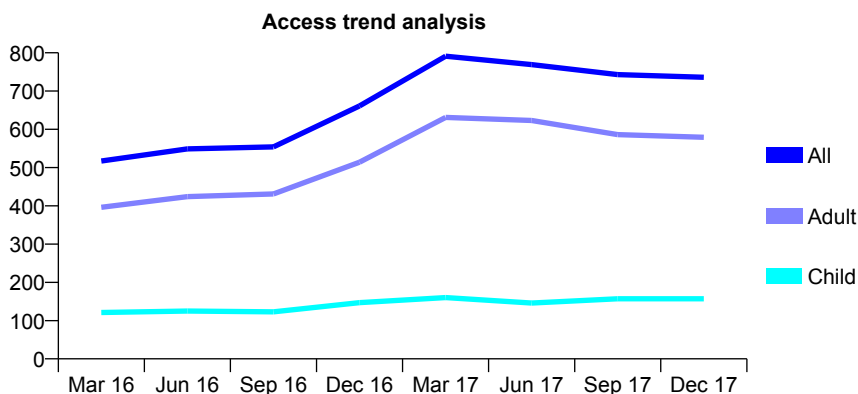
Q62 - Vital Signs At a Glance Contract Report for 887536/0001 - December 2017

Name or company name	MR AR PATEL
Contract type name	GDS Contract
Purpose of contract	General
Contract start date	01/04/2015
Contract end date	

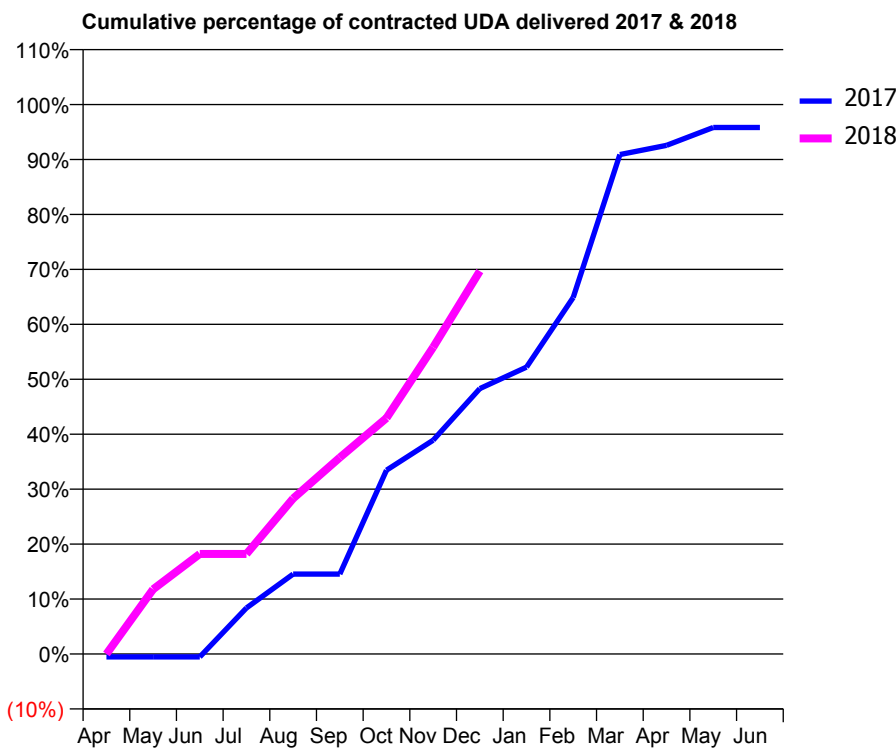
17/18 Contracted general activity (UDA)	1,838
Carry forward general activity (UDA)	0
17/18 Contracted orthodontic activity (UOA)	0
Carry forward orthodontic activity (UOA)	0
Baseline contract value	£57,678.02

ACCESS*

Patients seen in 24 months	Total	Change since previous quarter
Quarter ending December 2016	661	
Quarter ending March 2017	791	↑
Quarter ending June 2017	769	↓
Quarter ending September 2017	743	↓
Quarter ending December 2017	736	→
Variance since December 2016	11.3%	↑



ACTIVITY



Month	Adjusted Scheduled Activity (UDA)	
	2017	2018
April	-10	0
May	-10	216
June	-10	335
July	154	335
August	268	520
September	268	657
October	615	789
November	715	1,026
December	888	1,281
January	960	
February	1,192	
March	1,671	
April	1,701	
May	1,761	
June	1,761	

QUALITY

	Quantity	Base Number	Contract	AT	Region	England
% of FP17s for the same patient ID Re-attending within 3 months - Children	6	128	4.7%	10.0%	11.6%	12.0%
% of FP17s for the same patient ID Re-attending within 3 months - Adults	61	375	16.3%	15.6%	16.7%	15.9%
% of FP17s for the same patient ID Re-attending between 3 & 9 months - Children	40	128	31.3%	47.0%	47.3%	58.0%
% of FP17s for the same patient ID Re-attending between 3 & 9 months - Adults	73	375	19.5%	37.8%	38.3%	50.5%
% of FP17s for Band 1 Urgent Courses	33	472	7.0%	10.9%	10.5%	9.0%
% of FP17s Relating to Free Repair or Replacements	2	472	0.4%	0.6%	0.6%	0.8%
% of FP17s Relating to Continuations	5	472	1.1%	0.6%	0.8%	1.1%
% of Patients satisfied with the dentistry they have received	0	1	N/A	88.1%	89.0%	91.5%
% of Patients satisfied with the time they had to wait for an appointment	0	1	N/A	83.4%	84.2%	87.9%

* This is based on patients treated on this contract for their most recent course of treatment. Figures in italics indicate the base number of FP17s or Patient Questionnaire responses are less than 100. N/A is shown where the base number of responses is less than 10 during the period. % is calculated as Quantity/Base number*100

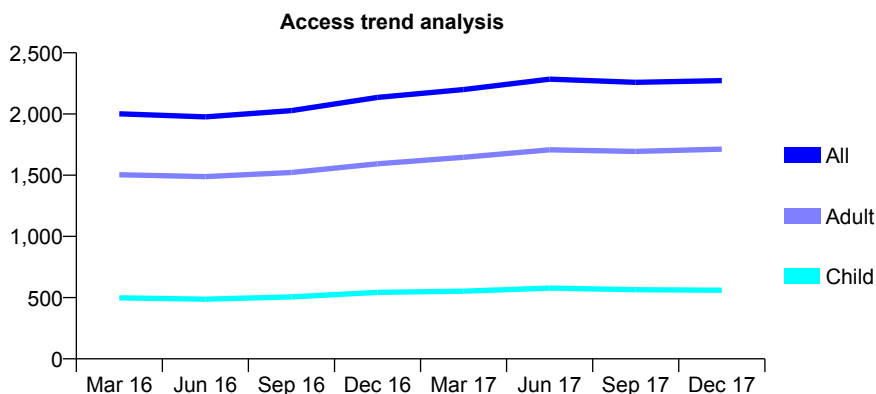
Q62 - Vital Signs At a Glance Contract Report for 888869/0002 - December 2017

Name or company name	MR MT RAJANI
Contract type name	GDS Contract
Purpose of contract	General
Contract start date	01/06/2011
Contract end date	

17/18 Contracted general activity (UDA)	5,346
Carry forward general activity (UDA)	88
17/18 Contracted orthodontic activity (UOA)	0
Carry forward orthodontic activity (UOA)	0
Baseline contract value	£156,608.54

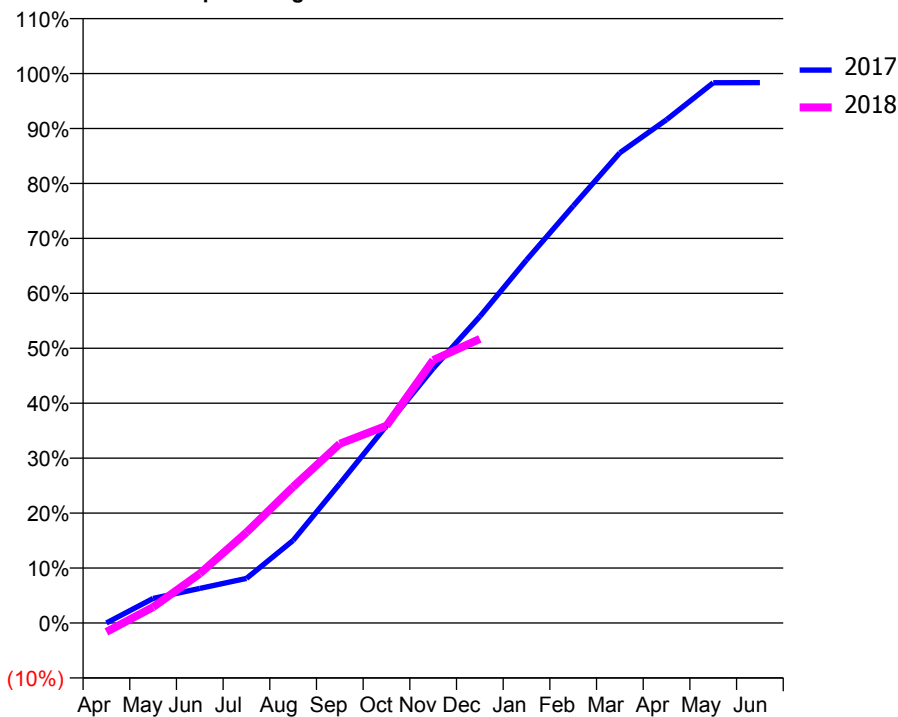
ACCESS*

Patients seen in 24 months	Total	Change since previous quarter
Quarter ending December 2016	2,136	
Quarter ending March 2017	2,200	↑
Quarter ending June 2017	2,285	↑
Quarter ending September 2017	2,259	↓
Quarter ending December 2017	2,273	→
Variance since December 2016	6.4%	↑



ACTIVITY

Cumulative percentage of contracted UDA delivered 2017 & 2018



Month	Adjusted Scheduled Activity (UDA)	
	2017	2018
April	0	-88
May	240	155
June	337	480
July	434	882
August	804	1,325
September	1,356	1,744
October	1,919	1,919
November	2,477	2,558
December	2,981	2,764
January	3,532	
February	4,057	
March	4,574	
April	4,896	
May	5,257	
June	5,258	

QUALITY

	Quantity	Base Number	Contract	AT	Region	England
% of FP17s for the same patient ID Re-attending within 3 months - Children	11	447	2.5%	10.0%	11.6%	12.0%
% of FP17s for the same patient ID Re-attending within 3 months - Adults	45	982	4.6%	15.6%	16.7%	15.9%
% of FP17s for the same patient ID Re-attending between 3 & 9 months - Children	209	447	46.8%	47.0%	47.3%	58.0%
% of FP17s for the same patient ID Re-attending between 3 & 9 months - Adults	260	982	26.5%	37.8%	38.3%	50.5%
% of FP17s for Band 1 Urgent Courses	26	1,214	2.1%	10.9%	10.5%	9.0%
% of FP17s Relating to Free Repair or Replacements	11	1,214	0.9%	0.6%	0.6%	0.8%
% of FP17s Relating to Continuations	2	1,214	0.2%	0.6%	0.8%	1.1%
% of Patients satisfied with the dentistry they have received	3	5	N/A	88.1%	89.0%	91.5%
% of Patients satisfied with the time they had to wait for an appointment	3	5	N/A	83.4%	84.2%	87.9%

* This is based on patients treated on this contract for their most recent course of treatment. Figures in italics indicate the base number of FP17s or Patient Questionnaire responses are less than 100. N/A is shown where the base number of responses is less than 10 during the period. % is calculated as Quantity/Base number*100

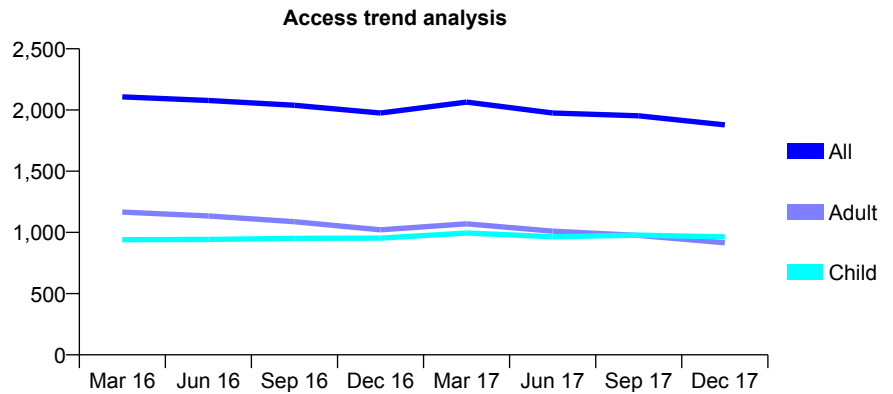
Q62 - Vital Signs At a Glance Contract Report for 890421/0002 - December 2017

Name or company name	MS M TADAION
Contract type name	GDS Contract
Purpose of contract	General
Contract start date	01/11/2013
Contract end date	

17/18 Contracted general activity (UDA)	5,845
Carry forward general activity (UDA)	-117
17/18 Contracted orthodontic activity (UOA)	0
Carry forward orthodontic activity (UOA)	0
Baseline contract value	£175,912.22

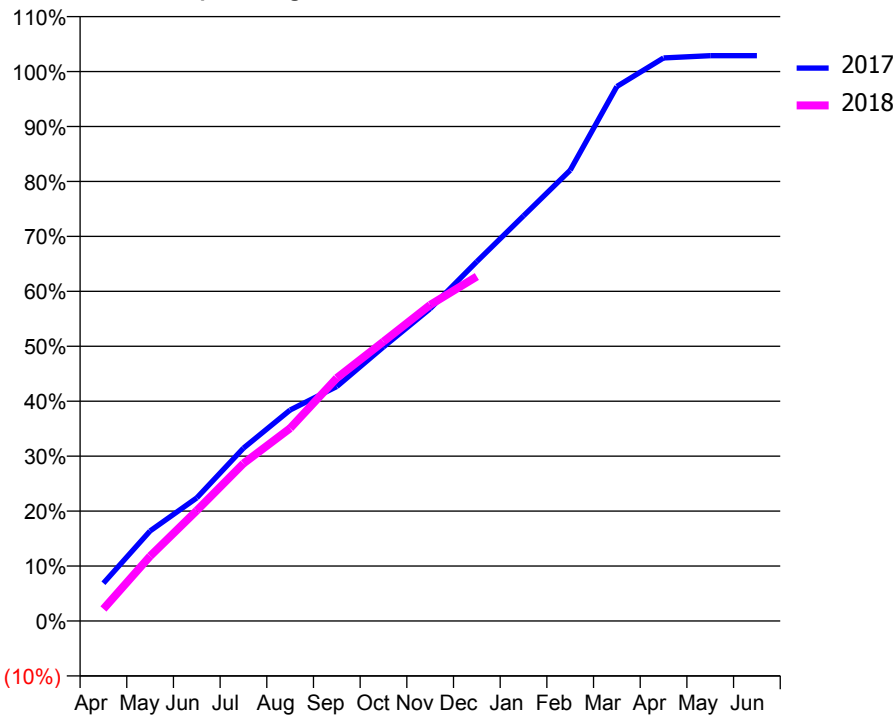
ACCESS*

Patients seen in 24 months	Total	Change since previous quarter
Quarter ending December 2016	1,975	
Quarter ending March 2017	2,065	↑
Quarter ending June 2017	1,975	↓
Quarter ending September 2017	1,953	↓
Quarter ending December 2017	1,879	↓
Variance since December 2016	(4.9%)	↓



ACTIVITY

Cumulative percentage of contracted UDA delivered 2017 & 2018



Month	Adjusted Scheduled Activity (UDA)	
	2017	2018
April	402	129
May	959	690
June	1,310	1,175
July	1,839	1,676
August	2,245	2,050
September	2,494	2,585
October	2,916	2,972
November	3,322	3,363
December	3,823	3,665
January	4,310	
February	4,795	
March	5,686	
April	5,989	
May	6,013	
June	6,013	

QUALITY

	Quantity	Base Number	Contract	AT	Region	England
% of FP17s for the same patient ID Re-attending within 3 months - Children	77	783	9.8%	10.0%	11.6%	12.0%
% of FP17s for the same patient ID Re-attending within 3 months - Adults	86	570	15.1%	15.6%	16.7%	15.9%
% of FP17s for the same patient ID Re-attending between 3 & 9 months - Children	286	783	36.5%	47.0%	47.3%	58.0%
% of FP17s for the same patient ID Re-attending between 3 & 9 months - Adults	115	570	20.2%	37.8%	38.3%	50.5%
% of FP17s for Band 1 Urgent Courses	118	1,251	9.4%	10.9%	10.5%	9.0%
% of FP17s Relating to Free Repair or Replacements	0	1,251	0.0%	0.6%	0.6%	0.8%
% of FP17s Relating to Continuations	0	1,251	0.0%	0.6%	0.8%	1.1%
% of Patients satisfied with the dentistry they have received	0	0	N/A	88.1%	89.0%	91.5%
% of Patients satisfied with the time they had to wait for an appointment	0	0	N/A	83.4%	84.2%	87.9%

* This is based on patients treated on this contract for their most recent course of treatment. Figures in italics indicate the base number of FP17s or Patient Questionnaire responses are less than 100. N/A is shown where the base number of responses is less than 10 during the period. % is calculated as Quantity/Base number*100

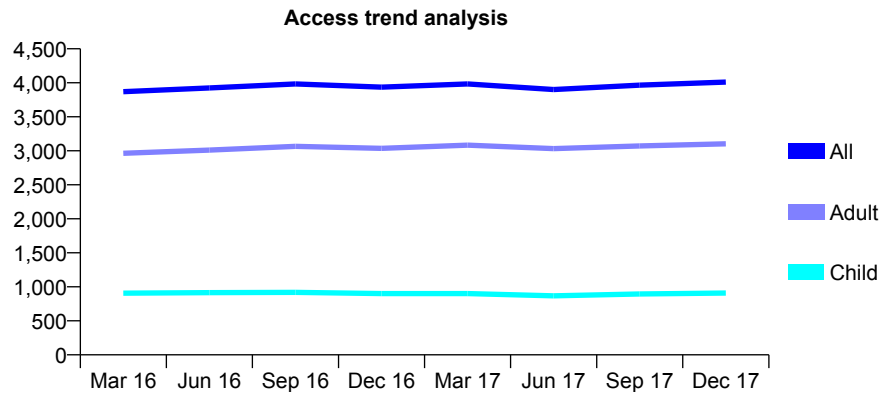
Q62 - Vital Signs At a Glance Contract Report for 890952/0001 - December 2017

Name or company name	M Clarke and L Marnitz
Contract type name	GDS Contract
Purpose of contract	General
Contract start date	01/04/2006
Contract end date	

17/18 Contracted general activity (UDA)	11,271
Carry forward general activity (UDA)	-83
17/18 Contracted orthodontic activity (UOA)	0
Carry forward orthodontic activity (UOA)	0
Baseline contract value	£346,334.07

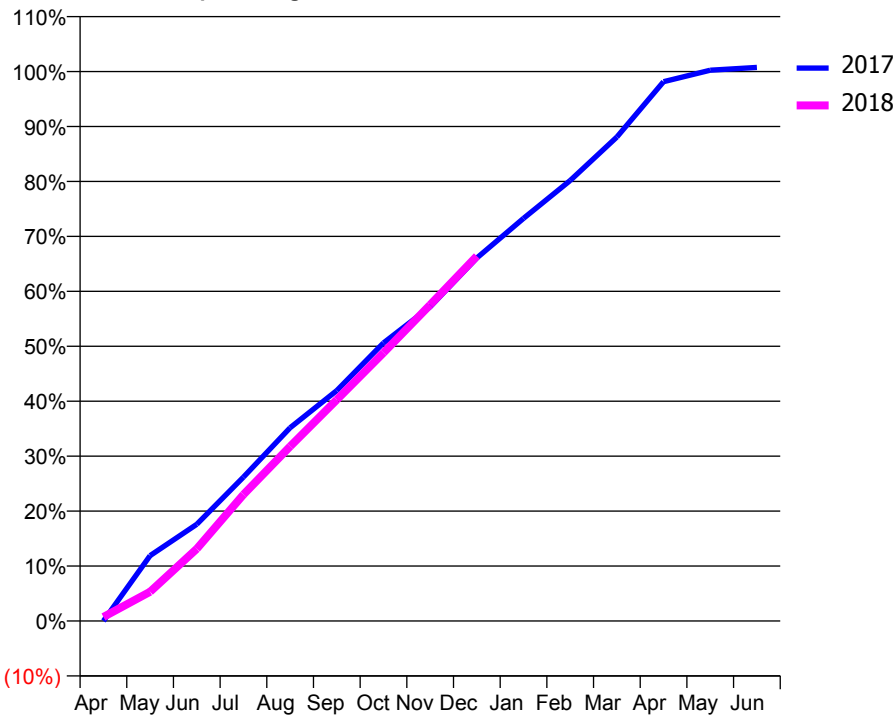
ACCESS*

Patients seen in 24 months	Total	Change since previous quarter
Quarter ending December 2016	3,936	
Quarter ending March 2017	3,984	→
Quarter ending June 2017	3,900	↓
Quarter ending September 2017	3,966	→
Quarter ending December 2017	4,011	→
Variance since December 2016	1.9%	→



ACTIVITY

Cumulative percentage of contracted UDA delivered 2017 & 2018



Month	Adjusted Scheduled Activity (UDA)	
	2017	2018
April	0	83
May	1,343	601
June	1,985	1,481
July	2,952	2,594
August	3,966	3,583
September	4,727	4,539
October	5,705	5,503
November	6,445	6,486
December	7,445	7,485
January	8,259	
February	9,037	
March	9,928	
April	11,063	
May	11,299	
June	11,354	

QUALITY

	Quantity	Base Number	Contract	AT	Region	England
% of FP17s for the same patient ID Re-attending within 3 months - Children	69	961	7.2%	10.0%	11.6%	12.0%
% of FP17s for the same patient ID Re-attending within 3 months - Adults	406	2,901	14.0%	15.6%	16.7%	15.9%
% of FP17s for the same patient ID Re-attending between 3 & 9 months - Children	482	961	50.2%	47.0%	47.3%	58.0%
% of FP17s for the same patient ID Re-attending between 3 & 9 months - Adults	1,108	2,901	38.2%	37.8%	38.3%	50.5%
% of FP17s for Band 1 Urgent Courses	224	3,308	6.8%	10.9%	10.5%	9.0%
% of FP17s Relating to Free Repair or Replacements	25	3,308	0.8%	0.6%	0.6%	0.8%
% of FP17s Relating to Continuations	103	3,308	3.1%	0.6%	0.8%	1.1%
% of Patients satisfied with the dentistry they have received	6	6	N/A	88.1%	89.0%	91.5%
% of Patients satisfied with the time they had to wait for an appointment	5	6	N/A	83.4%	84.2%	87.9%

* This is based on patients treated on this contract for their most recent course of treatment. Figures in italics indicate the base number of FP17s or Patient Questionnaire responses are less than 100. N/A is shown where the base number of responses is less than 10 during the period. % is calculated as Quantity/Base number*100

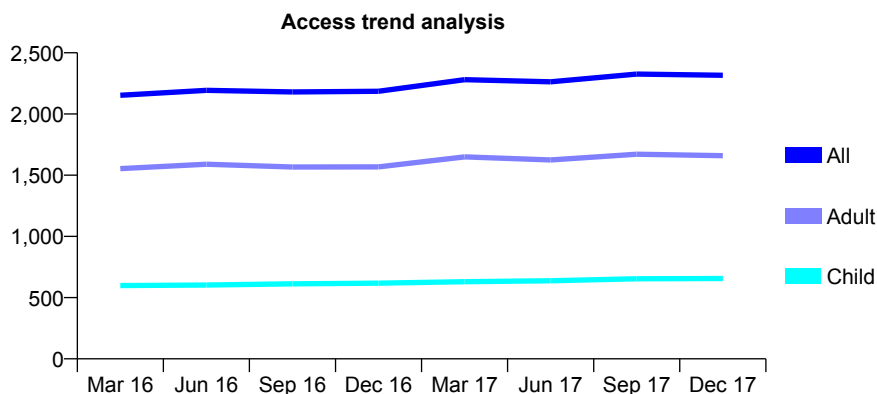
Q62 - Vital Signs At a Glance Contract Report for 899798/0005 - December 2017

Name or company name	Mr R L Shah & Dr S Shah
Contract type name	GDS Contract
Purpose of contract	General
Contract start date	01/03/2011
Contract end date	

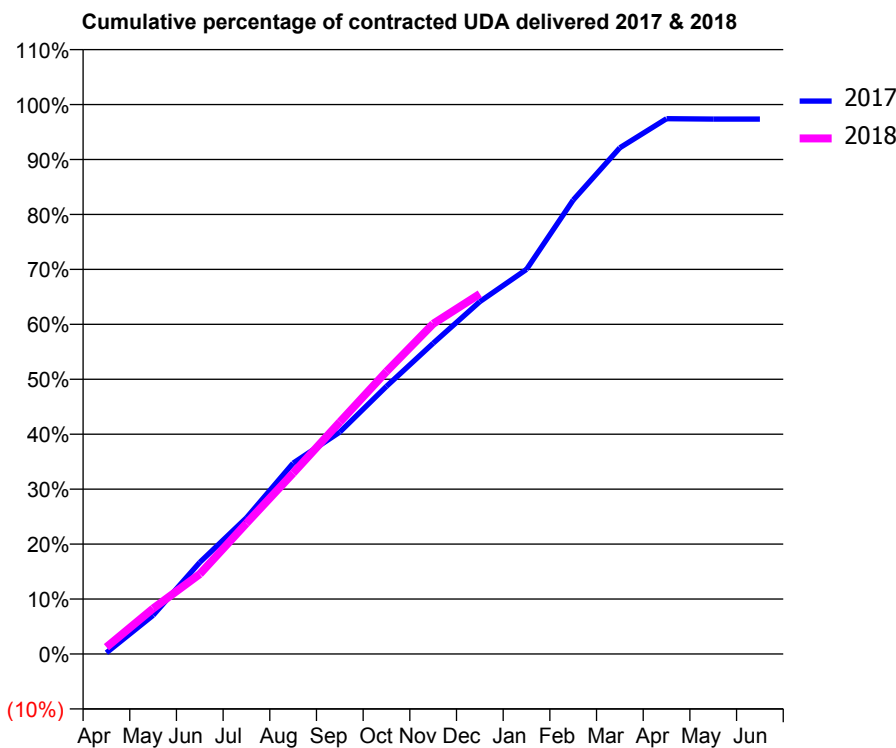
17/18 Contracted general activity (UDA)	5,166
Carry forward general activity (UDA)	137
17/18 Contracted orthodontic activity (UOA)	0
Carry forward orthodontic activity (UOA)	0
Baseline contract value	£149,763.70

ACCESS*

Patients seen in 24 months	Total	Change since previous quarter
Quarter ending December 2016	2,186	
Quarter ending March 2017	2,280	↑
Quarter ending June 2017	2,263	→
Quarter ending September 2017	2,326	↑
Quarter ending December 2017	2,316	→
Variance since December 2016	5.9%	↑



ACTIVITY



Month	Adjusted Scheduled Activity (UDA)	
	2017	2018
April	12	64
May	364	428
June	862	751
July	1,280	1,229
August	1,794	1,701
September	2,087	2,181
October	2,517	2,656
November	2,921	3,105
December	3,313	3,386
January	3,616	
February	4,268	
March	4,760	
April	5,032	
May	5,029	
June	5,029	

QUALITY

	Quantity	Base Number	Contract	AT	Region	England
% of FP17s for the same patient ID Re-attending within 3 months - Children	13	551	2.4%	10.0%	11.6%	12.0%
% of FP17s for the same patient ID Re-attending within 3 months - Adults	113	1,259	9.0%	15.6%	16.7%	15.9%
% of FP17s for the same patient ID Re-attending between 3 & 9 months - Children	251	551	45.6%	47.0%	47.3%	58.0%
% of FP17s for the same patient ID Re-attending between 3 & 9 months - Adults	513	1,259	40.7%	37.8%	38.3%	50.5%
% of FP17s for Band 1 Urgent Courses	130	1,697	7.7%	10.9%	10.5%	9.0%
% of FP17s Relating to Free Repair or Replacements	9	1,697	0.5%	0.6%	0.6%	0.8%
% of FP17s Relating to Continuations	2	1,697	0.1%	0.6%	0.8%	1.1%
% of Patients satisfied with the dentistry they have received	0	1	N/A	88.1%	89.0%	91.5%
% of Patients satisfied with the time they had to wait for an appointment	0	1	N/A	83.4%	84.2%	87.9%

* This is based on patients treated on this contract for their most recent course of treatment. Figures in italics indicate the base number of FP17s or Patient Questionnaire responses are less than 100. N/A is shown where the base number of responses is less than 10 during the period. % is calculated as Quantity/Base number*100

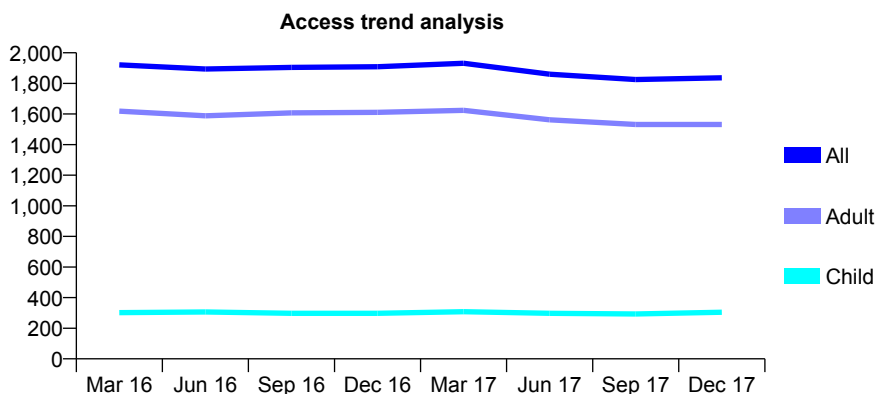
Q62 - Vital Signs At a Glance Contract Report for 906476/0001 - December 2017

Name or company name	Maria Maliderou
Contract type name	GDS Contract
Purpose of contract	General
Contract start date	01/04/2006
Contract end date	

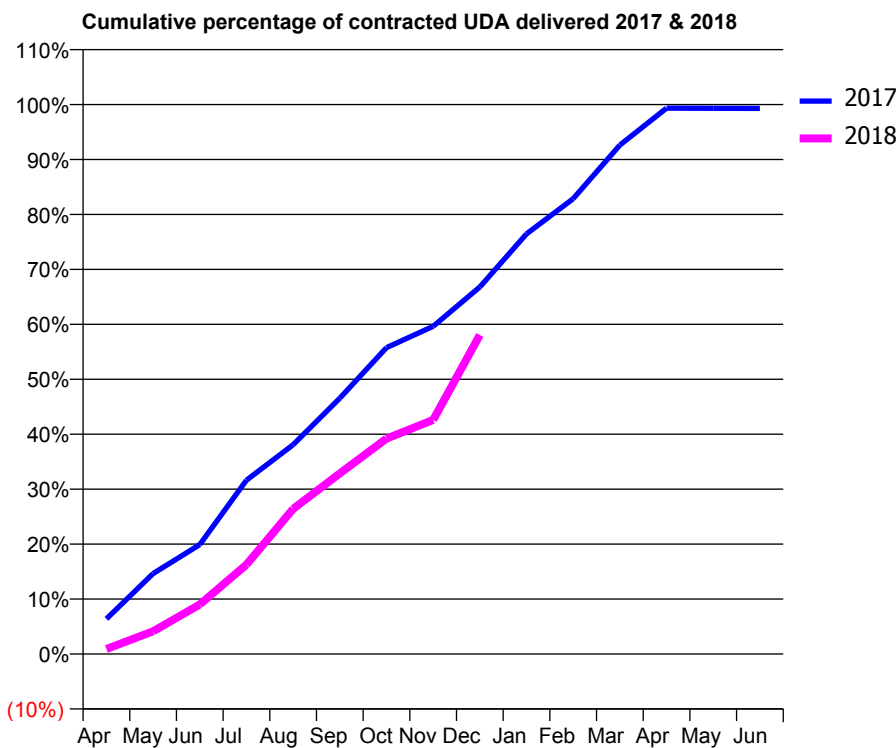
17/18 Contracted general activity (UDA)	8,062
Carry forward general activity (UDA)	57
17/18 Contracted orthodontic activity (UOA)	0
Carry forward orthodontic activity (UOA)	0
Baseline contract value	£260,334.20

ACCESS*

Patients seen in 24 months	Total	Change since previous quarter
Quarter ending December 2016	1,909	
Quarter ending March 2017	1,932	→
Quarter ending June 2017	1,860	↓
Quarter ending September 2017	1,825	↓
Quarter ending December 2017	1,837	→
Variance since December 2016	(3.8%)	↓



ACTIVITY



Month	Adjusted Scheduled Activity (UDA)	
	2017	2018
April	515	73
May	1,180	334
June	1,605	727
July	2,551	1,311
August	3,071	2,130
September	3,754	2,649
October	4,495	3,161
November	4,808	3,434
December	5,385	4,681
January	6,163	
February	6,680	
March	7,467	
April	8,008	
May	8,007	
June	8,005	

QUALITY

	Quantity	Base Number	Contract	AT	Region	England
% of FP17s for the same patient ID Re-attending within 3 months - Children	15	276	5.4%	10.0%	11.6%	12.0%
% of FP17s for the same patient ID Re-attending within 3 months - Adults	186	1,427	13.0%	15.6%	16.7%	15.9%
% of FP17s for the same patient ID Re-attending between 3 & 9 months - Children	133	276	48.2%	47.0%	47.3%	58.0%
% of FP17s for the same patient ID Re-attending between 3 & 9 months - Adults	743	1,427	52.1%	37.8%	38.3%	50.5%
% of FP17s for Band 1 Urgent Courses	58	1,549	3.7%	10.9%	10.5%	9.0%
% of FP17s Relating to Free Repair or Replacements	1	1,549	0.1%	0.6%	0.6%	0.8%
% of FP17s Relating to Continuations	0	1,549	0.0%	0.6%	0.8%	1.1%
% of Patients satisfied with the dentistry they have received	10	10	100.0%	88.1%	89.0%	91.5%
% of Patients satisfied with the time they had to wait for an appointment	9	10	90.0%	83.4%	84.2%	87.9%

* This is based on patients treated on this contract for their most recent course of treatment. Figures in italics indicate the base number of FP17s or Patient Questionnaire responses are less than 100. N/A is shown where the base number of responses is less than 10 during the period. % is calculated as Quantity/Base number*100

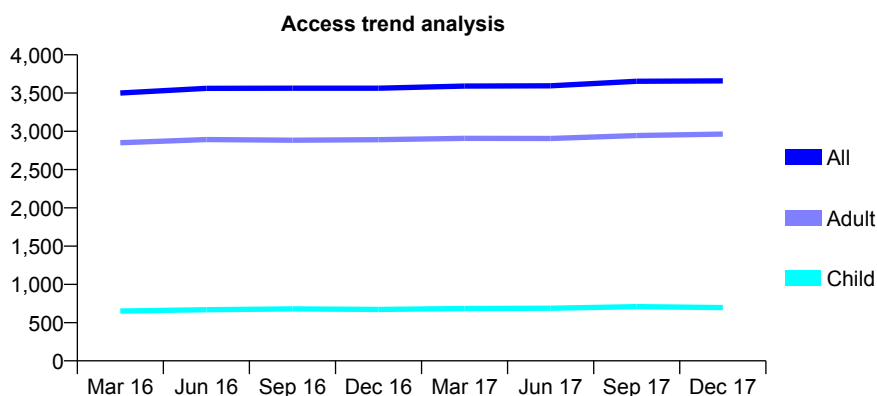
Q62 - Vital Signs At a Glance Contract Report for 908479/0001 - December 2017

Name or company name	MR JE ASQUITH
Contract type name	GDS Contract
Purpose of contract	General
Contract start date	01/04/2006
Contract end date	

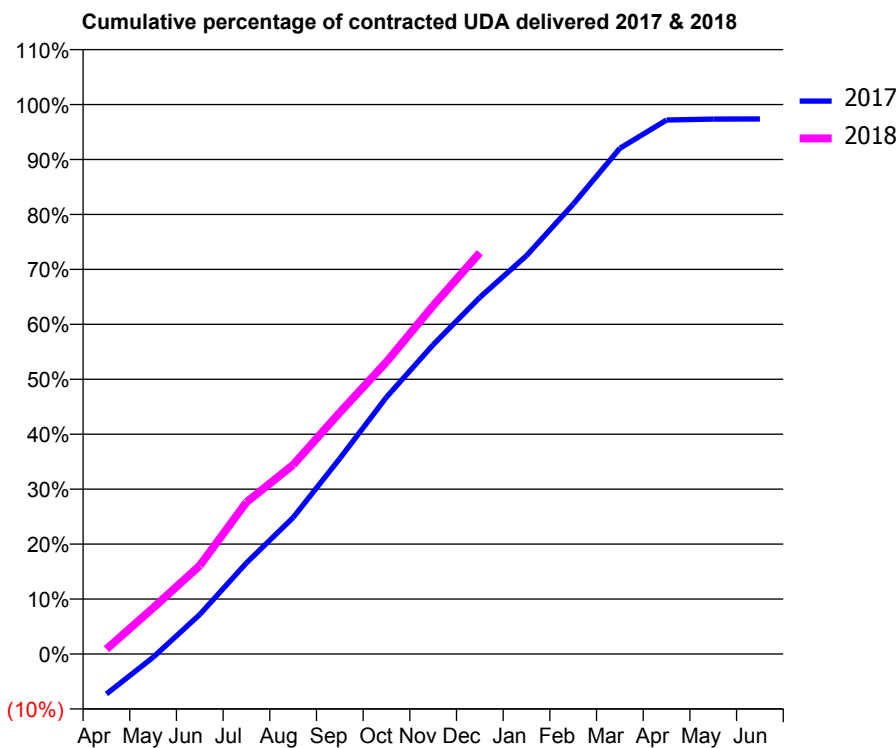
17/18 Contracted general activity (UDA)	10,980
Carry forward general activity (UDA)	290
17/18 Contracted orthodontic activity (UOA)	0
Carry forward orthodontic activity (UOA)	0
Baseline contract value	£256,493.07

ACCESS*

Patients seen in 24 months	Total	Change since previous quarter
Quarter ending December 2016	3,563	
Quarter ending March 2017	3,592	→
Quarter ending June 2017	3,595	→
Quarter ending September 2017	3,654	→
Quarter ending December 2017	3,659	→
Variance since December 2016	2.7%	↑



ACTIVITY



Month	Adjusted Scheduled Activity (UDA)	
	2017	2018
April	-800	98
May	-67	921
June	790	1,769
July	1,821	3,034
August	2,727	3,780
September	3,906	4,826
October	5,133	5,838
November	6,180	6,961
December	7,126	8,019
January	7,961	
February	8,989	
March	10,106	
April	10,669	
May	10,688	
June	10,690	

QUALITY

	Quantity	Base Number	Contract	AT	Region	England
% of FP17s for the same patient ID Re-attending within 3 months - Children	28	619	4.5%	10.0%	11.6%	12.0%
% of FP17s for the same patient ID Re-attending within 3 months - Adults	302	2,709	11.1%	15.6%	16.7%	15.9%
% of FP17s for the same patient ID Re-attending between 3 & 9 months - Children	274	619	44.3%	47.0%	47.3%	58.0%
% of FP17s for the same patient ID Re-attending between 3 & 9 months - Adults	1,294	2,709	47.8%	37.8%	38.3%	50.5%
% of FP17s for Band 1 Urgent Courses	272	3,125	8.7%	10.9%	10.5%	9.0%
% of FP17s Relating to Free Repair or Replacements	45	3,125	1.4%	0.6%	0.6%	0.8%
% of FP17s Relating to Continuations	10	3,125	0.3%	0.6%	0.8%	1.1%
% of Patients satisfied with the dentistry they have received	5	6	N/A	88.1%	89.0%	91.5%
% of Patients satisfied with the time they had to wait for an appointment	6	6	N/A	83.4%	84.2%	87.9%

* This is based on patients treated on this contract for their most recent course of treatment. Figures in italics indicate the base number of FP17s or Patient Questionnaire responses are less than 100. N/A is shown where the base number of responses is less than 10 during the period. % is calculated as Quantity/Base number*100

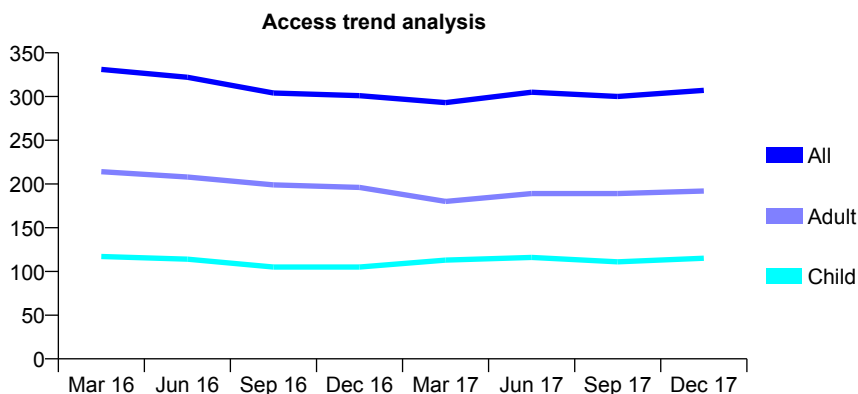
Q62 - Vital Signs At a Glance Contract Report for 909114/0001 - December 2017

Name or company name	MR PA CASPERSONN
Contract type name	GDS Contract
Purpose of contract	General
Contract start date	01/04/2006
Contract end date	

17/18 Contracted general activity (UDA)	1,725
Carry forward general activity (UDA)	-12
17/18 Contracted orthodontic activity (UOA)	0
Carry forward orthodontic activity (UOA)	0
Baseline contract value	£54,812.42

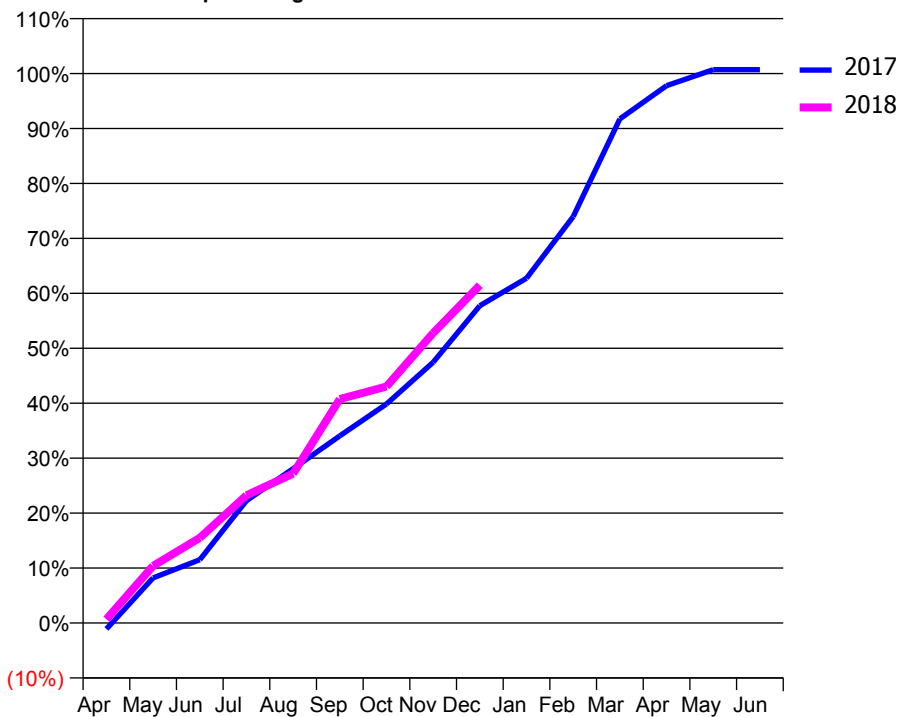
ACCESS*

Patients seen in 24 months	Total	Change since previous quarter
Quarter ending December 2016	301	
Quarter ending March 2017	293	↓
Quarter ending June 2017	305	↑
Quarter ending September 2017	300	↓
Quarter ending December 2017	307	↑
Variance since December 2016	2.0%	→



ACTIVITY

Cumulative percentage of contracted UDA delivered 2017 & 2018



Month	Adjusted Scheduled Activity (UDA)	
	2017	2018
April	-19	12
May	142	179
June	199	267
July	384	401
August	484	469
September	587	703
October	687	742
November	819	910
December	996	1,060
January	1,082	
February	1,276	
March	1,583	
April	1,687	
May	1,737	
June	1,737	

QUALITY

	Quantity	Base Number	Contract	AT	Region	England
% of FP17s for the same patient ID Re-attending within 3 months - Children	4	83	4.8%	10.0%	11.6%	12.0%
% of FP17s for the same patient ID Re-attending within 3 months - Adults	17	153	11.1%	15.6%	16.7%	15.9%
% of FP17s for the same patient ID Re-attending between 3 & 9 months - Children	25	83	30.1%	47.0%	47.3%	58.0%
% of FP17s for the same patient ID Re-attending between 3 & 9 months - Adults	63	153	41.2%	37.8%	38.3%	50.5%
% of FP17s for Band 1 Urgent Courses	17	210	8.1%	10.9%	10.5%	9.0%
% of FP17s Relating to Free Repair or Replacements	0	210	0.0%	0.6%	0.6%	0.8%
% of FP17s Relating to Continuations	0	210	0.0%	0.6%	0.8%	1.1%
% of Patients satisfied with the dentistry they have received	1	1	N/A	88.1%	89.0%	91.5%
% of Patients satisfied with the time they had to wait for an appointment	1	1	N/A	83.4%	84.2%	87.9%

* This is based on patients treated on this contract for their most recent course of treatment. Figures in italics indicate the base number of FP17s or Patient Questionnaire responses are less than 100. N/A is shown where the base number of responses is less than 10 during the period. % is calculated as Quantity/Base number*100

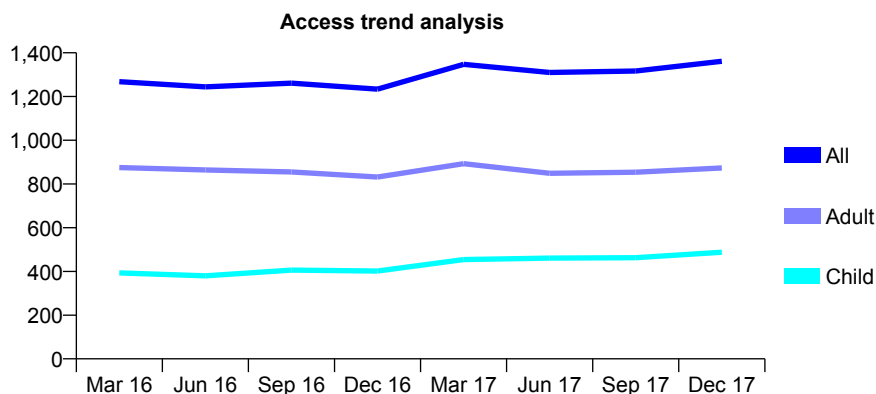
Q62 - Vital Signs At a Glance Contract Report for 909890/0001 - December 2017

Name or company name	MR BS AL-NAHER
Contract type name	GDS Contract
Purpose of contract	General
Contract start date	01/04/2006
Contract end date	

17/18 Contracted general activity (UDA)	4,680
Carry forward general activity (UDA)	44
17/18 Contracted orthodontic activity (UOA)	0
Carry forward orthodontic activity (UOA)	0
Baseline contract value	£148,597.82

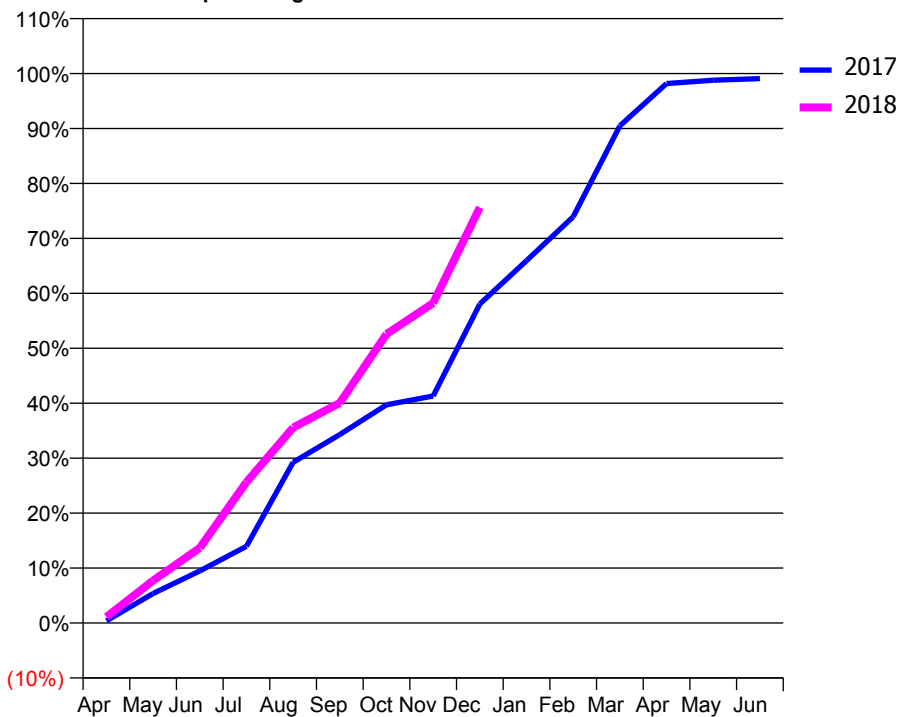
ACCESS*

Patients seen in 24 months	Total	Change since previous quarter
Quarter ending December 2016	1,234	
Quarter ending March 2017	1,347	↑
Quarter ending June 2017	1,310	↓
Quarter ending September 2017	1,317	→
Quarter ending December 2017	1,361	↑
Variance since December 2016	10.3%	↑



ACTIVITY

Cumulative percentage of contracted UDA delivered 2017 & 2018



Month	Adjusted Scheduled Activity (UDA)	
	2017	2018
April	19	52
May	251	362
June	444	640
July	653	1,200
August	1,369	1,664
September	1,605	1,875
October	1,859	2,460
November	1,934	2,725
December	2,717	3,539
January	3,086	
February	3,460	
March	4,234	
April	4,594	
May	4,623	
June	4,636	

QUALITY

	Quantity	Base Number	Contract	AT	Region	England
% of FP17s for the same patient ID Re-attending within 3 months - Children	50	469	10.7%	10.0%	11.6%	12.0%
% of FP17s for the same patient ID Re-attending within 3 months - Adults	155	636	24.4%	15.6%	16.7%	15.9%
% of FP17s for the same patient ID Re-attending between 3 & 9 months - Children	170	469	36.2%	47.0%	47.3%	58.0%
% of FP17s for the same patient ID Re-attending between 3 & 9 months - Adults	216	636	34.0%	37.8%	38.3%	50.5%
% of FP17s for Band 1 Urgent Courses	115	1,009	11.4%	10.9%	10.5%	9.0%
% of FP17s Relating to Free Repair or Replacements	0	1,009	0.0%	0.6%	0.6%	0.8%
% of FP17s Relating to Continuations	0	1,009	0.0%	0.6%	0.8%	1.1%
% of Patients satisfied with the dentistry they have received	0	0	N/A	88.1%	89.0%	91.5%
% of Patients satisfied with the time they had to wait for an appointment	0	0	N/A	83.4%	84.2%	87.9%

* This is based on patients treated on this contract for their most recent course of treatment. Figures in italics indicate the base number of FP17s or Patient Questionnaire responses are less than 100. N/A is shown where the base number of responses is less than 10 during the period. % is calculated as Quantity/Base number*100

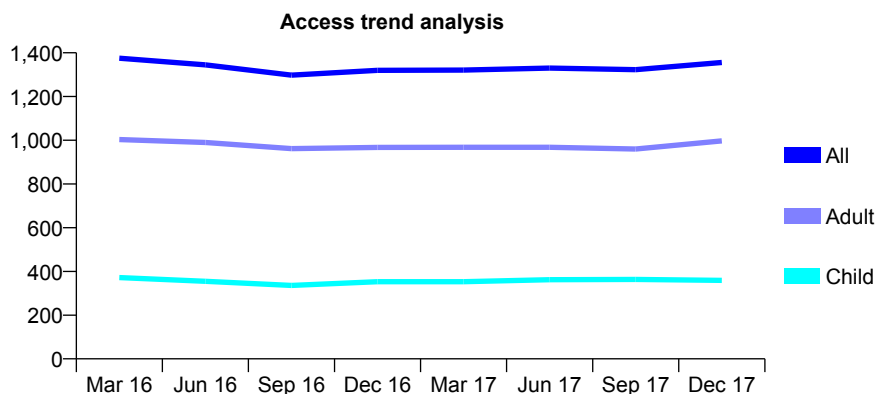
Q62 - Vital Signs At a Glance Contract Report for 910309/0001 - December 2017

Name or company name	MR AN LEUNG
Contract type name	GDS Contract
Purpose of contract	General
Contract start date	01/04/2006
Contract end date	

17/18 Contracted general activity (UDA)	9,600
Carry forward general activity (UDA)	119
17/18 Contracted orthodontic activity (UOA)	0
Carry forward orthodontic activity (UOA)	0
Baseline contract value	£333,849.55

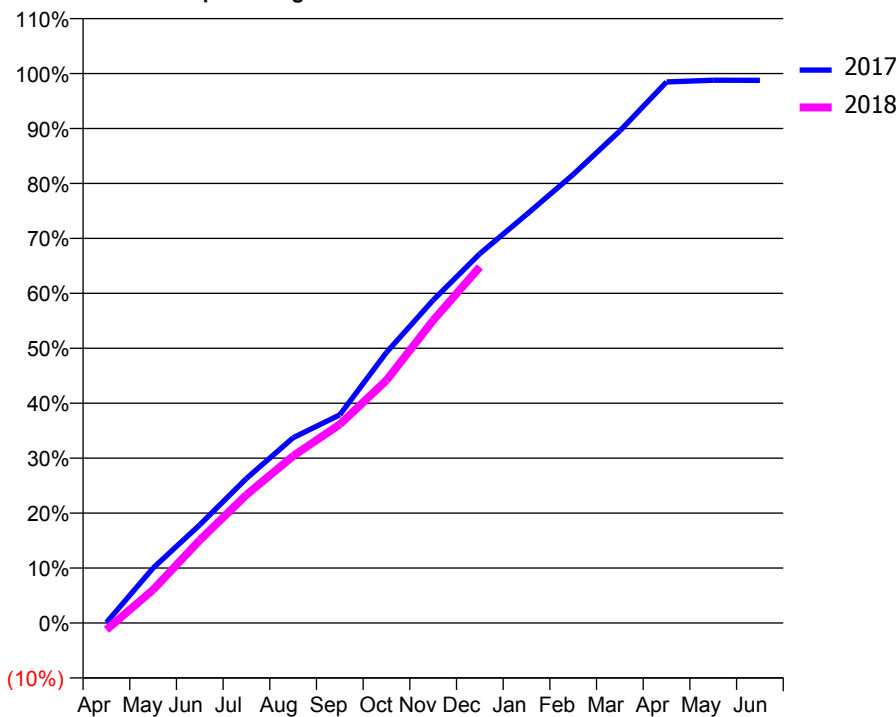
ACCESS*

Patients seen in 24 months	Total	Change since previous quarter
Quarter ending December 2016	1,320	
Quarter ending March 2017	1,321	→
Quarter ending June 2017	1,330	→
Quarter ending September 2017	1,323	→
Quarter ending December 2017	1,356	↑
Variance since December 2016	2.7%	↑



ACTIVITY

Cumulative percentage of contracted UDA delivered 2017 & 2018



Month	Adjusted Scheduled Activity (UDA)	
	2017	2018
April	8	-119
May	960	582
June	1,717	1,447
July	2,527	2,240
August	3,237	2,918
September	3,638	3,471
October	4,727	4,241
November	5,642	5,288
December	6,452	6,220
January	7,137	
February	7,835	
March	8,597	
April	9,452	
May	9,482	
June	9,481	

QUALITY

	Quantity	Base Number	Contract	AT	Region	England
% of FP17s for the same patient ID Re-attending within 3 months - Children	25	328	7.6%	10.0%	11.6%	12.0%
% of FP17s for the same patient ID Re-attending within 3 months - Adults	174	994	17.5%	15.6%	16.7%	15.9%
% of FP17s for the same patient ID Re-attending between 3 & 9 months - Children	148	328	45.1%	47.0%	47.3%	58.0%
% of FP17s for the same patient ID Re-attending between 3 & 9 months - Adults	442	994	44.5%	37.8%	38.3%	50.5%
% of FP17s for Band 1 Urgent Courses	147	1,163	12.6%	10.9%	10.5%	9.0%
% of FP17s Relating to Free Repair or Replacements	1	1,163	0.1%	0.6%	0.6%	0.8%
% of FP17s Relating to Continuations	6	1,163	0.5%	0.6%	0.8%	1.1%
% of Patients satisfied with the dentistry they have received	1	1	N/A	88.1%	89.0%	91.5%
% of Patients satisfied with the time they had to wait for an appointment	1	1	N/A	83.4%	84.2%	87.9%

* This is based on patients treated on this contract for their most recent course of treatment. Figures in italics indicate the base number of FP17s or Patient Questionnaire responses are less than 100. N/A is shown where the base number of responses is less than 10 during the period. % is calculated as Quantity/Base number*100

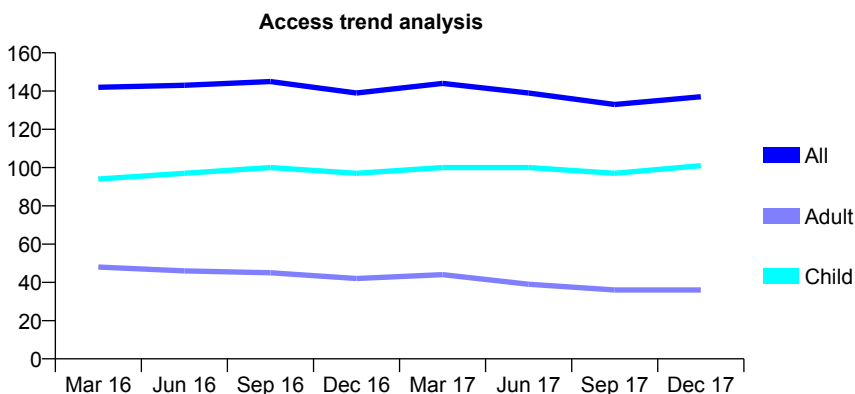
Q62 - Vital Signs At a Glance Contract Report for 916412/0001 - December 2017

Name or company name	MR MS LEE
Contract type name	GDS Contract
Purpose of contract	General
Contract start date	01/04/2006
Contract end date	

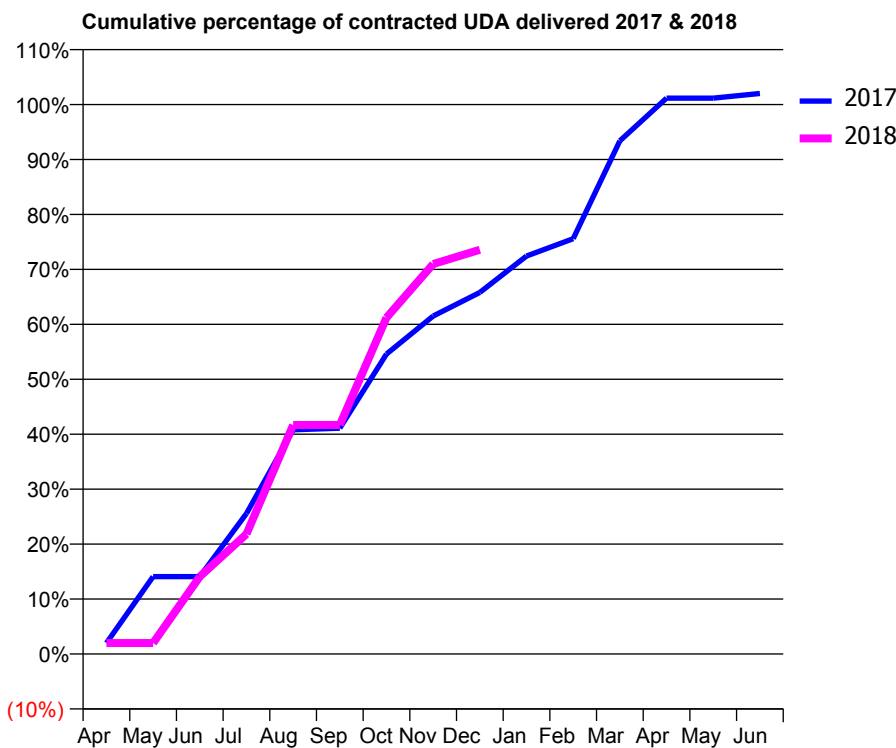
17/18 Contracted general activity (UDA)	348
Carry forward general activity (UDA)	-7
17/18 Contracted orthodontic activity (UOA)	0
Carry forward orthodontic activity (UOA)	0
Baseline contract value	£9,037.23

ACCESS*

Patients seen in 24 months	Total	Change since previous quarter
Quarter ending December 2016	139	
Quarter ending March 2017	144	↑
Quarter ending June 2017	139	↓
Quarter ending September 2017	133	↓
Quarter ending December 2017	137	↑
Variance since December 2016	(1.4%)	↓



ACTIVITY



Month	Adjusted Scheduled Activity (UDA)	
	2017	2018
April	7	7
May	49	7
June	49	49
July	89	76
August	142	145
September	143	145
October	190	213
November	214	247
December	229	256
January	252	
February	263	
March	325	
April	352	
May	352	
June	355	

QUALITY

	Quantity	Base Number	Contract	AT	Region	England
% of FP17s for the same patient ID Re-attending within 3 months - Children	0	68	0.0%	10.0%	11.6%	12.0%
% of FP17s for the same patient ID Re-attending within 3 months - Adults	1	21	4.8%	15.6%	16.7%	15.9%
% of FP17s for the same patient ID Re-attending between 3 & 9 months - Children	18	68	26.5%	47.0%	47.3%	58.0%
% of FP17s for the same patient ID Re-attending between 3 & 9 months - Adults	3	21	14.3%	37.8%	38.3%	50.5%
% of FP17s for Band 1 Urgent Courses	0	79	0.0%	10.9%	10.5%	9.0%
% of FP17s Relating to Free Repair or Replacements	0	79	0.0%	0.6%	0.6%	0.8%
% of FP17s Relating to Continuations	0	79	0.0%	0.6%	0.8%	1.1%
% of Patients satisfied with the dentistry they have received	0	0	N/A	88.1%	89.0%	91.5%
% of Patients satisfied with the time they had to wait for an appointment	0	0	N/A	83.4%	84.2%	87.9%

* This is based on patients treated on this contract for their most recent course of treatment. Figures in italics indicate the base number of FP17s or Patient Questionnaire responses are less than 100. N/A is shown where the base number of responses is less than 10 during the period. % is calculated as Quantity/Base number*100

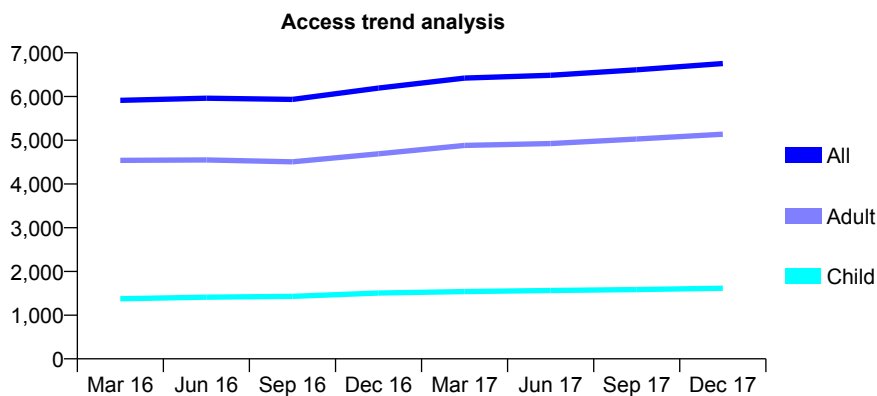
Q62 - Vital Signs At a Glance Contract Report for 918628/0001 - December 2017

Name or company name	MR P VAID
Contract type name	GDS Contract
Purpose of contract	General
Contract start date	01/04/2006
Contract end date	

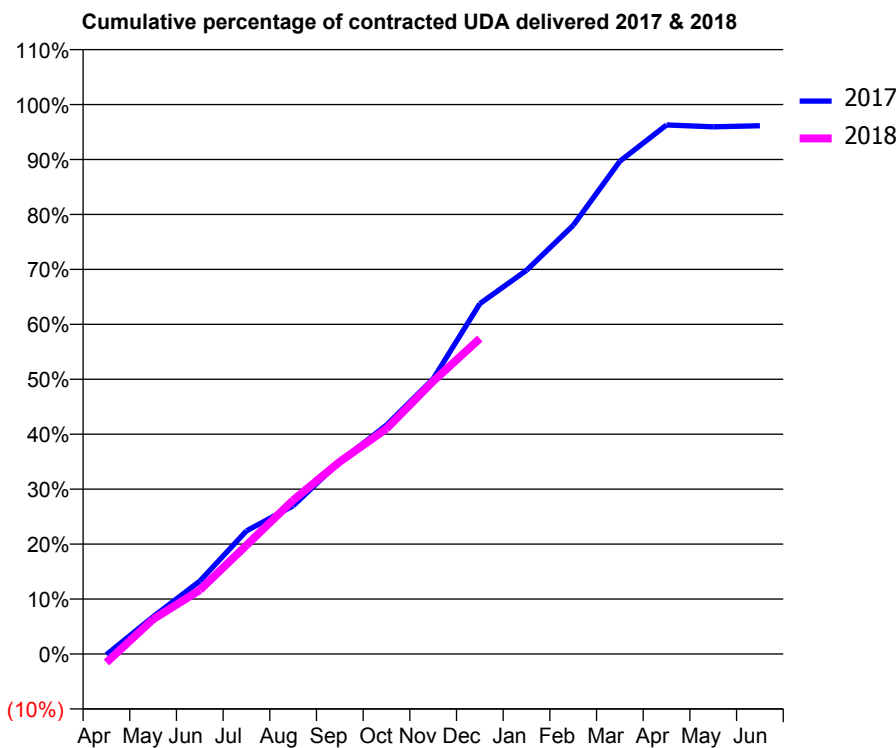
17/18 Contracted general activity (UDA)	23,527
Carry forward general activity (UDA)	909
17/18 Contracted orthodontic activity (UOA)	0
Carry forward orthodontic activity (UOA)	0
Baseline contract value	£735,167.11

ACCESS*

Patients seen in 24 months	Total	Change since previous quarter
Quarter ending December 2016	6,194	
Quarter ending March 2017	6,422	↑
Quarter ending June 2017	6,486	→
Quarter ending September 2017	6,611	→
Quarter ending December 2017	6,753	↑
Variance since December 2016	9.0%	↑



ACTIVITY



Month	Adjusted Scheduled Activity (UDA)	
	2017	2018
April	-32	-371
May	1,597	1,487
June	3,121	2,738
July	5,274	4,656
August	6,348	6,588
September	8,242	8,237
October	9,799	9,648
November	11,781	11,676
December	15,002	13,505
January	16,428	
February	18,354	
March	21,098	
April	22,654	
May	22,573	
June	22,618	

QUALITY

	Quantity	Base Number	Contract	AT	Region	England
% of FP17s for the same patient ID Re-attending within 3 months - Children	111	1,566	7.1%	10.0%	11.6%	12.0%
% of FP17s for the same patient ID Re-attending within 3 months - Adults	593	4,231	14.0%	15.6%	16.7%	15.9%
% of FP17s for the same patient ID Re-attending between 3 & 9 months - Children	845	1,566	54.0%	47.0%	47.3%	58.0%
% of FP17s for the same patient ID Re-attending between 3 & 9 months - Adults	1,573	4,231	37.2%	37.8%	38.3%	50.5%
% of FP17s for Band 1 Urgent Courses	604	5,205	11.6%	10.9%	10.5%	9.0%
% of FP17s Relating to Free Repair or Replacements	15	5,205	0.3%	0.6%	0.6%	0.8%
% of FP17s Relating to Continuations	13	5,205	0.2%	0.6%	0.8%	1.1%
% of Patients satisfied with the dentistry they have received	5	5	N/A	88.1%	89.0%	91.5%
% of Patients satisfied with the time they had to wait for an appointment	4	5	N/A	83.4%	84.2%	87.9%

* This is based on patients treated on this contract for their most recent course of treatment. Figures in italics indicate the base number of FP17s or Patient Questionnaire responses are less than 100. N/A is shown where the base number of responses is less than 10 during the period. % is calculated as Quantity/Base number*100

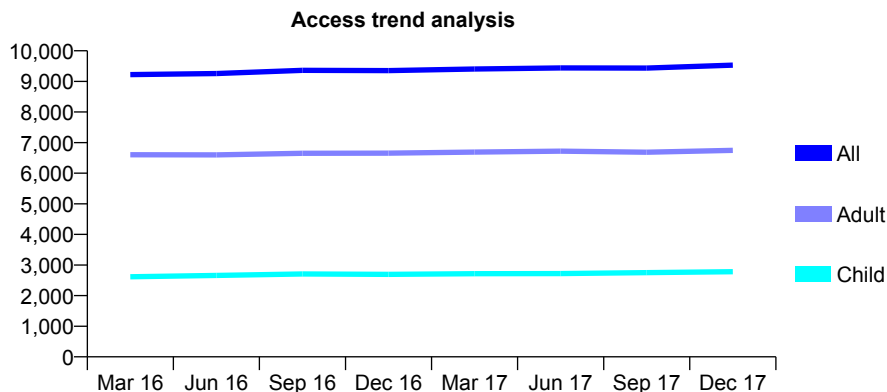
Q62 - Vital Signs At a Glance Contract Report for 920568/0002 - December 2017

Name or company name	MR JS BAINS
Contract type name	GDS Contract
Purpose of contract	General
Contract start date	01/05/2009
Contract end date	

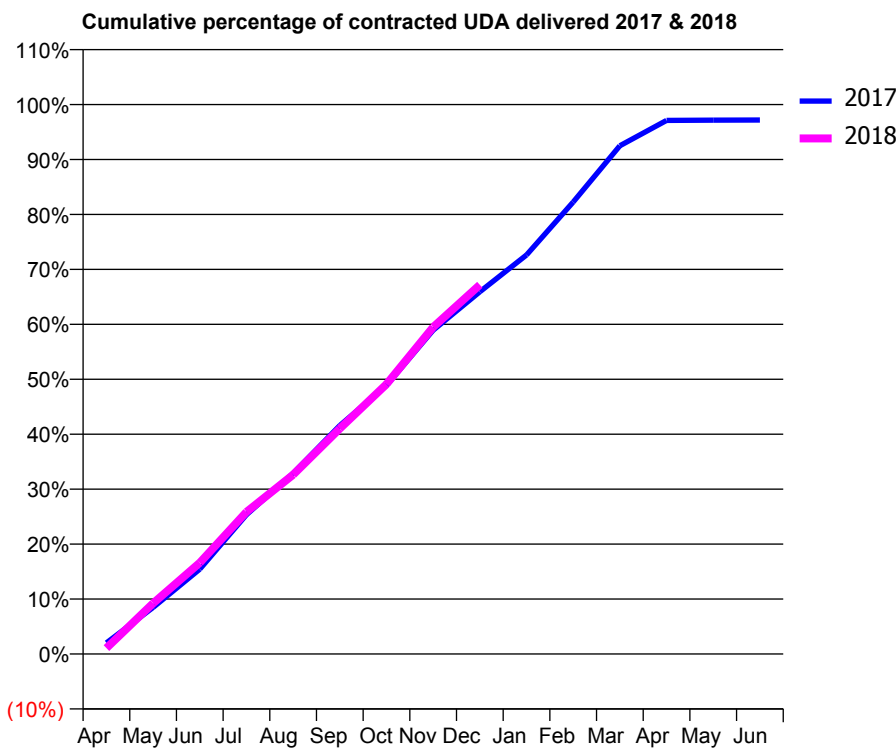
17/18 Contracted general activity (UDA)	33,294
Carry forward general activity (UDA)	997
17/18 Contracted orthodontic activity (UOA)	0
Carry forward orthodontic activity (UOA)	0
Baseline contract value	£951,429.03

ACCESS*

Patients seen in 24 months	Total	Change since previous quarter
Quarter ending December 2016	9,354	
Quarter ending March 2017	9,406	→
Quarter ending June 2017	9,440	→
Quarter ending September 2017	9,436	→
Quarter ending December 2017	9,530	→
Variance since December 2016	1.9%	→



ACTIVITY



Month	Adjusted Scheduled Activity (UDA)	
	2017	2018
April	711	358
May	2,988	3,074
June	5,444	5,534
July	8,935	8,611
August	11,598	10,864
September	14,653	13,658
October	17,228	16,347
November	20,774	19,805
December	23,234	22,366
January	25,599	
February	28,987	
March	32,601	
April	34,221	
May	34,244	
June	34,249	

QUALITY

	Quantity	Base Number	Contract	AT	Region	England
% of FP17s for the same patient ID Re-attending within 3 months - Children	374	2,665	14.0%	10.0%	11.6%	12.0%
% of FP17s for the same patient ID Re-attending within 3 months - Adults	1,790	5,945	30.1%	15.6%	16.7%	15.9%
% of FP17s for the same patient ID Re-attending between 3 & 9 months - Children	1,103	2,665	41.4%	47.0%	47.3%	58.0%
% of FP17s for the same patient ID Re-attending between 3 & 9 months - Adults	1,374	5,945	23.1%	37.8%	38.3%	50.5%
% of FP17s for Band 1 Urgent Courses	2,265	7,975	28.4%	10.9%	10.5%	9.0%
% of FP17s Relating to Free Repair or Replacements	24	7,975	0.3%	0.6%	0.6%	0.8%
% of FP17s Relating to Continuations	42	7,975	0.5%	0.6%	0.8%	1.1%
% of Patients satisfied with the dentistry they have received	11	14	78.6%	88.1%	89.0%	91.5%
% of Patients satisfied with the time they had to wait for an appointment	11	14	78.6%	83.4%	84.2%	87.9%

* This is based on patients treated on this contract for their most recent course of treatment. Figures in italics indicate the base number of FP17s or Patient Questionnaire responses are less than 100. N/A is shown where the base number of responses is less than 10 during the period. % is calculated as Quantity/Base number*100

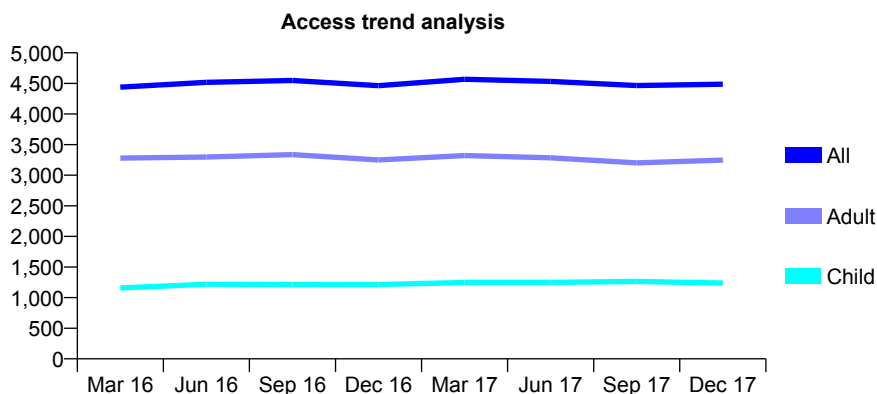
Q62 - Vital Signs At a Glance Contract Report for 921521/0001 - December 2017

Name or company name	MR RK AGGARWAL
Contract type name	GDS Contract
Purpose of contract	General
Contract start date	01/04/2006
Contract end date	

17/18 Contracted general activity (UDA)	10,579
Carry forward general activity (UDA)	-3
17/18 Contracted orthodontic activity (UOA)	0
Carry forward orthodontic activity (UOA)	0
Baseline contract value	£279,072.13

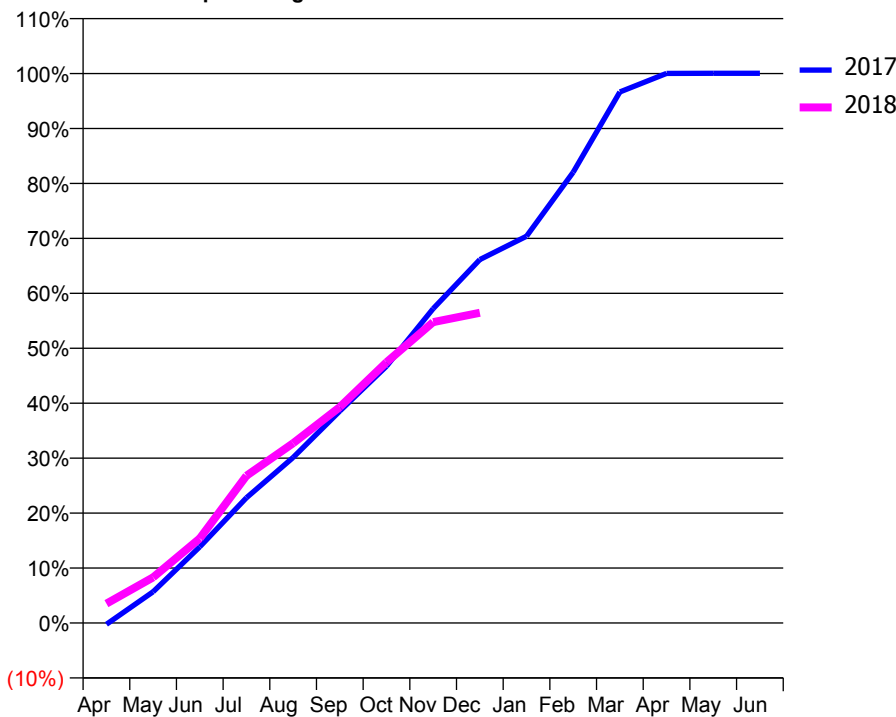
ACCESS*

Patients seen in 24 months	Total	Change since previous quarter
Quarter ending December 2016	4,463	
Quarter ending March 2017	4,568	↑
Quarter ending June 2017	4,533	→
Quarter ending September 2017	4,466	↓
Quarter ending December 2017	4,486	→
Variance since December 2016	0.5%	→



ACTIVITY

Cumulative percentage of contracted UDA delivered 2017 & 2018



Month	Adjusted Scheduled Activity (UDA)	
	2017	2018
April	-28	374
May	601	879
June	1,467	1,630
July	2,413	2,837
August	3,187	3,462
September	4,082	4,157
October	4,944	5,020
November	6,052	5,792
December	6,997	5,972
January	7,447	
February	8,679	
March	10,224	
April	10,581	
May	10,582	
June	10,582	

QUALITY

	Quantity	Base Number	Contract	AT	Region	England
% of FP17s for the same patient ID Re-attending within 3 months - Children	41	878	4.7%	10.0%	11.6%	12.0%
% of FP17s for the same patient ID Re-attending within 3 months - Adults	135	1,713	7.9%	15.6%	16.7%	15.9%
% of FP17s for the same patient ID Re-attending between 3 & 9 months - Children	340	878	38.7%	47.0%	47.3%	58.0%
% of FP17s for the same patient ID Re-attending between 3 & 9 months - Adults	530	1,713	30.9%	37.8%	38.3%	50.5%
% of FP17s for Band 1 Urgent Courses	122	2,436	5.0%	10.9%	10.5%	9.0%
% of FP17s Relating to Free Repair or Replacements	12	2,436	0.5%	0.6%	0.6%	0.8%
% of FP17s Relating to Continuations	44	2,436	1.8%	0.6%	0.8%	1.1%
% of Patients satisfied with the dentistry they have received	7	8	N/A	88.1%	89.0%	91.5%
% of Patients satisfied with the time they had to wait for an appointment	7	8	N/A	83.4%	84.2%	87.9%

* This is based on patients treated on this contract for their most recent course of treatment. Figures in italics indicate the base number of FP17s or Patient Questionnaire responses are less than 100. N/A is shown where the base number of responses is less than 10 during the period. % is calculated as Quantity/Base number*100

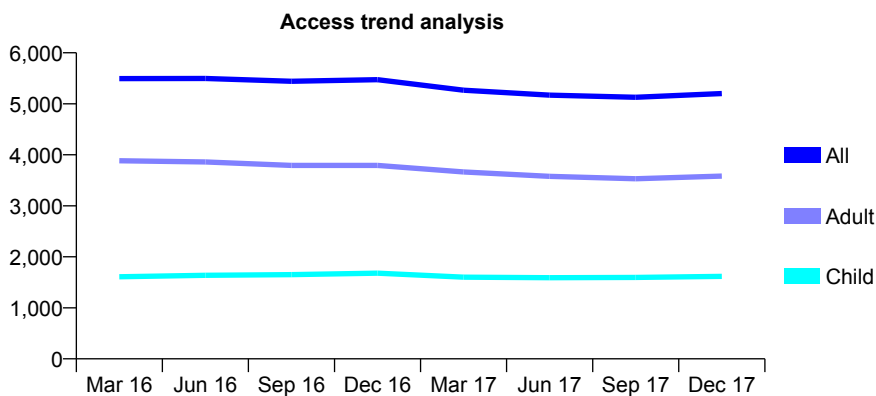
Q62 - Vital Signs At a Glance Contract Report for 921645/0002 - December 2017

Name or company name	Brightsmile Dental Care (Isleworth)
Contract type name	GDS Contract
Purpose of contract	General
Contract start date	01/04/2006
Contract end date	

17/18 Contracted general activity (UDA)	14,320
Carry forward general activity (UDA)	-277
17/18 Contracted orthodontic activity (UOA)	0
Carry forward orthodontic activity (UOA)	0
Baseline contract value	£443,963.43

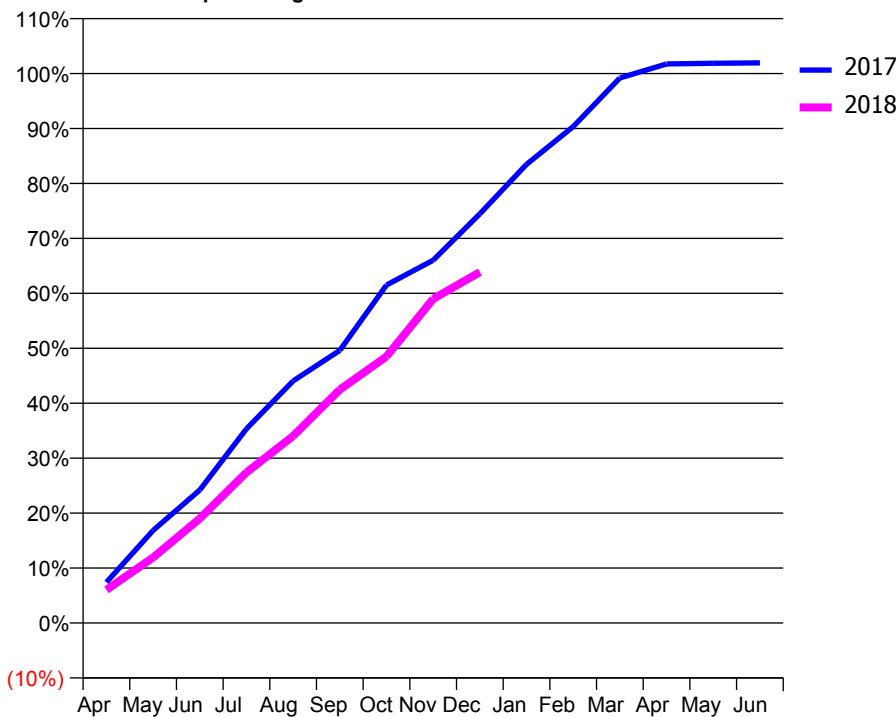
ACCESS*

Patients seen in 24 months	Total	Change since previous quarter
Quarter ending December 2016	5,473	
Quarter ending March 2017	5,266	↓
Quarter ending June 2017	5,169	↓
Quarter ending September 2017	5,128	→
Quarter ending December 2017	5,200	→
Variance since December 2016	(5.0%)	↓



ACTIVITY

Cumulative percentage of contracted UDA delivered 2017 & 2018



Month	Adjusted Scheduled Activity (UDA)	
	2017	2018
April	1,062	863
May	2,414	1,707
June	3,466	2,721
July	5,060	3,926
August	6,308	4,875
September	7,105	6,084
October	8,807	6,946
November	9,453	8,446
December	10,664	9,146
January	11,954	
February	12,934	
March	14,204	
April	14,569	
May	14,586	
June	14,597	

QUALITY

	Quantity	Base Number	Contract	AT	Region	England
% of FP17s for the same patient ID Re-attending within 3 months - Children	38	1,237	3.1%	10.0%	11.6%	12.0%
% of FP17s for the same patient ID Re-attending within 3 months - Adults	259	2,668	9.7%	15.6%	16.7%	15.9%
% of FP17s for the same patient ID Re-attending between 3 & 9 months - Children	554	1,237	44.8%	47.0%	47.3%	58.0%
% of FP17s for the same patient ID Re-attending between 3 & 9 months - Adults	1,178	2,668	44.2%	37.8%	38.3%	50.5%
% of FP17s for Band 1 Urgent Courses	276	3,739	7.4%	10.9%	10.5%	9.0%
% of FP17s Relating to Free Repair or Replacements	11	3,739	0.3%	0.6%	0.6%	0.8%
% of FP17s Relating to Continuations	13	3,739	0.3%	0.6%	0.8%	1.1%
% of Patients satisfied with the dentistry they have received	23	23	100.0%	88.1%	89.0%	91.5%
% of Patients satisfied with the time they had to wait for an appointment	17	23	73.9%	83.4%	84.2%	87.9%

* This is based on patients treated on this contract for their most recent course of treatment. Figures in italics indicate the base number of FP17s or Patient Questionnaire responses are less than 100. N/A is shown where the base number of responses is less than 10 during the period. % is calculated as Quantity/Base number*100

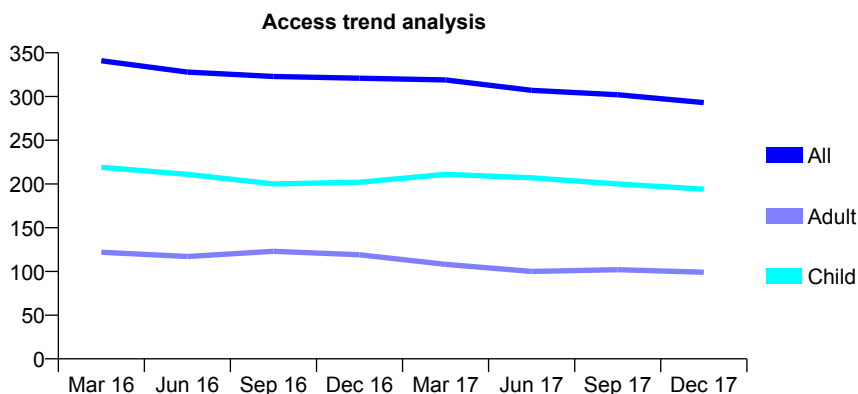
Q62 - Vital Signs At a Glance Contract Report for 923311/0001 - December 2017

Name or company name	MR N SHAH
Contract type name	GDS Contract
Purpose of contract	General
Contract start date	01/07/2012
Contract end date	

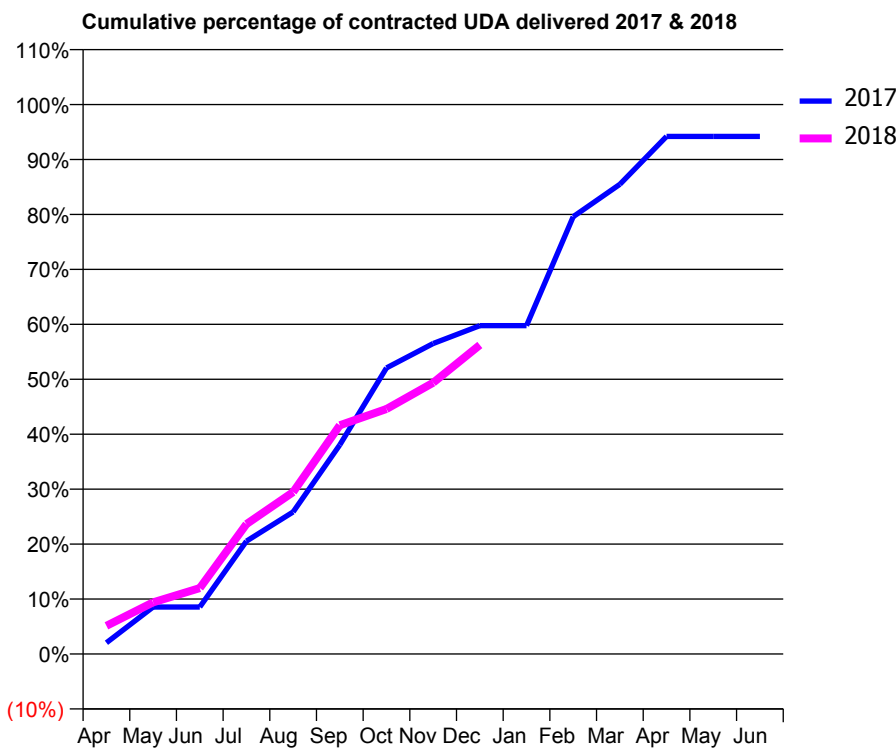
17/18 Contracted general activity (UDA)	585
Carry forward general activity (UDA)	0
17/18 Contracted orthodontic activity (UOA)	0
Carry forward orthodontic activity (UOA)	0
Baseline contract value	£13,950.72

ACCESS*

Patients seen in 24 months	Total	Change since previous quarter
Quarter ending December 2016	321	
Quarter ending March 2017	319	→
Quarter ending June 2017	307	↓
Quarter ending September 2017	302	↓
Quarter ending December 2017	293	↓
Variance since December 2016	(8.7%)	↓



ACTIVITY



Month	Adjusted Scheduled Activity (UDA)	
	2017	2018
April	12	30
May	50	55
June	50	70
July	120	138
August	151	172
September	223	244
October	305	261
November	331	289
December	350	329
January	350	
February	466	
March	500	
April	551	
May	551	
June	551	

QUALITY

	Quantity	Base Number	Contract	AT	Region	England
% of FP17s for the same patient ID Re-attending within 3 months - Children	5	160	3.1%	10.0%	11.6%	12.0%
% of FP17s for the same patient ID Re-attending within 3 months - Adults	0	51	0.0%	15.6%	16.7%	15.9%
% of FP17s for the same patient ID Re-attending between 3 & 9 months - Children	60	160	37.5%	47.0%	47.3%	58.0%
% of FP17s for the same patient ID Re-attending between 3 & 9 months - Adults	12	51	23.5%	37.8%	38.3%	50.5%
% of FP17s for Band 1 Urgent Courses	5	194	2.6%	10.9%	10.5%	9.0%
% of FP17s Relating to Free Repair or Replacements	0	194	0.0%	0.6%	0.6%	0.8%
% of FP17s Relating to Continuations	0	194	0.0%	0.6%	0.8%	1.1%
% of Patients satisfied with the dentistry they have received	0	0	N/A	88.1%	89.0%	91.5%
% of Patients satisfied with the time they had to wait for an appointment	0	0	N/A	83.4%	84.2%	87.9%

* This is based on patients treated on this contract for their most recent course of treatment. Figures in italics indicate the base number of FP17s or Patient Questionnaire responses are less than 100. N/A is shown where the base number of responses is less than 10 during the period. % is calculated as Quantity/Base number*100

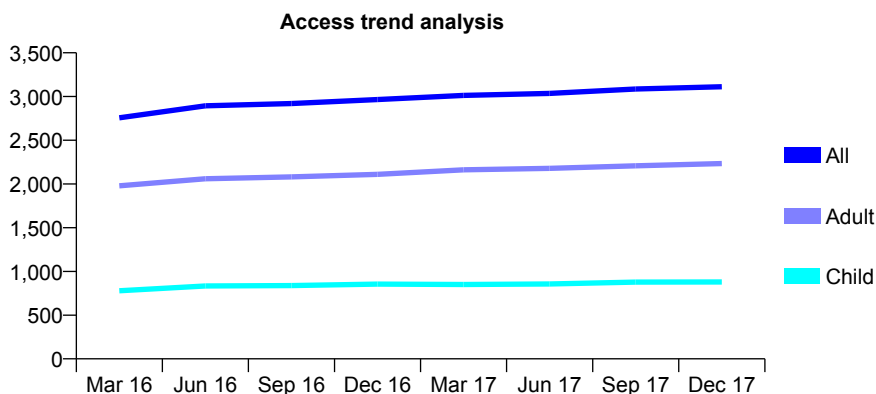
Q62 - Vital Signs At a Glance Contract Report for 927384/0001 - December 2017

Name or company name	MR M SHAH
Contract type name	GDS Contract
Purpose of contract	General
Contract start date	01/04/2006
Contract end date	

17/18 Contracted general activity (UDA)	8,775
Carry forward general activity (UDA)	0
17/18 Contracted orthodontic activity (UOA)	0
Carry forward orthodontic activity (UOA)	0
Baseline contract value	£229,669.19

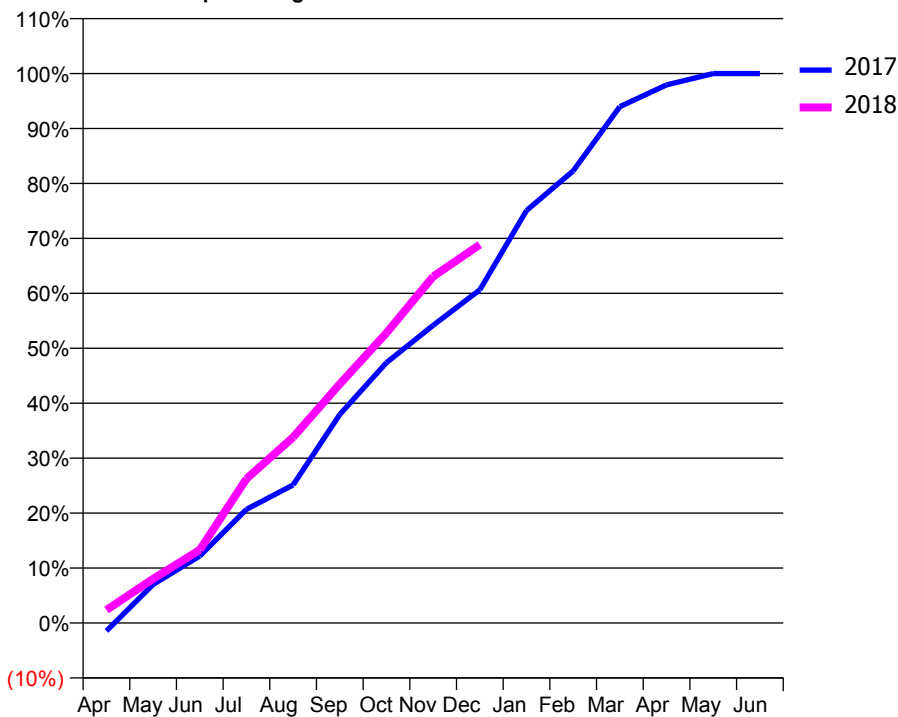
ACCESS*

Patients seen in 24 months	Total	Change since previous quarter
Quarter ending December 2016	2,965	
Quarter ending March 2017	3,012	→
Quarter ending June 2017	3,035	→
Quarter ending September 2017	3,086	→
Quarter ending December 2017	3,112	→
Variance since December 2016	5.0%	↑



ACTIVITY

Cumulative percentage of contracted UDA delivered 2017 & 2018



Month	Adjusted Scheduled Activity (UDA)	
	2017	2018
April	-130	208
May	616	706
June	1,071	1,167
July	1,815	2,304
August	2,204	2,967
September	3,331	3,818
October	4,157	4,633
November	4,755	5,534
December	5,320	6,042
January	6,587	
February	7,220	
March	8,246	
April	8,594	
May	8,775	
June	8,775	

QUALITY

	Quantity	Base Number	Contract	AT	Region	England
% of FP17s for the same patient ID Re-attending within 3 months - Children	43	909	4.7%	10.0%	11.6%	12.0%
% of FP17s for the same patient ID Re-attending within 3 months - Adults	218	1,965	11.1%	15.6%	16.7%	15.9%
% of FP17s for the same patient ID Re-attending between 3 & 9 months - Children	490	909	53.9%	47.0%	47.3%	58.0%
% of FP17s for the same patient ID Re-attending between 3 & 9 months - Adults	1,010	1,965	51.4%	37.8%	38.3%	50.5%
% of FP17s for Band 1 Urgent Courses	244	2,663	9.2%	10.9%	10.5%	9.0%
% of FP17s Relating to Free Repair or Replacements	17	2,663	0.6%	0.6%	0.6%	0.8%
% of FP17s Relating to Continuations	13	2,663	0.5%	0.6%	0.8%	1.1%
% of Patients satisfied with the dentistry they have received	4	4	N/A	88.1%	89.0%	91.5%
% of Patients satisfied with the time they had to wait for an appointment	4	4	N/A	83.4%	84.2%	87.9%

* This is based on patients treated on this contract for their most recent course of treatment. Figures in italics indicate the base number of FP17s or Patient Questionnaire responses are less than 100. N/A is shown where the base number of responses is less than 10 during the period. % is calculated as Quantity/Base number*100

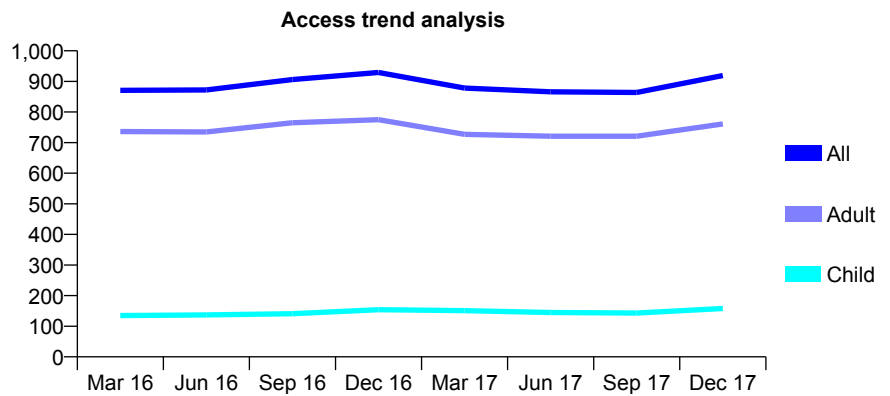
Q62 - Vital Signs At a Glance Contract Report for 929034/0001 - December 2017

Name or company name	Bhavish Thakrar and Jayesh Kotecha
Contract type name	GDS Contract
Purpose of contract	General
Contract start date	01/04/2006
Contract end date	

17/18 Contracted general activity (UDA)	3,378
Carry forward general activity (UDA)	10
17/18 Contracted orthodontic activity (UOA)	0
Carry forward orthodontic activity (UOA)	0
Baseline contract value	£108,110.46

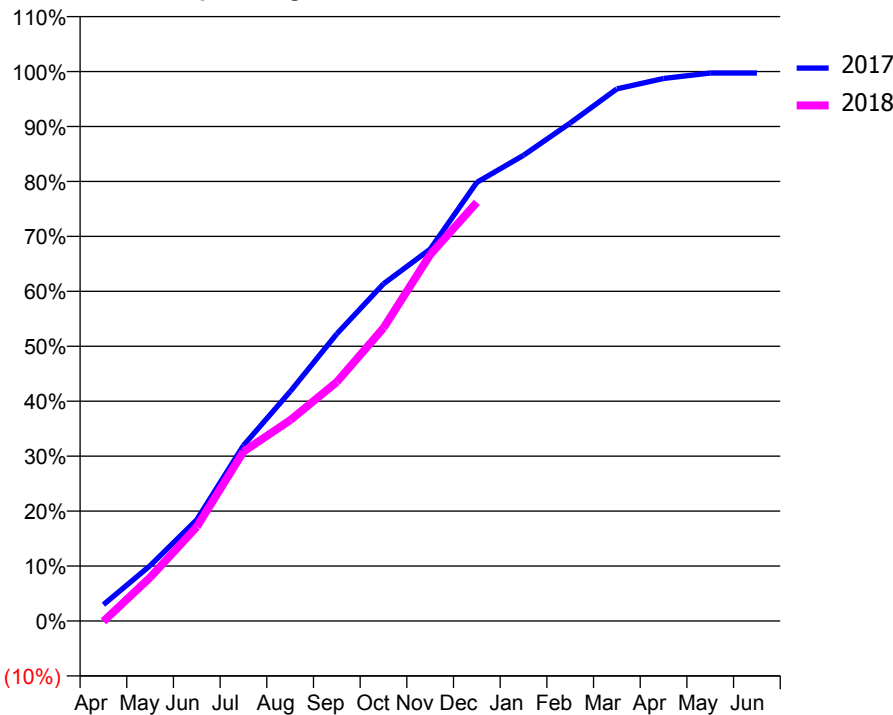
ACCESS*

Patients seen in 24 months	Total	Change since previous quarter
Quarter ending December 2016	929	
Quarter ending March 2017	878	↓
Quarter ending June 2017	866	↓
Quarter ending September 2017	864	→
Quarter ending December 2017	919	↑
Variance since December 2016	(1.1%)	↓



ACTIVITY

Cumulative percentage of contracted UDA delivered 2017 & 2018



Month	Adjusted Scheduled Activity (UDA)	
	2017	2018
April	100	-3
May	340	268
June	623	579
July	1,079	1,042
August	1,410	1,234
September	1,765	1,470
October	2,073	1,802
November	2,286	2,252
December	2,697	2,574
January	2,863	
February	3,061	
March	3,271	
April	3,335	
May	3,368	
June	3,368	

QUALITY

	Quantity	Base Number	Contract	AT	Region	England
% of FP17s for the same patient ID Re-attending within 3 months - Children	6	145	4.1%	10.0%	11.6%	12.0%
% of FP17s for the same patient ID Re-attending within 3 months - Adults	66	643	10.3%	15.6%	16.7%	15.9%
% of FP17s for the same patient ID Re-attending between 3 & 9 months - Children	52	145	35.9%	47.0%	47.3%	58.0%
% of FP17s for the same patient ID Re-attending between 3 & 9 months - Adults	249	643	38.7%	37.8%	38.3%	50.5%
% of FP17s for Band 1 Urgent Courses	53	767	6.9%	10.9%	10.5%	9.0%
% of FP17s Relating to Free Repair or Replacements	1	767	0.1%	0.6%	0.6%	0.8%
% of FP17s Relating to Continuations	0	767	0.0%	0.6%	0.8%	1.1%
% of Patients satisfied with the dentistry they have received	1	1	N/A	88.1%	89.0%	91.5%
% of Patients satisfied with the time they had to wait for an appointment	1	1	N/A	83.4%	84.2%	87.9%

* This is based on patients treated on this contract for their most recent course of treatment. Figures in italics indicate the base number of FP17s or Patient Questionnaire responses are less than 100. N/A is shown where the base number of responses is less than 10 during the period. % is calculated as Quantity/Base number*100

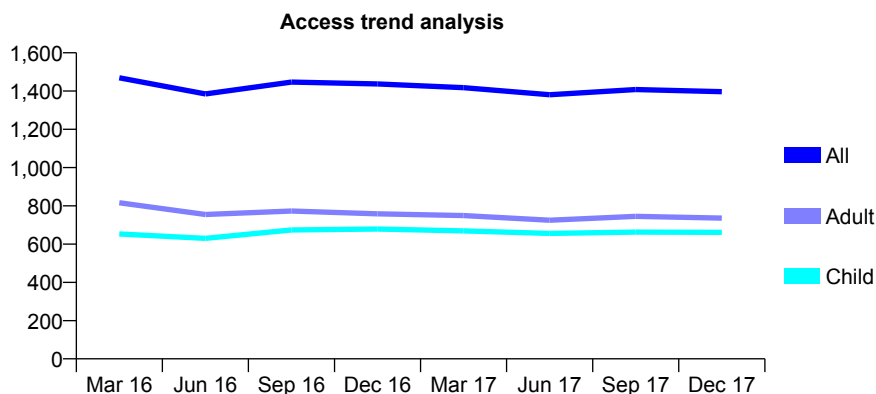
Q62 - Vital Signs At a Glance Contract Report for 929263/0001 - December 2017

Name or company name	MRS JM SRITHARAN
Contract type name	GDS Contract
Purpose of contract	General
Contract start date	01/04/2006
Contract end date	

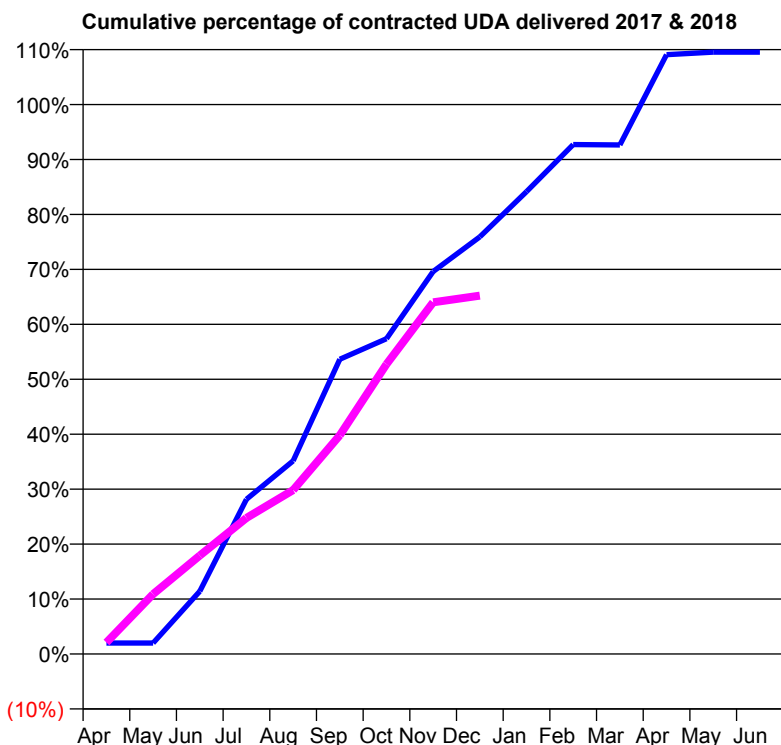
17/18 Contracted general activity (UDA)	3,815
Carry forward general activity (UDA)	-76
17/18 Contracted orthodontic activity (UOA)	0
Carry forward orthodontic activity (UOA)	0
Baseline contract value	£98,238.73

ACCESS*

Patients seen in 24 months	Total	Change since previous quarter
Quarter ending December 2016	1,437	
Quarter ending March 2017	1,418	↓
Quarter ending June 2017	1,381	↓
Quarter ending September 2017	1,408	→
Quarter ending December 2017	1,397	→
Variance since December 2016	(2.8%)	↓



ACTIVITY



Month	Adjusted Scheduled Activity (UDA)	
	2017	2018
April	76	80
May	76	416
June	435	684
July	1,075	945
August	1,341	1,138
September	2,046	1,519
October	2,189	2,012
November	2,656	2,442
December	2,896	2,488
January	3,210	
February	3,537	
March	3,535	
April	4,161	
May	4,178	
June	4,178	

QUALITY

	Quantity	Base Number	Contract	AT	Region	England
% of FP17s for the same patient ID Re-attending within 3 months - Children	12	541	2.2%	10.0%	11.6%	12.0%
% of FP17s for the same patient ID Re-attending within 3 months - Adults	43	496	8.7%	15.6%	16.7%	15.9%
% of FP17s for the same patient ID Re-attending between 3 & 9 months - Children	157	541	29.0%	47.0%	47.3%	58.0%
% of FP17s for the same patient ID Re-attending between 3 & 9 months - Adults	138	496	27.8%	37.8%	38.3%	50.5%
% of FP17s for Band 1 Urgent Courses	19	835	2.3%	10.9%	10.5%	9.0%
% of FP17s Relating to Free Repair or Replacements	0	835	0.0%	0.6%	0.6%	0.8%
% of FP17s Relating to Continuations	0	835	0.0%	0.6%	0.8%	1.1%
% of Patients satisfied with the dentistry they have received	4	5	N/A	88.1%	89.0%	91.5%
% of Patients satisfied with the time they had to wait for an appointment	4	5	N/A	83.4%	84.2%	87.9%

* This is based on patients treated on this contract for their most recent course of treatment. Figures in italics indicate the base number of FP17s or Patient Questionnaire responses are less than 100. N/A is shown where the base number of responses is less than 10 during the period. % is calculated as Quantity/Base number*100

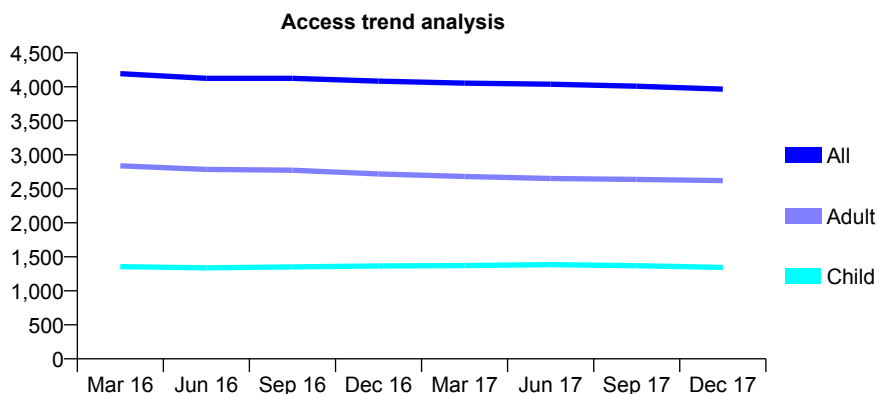
Q62 - Vital Signs At a Glance Contract Report for 933775/0001 - December 2017

Name or company name	MISS M VIJAYARAGHAVAN
Contract type name	GDS Contract
Purpose of contract	General
Contract start date	01/04/2006
Contract end date	

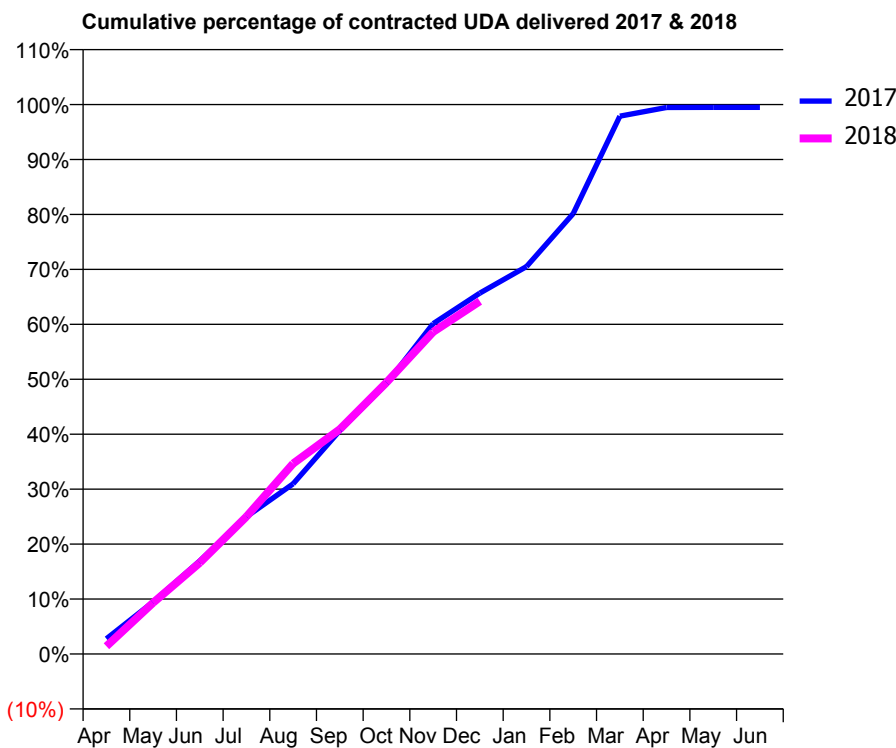
17/18 Contracted general activity (UDA)	9,700
Carry forward general activity (UDA)	50
17/18 Contracted orthodontic activity (UOA)	0
Carry forward orthodontic activity (UOA)	0
Baseline contract value	£263,879.24

ACCESS*

Patients seen in 24 months	Total	Change since previous quarter
Quarter ending December 2016	4,083	
Quarter ending March 2017	4,053	→
Quarter ending June 2017	4,038	→
Quarter ending September 2017	4,008	→
Quarter ending December 2017	3,965	↓
Variance since December 2016	(2.9%)	↓



ACTIVITY



Month	Adjusted Scheduled Activity (UDA)	
	2017	2018
April	269	137
May	919	904
June	1,644	1,611
July	2,424	2,425
August	3,006	3,363
September	3,944	3,968
October	4,774	4,794
November	5,833	5,687
December	6,372	6,227
January	6,838	
February	7,774	
March	9,495	
April	9,647	
May	9,650	
June	9,650	

QUALITY

	Quantity	Base Number	Contract	AT	Region	England
% of FP17s for the same patient ID Re-attending within 3 months - Children	78	1,117	7.0%	10.0%	11.6%	12.0%
% of FP17s for the same patient ID Re-attending within 3 months - Adults	214	1,738	12.3%	15.6%	16.7%	15.9%
% of FP17s for the same patient ID Re-attending between 3 & 9 months - Children	452	1,117	40.5%	47.0%	47.3%	58.0%
% of FP17s for the same patient ID Re-attending between 3 & 9 months - Adults	443	1,738	25.5%	37.8%	38.3%	50.5%
% of FP17s for Band 1 Urgent Courses	269	2,799	9.6%	10.9%	10.5%	9.0%
% of FP17s Relating to Free Repair or Replacements	0	2,799	0.0%	0.6%	0.6%	0.8%
% of FP17s Relating to Continuations	24	2,799	0.9%	0.6%	0.8%	1.1%
% of Patients satisfied with the dentistry they have received	2	3	N/A	88.1%	89.0%	91.5%
% of Patients satisfied with the time they had to wait for an appointment	1	3	N/A	83.4%	84.2%	87.9%

* This is based on patients treated on this contract for their most recent course of treatment. Figures in italics indicate the base number of FP17s or Patient Questionnaire responses are less than 100. N/A is shown where the base number of responses is less than 10 during the period. % is calculated as Quantity/Base number*100

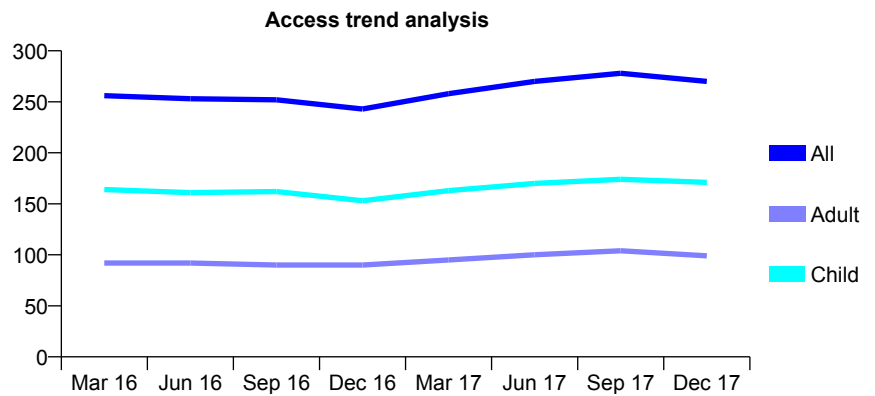
Q62 - Vital Signs At a Glance Contract Report for 934402/0002 - December 2017

Name or company name	MR M SHER
Contract type name	GDS Contract
Purpose of contract	General
Contract start date	25/04/2011
Contract end date	

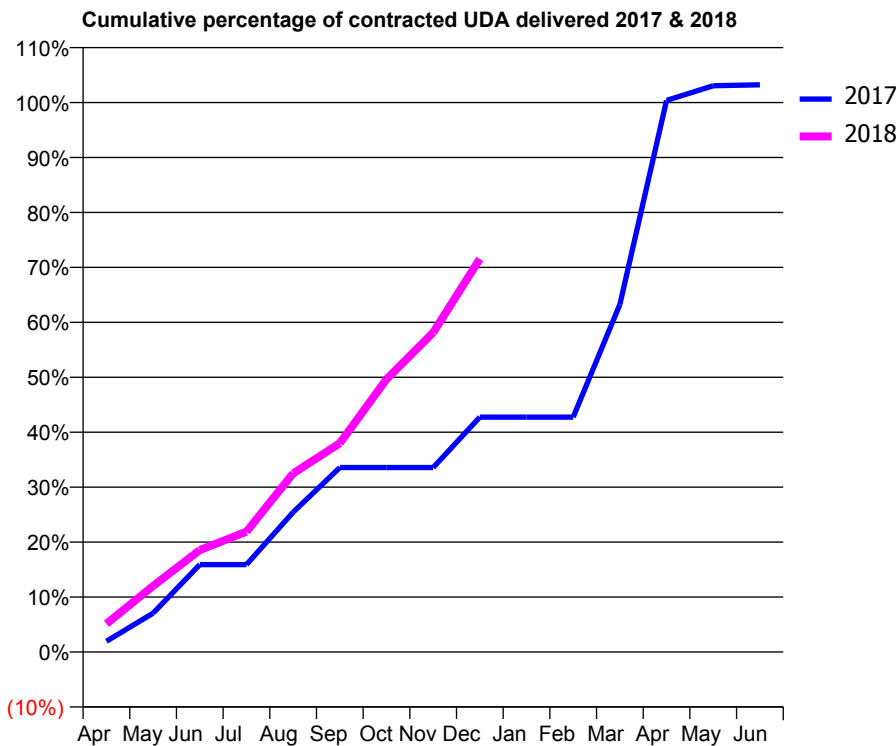
17/18 Contracted general activity (UDA)	566
Carry forward general activity (UDA)	-11
17/18 Contracted orthodontic activity (UOA)	0
Carry forward orthodontic activity (UOA)	0
Baseline contract value	£13,029.75

ACCESS*

Patients seen in 24 months	Total	Change since previous quarter
Quarter ending December 2016	243	
Quarter ending March 2017	258	↑
Quarter ending June 2017	270	↑
Quarter ending September 2017	278	↑
Quarter ending December 2017	270	↓
Variance since December 2016	11.1%	↑



ACTIVITY



Month	Adjusted Scheduled Activity (UDA)	
	2017	2018
April	11	29
May	40	68
June	90	105
July	90	124
August	144	184
September	190	215
October	190	281
November	190	329
December	242	405
January	242	
February	242	
March	358	
April	568	
May	583	
June	584	

QUALITY

	Quantity	Base Number	Contract	AT	Region	England
% of FP17s for the same patient ID Re-attending within 3 months - Children	14	242	5.8%	10.0%	11.6%	12.0%
% of FP17s for the same patient ID Re-attending within 3 months - Adults	2	89	2.2%	15.6%	16.7%	15.9%
% of FP17s for the same patient ID Re-attending between 3 & 9 months - Children	136	242	56.2%	47.0%	47.3%	58.0%
% of FP17s for the same patient ID Re-attending between 3 & 9 months - Adults	36	89	40.4%	37.8%	38.3%	50.5%
% of FP17s for Band 1 Urgent Courses	0	219	0.0%	10.9%	10.5%	9.0%
% of FP17s Relating to Free Repair or Replacements	0	219	0.0%	0.6%	0.6%	0.8%
% of FP17s Relating to Continuations	0	219	0.0%	0.6%	0.8%	1.1%
% of Patients satisfied with the dentistry they have received	0	0	N/A	88.1%	89.0%	91.5%
% of Patients satisfied with the time they had to wait for an appointment	0	0	N/A	83.4%	84.2%	87.9%

* This is based on patients treated on this contract for their most recent course of treatment. Figures in italics indicate the base number of FP17s or Patient Questionnaire responses are less than 100. N/A is shown where the base number of responses is less than 10 during the period. % is calculated as Quantity/Base number*100

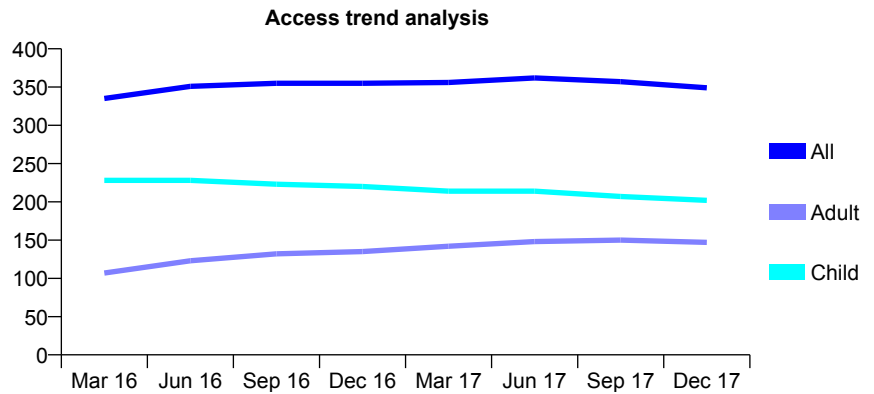
Q62 - Vital Signs At a Glance Contract Report for 935875/0001 - December 2017

Name or company name	MISS AS SHRESTHA
Contract type name	GDS Contract
Purpose of contract	General
Contract start date	01/09/2014
Contract end date	

17/18 Contracted general activity (UDA)	962
Carry forward general activity (UDA)	26
17/18 Contracted orthodontic activity (UOA)	0
Carry forward orthodontic activity (UOA)	0
Baseline contract value	£19,901.33

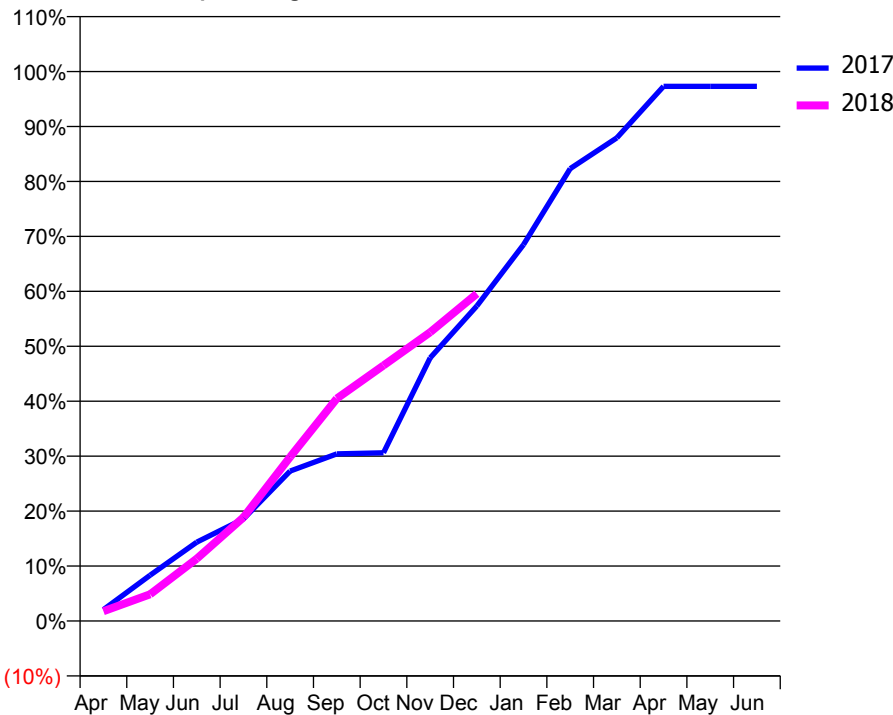
ACCESS*

Patients seen in 24 months	Total	Change since previous quarter
Quarter ending December 2016	355	
Quarter ending March 2017	356	→
Quarter ending June 2017	362	→
Quarter ending September 2017	357	↓
Quarter ending December 2017	349	↓
Variance since December 2016	(1.7%)	↓



ACTIVITY

Cumulative percentage of contracted UDA delivered 2017 & 2018



Month	Adjusted Scheduled Activity (UDA)	
	2017	2018
April	20	17
May	80	47
June	138	109
July	179	182
August	262	287
September	293	390
October	295	447
November	461	506
December	552	573
January	659	
February	792	
March	846	
April	936	
May	936	
June	936	

QUALITY

	Quantity	Base Number	Contract	AT	Region	England
% of FP17s for the same patient ID Re-attending within 3 months - Children	27	287	9.4%	10.0%	11.6%	12.0%
% of FP17s for the same patient ID Re-attending within 3 months - Adults	18	114	15.8%	15.6%	16.7%	15.9%
% of FP17s for the same patient ID Re-attending between 3 & 9 months - Children	209	287	72.8%	47.0%	47.3%	58.0%
% of FP17s for the same patient ID Re-attending between 3 & 9 months - Adults	61	114	53.5%	37.8%	38.3%	50.5%
% of FP17s for Band 1 Urgent Courses	20	362	5.5%	10.9%	10.5%	9.0%
% of FP17s Relating to Free Repair or Replacements	1	362	0.3%	0.6%	0.6%	0.8%
% of FP17s Relating to Continuations	6	362	1.7%	0.6%	0.8%	1.1%
% of Patients satisfied with the dentistry they have received	0	0	N/A	88.1%	89.0%	91.5%
% of Patients satisfied with the time they had to wait for an appointment	0	0	N/A	83.4%	84.2%	87.9%

* This is based on patients treated on this contract for their most recent course of treatment. Figures in italics indicate the base number of FP17s or Patient Questionnaire responses are less than 100. N/A is shown where the base number of responses is less than 10 during the period. % is calculated as Quantity/Base number*100

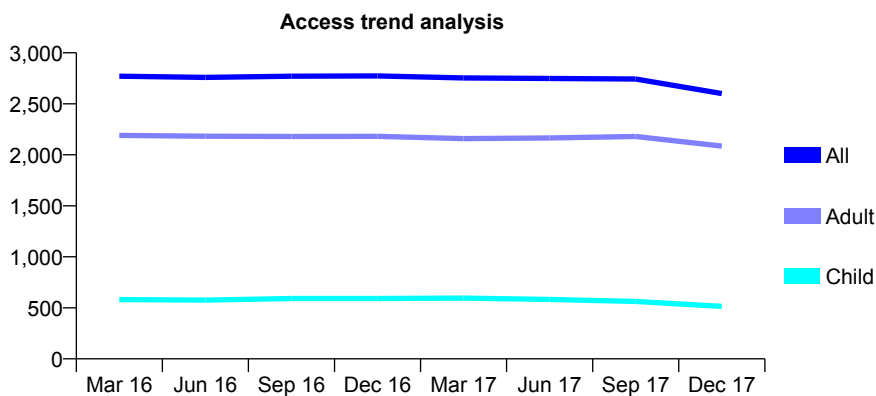
Q62 - Vital Signs At a Glance Contract Report for 938971/0001 - December 2017

Name or company name	The Keith Mount Dental Surgery
Contract type name	GDS Contract
Purpose of contract	General
Contract start date	01/04/2006
Contract end date	

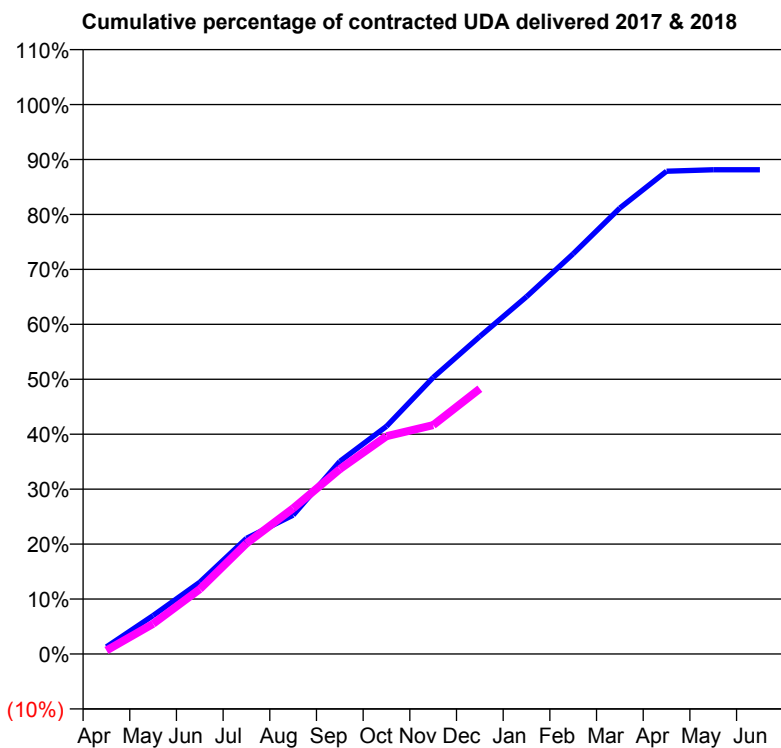
17/18 Contracted general activity (UDA)	8,757
Carry forward general activity (UDA)	0
17/18 Contracted orthodontic activity (UOA)	0
Carry forward orthodontic activity (UOA)	0
Baseline contract value	£205,499.11

ACCESS*

Patients seen in 24 months	Total	Change since previous quarter
Quarter ending December 2016	2,773	
Quarter ending March 2017	2,754	→
Quarter ending June 2017	2,748	→
Quarter ending September 2017	2,743	→
Quarter ending December 2017	2,600	↓
Variance since December 2016	(6.2%)	↓



ACTIVITY



Month	Adjusted Scheduled Activity (UDA)	
	2017	2018
April	114	56
May	613	482
June	1,145	1,033
July	1,843	1,763
August	2,214	2,322
September	3,071	2,946
October	3,628	3,471
November	4,406	3,647
December	5,061	4,227
January	5,694	
February	6,378	
March	7,108	
April	7,693	
May	7,718	
June	7,718	

QUALITY

	Quantity	Base Number	Contract	AT	Region	England
% of FP17s for the same patient ID Re-attending within 3 months - Children	34	383	8.9%	10.0%	11.6%	12.0%
% of FP17s for the same patient ID Re-attending within 3 months - Adults	306	1,675	18.3%	15.6%	16.7%	15.9%
% of FP17s for the same patient ID Re-attending between 3 & 9 months - Children	143	383	37.3%	47.0%	47.3%	58.0%
% of FP17s for the same patient ID Re-attending between 3 & 9 months - Adults	647	1,675	38.6%	37.8%	38.3%	50.5%
% of FP17s for Band 1 Urgent Courses	302	1,836	16.4%	10.9%	10.5%	9.0%
% of FP17s Relating to Free Repair or Replacements	3	1,836	0.2%	0.6%	0.6%	0.8%
% of FP17s Relating to Continuations	8	1,836	0.4%	0.6%	0.8%	1.1%
% of Patients satisfied with the dentistry they have received	4	4	N/A	88.1%	89.0%	91.5%
% of Patients satisfied with the time they had to wait for an appointment	4	4	N/A	83.4%	84.2%	87.9%

* This is based on patients treated on this contract for their most recent course of treatment. Figures in italics indicate the base number of FP17s or Patient Questionnaire responses are less than 100. N/A is shown where the base number of responses is less than 10 during the period. % is calculated as Quantity/Base number*100

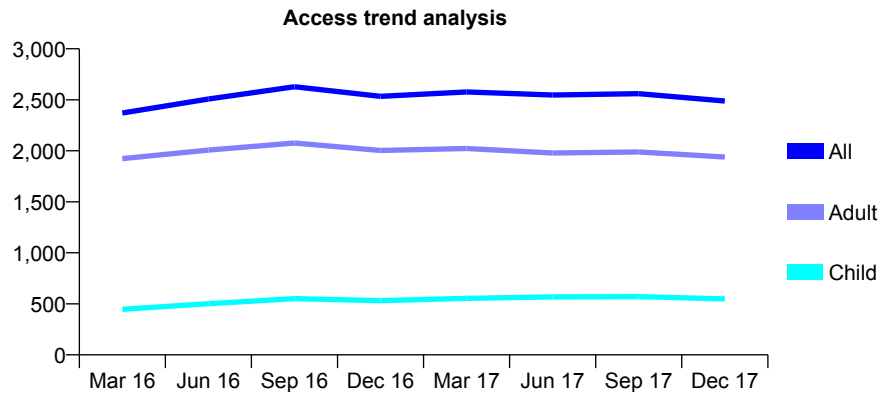
Q62 - Vital Signs At a Glance Contract Report for 939587/0001 - December 2017

Name or company name	MR SM AYIOUB-BEY
Contract type name	GDS Contract
Purpose of contract	General
Contract start date	01/04/2006
Contract end date	

17/18 Contracted general activity (UDA)	9,179
Carry forward general activity (UDA)	359
17/18 Contracted orthodontic activity (UOA)	0
Carry forward orthodontic activity (UOA)	0
Baseline contract value	£317,363.36

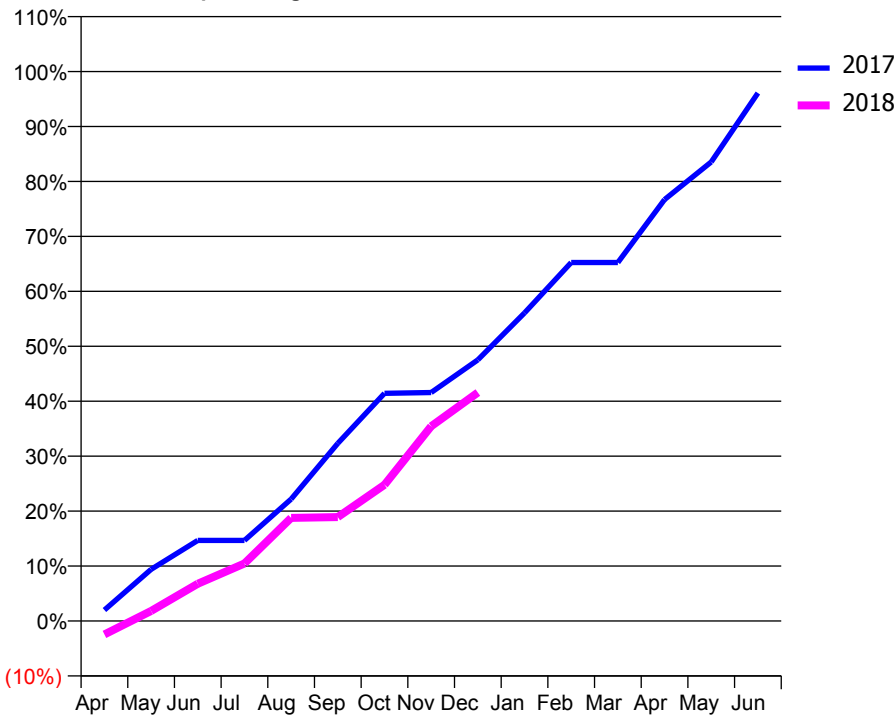
ACCESS*

Patients seen in 24 months	Total	Change since previous quarter
Quarter ending December 2016	2,534	
Quarter ending March 2017	2,577	→
Quarter ending June 2017	2,547	↓
Quarter ending September 2017	2,560	→
Quarter ending December 2017	2,488	↓
Variance since December 2016	(1.8%)	↓



ACTIVITY

Cumulative percentage of contracted UDA delivered 2017 & 2018



Month	Adjusted Scheduled Activity (UDA)	
	2017	2018
April	184	-227
May	863	167
June	1,348	623
July	1,348	961
August	2,037	1,724
September	2,969	1,736
October	3,804	2,276
November	3,817	3,253
December	4,363	3,817
January	5,148	
February	5,989	
March	5,989	
April	7,039	
May	7,669	
June	8,820	

QUALITY

	Quantity	Base Number	Contract	AT	Region	England
% of FP17s for the same patient ID Re-attending within 3 months - Children	46	550	8.4%	10.0%	11.6%	12.0%
% of FP17s for the same patient ID Re-attending within 3 months - Adults	162	1,611	10.1%	15.6%	16.7%	15.9%
% of FP17s for the same patient ID Re-attending between 3 & 9 months - Children	264	550	48.0%	47.0%	47.3%	58.0%
% of FP17s for the same patient ID Re-attending between 3 & 9 months - Adults	551	1,611	34.2%	37.8%	38.3%	50.5%
% of FP17s for Band 1 Urgent Courses	224	1,645	13.6%	10.9%	10.5%	9.0%
% of FP17s Relating to Free Repair or Replacements	6	1,645	0.4%	0.6%	0.6%	0.8%
% of FP17s Relating to Continuations	3	1,645	0.2%	0.6%	0.8%	1.1%
% of Patients satisfied with the dentistry they have received	3	3	N/A	88.1%	89.0%	91.5%
% of Patients satisfied with the time they had to wait for an appointment	3	3	N/A	83.4%	84.2%	87.9%

* This is based on patients treated on this contract for their most recent course of treatment. Figures in italics indicate the base number of FP17s or Patient Questionnaire responses are less than 100. N/A is shown where the base number of responses is less than 10 during the period. % is calculated as Quantity/Base number*100

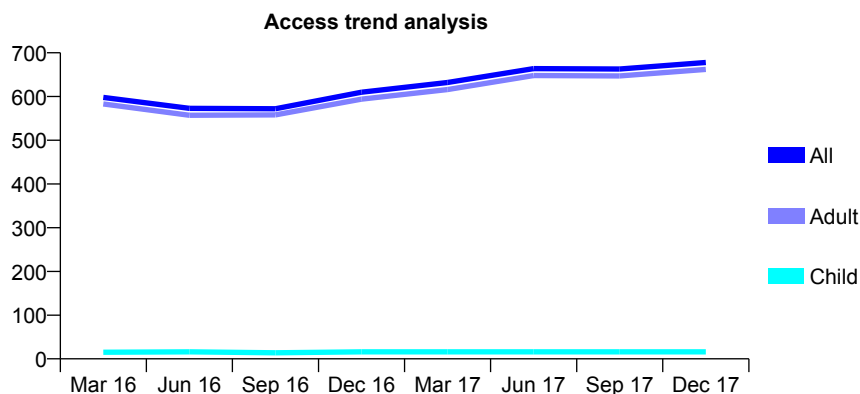
Q62 - Vital Signs At a Glance Contract Report for 939587/0003 - December 2017

Name or company name	MR SM AYIOUB-BEY
Contract type name	GDS Contract
Purpose of contract	General
Contract start date	01/02/2012
Contract end date	

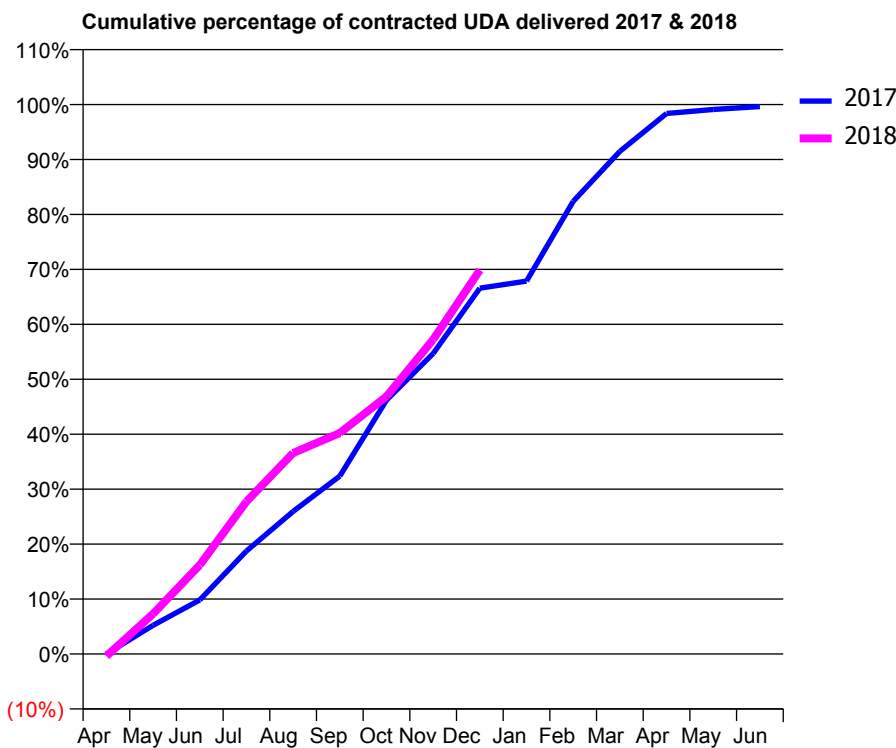
17/18 Contracted general activity (UDA)	1,725
Carry forward general activity (UDA)	7
17/18 Contracted orthodontic activity (UOA)	0
Carry forward orthodontic activity (UOA)	0
Baseline contract value	£48,166.00

ACCESS*

Patients seen in 24 months	Total	Change since previous quarter
Quarter ending December 2016	610	
Quarter ending March 2017	632	↑
Quarter ending June 2017	664	↑
Quarter ending September 2017	663	→
Quarter ending December 2017	678	↑
Variance since December 2016	11.1%	↑



ACTIVITY



Month	Adjusted Scheduled Activity (UDA)	
	2017	2018
April	0	-7
May	90	126
June	170	280
July	323	479
August	448	631
September	559	694
October	797	809
November	943	987
December	1,148	1,205
January	1,171	
February	1,421	
March	1,578	
April	1,697	
May	1,709	
June	1,718	

QUALITY

	Quantity	Base Number	Contract	AT	Region	England
% of FP17s for the same patient ID Re-attending within 3 months - Children	0	11	0.0%	10.0%	11.6%	12.0%
% of FP17s for the same patient ID Re-attending within 3 months - Adults	42	436	9.6%	15.6%	16.7%	15.9%
% of FP17s for the same patient ID Re-attending between 3 & 9 months - Children	2	11	18.2%	47.0%	47.3%	58.0%
% of FP17s for the same patient ID Re-attending between 3 & 9 months - Adults	82	436	18.8%	37.8%	38.3%	50.5%
% of FP17s for Band 1 Urgent Courses	72	378	19.0%	10.9%	10.5%	9.0%
% of FP17s Relating to Free Repair or Replacements	0	378	0.0%	0.6%	0.6%	0.8%
% of FP17s Relating to Continuations	3	378	0.8%	0.6%	0.8%	1.1%
% of Patients satisfied with the dentistry they have received	0	0	N/A	88.1%	89.0%	91.5%
% of Patients satisfied with the time they had to wait for an appointment	0	0	N/A	83.4%	84.2%	87.9%

* This is based on patients treated on this contract for their most recent course of treatment. Figures in italics indicate the base number of FP17s or Patient Questionnaire responses are less than 100. N/A is shown where the base number of responses is less than 10 during the period. % is calculated as Quantity/Base number*100

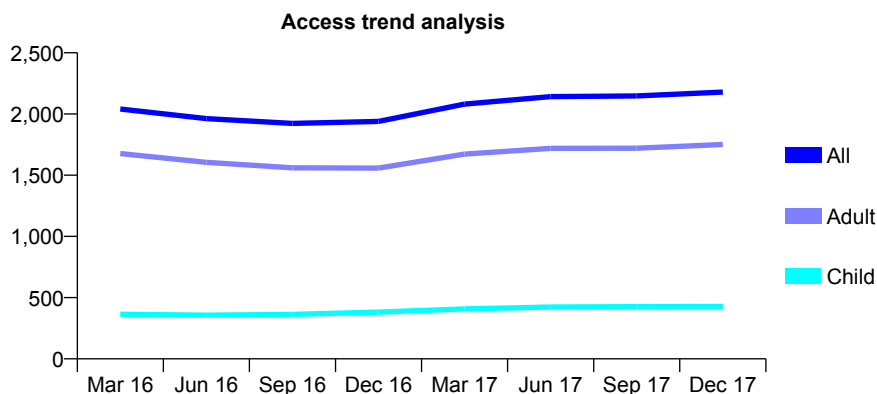
Q62 - Vital Signs At a Glance Contract Report for 939870/0001 - December 2017

Name or company name	MR B SHAH
Contract type name	GDS Contract
Purpose of contract	General
Contract start date	01/04/2006
Contract end date	

17/18 Contracted general activity (UDA)	6,000
Carry forward general activity (UDA)	0
17/18 Contracted orthodontic activity (UOA)	0
Carry forward orthodontic activity (UOA)	0
Baseline contract value	£157,217.53

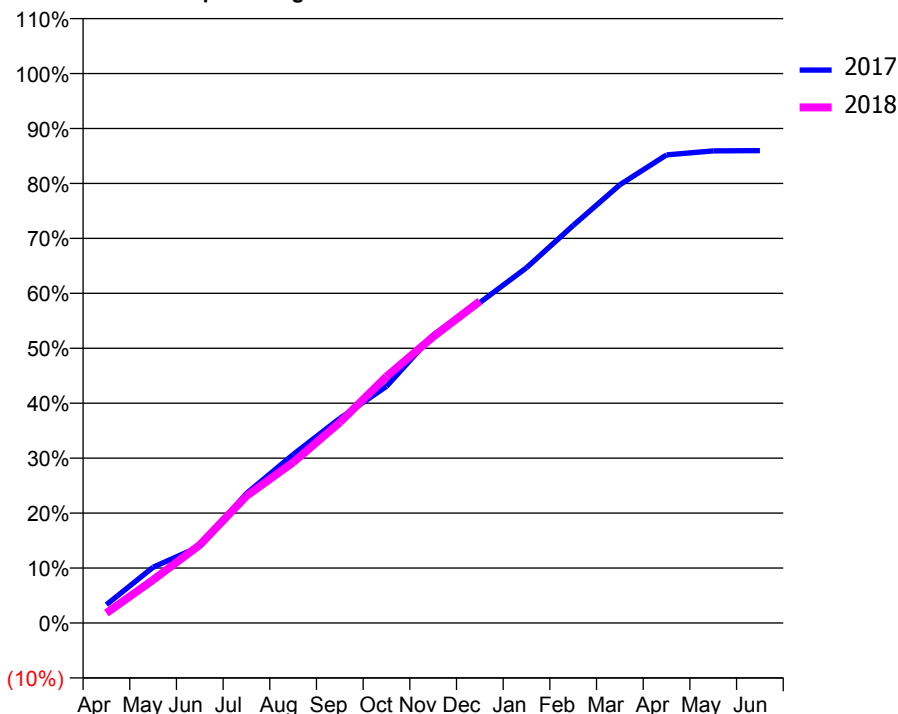
ACCESS*

Patients seen in 24 months	Total	Change since previous quarter
Quarter ending December 2016	1,940	
Quarter ending March 2017	2,081	↑
Quarter ending June 2017	2,142	↑
Quarter ending September 2017	2,148	→
Quarter ending December 2017	2,179	→
Variance since December 2016	12.3%	↑



ACTIVITY

Cumulative percentage of contracted UDA delivered 2017 & 2018



Month	Adjusted Scheduled Activity (UDA)	
	2017	2018
April	200	109
May	610	471
June	837	853
July	1,414	1,387
August	1,840	1,754
September	2,234	2,191
October	2,584	2,691
November	3,145	3,126
December	3,498	3,514
January	3,879	
February	4,342	
March	4,786	
April	5,111	
May	5,155	
June	5,158	

QUALITY

	Quantity	Base Number	Contract	AT	Region	England
% of FP17s for the same patient ID Re-attending within 3 months - Children	7	344	2.0%	10.0%	11.6%	12.0%
% of FP17s for the same patient ID Re-attending within 3 months - Adults	97	1,293	7.5%	15.6%	16.7%	15.9%
% of FP17s for the same patient ID Re-attending between 3 & 9 months - Children	141	344	41.0%	47.0%	47.3%	58.0%
% of FP17s for the same patient ID Re-attending between 3 & 9 months - Adults	417	1,293	32.3%	37.8%	38.3%	50.5%
% of FP17s for Band 1 Urgent Courses	53	1,274	4.2%	10.9%	10.5%	9.0%
% of FP17s Relating to Free Repair or Replacements	10	1,274	0.8%	0.6%	0.6%	0.8%
% of FP17s Relating to Continuations	4	1,274	0.3%	0.6%	0.8%	1.1%
% of Patients satisfied with the dentistry they have received	2	2	N/A	88.1%	89.0%	91.5%
% of Patients satisfied with the time they had to wait for an appointment	2	2	N/A	83.4%	84.2%	87.9%

* This is based on patients treated on this contract for their most recent course of treatment. Figures in italics indicate the base number of FP17s or Patient Questionnaire responses are less than 100. N/A is shown where the base number of responses is less than 10 during the period. % is calculated as Quantity/Base number*100

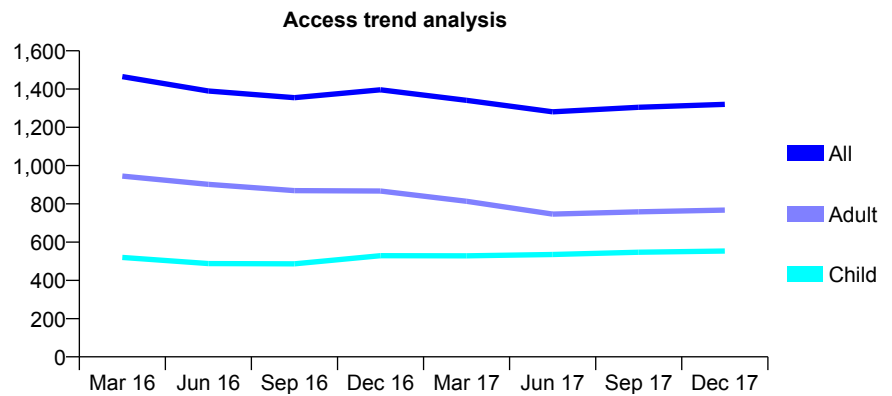
Q62 - Vital Signs At a Glance Contract Report for 941077/0001 - December 2017

Name or company name	Mr Jason Lai and Mr Gregory Lai
Contract type name	GDS Contract
Purpose of contract	General
Contract start date	01/04/2008
Contract end date	

17/18 Contracted general activity (UDA)	8,354
Carry forward general activity (UDA)	-128
17/18 Contracted orthodontic activity (UOA)	0
Carry forward orthodontic activity (UOA)	0
Baseline contract value	£270,198.97

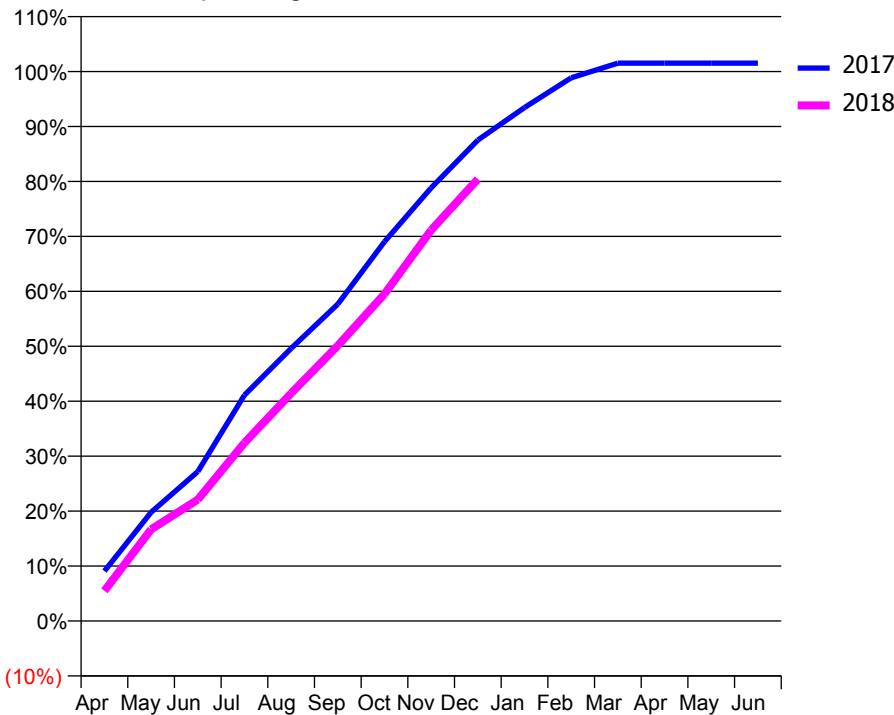
ACCESS*

Patients seen in 24 months	Total	Change since previous quarter
Quarter ending December 2016	1,396	
Quarter ending March 2017	1,341	↓
Quarter ending June 2017	1,281	↓
Quarter ending September 2017	1,305	→
Quarter ending December 2017	1,320	→
Variance since December 2016	(5.4%)	↓



ACTIVITY

Cumulative percentage of contracted UDA delivered 2017 & 2018



Month	Adjusted Scheduled Activity (UDA)	
	2017	2018
April	759	458
May	1,653	1,394
June	2,271	1,847
July	3,434	2,710
August	4,144	3,462
September	4,817	4,187
October	5,766	4,973
November	6,585	5,942
December	7,311	6,720
January	7,806	
February	8,258	
March	8,481	
April	8,482	
May	8,482	
June	8,482	

QUALITY

	Quantity	Base Number	Contract	AT	Region	England
% of FP17s for the same patient ID Re-attending within 3 months - Children	18	432	4.2%	10.0%	11.6%	12.0%
% of FP17s for the same patient ID Re-attending within 3 months - Adults	47	568	8.3%	15.6%	16.7%	15.9%
% of FP17s for the same patient ID Re-attending between 3 & 9 months - Children	117	432	27.1%	47.0%	47.3%	58.0%
% of FP17s for the same patient ID Re-attending between 3 & 9 months - Adults	156	568	27.5%	37.8%	38.3%	50.5%
% of FP17s for Band 1 Urgent Courses	66	999	6.6%	10.9%	10.5%	9.0%
% of FP17s Relating to Free Repair or Replacements	3	999	0.3%	0.6%	0.6%	0.8%
% of FP17s Relating to Continuations	10	999	1.0%	0.6%	0.8%	1.1%
% of Patients satisfied with the dentistry they have received	1	1	N/A	88.1%	89.0%	91.5%
% of Patients satisfied with the time they had to wait for an appointment	1	1	N/A	83.4%	84.2%	87.9%

* This is based on patients treated on this contract for their most recent course of treatment. Figures in italics indicate the base number of FP17s or Patient Questionnaire responses are less than 100. N/A is shown where the base number of responses is less than 10 during the period. % is calculated as Quantity/Base number*100

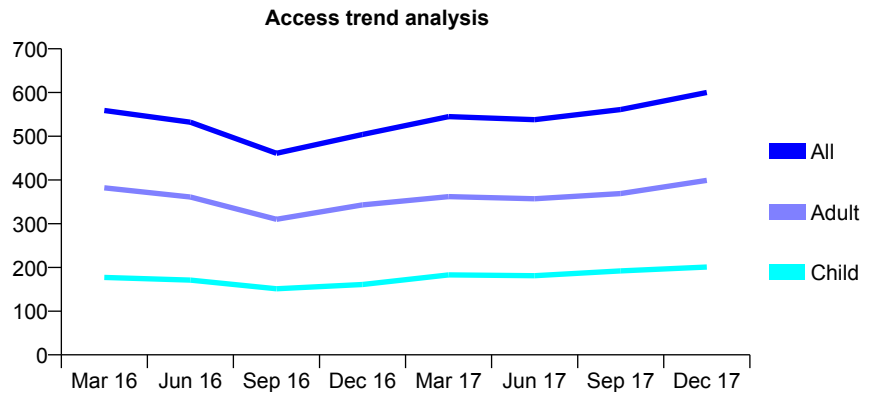
Q62 - Vital Signs At a Glance Contract Report for 941077/0002 - December 2017

Name or company name	Mr Jason Lai and Mr Gregory Lai
Contract type name	GDS Contract
Purpose of contract	General
Contract start date	21/01/2010
Contract end date	

17/18 Contracted general activity (UDA)	3,527
Carry forward general activity (UDA)	-11
17/18 Contracted orthodontic activity (UOA)	0
Carry forward orthodontic activity (UOA)	0
Baseline contract value	£77,470.54

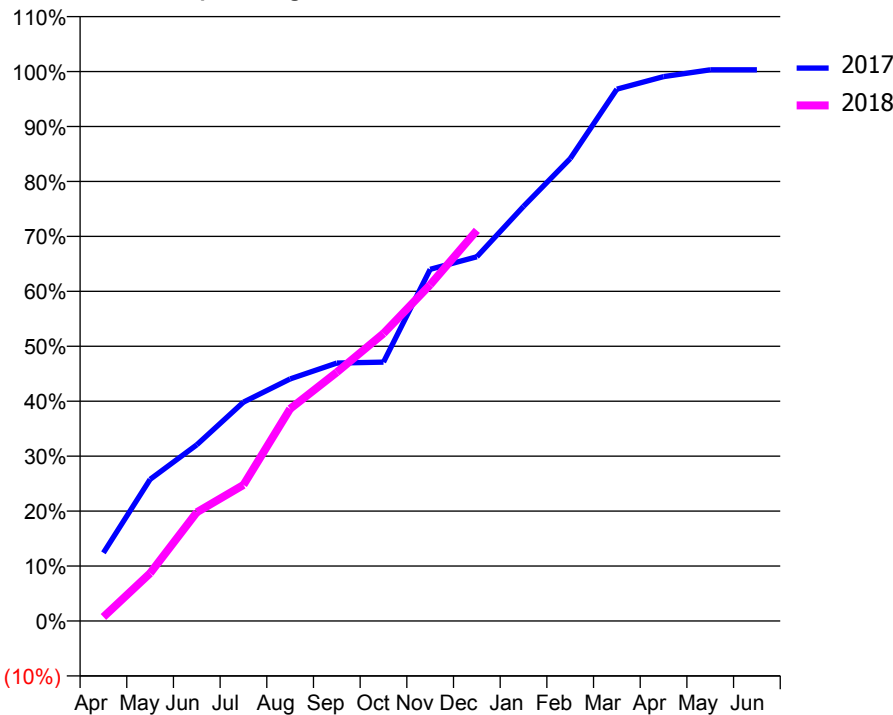
ACCESS*

Patients seen in 24 months	Total	Change since previous quarter
Quarter ending December 2016	504	
Quarter ending March 2017	545	↑
Quarter ending June 2017	538	↓
Quarter ending September 2017	561	↑
Quarter ending December 2017	600	↑
Variance since December 2016	19.0%	↑



ACTIVITY

Cumulative percentage of contracted UDA delivered 2017 & 2018



Month	Adjusted Scheduled Activity (UDA)	
	2017	2018
April	438	26
May	909	307
June	1,131	698
July	1,405	874
August	1,554	1,362
September	1,656	1,597
October	1,662	1,845
November	2,257	2,158
December	2,338	2,508
January	2,661	
February	2,968	
March	3,413	
April	3,494	
May	3,538	
June	3,538	

QUALITY

	Quantity	Base Number	Contract	AT	Region	England
% of FP17s for the same patient ID Re-attending within 3 months - Children	5	221	2.3%	10.0%	11.6%	12.0%
% of FP17s for the same patient ID Re-attending within 3 months - Adults	23	388	5.9%	15.6%	16.7%	15.9%
% of FP17s for the same patient ID Re-attending between 3 & 9 months - Children	119	221	53.8%	47.0%	47.3%	58.0%
% of FP17s for the same patient ID Re-attending between 3 & 9 months - Adults	198	388	51.0%	37.8%	38.3%	50.5%
% of FP17s for Band 1 Urgent Courses	38	582	6.5%	10.9%	10.5%	9.0%
% of FP17s Relating to Free Repair or Replacements	0	582	0.0%	0.6%	0.6%	0.8%
% of FP17s Relating to Continuations	2	582	0.3%	0.6%	0.8%	1.1%
% of Patients satisfied with the dentistry they have received	0	0	N/A	88.1%	89.0%	91.5%
% of Patients satisfied with the time they had to wait for an appointment	0	0	N/A	83.4%	84.2%	87.9%

* This is based on patients treated on this contract for their most recent course of treatment. Figures in italics indicate the base number of FP17s or Patient Questionnaire responses are less than 100. N/A is shown where the base number of responses is less than 10 during the period. % is calculated as Quantity/Base number*100

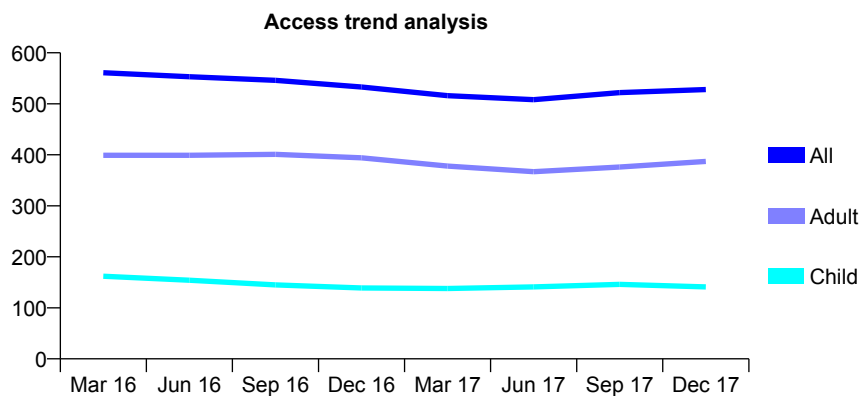
Q62 - Vital Signs At a Glance Contract Report for 941298/0001 - December 2017

Name or company name	MR K NIRMALATHASAN
Contract type name	GDS Contract
Purpose of contract	General
Contract start date	01/04/2006
Contract end date	

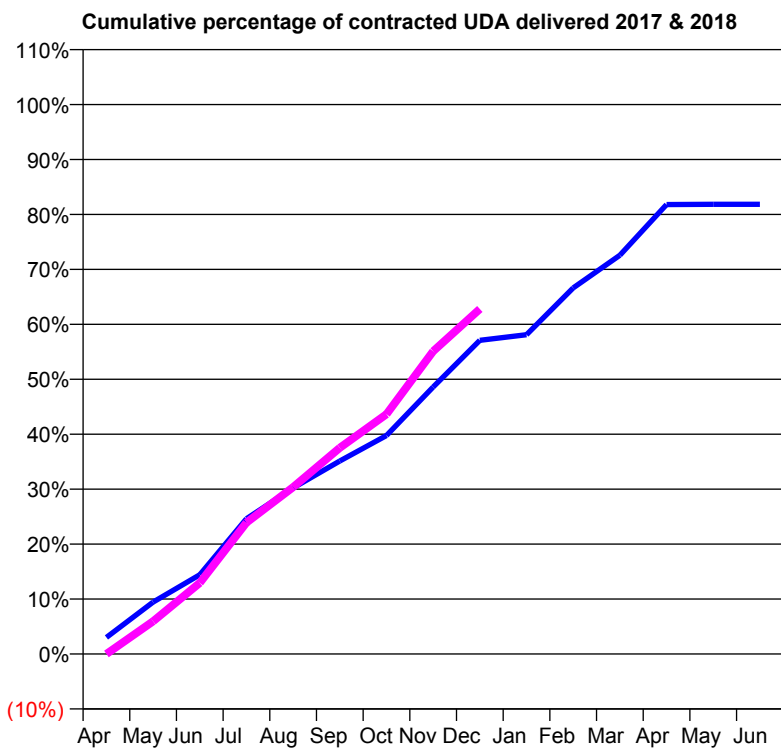
17/18 Contracted general activity (UDA)	2,381
Carry forward general activity (UDA)	0
17/18 Contracted orthodontic activity (UOA)	0
Carry forward orthodontic activity (UOA)	0
Baseline contract value	£73,656.05

ACCESS*

Patients seen in 24 months	Total	Change since previous quarter
Quarter ending December 2016	533	
Quarter ending March 2017	516	↓
Quarter ending June 2017	508	↓
Quarter ending September 2017	522	↑
Quarter ending December 2017	528	→
Variance since December 2016	(0.9%)	→



ACTIVITY



Month	Adjusted Scheduled Activity (UDA)	
	2017	2018
April	72	0
May	225	142
June	343	308
July	586	570
August	719	723
September	837	893
October	947	1,039
November	1,157	1,312
December	1,359	1,495
January	1,384	
February	1,586	
March	1,728	
April	1,947	
May	1,949	
June	1,949	

QUALITY

	Quantity	Base Number	Contract	AT	Region	England
% of FP17s for the same patient ID Re-attending within 3 months - Children	5	136	3.7%	10.0%	11.6%	12.0%
% of FP17s for the same patient ID Re-attending within 3 months - Adults	81	380	21.3%	15.6%	16.7%	15.9%
% of FP17s for the same patient ID Re-attending between 3 & 9 months - Children	63	136	46.3%	47.0%	47.3%	58.0%
% of FP17s for the same patient ID Re-attending between 3 & 9 months - Adults	155	380	40.8%	37.8%	38.3%	50.5%
% of FP17s for Band 1 Urgent Courses	57	453	12.6%	10.9%	10.5%	9.0%
% of FP17s Relating to Free Repair or Replacements	0	453	0.0%	0.6%	0.6%	0.8%
% of FP17s Relating to Continuations	2	453	0.4%	0.6%	0.8%	1.1%
% of Patients satisfied with the dentistry they have received	1	2	N/A	88.1%	89.0%	91.5%
% of Patients satisfied with the time they had to wait for an appointment	1	2	N/A	83.4%	84.2%	87.9%

* This is based on patients treated on this contract for their most recent course of treatment. Figures in italics indicate the base number of FP17s or Patient Questionnaire responses are less than 100. N/A is shown where the base number of responses is less than 10 during the period. % is calculated as Quantity/Base number*100

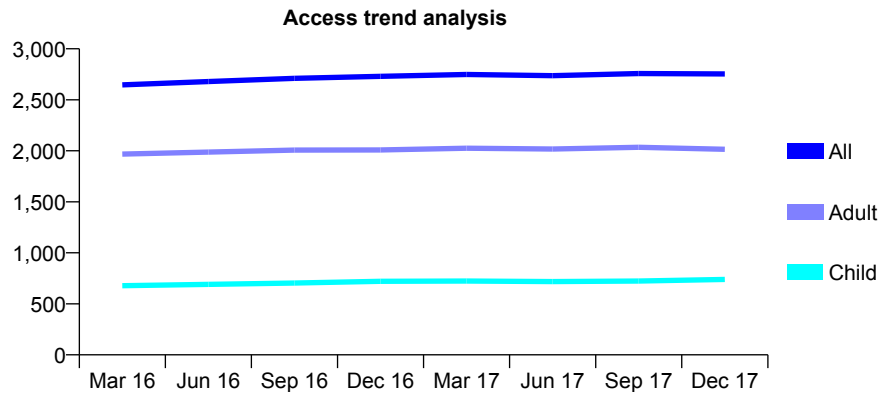
Q62 - Vital Signs At a Glance Contract Report for 942073/0001 - December 2017

Name or company name	MRS HK KALSI
Contract type name	GDS Contract
Purpose of contract	General
Contract start date	01/04/2006
Contract end date	

17/18 Contracted general activity (UDA)	6,347
Carry forward general activity (UDA)	-51
17/18 Contracted orthodontic activity (UOA)	0
Carry forward orthodontic activity (UOA)	0
Baseline contract value	£219,088.95

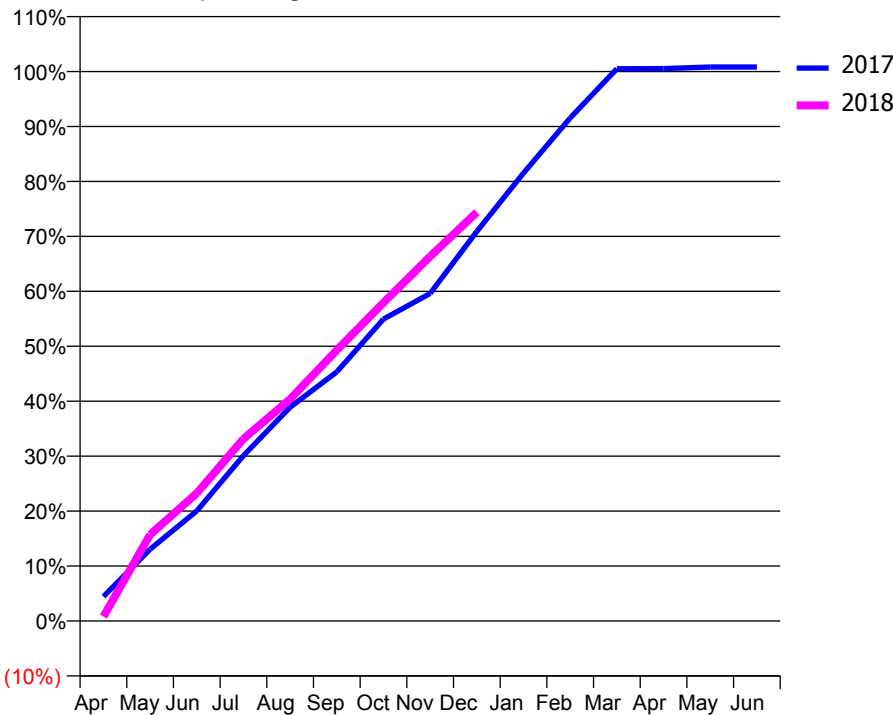
ACCESS*

Patients seen in 24 months	Total	Change since previous quarter
Quarter ending December 2016	2,730	
Quarter ending March 2017	2,749	→
Quarter ending June 2017	2,736	→
Quarter ending September 2017	2,758	→
Quarter ending December 2017	2,754	→
Variance since December 2016	0.9%	→



ACTIVITY

Cumulative percentage of contracted UDA delivered 2017 & 2018



Month	Adjusted Scheduled Activity (UDA)	
	2017	2018
April	282	51
May	829	999
June	1,272	1,476
July	1,911	2,105
August	2,469	2,564
September	2,878	3,129
October	3,487	3,678
November	3,783	4,211
December	4,500	4,722
January	5,174	
February	5,810	
March	6,379	
April	6,380	
May	6,398	
June	6,398	

QUALITY

	Quantity	Base Number	Contract	AT	Region	England
% of FP17s for the same patient ID Re-attending within 3 months - Children	65	705	9.2%	10.0%	11.6%	12.0%
% of FP17s for the same patient ID Re-attending within 3 months - Adults	228	1,715	13.3%	15.6%	16.7%	15.9%
% of FP17s for the same patient ID Re-attending between 3 & 9 months - Children	348	705	49.4%	47.0%	47.3%	58.0%
% of FP17s for the same patient ID Re-attending between 3 & 9 months - Adults	827	1,715	48.2%	37.8%	38.3%	50.5%
% of FP17s for Band 1 Urgent Courses	227	2,406	9.4%	10.9%	10.5%	9.0%
% of FP17s Relating to Free Repair or Replacements	20	2,406	0.8%	0.6%	0.6%	0.8%
% of FP17s Relating to Continuations	9	2,406	0.4%	0.6%	0.8%	1.1%
% of Patients satisfied with the dentistry they have received	3	3	N/A	88.1%	89.0%	91.5%
% of Patients satisfied with the time they had to wait for an appointment	3	3	N/A	83.4%	84.2%	87.9%

* This is based on patients treated on this contract for their most recent course of treatment. Figures in italics indicate the base number of FP17s or Patient Questionnaire responses are less than 100. N/A is shown where the base number of responses is less than 10 during the period. % is calculated as Quantity/Base number*100

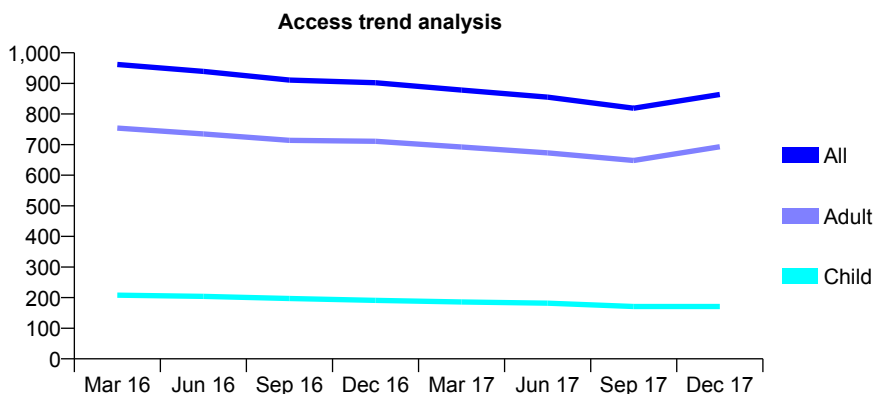
Q62 - Vital Signs At a Glance Contract Report for 943916/0001 - December 2017

Name or company name	MR DN LI TAI LEONG
Contract type name	GDS Contract
Purpose of contract	General
Contract start date	04/07/2006
Contract end date	

17/18 Contracted general activity (UDA)	7,406
Carry forward general activity (UDA)	-106
17/18 Contracted orthodontic activity (UOA)	0
Carry forward orthodontic activity (UOA)	0
Baseline contract value	£239,231.03

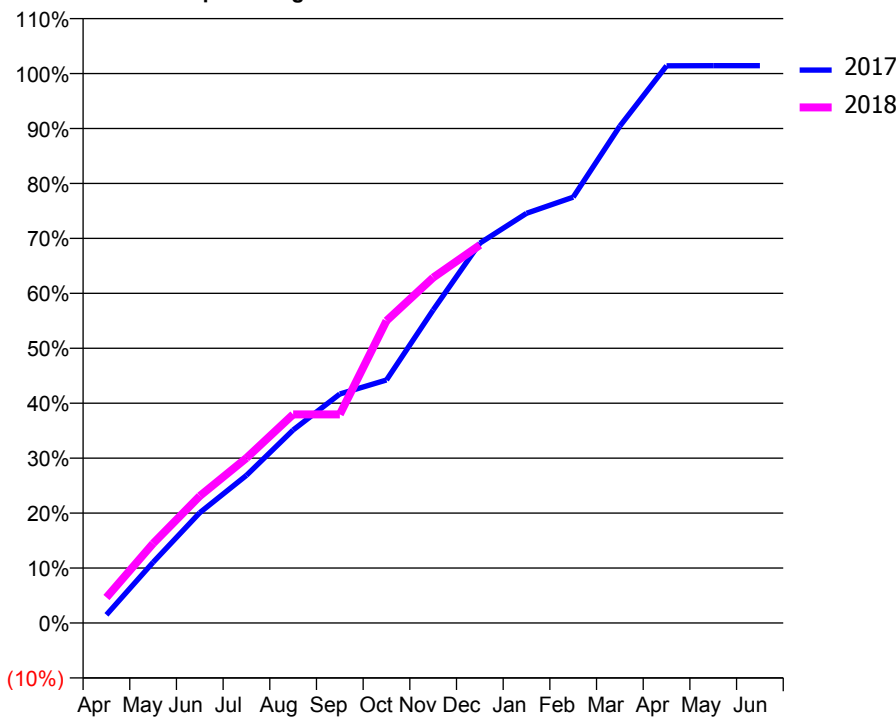
ACCESS*

Patients seen in 24 months	Total	Change since previous quarter
Quarter ending December 2016	902	
Quarter ending March 2017	878	↓
Quarter ending June 2017	855	↓
Quarter ending September 2017	819	↓
Quarter ending December 2017	864	↑
Variance since December 2016	(4.2%)	↓



ACTIVITY

Cumulative percentage of contracted UDA delivered 2017 & 2018



Month	Adjusted Scheduled Activity (UDA)	
	2017	2018
April	110	345
May	819	1,072
June	1,487	1,712
July	1,990	2,224
August	2,601	2,812
September	3,086	2,812
October	3,276	4,074
November	4,219	4,656
December	5,119	5,095
January	5,522	
February	5,740	
March	6,697	
April	7,509	
May	7,512	
June	7,512	

QUALITY

	Quantity	Base Number	Contract	AT	Region	England
% of FP17s for the same patient ID Re-attending within 3 months - Children	0	132	0.0%	10.0%	11.6%	12.0%
% of FP17s for the same patient ID Re-attending within 3 months - Adults	2	612	0.3%	15.6%	16.7%	15.9%
% of FP17s for the same patient ID Re-attending between 3 & 9 months - Children	41	132	31.1%	47.0%	47.3%	58.0%
% of FP17s for the same patient ID Re-attending between 3 & 9 months - Adults	373	612	60.9%	37.8%	38.3%	50.5%
% of FP17s for Band 1 Urgent Courses	0	633	0.0%	10.9%	10.5%	9.0%
% of FP17s Relating to Free Repair or Replacements	1	633	0.2%	0.6%	0.6%	0.8%
% of FP17s Relating to Continuations	0	633	0.0%	0.6%	0.8%	1.1%
% of Patients satisfied with the dentistry they have received	2	2	N/A	88.1%	89.0%	91.5%
% of Patients satisfied with the time they had to wait for an appointment	1	2	N/A	83.4%	84.2%	87.9%

* This is based on patients treated on this contract for their most recent course of treatment. Figures in italics indicate the base number of FP17s or Patient Questionnaire responses are less than 100. N/A is shown where the base number of responses is less than 10 during the period. % is calculated as Quantity/Base number*100

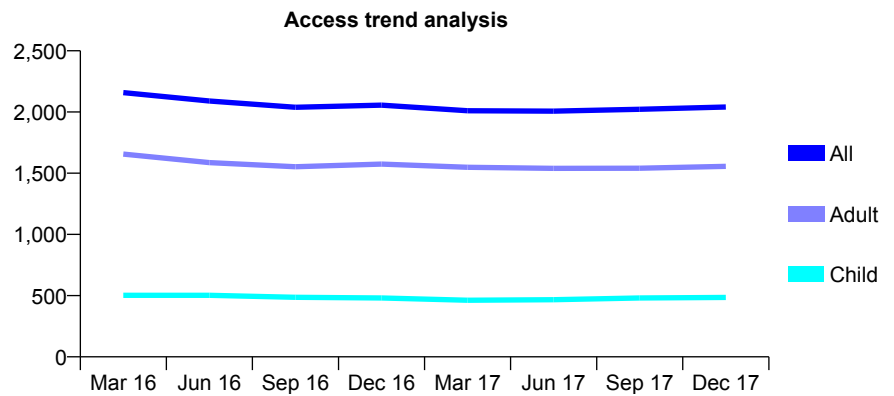
Q62 - Vital Signs At a Glance Contract Report for 944408/0001 - December 2017

Name or company name	MR A JESSA
Contract type name	GDS Contract
Purpose of contract	General
Contract start date	01/04/2006
Contract end date	

17/18 Contracted general activity (UDA)	7,897
Carry forward general activity (UDA)	0
17/18 Contracted orthodontic activity (UOA)	0
Carry forward orthodontic activity (UOA)	0
Baseline contract value	£235,944.83

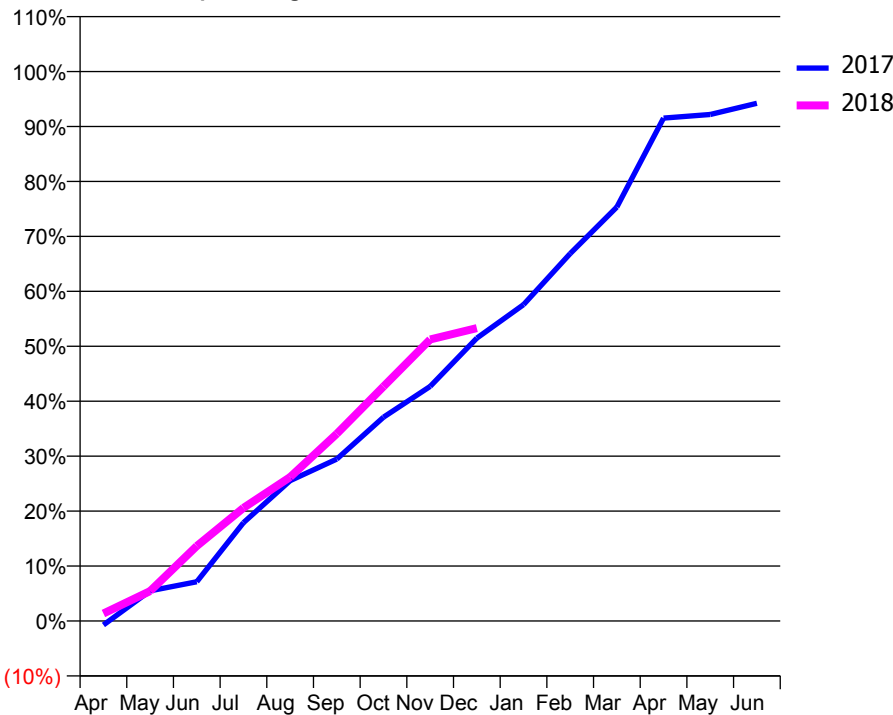
ACCESS*

Patients seen in 24 months	Total	Change since previous quarter
Quarter ending December 2016	2,056	
Quarter ending March 2017	2,010	↓
Quarter ending June 2017	2,007	→
Quarter ending September 2017	2,022	→
Quarter ending December 2017	2,041	→
Variance since December 2016	(0.7%)	→



ACTIVITY

Cumulative percentage of contracted UDA delivered 2017 & 2018



Month	Adjusted Scheduled Activity (UDA)	
	2017	2018
April	-58	108
May	433	430
June	565	1,078
July	1,413	1,625
August	2,016	2,069
September	2,328	2,691
October	2,929	3,371
November	3,372	4,046
December	4,065	4,209
January	4,547	
February	5,280	
March	5,949	
April	7,228	
May	7,279	
June	7,440	

QUALITY

	Quantity	Base Number	Contract	AT	Region	England
% of FP17s for the same patient ID Re-attending within 3 months - Children	38	470	8.1%	10.0%	11.6%	12.0%
% of FP17s for the same patient ID Re-attending within 3 months - Adults	208	1,220	17.0%	15.6%	16.7%	15.9%
% of FP17s for the same patient ID Re-attending between 3 & 9 months - Children	203	470	43.2%	47.0%	47.3%	58.0%
% of FP17s for the same patient ID Re-attending between 3 & 9 months - Adults	375	1,220	30.7%	37.8%	38.3%	50.5%
% of FP17s for Band 1 Urgent Courses	198	1,436	13.8%	10.9%	10.5%	9.0%
% of FP17s Relating to Free Repair or Replacements	7	1,436	0.5%	0.6%	0.6%	0.8%
% of FP17s Relating to Continuations	10	1,436	0.7%	0.6%	0.8%	1.1%
% of Patients satisfied with the dentistry they have received	2	4	N/A	88.1%	89.0%	91.5%
% of Patients satisfied with the time they had to wait for an appointment	2	4	N/A	83.4%	84.2%	87.9%

* This is based on patients treated on this contract for their most recent course of treatment. Figures in italics indicate the base number of FP17s or Patient Questionnaire responses are less than 100. N/A is shown where the base number of responses is less than 10 during the period. % is calculated as Quantity/Base number*100

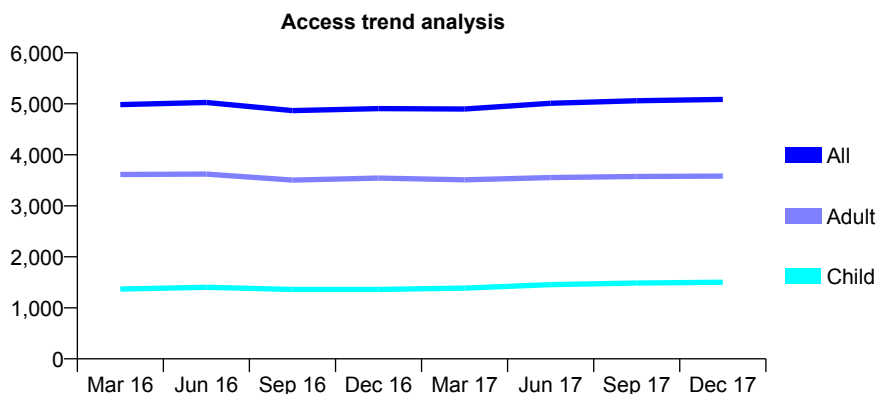
Q62 - Vital Signs At a Glance Contract Report for 944408/0003 - December 2017

Name or company name	MR A JESSA
Contract type name	GDS Contract
Purpose of contract	General
Contract start date	01/04/2011
Contract end date	

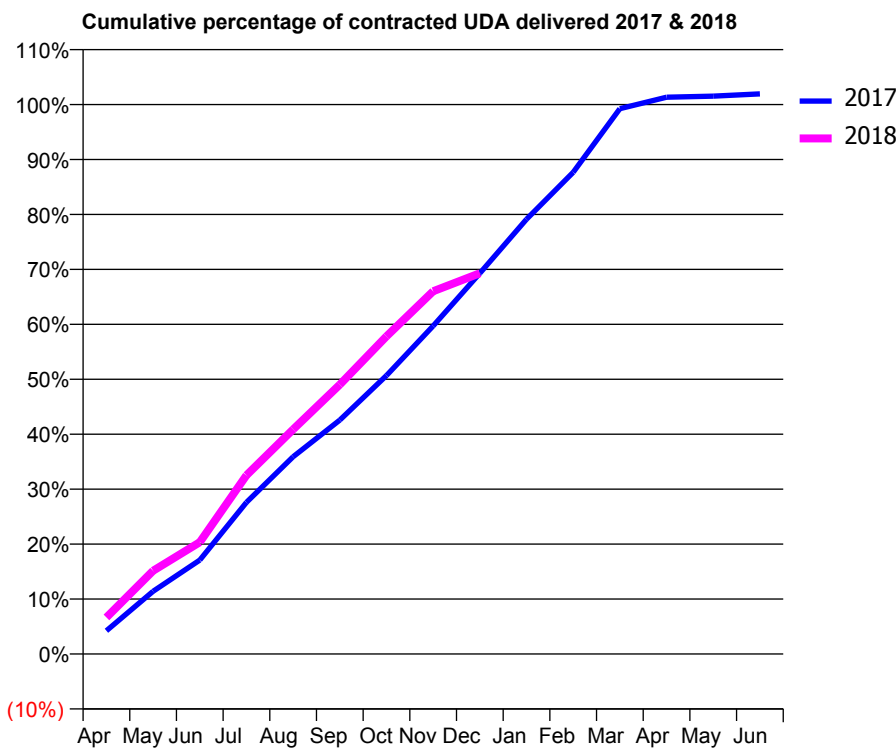
17/18 Contracted general activity (UDA)	18,263
Carry forward general activity (UDA)	-353
17/18 Contracted orthodontic activity (UOA)	0
Carry forward orthodontic activity (UOA)	0
Baseline contract value	£521,890.43

ACCESS*

Patients seen in 24 months	Total	Change since previous quarter
Quarter ending December 2016	4,906	
Quarter ending March 2017	4,897	→
Quarter ending June 2017	5,010	↑
Quarter ending September 2017	5,061	→
Quarter ending December 2017	5,085	→
Variance since December 2016	3.6%	↑



ACTIVITY



Month	Adjusted Scheduled Activity (UDA)	
	2017	2018
April	772	1,216
May	2,085	2,766
June	3,121	3,715
July	5,043	5,939
August	6,557	7,468
September	7,777	8,955
October	9,256	10,557
November	10,904	12,057
December	12,653	12,653
January	14,449	
February	16,010	
March	18,126	
April	18,506	
May	18,542	
June	18,616	

QUALITY

	Quantity	Base Number	Contract	AT	Region	England
% of FP17s for the same patient ID Re-attending within 3 months - Children	111	1,395	8.0%	10.0%	11.6%	12.0%
% of FP17s for the same patient ID Re-attending within 3 months - Adults	426	2,760	15.4%	15.6%	16.7%	15.9%
% of FP17s for the same patient ID Re-attending between 3 & 9 months - Children	609	1,395	43.7%	47.0%	47.3%	58.0%
% of FP17s for the same patient ID Re-attending between 3 & 9 months - Adults	845	2,760	30.6%	37.8%	38.3%	50.5%
% of FP17s for Band 1 Urgent Courses	373	3,965	9.4%	10.9%	10.5%	9.0%
% of FP17s Relating to Free Repair or Replacements	36	3,965	0.9%	0.6%	0.6%	0.8%
% of FP17s Relating to Continuations	55	3,965	1.4%	0.6%	0.8%	1.1%
% of Patients satisfied with the dentistry they have received	1	1	N/A	88.1%	89.0%	91.5%
% of Patients satisfied with the time they had to wait for an appointment	1	1	N/A	83.4%	84.2%	87.9%

* This is based on patients treated on this contract for their most recent course of treatment. Figures in italics indicate the base number of FP17s or Patient Questionnaire responses are less than 100. N/A is shown where the base number of responses is less than 10 during the period. % is calculated as Quantity/Base number*100

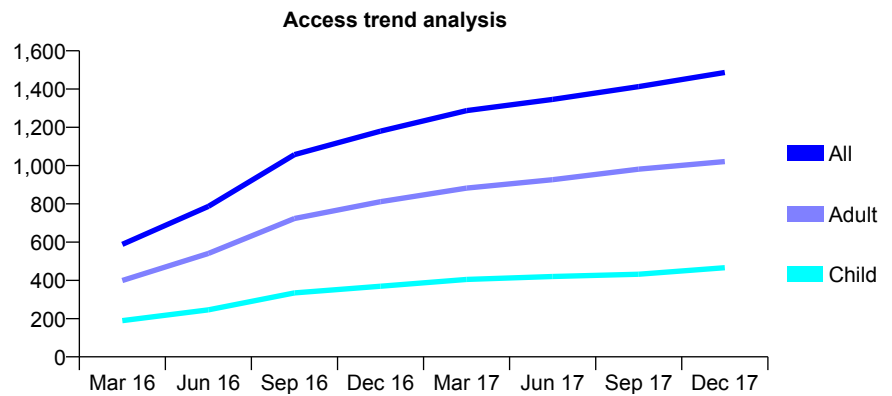
Q62 - Vital Signs At a Glance Contract Report for 944408/0005 - December 2017

Name or company name	MR A JESSA
Contract type name	GDS Contract
Purpose of contract	General
Contract start date	01/04/2015
Contract end date	

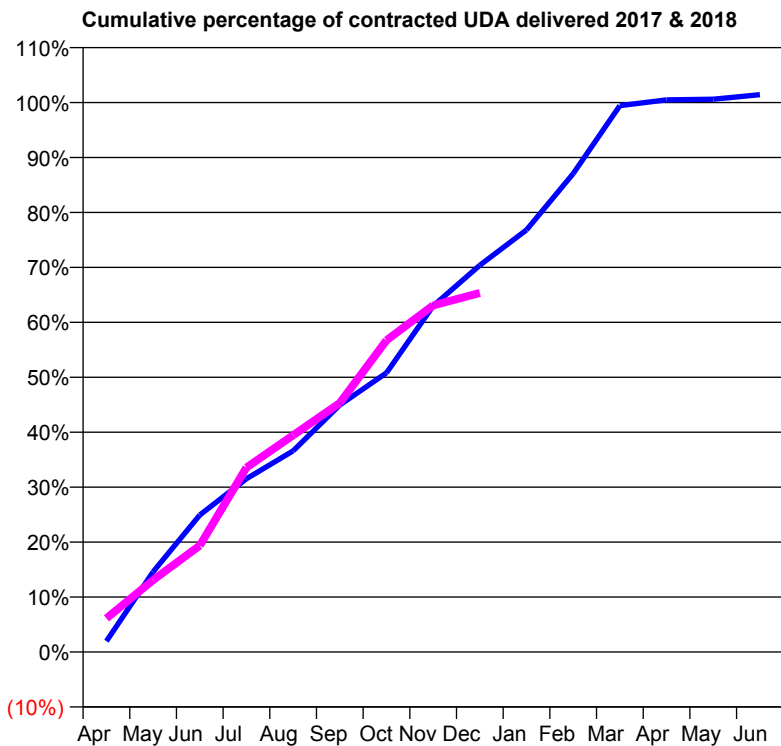
17/18 Contracted general activity (UDA)	5,000
Carry forward general activity (UDA)	-71
17/18 Contracted orthodontic activity (UOA)	0
Carry forward orthodontic activity (UOA)	0
Baseline contract value	£112,879.35

ACCESS*

Patients seen in 24 months	Total	Change since previous quarter
Quarter ending December 2016	1,180	
Quarter ending March 2017	1,287	↑
Quarter ending June 2017	1,346	↑
Quarter ending September 2017	1,413	↑
Quarter ending December 2017	1,487	↑
Variance since December 2016	26.0%	↑



ACTIVITY



Month	Adjusted Scheduled Activity (UDA)	
	2017	2018
April	99	306
May	730	654
June	1,247	968
July	1,577	1,679
August	1,830	1,972
September	2,248	2,266
October	2,540	2,836
November	3,149	3,154
December	3,519	3,267
January	3,841	
February	4,353	
March	4,971	
April	5,024	
May	5,030	
June	5,071	

QUALITY

	Quantity	Base Number	Contract	AT	Region	England
% of FP17s for the same patient ID Re-attending within 3 months - Children	10	379	2.6%	10.0%	11.6%	12.0%
% of FP17s for the same patient ID Re-attending within 3 months - Adults	55	741	7.4%	15.6%	16.7%	15.9%
% of FP17s for the same patient ID Re-attending between 3 & 9 months - Children	90	379	23.7%	47.0%	47.3%	58.0%
% of FP17s for the same patient ID Re-attending between 3 & 9 months - Adults	134	741	18.1%	37.8%	38.3%	50.5%
% of FP17s for Band 1 Urgent Courses	55	1,082	5.1%	10.9%	10.5%	9.0%
% of FP17s Relating to Free Repair or Replacements	11	1,082	1.0%	0.6%	0.6%	0.8%
% of FP17s Relating to Continuations	8	1,082	0.7%	0.6%	0.8%	1.1%
% of Patients satisfied with the dentistry they have received	1	1	N/A	88.1%	89.0%	91.5%
% of Patients satisfied with the time they had to wait for an appointment	1	1	N/A	83.4%	84.2%	87.9%

* This is based on patients treated on this contract for their most recent course of treatment. Figures in italics indicate the base number of FP17s or Patient Questionnaire responses are less than 100. N/A is shown where the base number of responses is less than 10 during the period. % is calculated as Quantity/Base number*100

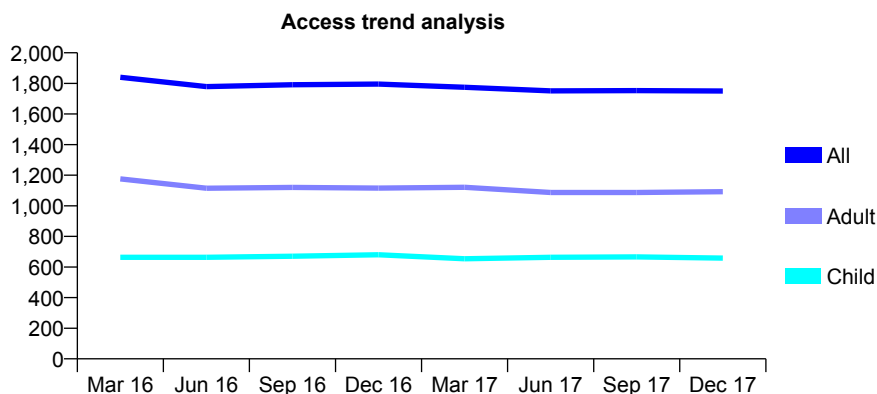
Q62 - Vital Signs At a Glance Contract Report for 949329/0001 - December 2017

Name or company name	MISS H KHALIQ
Contract type name	GDS Contract
Purpose of contract	General
Contract start date	01/04/2006
Contract end date	

17/18 Contracted general activity (UDA)	2,999
Carry forward general activity (UDA)	-25
17/18 Contracted orthodontic activity (UOA)	0
Carry forward orthodontic activity (UOA)	0
Baseline contract value	£83,201.66

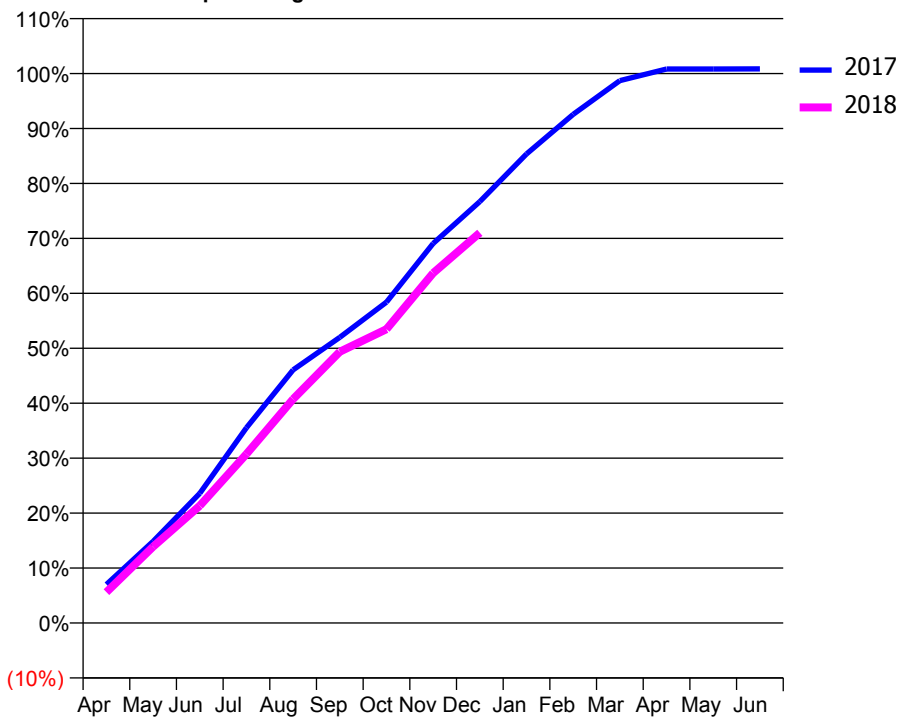
ACCESS*

Patients seen in 24 months	Total	Change since previous quarter
Quarter ending December 2016	1,796	
Quarter ending March 2017	1,775	↓
Quarter ending June 2017	1,751	↓
Quarter ending September 2017	1,753	→
Quarter ending December 2017	1,750	→
Variance since December 2016	(2.6%)	↓



ACTIVITY

Cumulative percentage of contracted UDA delivered 2017 & 2018



Month	Adjusted Scheduled Activity (UDA)	
	2017	2018
April	210	168
May	446	417
June	708	640
July	1,066	923
August	1,382	1,222
September	1,559	1,481
October	1,752	1,604
November	2,071	1,910
December	2,300	2,130
January	2,560	
February	2,776	
March	2,960	
April	3,023	
May	3,023	
June	3,024	

QUALITY

	Quantity	Base Number	Contract	AT	Region	England
% of FP17s for the same patient ID Re-attending within 3 months - Children	27	745	3.6%	10.0%	11.6%	12.0%
% of FP17s for the same patient ID Re-attending within 3 months - Adults	40	801	5.0%	15.6%	16.7%	15.9%
% of FP17s for the same patient ID Re-attending between 3 & 9 months - Children	440	745	59.1%	47.0%	47.3%	58.0%
% of FP17s for the same patient ID Re-attending between 3 & 9 months - Adults	351	801	43.8%	37.8%	38.3%	50.5%
% of FP17s for Band 1 Urgent Courses	49	1,507	3.3%	10.9%	10.5%	9.0%
% of FP17s Relating to Free Repair or Replacements	1	1,507	0.1%	0.6%	0.6%	0.8%
% of FP17s Relating to Continuations	6	1,507	0.4%	0.6%	0.8%	1.1%
% of Patients satisfied with the dentistry they have received	0	0	N/A	88.1%	89.0%	91.5%
% of Patients satisfied with the time they had to wait for an appointment	0	0	N/A	83.4%	84.2%	87.9%

* This is based on patients treated on this contract for their most recent course of treatment. Figures in italics indicate the base number of FP17s or Patient Questionnaire responses are less than 100. N/A is shown where the base number of responses is less than 10 during the period. % is calculated as Quantity/Base number*100

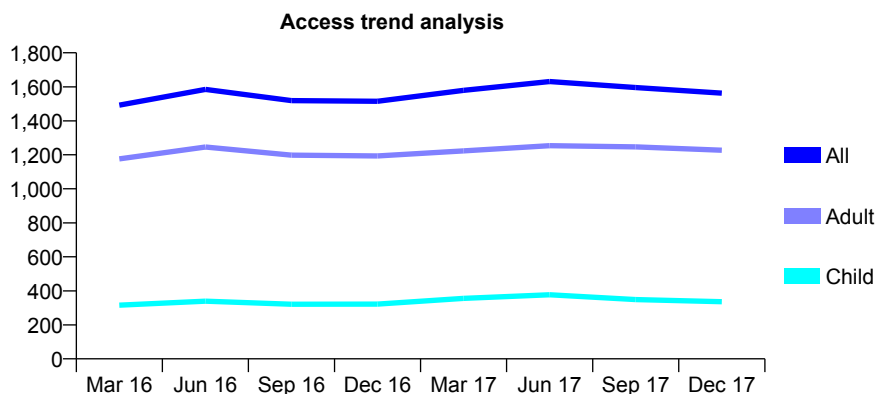
Q62 - Vital Signs At a Glance Contract Report for 951196/0001 - December 2017

Name or company name	Cornerstone Dental Practice
Contract type name	GDS Contract
Purpose of contract	General
Contract start date	01/04/2006
Contract end date	

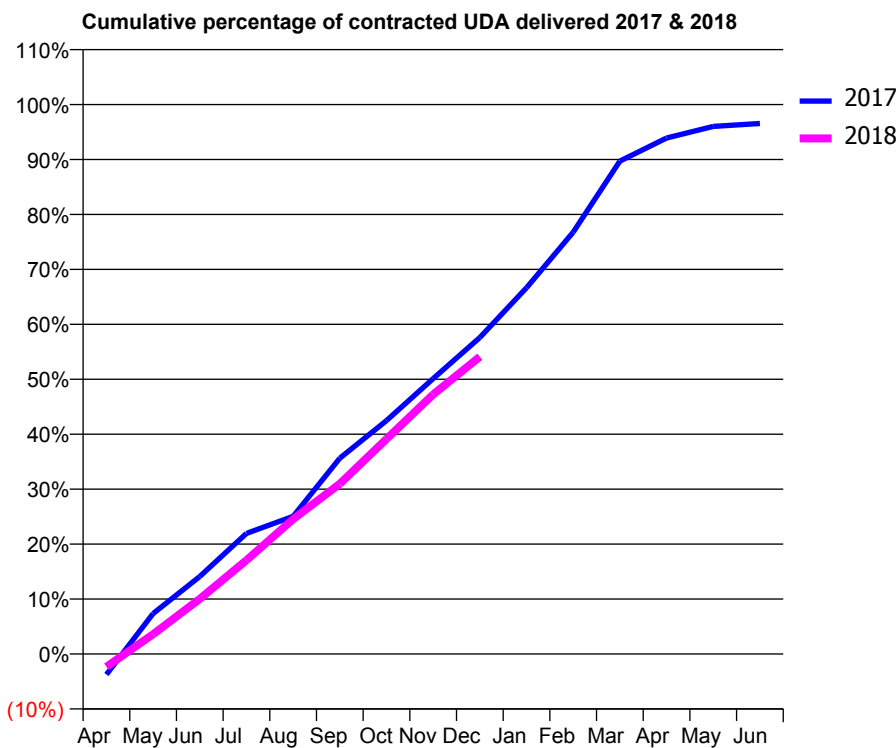
17/18 Contracted general activity (UDA)	6,243
Carry forward general activity (UDA)	216
17/18 Contracted orthodontic activity (UOA)	0
Carry forward orthodontic activity (UOA)	0
Baseline contract value	£197,575.09

ACCESS*

Patients seen in 24 months	Total	Change since previous quarter
Quarter ending December 2016	1,515	
Quarter ending March 2017	1,579	↑
Quarter ending June 2017	1,631	↑
Quarter ending September 2017	1,596	↓
Quarter ending December 2017	1,563	↓
Variance since December 2016	3.2%	↑



ACTIVITY



Month	2017	2018
April	-234	-146
May	459	224
June	880	626
July	1,371	1,065
August	1,565	1,532
September	2,224	1,934
October	2,653	2,442
November	3,129	2,948
December	3,596	3,377
January	4,161	
February	4,792	
March	5,599	
April	5,863	
May	5,994	
June	6,027	

QUALITY

	Quantity	Base Number	Contract	AT	Region	England
% of FP17s for the same patient ID Re-attending within 3 months - Children	26	298	8.7%	10.0%	11.6%	12.0%
% of FP17s for the same patient ID Re-attending within 3 months - Adults	138	983	14.0%	15.6%	16.7%	15.9%
% of FP17s for the same patient ID Re-attending between 3 & 9 months - Children	124	298	41.6%	47.0%	47.3%	58.0%
% of FP17s for the same patient ID Re-attending between 3 & 9 months - Adults	325	983	33.1%	37.8%	38.3%	50.5%
% of FP17s for Band 1 Urgent Courses	78	1,126	6.9%	10.9%	10.5%	9.0%
% of FP17s Relating to Free Repair or Replacements	0	1,126	0.0%	0.6%	0.6%	0.8%
% of FP17s Relating to Continuations	3	1,126	0.3%	0.6%	0.8%	1.1%
% of Patients satisfied with the dentistry they have received	0	0	N/A	88.1%	89.0%	91.5%
% of Patients satisfied with the time they had to wait for an appointment	0	0	N/A	83.4%	84.2%	87.9%

* This is based on patients treated on this contract for their most recent course of treatment. Figures in italics indicate the base number of FP17s or Patient Questionnaire responses are less than 100. N/A is shown where the base number of responses is less than 10 during the period. % is calculated as Quantity/Base number*100

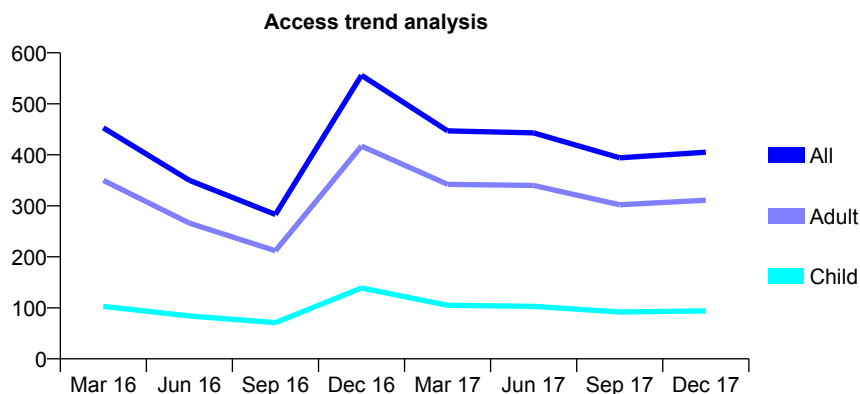
Q62 - Vital Signs At a Glance Contract Report for 960837/0003 - December 2017

Name or company name	MISS A VAZIR
Contract type name	GDS Contract
Purpose of contract	General
Contract start date	01/05/2013
Contract end date	

17/18 Contracted general activity (UDA)	2,000
Carry forward general activity (UDA)	8
17/18 Contracted orthodontic activity (UOA)	0
Carry forward orthodontic activity (UOA)	0
Baseline contract value	£53,537.06

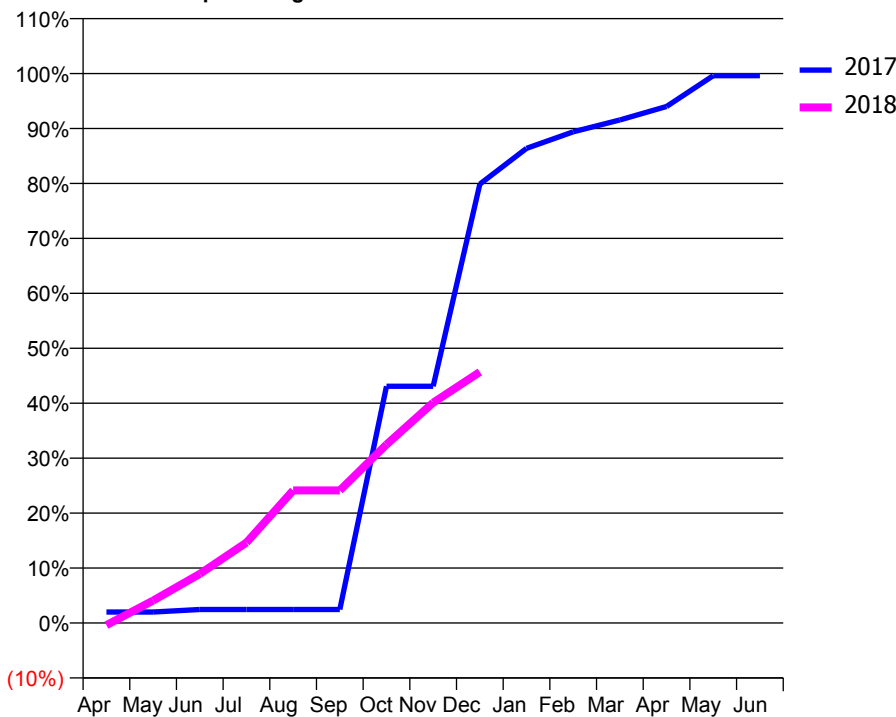
ACCESS*

Patients seen in 24 months	Total	Change since previous quarter
Quarter ending December 2016	556	
Quarter ending March 2017	447	↓
Quarter ending June 2017	443	→
Quarter ending September 2017	394	↓
Quarter ending December 2017	405	↑
Variance since December 2016	(27.2%)	↓



ACTIVITY

Cumulative percentage of contracted UDA delivered 2017 & 2018



Month	Adjusted Scheduled Activity (UDA)	
	2017	2018
April	40	-8
May	40	82
June	49	179
July	49	293
August	49	483
September	49	483
October	862	650
November	862	802
December	1,598	914
January	1,728	
February	1,788	
March	1,831	
April	1,880	
May	1,992	
June	1,992	

QUALITY

	Quantity	Base Number	Contract	AT	Region	England
% of FP17s for the same patient ID Re-attending within 3 months - Children	3	73	4.1%	10.0%	11.6%	12.0%
% of FP17s for the same patient ID Re-attending within 3 months - Adults	18	238	7.6%	15.6%	16.7%	15.9%
% of FP17s for the same patient ID Re-attending between 3 & 9 months - Children	11	73	15.1%	47.0%	47.3%	58.0%
% of FP17s for the same patient ID Re-attending between 3 & 9 months - Adults	33	238	13.9%	37.8%	38.3%	50.5%
% of FP17s for Band 1 Urgent Courses	9	289	3.1%	10.9%	10.5%	9.0%
% of FP17s Relating to Free Repair or Replacements	3	289	1.0%	0.6%	0.6%	0.8%
% of FP17s Relating to Continuations	2	289	0.7%	0.6%	0.8%	1.1%
% of Patients satisfied with the dentistry they have received	0	0	N/A	88.1%	89.0%	91.5%
% of Patients satisfied with the time they had to wait for an appointment	0	0	N/A	83.4%	84.2%	87.9%

* This is based on patients treated on this contract for their most recent course of treatment. Figures in italics indicate the base number of FP17s or Patient Questionnaire responses are less than 100. N/A is shown where the base number of responses is less than 10 during the period. % is calculated as Quantity/Base number*100

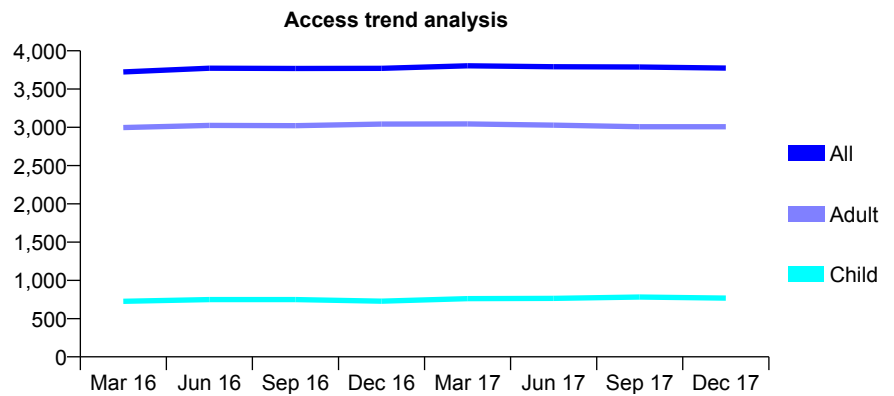
Q62 - Vital Signs At a Glance Contract Report for 961256/0001 - December 2017

Name or company name	Archna Patel and Rajesh Kylahsum
Contract type name	GDS Contract
Purpose of contract	General
Contract start date	01/01/2012
Contract end date	

17/18 Contracted general activity (UDA)	9,749
Carry forward general activity (UDA)	-136
17/18 Contracted orthodontic activity (UOA)	0
Carry forward orthodontic activity (UOA)	0
Baseline contract value	£274,253.17

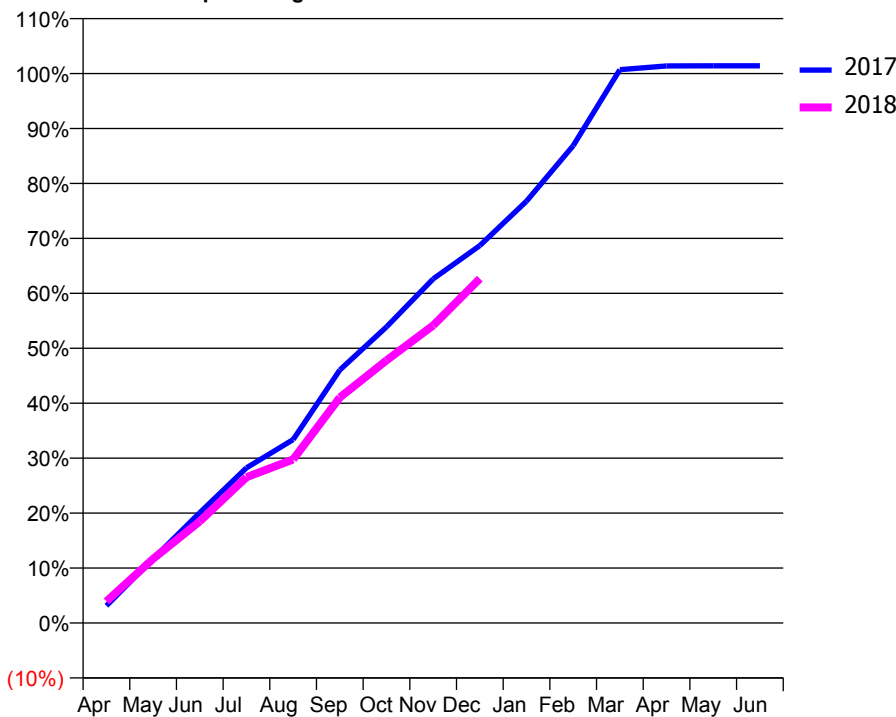
ACCESS*

Patients seen in 24 months	Total	Change since previous quarter
Quarter ending December 2016	3,771	
Quarter ending March 2017	3,804	→
Quarter ending June 2017	3,792	→
Quarter ending September 2017	3,789	→
Quarter ending December 2017	3,775	→
Variance since December 2016	0.1%	→



ACTIVITY

Cumulative percentage of contracted UDA delivered 2017 & 2018



Month	Adjusted Scheduled Activity (UDA)	
	2017	2018
April	306	386
May	1,139	1,140
June	1,957	1,804
July	2,752	2,587
August	3,253	2,901
September	4,489	4,003
October	5,252	4,659
November	6,106	5,279
December	6,697	6,109
January	7,484	
February	8,469	
March	9,816	
April	9,883	
May	9,886	
June	9,885	

QUALITY

	Quantity	Base Number	Contract	AT	Region	England
% of FP17s for the same patient ID Re-attending within 3 months - Children	64	792	8.1%	10.0%	11.6%	12.0%
% of FP17s for the same patient ID Re-attending within 3 months - Adults	417	2,620	15.9%	15.6%	16.7%	15.9%
% of FP17s for the same patient ID Re-attending between 3 & 9 months - Children	462	792	58.3%	47.0%	47.3%	58.0%
% of FP17s for the same patient ID Re-attending between 3 & 9 months - Adults	1,300	2,620	49.6%	37.8%	38.3%	50.5%
% of FP17s for Band 1 Urgent Courses	236	2,837	8.3%	10.9%	10.5%	9.0%
% of FP17s Relating to Free Repair or Replacements	11	2,837	0.4%	0.6%	0.6%	0.8%
% of FP17s Relating to Continuations	13	2,837	0.5%	0.6%	0.8%	1.1%
% of Patients satisfied with the dentistry they have received	4	5	N/A	88.1%	89.0%	91.5%
% of Patients satisfied with the time they had to wait for an appointment	5	5	N/A	83.4%	84.2%	87.9%

* This is based on patients treated on this contract for their most recent course of treatment. Figures in italics indicate the base number of FP17s or Patient Questionnaire responses are less than 100. N/A is shown where the base number of responses is less than 10 during the period. % is calculated as Quantity/Base number*100

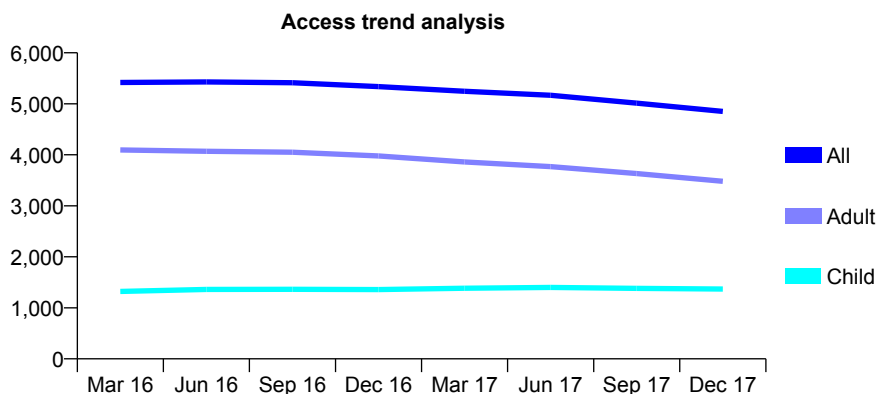
Q62 - Vital Signs At a Glance Contract Report for 963895/0001 - December 2017

Name or company name	MR SK MAKHIJANI
Contract type name	GDS Contract
Purpose of contract	General
Contract start date	01/04/2006
Contract end date	

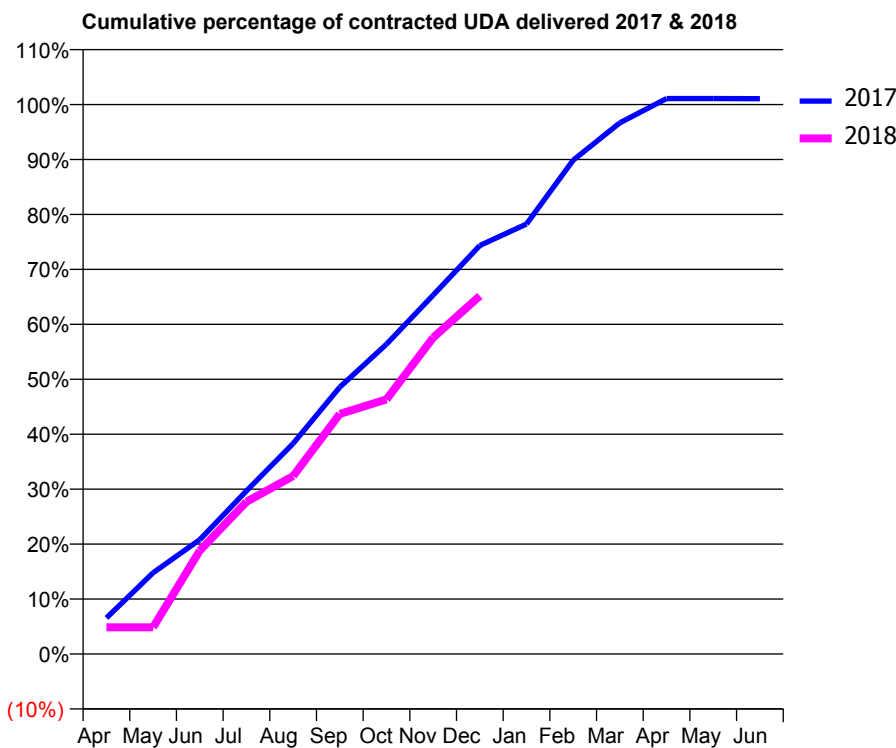
17/18 Contracted general activity (UDA)	9,654
Carry forward general activity (UDA)	-102
17/18 Contracted orthodontic activity (UOA)	0
Carry forward orthodontic activity (UOA)	0
Baseline contract value	£236,277.42

ACCESS*

Patients seen in 24 months	Total	Change since previous quarter
Quarter ending December 2016	5,338	
Quarter ending March 2017	5,245	↓
Quarter ending June 2017	5,168	↓
Quarter ending September 2017	5,014	↓
Quarter ending December 2017	4,850	↓
Variance since December 2016	(9.1%)	↓



ACTIVITY



Month	Adjusted Scheduled Activity (UDA)	
	2017	2018
April	633	470
May	1,428	470
June	2,008	1,816
July	2,866	2,674
August	3,698	3,126
September	4,688	4,217
October	5,443	4,474
November	6,306	5,557
December	7,177	6,291
January	7,555	
February	8,676	
March	9,333	
April	9,760	
May	9,760	
June	9,756	

QUALITY

	Quantity	Base Number	Contract	AT	Region	England
% of FP17s for the same patient ID Re-attending within 3 months - Children	33	1,043	3.2%	10.0%	11.6%	12.0%
% of FP17s for the same patient ID Re-attending within 3 months - Adults	223	2,489	9.0%	15.6%	16.7%	15.9%
% of FP17s for the same patient ID Re-attending between 3 & 9 months - Children	373	1,043	35.8%	47.0%	47.3%	58.0%
% of FP17s for the same patient ID Re-attending between 3 & 9 months - Adults	989	2,489	39.7%	37.8%	38.3%	50.5%
% of FP17s for Band 1 Urgent Courses	224	3,303	6.8%	10.9%	10.5%	9.0%
% of FP17s Relating to Free Repair or Replacements	5	3,303	0.2%	0.6%	0.6%	0.8%
% of FP17s Relating to Continuations	2	3,303	0.1%	0.6%	0.8%	1.1%
% of Patients satisfied with the dentistry they have received	7	9	N/A	88.1%	89.0%	91.5%
% of Patients satisfied with the time they had to wait for an appointment	8	9	N/A	83.4%	84.2%	87.9%

* This is based on patients treated on this contract for their most recent course of treatment. Figures in italics indicate the base number of FP17s or Patient Questionnaire responses are less than 100. N/A is shown where the base number of responses is less than 10 during the period. % is calculated as Quantity/Base number*100

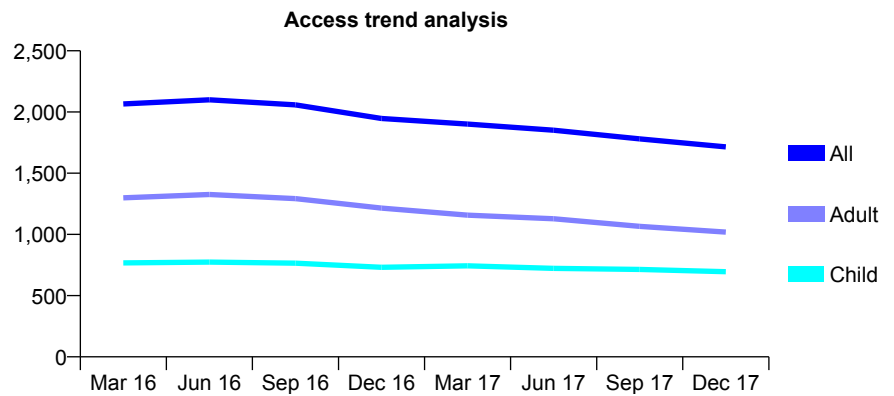
Q62 - Vital Signs At a Glance Contract Report for 967548/0001 - December 2017

Name or company name	Mr Ali J Abulhab
Contract type name	GDS Contract
Purpose of contract	General
Contract start date	01/12/2008
Contract end date	

17/18 Contracted general activity (UDA)	5,500
Carry forward general activity (UDA)	0
17/18 Contracted orthodontic activity (UOA)	0
Carry forward orthodontic activity (UOA)	0
Baseline contract value	£137,640.21

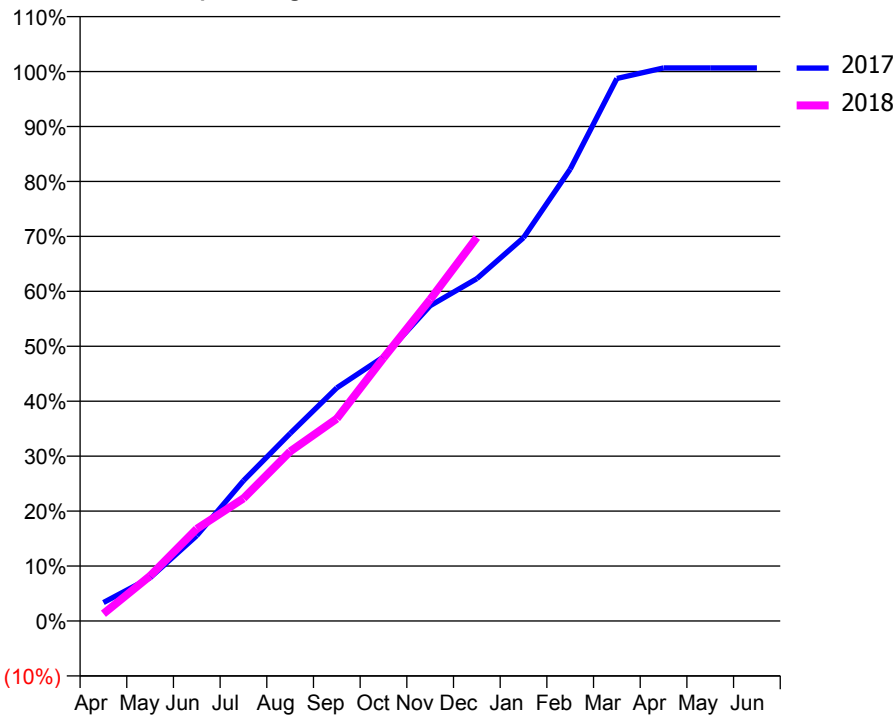
ACCESS*

Patients seen in 24 months	Total	Change since previous quarter
Quarter ending December 2016	1,947	
Quarter ending March 2017	1,901	↓
Quarter ending June 2017	1,851	↓
Quarter ending September 2017	1,780	↓
Quarter ending December 2017	1,715	↓
Variance since December 2016	(11.9%)	↓



ACTIVITY

Cumulative percentage of contracted UDA delivered 2017 & 2018



Month	Adjusted Scheduled Activity (UDA)	
	2017	2018
April	185	73
May	433	452
June	855	923
July	1,404	1,227
August	1,877	1,698
September	2,333	2,026
October	2,644	2,633
November	3,156	3,218
December	3,427	3,839
January	3,836	
February	4,523	
March	5,431	
April	5,535	
May	5,535	
June	5,535	

QUALITY

	Quantity	Base Number	Contract	AT	Region	England
% of FP17s for the same patient ID Re-attending within 3 months - Children	46	640	7.2%	10.0%	11.6%	12.0%
% of FP17s for the same patient ID Re-attending within 3 months - Adults	62	648	9.6%	15.6%	16.7%	15.9%
% of FP17s for the same patient ID Re-attending between 3 & 9 months - Children	309	640	48.3%	47.0%	47.3%	58.0%
% of FP17s for the same patient ID Re-attending between 3 & 9 months - Adults	208	648	32.1%	37.8%	38.3%	50.5%
% of FP17s for Band 1 Urgent Courses	10	1,243	0.8%	10.9%	10.5%	9.0%
% of FP17s Relating to Free Repair or Replacements	1	1,243	0.1%	0.6%	0.6%	0.8%
% of FP17s Relating to Continuations	1	1,243	0.1%	0.6%	0.8%	1.1%
% of Patients satisfied with the dentistry they have received	0	0	N/A	88.1%	89.0%	91.5%
% of Patients satisfied with the time they had to wait for an appointment	0	0	N/A	83.4%	84.2%	87.9%

* This is based on patients treated on this contract for their most recent course of treatment. Figures in italics indicate the base number of FP17s or Patient Questionnaire responses are less than 100. N/A is shown where the base number of responses is less than 10 during the period. % is calculated as Quantity/Base number*100

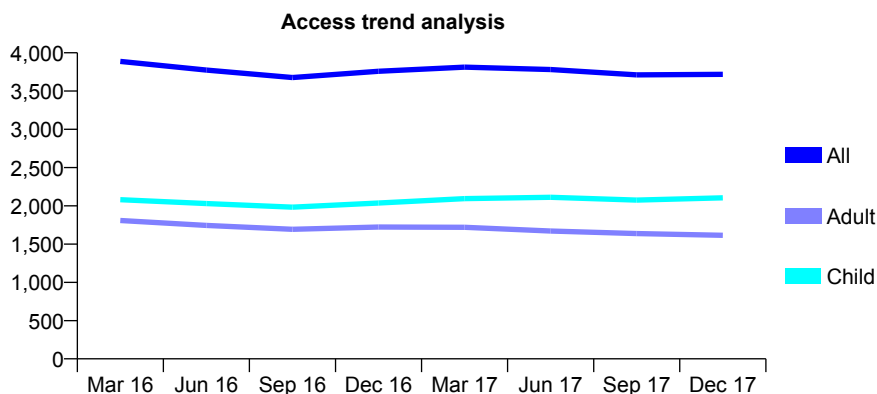
Q62 - Vital Signs At a Glance Contract Report for 979414/0003 - December 2017

Name or company name	MR SS GHALLEY
Contract type name	GDS Contract
Purpose of contract	General
Contract start date	01/04/2006
Contract end date	

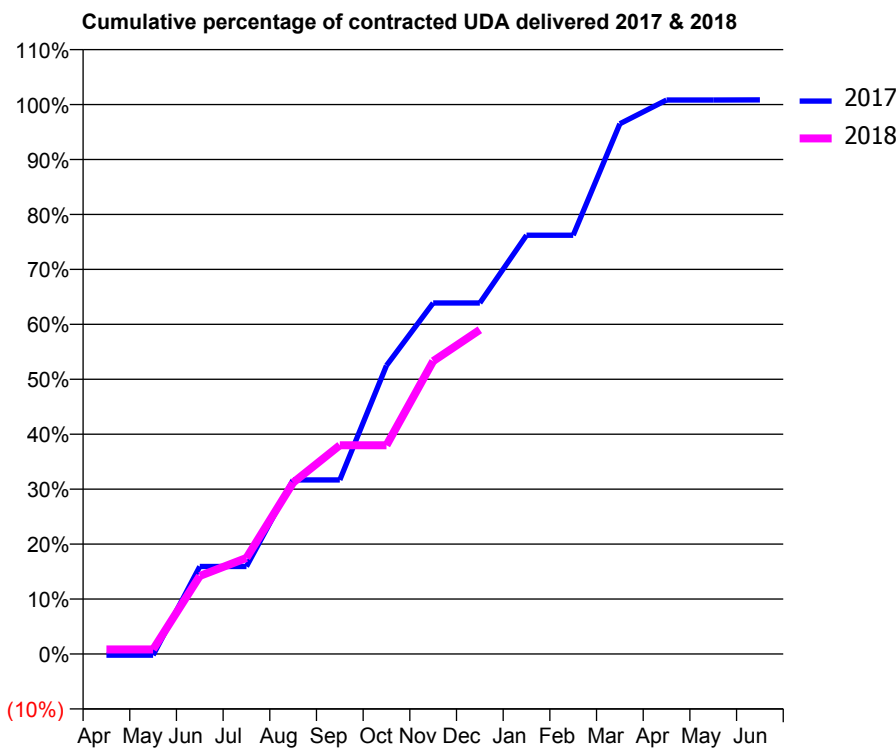
17/18 Contracted general activity (UDA)	13,002
Carry forward general activity (UDA)	-110
17/18 Contracted orthodontic activity (UOA)	0
Carry forward orthodontic activity (UOA)	0
Baseline contract value	£411,159.22

ACCESS*

Patients seen in 24 months	Total	Change since previous quarter
Quarter ending December 2016	3,759	
Quarter ending March 2017	3,813	→
Quarter ending June 2017	3,781	→
Quarter ending September 2017	3,712	↓
Quarter ending December 2017	3,719	→
Variance since December 2016	(1.1%)	↓



ACTIVITY



Month	Adjusted Scheduled Activity (UDA)	
	2017	2018
April	-29	110
May	-29	110
June	2,072	1,847
July	2,072	2,272
August	4,119	4,055
September	4,119	4,940
October	6,825	4,940
November	8,305	6,929
December	8,305	7,673
January	9,909	
February	9,909	
March	12,547	
April	13,107	
May	13,107	
June	13,112	

QUALITY

	Quantity	Base Number	Contract	AT	Region	England
% of FP17s for the same patient ID Re-attending within 3 months - Children	83	1,880	4.4%	10.0%	11.6%	12.0%
% of FP17s for the same patient ID Re-attending within 3 months - Adults	222	1,309	17.0%	15.6%	16.7%	15.9%
% of FP17s for the same patient ID Re-attending between 3 & 9 months - Children	951	1,880	50.6%	47.0%	47.3%	58.0%
% of FP17s for the same patient ID Re-attending between 3 & 9 months - Adults	560	1,309	42.8%	37.8%	38.3%	50.5%
% of FP17s for Band 1 Urgent Courses	228	2,997	7.6%	10.9%	10.5%	9.0%
% of FP17s Relating to Free Repair or Replacements	10	2,997	0.3%	0.6%	0.6%	0.8%
% of FP17s Relating to Continuations	27	2,997	0.9%	0.6%	0.8%	1.1%
% of Patients satisfied with the dentistry they have received	3	3	N/A	88.1%	89.0%	91.5%
% of Patients satisfied with the time they had to wait for an appointment	2	3	N/A	83.4%	84.2%	87.9%

* This is based on patients treated on this contract for their most recent course of treatment. Figures in italics indicate the base number of FP17s or Patient Questionnaire responses are less than 100. N/A is shown where the base number of responses is less than 10 during the period. % is calculated as Quantity/Base number*100

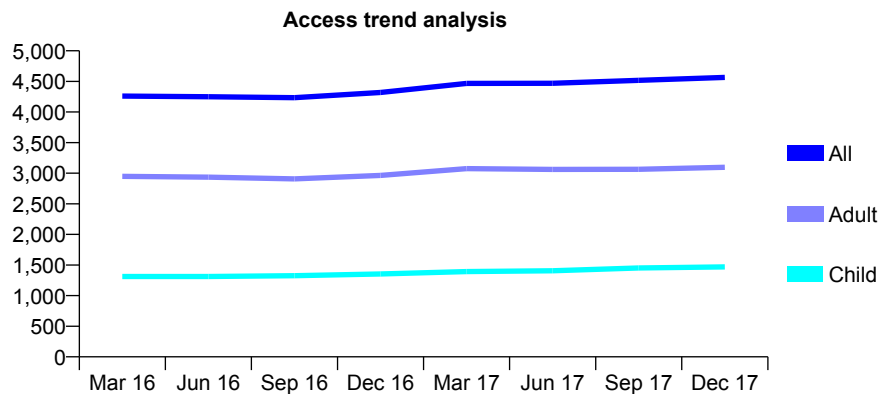
Q62 - Vital Signs At a Glance Contract Report for 979414/0005 - December 2017

Name or company name	Baljeet Singh Chawla
Contract type name	GDS Contract
Purpose of contract	General
Contract start date	01/05/2009
Contract end date	

17/18 Contracted general activity (UDA)	12,820
Carry forward general activity (UDA)	-236
17/18 Contracted orthodontic activity (UOA)	0
Carry forward orthodontic activity (UOA)	0
Baseline contract value	£333,519.00

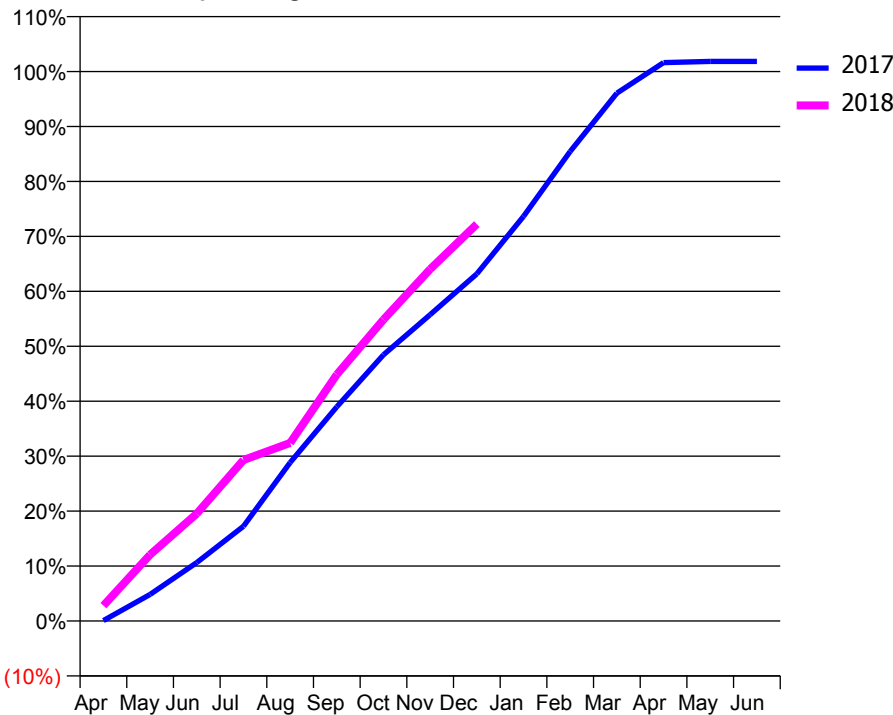
ACCESS*

Patients seen in 24 months	Total	Change since previous quarter
Quarter ending December 2016	4,319	
Quarter ending March 2017	4,468	↑
Quarter ending June 2017	4,469	→
Quarter ending September 2017	4,517	→
Quarter ending December 2017	4,565	→
Variance since December 2016	5.7%	↑



ACTIVITY

Cumulative percentage of contracted UDA delivered 2017 & 2018



Month	Adjusted Scheduled Activity (UDA)	
	2017	2018
April	12	359
May	619	1,549
June	1,363	2,507
July	2,211	3,757
August	3,697	4,154
September	4,997	5,750
October	6,213	7,032
November	7,148	8,209
December	8,100	9,259
January	9,440	
February	10,955	
March	12,315	
April	13,027	
May	13,056	
June	13,056	

QUALITY

	Quantity	Base Number	Contract	AT	Region	England
% of FP17s for the same patient ID Re-attending within 3 months - Children	141	1,762	8.0%	10.0%	11.6%	12.0%
% of FP17s for the same patient ID Re-attending within 3 months - Adults	344	2,502	13.7%	15.6%	16.7%	15.9%
% of FP17s for the same patient ID Re-attending between 3 & 9 months - Children	1,073	1,762	60.9%	47.0%	47.3%	58.0%
% of FP17s for the same patient ID Re-attending between 3 & 9 months - Adults	946	2,502	37.8%	37.8%	38.3%	50.5%
% of FP17s for Band 1 Urgent Courses	297	3,958	7.5%	10.9%	10.5%	9.0%
% of FP17s Relating to Free Repair or Replacements	25	3,958	0.6%	0.6%	0.6%	0.8%
% of FP17s Relating to Continuations	18	3,958	0.5%	0.6%	0.8%	1.1%
% of Patients satisfied with the dentistry they have received	0	0	N/A	88.1%	89.0%	91.5%
% of Patients satisfied with the time they had to wait for an appointment	0	0	N/A	83.4%	84.2%	87.9%

* This is based on patients treated on this contract for their most recent course of treatment. Figures in italics indicate the base number of FP17s or Patient Questionnaire responses are less than 100. N/A is shown where the base number of responses is less than 10 during the period. % is calculated as Quantity/Base number*100

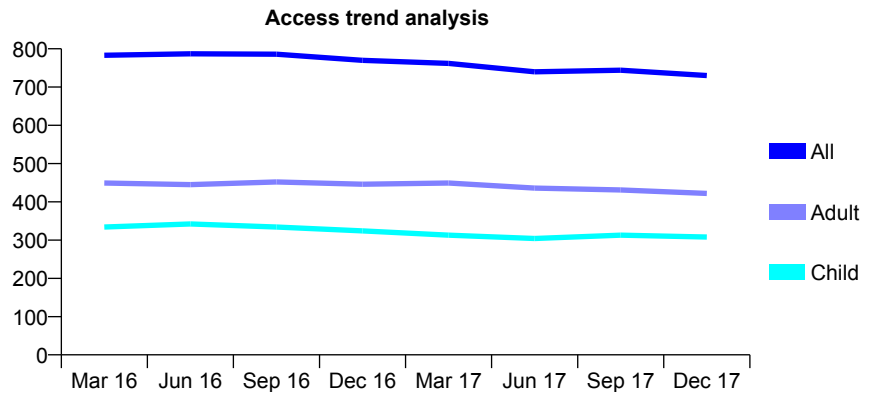
Q62 - Vital Signs At a Glance Contract Report for 982849/0001 - December 2017

Name or company name	MR RJ O'MALLEY
Contract type name	GDS Contract
Purpose of contract	General
Contract start date	01/04/2006
Contract end date	

17/18 Contracted general activity (UDA)	1,355
Carry forward general activity (UDA)	0
17/18 Contracted orthodontic activity (UOA)	0
Carry forward orthodontic activity (UOA)	0
Baseline contract value	£36,633.08

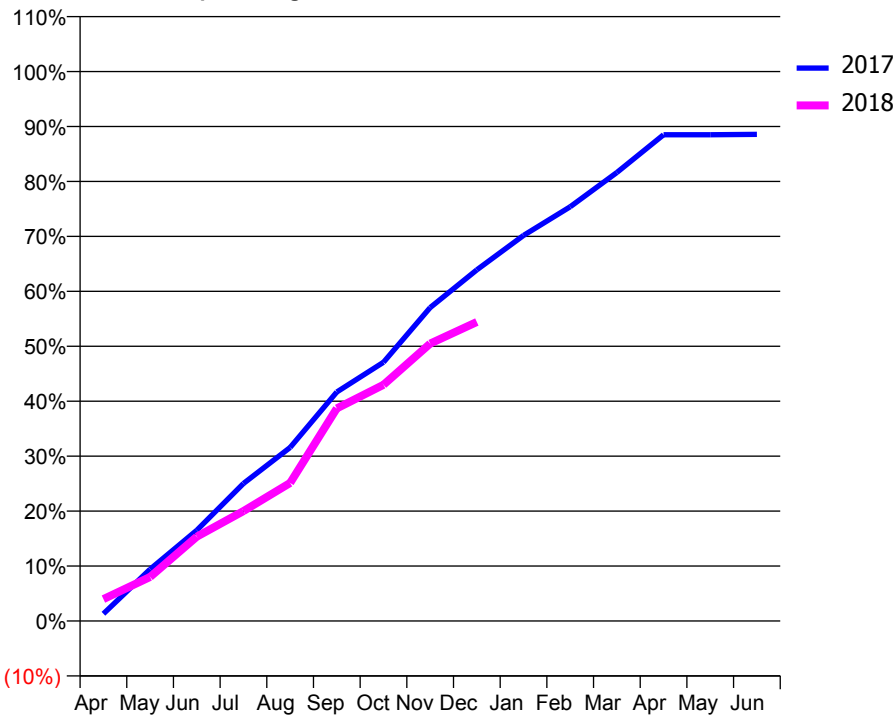
ACCESS*

Patients seen in 24 months	Total	Change since previous quarter
Quarter ending December 2016	770	
Quarter ending March 2017	762	↓
Quarter ending June 2017	740	↓
Quarter ending September 2017	744	→
Quarter ending December 2017	730	↓
Variance since December 2016	(5.2%)	↓



ACTIVITY

Cumulative percentage of contracted UDA delivered 2017 & 2018



Month	Adjusted Scheduled Activity (UDA)	
	2017	2018
April	18	54
May	128	109
June	224	208
July	339	271
August	428	341
September	565	524
October	638	583
November	773	684
December	866	737
January	951	
February	1,021	
March	1,106	
April	1,199	
May	1,199	
June	1,200	

QUALITY

	Quantity	Base Number	Contract	AT	Region	England
% of FP17s for the same patient ID Re-attending within 3 months - Children	20	250	8.0%	10.0%	11.6%	12.0%
% of FP17s for the same patient ID Re-attending within 3 months - Adults	35	263	13.3%	15.6%	16.7%	15.9%
% of FP17s for the same patient ID Re-attending between 3 & 9 months - Children	73	250	29.2%	47.0%	47.3%	58.0%
% of FP17s for the same patient ID Re-attending between 3 & 9 months - Adults	75	263	28.5%	37.8%	38.3%	50.5%
% of FP17s for Band 1 Urgent Courses	39	460	8.5%	10.9%	10.5%	9.0%
% of FP17s Relating to Free Repair or Replacements	0	460	0.0%	0.6%	0.6%	0.8%
% of FP17s Relating to Continuations	2	460	0.4%	0.6%	0.8%	1.1%
% of Patients satisfied with the dentistry they have received	0	0	N/A	88.1%	89.0%	91.5%
% of Patients satisfied with the time they had to wait for an appointment	0	0	N/A	83.4%	84.2%	87.9%

* This is based on patients treated on this contract for their most recent course of treatment. Figures in italics indicate the base number of FP17s or Patient Questionnaire responses are less than 100. N/A is shown where the base number of responses is less than 10 during the period. % is calculated as Quantity/Base number*100

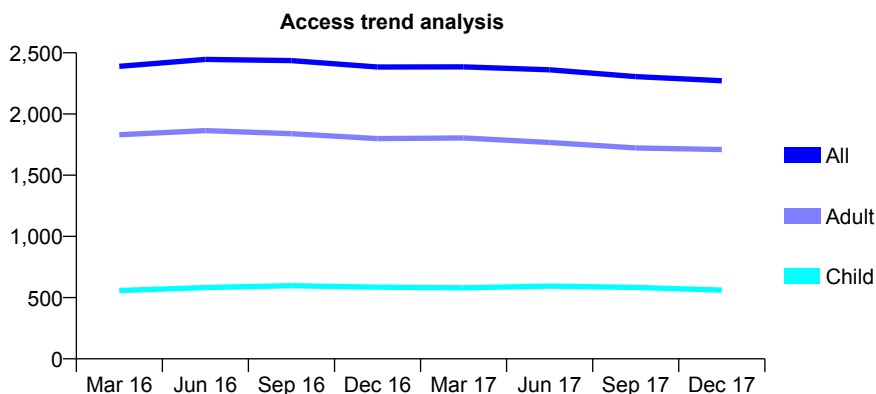
Q62 - Vital Signs At a Glance Contract Report for 998214/0001 - December 2017

Name or company name	MR DS KOONER
Contract type name	GDS Contract
Purpose of contract	General
Contract start date	01/04/2006
Contract end date	

17/18 Contracted general activity (UDA)	7,767
Carry forward general activity (UDA)	164
17/18 Contracted orthodontic activity (UOA)	0
Carry forward orthodontic activity (UOA)	0
Baseline contract value	£220,232.34

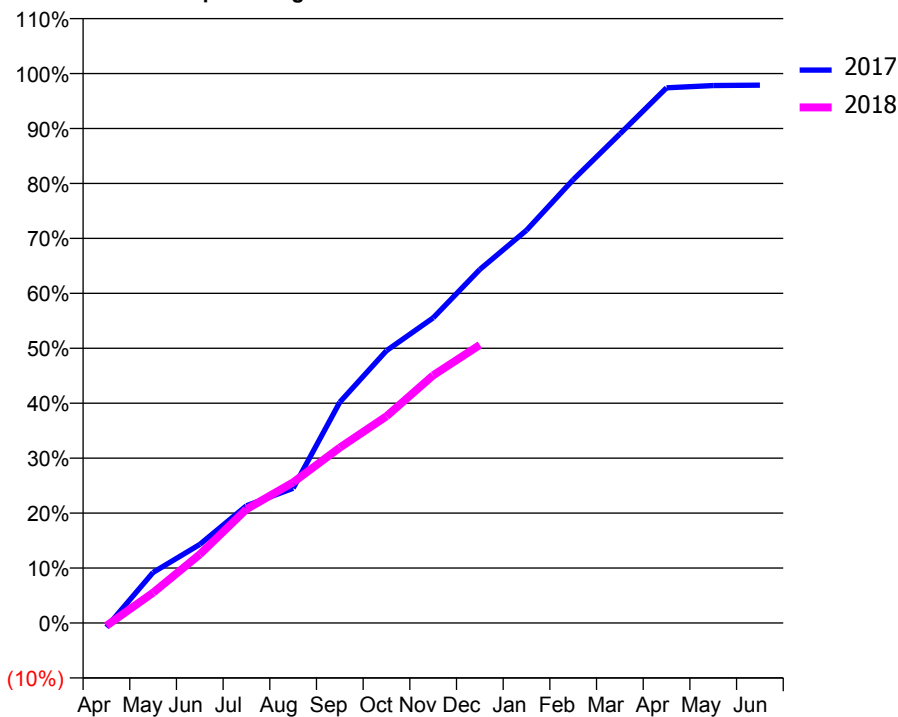
ACCESS*

Patients seen in 24 months	Total	Change since previous quarter
Quarter ending December 2016	2,384	
Quarter ending March 2017	2,385	→
Quarter ending June 2017	2,361	↓
Quarter ending September 2017	2,306	↓
Quarter ending December 2017	2,272	↓
Variance since December 2016	(4.7%)	↓



ACTIVITY

Cumulative percentage of contracted UDA delivered 2017 & 2018



Adjusted Scheduled Activity (UDA)

Month	2017	2018
April	-62	-40
May	715	428
June	1,111	969
July	1,658	1,608
August	1,904	1,987
September	3,123	2,479
October	3,850	2,923
November	4,314	3,502
December	4,998	3,931
January	5,552	
February	6,266	
March	6,912	
April	7,564	
May	7,597	
June	7,603	

QUALITY

	Quantity	Base Number	Contract	AT	Region	England
% of FP17s for the same patient ID Re-attending within 3 months - Children	25	356	7.0%	10.0%	11.6%	12.0%
% of FP17s for the same patient ID Re-attending within 3 months - Adults	166	1,147	14.5%	15.6%	16.7%	15.9%
% of FP17s for the same patient ID Re-attending between 3 & 9 months - Children	91	356	25.6%	47.0%	47.3%	58.0%
% of FP17s for the same patient ID Re-attending between 3 & 9 months - Adults	252	1,147	22.0%	37.8%	38.3%	50.5%
% of FP17s for Band 1 Urgent Courses	219	1,310	16.7%	10.9%	10.5%	9.0%
% of FP17s Relating to Free Repair or Replacements	6	1,310	0.5%	0.6%	0.6%	0.8%
% of FP17s Relating to Continuations	12	1,310	0.9%	0.6%	0.8%	1.1%
% of Patients satisfied with the dentistry they have received	5	5	N/A	88.1%	89.0%	91.5%
% of Patients satisfied with the time they had to wait for an appointment	4	5	N/A	83.4%	84.2%	87.9%

* This is based on patients treated on this contract for their most recent course of treatment. Figures in italics indicate the base number of FP17s or Patient Questionnaire responses are less than 100. N/A is shown where the base number of responses is less than 10 during the period. % is calculated as Quantity/Base number*100

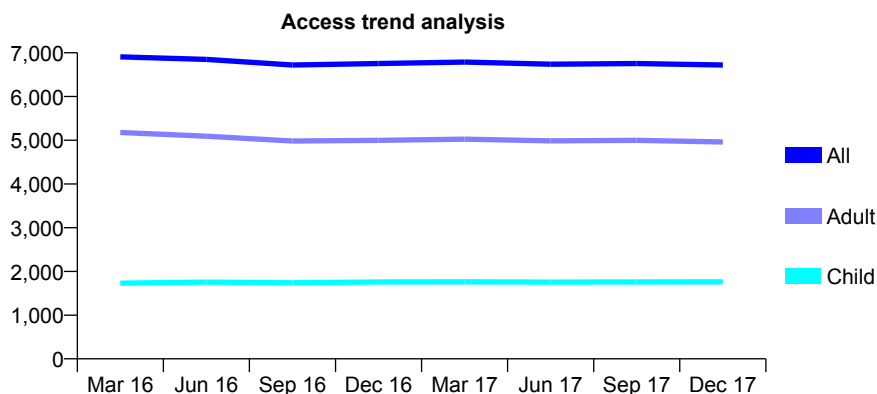
Q62 - Vital Signs At a Glance Contract Report for 998214/0002 - December 2017

Name or company name	MR DS KOONER
Contract type name	GDS Contract
Purpose of contract	General
Contract start date	01/04/2006
Contract end date	

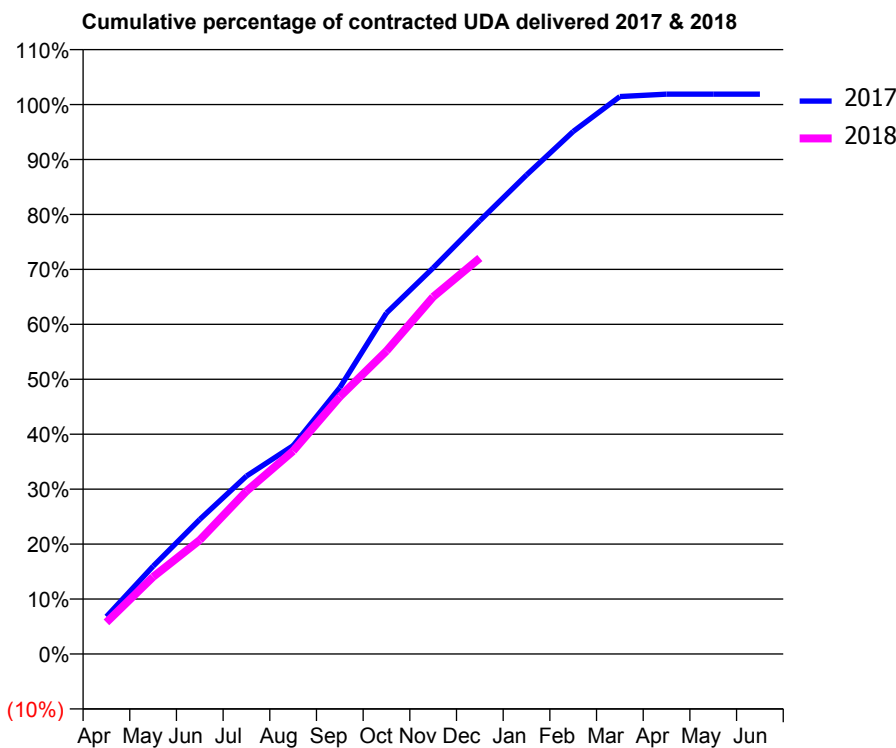
17/18 Contracted general activity (UDA)	16,231
Carry forward general activity (UDA)	-319
17/18 Contracted orthodontic activity (UOA)	0
Carry forward orthodontic activity (UOA)	0
Baseline contract value	£537,253.56

ACCESS*

Patients seen in 24 months	Total	Change since previous quarter
Quarter ending December 2016	6,754	
Quarter ending March 2017	6,787	→
Quarter ending June 2017	6,739	→
Quarter ending September 2017	6,754	→
Quarter ending December 2017	6,722	→
Variance since December 2016	(0.5%)	→



ACTIVITY



Month	Adjusted Scheduled Activity (UDA)	
	2017	2018
April	1,105	935
May	2,595	2,280
June	3,978	3,367
July	5,258	4,813
August	6,153	5,998
September	7,867	7,601
October	10,075	8,949
November	11,406	10,551
December	12,800	11,697
January	14,150	
February	15,434	
March	16,465	
April	16,539	
May	16,539	
June	16,539	

QUALITY

	Quantity	Base Number	Contract	AT	Region	England
% of FP17s for the same patient ID Re-attending within 3 months - Children	80	1,318	6.1%	10.0%	11.6%	12.0%
% of FP17s for the same patient ID Re-attending within 3 months - Adults	543	3,699	14.7%	15.6%	16.7%	15.9%
% of FP17s for the same patient ID Re-attending between 3 & 9 months - Children	416	1,318	31.6%	47.0%	47.3%	58.0%
% of FP17s for the same patient ID Re-attending between 3 & 9 months - Adults	1,046	3,699	28.3%	37.8%	38.3%	50.5%
% of FP17s for Band 1 Urgent Courses	381	4,221	9.0%	10.9%	10.5%	9.0%
% of FP17s Relating to Free Repair or Replacements	48	4,221	1.1%	0.6%	0.6%	0.8%
% of FP17s Relating to Continuations	67	4,221	1.6%	0.6%	0.8%	1.1%
% of Patients satisfied with the dentistry they have received	5	5	N/A	88.1%	89.0%	91.5%
% of Patients satisfied with the time they had to wait for an appointment	4	5	N/A	83.4%	84.2%	87.9%

* This is based on patients treated on this contract for their most recent course of treatment. Figures in italics indicate the base number of FP17s or Patient Questionnaire responses are less than 100. N/A is shown where the base number of responses is less than 10 during the period. % is calculated as Quantity/Base number*100

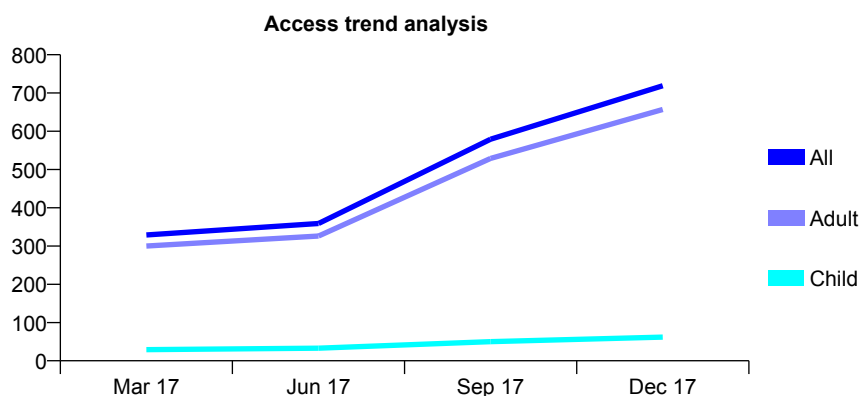
Q63 - Vital Signs At a Glance Contract Report for 100178/0000 - December 2017

Name or company name	Dentistry for You
Contract type name	PDS Contract
Purpose of contract	General
Contract start date	01/07/2016
Contract end date	31/05/2021

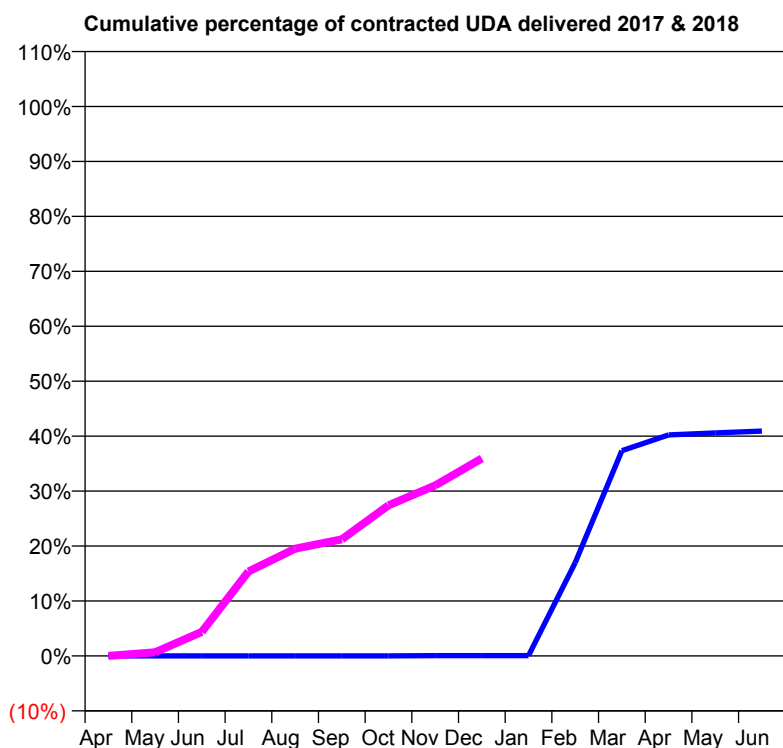
17/18 Contracted general activity (UDA)	3,351
Carry forward general activity (UDA)	0
17/18 Contracted orthodontic activity (UOA)	0
Carry forward orthodontic activity (UOA)	0
Baseline contract value	£197,385.82

ACCESS*

Patients seen in 24 months	Total	Change since previous quarter
Quarter ending December 2016	0	
Quarter ending March 2017	329	
Quarter ending June 2017	359	↑
Quarter ending September 2017	579	↑
Quarter ending December 2017	719	↑
Variance since December 2016	N/A	



ACTIVITY



Month	Adjusted Scheduled Activity (UDA)	
	2017	2018
April	0	0
May	0	23
June	0	147
July	0	515
August	0	654
September	0	711
October	0	919
November	1	1,039
December	1	1,205
January	1	
February	341	
March	751	
April	808	
May	815	
June	822	

QUALITY

	Quantity	Base Number	Contract	AT	Region	England
% of FP17s for the same patient ID Re-attending within 3 months - Children	2	129	1.6%	10.2%	11.6%	12.0%
% of FP17s for the same patient ID Re-attending within 3 months - Adults	7	932	0.8%	15.3%	16.7%	15.9%
% of FP17s for the same patient ID Re-attending between 3 & 9 months - Children	0	129	0.0%	48.0%	47.3%	58.0%
% of FP17s for the same patient ID Re-attending between 3 & 9 months - Adults	4	932	0.4%	38.2%	38.3%	50.5%
% of FP17s for Band 1 Urgent Courses	990	1,005	98.5%	10.0%	10.5%	9.0%
% of FP17s Relating to Free Repair or Replacements	0	1,005	0.0%	0.6%	0.6%	0.8%
% of FP17s Relating to Continuations	0	1,005	0.0%	0.9%	0.8%	1.1%
% of Patients satisfied with the dentistry they have received	1	1	N/A	90.0%	89.0%	91.5%
% of Patients satisfied with the time they had to wait for an appointment	1	1	N/A	87.4%	84.2%	87.9%

* This is based on patients treated on this contract for their most recent course of treatment. Figures in italics indicate the base number of FP17s or Patient Questionnaire responses are less than 100. N/A is shown where the base number of responses is less than 10 during the period. % is calculated as Quantity/Base number*100

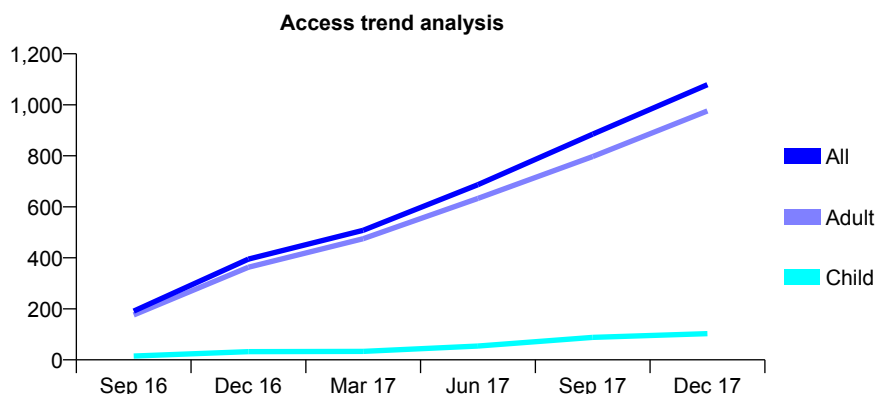
Q63 - Vital Signs At a Glance Contract Report for 100185/0000 - December 2017

Name or company name	IDH Limited
Contract type name	PDS Contract
Purpose of contract	General
Contract start date	01/07/2016
Contract end date	31/05/2021

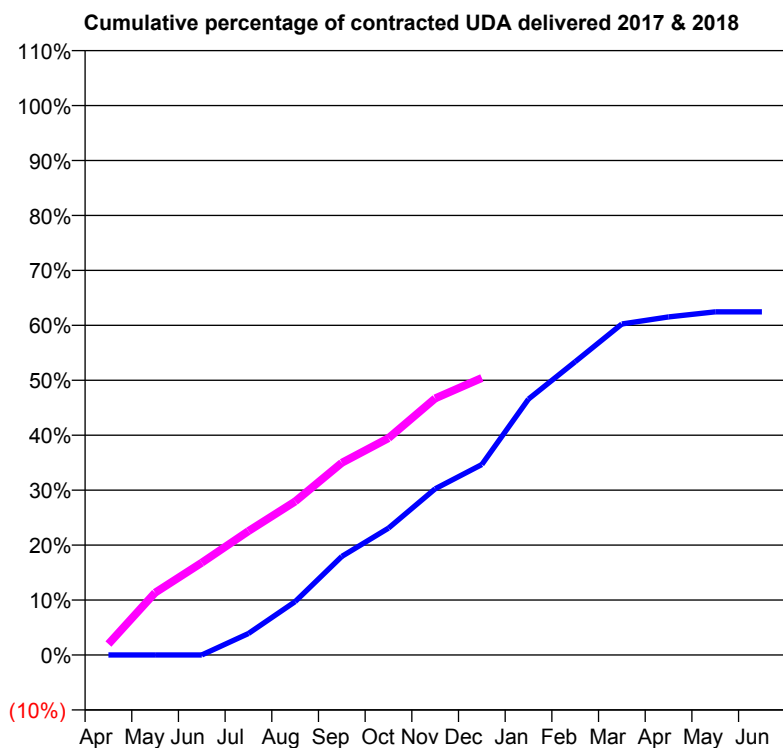
17/18 Contracted general activity (UDA)	3,478
Carry forward general activity (UDA)	0
17/18 Contracted orthodontic activity (UOA)	0
Carry forward orthodontic activity (UOA)	0
Baseline contract value	£179,715.67

ACCESS*

Patients seen in 24 months	Total	Change since previous quarter
Quarter ending December 2016	395	
Quarter ending March 2017	508	↑
Quarter ending June 2017	687	↑
Quarter ending September 2017	885	↑
Quarter ending December 2017	1,079	↑
Variance since December 2016	173.2%	↑



ACTIVITY



Month	Adjusted Scheduled Activity (UDA)	
	2017	2018
April	0	70
May	0	395
June	0	584
July	102	785
August	253	972
September	468	1,217
October	602	1,373
November	789	1,625
December	904	1,753
January	1,215	
February	1,392	
March	1,571	
April	1,605	
May	1,629	
June	1,629	

QUALITY

	Quantity	Base Number	Contract	AT	Region	England
% of FP17s for the same patient ID Re-attending within 3 months - Children	4	219	1.8%	10.2%	11.6%	12.0%
% of FP17s for the same patient ID Re-attending within 3 months - Adults	12	1,311	0.9%	15.3%	16.7%	15.9%
% of FP17s for the same patient ID Re-attending between 3 & 9 months - Children	1	219	0.5%	48.0%	47.3%	58.0%
% of FP17s for the same patient ID Re-attending between 3 & 9 months - Adults	2	1,311	0.2%	38.2%	38.3%	50.5%
% of FP17s for Band 1 Urgent Courses	1,481	1,482	99.9%	10.0%	10.5%	9.0%
% of FP17s Relating to Free Repair or Replacements	0	1,482	0.0%	0.6%	0.6%	0.8%
% of FP17s Relating to Continuations	0	1,482	0.0%	0.9%	0.8%	1.1%
% of Patients satisfied with the dentistry they have received	1	2	N/A	90.0%	89.0%	91.5%
% of Patients satisfied with the time they had to wait for an appointment	2	2	N/A	87.4%	84.2%	87.9%

* This is based on patients treated on this contract for their most recent course of treatment. Figures in italics indicate the base number of FP17s or Patient Questionnaire responses are less than 100. N/A is shown where the base number of responses is less than 10 during the period. % is calculated as Quantity/Base number*100

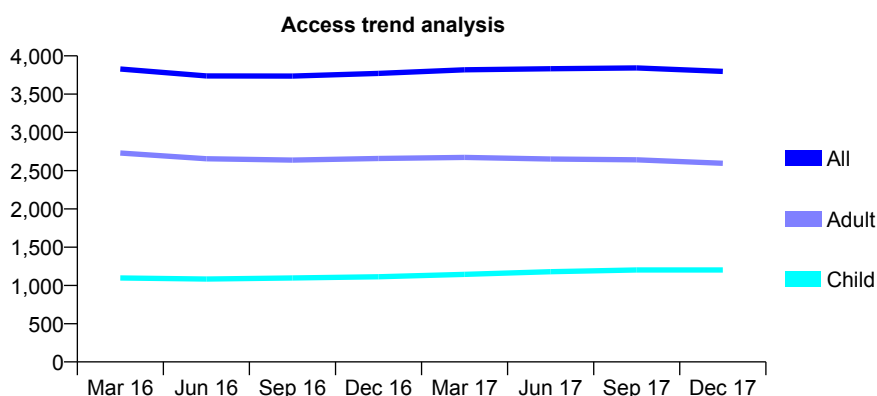
Q63 - Vital Signs At a Glance Contract Report for 101281/0107 - December 2017

Name or company name	OASIS DENTAL CARE LTD
Contract type name	GDS Contract
Purpose of contract	General
Contract start date	01/04/2006
Contract end date	

17/18 Contracted general activity (UDA)	9,000
Carry forward general activity (UDA)	0
17/18 Contracted orthodontic activity (UOA)	0
Carry forward orthodontic activity (UOA)	0
Baseline contract value	£231,585.92

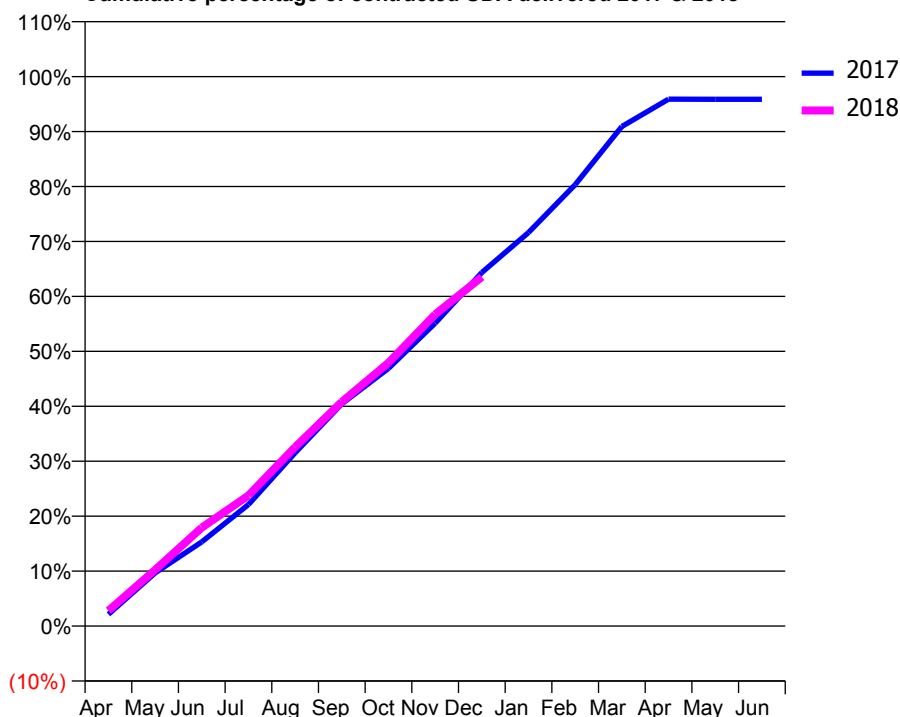
ACCESS*

Patients seen in 24 months	Total	Change since previous quarter
Quarter ending December 2016	3,771	
Quarter ending March 2017	3,817	→
Quarter ending June 2017	3,831	→
Quarter ending September 2017	3,843	→
Quarter ending December 2017	3,797	↓
Variance since December 2016	0.7%	→



ACTIVITY

Cumulative percentage of contracted UDA delivered 2017 & 2018



Month	Adjusted Scheduled Activity (UDA)	
	2017	2018
April	194	253
May	870	922
June	1,379	1,612
July	1,990	2,139
August	2,839	2,933
September	3,639	3,673
October	4,221	4,312
November	4,962	5,104
December	5,790	5,718
January	6,446	
February	7,230	
March	8,182	
April	8,631	
May	8,627	
June	8,627	

QUALITY

	Quantity	Base Number	Contract	AT	Region	England
% of FP17s for the same patient ID Re-attending within 3 months - Children	55	1,229	4.5%	10.2%	11.6%	12.0%
% of FP17s for the same patient ID Re-attending within 3 months - Adults	165	2,121	7.8%	15.3%	16.7%	15.9%
% of FP17s for the same patient ID Re-attending between 3 & 9 months - Children	727	1,229	59.2%	48.0%	47.3%	58.0%
% of FP17s for the same patient ID Re-attending between 3 & 9 months - Adults	1,051	2,121	49.6%	38.2%	38.3%	50.5%
% of FP17s for Band 1 Urgent Courses	197	3,137	6.3%	10.0%	10.5%	9.0%
% of FP17s Relating to Free Repair or Replacements	18	3,137	0.6%	0.6%	0.6%	0.8%
% of FP17s Relating to Continuations	1	3,137	0.0%	0.9%	0.8%	1.1%
% of Patients satisfied with the dentistry they have received	1	1	N/A	90.0%	89.0%	91.5%
% of Patients satisfied with the time they had to wait for an appointment	1	1	N/A	87.4%	84.2%	87.9%

* This is based on patients treated on this contract for their most recent course of treatment. Figures in italics indicate the base number of FP17s or Patient Questionnaire responses are less than 100. N/A is shown where the base number of responses is less than 10 during the period. % is calculated as Quantity/Base number*100

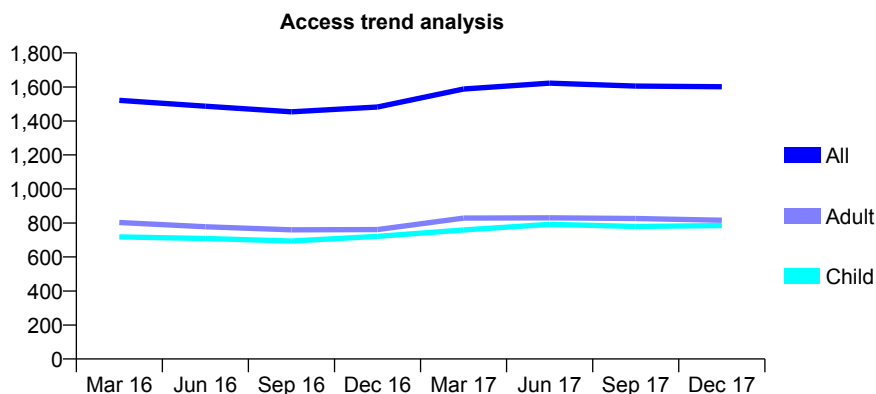
Q63 - Vital Signs At a Glance Contract Report for 101281/0142 - December 2017

Name or company name	OASIS DENTAL CARE LTD
Contract type name	GDS Contract
Purpose of contract	General
Contract start date	01/04/2006
Contract end date	

17/18 Contracted general activity (UDA)	2,919
Carry forward general activity (UDA)	57
17/18 Contracted orthodontic activity (UOA)	0
Carry forward orthodontic activity (UOA)	0
Baseline contract value	£75,959.78

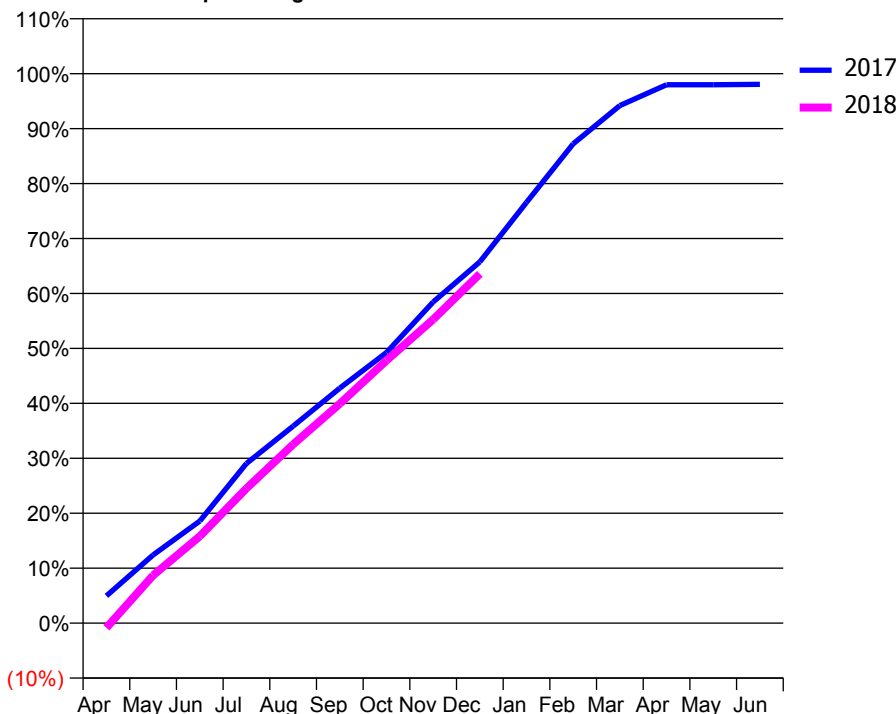
ACCESS*

Patients seen in 24 months	Total	Change since previous quarter
Quarter ending December 2016	1,482	
Quarter ending March 2017	1,588	↑
Quarter ending June 2017	1,622	↑
Quarter ending September 2017	1,605	↓
Quarter ending December 2017	1,601	→
Variance since December 2016	8.0%	↑



ACTIVITY

Cumulative percentage of contracted UDA delivered 2017 & 2018



Month	Adjusted Scheduled Activity (UDA)	
	2017	2018
April	145	-25
May	362	254
June	542	461
July	848	716
August	1,046	949
September	1,249	1,166
October	1,438	1,395
November	1,706	1,613
December	1,919	1,855
January	2,235	
February	2,546	
March	2,750	
April	2,860	
May	2,860	
June	2,862	

QUALITY

	Quantity	Base Number	Contract	AT	Region	England
% of FP17s for the same patient ID Re-attending within 3 months - Children	72	751	9.6%	10.2%	11.6%	12.0%
% of FP17s for the same patient ID Re-attending within 3 months - Adults	77	607	12.7%	15.3%	16.7%	15.9%
% of FP17s for the same patient ID Re-attending between 3 & 9 months - Children	336	751	44.7%	48.0%	47.3%	58.0%
% of FP17s for the same patient ID Re-attending between 3 & 9 months - Adults	256	607	42.2%	38.2%	38.3%	50.5%
% of FP17s for Band 1 Urgent Courses	82	1,274	6.4%	10.0%	10.5%	9.0%
% of FP17s Relating to Free Repair or Replacements	3	1,274	0.2%	0.6%	0.6%	0.8%
% of FP17s Relating to Continuations	24	1,274	1.9%	0.9%	0.8%	1.1%
% of Patients satisfied with the dentistry they have received	1	1	N/A	90.0%	89.0%	91.5%
% of Patients satisfied with the time they had to wait for an appointment	1	1	N/A	87.4%	84.2%	87.9%

* This is based on patients treated on this contract for their most recent course of treatment. Figures in italics indicate the base number of FP17s or Patient Questionnaire responses are less than 100. N/A is shown where the base number of responses is less than 10 during the period. % is calculated as Quantity/Base number*100

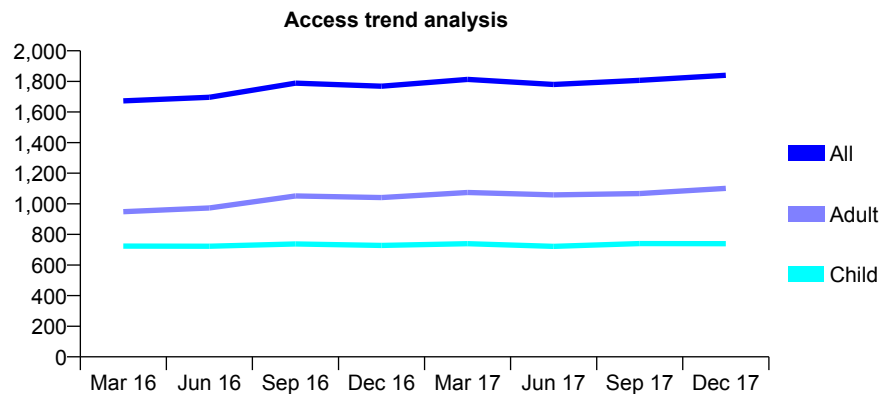
Q63 - Vital Signs At a Glance Contract Report for 101281/0148 - December 2017

Name or company name	OASIS DENTAL CARE LTD
Contract type name	GDS Contract
Purpose of contract	General
Contract start date	01/04/2006
Contract end date	

17/18 Contracted general activity (UDA)	4,000
Carry forward general activity (UDA)	-54
17/18 Contracted orthodontic activity (UOA)	0
Carry forward orthodontic activity (UOA)	0
Baseline contract value	£105,420.45

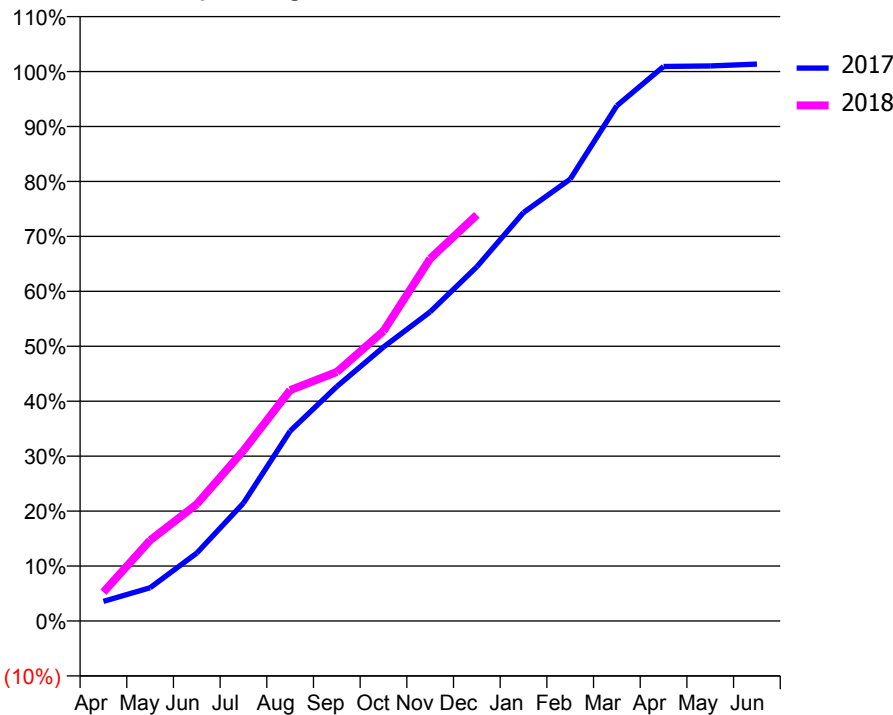
ACCESS*

Patients seen in 24 months	Total	Change since previous quarter
Quarter ending December 2016	1,769	
Quarter ending March 2017	1,813	↑
Quarter ending June 2017	1,780	↓
Quarter ending September 2017	1,807	→
Quarter ending December 2017	1,840	→
Variance since December 2016	4.0%	↑



ACTIVITY

Cumulative percentage of contracted UDA delivered 2017 & 2018



Month	Adjusted Scheduled Activity (UDA)	
	2017	2018
April	143	210
May	242	588
June	495	851
July	858	1,241
August	1,383	1,680
September	1,707	1,813
October	1,994	2,111
November	2,251	2,637
December	2,579	2,956
January	2,974	
February	3,217	
March	3,751	
April	4,037	
May	4,041	
June	4,054	

QUALITY

	Quantity	Base Number	Contract	AT	Region	England
% of FP17s for the same patient ID Re-attending within 3 months - Children	72	796	9.0%	10.2%	11.6%	12.0%
% of FP17s for the same patient ID Re-attending within 3 months - Adults	108	855	12.6%	15.3%	16.7%	15.9%
% of FP17s for the same patient ID Re-attending between 3 & 9 months - Children	440	796	55.3%	48.0%	47.3%	58.0%
% of FP17s for the same patient ID Re-attending between 3 & 9 months - Adults	392	855	45.8%	38.2%	38.3%	50.5%
% of FP17s for Band 1 Urgent Courses	112	1,518	7.4%	10.0%	10.5%	9.0%
% of FP17s Relating to Free Repair or Replacements	18	1,518	1.2%	0.6%	0.6%	0.8%
% of FP17s Relating to Continuations	5	1,518	0.3%	0.9%	0.8%	1.1%
% of Patients satisfied with the dentistry they have received	2	2	N/A	90.0%	89.0%	91.5%
% of Patients satisfied with the time they had to wait for an appointment	2	2	N/A	87.4%	84.2%	87.9%

* This is based on patients treated on this contract for their most recent course of treatment. Figures in italics indicate the base number of FP17s or Patient Questionnaire responses are less than 100. N/A is shown where the base number of responses is less than 10 during the period. % is calculated as Quantity/Base number*100

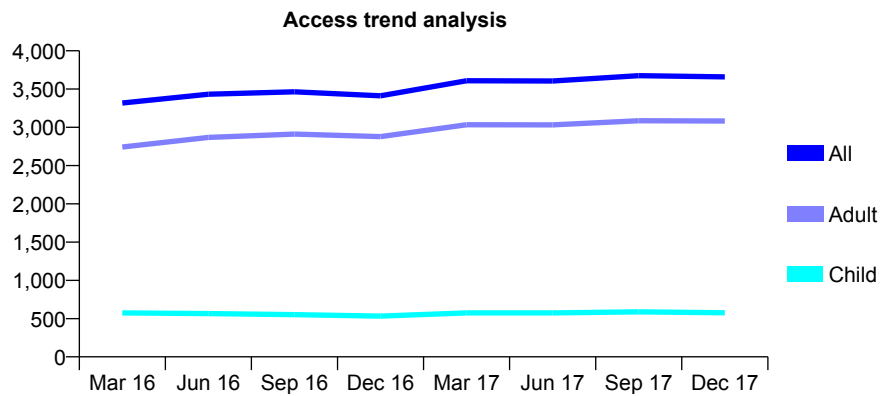
Q63 - Vital Signs At a Glance Contract Report for 101281/0167 - December 2017

Name or company name	OASIS DENTAL CARE LTD
Contract type name	GDS Contract
Purpose of contract	General
Contract start date	01/05/2007
Contract end date	

17/18 Contracted general activity (UDA)	8,500
Carry forward general activity (UDA)	0
17/18 Contracted orthodontic activity (UOA)	0
Carry forward orthodontic activity (UOA)	0
Baseline contract value	£222,091.73

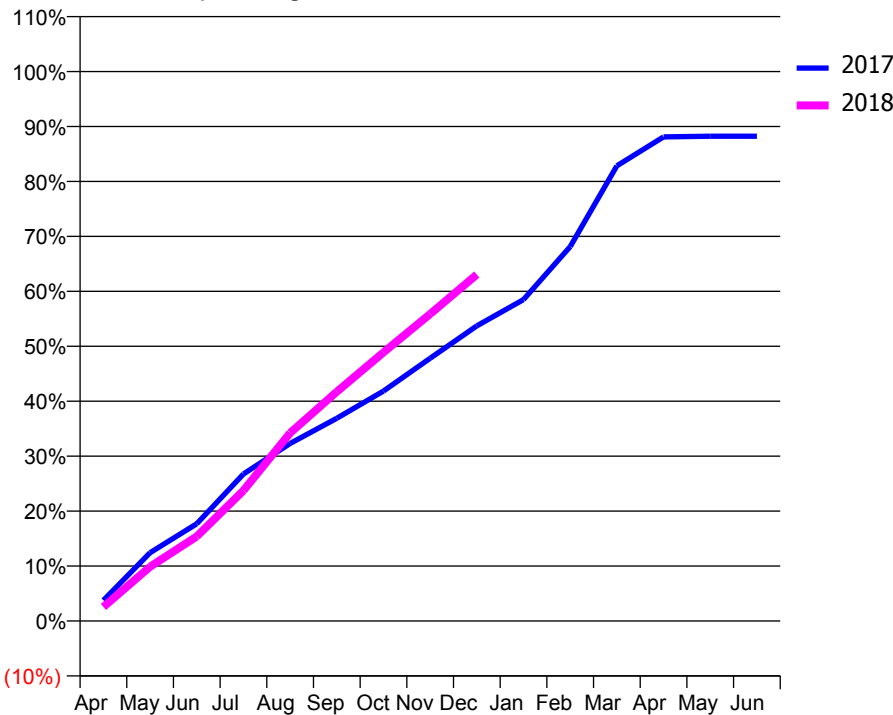
ACCESS*

Patients seen in 24 months	Total	Change since previous quarter
Quarter ending December 2016	3,412	
Quarter ending March 2017	3,608	↑
Quarter ending June 2017	3,605	→
Quarter ending September 2017	3,675	→
Quarter ending December 2017	3,659	→
Variance since December 2016	7.2%	↑



ACTIVITY

Cumulative percentage of contracted UDA delivered 2017 & 2018



Month	Adjusted Scheduled Activity (UDA)	
	2017	2018
April	321	218
May	1,057	841
June	1,506	1,309
July	2,274	2,018
August	2,746	2,910
September	3,137	3,546
October	3,557	4,156
November	4,065	4,750
December	4,565	5,359
January	4,972	
February	5,792	
March	7,040	
April	7,489	
May	7,499	
June	7,499	

QUALITY

	Quantity	Base Number	Contract	AT	Region	England
% of FP17s for the same patient ID Re-attending within 3 months - Children	27	482	5.6%	10.2%	11.6%	12.0%
% of FP17s for the same patient ID Re-attending within 3 months - Adults	271	2,215	12.2%	15.3%	16.7%	15.9%
% of FP17s for the same patient ID Re-attending between 3 & 9 months - Children	214	482	44.4%	48.0%	47.3%	58.0%
% of FP17s for the same patient ID Re-attending between 3 & 9 months - Adults	633	2,215	28.6%	38.2%	38.3%	50.5%
% of FP17s for Band 1 Urgent Courses	170	2,498	6.8%	10.0%	10.5%	9.0%
% of FP17s Relating to Free Repair or Replacements	10	2,498	0.4%	0.6%	0.6%	0.8%
% of FP17s Relating to Continuations	33	2,498	1.3%	0.9%	0.8%	1.1%
% of Patients satisfied with the dentistry they have received	0	1	N/A	90.0%	89.0%	91.5%
% of Patients satisfied with the time they had to wait for an appointment	1	1	N/A	87.4%	84.2%	87.9%

* This is based on patients treated on this contract for their most recent course of treatment. Figures in italics indicate the base number of FP17s or Patient Questionnaire responses are less than 100. N/A is shown where the base number of responses is less than 10 during the period. % is calculated as Quantity/Base number*100

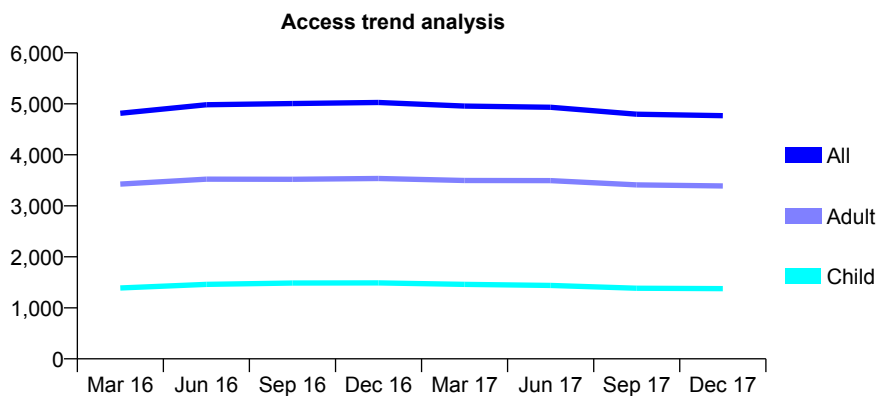
Q63 - Vital Signs At a Glance Contract Report for 101338/0042 - December 2017

Name or company name	Whitecross Dental Care Limited
Contract type name	GDS Contract
Purpose of contract	General
Contract start date	01/04/2006
Contract end date	

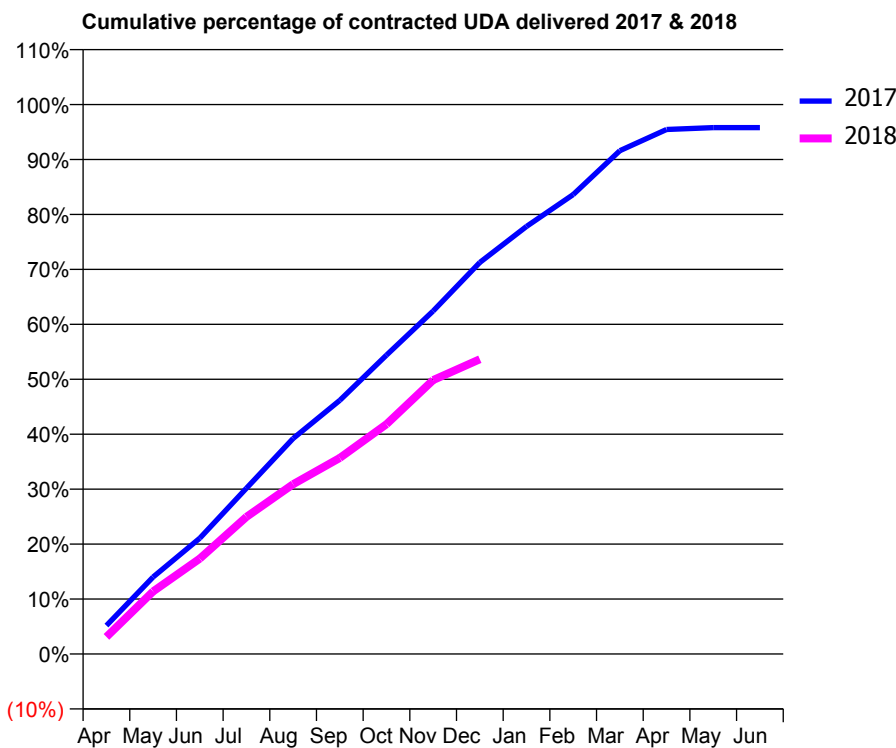
17/18 Contracted general activity (UDA)	17,283
Carry forward general activity (UDA)	0
17/18 Contracted orthodontic activity (UOA)	0
Carry forward orthodontic activity (UOA)	0
Baseline contract value	£595,984.45

ACCESS*

Patients seen in 24 months	Total	Change since previous quarter
Quarter ending December 2016	5,025	
Quarter ending March 2017	4,956	↓
Quarter ending June 2017	4,933	→
Quarter ending September 2017	4,795	↓
Quarter ending December 2017	4,767	→
Variance since December 2016	(5.1%)	↓



ACTIVITY



Month	Adjusted Scheduled Activity (UDA)	
	2017	2018
April	896	538
May	2,422	1,969
June	3,643	3,000
July	5,216	4,315
August	6,780	5,339
September	7,978	6,165
October	9,401	7,228
November	10,791	8,615
December	12,317	9,272
January	13,447	
February	14,452	
March	15,829	
April	16,497	
May	16,558	
June	16,556	

QUALITY

	Quantity	Base Number	Contract	AT	Region	England
% of FP17s for the same patient ID Re-attending within 3 months - Children	81	1,010	8.0%	10.2%	11.6%	12.0%
% of FP17s for the same patient ID Re-attending within 3 months - Adults	369	2,407	15.3%	15.3%	16.7%	15.9%
% of FP17s for the same patient ID Re-attending between 3 & 9 months - Children	393	1,010	38.9%	48.0%	47.3%	58.0%
% of FP17s for the same patient ID Re-attending between 3 & 9 months - Adults	706	2,407	29.3%	38.2%	38.3%	50.5%
% of FP17s for Band 1 Urgent Courses	397	3,230	12.3%	10.0%	10.5%	9.0%
% of FP17s Relating to Free Repair or Replacements	28	3,230	0.9%	0.6%	0.6%	0.8%
% of FP17s Relating to Continuations	54	3,230	1.7%	0.9%	0.8%	1.1%
% of Patients satisfied with the dentistry they have received	5	6	N/A	90.0%	89.0%	91.5%
% of Patients satisfied with the time they had to wait for an appointment	3	6	N/A	87.4%	84.2%	87.9%

* This is based on patients treated on this contract for their most recent course of treatment. Figures in italics indicate the base number of FP17s or Patient Questionnaire responses are less than 100. N/A is shown where the base number of responses is less than 10 during the period. % is calculated as Quantity/Base number*100

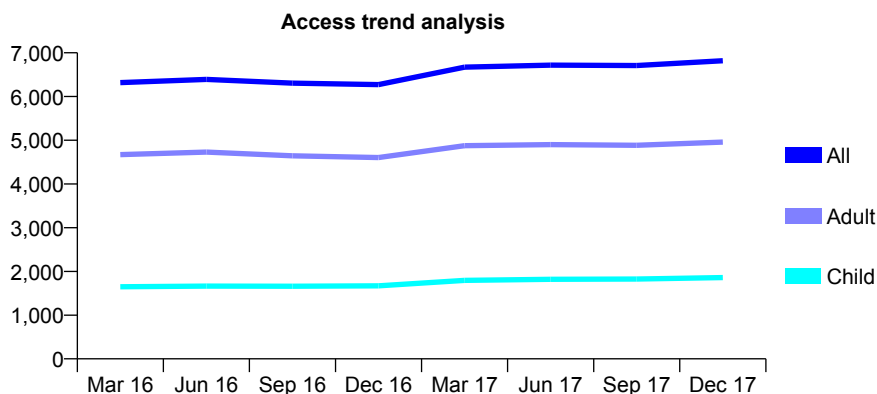
Q63 - Vital Signs At a Glance Contract Report for 101362/0030 - December 2017

Name or company name	Rodericks Dental Limited
Contract type name	GDS Contract
Purpose of contract	General
Contract start date	30/04/2010
Contract end date	

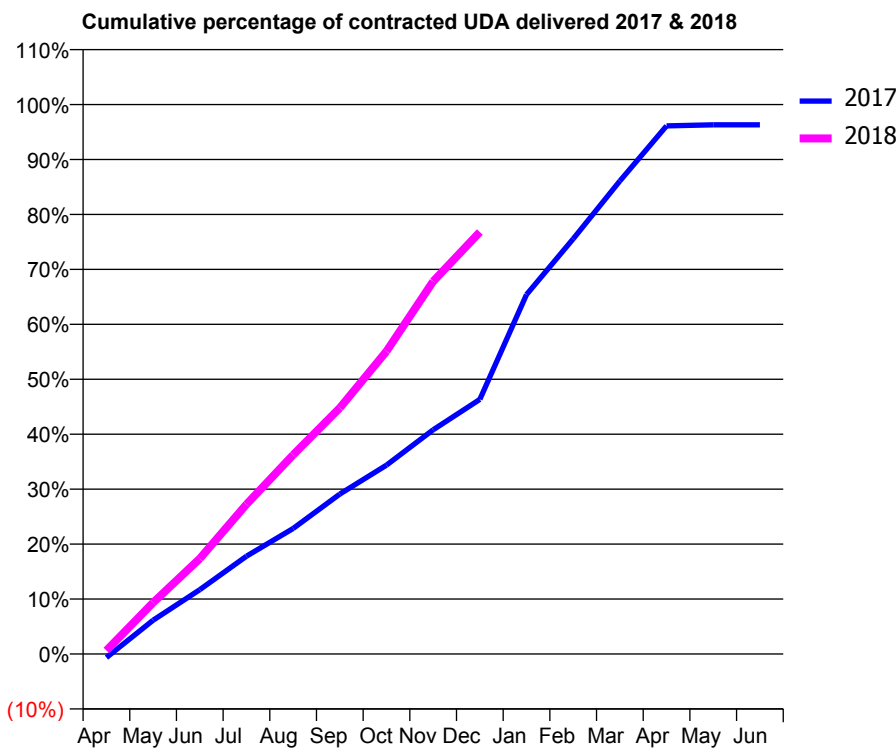
17/18 Contracted general activity (UDA)	16,500
Carry forward general activity (UDA)	609
17/18 Contracted orthodontic activity (UOA)	0
Carry forward orthodontic activity (UOA)	0
Baseline contract value	£440,660.26

ACCESS*

Patients seen in 24 months	Total	Change since previous quarter
Quarter ending December 2016	6,272	
Quarter ending March 2017	6,672	↑
Quarter ending June 2017	6,719	→
Quarter ending September 2017	6,709	→
Quarter ending December 2017	6,818	→
Variance since December 2016	8.7%	↑



ACTIVITY



Month	Adjusted Scheduled Activity (UDA)	
	2017	2018
April	-109	107
May	1,016	1,542
June	1,931	2,864
July	2,937	4,495
August	3,770	5,982
September	4,803	7,388
October	5,672	9,091
November	6,731	11,189
December	7,646	12,670
January	10,793	
February	12,465	
March	14,206	
April	15,860	
May	15,889	
June	15,891	

QUALITY

	Quantity	Base Number	Contract	AT	Region	England
% of FP17s for the same patient ID Re-attending within 3 months - Children	240	2,078	11.5%	10.2%	11.6%	12.0%
% of FP17s for the same patient ID Re-attending within 3 months - Adults	985	4,791	20.6%	15.3%	16.7%	15.9%
% of FP17s for the same patient ID Re-attending between 3 & 9 months - Children	1,116	2,078	53.7%	48.0%	47.3%	58.0%
% of FP17s for the same patient ID Re-attending between 3 & 9 months - Adults	1,952	4,791	40.7%	38.2%	38.3%	50.5%
% of FP17s for Band 1 Urgent Courses	738	6,216	11.9%	10.0%	10.5%	9.0%
% of FP17s Relating to Free Repair or Replacements	107	6,216	1.7%	0.6%	0.6%	0.8%
% of FP17s Relating to Continuations	55	6,216	0.9%	0.9%	0.8%	1.1%
% of Patients satisfied with the dentistry they have received	6	7	N/A	90.0%	89.0%	91.5%
% of Patients satisfied with the time they had to wait for an appointment	7	7	N/A	87.4%	84.2%	87.9%

* This is based on patients treated on this contract for their most recent course of treatment. Figures in italics indicate the base number of FP17s or Patient Questionnaire responses are less than 100. N/A is shown where the base number of responses is less than 10 during the period. % is calculated as Quantity/Base number*100

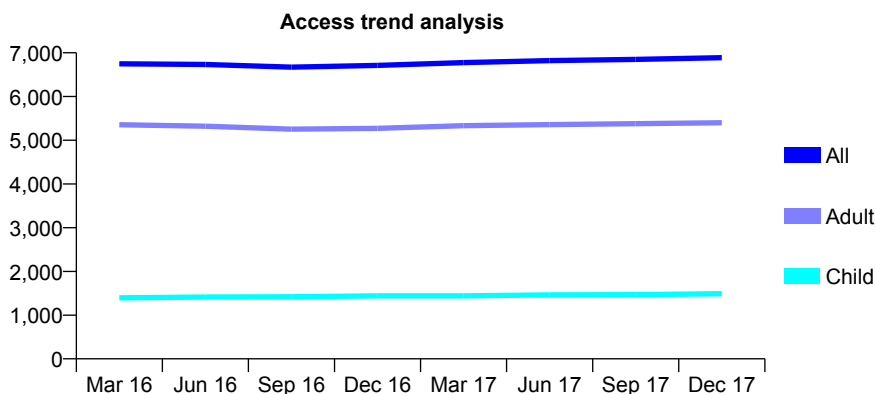
Q63 - Vital Signs At a Glance Contract Report for 101370/0062 - December 2017

Name or company name	Petrie Tucker and Partners Ltd
Contract type name	GDS Contract
Purpose of contract	General
Contract start date	01/04/2006
Contract end date	

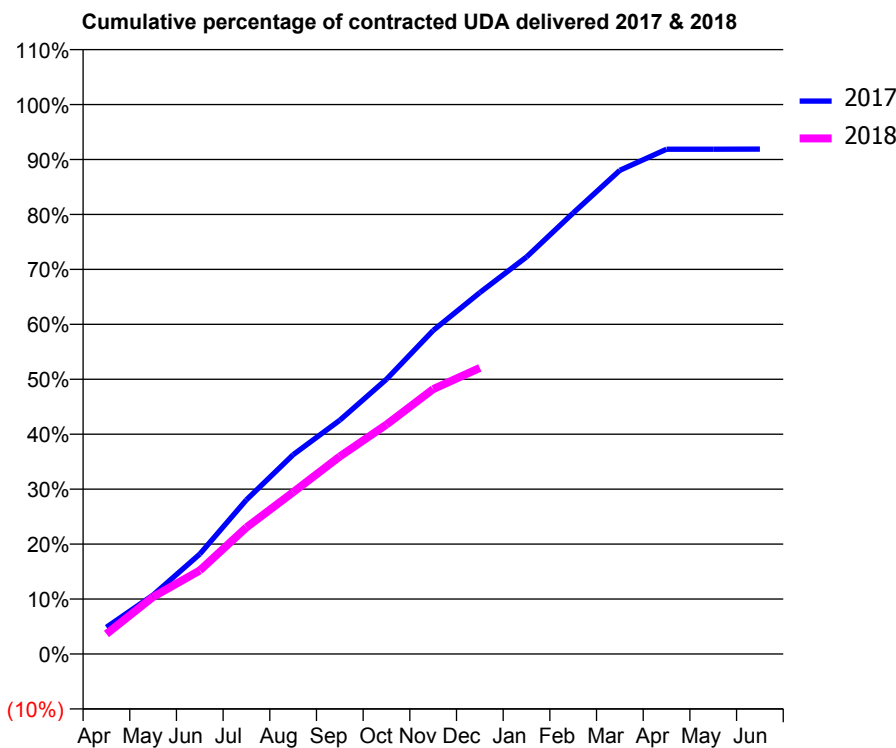
17/18 Contracted general activity (UDA)	21,013
Carry forward general activity (UDA)	0
17/18 Contracted orthodontic activity (UOA)	0
Carry forward orthodontic activity (UOA)	0
Baseline contract value	£586,830.74

ACCESS*

Patients seen in 24 months	Total	Change since previous quarter
Quarter ending December 2016	6,713	
Quarter ending March 2017	6,776	→
Quarter ending June 2017	6,821	→
Quarter ending September 2017	6,848	→
Quarter ending December 2017	6,890	→
Variance since December 2016	2.6%	↑



ACTIVITY



Month	Adjusted Scheduled Activity (UDA)	
	2017	2018
April	1,021	769
May	2,257	2,184
June	3,824	3,197
July	5,899	4,840
August	7,619	6,189
September	8,943	7,553
October	10,508	8,771
November	12,372	10,129
December	13,824	10,941
January	15,185	
February	16,864	
March	18,499	
April	19,306	
May	19,306	
June	19,311	

QUALITY

	Quantity	Base Number	Contract	AT	Region	England
% of FP17s for the same patient ID Re-attending within 3 months - Children	81	1,197	6.8%	10.2%	11.6%	12.0%
% of FP17s for the same patient ID Re-attending within 3 months - Adults	605	4,185	14.5%	15.3%	16.7%	15.9%
% of FP17s for the same patient ID Re-attending between 3 & 9 months - Children	534	1,197	44.6%	48.0%	47.3%	58.0%
% of FP17s for the same patient ID Re-attending between 3 & 9 months - Adults	1,662	4,185	39.7%	38.2%	38.3%	50.5%
% of FP17s for Band 1 Urgent Courses	377	5,067	7.4%	10.0%	10.5%	9.0%
% of FP17s Relating to Free Repair or Replacements	74	5,067	1.5%	0.6%	0.6%	0.8%
% of FP17s Relating to Continuations	116	5,067	2.3%	0.9%	0.8%	1.1%
% of Patients satisfied with the dentistry they have received	3	3	N/A	90.0%	89.0%	91.5%
% of Patients satisfied with the time they had to wait for an appointment	3	3	N/A	87.4%	84.2%	87.9%

* This is based on patients treated on this contract for their most recent course of treatment. Figures in italics indicate the base number of FP17s or Patient Questionnaire responses are less than 100. N/A is shown where the base number of responses is less than 10 during the period. % is calculated as Quantity/Base number*100

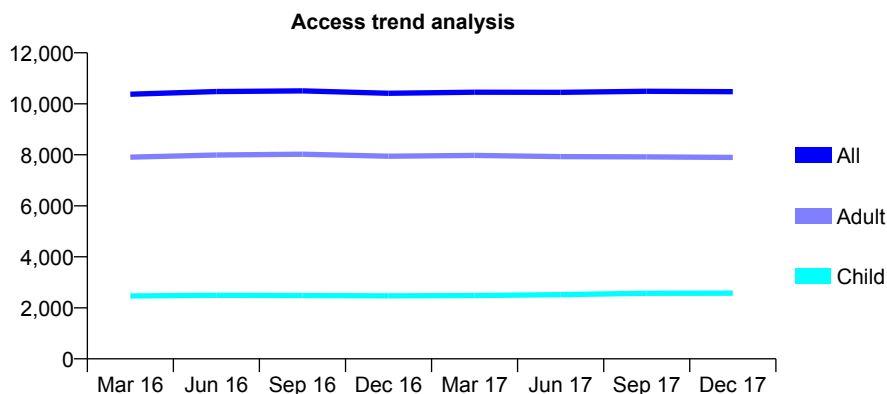
Q63 - Vital Signs At a Glance Contract Report for 101370/0067 - December 2017

Name or company name	Petrie Tucker and Partners Ltd
Contract type name	GDS Contract
Purpose of contract	General
Contract start date	01/04/2006
Contract end date	

17/18 Contracted general activity (UDA)	37,732
Carry forward general activity (UDA)	0
17/18 Contracted orthodontic activity (UOA)	0
Carry forward orthodontic activity (UOA)	0
Baseline contract value	£1,056,016.60

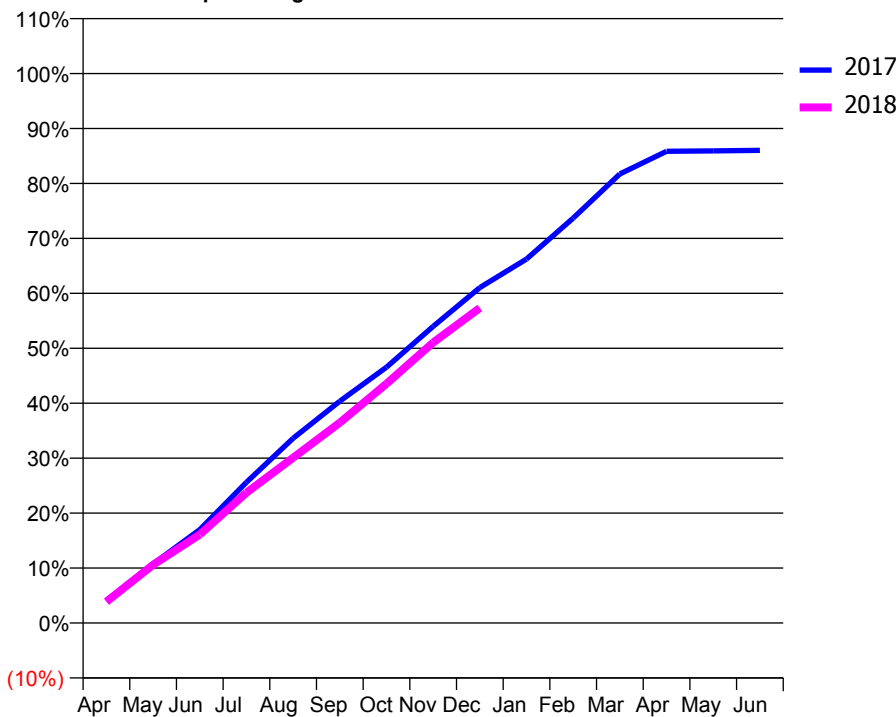
ACCESS*

Patients seen in 24 months	Total	Change since previous quarter
Quarter ending December 2016	10,414	
Quarter ending March 2017	10,456	→
Quarter ending June 2017	10,448	→
Quarter ending September 2017	10,490	→
Quarter ending December 2017	10,474	→
Variance since December 2016	0.6%	→



ACTIVITY

Cumulative percentage of contracted UDA delivered 2017 & 2018



Month	Adjusted Scheduled Activity (UDA)	
	2017	2018
April	1,553	1,464
May	4,064	3,995
June	6,410	6,076
July	9,661	8,954
August	12,682	11,346
September	15,232	13,759
October	17,570	16,436
November	20,369	19,262
December	23,035	21,634
January	24,989	
February	27,802	
March	30,832	
April	32,386	
May	32,419	
June	32,457	

QUALITY

	Quantity	Base Number	Contract	AT	Region	England
% of FP17s for the same patient ID Re-attending within 3 months - Children	228	2,439	9.3%	10.2%	11.6%	12.0%
% of FP17s for the same patient ID Re-attending within 3 months - Adults	999	6,224	16.1%	15.3%	16.7%	15.9%
% of FP17s for the same patient ID Re-attending between 3 & 9 months - Children	1,143	2,439	46.9%	48.0%	47.3%	58.0%
% of FP17s for the same patient ID Re-attending between 3 & 9 months - Adults	2,277	6,224	36.6%	38.2%	38.3%	50.5%
% of FP17s for Band 1 Urgent Courses	773	8,166	9.5%	10.0%	10.5%	9.0%
% of FP17s Relating to Free Repair or Replacements	64	8,166	0.8%	0.6%	0.6%	0.8%
% of FP17s Relating to Continuations	187	8,166	2.3%	0.9%	0.8%	1.1%
% of Patients satisfied with the dentistry they have received	3	5	N/A	90.0%	89.0%	91.5%
% of Patients satisfied with the time they had to wait for an appointment	5	5	N/A	87.4%	84.2%	87.9%

* This is based on patients treated on this contract for their most recent course of treatment. Figures in italics indicate the base number of FP17s or Patient Questionnaire responses are less than 100. N/A is shown where the base number of responses is less than 10 during the period. % is calculated as Quantity/Base number*100

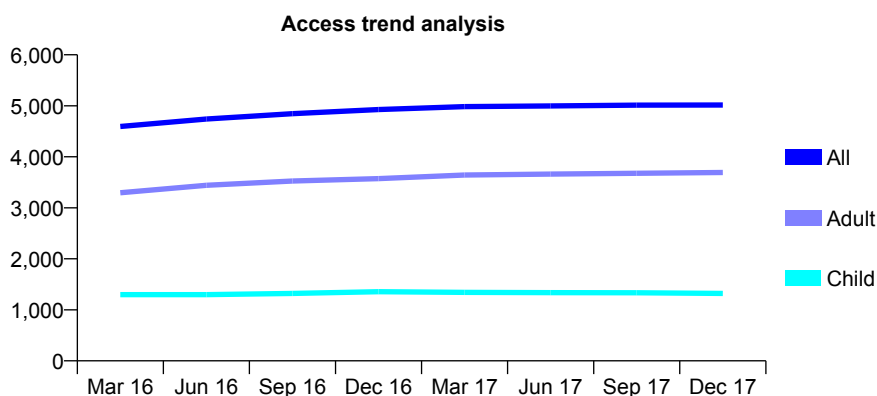
Q63 - Vital Signs At a Glance Contract Report for 101435/0001 - December 2017

Name or company name	IDH Limited
Contract type name	GDS Contract
Purpose of contract	General
Contract start date	01/04/2006
Contract end date	

17/18 Contracted general activity (UDA)	13,959
Carry forward general activity (UDA)	0
17/18 Contracted orthodontic activity (UOA)	0
Carry forward orthodontic activity (UOA)	0
Baseline contract value	£364,160.61

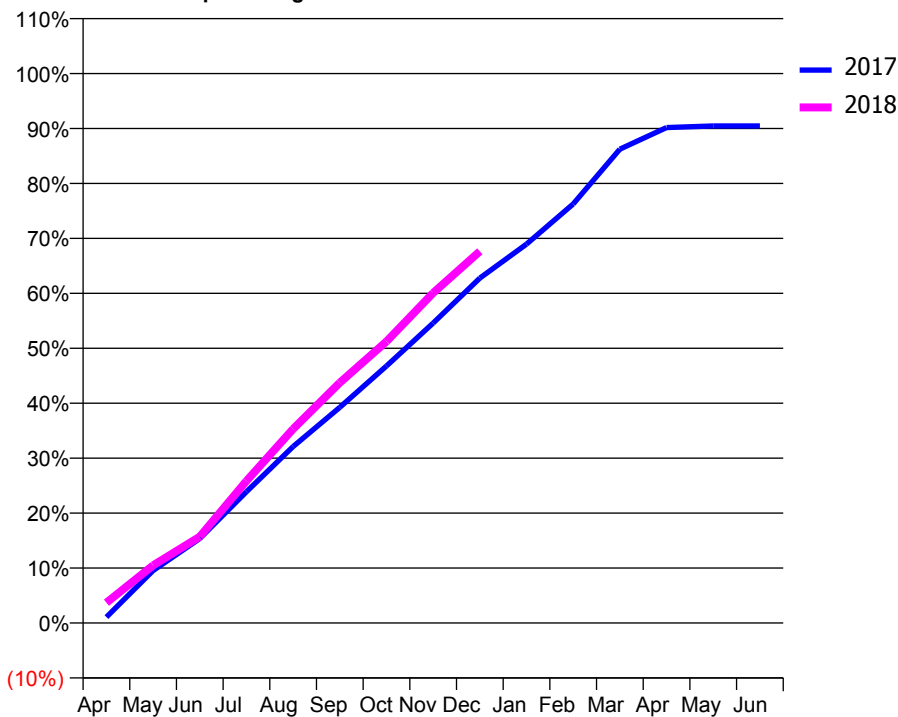
ACCESS*

Patients seen in 24 months	Total	Change since previous quarter
Quarter ending December 2016	4,927	
Quarter ending March 2017	4,985	→
Quarter ending June 2017	4,998	→
Quarter ending September 2017	5,013	→
Quarter ending December 2017	5,016	→
Variance since December 2016	1.8%	→



ACTIVITY

Cumulative percentage of contracted UDA delivered 2017 & 2018



Month	Adjusted Scheduled Activity (UDA)	
	2017	2018
April	151	516
May	1,332	1,466
June	2,147	2,192
July	3,336	3,609
August	4,482	4,931
September	5,479	6,107
October	6,528	7,154
November	7,621	8,384
December	8,760	9,442
January	9,626	
February	10,646	
March	12,036	
April	12,585	
May	12,628	
June	12,628	

QUALITY

	Quantity	Base Number	Contract	AT	Region	England
% of FP17s for the same patient ID Re-attending within 3 months - Children	45	1,105	4.1%	10.2%	11.6%	12.0%
% of FP17s for the same patient ID Re-attending within 3 months - Adults	227	2,503	9.1%	15.3%	16.7%	15.9%
% of FP17s for the same patient ID Re-attending between 3 & 9 months - Children	494	1,105	44.7%	48.0%	47.3%	58.0%
% of FP17s for the same patient ID Re-attending between 3 & 9 months - Adults	745	2,503	29.8%	38.2%	38.3%	50.5%
% of FP17s for Band 1 Urgent Courses	170	3,421	5.0%	10.0%	10.5%	9.0%
% of FP17s Relating to Free Repair or Replacements	7	3,421	0.2%	0.6%	0.6%	0.8%
% of FP17s Relating to Continuations	41	3,421	1.2%	0.9%	0.8%	1.1%
% of Patients satisfied with the dentistry they have received	1	2	N/A	90.0%	89.0%	91.5%
% of Patients satisfied with the time they had to wait for an appointment	2	2	N/A	87.4%	84.2%	87.9%

* This is based on patients treated on this contract for their most recent course of treatment. Figures in italics indicate the base number of FP17s or Patient Questionnaire responses are less than 100. N/A is shown where the base number of responses is less than 10 during the period. % is calculated as Quantity/Base number*100

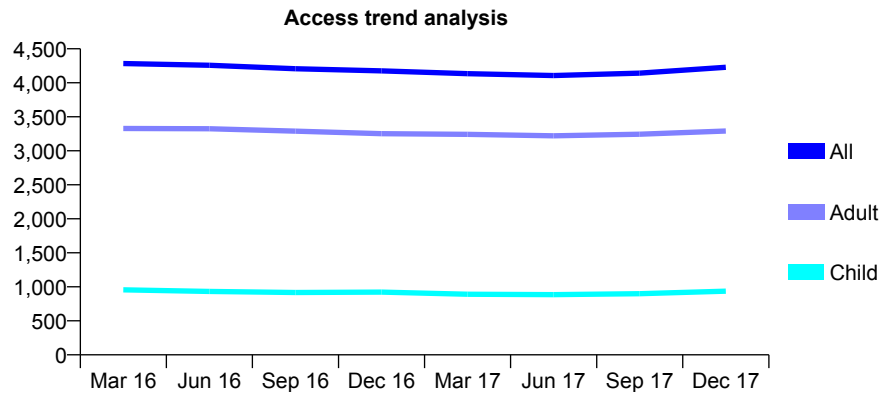
Q63 - Vital Signs At a Glance Contract Report for 101435/0026 - December 2017

Name or company name	IDH Limited
Contract type name	GDS Contract
Purpose of contract	General
Contract start date	01/04/2006
Contract end date	

17/18 Contracted general activity (UDA)	14,614
Carry forward general activity (UDA)	582
17/18 Contracted orthodontic activity (UOA)	0
Carry forward orthodontic activity (UOA)	0
Baseline contract value	£358,831.36

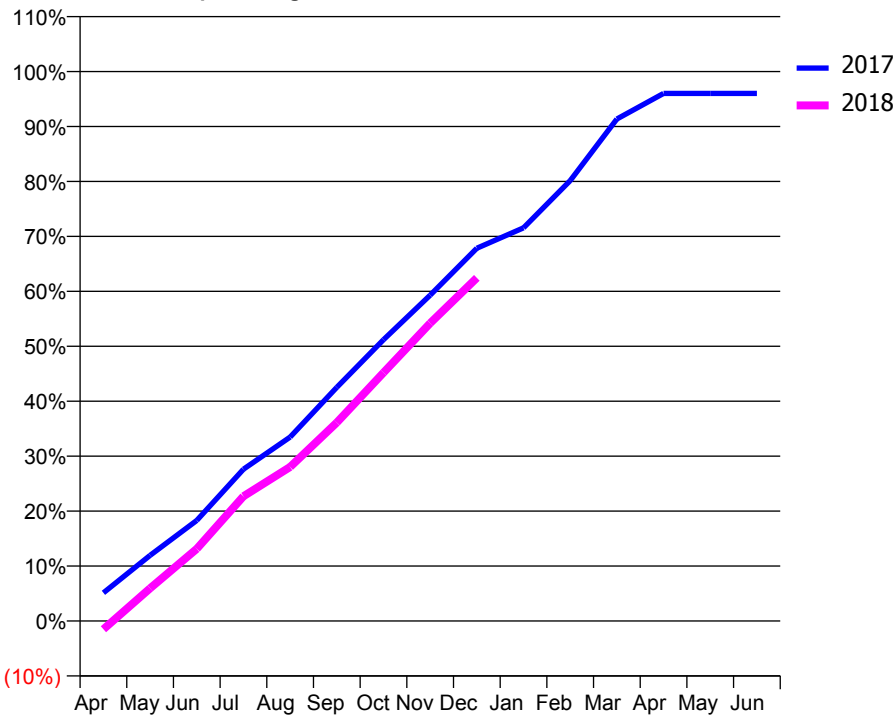
ACCESS*

Patients seen in 24 months	Total	Change since previous quarter
Quarter ending December 2016	4,175	
Quarter ending March 2017	4,135	→
Quarter ending June 2017	4,106	→
Quarter ending September 2017	4,143	→
Quarter ending December 2017	4,228	↑
Variance since December 2016	1.3%	→



ACTIVITY

Cumulative percentage of contracted UDA delivered 2017 & 2018



Month	Adjusted Scheduled Activity (UDA)	
	2017	2018
April	751	-221
May	1,745	870
June	2,674	1,920
July	4,038	3,318
August	4,891	4,099
September	6,216	5,278
October	7,481	6,607
November	8,666	7,921
December	9,915	9,127
January	10,457	
February	11,712	
March	13,349	
April	14,030	
May	14,032	
June	14,032	

QUALITY

	Quantity	Base Number	Contract	AT	Region	England
% of FP17s for the same patient ID Re-attending within 3 months - Children	80	994	8.0%	10.2%	11.6%	12.0%
% of FP17s for the same patient ID Re-attending within 3 months - Adults	523	3,442	15.2%	15.3%	16.7%	15.9%
% of FP17s for the same patient ID Re-attending between 3 & 9 months - Children	465	994	46.8%	48.0%	47.3%	58.0%
% of FP17s for the same patient ID Re-attending between 3 & 9 months - Adults	1,755	3,442	51.0%	38.2%	38.3%	50.5%
% of FP17s for Band 1 Urgent Courses	325	4,189	7.8%	10.0%	10.5%	9.0%
% of FP17s Relating to Free Repair or Replacements	16	4,189	0.4%	0.6%	0.6%	0.8%
% of FP17s Relating to Continuations	107	4,189	2.6%	0.9%	0.8%	1.1%
% of Patients satisfied with the dentistry they have received	6	6	N/A	90.0%	89.0%	91.5%
% of Patients satisfied with the time they had to wait for an appointment	6	6	N/A	87.4%	84.2%	87.9%

* This is based on patients treated on this contract for their most recent course of treatment. Figures in italics indicate the base number of FP17s or Patient Questionnaire responses are less than 100. N/A is shown where the base number of responses is less than 10 during the period. % is calculated as Quantity/Base number*100

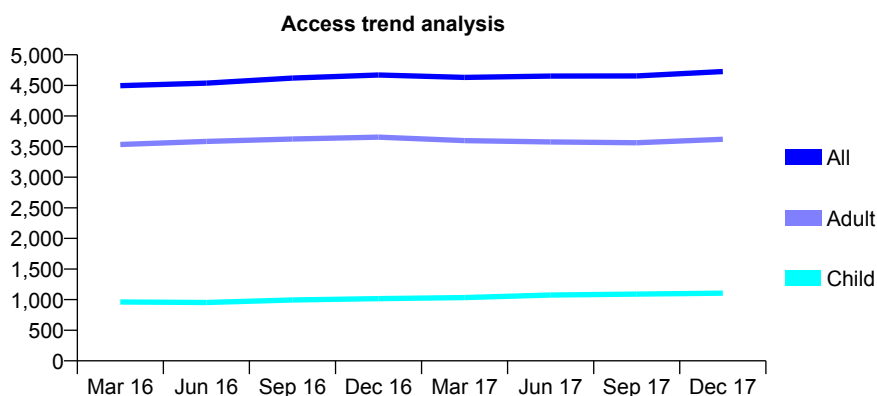
Q63 - Vital Signs At a Glance Contract Report for 101435/0030 - December 2017

Name or company name	IDH Limited
Contract type name	GDS Contract
Purpose of contract	General
Contract start date	01/04/2006
Contract end date	

17/18 Contracted general activity (UDA)	15,000
Carry forward general activity (UDA)	0
17/18 Contracted orthodontic activity (UOA)	0
Carry forward orthodontic activity (UOA)	0
Baseline contract value	£401,134.86

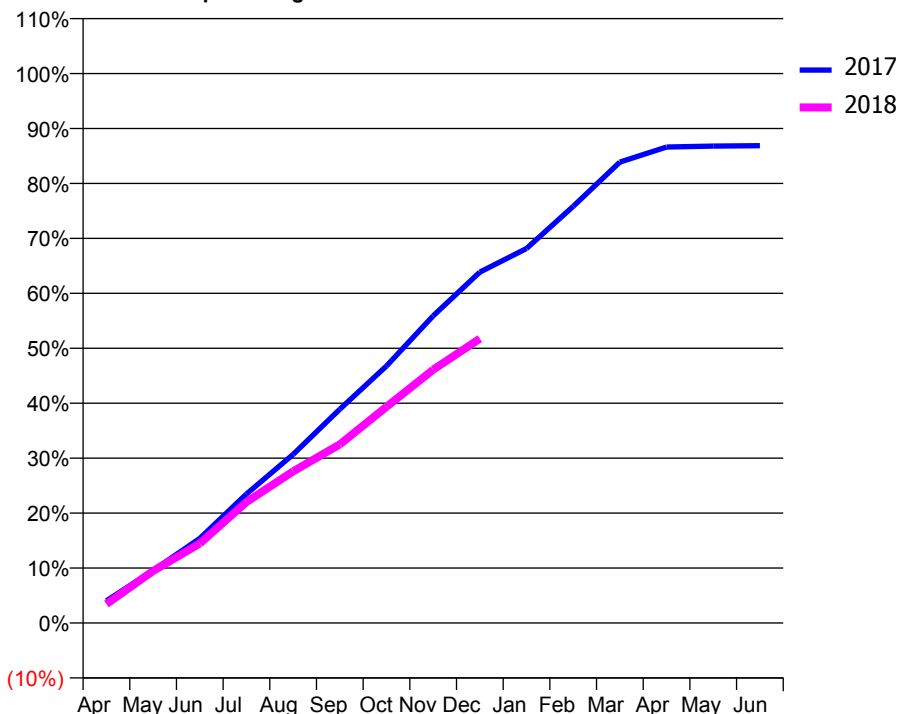
ACCESS*

Patients seen in 24 months	Total	Change since previous quarter
Quarter ending December 2016	4,671	
Quarter ending March 2017	4,631	→
Quarter ending June 2017	4,652	→
Quarter ending September 2017	4,655	→
Quarter ending December 2017	4,726	→
Variance since December 2016	1.2%	→



ACTIVITY

Cumulative percentage of contracted UDA delivered 2017 & 2018



Month	Adjusted Scheduled Activity (UDA)	
	2017	2018
April	607	520
May	1,435	1,423
June	2,309	2,172
July	3,523	3,303
August	4,604	4,139
September	5,838	4,875
October	7,016	5,903
November	8,386	6,913
December	9,580	7,764
January	10,223	
February	11,373	
March	12,581	
April	12,995	
May	13,017	
June	13,029	

QUALITY

	Quantity	Base Number	Contract	AT	Region	England
% of FP17s for the same patient ID Re-attending within 3 months - Children	59	963	6.1%	10.2%	11.6%	12.0%
% of FP17s for the same patient ID Re-attending within 3 months - Adults	262	2,676	9.8%	15.3%	16.7%	15.9%
% of FP17s for the same patient ID Re-attending between 3 & 9 months - Children	446	963	46.3%	48.0%	47.3%	58.0%
% of FP17s for the same patient ID Re-attending between 3 & 9 months - Adults	1,083	2,676	40.5%	38.2%	38.3%	50.5%
% of FP17s for Band 1 Urgent Courses	151	3,456	4.4%	10.0%	10.5%	9.0%
% of FP17s Relating to Free Repair or Replacements	7	3,456	0.2%	0.6%	0.6%	0.8%
% of FP17s Relating to Continuations	44	3,456	1.3%	0.9%	0.8%	1.1%
% of Patients satisfied with the dentistry they have received	3	3	N/A	90.0%	89.0%	91.5%
% of Patients satisfied with the time they had to wait for an appointment	3	3	N/A	87.4%	84.2%	87.9%

* This is based on patients treated on this contract for their most recent course of treatment. Figures in italics indicate the base number of FP17s or Patient Questionnaire responses are less than 100. N/A is shown where the base number of responses is less than 10 during the period. % is calculated as Quantity/Base number*100

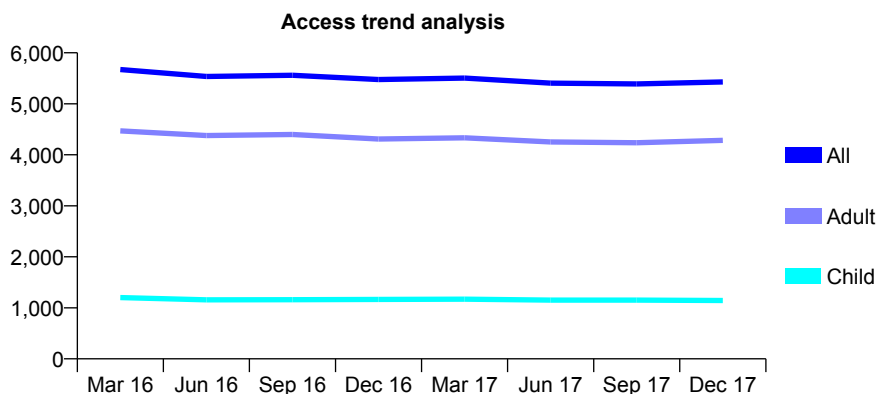
Q63 - Vital Signs At a Glance Contract Report for 101435/0032 - December 2017

Name or company name	IDH Limited
Contract type name	GDS Contract
Purpose of contract	General
Contract start date	01/04/2006
Contract end date	

17/18 Contracted general activity (UDA)	20,379
Carry forward general activity (UDA)	0
17/18 Contracted orthodontic activity (UOA)	0
Carry forward orthodontic activity (UOA)	0
Baseline contract value	£582,758.31

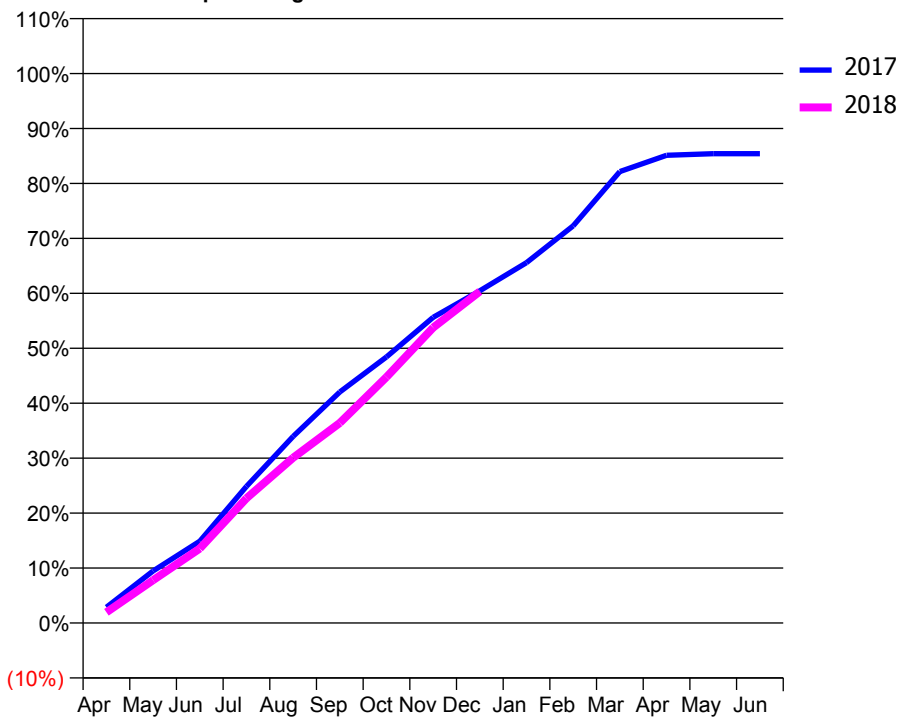
ACCESS*

Patients seen in 24 months	Total	Change since previous quarter
Quarter ending December 2016	5,476	
Quarter ending March 2017	5,504	→
Quarter ending June 2017	5,405	↓
Quarter ending September 2017	5,389	→
Quarter ending December 2017	5,429	→
Variance since December 2016	(0.9%)	→



ACTIVITY

Cumulative percentage of contracted UDA delivered 2017 & 2018



Month	Adjusted Scheduled Activity (UDA)	
	2017	2018
April	584	398
May	1,932	1,591
June	3,033	2,762
July	5,066	4,629
August	6,921	6,132
September	8,566	7,418
October	9,867	9,120
November	11,337	10,959
December	12,324	12,295
January	13,366	
February	14,730	
March	16,743	
April	17,346	
May	17,404	
June	17,404	

QUALITY

	Quantity	Base Number	Contract	AT	Region	England
% of FP17s for the same patient ID Re-attending within 3 months - Children	35	951	3.7%	10.2%	11.6%	12.0%
% of FP17s for the same patient ID Re-attending within 3 months - Adults	287	3,102	9.3%	15.3%	16.7%	15.9%
% of FP17s for the same patient ID Re-attending between 3 & 9 months - Children	427	951	44.9%	48.0%	47.3%	58.0%
% of FP17s for the same patient ID Re-attending between 3 & 9 months - Adults	1,109	3,102	35.8%	38.2%	38.3%	50.5%
% of FP17s for Band 1 Urgent Courses	132	3,823	3.5%	10.0%	10.5%	9.0%
% of FP17s Relating to Free Repair or Replacements	12	3,823	0.3%	0.6%	0.6%	0.8%
% of FP17s Relating to Continuations	57	3,823	1.5%	0.9%	0.8%	1.1%
% of Patients satisfied with the dentistry they have received	3	4	N/A	90.0%	89.0%	91.5%
% of Patients satisfied with the time they had to wait for an appointment	4	4	N/A	87.4%	84.2%	87.9%

* This is based on patients treated on this contract for their most recent course of treatment. Figures in italics indicate the base number of FP17s or Patient Questionnaire responses are less than 100. N/A is shown where the base number of responses is less than 10 during the period. % is calculated as Quantity/Base number*100

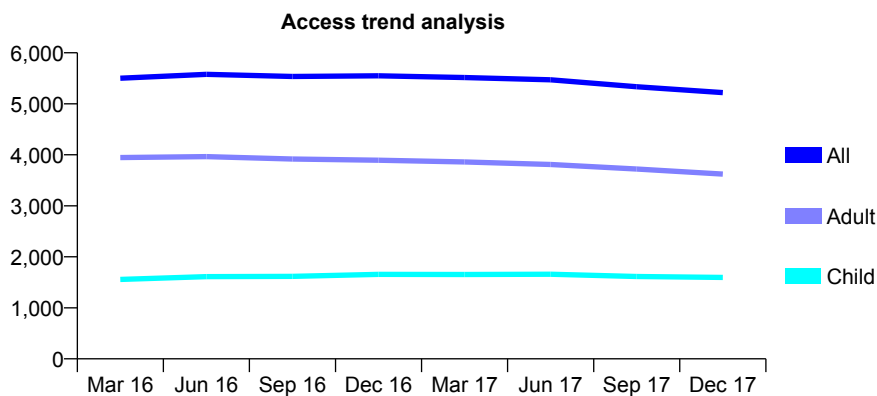
Q63 - Vital Signs At a Glance Contract Report for 101435/0036 - December 2017

Name or company name	IDH Limited
Contract type name	GDS Contract
Purpose of contract	General
Contract start date	01/04/2006
Contract end date	

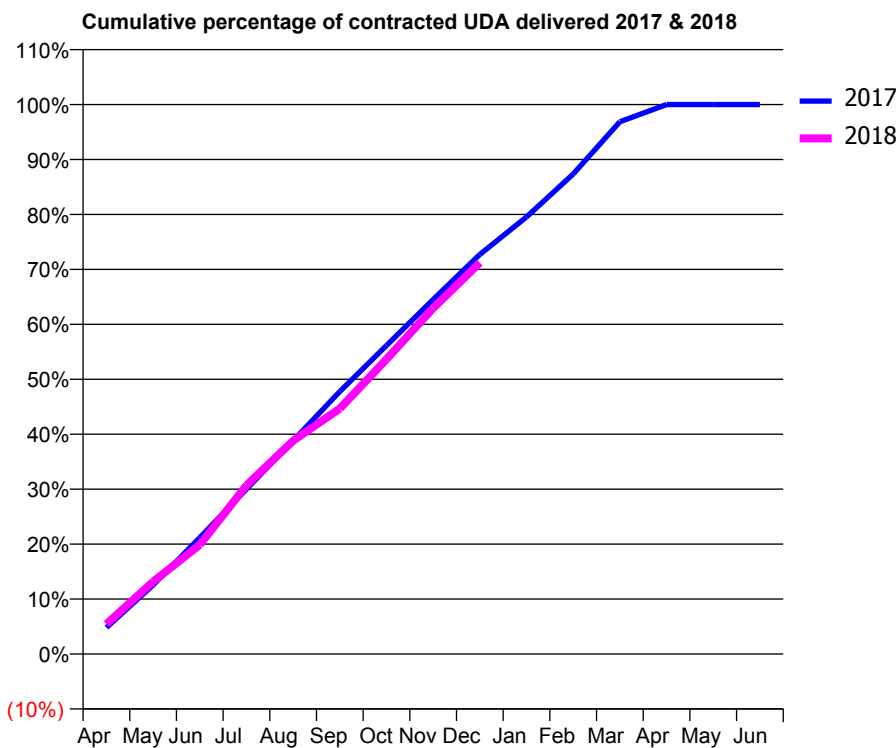
17/18 Contracted general activity (UDA)	15,301
Carry forward general activity (UDA)	1
17/18 Contracted orthodontic activity (UOA)	0
Carry forward orthodontic activity (UOA)	0
Baseline contract value	£477,334.05

ACCESS*

Patients seen in 24 months	Total	Change since previous quarter
Quarter ending December 2016	5,548	
Quarter ending March 2017	5,514	→
Quarter ending June 2017	5,470	→
Quarter ending September 2017	5,335	↓
Quarter ending December 2017	5,219	↓
Variance since December 2016	(5.9%)	↓



ACTIVITY



Month	Adjusted Scheduled Activity (UDA)	
	2017	2018
April	739	834
May	1,921	2,015
June	3,240	3,042
July	4,590	4,694
August	5,940	5,937
September	7,309	6,833
October	8,590	8,208
November	9,872	9,629
December	11,124	10,895
January	12,170	
February	13,365	
March	14,820	
April	15,298	
May	15,300	
June	15,300	

QUALITY

	Quantity	Base Number	Contract	AT	Region	England
% of FP17s for the same patient ID Re-attending within 3 months - Children	76	1,198	6.3%	10.2%	11.6%	12.0%
% of FP17s for the same patient ID Re-attending within 3 months - Adults	323	2,374	13.6%	15.3%	16.7%	15.9%
% of FP17s for the same patient ID Re-attending between 3 & 9 months - Children	487	1,198	40.7%	48.0%	47.3%	58.0%
% of FP17s for the same patient ID Re-attending between 3 & 9 months - Adults	635	2,374	26.7%	38.2%	38.3%	50.5%
% of FP17s for Band 1 Urgent Courses	297	3,416	8.7%	10.0%	10.5%	9.0%
% of FP17s Relating to Free Repair or Replacements	11	3,416	0.3%	0.6%	0.6%	0.8%
% of FP17s Relating to Continuations	19	3,416	0.6%	0.9%	0.8%	1.1%
% of Patients satisfied with the dentistry they have received	1	1	N/A	90.0%	89.0%	91.5%
% of Patients satisfied with the time they had to wait for an appointment	1	1	N/A	87.4%	84.2%	87.9%

* This is based on patients treated on this contract for their most recent course of treatment. Figures in italics indicate the base number of FP17s or Patient Questionnaire responses are less than 100. N/A is shown where the base number of responses is less than 10 during the period. % is calculated as Quantity/Base number*100

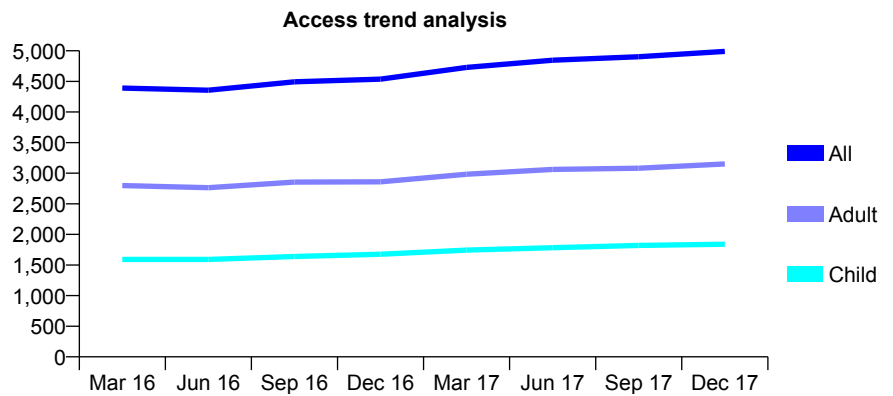
Q63 - Vital Signs At a Glance Contract Report for 101435/0037 - December 2017

Name or company name	IDH Limited
Contract type name	GDS Contract
Purpose of contract	General
Contract start date	01/04/2006
Contract end date	

17/18 Contracted general activity (UDA)	12,512
Carry forward general activity (UDA)	25
17/18 Contracted orthodontic activity (UOA)	0
Carry forward orthodontic activity (UOA)	0
Baseline contract value	£332,849.73

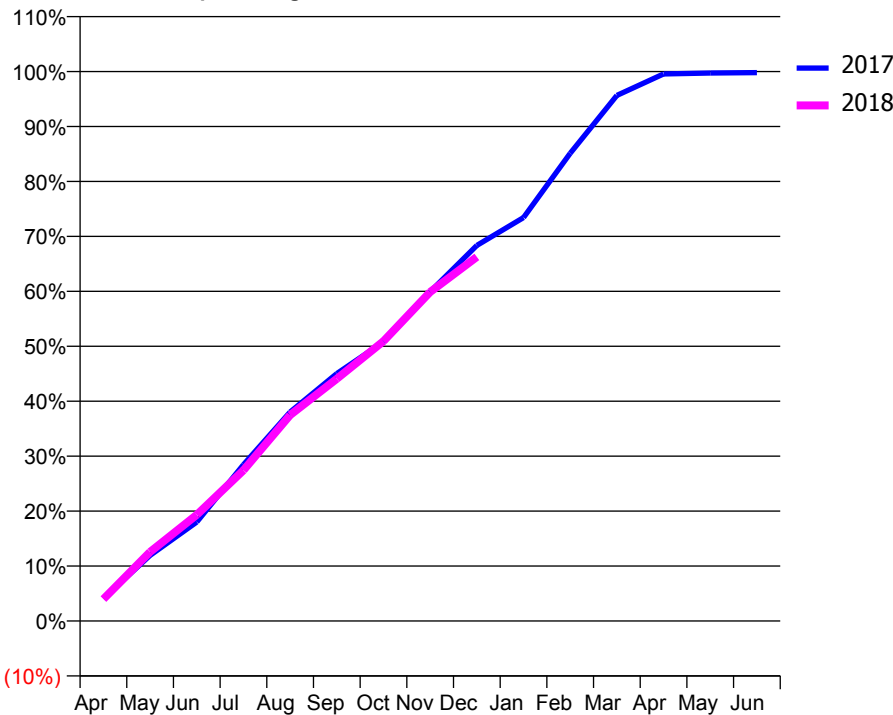
ACCESS*

Patients seen in 24 months	Total	Change since previous quarter
Quarter ending December 2016	4,536	
Quarter ending March 2017	4,729	↑
Quarter ending June 2017	4,846	↑
Quarter ending September 2017	4,902	→
Quarter ending December 2017	4,991	→
Variance since December 2016	10.0%	↑



ACTIVITY

Cumulative percentage of contracted UDA delivered 2017 & 2018



Month	Adjusted Scheduled Activity (UDA)	
	2017	2018
April	513	498
May	1,495	1,575
June	2,253	2,420
July	3,559	3,431
August	4,760	4,690
September	5,634	5,516
October	6,356	6,372
November	7,500	7,493
December	8,552	8,291
January	9,186	
February	10,649	
March	11,967	
April	12,455	
May	12,479	
June	12,487	

QUALITY

	Quantity	Base Number	Contract	AT	Region	England
% of FP17s for the same patient ID Re-attending within 3 months - Children	88	1,497	5.9%	10.2%	11.6%	12.0%
% of FP17s for the same patient ID Re-attending within 3 months - Adults	298	2,320	12.8%	15.3%	16.7%	15.9%
% of FP17s for the same patient ID Re-attending between 3 & 9 months - Children	651	1,497	43.5%	48.0%	47.3%	58.0%
% of FP17s for the same patient ID Re-attending between 3 & 9 months - Adults	722	2,320	31.1%	38.2%	38.3%	50.5%
% of FP17s for Band 1 Urgent Courses	242	3,633	6.7%	10.0%	10.5%	9.0%
% of FP17s Relating to Free Repair or Replacements	22	3,633	0.6%	0.6%	0.6%	0.8%
% of FP17s Relating to Continuations	42	3,633	1.2%	0.9%	0.8%	1.1%
% of Patients satisfied with the dentistry they have received	1	1	N/A	90.0%	89.0%	91.5%
% of Patients satisfied with the time they had to wait for an appointment	1	1	N/A	87.4%	84.2%	87.9%

* This is based on patients treated on this contract for their most recent course of treatment. Figures in italics indicate the base number of FP17s or Patient Questionnaire responses are less than 100. N/A is shown where the base number of responses is less than 10 during the period. % is calculated as Quantity/Base number*100

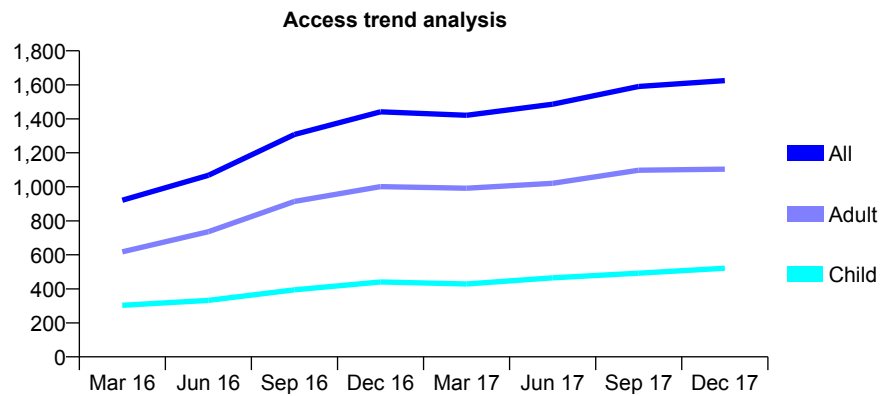
Q63 - Vital Signs At a Glance Contract Report for 103756/0001 - December 2017

Name or company name	Smile Impressions Blackheath Ltd
Contract type name	GDS Contract
Purpose of contract	General
Contract start date	01/06/2015
Contract end date	

17/18 Contracted general activity (UDA)	3,463
Carry forward general activity (UDA)	3
17/18 Contracted orthodontic activity (UOA)	0
Carry forward orthodontic activity (UOA)	0
Baseline contract value	£78,639.79

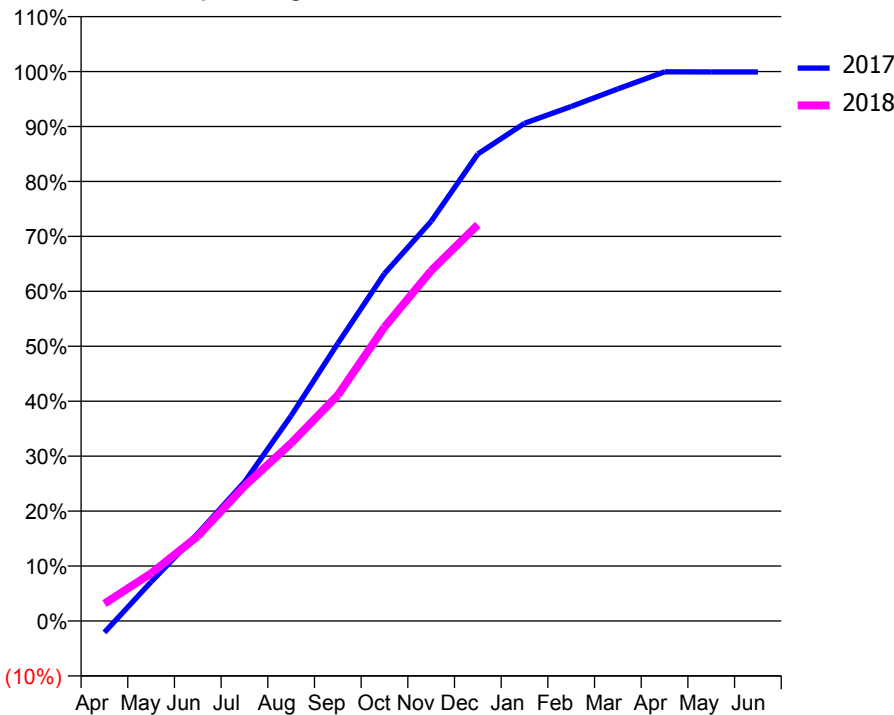
ACCESS*

Patients seen in 24 months	Total	Change since previous quarter
Quarter ending December 2016	1,441	
Quarter ending March 2017	1,421	↓
Quarter ending June 2017	1,486	↑
Quarter ending September 2017	1,590	↑
Quarter ending December 2017	1,625	↑
Variance since December 2016	12.8%	↑



ACTIVITY

Cumulative percentage of contracted UDA delivered 2017 & 2018



Month	Adjusted Scheduled Activity (UDA)	
	2017	2018
April	-73	109
May	247	301
June	551	535
July	876	850
August	1,294	1,121
September	1,750	1,423
October	2,189	1,852
November	2,519	2,208
December	2,944	2,497
January	3,137	
February	3,243	
March	3,353	
April	3,461	
May	3,460	
June	3,460	

QUALITY

	Quantity	Base Number	Contract	AT	Region	England
% of FP17s for the same patient ID Re-attending within 3 months - Children	42	522	8.0%	10.2%	11.6%	12.0%
% of FP17s for the same patient ID Re-attending within 3 months - Adults	89	767	11.6%	15.3%	16.7%	15.9%
% of FP17s for the same patient ID Re-attending between 3 & 9 months - Children	231	522	44.3%	48.0%	47.3%	58.0%
% of FP17s for the same patient ID Re-attending between 3 & 9 months - Adults	242	767	31.6%	38.2%	38.3%	50.5%
% of FP17s for Band 1 Urgent Courses	130	1,250	10.4%	10.0%	10.5%	9.0%
% of FP17s Relating to Free Repair or Replacements	2	1,250	0.2%	0.6%	0.6%	0.8%
% of FP17s Relating to Continuations	0	1,250	0.0%	0.9%	0.8%	1.1%
% of Patients satisfied with the dentistry they have received	1	1	N/A	90.0%	89.0%	91.5%
% of Patients satisfied with the time they had to wait for an appointment	0	1	N/A	87.4%	84.2%	87.9%

* This is based on patients treated on this contract for their most recent course of treatment. Figures in italics indicate the base number of FP17s or Patient Questionnaire responses are less than 100. N/A is shown where the base number of responses is less than 10 during the period. % is calculated as Quantity/Base number*100

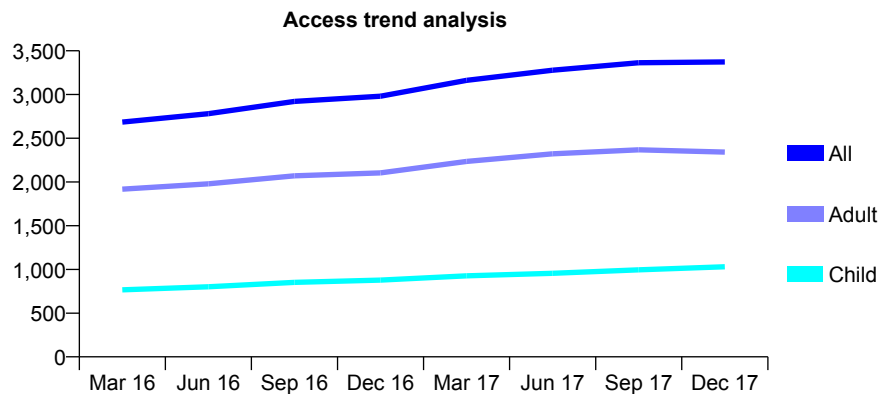
Q63 - Vital Signs At a Glance Contract Report for 103896/0001 - December 2017

Name or company name	Newham Family Dental Care Limited
Contract type name	GDS Contract
Purpose of contract	General
Contract start date	17/03/2011
Contract end date	

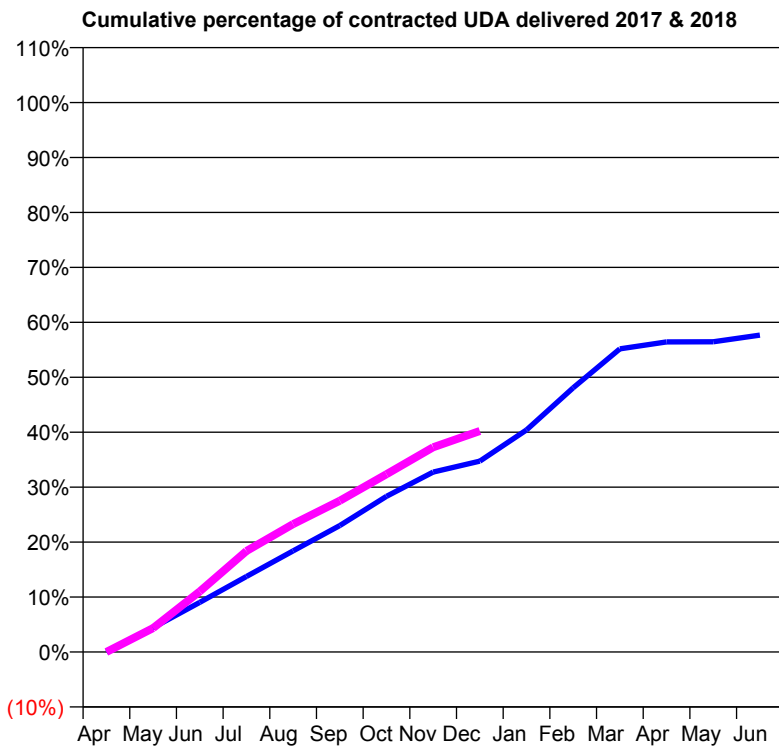
17/18 Contracted general activity (UDA)	15,000
Carry forward general activity (UDA)	0
17/18 Contracted orthodontic activity (UOA)	0
Carry forward orthodontic activity (UOA)	0
Baseline contract value	£403,165.23

ACCESS*

Patients seen in 24 months	Total	Change since previous quarter
Quarter ending December 2016	2,981	
Quarter ending March 2017	3,162	↑
Quarter ending June 2017	3,278	↑
Quarter ending September 2017	3,363	↑
Quarter ending December 2017	3,372	→
Variance since December 2016	13.1%	↑



ACTIVITY



Month	Adjusted Scheduled Activity (UDA)	
	2017	2018
April	0	0
May	664	654
June	1,355	1,653
July	2,064	2,758
August	2,762	3,491
September	3,451	4,131
October	4,251	4,853
November	4,911	5,588
December	5,212	6,032
January	6,062	
February	7,214	
March	8,276	
April	8,466	
May	8,469	
June	8,652	

QUALITY

	Quantity	Base Number	Contract	AT	Region	England
% of FP17s for the same patient ID Re-attending within 3 months - Children	63	976	6.5%	10.2%	11.6%	12.0%
% of FP17s for the same patient ID Re-attending within 3 months - Adults	200	1,715	11.7%	15.3%	16.7%	15.9%
% of FP17s for the same patient ID Re-attending between 3 & 9 months - Children	440	976	45.1%	48.0%	47.3%	58.0%
% of FP17s for the same patient ID Re-attending between 3 & 9 months - Adults	497	1,715	29.0%	38.2%	38.3%	50.5%
% of FP17s for Band 1 Urgent Courses	560	2,558	21.9%	10.0%	10.5%	9.0%
% of FP17s Relating to Free Repair or Replacements	6	2,558	0.2%	0.6%	0.6%	0.8%
% of FP17s Relating to Continuations	3	2,558	0.1%	0.9%	0.8%	1.1%
% of Patients satisfied with the dentistry they have received	1	1	N/A	90.0%	89.0%	91.5%
% of Patients satisfied with the time they had to wait for an appointment	1	1	N/A	87.4%	84.2%	87.9%

* This is based on patients treated on this contract for their most recent course of treatment. Figures in italics indicate the base number of FP17s or Patient Questionnaire responses are less than 100. N/A is shown where the base number of responses is less than 10 during the period. % is calculated as Quantity/Base number*100

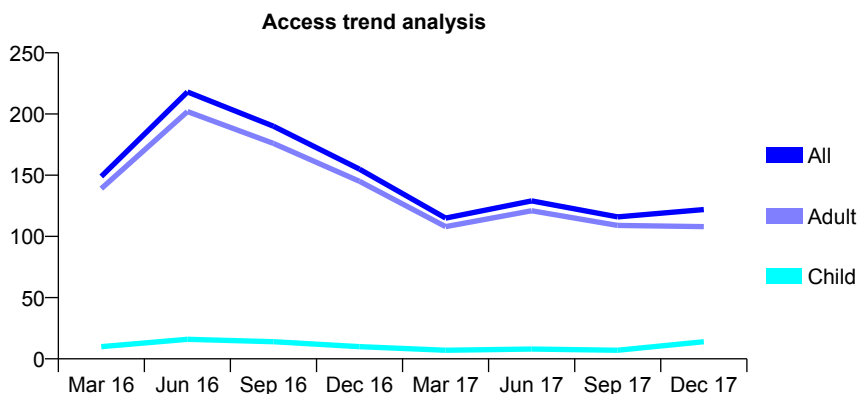
Q63 - Vital Signs At a Glance Contract Report for 104523/0009 - December 2017

Name or company name	Bromley Healthcare Interest Company
Contract type name	PDS Contract
Purpose of contract	General
Contract start date	01/08/2014
Contract end date	30/11/2017

17/18 Contracted general activity (UDA)	899
Carry forward general activity (UDA)	0
17/18 Contracted orthodontic activity (UOA)	0
Carry forward orthodontic activity (UOA)	0
Baseline contract value	£37,783.17

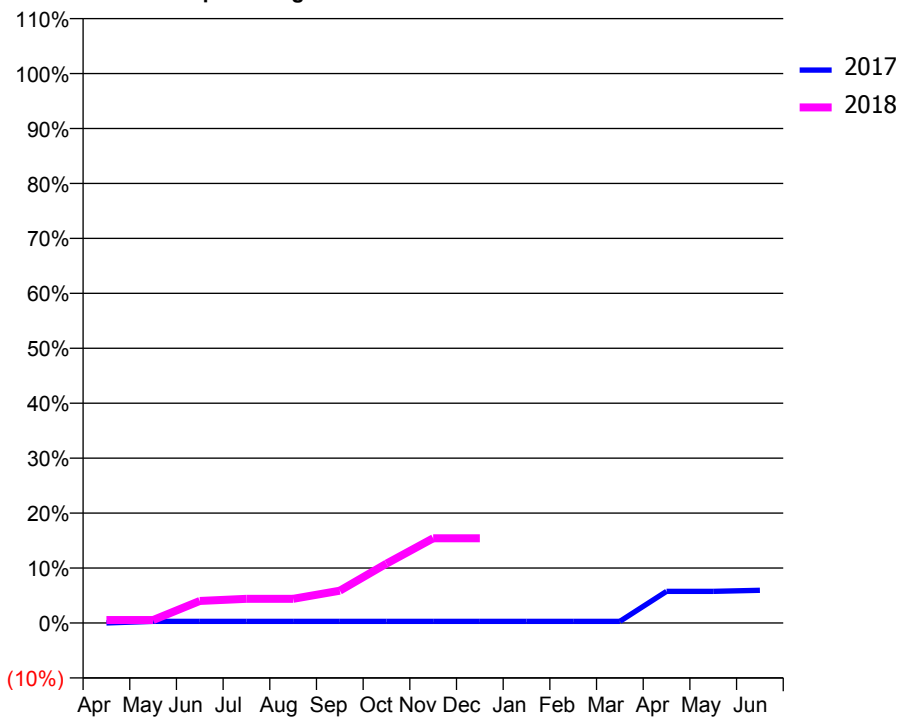
ACCESS*

Patients seen in 24 months	Total	Change since previous quarter
Quarter ending December 2016	155	
Quarter ending March 2017	115	↓
Quarter ending June 2017	129	↑
Quarter ending September 2017	116	↓
Quarter ending December 2017	122	↑
Variance since December 2016	(21.3%)	↓



ACTIVITY

Cumulative percentage of contracted UDA delivered 2017 & 2018



Month	Adjusted Scheduled Activity (UDA)	
	2017	2018
April	0	5
May	4	5
June	4	36
July	4	40
August	4	40
September	4	53
October	4	97
November	4	139
December	4	139
January	4	
February	4	
March	4	
April	78	
May	78	
June	80	

QUALITY

	Quantity	Base Number	Contract	AT	Region	England
% of FP17s for the same patient ID Re-attending within 3 months - Children	0	29	0.0%	10.2%	11.6%	12.0%
% of FP17s for the same patient ID Re-attending within 3 months - Adults	0	212	0.0%	15.3%	16.7%	15.9%
% of FP17s for the same patient ID Re-attending between 3 & 9 months - Children	0	29	0.0%	48.0%	47.3%	58.0%
% of FP17s for the same patient ID Re-attending between 3 & 9 months - Adults	0	212	0.0%	38.2%	38.3%	50.5%
% of FP17s for Band 1 Urgent Courses	150	160	93.8%	10.0%	10.5%	9.0%
% of FP17s Relating to Free Repair or Replacements	0	160	0.0%	0.6%	0.6%	0.8%
% of FP17s Relating to Continuations	0	160	0.0%	0.9%	0.8%	1.1%
% of Patients satisfied with the dentistry they have received	0	1	N/A	90.0%	89.0%	91.5%
% of Patients satisfied with the time they had to wait for an appointment	1	1	N/A	87.4%	84.2%	87.9%

* This is based on patients treated on this contract for their most recent course of treatment. Figures in italics indicate the base number of FP17s or Patient Questionnaire responses are less than 100. N/A is shown where the base number of responses is less than 10 during the period. % is calculated as Quantity/Base number*100

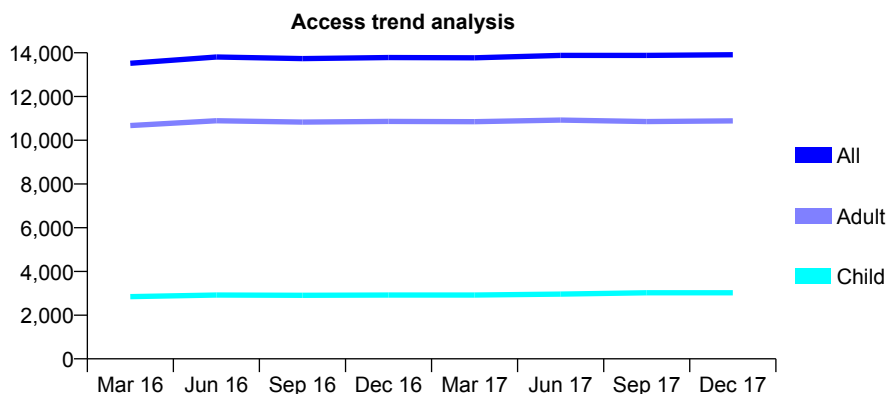
Q63 - Vital Signs At a Glance Contract Report for 104965/0001 - December 2017

Name or company name	Brightsmile Dental Care Limited
Contract type name	GDS Contract
Purpose of contract	General
Contract start date	01/11/2010
Contract end date	

17/18 Contracted general activity (UDA)	36,000
Carry forward general activity (UDA)	-645
17/18 Contracted orthodontic activity (UOA)	0
Carry forward orthodontic activity (UOA)	0
Baseline contract value	£1,031,024.99

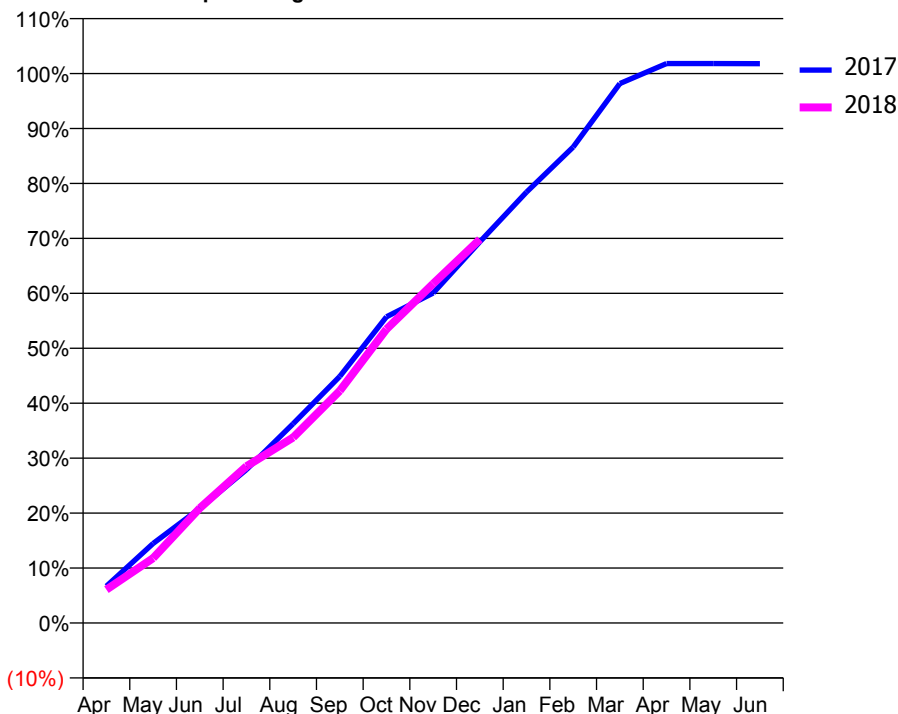
ACCESS*

Patients seen in 24 months	Total	Change since previous quarter
Quarter ending December 2016	13,783	
Quarter ending March 2017	13,769	→
Quarter ending June 2017	13,884	→
Quarter ending September 2017	13,878	→
Quarter ending December 2017	13,911	→
Variance since December 2016	0.9%	→



ACTIVITY

Cumulative percentage of contracted UDA delivered 2017 & 2018



Month	Adjusted Scheduled Activity (UDA)	
	2017	2018
April	2,411	2,187
May	5,212	4,248
June	7,508	7,522
July	10,053	10,268
August	13,055	12,157
September	16,161	15,216
October	20,067	19,247
November	21,622	22,225
December	24,976	25,139
January	28,227	
February	31,183	
March	35,342	
April	36,649	
May	36,650	
June	36,645	

QUALITY

	Quantity	Base Number	Contract	AT	Region	England
% of FP17s for the same patient ID Re-attending within 3 months - Children	122	2,731	4.5%	10.2%	11.6%	12.0%
% of FP17s for the same patient ID Re-attending within 3 months - Adults	831	8,652	9.6%	15.3%	16.7%	15.9%
% of FP17s for the same patient ID Re-attending between 3 & 9 months - Children	1,270	2,731	46.5%	48.0%	47.3%	58.0%
% of FP17s for the same patient ID Re-attending between 3 & 9 months - Adults	3,560	8,652	41.1%	38.2%	38.3%	50.5%
% of FP17s for Band 1 Urgent Courses	1,043	10,863	9.6%	10.0%	10.5%	9.0%
% of FP17s Relating to Free Repair or Replacements	38	10,863	0.3%	0.6%	0.6%	0.8%
% of FP17s Relating to Continuations	28	10,863	0.3%	0.9%	0.8%	1.1%
% of Patients satisfied with the dentistry they have received	31	31	100.0%	90.0%	89.0%	91.5%
% of Patients satisfied with the time they had to wait for an appointment	30	31	96.8%	87.4%	84.2%	87.9%

* This is based on patients treated on this contract for their most recent course of treatment. Figures in italics indicate the base number of FP17s or Patient Questionnaire responses are less than 100. N/A is shown where the base number of responses is less than 10 during the period. % is calculated as Quantity/Base number*100

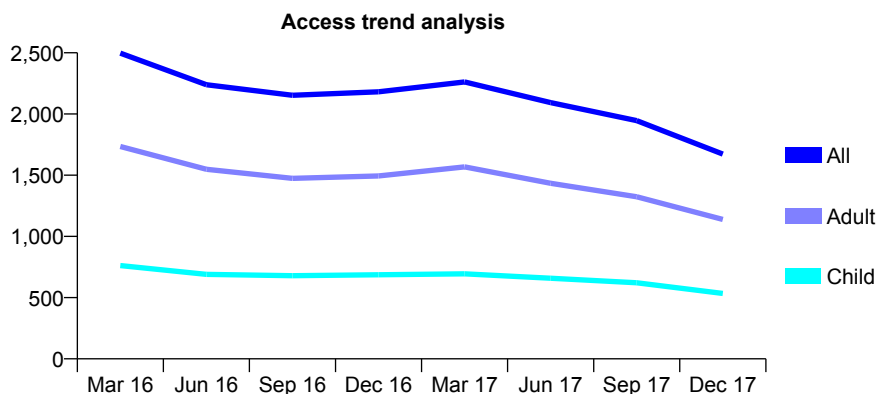
Q63 - Vital Signs At a Glance Contract Report for 106666/0001 - December 2017

Name or company name	Stanstead Road Dental Practice Limited
Contract type name	GDS Contract
Purpose of contract	General
Contract start date	01/11/2010
Contract end date	

17/18 Contracted general activity (UDA)	7,009
Carry forward general activity (UDA)	0
17/18 Contracted orthodontic activity (UOA)	0
Carry forward orthodontic activity (UOA)	0
Baseline contract value	£183,015.05

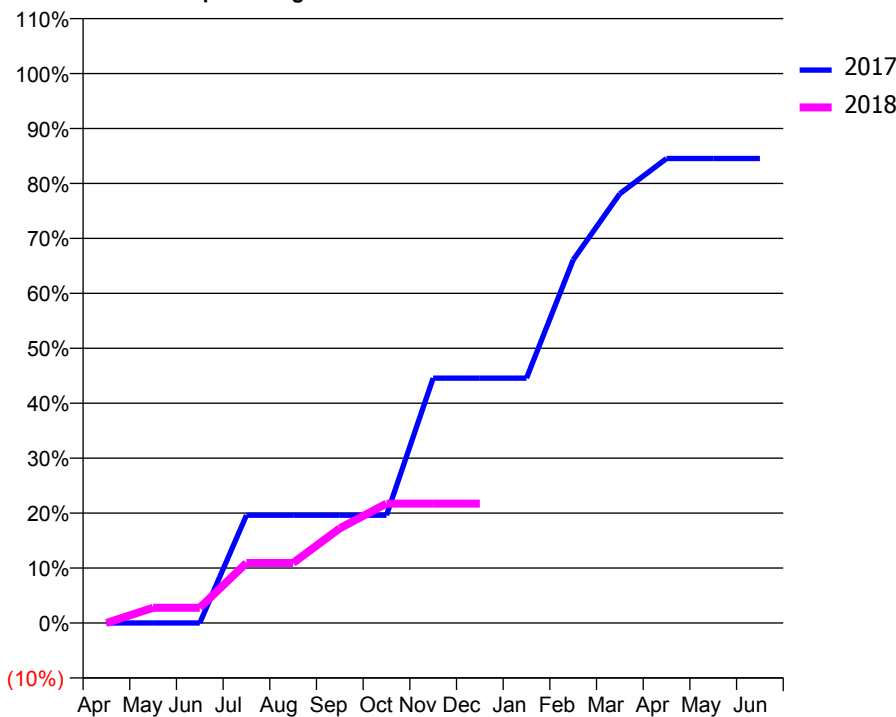
ACCESS*

Patients seen in 24 months	Total	Change since previous quarter
Quarter ending December 2016	2,181	
Quarter ending March 2017	2,262	↑
Quarter ending June 2017	2,093	↓
Quarter ending September 2017	1,946	↓
Quarter ending December 2017	1,673	↓
Variance since December 2016	(23.3%)	↓



ACTIVITY

Cumulative percentage of contracted UDA delivered 2017 & 2018



Month	Adjusted Scheduled Activity (UDA)	
	2017	2018
April	0	0
May	0	194
June	0	194
July	1,375	766
August	1,375	766
September	1,375	1,209
October	1,375	1,524
November	3,123	1,524
December	3,123	1,524
January	3,123	
February	4,632	
March	5,476	
April	5,924	
May	5,924	
June	5,924	

QUALITY

	Quantity	Base Number	Contract	AT	Region	England
% of FP17s for the same patient ID Re-attending within 3 months - Children	7	259	2.7%	10.2%	11.6%	12.0%
% of FP17s for the same patient ID Re-attending within 3 months - Adults	15	415	3.6%	15.3%	16.7%	15.9%
% of FP17s for the same patient ID Re-attending between 3 & 9 months - Children	117	259	45.2%	48.0%	47.3%	58.0%
% of FP17s for the same patient ID Re-attending between 3 & 9 months - Adults	152	415	36.6%	38.2%	38.3%	50.5%
% of FP17s for Band 1 Urgent Courses	33	544	6.1%	10.0%	10.5%	9.0%
% of FP17s Relating to Free Repair or Replacements	0	544	0.0%	0.6%	0.6%	0.8%
% of FP17s Relating to Continuations	1	544	0.2%	0.9%	0.8%	1.1%
% of Patients satisfied with the dentistry they have received	0	0	N/A	90.0%	89.0%	91.5%
% of Patients satisfied with the time they had to wait for an appointment	0	0	N/A	87.4%	84.2%	87.9%

* This is based on patients treated on this contract for their most recent course of treatment. Figures in italics indicate the base number of FP17s or Patient Questionnaire responses are less than 100. N/A is shown where the base number of responses is less than 10 during the period. % is calculated as Quantity/Base number*100

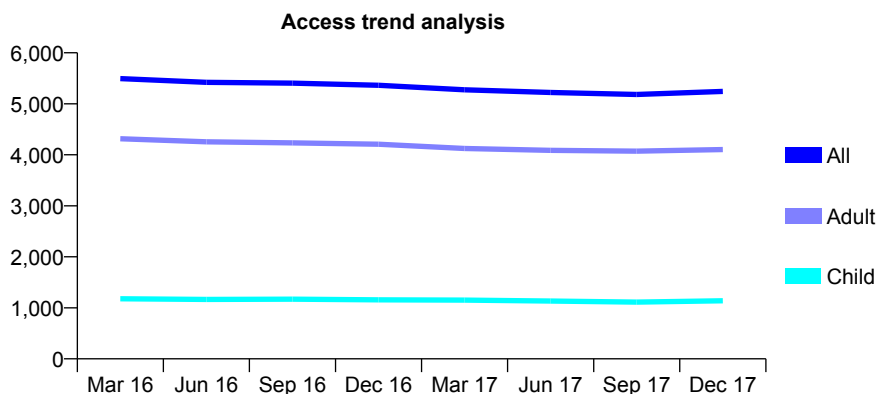
Q63 - Vital Signs At a Glance Contract Report for 107603/0001 - December 2017

Name or company name	Smile with Pride Dental Care Limited
Contract type name	GDS Contract
Purpose of contract	General
Contract start date	01/04/2011
Contract end date	

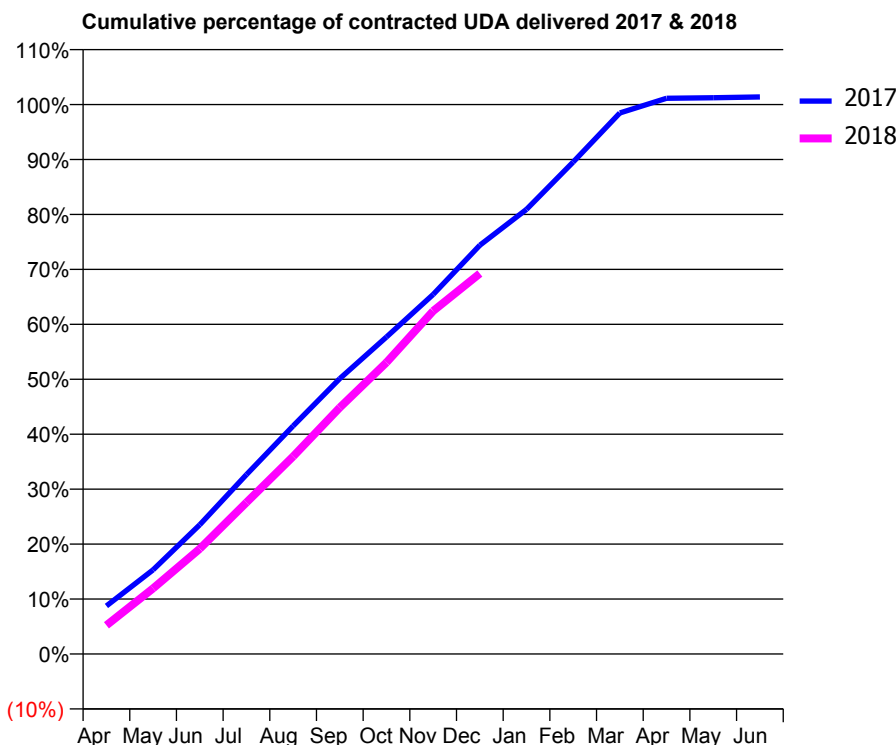
17/18 Contracted general activity (UDA)	12,989
Carry forward general activity (UDA)	-178
17/18 Contracted orthodontic activity (UOA)	0
Carry forward orthodontic activity (UOA)	0
Baseline contract value	£375,661.86

ACCESS*

Patients seen in 24 months	Total	Change since previous quarter
Quarter ending December 2016	5,364	
Quarter ending March 2017	5,275	↓
Quarter ending June 2017	5,221	↓
Quarter ending September 2017	5,183	→
Quarter ending December 2017	5,242	→
Variance since December 2016	(2.3%)	↓



ACTIVITY



Month	Adjusted Scheduled Activity (UDA)	
	2017	2018
April	1,137	679
May	1,992	1,551
June	3,056	2,489
July	4,240	3,582
August	5,392	4,671
September	6,511	5,827
October	7,495	6,890
November	8,498	8,109
December	9,662	8,994
January	10,509	
February	11,631	
March	12,789	
April	13,135	
May	13,148	
June	13,167	

QUALITY

	Quantity	Base Number	Contract	AT	Region	England
% of FP17s for the same patient ID Re-attending within 3 months - Children	79	956	8.3%	10.2%	11.6%	12.0%
% of FP17s for the same patient ID Re-attending within 3 months - Adults	513	3,295	15.6%	15.3%	16.7%	15.9%
% of FP17s for the same patient ID Re-attending between 3 & 9 months - Children	368	956	38.5%	48.0%	47.3%	58.0%
% of FP17s for the same patient ID Re-attending between 3 & 9 months - Adults	1,197	3,295	36.3%	38.2%	38.3%	50.5%
% of FP17s for Band 1 Urgent Courses	462	3,750	12.3%	10.0%	10.5%	9.0%
% of FP17s Relating to Free Repair or Replacements	5	3,750	0.1%	0.6%	0.6%	0.8%
% of FP17s Relating to Continuations	50	3,750	1.3%	0.9%	0.8%	1.1%
% of Patients satisfied with the dentistry they have received	3	3	N/A	90.0%	89.0%	91.5%
% of Patients satisfied with the time they had to wait for an appointment	3	3	N/A	87.4%	84.2%	87.9%

* This is based on patients treated on this contract for their most recent course of treatment. Figures in italics indicate the base number of FP17s or Patient Questionnaire responses are less than 100. N/A is shown where the base number of responses is less than 10 during the period. % is calculated as Quantity/Base number*100

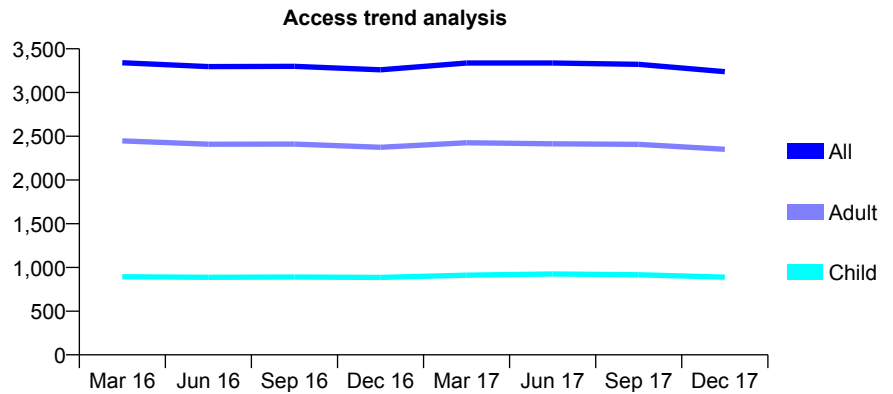
Q63 - Vital Signs At a Glance Contract Report for 108189/0001 - December 2017

Name or company name	Greenwich & Bexley Emergency Dental Ser
Contract type name	GDS Contract
Purpose of contract	General
Contract start date	01/04/2011
Contract end date	

17/18 Contracted general activity (UDA)	9,700
Carry forward general activity (UDA)	0
17/18 Contracted orthodontic activity (UOA)	0
Carry forward orthodontic activity (UOA)	0
Baseline contract value	£245,366.36

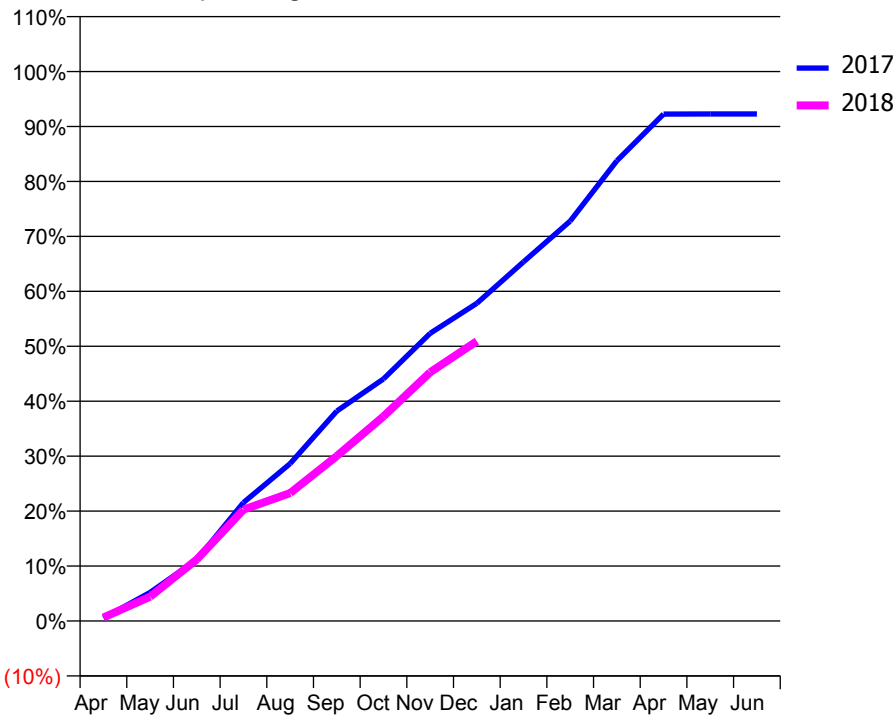
ACCESS*

Patients seen in 24 months	Total	Change since previous quarter
Quarter ending December 2016	3,260	
Quarter ending March 2017	3,337	↑
Quarter ending June 2017	3,338	→
Quarter ending September 2017	3,323	→
Quarter ending December 2017	3,239	↓
Variance since December 2016	(0.6%)	→



ACTIVITY

Cumulative percentage of contracted UDA delivered 2017 & 2018



Month	Adjusted Scheduled Activity (UDA)	
	2017	2018
April	52	63
May	504	430
June	1,083	1,086
July	2,091	1,967
August	2,778	2,258
September	3,707	2,913
October	4,275	3,613
November	5,079	4,392
December	5,608	4,941
January	6,341	
February	7,061	
March	8,125	
April	8,947	
May	8,950	
June	8,950	

QUALITY

	Quantity	Base Number	Contract	AT	Region	England
% of FP17s for the same patient ID Re-attending within 3 months - Children	72	814	8.8%	10.2%	11.6%	12.0%
% of FP17s for the same patient ID Re-attending within 3 months - Adults	240	1,723	13.9%	15.3%	16.7%	15.9%
% of FP17s for the same patient ID Re-attending between 3 & 9 months - Children	380	814	46.7%	48.0%	47.3%	58.0%
% of FP17s for the same patient ID Re-attending between 3 & 9 months - Adults	691	1,723	40.1%	38.2%	38.3%	50.5%
% of FP17s for Band 1 Urgent Courses	189	2,102	9.0%	10.0%	10.5%	9.0%
% of FP17s Relating to Free Repair or Replacements	22	2,102	1.0%	0.6%	0.6%	0.8%
% of FP17s Relating to Continuations	51	2,102	2.4%	0.9%	0.8%	1.1%
% of Patients satisfied with the dentistry they have received	1	1	N/A	90.0%	89.0%	91.5%
% of Patients satisfied with the time they had to wait for an appointment	1	1	N/A	87.4%	84.2%	87.9%

* This is based on patients treated on this contract for their most recent course of treatment. Figures in italics indicate the base number of FP17s or Patient Questionnaire responses are less than 100. N/A is shown where the base number of responses is less than 10 during the period. % is calculated as Quantity/Base number*100

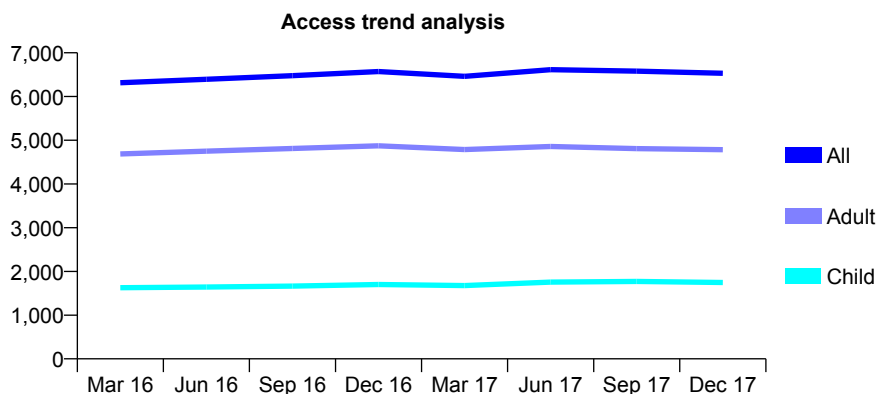
Q63 - Vital Signs At a Glance Contract Report for 108243/0001 - December 2017

Name or company name	Confidential Clinic
Contract type name	GDS Contract
Purpose of contract	General
Contract start date	01/04/2012
Contract end date	

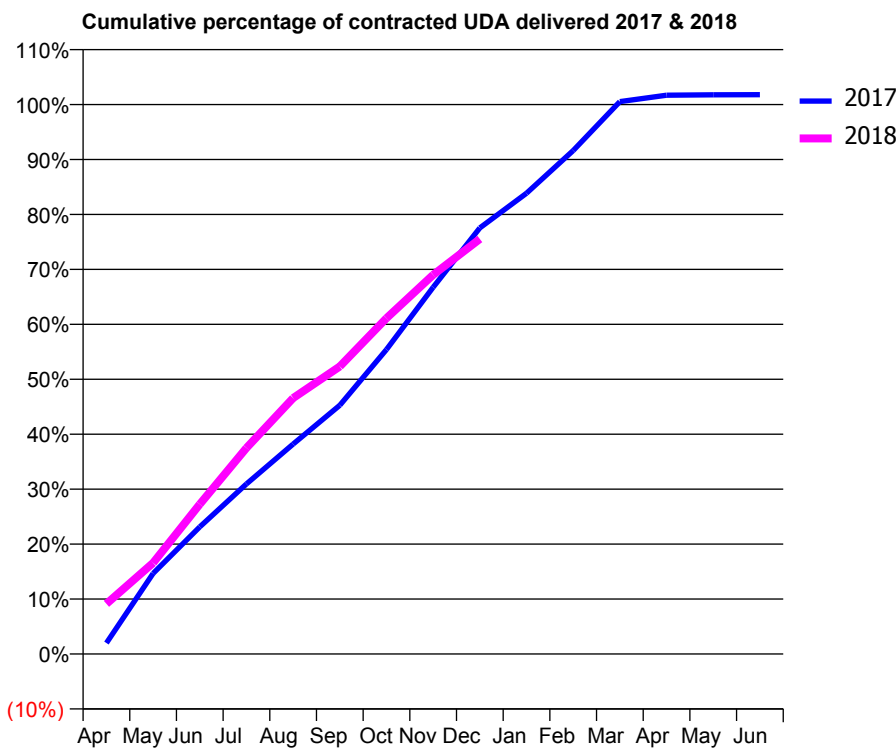
17/18 Contracted general activity (UDA)	14,608
Carry forward general activity (UDA)	-261
17/18 Contracted orthodontic activity (UOA)	0
Carry forward orthodontic activity (UOA)	0
Baseline contract value	£381,842.84

ACCESS*

Patients seen in 24 months	Total	Change since previous quarter
Quarter ending December 2016	6,572	
Quarter ending March 2017	6,462	↓
Quarter ending June 2017	6,613	↑
Quarter ending September 2017	6,582	→
Quarter ending December 2017	6,531	→
Variance since December 2016	(0.6%)	→



ACTIVITY



Month	Adjusted Scheduled Activity (UDA)	
	2017	2018
April	292	1,335
May	2,143	2,422
June	3,379	3,981
July	4,521	5,477
August	5,582	6,804
September	6,615	7,645
October	8,095	8,928
November	9,749	10,078
December	11,328	11,035
January	12,249	
February	13,383	
March	14,684	
April	14,855	
May	14,867	
June	14,869	

QUALITY

	Quantity	Base Number	Contract	AT	Region	England
% of FP17s for the same patient ID Re-attending within 3 months - Children	163	1,669	9.8%	10.2%	11.6%	12.0%
% of FP17s for the same patient ID Re-attending within 3 months - Adults	599	3,730	16.1%	15.3%	16.7%	15.9%
% of FP17s for the same patient ID Re-attending between 3 & 9 months - Children	725	1,669	43.4%	48.0%	47.3%	58.0%
% of FP17s for the same patient ID Re-attending between 3 & 9 months - Adults	1,143	3,730	30.6%	38.2%	38.3%	50.5%
% of FP17s for Band 1 Urgent Courses	719	4,883	14.7%	10.0%	10.5%	9.0%
% of FP17s Relating to Free Repair or Replacements	49	4,883	1.0%	0.6%	0.6%	0.8%
% of FP17s Relating to Continuations	47	4,883	1.0%	0.9%	0.8%	1.1%
% of Patients satisfied with the dentistry they have received	2	3	N/A	90.0%	89.0%	91.5%
% of Patients satisfied with the time they had to wait for an appointment	3	3	N/A	87.4%	84.2%	87.9%

* This is based on patients treated on this contract for their most recent course of treatment. Figures in italics indicate the base number of FP17s or Patient Questionnaire responses are less than 100. N/A is shown where the base number of responses is less than 10 during the period. % is calculated as Quantity/Base number*100

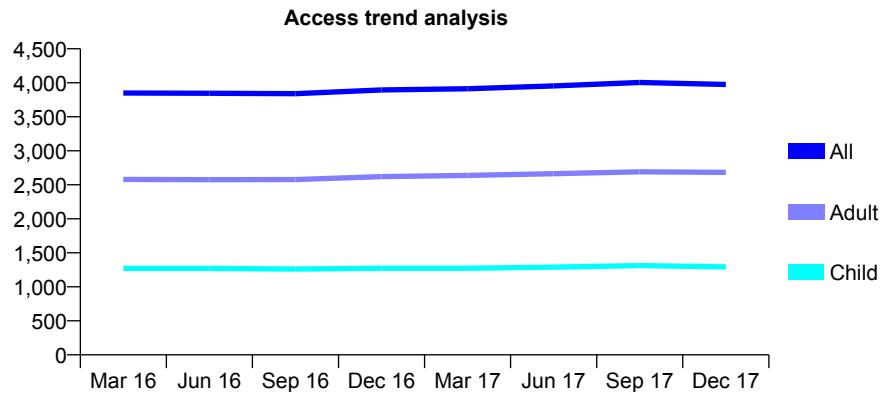
Q63 - Vital Signs At a Glance Contract Report for 108758/0001 - December 2017

Name or company name	Beeches Dental Surgery
Contract type name	GDS Contract
Purpose of contract	General
Contract start date	01/05/2006
Contract end date	

17/18 Contracted general activity (UDA)	10,053
Carry forward general activity (UDA)	37
17/18 Contracted orthodontic activity (UOA)	0
Carry forward orthodontic activity (UOA)	0
Baseline contract value	£295,366.01

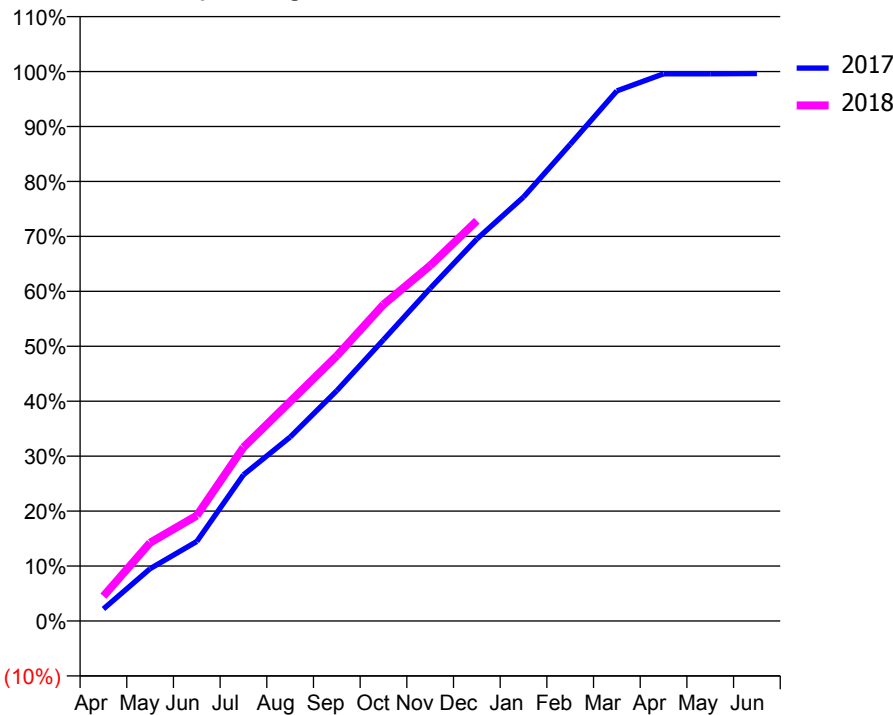
ACCESS*

Patients seen in 24 months	Total	Change since previous quarter
Quarter ending December 2016	3,895	
Quarter ending March 2017	3,912	→
Quarter ending June 2017	3,953	→
Quarter ending September 2017	4,005	→
Quarter ending December 2017	3,976	→
Variance since December 2016	2.1%	↑



ACTIVITY

Cumulative percentage of contracted UDA delivered 2017 & 2018



Month	Adjusted Scheduled Activity (UDA)	
	2017	2018
April	221	454
May	956	1,434
June	1,456	1,928
July	2,676	3,178
August	3,366	4,014
September	4,214	4,850
October	5,145	5,790
November	6,085	6,502
December	6,987	7,322
January	7,757	
February	8,719	
March	9,697	
April	10,012	
May	10,010	
June	10,016	

QUALITY

	Quantity	Base Number	Contract	AT	Region	England
% of FP17s for the same patient ID Re-attending within 3 months - Children	44	1,212	3.6%	10.2%	11.6%	12.0%
% of FP17s for the same patient ID Re-attending within 3 months - Adults	201	2,203	9.1%	15.3%	16.7%	15.9%
% of FP17s for the same patient ID Re-attending between 3 & 9 months - Children	605	1,212	49.9%	48.0%	47.3%	58.0%
% of FP17s for the same patient ID Re-attending between 3 & 9 months - Adults	1,029	2,203	46.7%	38.2%	38.3%	50.5%
% of FP17s for Band 1 Urgent Courses	54	3,302	1.6%	10.0%	10.5%	9.0%
% of FP17s Relating to Free Repair or Replacements	50	3,302	1.5%	0.6%	0.6%	0.8%
% of FP17s Relating to Continuations	17	3,302	0.5%	0.9%	0.8%	1.1%
% of Patients satisfied with the dentistry they have received	4	5	N/A	90.0%	89.0%	91.5%
% of Patients satisfied with the time they had to wait for an appointment	4	5	N/A	87.4%	84.2%	87.9%

* This is based on patients treated on this contract for their most recent course of treatment. Figures in italics indicate the base number of FP17s or Patient Questionnaire responses are less than 100. N/A is shown where the base number of responses is less than 10 during the period. % is calculated as Quantity/Base number*100

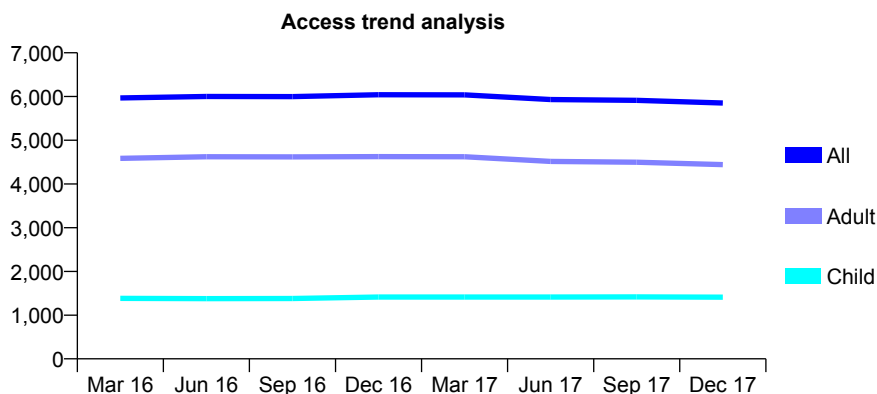
Q63 - Vital Signs At a Glance Contract Report for 109150/0001 - December 2017

Name or company name	MR K FAIZ
Contract type name	GDS Contract
Purpose of contract	General
Contract start date	01/07/2012
Contract end date	

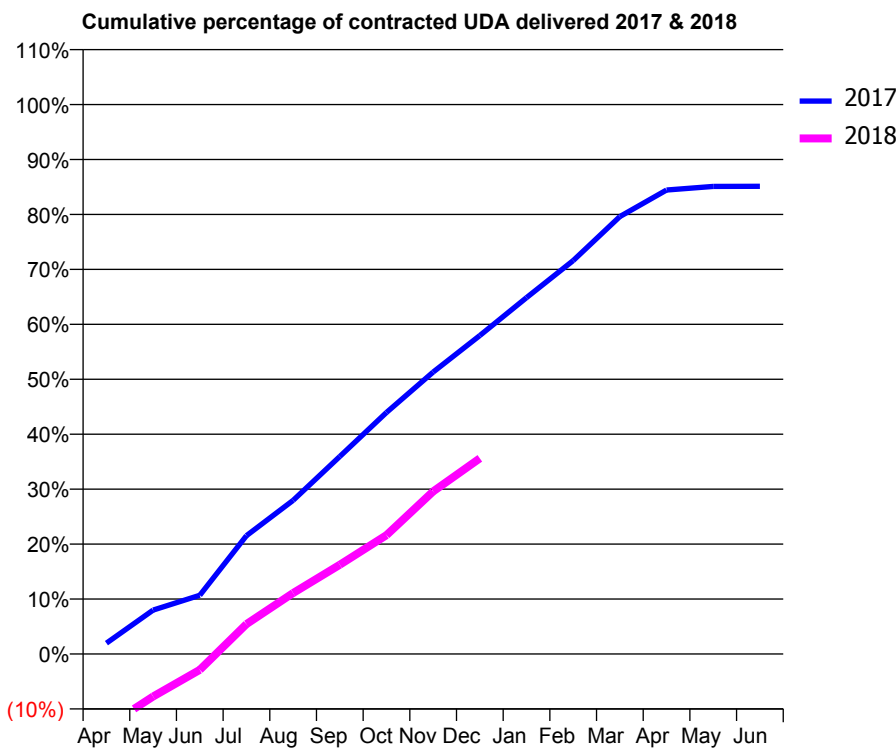
17/18 Contracted general activity (UDA)	19,865
Carry forward general activity (UDA)	2,958
17/18 Contracted orthodontic activity (UOA)	0
Carry forward orthodontic activity (UOA)	0
Baseline contract value	£590,481.29

ACCESS*

Patients seen in 24 months	Total	Change since previous quarter
Quarter ending December 2016	6,040	
Quarter ending March 2017	6,037	→
Quarter ending June 2017	5,930	↓
Quarter ending September 2017	5,914	→
Quarter ending December 2017	5,852	↓
Variance since December 2016	(3.1%)	↓



ACTIVITY



Month	Adjusted Scheduled Activity (UDA)	
	2017	2018
April	392	-2,638
May	1,587	-1,538
June	2,124	-576
July	4,276	1,083
August	5,553	2,205
September	7,143	3,227
October	8,734	4,297
November	10,194	5,876
December	11,516	7,072
January	12,884	
February	14,225	
March	15,813	
April	16,775	
May	16,904	
June	16,907	

QUALITY

	Quantity	Base Number	Contract	AT	Region	England
% of FP17s for the same patient ID Re-attending within 3 months - Children	135	1,384	9.8%	10.2%	11.6%	12.0%
% of FP17s for the same patient ID Re-attending within 3 months - Adults	878	4,080	21.5%	15.3%	16.7%	15.9%
% of FP17s for the same patient ID Re-attending between 3 & 9 months - Children	683	1,384	49.3%	48.0%	47.3%	58.0%
% of FP17s for the same patient ID Re-attending between 3 & 9 months - Adults	1,614	4,080	39.6%	38.2%	38.3%	50.5%
% of FP17s for Band 1 Urgent Courses	1,183	5,043	23.5%	10.0%	10.5%	9.0%
% of FP17s Relating to Free Repair or Replacements	9	5,043	0.2%	0.6%	0.6%	0.8%
% of FP17s Relating to Continuations	55	5,043	1.1%	0.9%	0.8%	1.1%
% of Patients satisfied with the dentistry they have received	6	6	N/A	90.0%	89.0%	91.5%
% of Patients satisfied with the time they had to wait for an appointment	6	6	N/A	87.4%	84.2%	87.9%

* This is based on patients treated on this contract for their most recent course of treatment. Figures in italics indicate the base number of FP17s or Patient Questionnaire responses are less than 100. N/A is shown where the base number of responses is less than 10 during the period. % is calculated as Quantity/Base number*100

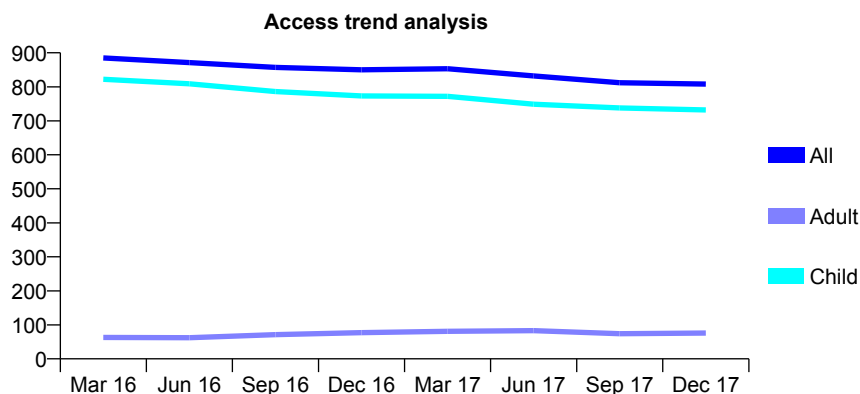
Q63 - Vital Signs At a Glance Contract Report for 109797/0001 - December 2017

Name or company name	The Buckley Practice Ltd
Contract type name	GDS Contract
Purpose of contract	General
Contract start date	11/02/2008
Contract end date	

17/18 Contracted general activity (UDA)	1,846
Carry forward general activity (UDA)	-37
17/18 Contracted orthodontic activity (UOA)	0
Carry forward orthodontic activity (UOA)	0
Baseline contract value	£38,050.82

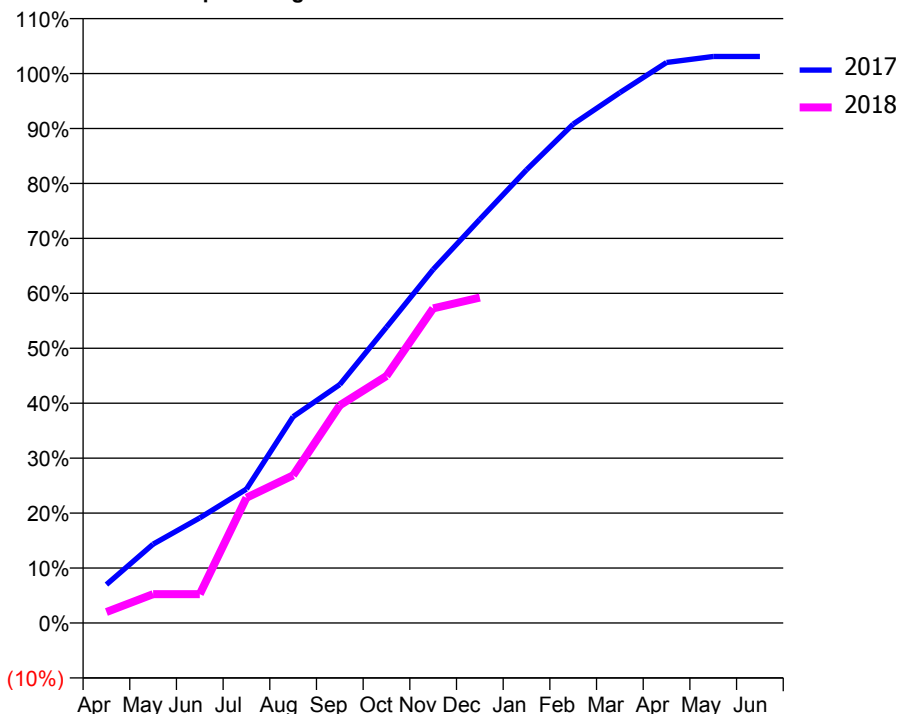
ACCESS*

Patients seen in 24 months	Total	Change since previous quarter
Quarter ending December 2016	850	
Quarter ending March 2017	853	→
Quarter ending June 2017	832	↓
Quarter ending September 2017	812	↓
Quarter ending December 2017	808	→
Variance since December 2016	(4.9%)	↓



ACTIVITY

Cumulative percentage of contracted UDA delivered 2017 & 2018



Month	Adjusted Scheduled Activity (UDA)	
	2017	2018
April	129	37
May	265	97
June	353	97
July	450	421
August	693	496
September	801	731
October	994	830
November	1,188	1,057
December	1,356	1,093
January	1,522	
February	1,676	
March	1,782	
April	1,883	
May	1,903	
June	1,903	

QUALITY

	Quantity	Base Number	Contract	AT	Region	England
% of FP17s for the same patient ID Re-attending within 3 months - Children	63	859	7.3%	10.2%	11.6%	12.0%
% of FP17s for the same patient ID Re-attending within 3 months - Adults	0	1	0.0%	15.3%	16.7%	15.9%
% of FP17s for the same patient ID Re-attending between 3 & 9 months - Children	614	859	71.5%	48.0%	47.3%	58.0%
% of FP17s for the same patient ID Re-attending between 3 & 9 months - Adults	1	1	100.0%	38.2%	38.3%	50.5%
% of FP17s for Band 1 Urgent Courses	23	771	3.0%	10.0%	10.5%	9.0%
% of FP17s Relating to Free Repair or Replacements	0	771	0.0%	0.6%	0.6%	0.8%
% of FP17s Relating to Continuations	15	771	1.9%	0.9%	0.8%	1.1%
% of Patients satisfied with the dentistry they have received	0	0	N/A	90.0%	89.0%	91.5%
% of Patients satisfied with the time they had to wait for an appointment	0	0	N/A	87.4%	84.2%	87.9%

* This is based on patients treated on this contract for their most recent course of treatment. Figures in italics indicate the base number of FP17s or Patient Questionnaire responses are less than 100. N/A is shown where the base number of responses is less than 10 during the period. % is calculated as Quantity/Base number*100

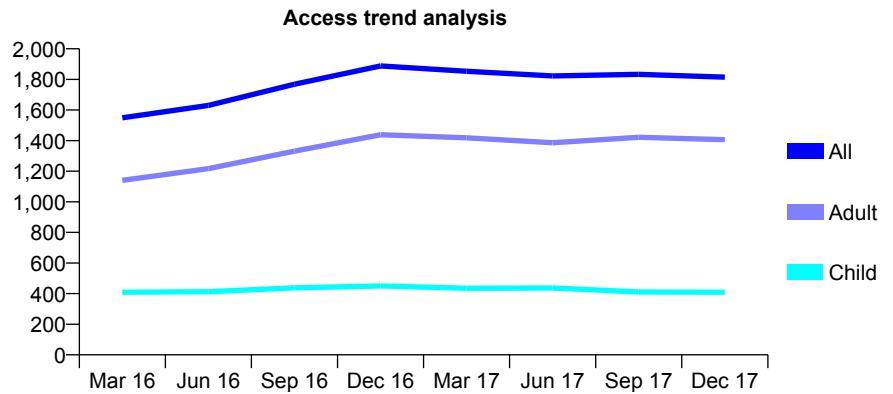
Q63 - Vital Signs At a Glance Contract Report for 110256/0001 - December 2017

Name or company name	One 4 One Dental Practice
Contract type name	GDS Contract
Purpose of contract	General
Contract start date	12/12/2014
Contract end date	

17/18 Contracted general activity (UDA)	3,994
Carry forward general activity (UDA)	-80
17/18 Contracted orthodontic activity (UOA)	0
Carry forward orthodontic activity (UOA)	0
Baseline contract value	£131,978.75

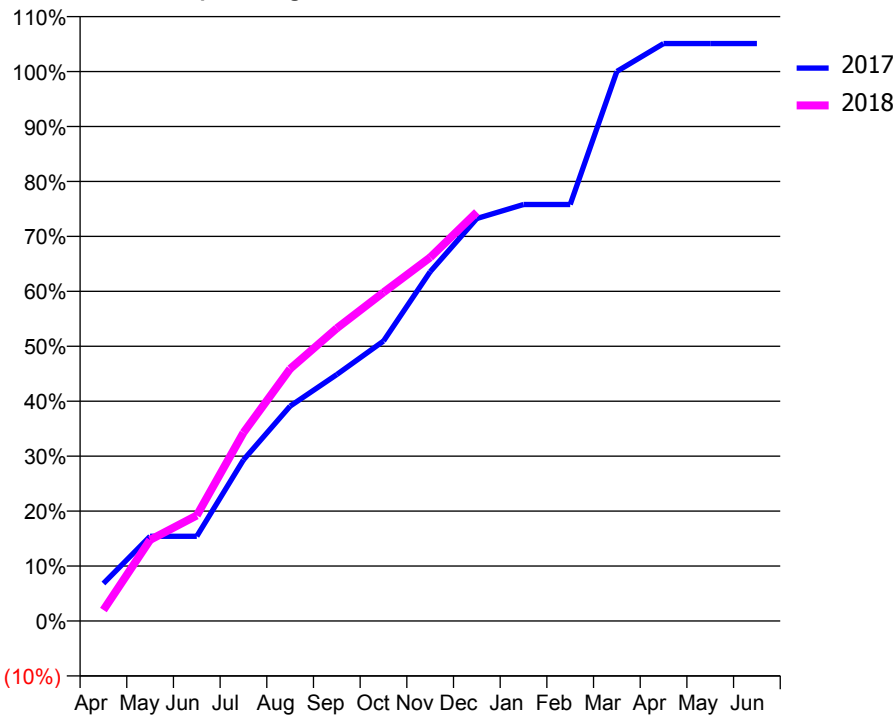
ACCESS*

Patients seen in 24 months	Total	Change since previous quarter
Quarter ending December 2016	1,888	
Quarter ending March 2017	1,853	↓
Quarter ending June 2017	1,823	↓
Quarter ending September 2017	1,833	→
Quarter ending December 2017	1,815	→
Variance since December 2016	(3.9%)	↓



ACTIVITY

Cumulative percentage of contracted UDA delivered 2017 & 2018



Month	Adjusted Scheduled Activity (UDA)	
	2017	2018
April	272	80
May	616	590
June	616	767
July	1,172	1,369
August	1,562	1,833
September	1,792	2,128
October	2,035	2,389
November	2,539	2,643
December	2,926	2,972
January	3,027	
February	3,027	
March	3,995	
April	4,197	
May	4,197	
June	4,197	

QUALITY

	Quantity	Base Number	Contract	AT	Region	England
% of FP17s for the same patient ID Re-attending within 3 months - Children	29	412	7.0%	10.2%	11.6%	12.0%
% of FP17s for the same patient ID Re-attending within 3 months - Adults	102	1,078	9.5%	15.3%	16.7%	15.9%
% of FP17s for the same patient ID Re-attending between 3 & 9 months - Children	197	412	47.8%	48.0%	47.3%	58.0%
% of FP17s for the same patient ID Re-attending between 3 & 9 months - Adults	396	1,078	36.7%	38.2%	38.3%	50.5%
% of FP17s for Band 1 Urgent Courses	89	1,412	6.3%	10.0%	10.5%	9.0%
% of FP17s Relating to Free Repair or Replacements	3	1,412	0.2%	0.6%	0.6%	0.8%
% of FP17s Relating to Continuations	1	1,412	0.1%	0.9%	0.8%	1.1%
% of Patients satisfied with the dentistry they have received	0	0	N/A	90.0%	89.0%	91.5%
% of Patients satisfied with the time they had to wait for an appointment	0	0	N/A	87.4%	84.2%	87.9%

* This is based on patients treated on this contract for their most recent course of treatment. Figures in italics indicate the base number of FP17s or Patient Questionnaire responses are less than 100. N/A is shown where the base number of responses is less than 10 during the period. % is calculated as Quantity/Base number*100

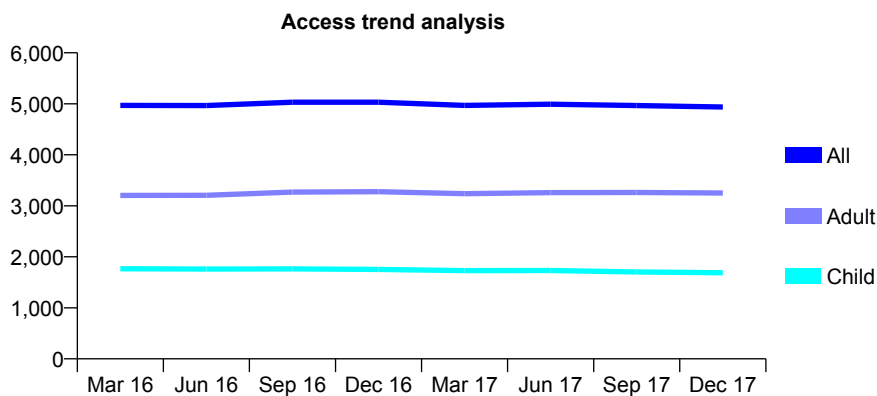
Q63 - Vital Signs At a Glance Contract Report for 110337/0002 - December 2017

Name or company name	Groves Dental Centre
Contract type name	GDS Contract
Purpose of contract	General
Contract start date	01/01/2012
Contract end date	

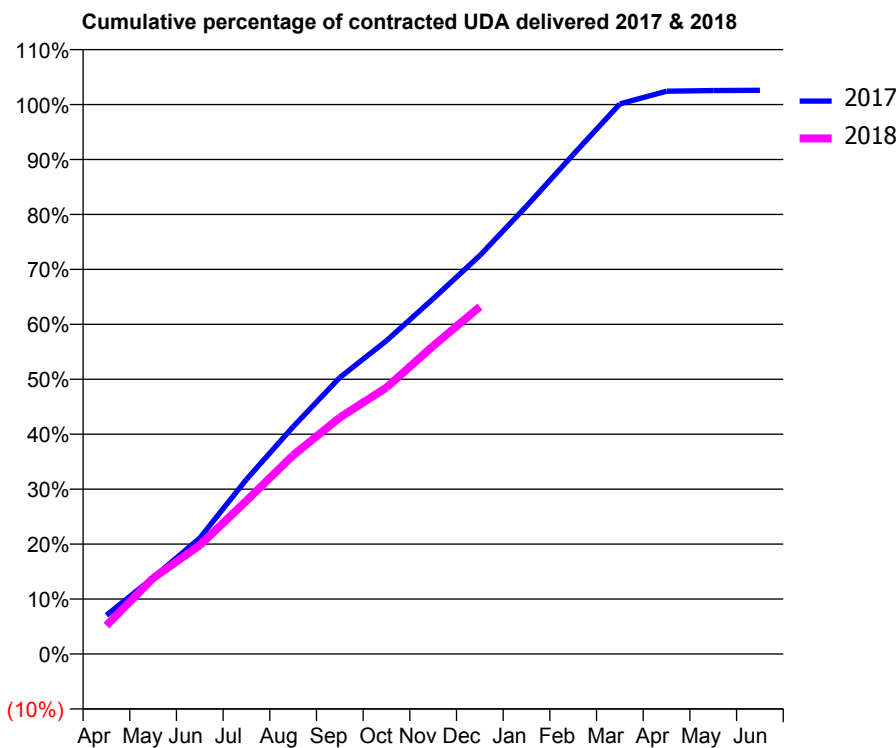
17/18 Contracted general activity (UDA)	13,000
Carry forward general activity (UDA)	-260
17/18 Contracted orthodontic activity (UOA)	0
Carry forward orthodontic activity (UOA)	0
Baseline contract value	£329,645.89

ACCESS*

Patients seen in 24 months	Total	Change since previous quarter
Quarter ending December 2016	5,031	
Quarter ending March 2017	4,969	↓
Quarter ending June 2017	4,992	→
Quarter ending September 2017	4,965	→
Quarter ending December 2017	4,937	→
Variance since December 2016	(1.9%)	↓



ACTIVITY



Month	Adjusted Scheduled Activity (UDA)	
	2017	2018
April	916	673
May	1,806	1,797
June	2,743	2,571
July	4,133	3,627
August	5,379	4,703
September	6,542	5,596
October	7,411	6,306
November	8,406	7,288
December	9,428	8,218
January	10,594	
February	11,816	
March	13,015	
April	13,316	
May	13,330	
June	13,337	

QUALITY

	Quantity	Base Number	Contract	AT	Region	England
% of FP17s for the same patient ID Re-attending within 3 months - Children	176	2,055	8.6%	10.2%	11.6%	12.0%
% of FP17s for the same patient ID Re-attending within 3 months - Adults	393	3,419	11.5%	15.3%	16.7%	15.9%
% of FP17s for the same patient ID Re-attending between 3 & 9 months - Children	1,471	2,055	71.6%	48.0%	47.3%	58.0%
% of FP17s for the same patient ID Re-attending between 3 & 9 months - Adults	2,269	3,419	66.4%	38.2%	38.3%	50.5%
% of FP17s for Band 1 Urgent Courses	232	5,251	4.4%	10.0%	10.5%	9.0%
% of FP17s Relating to Free Repair or Replacements	20	5,251	0.4%	0.6%	0.6%	0.8%
% of FP17s Relating to Continuations	10	5,251	0.2%	0.9%	0.8%	1.1%
% of Patients satisfied with the dentistry they have received	7	7	N/A	90.0%	89.0%	91.5%
% of Patients satisfied with the time they had to wait for an appointment	6	7	N/A	87.4%	84.2%	87.9%

* This is based on patients treated on this contract for their most recent course of treatment. Figures in italics indicate the base number of FP17s or Patient Questionnaire responses are less than 100. N/A is shown where the base number of responses is less than 10 during the period. % is calculated as Quantity/Base number*100

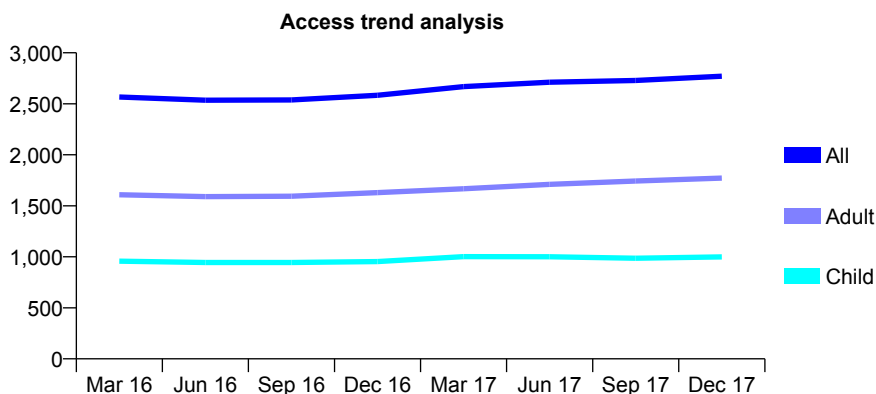
Q63 - Vital Signs At a Glance Contract Report for 111996/0001 - December 2017

Name or company name	Lillywhite Dental Practice
Contract type name	GDS Contract
Purpose of contract	General
Contract start date	16/03/2010
Contract end date	

17/18 Contracted general activity (UDA)	8,548
Carry forward general activity (UDA)	0
17/18 Contracted orthodontic activity (UOA)	0
Carry forward orthodontic activity (UOA)	0
Baseline contract value	£229,685.89

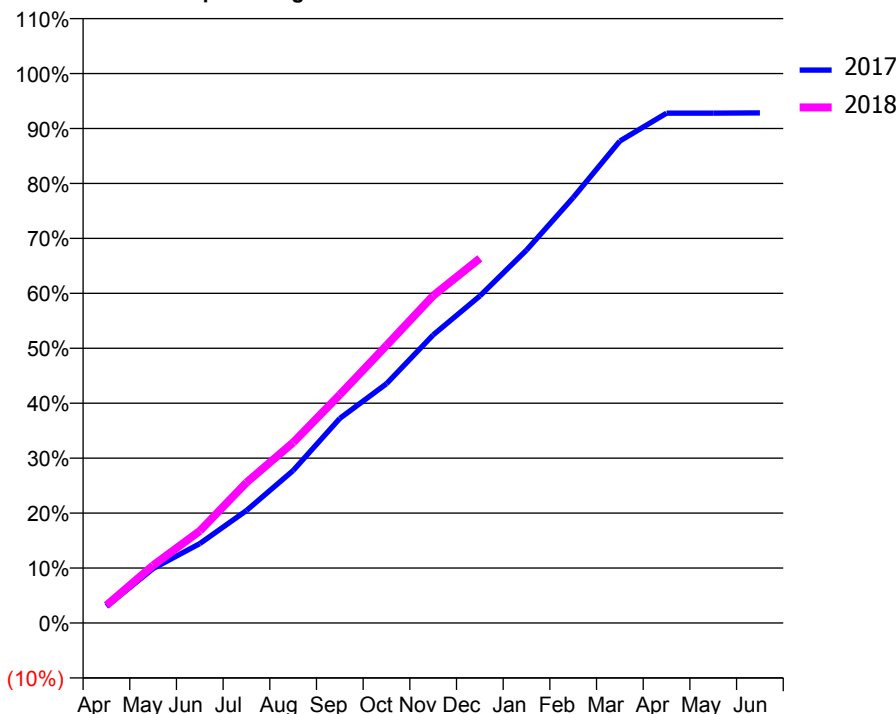
ACCESS*

Patients seen in 24 months	Total	Change since previous quarter
Quarter ending December 2016	2,584	
Quarter ending March 2017	2,669	↑
Quarter ending June 2017	2,712	→
Quarter ending September 2017	2,729	→
Quarter ending December 2017	2,771	→
Variance since December 2016	7.2%	↑



ACTIVITY

Cumulative percentage of contracted UDA delivered 2017 & 2018



Month	Adjusted Scheduled Activity (UDA)	
	2017	2018
April	259	274
May	847	898
June	1,236	1,433
July	1,750	2,186
August	2,371	2,807
September	3,182	3,552
October	3,723	4,317
November	4,482	5,091
December	5,088	5,673
January	5,801	
February	6,617	
March	7,497	
April	7,932	
May	7,932	
June	7,936	

QUALITY

	Quantity	Base Number	Contract	AT	Region	England
% of FP17s for the same patient ID Re-attending within 3 months - Children	117	1,251	9.4%	10.2%	11.6%	12.0%
% of FP17s for the same patient ID Re-attending within 3 months - Adults	274	1,956	14.0%	15.3%	16.7%	15.9%
% of FP17s for the same patient ID Re-attending between 3 & 9 months - Children	876	1,251	70.0%	48.0%	47.3%	58.0%
% of FP17s for the same patient ID Re-attending between 3 & 9 months - Adults	1,195	1,956	61.1%	38.2%	38.3%	50.5%
% of FP17s for Band 1 Urgent Courses	267	3,022	8.8%	10.0%	10.5%	9.0%
% of FP17s Relating to Free Repair or Replacements	17	3,022	0.6%	0.6%	0.6%	0.8%
% of FP17s Relating to Continuations	15	3,022	0.5%	0.9%	0.8%	1.1%
% of Patients satisfied with the dentistry they have received	3	3	N/A	90.0%	89.0%	91.5%
% of Patients satisfied with the time they had to wait for an appointment	3	3	N/A	87.4%	84.2%	87.9%

* This is based on patients treated on this contract for their most recent course of treatment. Figures in italics indicate the base number of FP17s or Patient Questionnaire responses are less than 100. N/A is shown where the base number of responses is less than 10 during the period. % is calculated as Quantity/Base number*100

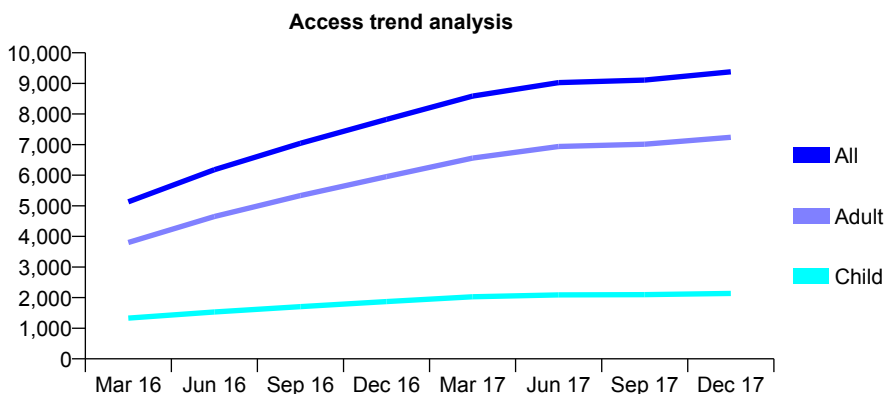
Q63 - Vital Signs At a Glance Contract Report for 112054/0001 - December 2017

Name or company name	Mr J Ginty and Mr Rumit Desai
Contract type name	GDS Contract
Purpose of contract	General
Contract start date	01/05/2015
Contract end date	

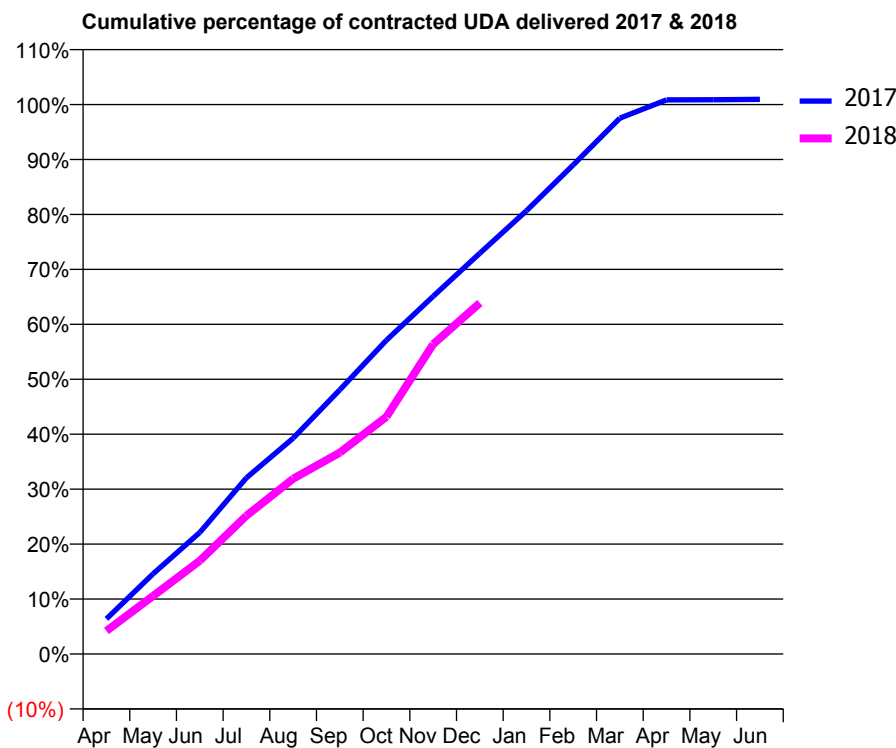
17/18 Contracted general activity (UDA)	19,545
Carry forward general activity (UDA)	-182
17/18 Contracted orthodontic activity (UOA)	0
Carry forward orthodontic activity (UOA)	0
Baseline contract value	£613,073.08

ACCESS*

Patients seen in 24 months	Total	Change since previous quarter
Quarter ending December 2016	7,825	
Quarter ending March 2017	8,588	↑
Quarter ending June 2017	9,026	↑
Quarter ending September 2017	9,110	→
Quarter ending December 2017	9,377	↑
Variance since December 2016	19.8%	↑



ACTIVITY



Month	Adjusted Scheduled Activity (UDA)	
	2017	2018
April	1,251	821
May	2,851	2,066
June	4,323	3,317
July	6,270	4,921
August	7,679	6,232
September	9,398	7,164
October	11,164	8,439
November	12,725	11,019
December	14,256	12,486
January	15,767	
February	17,395	
March	19,058	
April	19,707	
May	19,713	
June	19,727	

QUALITY

	Quantity	Base Number	Contract	AT	Region	England
% of FP17s for the same patient ID Re-attending within 3 months - Children	131	1,706	7.7%	10.2%	11.6%	12.0%
% of FP17s for the same patient ID Re-attending within 3 months - Adults	473	5,017	9.4%	15.3%	16.7%	15.9%
% of FP17s for the same patient ID Re-attending between 3 & 9 months - Children	624	1,706	36.6%	48.0%	47.3%	58.0%
% of FP17s for the same patient ID Re-attending between 3 & 9 months - Adults	1,522	5,017	30.3%	38.2%	38.3%	50.5%
% of FP17s for Band 1 Urgent Courses	465	6,048	7.7%	10.0%	10.5%	9.0%
% of FP17s Relating to Free Repair or Replacements	25	6,048	0.4%	0.6%	0.6%	0.8%
% of FP17s Relating to Continuations	100	6,048	1.7%	0.9%	0.8%	1.1%
% of Patients satisfied with the dentistry they have received	3	3	N/A	90.0%	89.0%	91.5%
% of Patients satisfied with the time they had to wait for an appointment	3	3	N/A	87.4%	84.2%	87.9%

* This is based on patients treated on this contract for their most recent course of treatment. Figures in italics indicate the base number of FP17s or Patient Questionnaire responses are less than 100. N/A is shown where the base number of responses is less than 10 during the period. % is calculated as Quantity/Base number*100

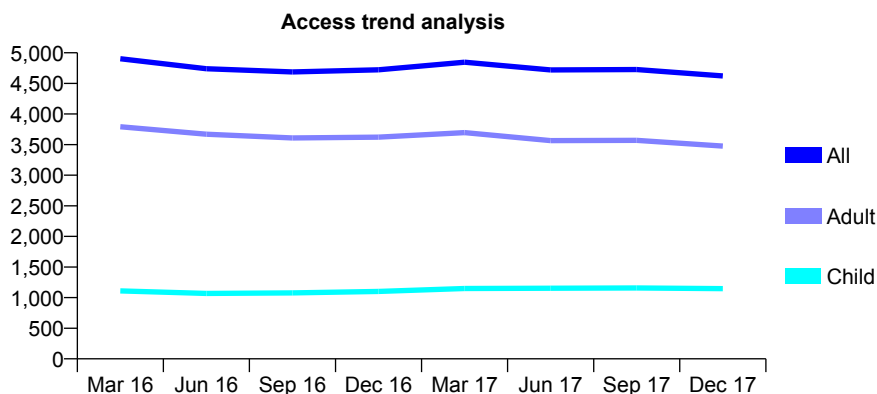
Q63 - Vital Signs At a Glance Contract Report for 112712/0001 - December 2017

Name or company name	Ebrahim Zadeh Saadat and Tabrizi Hosseir
Contract type name	GDS Contract
Purpose of contract	General
Contract start date	01/03/2009
Contract end date	

17/18 Contracted general activity (UDA)	16,200
Carry forward general activity (UDA)	0
17/18 Contracted orthodontic activity (UOA)	0
Carry forward orthodontic activity (UOA)	0
Baseline contract value	£389,826.05

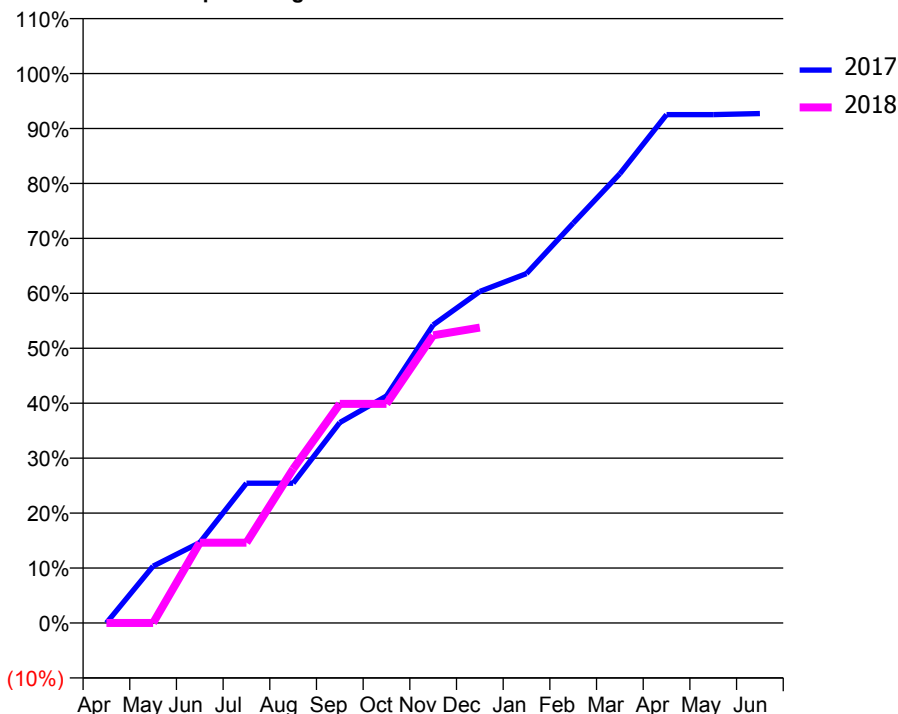
ACCESS*

Patients seen in 24 months	Total	Change since previous quarter
Quarter ending December 2016	4,723	
Quarter ending March 2017	4,847	↑
Quarter ending June 2017	4,719	↓
Quarter ending September 2017	4,727	→
Quarter ending December 2017	4,623	↓
Variance since December 2016	(2.1%)	↓



ACTIVITY

Cumulative percentage of contracted UDA delivered 2017 & 2018



Month	Adjusted Scheduled Activity (UDA)	
	2017	2018
April	0	0
May	1,678	0
June	2,371	2,367
July	4,123	2,367
August	4,123	4,543
September	5,912	6,462
October	6,695	6,462
November	8,788	8,480
December	9,773	8,711
January	10,301	
February	11,787	
March	13,248	
April	14,988	
May	14,988	
June	15,020	

QUALITY

	Quantity	Base Number	Contract	AT	Region	England
% of FP17s for the same patient ID Re-attending within 3 months - Children	61	899	6.8%	10.2%	11.6%	12.0%
% of FP17s for the same patient ID Re-attending within 3 months - Adults	322	2,626	12.3%	15.3%	16.7%	15.9%
% of FP17s for the same patient ID Re-attending between 3 & 9 months - Children	321	899	35.7%	48.0%	47.3%	58.0%
% of FP17s for the same patient ID Re-attending between 3 & 9 months - Adults	1,046	2,626	39.8%	38.2%	38.3%	50.5%
% of FP17s for Band 1 Urgent Courses	216	2,930	7.4%	10.0%	10.5%	9.0%
% of FP17s Relating to Free Repair or Replacements	0	2,930	0.0%	0.6%	0.6%	0.8%
% of FP17s Relating to Continuations	32	2,930	1.1%	0.9%	0.8%	1.1%
% of Patients satisfied with the dentistry they have received	1	1	N/A	90.0%	89.0%	91.5%
% of Patients satisfied with the time they had to wait for an appointment	1	1	N/A	87.4%	84.2%	87.9%

* This is based on patients treated on this contract for their most recent course of treatment. Figures in italics indicate the base number of FP17s or Patient Questionnaire responses are less than 100. N/A is shown where the base number of responses is less than 10 during the period. % is calculated as Quantity/Base number*100

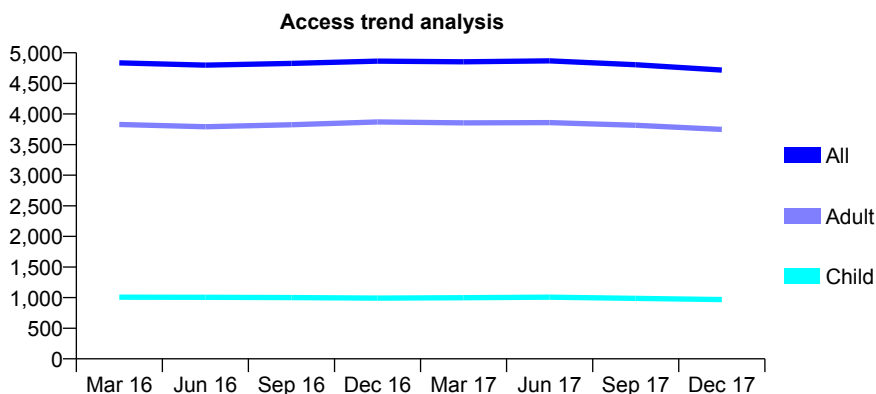
Q63 - Vital Signs At a Glance Contract Report for 113271/0001 - December 2017

Name or company name	Amritpal Marway & Divyash Patel
Contract type name	GDS Contract
Purpose of contract	General
Contract start date	01/09/2013
Contract end date	

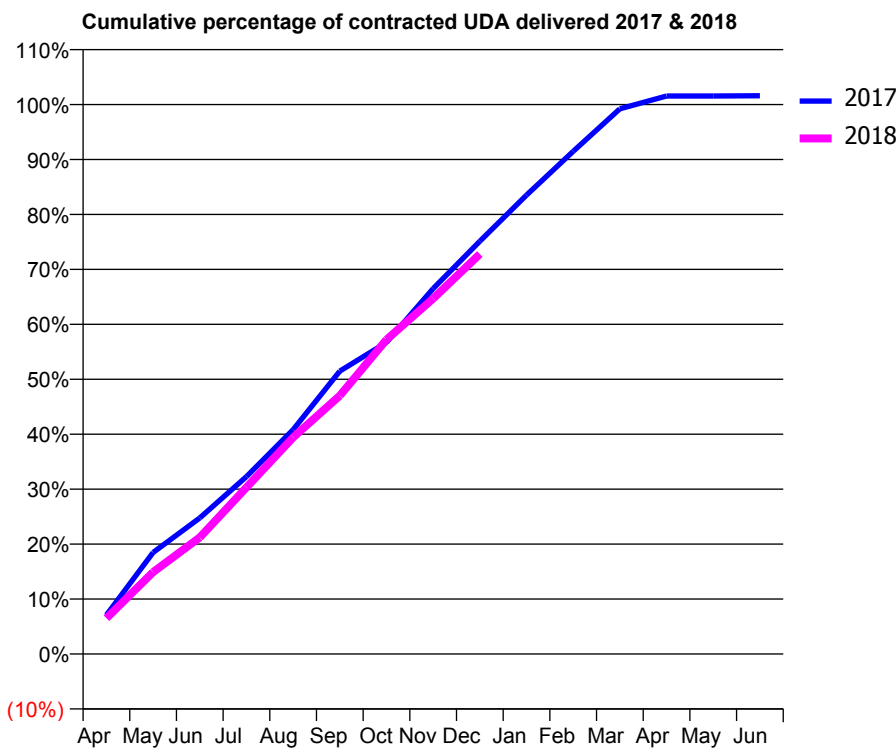
17/18 Contracted general activity (UDA)	11,125
Carry forward general activity (UDA)	-176
17/18 Contracted orthodontic activity (UOA)	0
Carry forward orthodontic activity (UOA)	0
Baseline contract value	£670,558.48

ACCESS*

Patients seen in 24 months	Total	Change since previous quarter
Quarter ending December 2016	4,863	
Quarter ending March 2017	4,854	→
Quarter ending June 2017	4,868	→
Quarter ending September 2017	4,804	↓
Quarter ending December 2017	4,717	↓
Variance since December 2016	(3.0%)	↓



ACTIVITY



Month	Adjusted Scheduled Activity (UDA)	
	2017	2018
April	789	724
May	2,056	1,660
June	2,756	2,361
July	3,591	3,374
August	4,543	4,386
September	5,728	5,230
October	6,308	6,364
November	7,399	7,197
December	8,356	8,099
January	9,291	
February	10,177	
March	11,038	
April	11,298	
May	11,298	
June	11,301	

QUALITY

	Quantity	Base Number	Contract	AT	Region	England
% of FP17s for the same patient ID Re-attending within 3 months - Children	56	714	7.8%	10.2%	11.6%	12.0%
% of FP17s for the same patient ID Re-attending within 3 months - Adults	246	2,385	10.3%	15.3%	16.7%	15.9%
% of FP17s for the same patient ID Re-attending between 3 & 9 months - Children	182	714	25.5%	48.0%	47.3%	58.0%
% of FP17s for the same patient ID Re-attending between 3 & 9 months - Adults	453	2,385	19.0%	38.2%	38.3%	50.5%
% of FP17s for Band 1 Urgent Courses	43	2,539	1.7%	10.0%	10.5%	9.0%
% of FP17s Relating to Free Repair or Replacements	72	2,539	2.8%	0.6%	0.6%	0.8%
% of FP17s Relating to Continuations	46	2,539	1.8%	0.9%	0.8%	1.1%
% of Patients satisfied with the dentistry they have received	6	6	N/A	90.0%	89.0%	91.5%
% of Patients satisfied with the time they had to wait for an appointment	6	6	N/A	87.4%	84.2%	87.9%

* This is based on patients treated on this contract for their most recent course of treatment. Figures in italics indicate the base number of FP17s or Patient Questionnaire responses are less than 100. N/A is shown where the base number of responses is less than 10 during the period. % is calculated as Quantity/Base number*100

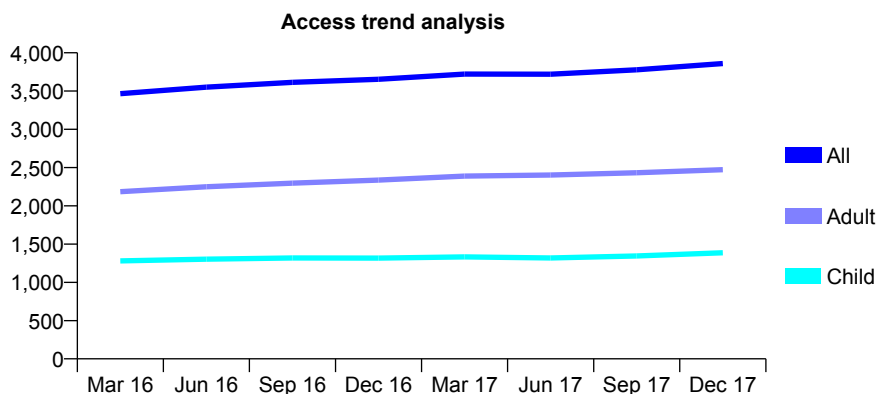
Q63 - Vital Signs At a Glance Contract Report for 113751/0001 - December 2017

Name or company name	JH Patel & Partners
Contract type name	GDS Contract
Purpose of contract	General
Contract start date	01/05/2006
Contract end date	

17/18 Contracted general activity (UDA)	10,421
Carry forward general activity (UDA)	-119
17/18 Contracted orthodontic activity (UOA)	0
Carry forward orthodontic activity (UOA)	0
Baseline contract value	£261,703.10

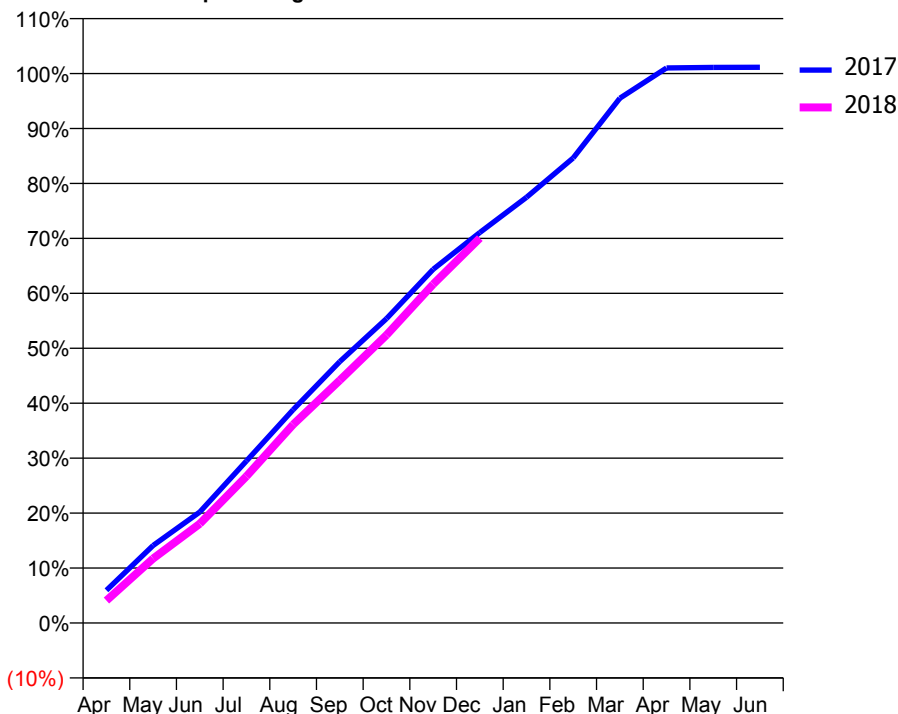
ACCESS*

Patients seen in 24 months	Total	Change since previous quarter
Quarter ending December 2016	3,654	
Quarter ending March 2017	3,722	→
Quarter ending June 2017	3,721	→
Quarter ending September 2017	3,777	→
Quarter ending December 2017	3,859	↑
Variance since December 2016	5.6%	↑



ACTIVITY

Cumulative percentage of contracted UDA delivered 2017 & 2018



Month	Adjusted Scheduled Activity (UDA)	
	2017	2018
April	622	425
May	1,470	1,222
June	2,105	1,883
July	3,073	2,784
August	4,045	3,764
September	4,958	4,605
October	5,772	5,462
November	6,708	6,424
December	7,407	7,300
January	8,074	
February	8,820	
March	9,953	
April	10,528	
May	10,536	
June	10,540	

QUALITY

	Quantity	Base Number	Contract	AT	Region	England
% of FP17s for the same patient ID Re-attending within 3 months - Children	121	1,443	8.4%	10.2%	11.6%	12.0%
% of FP17s for the same patient ID Re-attending within 3 months - Adults	449	2,428	18.5%	15.3%	16.7%	15.9%
% of FP17s for the same patient ID Re-attending between 3 & 9 months - Children	649	1,443	45.0%	48.0%	47.3%	58.0%
% of FP17s for the same patient ID Re-attending between 3 & 9 months - Adults	1,094	2,428	45.1%	38.2%	38.3%	50.5%
% of FP17s for Band 1 Urgent Courses	266	3,191	8.3%	10.0%	10.5%	9.0%
% of FP17s Relating to Free Repair or Replacements	5	3,191	0.2%	0.6%	0.6%	0.8%
% of FP17s Relating to Continuations	55	3,191	1.7%	0.9%	0.8%	1.1%
% of Patients satisfied with the dentistry they have received	1	1	N/A	90.0%	89.0%	91.5%
% of Patients satisfied with the time they had to wait for an appointment	1	1	N/A	87.4%	84.2%	87.9%

* This is based on patients treated on this contract for their most recent course of treatment. Figures in italics indicate the base number of FP17s or Patient Questionnaire responses are less than 100. N/A is shown where the base number of responses is less than 10 during the period. % is calculated as Quantity/Base number*100

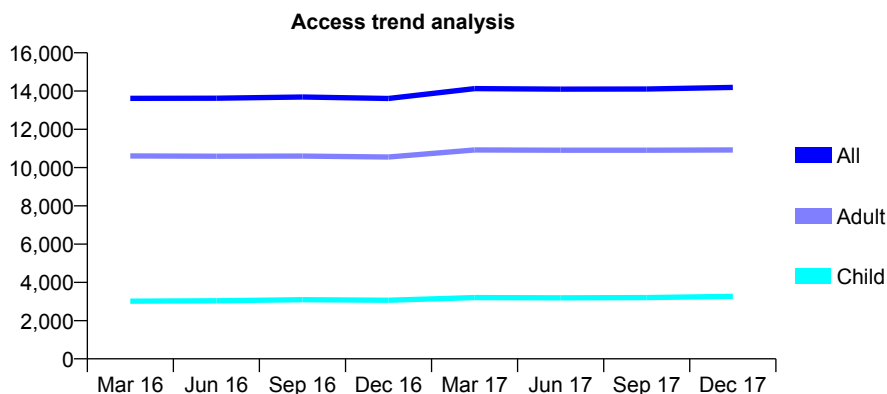
Q63 - Vital Signs At a Glance Contract Report for 114340/0001 - December 2017

Name or company name	Maxident Clinic Ltd.
Contract type name	GDS Contract
Purpose of contract	General
Contract start date	01/06/2012
Contract end date	

17/18 Contracted general activity (UDA)	41,609
Carry forward general activity (UDA)	-519
17/18 Contracted orthodontic activity (UOA)	0
Carry forward orthodontic activity (UOA)	0
Baseline contract value	£1,062,910.65

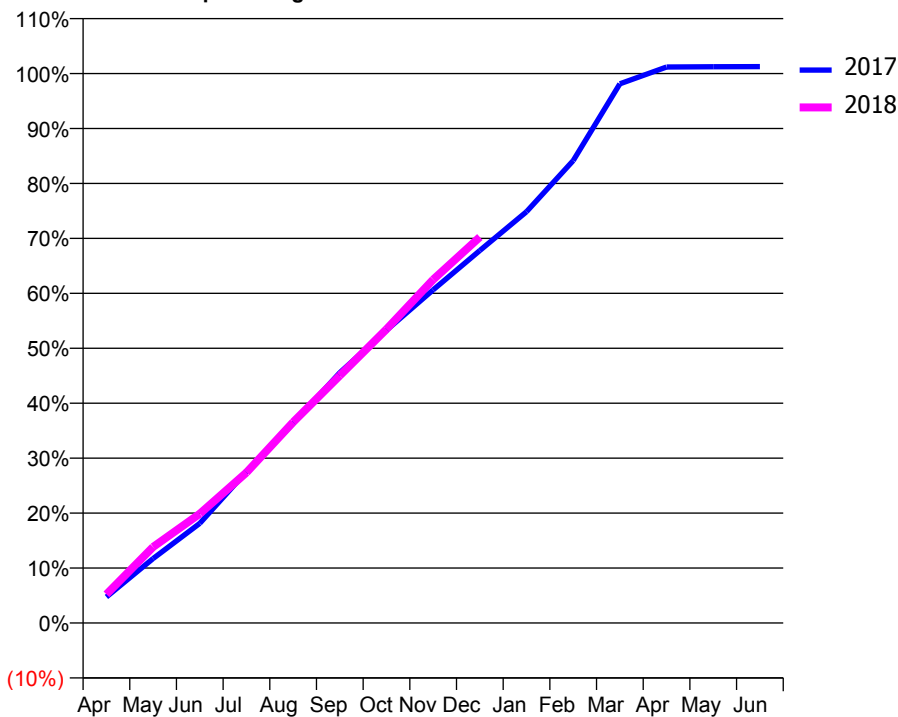
ACCESS*

Patients seen in 24 months	Total	Change since previous quarter
Quarter ending December 2016	13,613	
Quarter ending March 2017	14,127	↑
Quarter ending June 2017	14,100	→
Quarter ending September 2017	14,109	→
Quarter ending December 2017	14,188	→
Variance since December 2016	4.2%	↑



ACTIVITY

Cumulative percentage of contracted UDA delivered 2017 & 2018



Month	Adjusted Scheduled Activity (UDA)	
	2017	2018
April	1,976	2,173
May	4,884	5,763
June	7,545	8,273
July	11,467	11,394
August	15,115	15,211
September	18,955	18,730
October	22,171	22,251
November	25,228	26,001
December	28,204	29,231
January	31,144	
February	35,010	
March	40,830	
April	42,097	
May	42,119	
June	42,128	

QUALITY

	Quantity	Base Number	Contract	AT	Region	England
% of FP17s for the same patient ID Re-attending within 3 months - Children	151	3,024	5.0%	10.2%	11.6%	12.0%
% of FP17s for the same patient ID Re-attending within 3 months - Adults	685	8,254	8.3%	15.3%	16.7%	15.9%
% of FP17s for the same patient ID Re-attending between 3 & 9 months - Children	1,626	3,024	53.8%	48.0%	47.3%	58.0%
% of FP17s for the same patient ID Re-attending between 3 & 9 months - Adults	3,755	8,254	45.5%	38.2%	38.3%	50.5%
% of FP17s for Band 1 Urgent Courses	573	10,775	5.3%	10.0%	10.5%	9.0%
% of FP17s Relating to Free Repair or Replacements	42	10,775	0.4%	0.6%	0.6%	0.8%
% of FP17s Relating to Continuations	47	10,775	0.4%	0.9%	0.8%	1.1%
% of Patients satisfied with the dentistry they have received	7	8	N/A	90.0%	89.0%	91.5%
% of Patients satisfied with the time they had to wait for an appointment	6	8	N/A	87.4%	84.2%	87.9%

* This is based on patients treated on this contract for their most recent course of treatment. Figures in italics indicate the base number of FP17s or Patient Questionnaire responses are less than 100. N/A is shown where the base number of responses is less than 10 during the period. % is calculated as Quantity/Base number*100

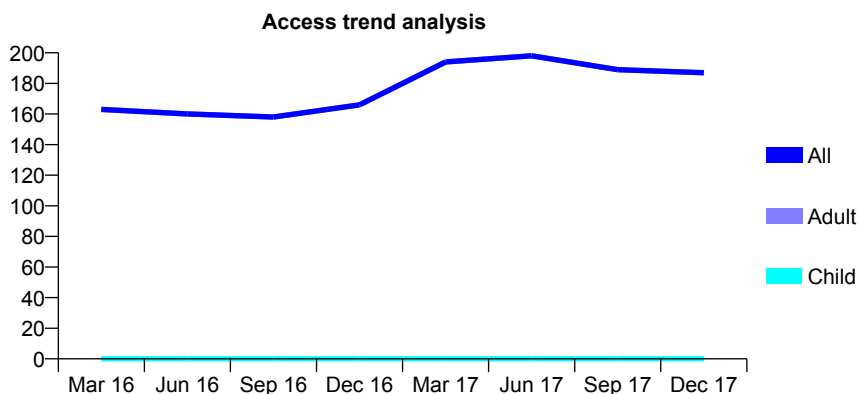
Q63 - Vital Signs At a Glance Contract Report for 114340/0002 - December 2017

Name or company name	Maxident Clinic Ltd.
Contract type name	PDS Contract
Purpose of contract	General
Contract start date	01/09/2012
Contract end date	31/03/2018

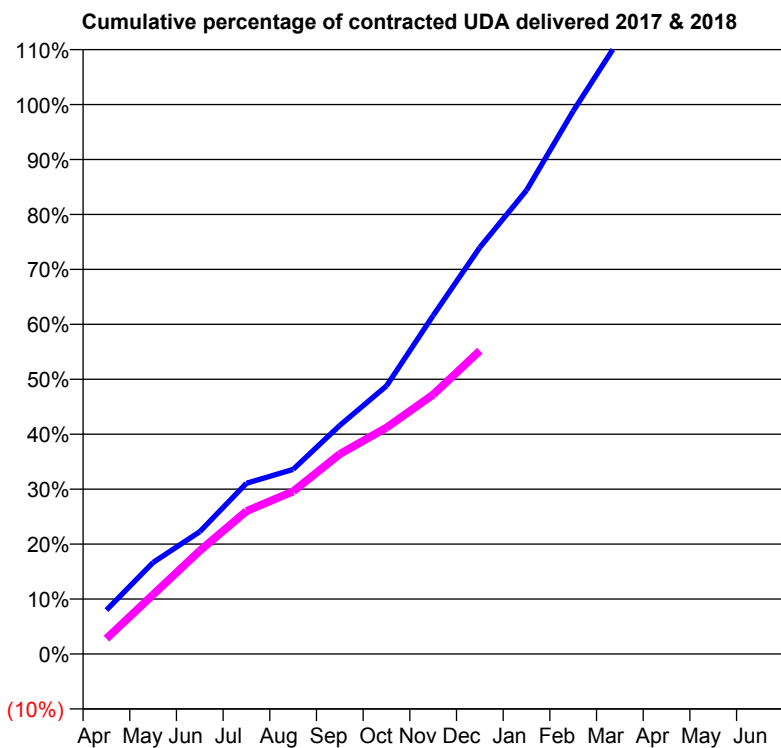
17/18 Contracted general activity (UDA)	750
Carry forward general activity (UDA)	0
17/18 Contracted orthodontic activity (UOA)	0
Carry forward orthodontic activity (UOA)	0
Baseline contract value	£39,322.00

ACCESS*

Patients seen in 24 months	Total	Change since previous quarter
Quarter ending December 2016	166	
Quarter ending March 2017	194	↑
Quarter ending June 2017	198	↑
Quarter ending September 2017	189	↓
Quarter ending December 2017	187	↓
Variance since December 2016	12.7%	↑



ACTIVITY



Month	Adjusted Scheduled Activity (UDA)	
	2017	2018
April	60	21
May	125	81
June	167	141
July	233	195
August	252	222
September	312	273
October	366	309
November	462	354
December	555	414
January	633	
February	741	
March	840	
April	864	
May	864	
June	864	

QUALITY

	Quantity	Base Number	Contract	AT	Region	England
% of FP17s for the same patient ID Re-attending within 3 months - Children	0	0	N/A	10.2%	11.6%	12.0%
% of FP17s for the same patient ID Re-attending within 3 months - Adults	0	125	0.0%	15.3%	16.7%	15.9%
% of FP17s for the same patient ID Re-attending between 3 & 9 months - Children	0	0	N/A	48.0%	47.3%	58.0%
% of FP17s for the same patient ID Re-attending between 3 & 9 months - Adults	3	125	2.4%	38.2%	38.3%	50.5%
% of FP17s for Band 1 Urgent Courses	0	120	0.0%	10.0%	10.5%	9.0%
% of FP17s Relating to Free Repair or Replacements	0	120	0.0%	0.6%	0.6%	0.8%
% of FP17s Relating to Continuations	0	120	0.0%	0.9%	0.8%	1.1%
% of Patients satisfied with the dentistry they have received	1	1	N/A	90.0%	89.0%	91.5%
% of Patients satisfied with the time they had to wait for an appointment	1	1	N/A	87.4%	84.2%	87.9%

* This is based on patients treated on this contract for their most recent course of treatment. Figures in italics indicate the base number of FP17s or Patient Questionnaire responses are less than 100. N/A is shown where the base number of responses is less than 10 during the period. % is calculated as Quantity/Base number*100

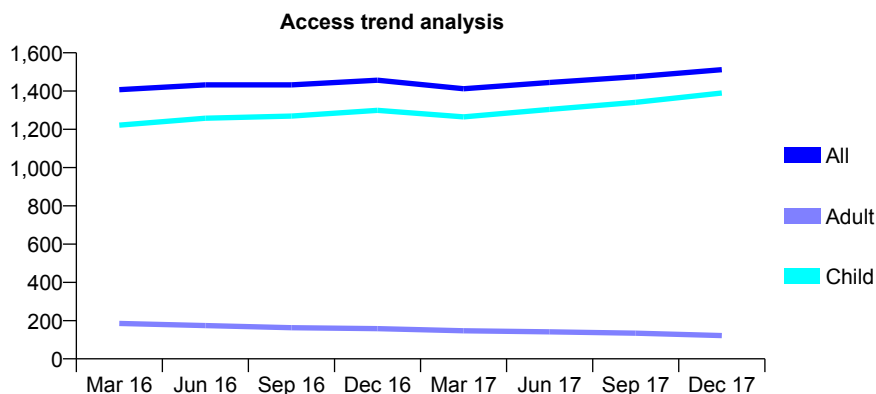
Q63 - Vital Signs At a Glance Contract Report for 114359/0001 - December 2017

Name or company name	Tradex Services Limited
Contract type name	GDS Contract
Purpose of contract	General
Contract start date	01/04/2009
Contract end date	

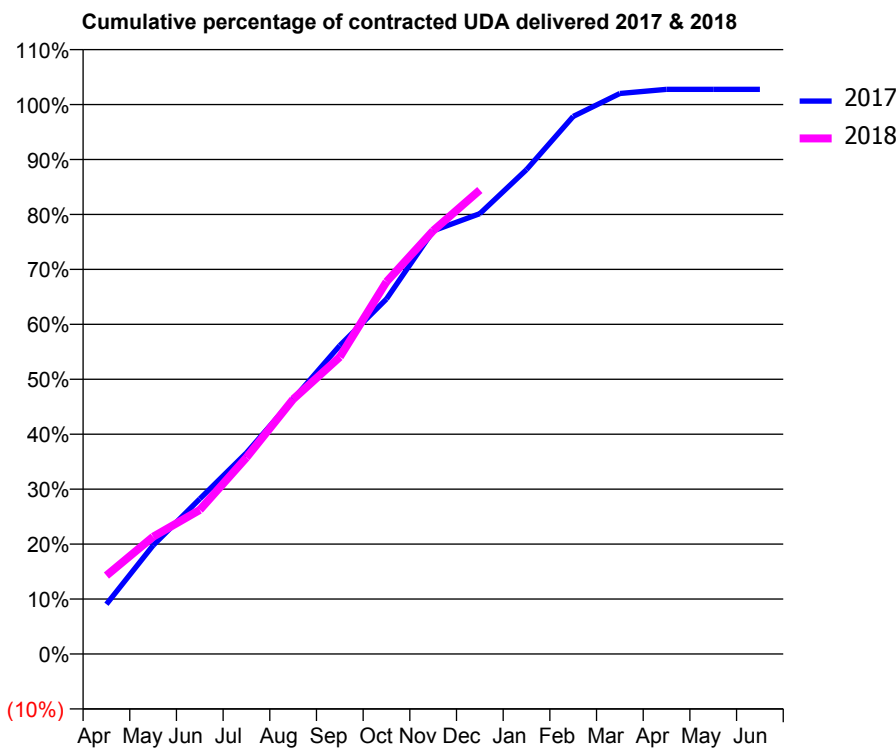
17/18 Contracted general activity (UDA)	2,400
Carry forward general activity (UDA)	-48
17/18 Contracted orthodontic activity (UOA)	0
Carry forward orthodontic activity (UOA)	0
Baseline contract value	£51,401.80

ACCESS*

Patients seen in 24 months	Total	Change since previous quarter
Quarter ending December 2016	1,457	
Quarter ending March 2017	1,412	↓
Quarter ending June 2017	1,445	↑
Quarter ending September 2017	1,475	↑
Quarter ending December 2017	1,512	↑
Variance since December 2016	3.8%	↑



ACTIVITY



Month	Adjusted Scheduled Activity (UDA)	
	2017	2018
April	218	343
May	474	512
June	677	629
July	879	858
August	1,113	1,112
September	1,347	1,298
October	1,551	1,626
November	1,848	1,849
December	1,923	2,026
January	2,116	
February	2,348	
March	2,448	
April	2,466	
May	2,466	
June	2,466	

QUALITY

	Quantity	Base Number	Contract	AT	Region	England
% of FP17s for the same patient ID Re-attending within 3 months - Children	92	1,380	6.7%	10.2%	11.6%	12.0%
% of FP17s for the same patient ID Re-attending within 3 months - Adults	0	30	0.0%	15.3%	16.7%	15.9%
% of FP17s for the same patient ID Re-attending between 3 & 9 months - Children	592	1,380	42.9%	48.0%	47.3%	58.0%
% of FP17s for the same patient ID Re-attending between 3 & 9 months - Adults	11	30	36.7%	38.2%	38.3%	50.5%
% of FP17s for Band 1 Urgent Courses	27	1,398	1.9%	10.0%	10.5%	9.0%
% of FP17s Relating to Free Repair or Replacements	0	1,398	0.0%	0.6%	0.6%	0.8%
% of FP17s Relating to Continuations	0	1,398	0.0%	0.9%	0.8%	1.1%
% of Patients satisfied with the dentistry they have received	0	0	N/A	90.0%	89.0%	91.5%
% of Patients satisfied with the time they had to wait for an appointment	0	0	N/A	87.4%	84.2%	87.9%

* This is based on patients treated on this contract for their most recent course of treatment. Figures in italics indicate the base number of FP17s or Patient Questionnaire responses are less than 100. N/A is shown where the base number of responses is less than 10 during the period. % is calculated as Quantity/Base number*100

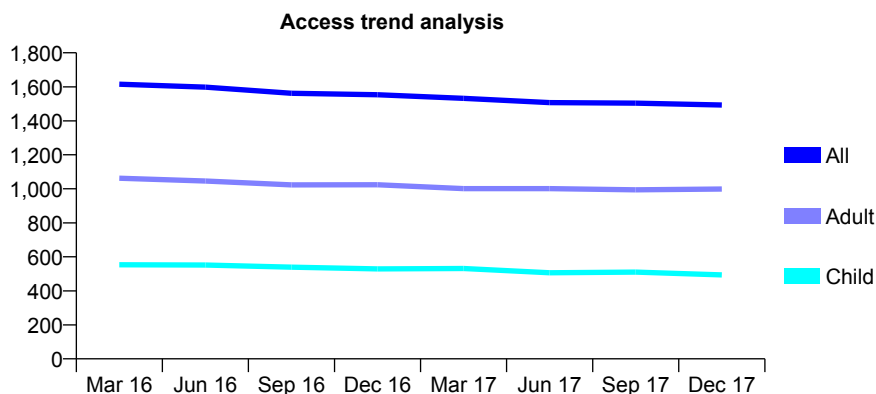
Q63 - Vital Signs At a Glance Contract Report for 114499/0001 - December 2017

Name or company name	Bywood Dental Practice
Contract type name	GDS Contract
Purpose of contract	General
Contract start date	03/08/2009
Contract end date	

17/18 Contracted general activity (UDA)	5,716
Carry forward general activity (UDA)	0
17/18 Contracted orthodontic activity (UOA)	0
Carry forward orthodontic activity (UOA)	0
Baseline contract value	£162,784.94

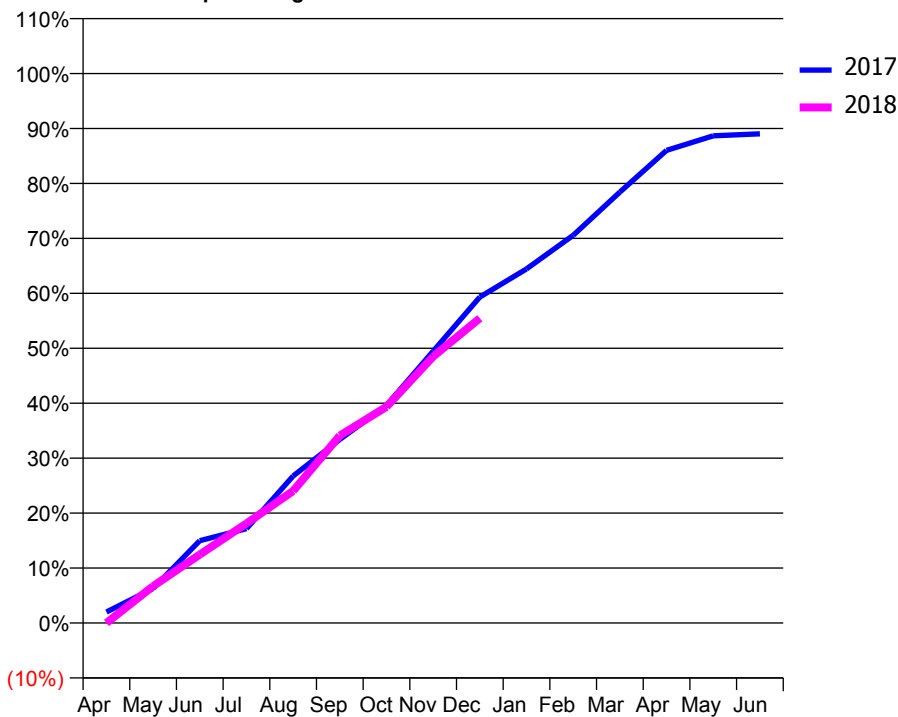
ACCESS*

Patients seen in 24 months	Total	Change since previous quarter
Quarter ending December 2016	1,553	
Quarter ending March 2017	1,532	↓
Quarter ending June 2017	1,507	↓
Quarter ending September 2017	1,504	→
Quarter ending December 2017	1,493	→
Variance since December 2016	(3.9%)	↓



ACTIVITY

Cumulative percentage of contracted UDA delivered 2017 & 2018



Month	Adjusted Scheduled Activity (UDA)	
	2017	2018
April	114	0
May	360	384
June	857	712
July	982	1,035
August	1,529	1,374
September	1,909	1,950
October	2,264	2,250
November	2,827	2,772
December	3,391	3,170
January	3,683	
February	4,033	
March	4,482	
April	4,916	
May	5,068	
June	5,088	

QUALITY

	Quantity	Base Number	Contract	AT	Region	England
% of FP17s for the same patient ID Re-attending within 3 months - Children	44	580	7.6%	10.2%	11.6%	12.0%
% of FP17s for the same patient ID Re-attending within 3 months - Adults	200	1,059	18.9%	15.3%	16.7%	15.9%
% of FP17s for the same patient ID Re-attending between 3 & 9 months - Children	377	580	65.0%	48.0%	47.3%	58.0%
% of FP17s for the same patient ID Re-attending between 3 & 9 months - Adults	543	1,059	51.3%	38.2%	38.3%	50.5%
% of FP17s for Band 1 Urgent Courses	155	1,400	11.1%	10.0%	10.5%	9.0%
% of FP17s Relating to Free Repair or Replacements	14	1,400	1.0%	0.6%	0.6%	0.8%
% of FP17s Relating to Continuations	6	1,400	0.4%	0.9%	0.8%	1.1%
% of Patients satisfied with the dentistry they have received	0	0	N/A	90.0%	89.0%	91.5%
% of Patients satisfied with the time they had to wait for an appointment	0	0	N/A	87.4%	84.2%	87.9%

* This is based on patients treated on this contract for their most recent course of treatment. Figures in italics indicate the base number of FP17s or Patient Questionnaire responses are less than 100. N/A is shown where the base number of responses is less than 10 during the period. % is calculated as Quantity/Base number*100

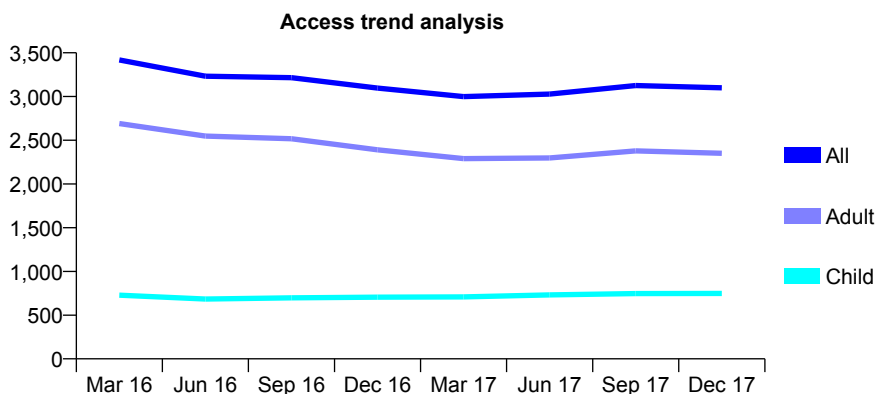
Q63 - Vital Signs At a Glance Contract Report for 115428/0001 - December 2017

Name or company name	Norwood dental care
Contract type name	GDS Contract
Purpose of contract	General
Contract start date	01/11/2013
Contract end date	

17/18 Contracted general activity (UDA)	10,504
Carry forward general activity (UDA)	-210
17/18 Contracted orthodontic activity (UOA)	0
Carry forward orthodontic activity (UOA)	0
Baseline contract value	£354,046.98

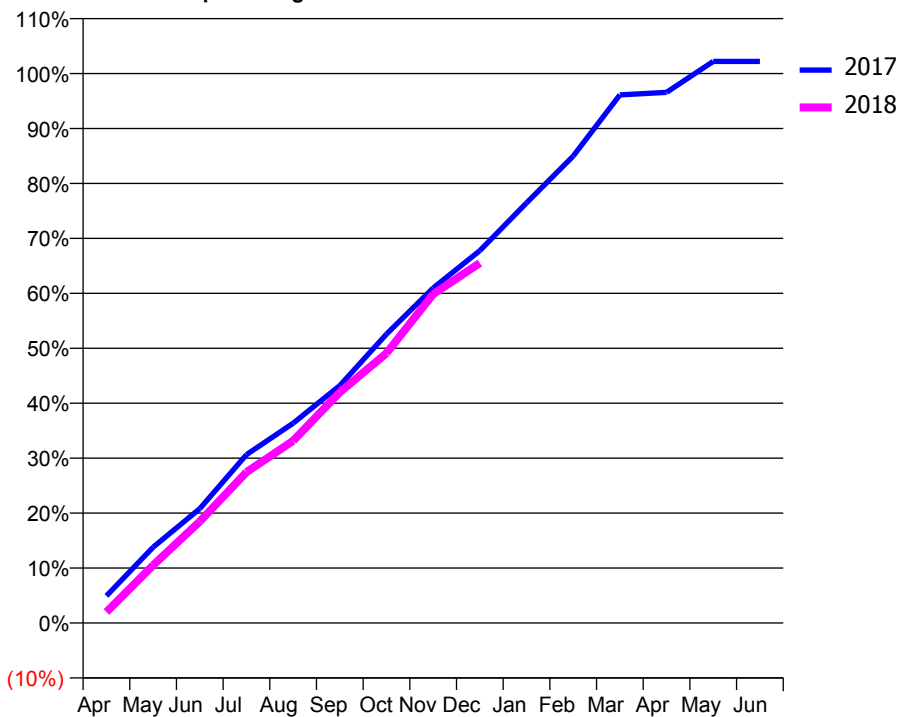
ACCESS*

Patients seen in 24 months	Total	Change since previous quarter
Quarter ending December 2016	3,096	
Quarter ending March 2017	2,999	↓
Quarter ending June 2017	3,028	→
Quarter ending September 2017	3,126	↑
Quarter ending December 2017	3,099	→
Variance since December 2016	0.1%	→



ACTIVITY

Cumulative percentage of contracted UDA delivered 2017 & 2018



Month	Adjusted Scheduled Activity (UDA)	
	2017	2018
April	519	210
May	1,449	1,104
June	2,186	1,941
July	3,217	2,884
August	3,820	3,483
September	4,539	4,411
October	5,523	5,157
November	6,404	6,287
December	7,118	6,882
January	8,029	
February	8,926	
March	10,095	
April	10,143	
May	10,736	
June	10,735	

QUALITY

	Quantity	Base Number	Contract	AT	Region	England
% of FP17s for the same patient ID Re-attending within 3 months - Children	39	625	6.2%	10.2%	11.6%	12.0%
% of FP17s for the same patient ID Re-attending within 3 months - Adults	234	1,661	14.1%	15.3%	16.7%	15.9%
% of FP17s for the same patient ID Re-attending between 3 & 9 months - Children	249	625	39.8%	48.0%	47.3%	58.0%
% of FP17s for the same patient ID Re-attending between 3 & 9 months - Adults	479	1,661	28.8%	38.2%	38.3%	50.5%
% of FP17s for Band 1 Urgent Courses	274	2,128	12.9%	10.0%	10.5%	9.0%
% of FP17s Relating to Free Repair or Replacements	0	2,128	0.0%	0.6%	0.6%	0.8%
% of FP17s Relating to Continuations	14	2,128	0.7%	0.9%	0.8%	1.1%
% of Patients satisfied with the dentistry they have received	2	3	N/A	90.0%	89.0%	91.5%
% of Patients satisfied with the time they had to wait for an appointment	3	3	N/A	87.4%	84.2%	87.9%

* This is based on patients treated on this contract for their most recent course of treatment. Figures in italics indicate the base number of FP17s or Patient Questionnaire responses are less than 100. N/A is shown where the base number of responses is less than 10 during the period. % is calculated as Quantity/Base number*100

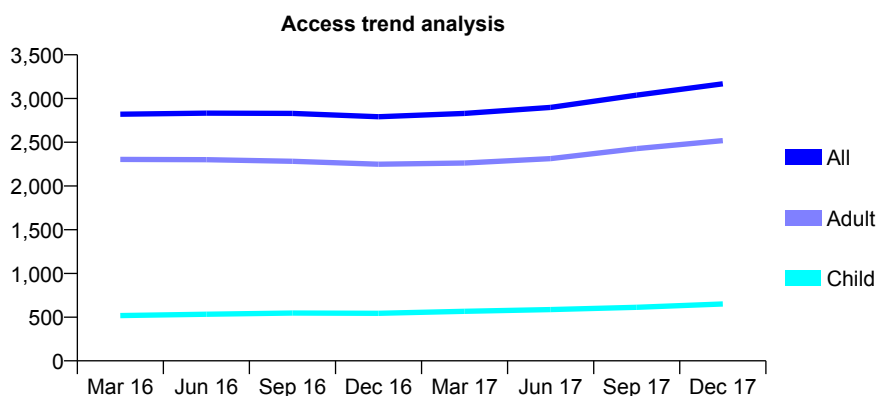
Q63 - Vital Signs At a Glance Contract Report for 115630/0001 - December 2017

Name or company name	Birwood Dental Care Ltd
Contract type name	GDS Contract
Purpose of contract	General
Contract start date	01/08/2011
Contract end date	

17/18 Contracted general activity (UDA)	9,347
Carry forward general activity (UDA)	161
17/18 Contracted orthodontic activity (UOA)	0
Carry forward orthodontic activity (UOA)	0
Baseline contract value	£212,253.83

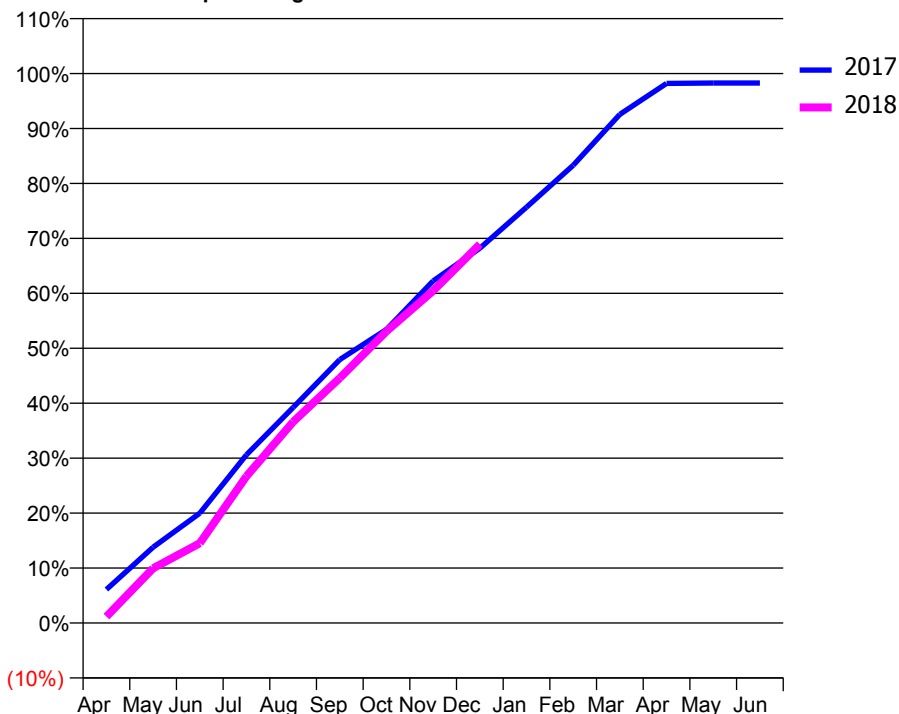
ACCESS*

Patients seen in 24 months	Total	Change since previous quarter
Quarter ending December 2016	2,792	
Quarter ending March 2017	2,829	→
Quarter ending June 2017	2,899	↑
Quarter ending September 2017	3,039	↑
Quarter ending December 2017	3,168	↑
Variance since December 2016	13.5%	↑



ACTIVITY

Cumulative percentage of contracted UDA delivered 2017 & 2018



Month	Adjusted Scheduled Activity (UDA)	
	2017	2018
April	571	110
May	1,288	932
June	1,869	1,358
July	2,861	2,495
August	3,666	3,422
September	4,480	4,168
October	4,994	4,962
November	5,819	5,651
December	6,375	6,442
January	7,072	
February	7,785	
March	8,653	
April	9,178	
May	9,185	
June	9,186	

QUALITY

	Quantity	Base Number	Contract	AT	Region	England
% of FP17s for the same patient ID Re-attending within 3 months - Children	54	737	7.3%	10.2%	11.6%	12.0%
% of FP17s for the same patient ID Re-attending within 3 months - Adults	472	2,635	17.9%	15.3%	16.7%	15.9%
% of FP17s for the same patient ID Re-attending between 3 & 9 months - Children	436	737	59.2%	48.0%	47.3%	58.0%
% of FP17s for the same patient ID Re-attending between 3 & 9 months - Adults	967	2,635	36.7%	38.2%	38.3%	50.5%
% of FP17s for Band 1 Urgent Courses	151	3,151	4.8%	10.0%	10.5%	9.0%
% of FP17s Relating to Free Repair or Replacements	88	3,151	2.8%	0.6%	0.6%	0.8%
% of FP17s Relating to Continuations	166	3,151	5.3%	0.9%	0.8%	1.1%
% of Patients satisfied with the dentistry they have received	3	3	N/A	90.0%	89.0%	91.5%
% of Patients satisfied with the time they had to wait for an appointment	3	3	N/A	87.4%	84.2%	87.9%

* This is based on patients treated on this contract for their most recent course of treatment. Figures in italics indicate the base number of FP17s or Patient Questionnaire responses are less than 100. N/A is shown where the base number of responses is less than 10 during the period. % is calculated as Quantity/Base number*100

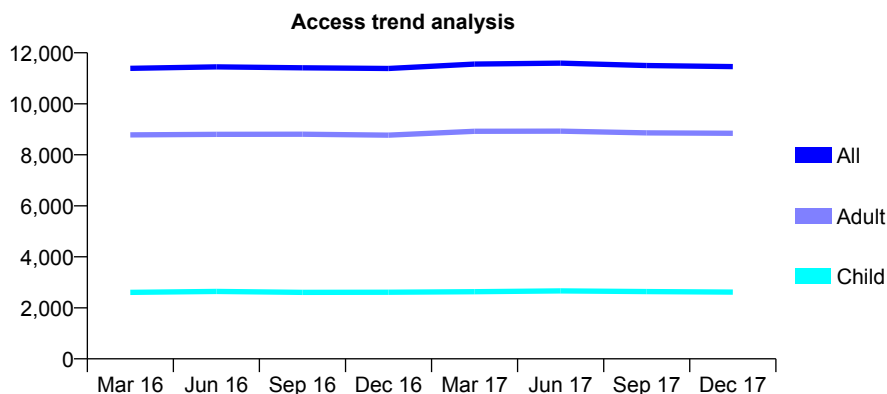
Q63 - Vital Signs At a Glance Contract Report for 115681/0001 - December 2017

Name or company name	Bateman, Knight & McConnell
Contract type name	GDS Contract
Purpose of contract	General
Contract start date	01/04/2008
Contract end date	

17/18 Contracted general activity (UDA)	34,610
Carry forward general activity (UDA)	818
17/18 Contracted orthodontic activity (UOA)	0
Carry forward orthodontic activity (UOA)	0
Baseline contract value	£897,848.76

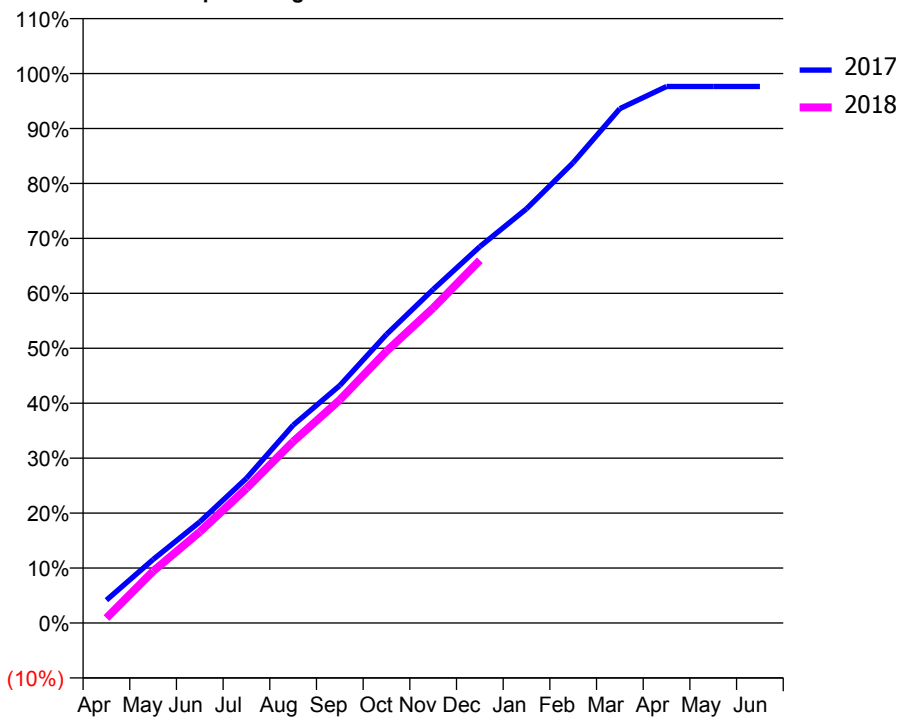
ACCESS*

Patients seen in 24 months	Total	Change since previous quarter
Quarter ending December 2016	11,384	
Quarter ending March 2017	11,556	→
Quarter ending June 2017	11,593	→
Quarter ending September 2017	11,500	→
Quarter ending December 2017	11,461	→
Variance since December 2016	0.7%	→



ACTIVITY

Cumulative percentage of contracted UDA delivered 2017 & 2018



Month	Adjusted Scheduled Activity (UDA)	
	2017	2018
April	1,444	313
May	4,004	3,266
June	6,367	5,738
July	9,115	8,476
August	12,460	11,424
September	14,962	14,057
October	18,175	17,122
November	21,012	19,838
December	23,706	22,850
January	26,090	
February	28,997	
March	32,395	
April	33,792	
May	33,792	
June	33,792	

QUALITY

	Quantity	Base Number	Contract	AT	Region	England
% of FP17s for the same patient ID Re-attending within 3 months - Children	145	2,380	6.1%	10.2%	11.6%	12.0%
% of FP17s for the same patient ID Re-attending within 3 months - Adults	1,387	7,461	18.6%	15.3%	16.7%	15.9%
% of FP17s for the same patient ID Re-attending between 3 & 9 months - Children	883	2,380	37.1%	48.0%	47.3%	58.0%
% of FP17s for the same patient ID Re-attending between 3 & 9 months - Adults	2,325	7,461	31.2%	38.2%	38.3%	50.5%
% of FP17s for Band 1 Urgent Courses	1,085	9,364	11.6%	10.0%	10.5%	9.0%
% of FP17s Relating to Free Repair or Replacements	167	9,364	1.8%	0.6%	0.6%	0.8%
% of FP17s Relating to Continuations	260	9,364	2.8%	0.9%	0.8%	1.1%
% of Patients satisfied with the dentistry they have received	8	8	N/A	90.0%	89.0%	91.5%
% of Patients satisfied with the time they had to wait for an appointment	7	8	N/A	87.4%	84.2%	87.9%

* This is based on patients treated on this contract for their most recent course of treatment. Figures in italics indicate the base number of FP17s or Patient Questionnaire responses are less than 100. N/A is shown where the base number of responses is less than 10 during the period. % is calculated as Quantity/Base number*100

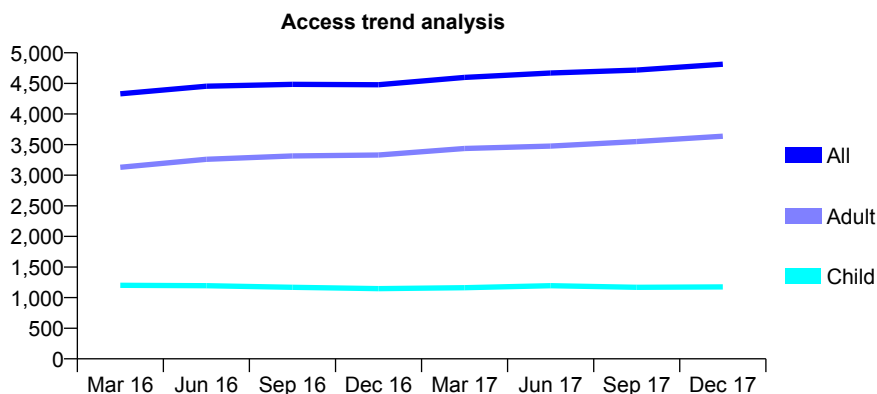
Q63 - Vital Signs At a Glance Contract Report for 116890/0001 - December 2017

Name or company name	Mr P S Photay and Miss S R Photay
Contract type name	PDS Contract
Purpose of contract	General
Contract start date	01/12/2007
Contract end date	31/03/2018

17/18 Contracted general activity (UDA)	17,510
Carry forward general activity (UDA)	-350
17/18 Contracted orthodontic activity (UOA)	0
Carry forward orthodontic activity (UOA)	0
Baseline contract value	£515,184.59

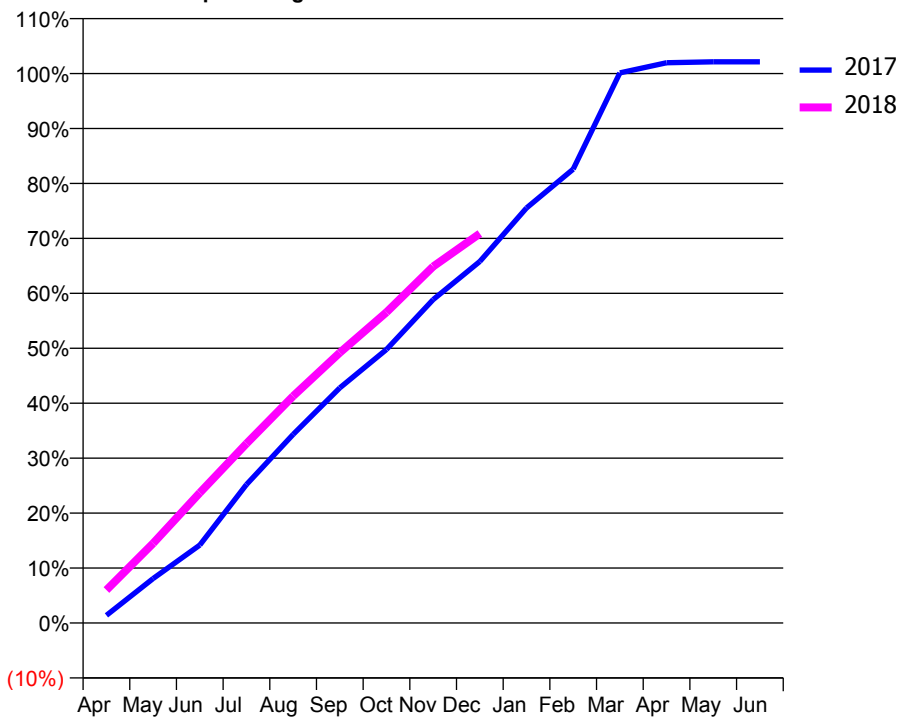
ACCESS*

Patients seen in 24 months	Total	Change since previous quarter
Quarter ending December 2016	4,479	
Quarter ending March 2017	4,599	↑
Quarter ending June 2017	4,670	→
Quarter ending September 2017	4,718	→
Quarter ending December 2017	4,813	↑
Variance since December 2016	7.5%	↑



ACTIVITY

Cumulative percentage of contracted UDA delivered 2017 & 2018



Month	Adjusted Scheduled Activity (UDA)	
	2017	2018
April	243	1,051
May	1,416	2,538
June	2,485	4,151
July	4,414	5,719
August	6,011	7,228
September	7,495	8,617
October	8,718	9,904
November	10,306	11,361
December	11,521	12,409
January	13,227	
February	14,463	
March	17,530	
April	17,851	
May	17,881	
June	17,884	

QUALITY

	Quantity	Base Number	Contract	AT	Region	England
% of FP17s for the same patient ID Re-attending within 3 months - Children	71	924	7.7%	10.2%	11.6%	12.0%
% of FP17s for the same patient ID Re-attending within 3 months - Adults	380	2,484	15.3%	15.3%	16.7%	15.9%
% of FP17s for the same patient ID Re-attending between 3 & 9 months - Children	314	924	34.0%	48.0%	47.3%	58.0%
% of FP17s for the same patient ID Re-attending between 3 & 9 months - Adults	641	2,484	25.8%	38.2%	38.3%	50.5%
% of FP17s for Band 1 Urgent Courses	287	3,280	8.8%	10.0%	10.5%	9.0%
% of FP17s Relating to Free Repair or Replacements	0	3,280	0.0%	0.6%	0.6%	0.8%
% of FP17s Relating to Continuations	45	3,280	1.4%	0.9%	0.8%	1.1%
% of Patients satisfied with the dentistry they have received	4	4	N/A	90.0%	89.0%	91.5%
% of Patients satisfied with the time they had to wait for an appointment	4	4	N/A	87.4%	84.2%	87.9%

* This is based on patients treated on this contract for their most recent course of treatment. Figures in italics indicate the base number of FP17s or Patient Questionnaire responses are less than 100. N/A is shown where the base number of responses is less than 10 during the period. % is calculated as Quantity/Base number*100

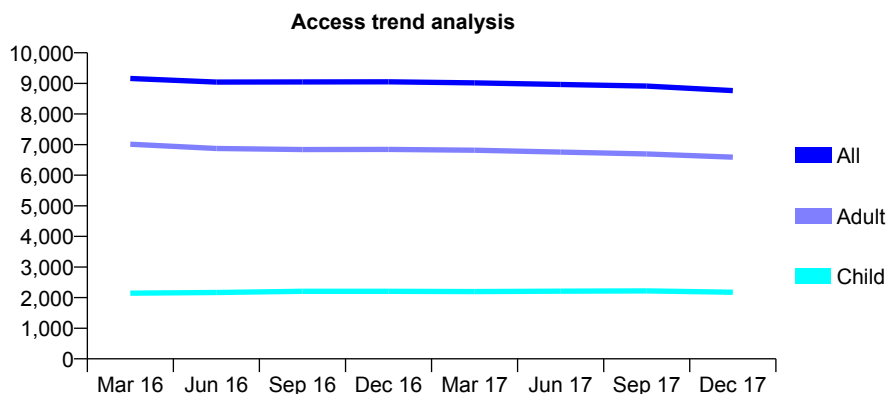
Q63 - Vital Signs At a Glance Contract Report for 117048/0001 - December 2017

Name or company name	Dental Care Centre Ltd
Contract type name	GDS Contract
Purpose of contract	General
Contract start date	01/09/2009
Contract end date	

17/18 Contracted general activity (UDA)	33,034
Carry forward general activity (UDA)	114
17/18 Contracted orthodontic activity (UOA)	0
Carry forward orthodontic activity (UOA)	0
Baseline contract value	£919,993.49

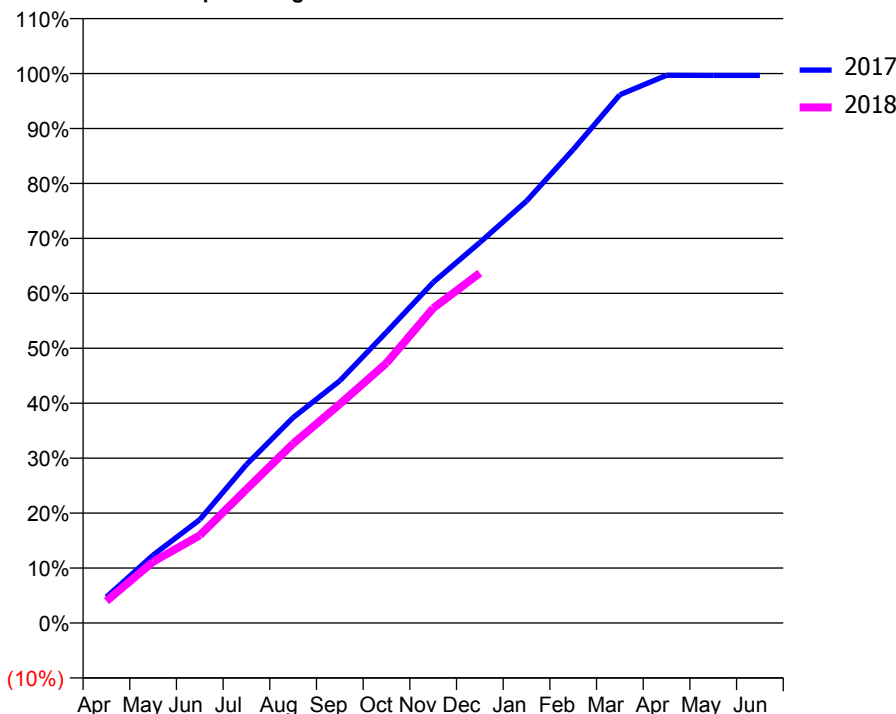
ACCESS*

Patients seen in 24 months	Total	Change since previous quarter
Quarter ending December 2016	9,051	
Quarter ending March 2017	9,019	→
Quarter ending June 2017	8,966	→
Quarter ending September 2017	8,913	→
Quarter ending December 2017	8,764	↓
Variance since December 2016	(3.2%)	↓



ACTIVITY

Cumulative percentage of contracted UDA delivered 2017 & 2018



Month	Adjusted Scheduled Activity (UDA)	
	2017	2018
April	1,561	1,318
May	4,086	3,684
June	6,214	5,267
July	9,525	8,042
August	12,347	10,785
September	14,558	13,159
October	17,489	15,628
November	20,474	18,921
December	22,877	21,040
January	25,369	
February	28,464	
March	31,758	
April	32,931	
May	32,920	
June	32,920	

QUALITY

	Quantity	Base Number	Contract	AT	Region	England
% of FP17s for the same patient ID Re-attending within 3 months - Children	156	2,322	6.7%	10.2%	11.6%	12.0%
% of FP17s for the same patient ID Re-attending within 3 months - Adults	911	6,062	15.0%	15.3%	16.7%	15.9%
% of FP17s for the same patient ID Re-attending between 3 & 9 months - Children	1,433	2,322	61.7%	48.0%	47.3%	58.0%
% of FP17s for the same patient ID Re-attending between 3 & 9 months - Adults	2,888	6,062	47.6%	38.2%	38.3%	50.5%
% of FP17s for Band 1 Urgent Courses	946	7,988	11.8%	10.0%	10.5%	9.0%
% of FP17s Relating to Free Repair or Replacements	107	7,988	1.3%	0.6%	0.6%	0.8%
% of FP17s Relating to Continuations	14	7,988	0.2%	0.9%	0.8%	1.1%
% of Patients satisfied with the dentistry they have received	3	4	N/A	90.0%	89.0%	91.5%
% of Patients satisfied with the time they had to wait for an appointment	2	4	N/A	87.4%	84.2%	87.9%

* This is based on patients treated on this contract for their most recent course of treatment. Figures in italics indicate the base number of FP17s or Patient Questionnaire responses are less than 100. N/A is shown where the base number of responses is less than 10 during the period. % is calculated as Quantity/Base number*100

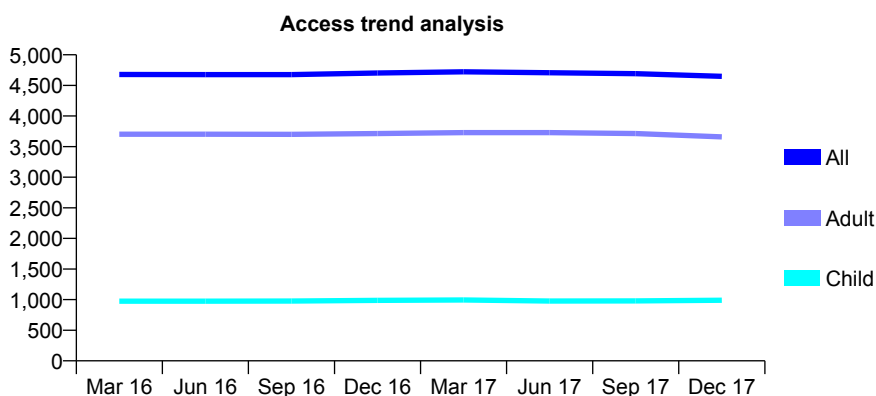
Q63 - Vital Signs At a Glance Contract Report for 117471/0001 - December 2017

Name or company name	Summerstown Dental Centre Limited
Contract type name	Pilot Contract
Purpose of contract	General and Orthodontic
Contract start date	01/06/2010
Contract end date	

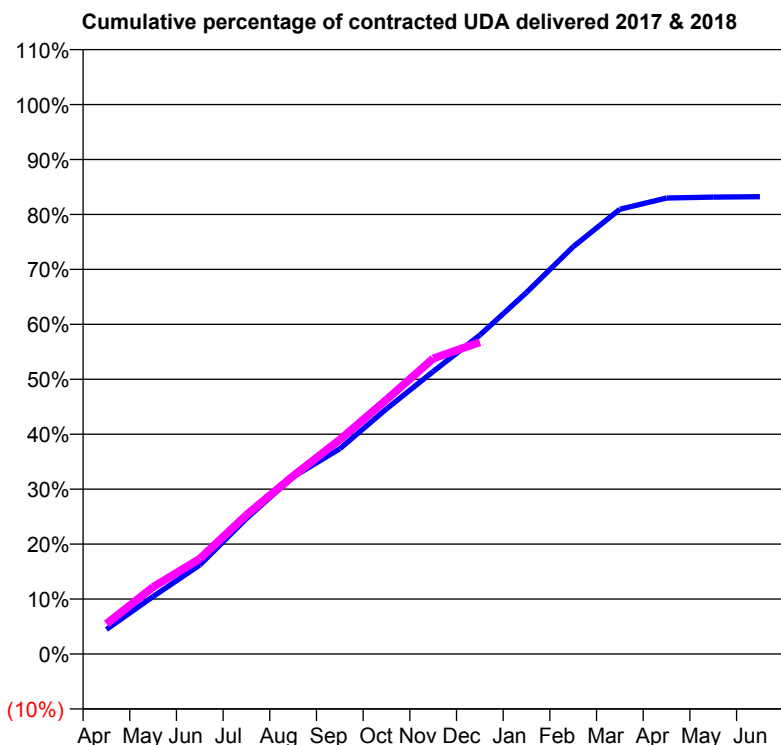
17/18 Contracted general activity (UDA)	11,000
Carry forward general activity (UDA)	0
17/18 Contracted orthodontic activity (UOA)	240
Carry forward orthodontic activity (UOA)	0
Baseline contract value	£339,572.22

ACCESS*

Patients seen in 24 months	Total	Change since previous quarter
Quarter ending December 2016	4,703	
Quarter ending March 2017	4,722	→
Quarter ending June 2017	4,707	→
Quarter ending September 2017	4,692	→
Quarter ending December 2017	4,648	→
Variance since December 2016	(1.2%)	↓



ACTIVITY



Month	Adjusted Scheduled Activity (UDA)	
	2017	2018
April	493	605
May	1,151	1,342
June	1,782	1,907
July	2,714	2,784
August	3,547	3,566
September	4,109	4,291
October	4,907	5,092
November	5,655	5,917
December	6,383	6,242
January	7,239	
February	8,153	
March	8,903	
April	9,127	
May	9,146	
June	9,155	

QUALITY

	Quantity	Base Number	Contract	AT	Region	England
% of FP17s for the same patient ID Re-attending within 3 months - Children	80	871	9.2%	10.2%	11.6%	12.0%
% of FP17s for the same patient ID Re-attending within 3 months - Adults	355	2,596	13.7%	15.3%	16.7%	15.9%
% of FP17s for the same patient ID Re-attending between 3 & 9 months - Children	354	871	40.6%	48.0%	47.3%	58.0%
% of FP17s for the same patient ID Re-attending between 3 & 9 months - Adults	717	2,596	27.6%	38.2%	38.3%	50.5%
% of FP17s for Band 1 Urgent Courses	341	2,859	11.9%	10.0%	10.5%	9.0%
% of FP17s Relating to Free Repair or Replacements	4	2,859	0.1%	0.6%	0.6%	0.8%
% of FP17s Relating to Continuations	15	2,859	0.5%	0.9%	0.8%	1.1%
% of Patients satisfied with the dentistry they have received	3	3	N/A	90.0%	89.0%	91.5%
% of Patients satisfied with the time they had to wait for an appointment	3	3	N/A	87.4%	84.2%	87.9%

* This is based on patients treated on this contract for their most recent course of treatment. Figures in italics indicate the base number of FP17s or Patient Questionnaire responses are less than 100. N/A is shown where the base number of responses is less than 10 during the period. % is calculated as Quantity/Base number*100

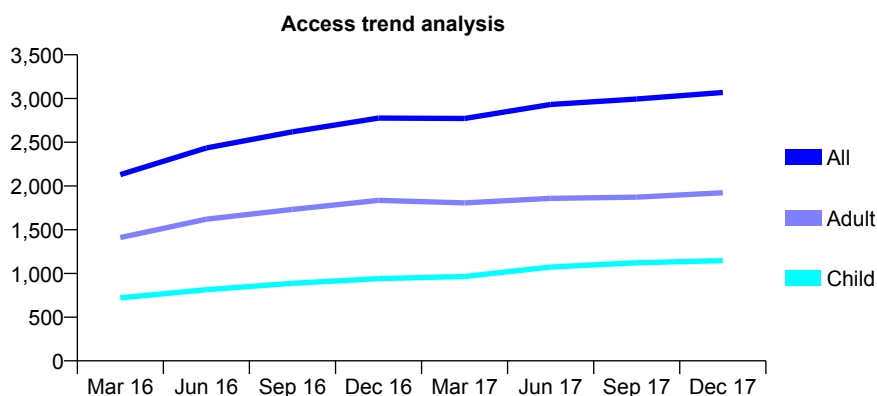
Q63 - Vital Signs At a Glance Contract Report for 117862/0001 - December 2017

Name or company name	Love Teeth Dental Practice
Contract type name	GDS Contract
Purpose of contract	General
Contract start date	01/09/2014
Contract end date	

17/18 Contracted general activity (UDA)	5,979
Carry forward general activity (UDA)	-120
17/18 Contracted orthodontic activity (UOA)	0
Carry forward orthodontic activity (UOA)	0
Baseline contract value	£175,887.39

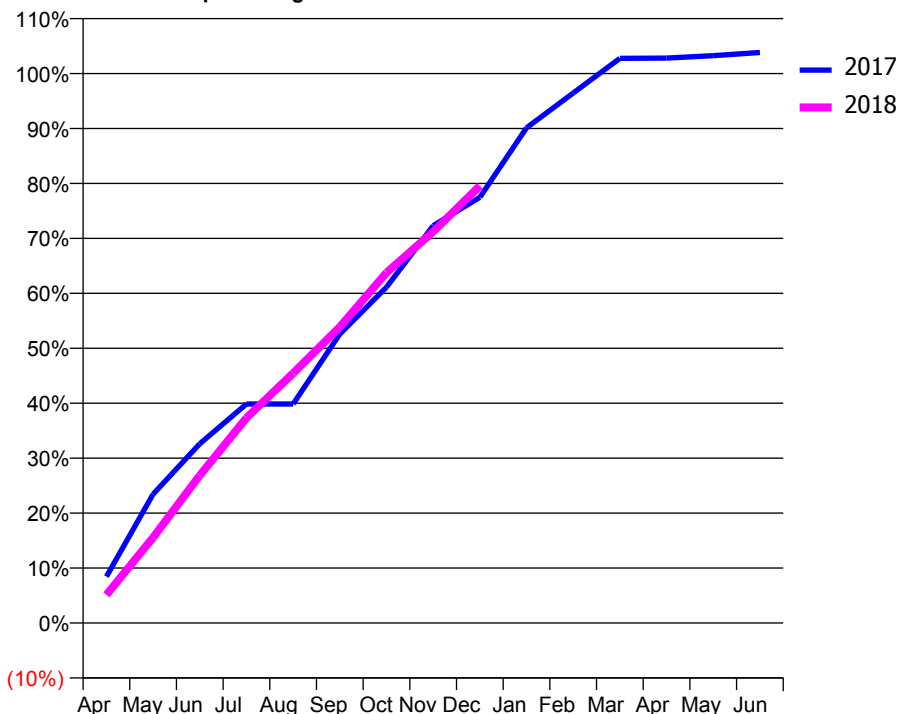
ACCESS*

Patients seen in 24 months	Total	Change since previous quarter
Quarter ending December 2016	2,776	
Quarter ending March 2017	2,772	→
Quarter ending June 2017	2,932	↑
Quarter ending September 2017	2,994	↑
Quarter ending December 2017	3,069	↑
Variance since December 2016	10.6%	↑



ACTIVITY

Cumulative percentage of contracted UDA delivered 2017 & 2018



Month	Adjusted Scheduled Activity (UDA)	
	2017	2018
April	505	307
May	1,402	931
June	1,951	1,607
July	2,383	2,233
August	2,383	2,718
September	3,145	3,221
October	3,655	3,812
November	4,324	4,258
December	4,632	4,757
January	5,388	
February	5,767	
March	6,144	
April	6,146	
May	6,173	
June	6,208	

QUALITY

	Quantity	Base Number	Contract	AT	Region	England
% of FP17s for the same patient ID Re-attending within 3 months - Children	57	971	5.9%	10.2%	11.6%	12.0%
% of FP17s for the same patient ID Re-attending within 3 months - Adults	124	1,278	9.7%	15.3%	16.7%	15.9%
% of FP17s for the same patient ID Re-attending between 3 & 9 months - Children	282	971	29.0%	48.0%	47.3%	58.0%
% of FP17s for the same patient ID Re-attending between 3 & 9 months - Adults	216	1,278	16.9%	38.2%	38.3%	50.5%
% of FP17s for Band 1 Urgent Courses	234	2,213	10.6%	10.0%	10.5%	9.0%
% of FP17s Relating to Free Repair or Replacements	0	2,213	0.0%	0.6%	0.6%	0.8%
% of FP17s Relating to Continuations	17	2,213	0.8%	0.9%	0.8%	1.1%
% of Patients satisfied with the dentistry they have received	2	3	N/A	90.0%	89.0%	91.5%
% of Patients satisfied with the time they had to wait for an appointment	2	3	N/A	87.4%	84.2%	87.9%

* This is based on patients treated on this contract for their most recent course of treatment. Figures in italics indicate the base number of FP17s or Patient Questionnaire responses are less than 100. N/A is shown where the base number of responses is less than 10 during the period. % is calculated as Quantity/Base number*100

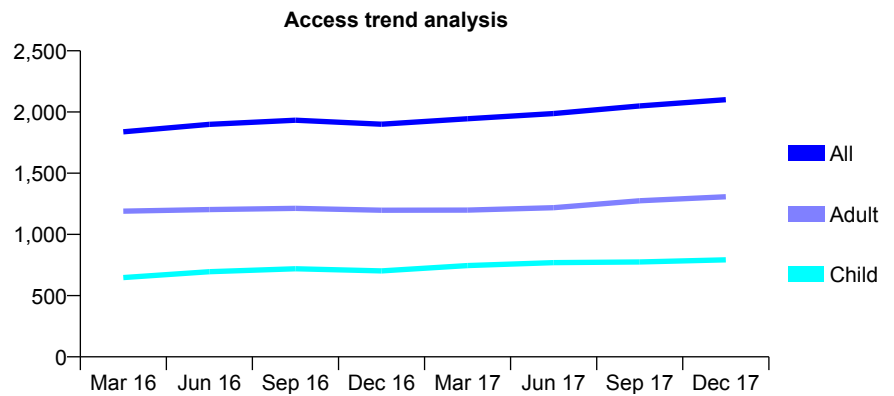
Q63 - Vital Signs At a Glance Contract Report for 118125/0001 - December 2017

Name or company name	Honor Oak Dental Care
Contract type name	GDS Contract
Purpose of contract	General
Contract start date	01/10/2013
Contract end date	

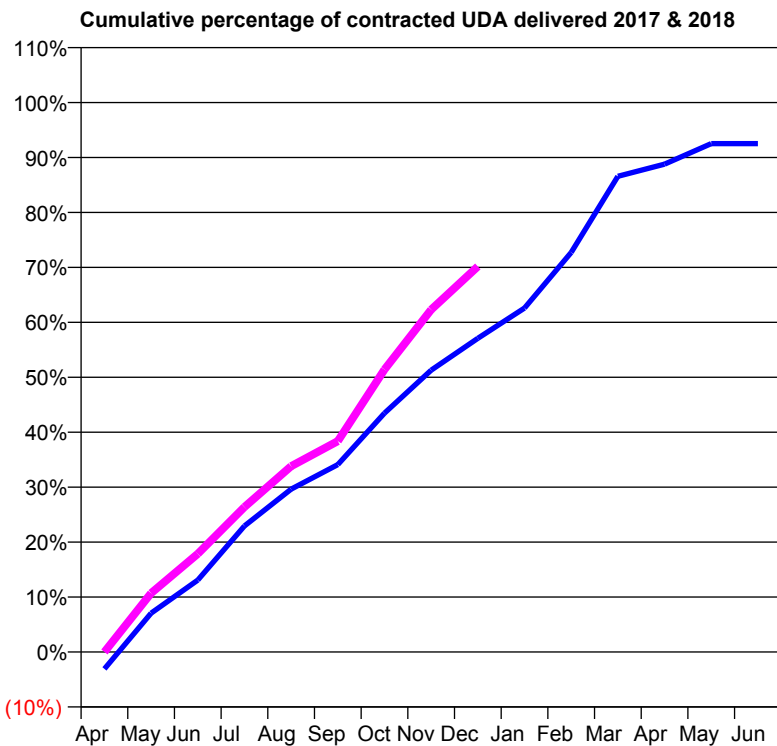
17/18 Contracted general activity (UDA)	6,372
Carry forward general activity (UDA)	0
17/18 Contracted orthodontic activity (UOA)	0
Carry forward orthodontic activity (UOA)	0
Baseline contract value	£239,834.95

ACCESS*

Patients seen in 24 months	Total	Change since previous quarter
Quarter ending December 2016	1,900	
Quarter ending March 2017	1,945	↑
Quarter ending June 2017	1,988	↑
Quarter ending September 2017	2,050	↑
Quarter ending December 2017	2,101	↑
Variance since December 2016	10.6%	↑



ACTIVITY



Month	Adjusted Scheduled Activity (UDA)	
	2017	2018
April	-198	0
May	451	683
June	835	1,140
July	1,462	1,681
August	1,889	2,155
September	2,173	2,445
October	2,770	3,276
November	3,268	3,970
December	3,638	4,471
January	3,989	
February	4,633	
March	5,517	
April	5,657	
May	5,895	
June	5,895	

QUALITY

	Quantity	Base Number	Contract	AT	Region	England
% of FP17s for the same patient ID Re-attending within 3 months - Children	46	712	6.5%	10.2%	11.6%	12.0%
% of FP17s for the same patient ID Re-attending within 3 months - Adults	115	1,012	11.4%	15.3%	16.7%	15.9%
% of FP17s for the same patient ID Re-attending between 3 & 9 months - Children	341	712	47.9%	48.0%	47.3%	58.0%
% of FP17s for the same patient ID Re-attending between 3 & 9 months - Adults	333	1,012	32.9%	38.2%	38.3%	50.5%
% of FP17s for Band 1 Urgent Courses	142	1,627	8.7%	10.0%	10.5%	9.0%
% of FP17s Relating to Free Repair or Replacements	0	1,627	0.0%	0.6%	0.6%	0.8%
% of FP17s Relating to Continuations	22	1,627	1.4%	0.9%	0.8%	1.1%
% of Patients satisfied with the dentistry they have received	0	0	N/A	90.0%	89.0%	91.5%
% of Patients satisfied with the time they had to wait for an appointment	0	0	N/A	87.4%	84.2%	87.9%

* This is based on patients treated on this contract for their most recent course of treatment. Figures in italics indicate the base number of FP17s or Patient Questionnaire responses are less than 100. N/A is shown where the base number of responses is less than 10 during the period. % is calculated as Quantity/Base number*100

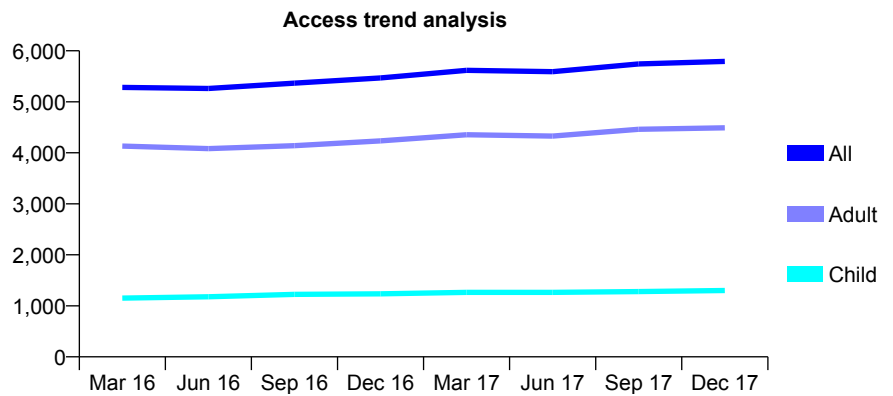
Q63 - Vital Signs At a Glance Contract Report for 118257/0001 - December 2017

Name or company name	Perfect Smile Surgery Ltd.
Contract type name	GDS Contract
Purpose of contract	General
Contract start date	01/07/2007
Contract end date	

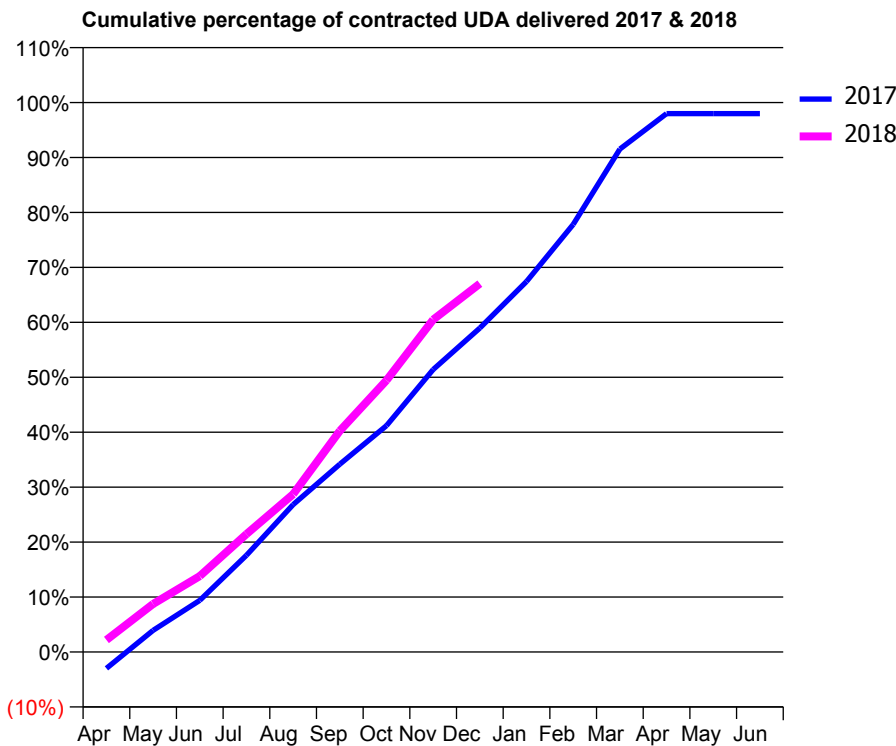
17/18 Contracted general activity (UDA)	16,200
Carry forward general activity (UDA)	329
17/18 Contracted orthodontic activity (UOA)	0
Carry forward orthodontic activity (UOA)	0
Baseline contract value	£443,099.81

ACCESS*

Patients seen in 24 months	Total	Change since previous quarter
Quarter ending December 2016	5,468	
Quarter ending March 2017	5,618	↑
Quarter ending June 2017	5,592	→
Quarter ending September 2017	5,742	↑
Quarter ending December 2017	5,791	→
Variance since December 2016	5.9%	↑



ACTIVITY



Month	Adjusted Scheduled Activity (UDA)	
	2017	2018
April	-484	356
May	638	1,418
June	1,524	2,238
July	2,853	3,478
August	4,348	4,654
September	5,539	6,520
October	6,673	8,010
November	8,328	9,798
December	9,551	10,860
January	10,923	
February	12,605	
March	14,827	
April	15,871	
May	15,871	
June	15,871	

QUALITY

	Quantity	Base Number	Contract	AT	Region	England
% of FP17s for the same patient ID Re-attending within 3 months - Children	88	1,145	7.7%	10.2%	11.6%	12.0%
% of FP17s for the same patient ID Re-attending within 3 months - Adults	487	3,225	15.1%	15.3%	16.7%	15.9%
% of FP17s for the same patient ID Re-attending between 3 & 9 months - Children	506	1,145	44.2%	48.0%	47.3%	58.0%
% of FP17s for the same patient ID Re-attending between 3 & 9 months - Adults	840	3,225	26.0%	38.2%	38.3%	50.5%
% of FP17s for Band 1 Urgent Courses	673	4,043	16.6%	10.0%	10.5%	9.0%
% of FP17s Relating to Free Repair or Replacements	25	4,043	0.6%	0.6%	0.6%	0.8%
% of FP17s Relating to Continuations	33	4,043	0.8%	0.9%	0.8%	1.1%
% of Patients satisfied with the dentistry they have received	4	4	N/A	90.0%	89.0%	91.5%
% of Patients satisfied with the time they had to wait for an appointment	4	4	N/A	87.4%	84.2%	87.9%

* This is based on patients treated on this contract for their most recent course of treatment. Figures in italics indicate the base number of FP17s or Patient Questionnaire responses are less than 100. N/A is shown where the base number of responses is less than 10 during the period. % is calculated as Quantity/Base number*100

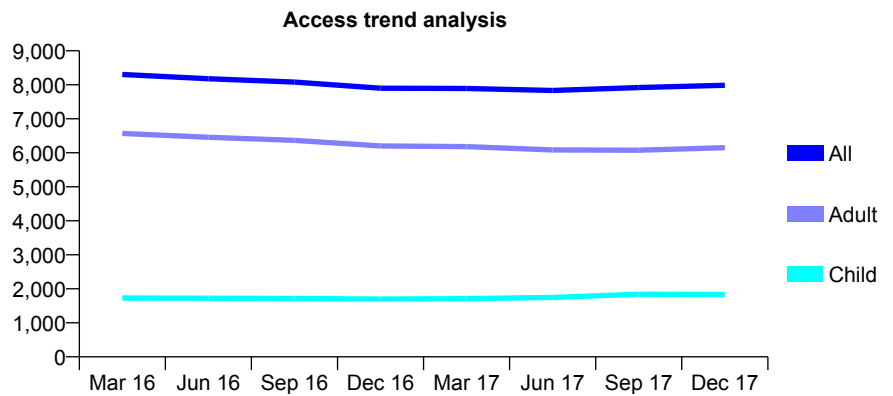
Q63 - Vital Signs At a Glance Contract Report for 118664/0001 - December 2017

Name or company name	Drs P Pakzad & E Harunani
Contract type name	GDS Contract
Purpose of contract	General
Contract start date	01/04/2013
Contract end date	

17/18 Contracted general activity (UDA)	31,225
Carry forward general activity (UDA)	1,591
17/18 Contracted orthodontic activity (UOA)	0
Carry forward orthodontic activity (UOA)	0
Baseline contract value	£777,343.61

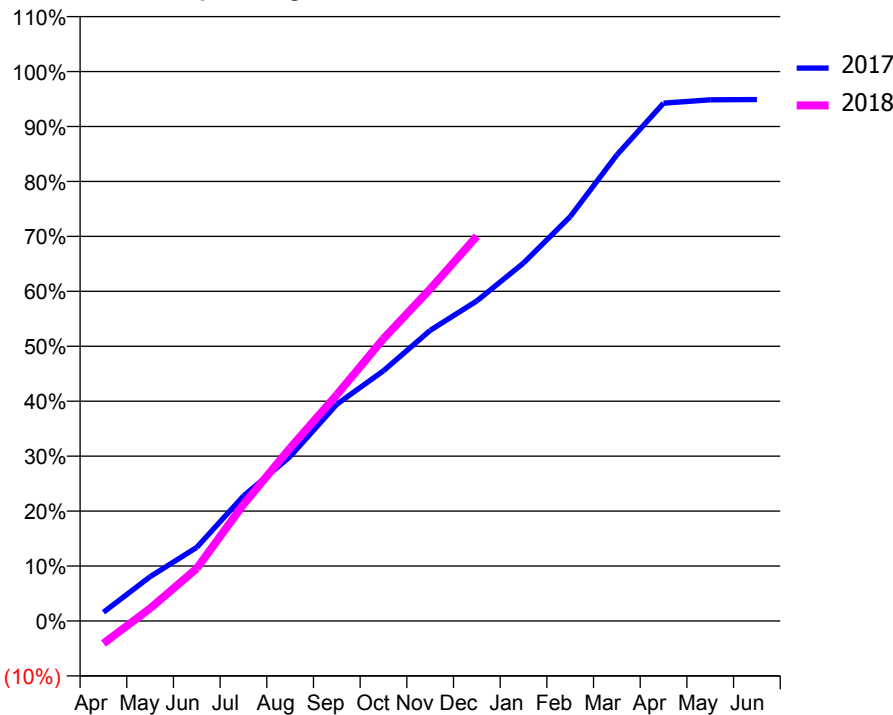
ACCESS*

Patients seen in 24 months	Total	Change since previous quarter
Quarter ending December 2016	7,901	
Quarter ending March 2017	7,893	→
Quarter ending June 2017	7,832	→
Quarter ending September 2017	7,918	→
Quarter ending December 2017	7,987	→
Variance since December 2016	1.1%	→



ACTIVITY

Cumulative percentage of contracted UDA delivered 2017 & 2018



Month	Adjusted Scheduled Activity (UDA)	
	2017	2018
April	499	-1,281
May	2,520	717
June	4,183	2,991
July	7,107	6,630
August	9,348	9,830
September	12,316	12,856
October	14,220	16,047
November	16,517	18,861
December	18,192	21,865
January	20,345	
February	22,980	
March	26,487	
April	29,424	
May	29,616	
June	29,634	

QUALITY

	Quantity	Base Number	Contract	AT	Region	England
% of FP17s for the same patient ID Re-attending within 3 months - Children	63	1,663	3.8%	10.2%	11.6%	12.0%
% of FP17s for the same patient ID Re-attending within 3 months - Adults	665	5,294	12.6%	15.3%	16.7%	15.9%
% of FP17s for the same patient ID Re-attending between 3 & 9 months - Children	738	1,663	44.4%	48.0%	47.3%	58.0%
% of FP17s for the same patient ID Re-attending between 3 & 9 months - Adults	2,035	5,294	38.4%	38.2%	38.3%	50.5%
% of FP17s for Band 1 Urgent Courses	596	6,266	9.5%	10.0%	10.5%	9.0%
% of FP17s Relating to Free Repair or Replacements	119	6,266	1.9%	0.6%	0.6%	0.8%
% of FP17s Relating to Continuations	48	6,266	0.8%	0.9%	0.8%	1.1%
% of Patients satisfied with the dentistry they have received	2	3	N/A	90.0%	89.0%	91.5%
% of Patients satisfied with the time they had to wait for an appointment	3	3	N/A	87.4%	84.2%	87.9%

* This is based on patients treated on this contract for their most recent course of treatment. Figures in italics indicate the base number of FP17s or Patient Questionnaire responses are less than 100. N/A is shown where the base number of responses is less than 10 during the period. % is calculated as Quantity/Base number*100

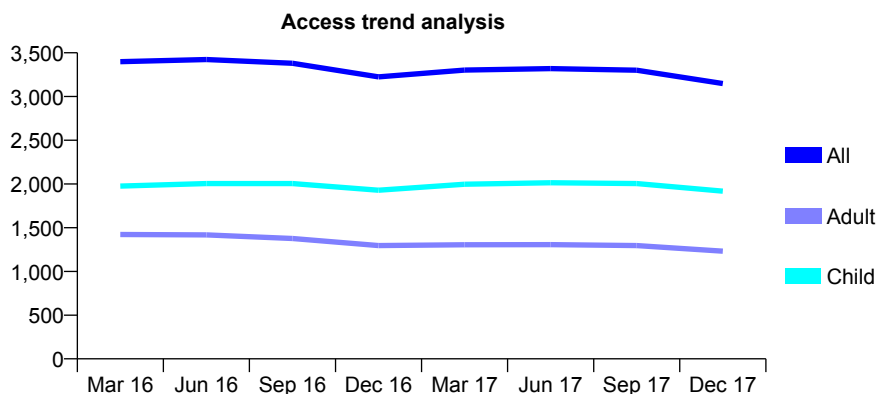
Q63 - Vital Signs At a Glance Contract Report for 118729/0001 - December 2017

Name or company name	Vijay Vithani, Varsha Vithani and Keya Vith
Contract type name	GDS Contract
Purpose of contract	General
Contract start date	01/04/2011
Contract end date	

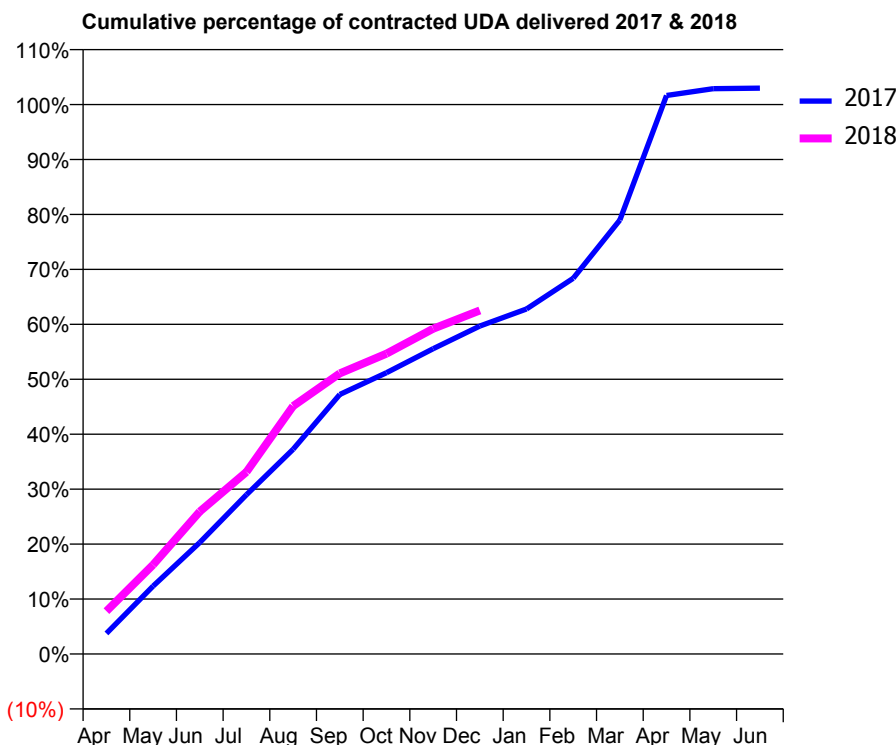
17/18 Contracted general activity (UDA)	7,767
Carry forward general activity (UDA)	-155
17/18 Contracted orthodontic activity (UOA)	0
Carry forward orthodontic activity (UOA)	0
Baseline contract value	£195,276.98

ACCESS*

Patients seen in 24 months	Total	Change since previous quarter
Quarter ending December 2016	3,224	
Quarter ending March 2017	3,302	↑
Quarter ending June 2017	3,320	→
Quarter ending September 2017	3,301	→
Quarter ending December 2017	3,149	↓
Variance since December 2016	(2.3%)	↓



ACTIVITY



Month	Adjusted Scheduled Activity (UDA)	
	2017	2018
April	292	605
May	960	1,263
June	1,577	2,015
July	2,251	2,574
August	2,894	3,505
September	3,670	3,967
October	3,976	4,245
November	4,315	4,598
December	4,636	4,856
January	4,877	
February	5,311	
March	6,134	
April	7,895	
May	7,992	
June	7,998	

QUALITY

	Quantity	Base Number	Contract	AT	Region	England
% of FP17s for the same patient ID Re-attending within 3 months - Children	154	2,387	6.5%	10.2%	11.6%	12.0%
% of FP17s for the same patient ID Re-attending within 3 months - Adults	202	1,333	15.2%	15.3%	16.7%	15.9%
% of FP17s for the same patient ID Re-attending between 3 & 9 months - Children	1,441	2,387	60.4%	48.0%	47.3%	58.0%
% of FP17s for the same patient ID Re-attending between 3 & 9 months - Adults	541	1,333	40.6%	38.2%	38.3%	50.5%
% of FP17s for Band 1 Urgent Courses	137	2,476	5.5%	10.0%	10.5%	9.0%
% of FP17s Relating to Free Repair or Replacements	1	2,476	0.0%	0.6%	0.6%	0.8%
% of FP17s Relating to Continuations	2	2,476	0.1%	0.9%	0.8%	1.1%
% of Patients satisfied with the dentistry they have received	0	0	N/A	90.0%	89.0%	91.5%
% of Patients satisfied with the time they had to wait for an appointment	0	0	N/A	87.4%	84.2%	87.9%

* This is based on patients treated on this contract for their most recent course of treatment. Figures in italics indicate the base number of FP17s or Patient Questionnaire responses are less than 100. N/A is shown where the base number of responses is less than 10 during the period. % is calculated as Quantity/Base number*100

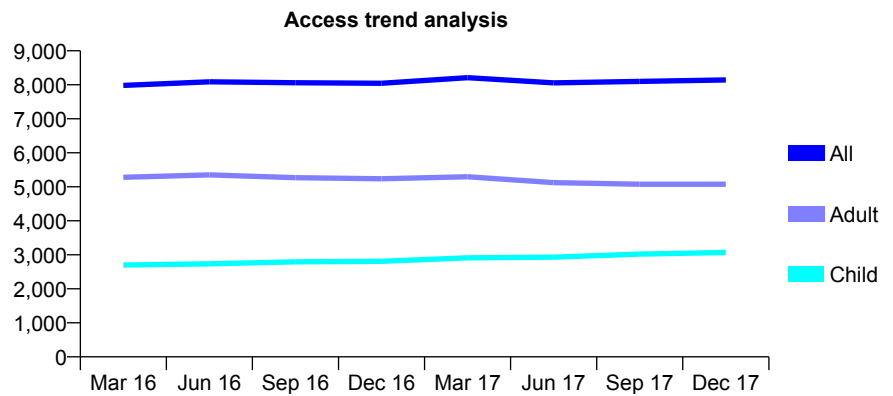
Q63 - Vital Signs At a Glance Contract Report for 118826/0001 - December 2017

Name or company name	Mr R Siddique & Mr I Khaliq
Contract type name	GDS Contract
Purpose of contract	General
Contract start date	01/04/2013
Contract end date	

17/18 Contracted general activity (UDA)	22,354
Carry forward general activity (UDA)	-235
17/18 Contracted orthodontic activity (UOA)	0
Carry forward orthodontic activity (UOA)	0
Baseline contract value	£572,546.47

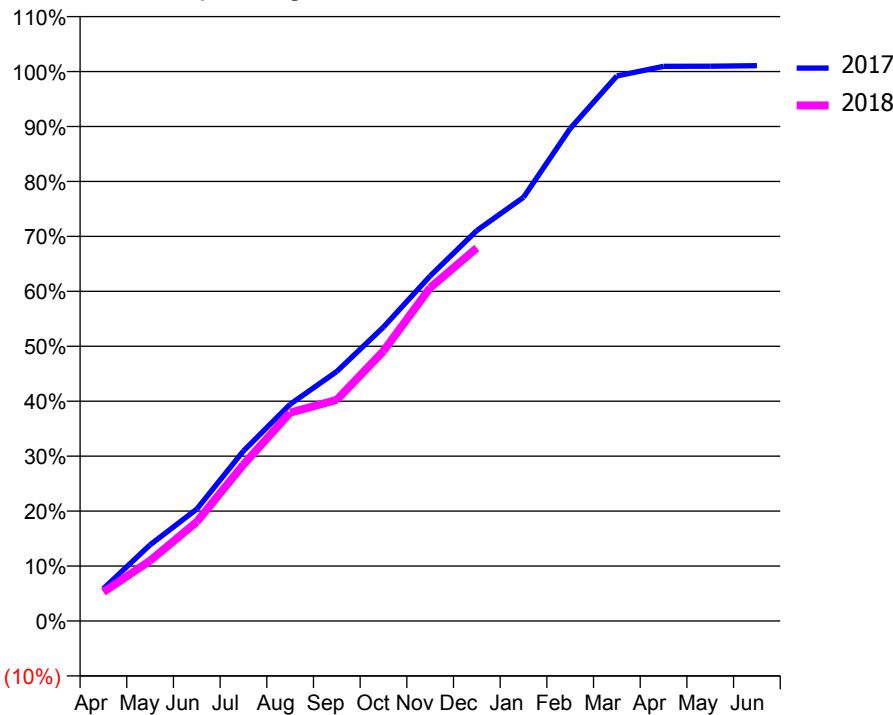
ACCESS*

Patients seen in 24 months	Total	Change since previous quarter
Quarter ending December 2016	8,046	
Quarter ending March 2017	8,208	↑
Quarter ending June 2017	8,057	↓
Quarter ending September 2017	8,101	→
Quarter ending December 2017	8,145	→
Variance since December 2016	1.2%	→



ACTIVITY

Cumulative percentage of contracted UDA delivered 2017 & 2018



Month	Adjusted Scheduled Activity (UDA)	
	2017	2018
April	1,314	1,178
May	3,098	2,454
June	4,555	4,035
July	6,920	6,367
August	8,819	8,477
September	10,150	8,997
October	11,961	10,981
November	14,034	13,556
December	15,887	15,174
January	17,235	
February	20,034	
March	22,171	
April	22,565	
May	22,569	
June	22,589	

QUALITY

	Quantity	Base Number	Contract	AT	Region	England
% of FP17s for the same patient ID Re-attending within 3 months - Children	141	3,008	4.7%	10.2%	11.6%	12.0%
% of FP17s for the same patient ID Re-attending within 3 months - Adults	255	3,553	7.2%	15.3%	16.7%	15.9%
% of FP17s for the same patient ID Re-attending between 3 & 9 months - Children	1,571	3,008	52.2%	48.0%	47.3%	58.0%
% of FP17s for the same patient ID Re-attending between 3 & 9 months - Adults	1,540	3,553	43.3%	38.2%	38.3%	50.5%
% of FP17s for Band 1 Urgent Courses	385	6,396	6.0%	10.0%	10.5%	9.0%
% of FP17s Relating to Free Repair or Replacements	9	6,396	0.1%	0.6%	0.6%	0.8%
% of FP17s Relating to Continuations	7	6,396	0.1%	0.9%	0.8%	1.1%
% of Patients satisfied with the dentistry they have received	4	4	N/A	90.0%	89.0%	91.5%
% of Patients satisfied with the time they had to wait for an appointment	3	4	N/A	87.4%	84.2%	87.9%

* This is based on patients treated on this contract for their most recent course of treatment. Figures in italics indicate the base number of FP17s or Patient Questionnaire responses are less than 100. N/A is shown where the base number of responses is less than 10 during the period. % is calculated as Quantity/Base number*100

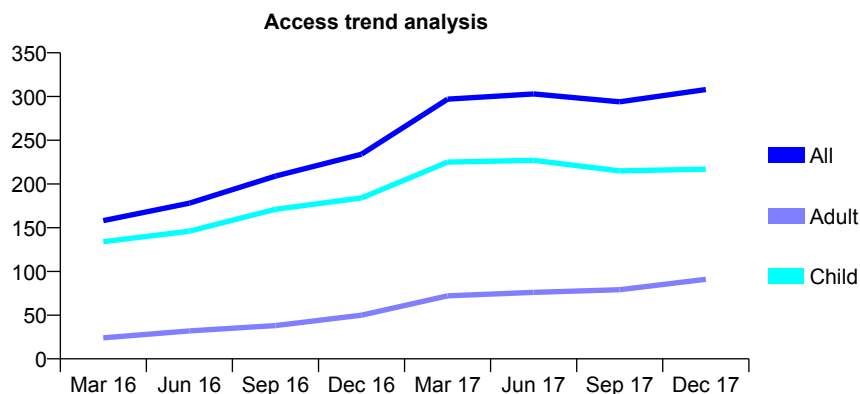
Q63 - Vital Signs At a Glance Contract Report for 119385/0001 - December 2017

Name or company name	Stock Hill Dental Care Partnership
Contract type name	GDS Contract
Purpose of contract	General
Contract start date	01/05/2015
Contract end date	

17/18 Contracted general activity (UDA)	731
Carry forward general activity (UDA)	0
17/18 Contracted orthodontic activity (UOA)	0
Carry forward orthodontic activity (UOA)	0
Baseline contract value	£16,235.62

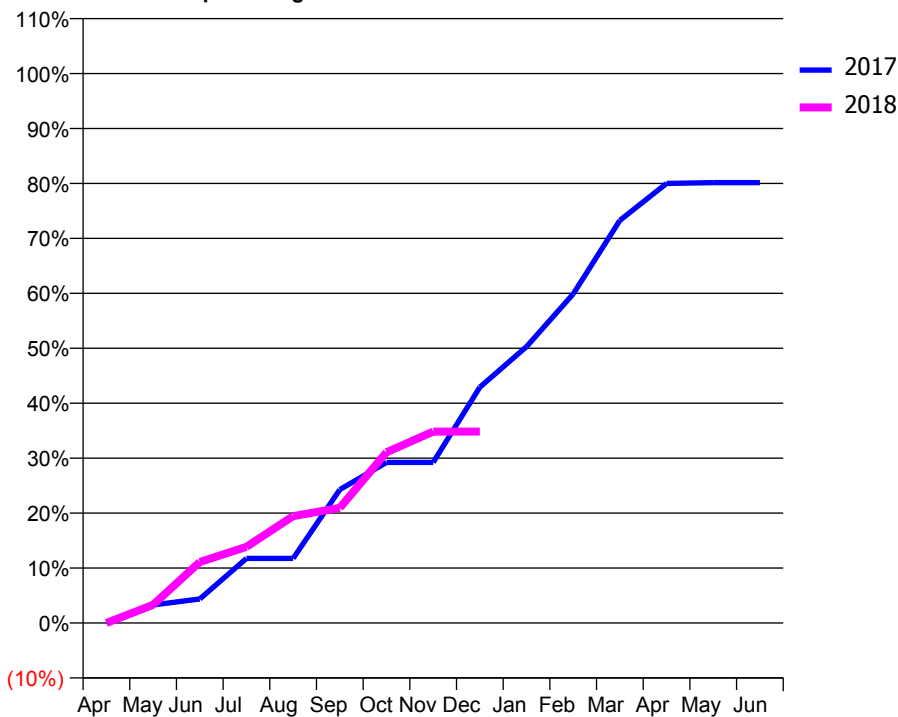
ACCESS*

Patients seen in 24 months	Total	Change since previous quarter
Quarter ending December 2016	234	
Quarter ending March 2017	297	↑
Quarter ending June 2017	303	↑
Quarter ending September 2017	294	↓
Quarter ending December 2017	308	↑
Variance since December 2016	31.6%	↑



ACTIVITY

Cumulative percentage of contracted UDA delivered 2017 & 2018



Month	Adjusted Scheduled Activity (UDA)	
	2017	2018
April	0	0
May	24	24
June	32	81
July	86	101
August	86	142
September	177	153
October	214	227
November	214	255
December	314	255
January	368	
February	438	
March	536	
April	585	
May	586	
June	586	

QUALITY

	Quantity	Base Number	Contract	AT	Region	England
% of FP17s for the same patient ID Re-attending within 3 months - Children	10	166	6.0%	10.2%	11.6%	12.0%
% of FP17s for the same patient ID Re-attending within 3 months - Adults	5	45	11.1%	15.3%	16.7%	15.9%
% of FP17s for the same patient ID Re-attending between 3 & 9 months - Children	53	166	31.9%	48.0%	47.3%	58.0%
% of FP17s for the same patient ID Re-attending between 3 & 9 months - Adults	8	45	17.8%	38.2%	38.3%	50.5%
% of FP17s for Band 1 Urgent Courses	16	183	8.7%	10.0%	10.5%	9.0%
% of FP17s Relating to Free Repair or Replacements	0	183	0.0%	0.6%	0.6%	0.8%
% of FP17s Relating to Continuations	4	183	2.2%	0.9%	0.8%	1.1%
% of Patients satisfied with the dentistry they have received	0	0	N/A	90.0%	89.0%	91.5%
% of Patients satisfied with the time they had to wait for an appointment	0	0	N/A	87.4%	84.2%	87.9%

* This is based on patients treated on this contract for their most recent course of treatment. Figures in italics indicate the base number of FP17s or Patient Questionnaire responses are less than 100. N/A is shown where the base number of responses is less than 10 during the period. % is calculated as Quantity/Base number*100

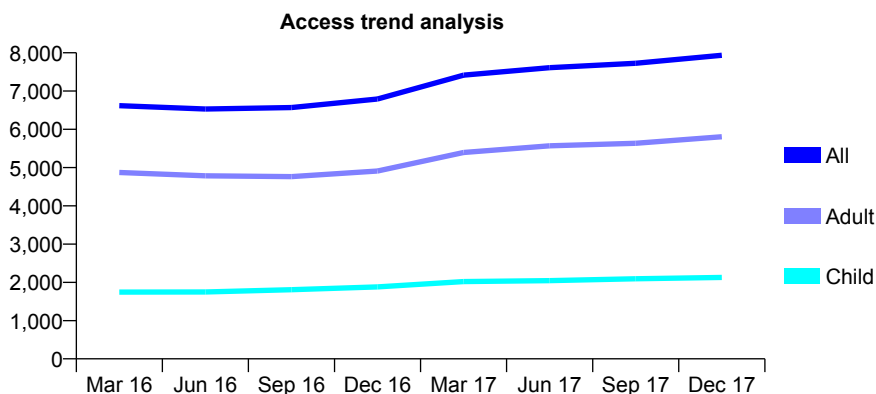
Q63 - Vital Signs At a Glance Contract Report for 119644/0001 - December 2017

Name or company name	Perfect Smile Associates Limited
Contract type name	GDS Contract
Purpose of contract	General and Orthodontic
Contract start date	17/05/2011
Contract end date	

17/18 Contracted general activity (UDA)	15,740
Carry forward general activity (UDA)	482
17/18 Contracted orthodontic activity (UOA)	4,000
Carry forward orthodontic activity (UOA)	32
Baseline contract value	£737,400.94

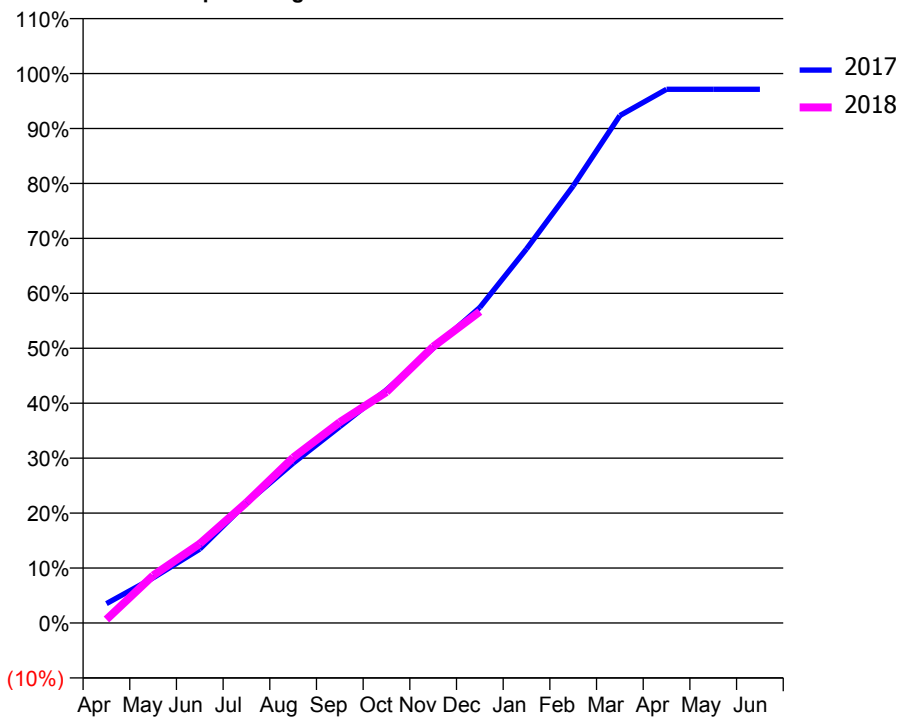
ACCESS*

Patients seen in 24 months	Total	Change since previous quarter
Quarter ending December 2016	6,792	
Quarter ending March 2017	7,416	↑
Quarter ending June 2017	7,612	↑
Quarter ending September 2017	7,727	→
Quarter ending December 2017	7,934	↑
Variance since December 2016	16.8%	↑



ACTIVITY

Cumulative percentage of contracted UDA delivered 2017 & 2018



Month	Adjusted Scheduled Activity (UDA)	
	2017	2018
April	593	100
May	1,377	1,361
June	2,253	2,269
July	3,654	3,453
August	4,867	4,737
September	5,981	5,756
October	7,104	6,619
November	8,371	7,916
December	9,615	8,920
January	11,396	
February	13,316	
March	15,459	
April	16,259	
May	16,258	
June	16,258	

QUALITY

	Quantity	Base Number	Contract	AT	Region	England
% of FP17s for the same patient ID Re-attending within 3 months - Children	188	1,987	9.5%	10.2%	11.6%	12.0%
% of FP17s for the same patient ID Re-attending within 3 months - Adults	393	3,816	10.3%	15.3%	16.7%	15.9%
% of FP17s for the same patient ID Re-attending between 3 & 9 months - Children	928	1,987	46.7%	48.0%	47.3%	58.0%
% of FP17s for the same patient ID Re-attending between 3 & 9 months - Adults	1,254	3,816	32.9%	38.2%	38.3%	50.5%
% of FP17s for Band 1 Urgent Courses	554	5,139	10.8%	10.0%	10.5%	9.0%
% of FP17s Relating to Free Repair or Replacements	18	5,139	0.4%	0.6%	0.6%	0.8%
% of FP17s Relating to Continuations	38	5,139	0.7%	0.9%	0.8%	1.1%
% of Patients satisfied with the dentistry they have received	4	5	N/A	90.0%	89.0%	91.5%
% of Patients satisfied with the time they had to wait for an appointment	4	5	N/A	87.4%	84.2%	87.9%

* This is based on patients treated on this contract for their most recent course of treatment. Figures in italics indicate the base number of FP17s or Patient Questionnaire responses are less than 100. N/A is shown where the base number of responses is less than 10 during the period. % is calculated as Quantity/Base number*100

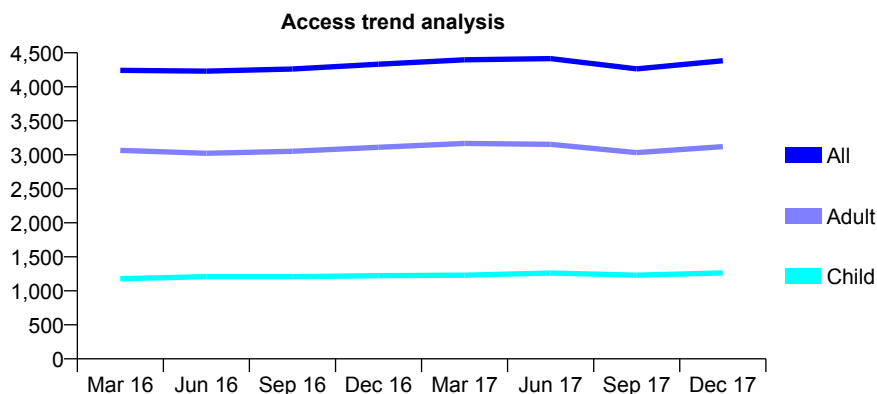
Q63 - Vital Signs At a Glance Contract Report for 119644/0002 - December 2017

Name or company name	Perfect Smile Associates Limited
Contract type name	GDS Contract
Purpose of contract	General
Contract start date	17/05/2011
Contract end date	

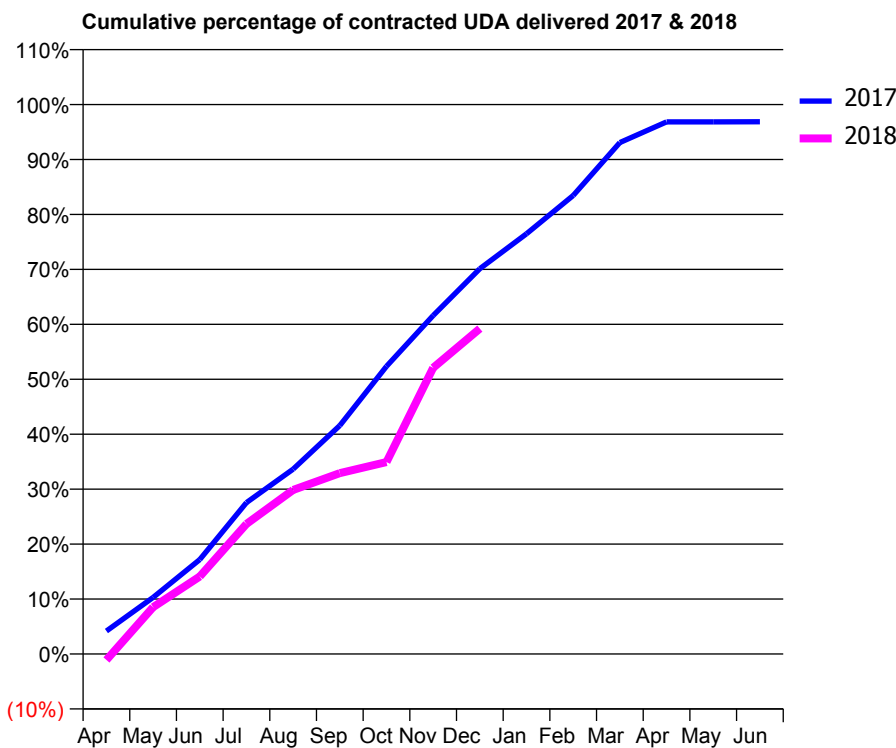
17/18 Contracted general activity (UDA)	9,100
Carry forward general activity (UDA)	285
17/18 Contracted orthodontic activity (UOA)	0
Carry forward orthodontic activity (UOA)	0
Baseline contract value	£243,407.14

ACCESS*

Patients seen in 24 months	Total	Change since previous quarter
Quarter ending December 2016	4,333	
Quarter ending March 2017	4,398	→
Quarter ending June 2017	4,415	→
Quarter ending September 2017	4,263	↓
Quarter ending December 2017	4,383	↑
Variance since December 2016	1.2%	→



ACTIVITY



Month	Adjusted Scheduled Activity (UDA)	
	2017	2018
April	380	-101
May	937	776
June	1,564	1,284
July	2,507	2,154
August	3,061	2,718
September	3,784	2,996
October	4,765	3,179
November	5,605	4,741
December	6,381	5,388
January	6,960	
February	7,592	
March	8,471	
April	8,813	
May	8,813	
June	8,815	

QUALITY

	Quantity	Base Number	Contract	AT	Region	England
% of FP17s for the same patient ID Re-attending within 3 months - Children	87	1,137	7.7%	10.2%	11.6%	12.0%
% of FP17s for the same patient ID Re-attending within 3 months - Adults	317	2,127	14.9%	15.3%	16.7%	15.9%
% of FP17s for the same patient ID Re-attending between 3 & 9 months - Children	517	1,137	45.5%	48.0%	47.3%	58.0%
% of FP17s for the same patient ID Re-attending between 3 & 9 months - Adults	623	2,127	29.3%	38.2%	38.3%	50.5%
% of FP17s for Band 1 Urgent Courses	302	3,074	9.8%	10.0%	10.5%	9.0%
% of FP17s Relating to Free Repair or Replacements	11	3,074	0.4%	0.6%	0.6%	0.8%
% of FP17s Relating to Continuations	96	3,074	3.1%	0.9%	0.8%	1.1%
% of Patients satisfied with the dentistry they have received	1	1	N/A	90.0%	89.0%	91.5%
% of Patients satisfied with the time they had to wait for an appointment	0	1	N/A	87.4%	84.2%	87.9%

* This is based on patients treated on this contract for their most recent course of treatment. Figures in italics indicate the base number of FP17s or Patient Questionnaire responses are less than 100. N/A is shown where the base number of responses is less than 10 during the period. % is calculated as Quantity/Base number*100

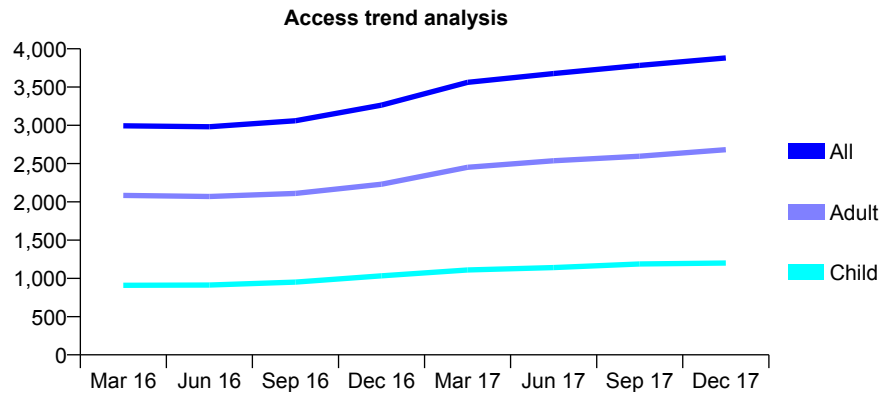
Q63 - Vital Signs At a Glance Contract Report for 119954/0001 - December 2017

Name or company name	Smile Impressions Ltd
Contract type name	GDS Contract
Purpose of contract	General
Contract start date	01/06/2008
Contract end date	

17/18 Contracted general activity (UDA)	8,579
Carry forward general activity (UDA)	1
17/18 Contracted orthodontic activity (UOA)	0
Carry forward orthodontic activity (UOA)	0
Baseline contract value	£227,595.94

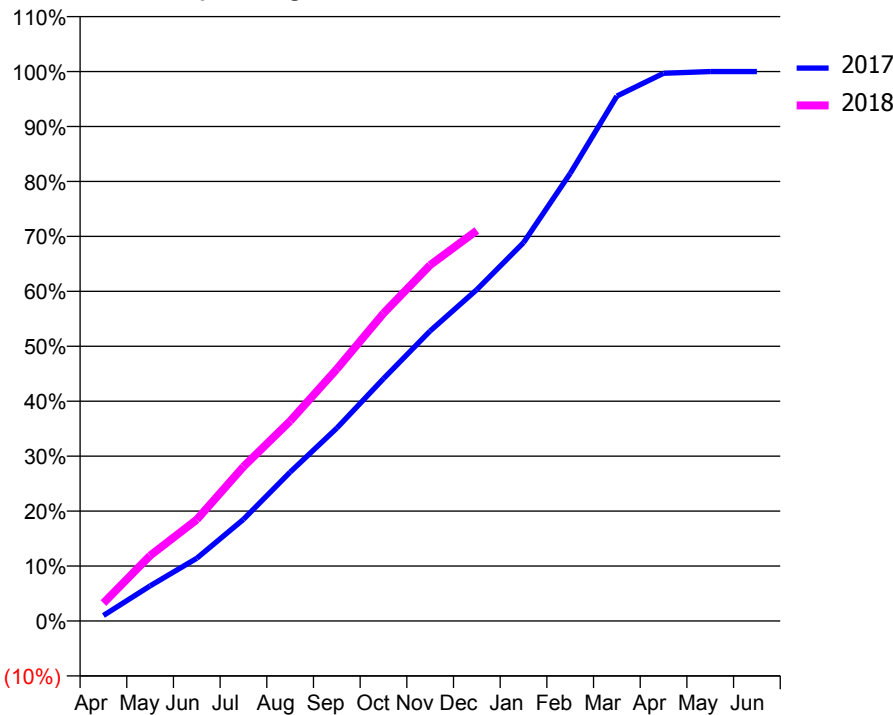
ACCESS*

Patients seen in 24 months	Total	Change since previous quarter
Quarter ending December 2016	3,263	
Quarter ending March 2017	3,562	↑
Quarter ending June 2017	3,677	↑
Quarter ending September 2017	3,783	↑
Quarter ending December 2017	3,881	↑
Variance since December 2016	18.9%	↑



ACTIVITY

Cumulative percentage of contracted UDA delivered 2017 & 2018



Month	Adjusted Scheduled Activity (UDA)	
	2017	2018
April	87	280
May	550	1,022
June	980	1,583
July	1,586	2,409
August	2,324	3,121
September	3,012	3,934
October	3,783	4,804
November	4,530	5,557
December	5,175	6,097
January	5,907	
February	6,989	
March	8,195	
April	8,551	
May	8,579	
June	8,578	

QUALITY

	Quantity	Base Number	Contract	AT	Region	England
% of FP17s for the same patient ID Re-attending within 3 months - Children	100	1,290	7.8%	10.2%	11.6%	12.0%
% of FP17s for the same patient ID Re-attending within 3 months - Adults	258	2,307	11.2%	15.3%	16.7%	15.9%
% of FP17s for the same patient ID Re-attending between 3 & 9 months - Children	783	1,290	60.7%	48.0%	47.3%	58.0%
% of FP17s for the same patient ID Re-attending between 3 & 9 months - Adults	1,156	2,307	50.1%	38.2%	38.3%	50.5%
% of FP17s for Band 1 Urgent Courses	267	3,413	7.8%	10.0%	10.5%	9.0%
% of FP17s Relating to Free Repair or Replacements	19	3,413	0.6%	0.6%	0.6%	0.8%
% of FP17s Relating to Continuations	8	3,413	0.2%	0.9%	0.8%	1.1%
% of Patients satisfied with the dentistry they have received	4	4	N/A	90.0%	89.0%	91.5%
% of Patients satisfied with the time they had to wait for an appointment	4	4	N/A	87.4%	84.2%	87.9%

* This is based on patients treated on this contract for their most recent course of treatment. Figures in italics indicate the base number of FP17s or Patient Questionnaire responses are less than 100. N/A is shown where the base number of responses is less than 10 during the period. % is calculated as Quantity/Base number*100

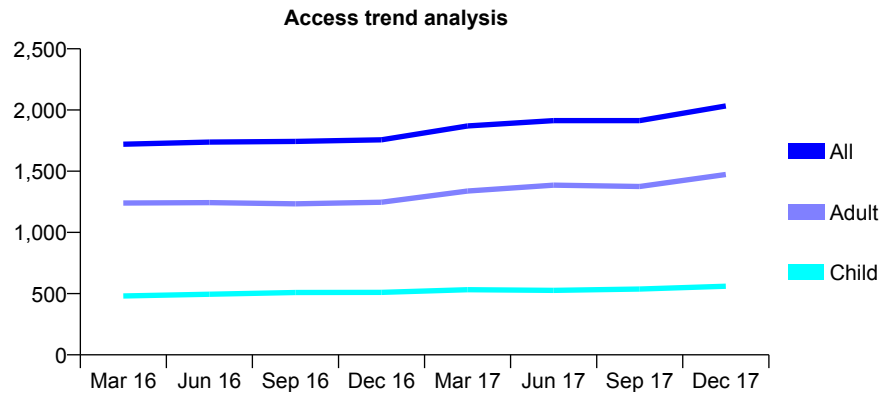
Q63 - Vital Signs At a Glance Contract Report for 120251/0001 - December 2017

Name or company name	W. M. Rosten Ltd
Contract type name	GDS Contract
Purpose of contract	General
Contract start date	01/04/2008
Contract end date	

17/18 Contracted general activity (UDA)	5,000
Carry forward general activity (UDA)	-100
17/18 Contracted orthodontic activity (UOA)	0
Carry forward orthodontic activity (UOA)	0
Baseline contract value	£128,309.35

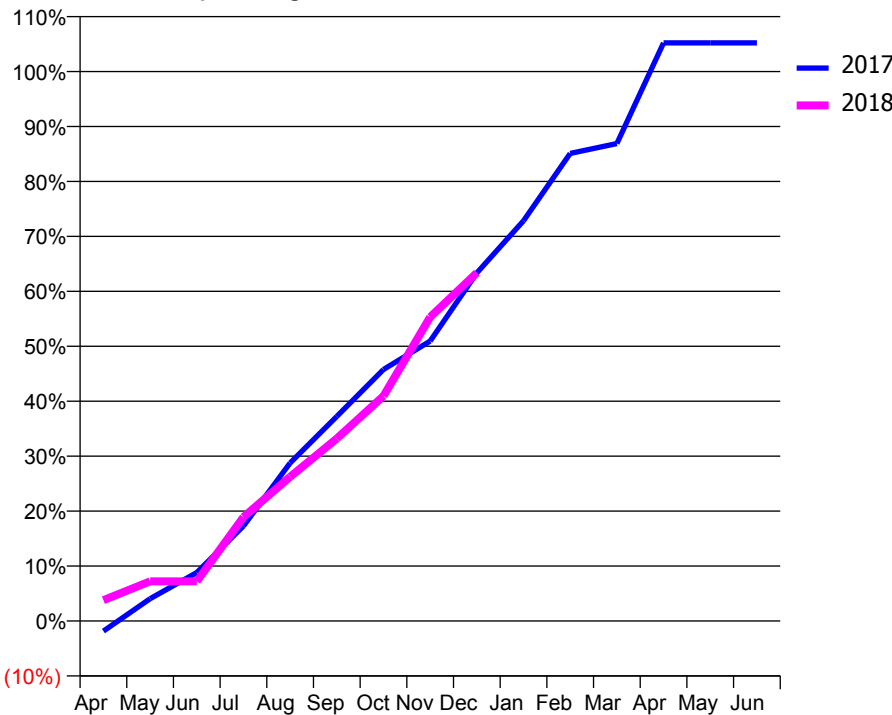
ACCESS*

Patients seen in 24 months	Total	Change since previous quarter
Quarter ending December 2016	1,757	
Quarter ending March 2017	1,870	↑
Quarter ending June 2017	1,913	↑
Quarter ending September 2017	1,913	→
Quarter ending December 2017	2,033	↑
Variance since December 2016	15.7%	↑



ACTIVITY

Cumulative percentage of contracted UDA delivered 2017 & 2018



Month	Adjusted Scheduled Activity (UDA)	
	2017	2018
April	-93	190
May	203	360
June	441	360
July	864	946
August	1,439	1,312
September	1,862	1,661
October	2,289	2,048
November	2,547	2,766
December	3,167	3,168
January	3,642	
February	4,254	
March	4,345	
April	5,261	
May	5,261	
June	5,261	

QUALITY

	Quantity	Base Number	Contract	AT	Region	England
% of FP17s for the same patient ID Re-attending within 3 months - Children	35	521	6.7%	10.2%	11.6%	12.0%
% of FP17s for the same patient ID Re-attending within 3 months - Adults	227	1,354	16.8%	15.3%	16.7%	15.9%
% of FP17s for the same patient ID Re-attending between 3 & 9 months - Children	264	521	50.7%	48.0%	47.3%	58.0%
% of FP17s for the same patient ID Re-attending between 3 & 9 months - Adults	476	1,354	35.2%	38.2%	38.3%	50.5%
% of FP17s for Band 1 Urgent Courses	168	1,199	14.0%	10.0%	10.5%	9.0%
% of FP17s Relating to Free Repair or Replacements	0	1,199	0.0%	0.6%	0.6%	0.8%
% of FP17s Relating to Continuations	9	1,199	0.8%	0.9%	0.8%	1.1%
% of Patients satisfied with the dentistry they have received	0	0	N/A	90.0%	89.0%	91.5%
% of Patients satisfied with the time they had to wait for an appointment	0	0	N/A	87.4%	84.2%	87.9%

* This is based on patients treated on this contract for their most recent course of treatment. Figures in italics indicate the base number of FP17s or Patient Questionnaire responses are less than 100. N/A is shown where the base number of responses is less than 10 during the period. % is calculated as Quantity/Base number*100

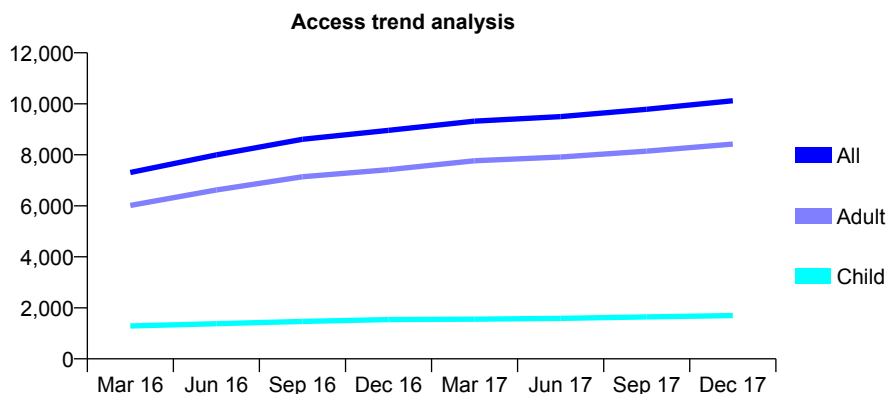
Q63 - Vital Signs At a Glance Contract Report for 120375/0001 - December 2017

Name or company name	New Cross Dental Practice
Contract type name	GDS Contract
Purpose of contract	General
Contract start date	01/09/2014
Contract end date	

17/18 Contracted general activity (UDA)	35,350
Carry forward general activity (UDA)	661
17/18 Contracted orthodontic activity (UOA)	0
Carry forward orthodontic activity (UOA)	0
Baseline contract value	£1,023,790.35

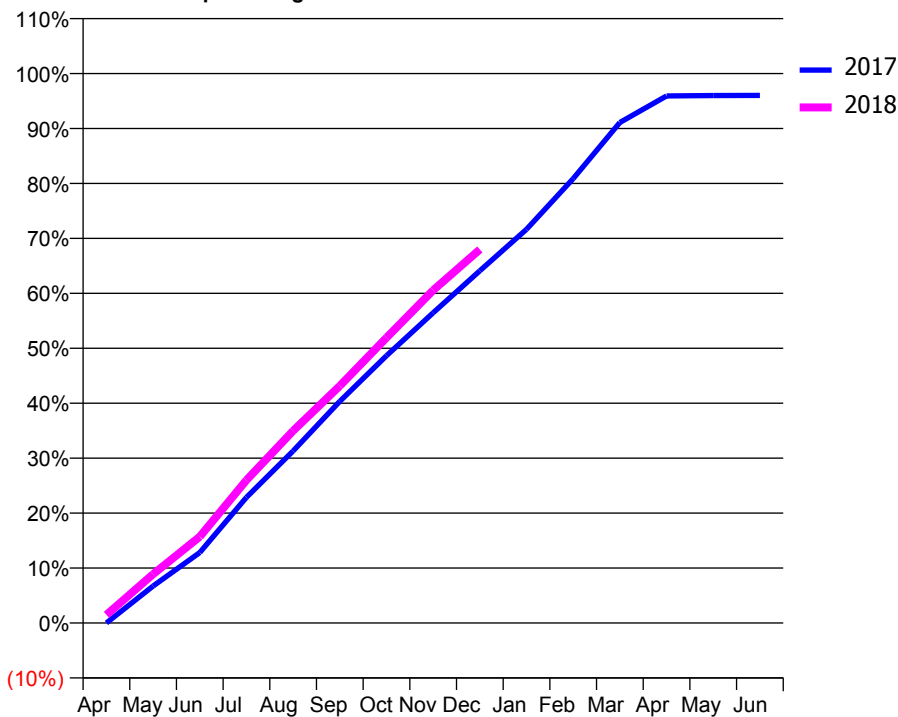
ACCESS*

Patients seen in 24 months	Total	Change since previous quarter
Quarter ending December 2016	8,958	
Quarter ending March 2017	9,319	↑
Quarter ending June 2017	9,499	→
Quarter ending September 2017	9,788	↑
Quarter ending December 2017	10,118	↑
Variance since December 2016	12.9%	↑



ACTIVITY

Cumulative percentage of contracted UDA delivered 2017 & 2018



Month	Adjusted Scheduled Activity (UDA)	
	2017	2018
April	3	530
May	2,381	3,141
June	4,535	5,558
July	8,082	9,191
August	11,074	12,367
September	14,263	15,253
October	17,195	18,351
November	19,955	21,407
December	22,658	24,032
January	25,326	
February	28,590	
March	32,199	
April	33,902	
May	33,936	
June	33,943	

QUALITY

	Quantity	Base Number	Contract	AT	Region	England
% of FP17s for the same patient ID Re-attending within 3 months - Children	136	1,605	8.5%	10.2%	11.6%	12.0%
% of FP17s for the same patient ID Re-attending within 3 months - Adults	928	7,198	12.9%	15.3%	16.7%	15.9%
% of FP17s for the same patient ID Re-attending between 3 & 9 months - Children	755	1,605	47.0%	48.0%	47.3%	58.0%
% of FP17s for the same patient ID Re-attending between 3 & 9 months - Adults	2,695	7,198	37.4%	38.2%	38.3%	50.5%
% of FP17s for Band 1 Urgent Courses	757	8,309	9.1%	10.0%	10.5%	9.0%
% of FP17s Relating to Free Repair or Replacements	70	8,309	0.8%	0.6%	0.6%	0.8%
% of FP17s Relating to Continuations	65	8,309	0.8%	0.9%	0.8%	1.1%
% of Patients satisfied with the dentistry they have received	4	4	N/A	90.0%	89.0%	91.5%
% of Patients satisfied with the time they had to wait for an appointment	4	4	N/A	87.4%	84.2%	87.9%

* This is based on patients treated on this contract for their most recent course of treatment. Figures in italics indicate the base number of FP17s or Patient Questionnaire responses are less than 100. N/A is shown where the base number of responses is less than 10 during the period. % is calculated as Quantity/Base number*100

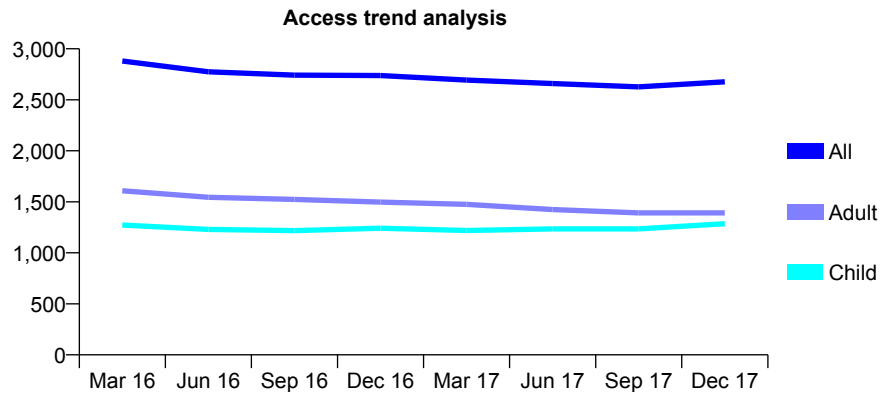
Q63 - Vital Signs At a Glance Contract Report for 121134/0001 - December 2017

Name or company name	Mottingham Dental Practice Limited
Contract type name	GDS Contract
Purpose of contract	General
Contract start date	01/04/2010
Contract end date	

17/18 Contracted general activity (UDA)	10,750
Carry forward general activity (UDA)	0
17/18 Contracted orthodontic activity (UOA)	0
Carry forward orthodontic activity (UOA)	0
Baseline contract value	£316,650.53

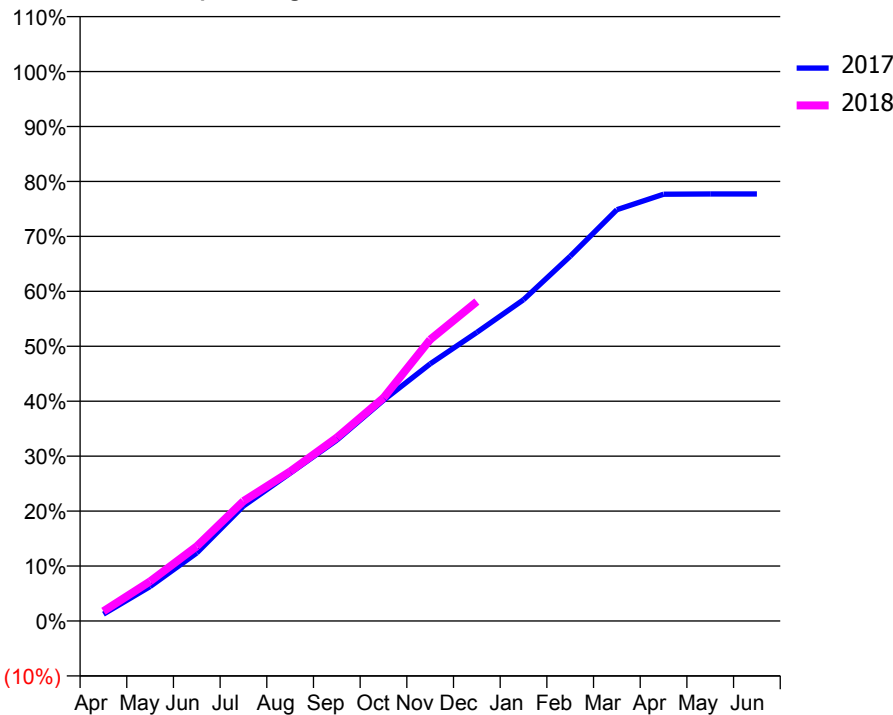
ACCESS*

Patients seen in 24 months	Total	Change since previous quarter
Quarter ending December 2016	2,738	
Quarter ending March 2017	2,694	↓
Quarter ending June 2017	2,659	↓
Quarter ending September 2017	2,627	↓
Quarter ending December 2017	2,676	→
Variance since December 2016	(2.3%)	↓



ACTIVITY

Cumulative percentage of contracted UDA delivered 2017 & 2018



Month	Adjusted Scheduled Activity (UDA)	
	2017	2018
April	133	191
May	674	775
June	1,331	1,462
July	2,249	2,346
August	2,891	2,925
September	3,538	3,588
October	4,319	4,366
November	5,031	5,507
December	5,646	6,250
January	6,286	
February	7,135	
March	8,047	
April	8,350	
May	8,356	
June	8,356	

QUALITY

	Quantity	Base Number	Contract	AT	Region	England
% of FP17s for the same patient ID Re-attending within 3 months - Children	78	1,086	7.2%	10.2%	11.6%	12.0%
% of FP17s for the same patient ID Re-attending within 3 months - Adults	287	1,218	23.6%	15.3%	16.7%	15.9%
% of FP17s for the same patient ID Re-attending between 3 & 9 months - Children	406	1,086	37.4%	48.0%	47.3%	58.0%
% of FP17s for the same patient ID Re-attending between 3 & 9 months - Adults	381	1,218	31.3%	38.2%	38.3%	50.5%
% of FP17s for Band 1 Urgent Courses	407	2,209	18.4%	10.0%	10.5%	9.0%
% of FP17s Relating to Free Repair or Replacements	0	2,209	0.0%	0.6%	0.6%	0.8%
% of FP17s Relating to Continuations	5	2,209	0.2%	0.9%	0.8%	1.1%
% of Patients satisfied with the dentistry they have received	1	1	N/A	90.0%	89.0%	91.5%
% of Patients satisfied with the time they had to wait for an appointment	1	1	N/A	87.4%	84.2%	87.9%

* This is based on patients treated on this contract for their most recent course of treatment. Figures in italics indicate the base number of FP17s or Patient Questionnaire responses are less than 100. N/A is shown where the base number of responses is less than 10 during the period. % is calculated as Quantity/Base number*100

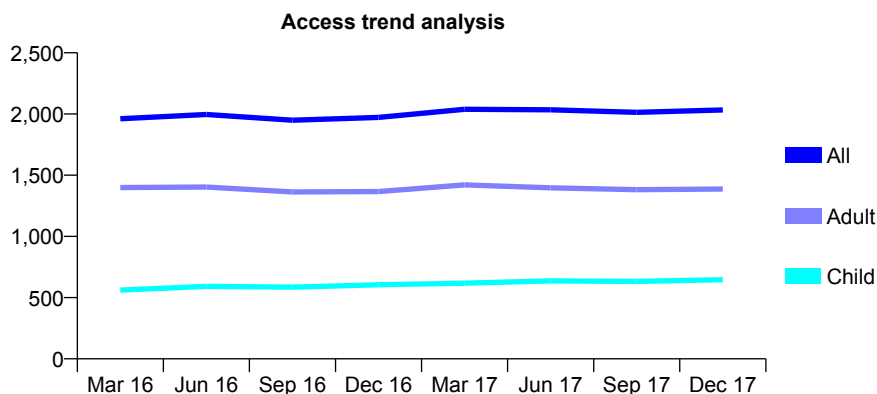
Q63 - Vital Signs At a Glance Contract Report for 121290/0001 - December 2017

Name or company name	Mount Road Dental Surgery
Contract type name	GDS Contract
Purpose of contract	General
Contract start date	15/09/2008
Contract end date	

17/18 Contracted general activity (UDA)	5,000
Carry forward general activity (UDA)	-8
17/18 Contracted orthodontic activity (UOA)	0
Carry forward orthodontic activity (UOA)	0
Baseline contract value	£126,330.16

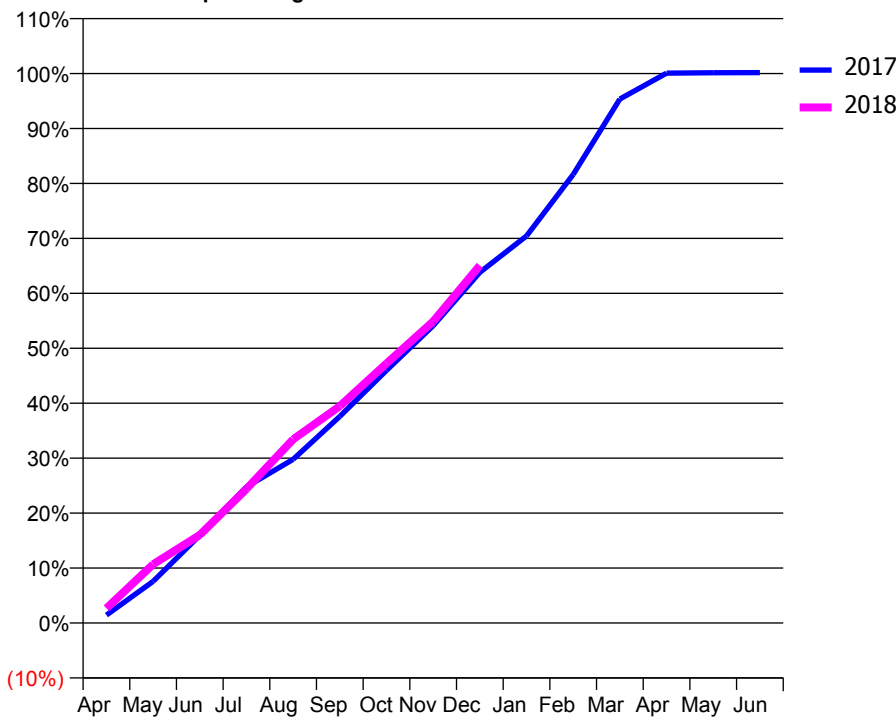
ACCESS*

Patients seen in 24 months	Total	Change since previous quarter
Quarter ending December 2016	1,972	
Quarter ending March 2017	2,039	↑
Quarter ending June 2017	2,034	→
Quarter ending September 2017	2,014	→
Quarter ending December 2017	2,033	→
Variance since December 2016	3.1%	↑



ACTIVITY

Cumulative percentage of contracted UDA delivered 2017 & 2018



Month	Adjusted Scheduled Activity (UDA)	
	2017	2018
April	72	134
May	379	535
June	797	802
July	1,239	1,220
August	1,489	1,671
September	1,880	1,974
October	2,299	2,362
November	2,706	2,744
December	3,190	3,253
January	3,522	
February	4,081	
March	4,768	
April	5,003	
May	5,007	
June	5,008	

QUALITY

	Quantity	Base Number	Contract	AT	Region	England
% of FP17s for the same patient ID Re-attending within 3 months - Children	51	606	8.4%	10.2%	11.6%	12.0%
% of FP17s for the same patient ID Re-attending within 3 months - Adults	137	1,070	12.8%	15.3%	16.7%	15.9%
% of FP17s for the same patient ID Re-attending between 3 & 9 months - Children	310	606	51.2%	48.0%	47.3%	58.0%
% of FP17s for the same patient ID Re-attending between 3 & 9 months - Adults	430	1,070	40.2%	38.2%	38.3%	50.5%
% of FP17s for Band 1 Urgent Courses	172	1,581	10.9%	10.0%	10.5%	9.0%
% of FP17s Relating to Free Repair or Replacements	5	1,581	0.3%	0.6%	0.6%	0.8%
% of FP17s Relating to Continuations	7	1,581	0.4%	0.9%	0.8%	1.1%
% of Patients satisfied with the dentistry they have received	2	3	N/A	90.0%	89.0%	91.5%
% of Patients satisfied with the time they had to wait for an appointment	3	3	N/A	87.4%	84.2%	87.9%

* This is based on patients treated on this contract for their most recent course of treatment. Figures in italics indicate the base number of FP17s or Patient Questionnaire responses are less than 100. N/A is shown where the base number of responses is less than 10 during the period. % is calculated as Quantity/Base number*100

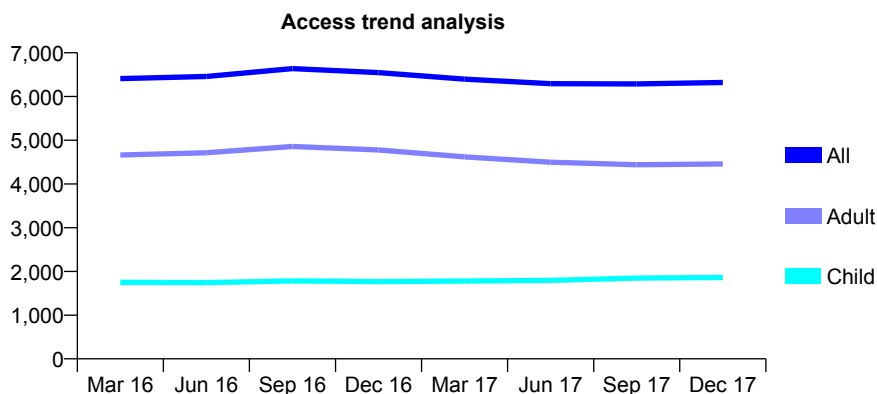
Q63 - Vital Signs At a Glance Contract Report for 122300/0001 - December 2017

Name or company name	Splendent Care Ltd
Contract type name	GDS Contract
Purpose of contract	General
Contract start date	01/04/2007
Contract end date	

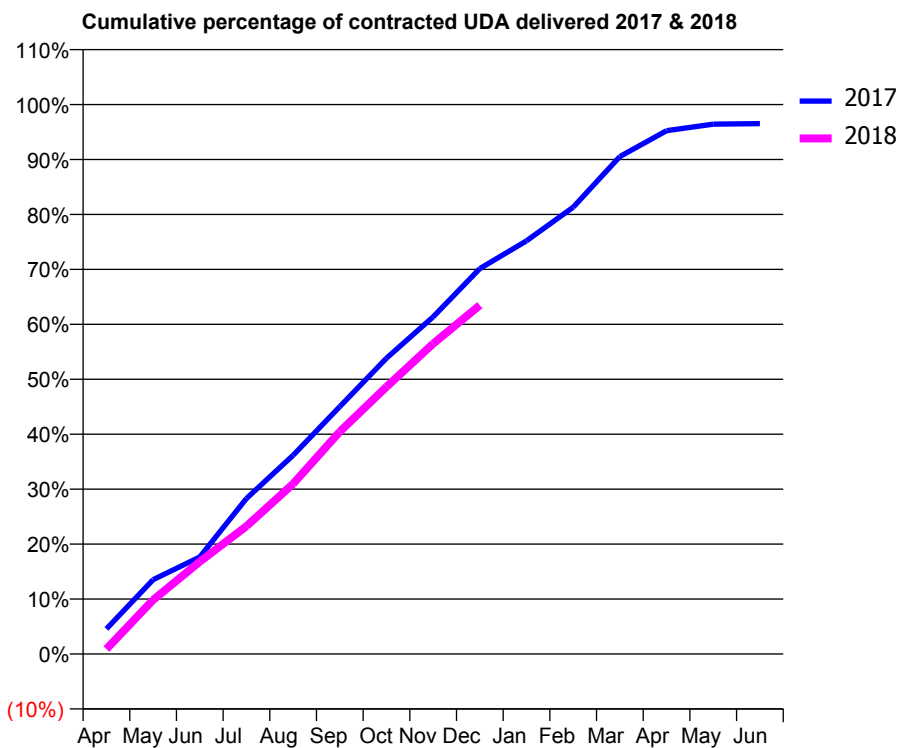
17/18 Contracted general activity (UDA)	22,149
Carry forward general activity (UDA)	0
17/18 Contracted orthodontic activity (UOA)	0
Carry forward orthodontic activity (UOA)	0
Baseline contract value	£656,662.10

ACCESS*

Patients seen in 24 months	Total	Change since previous quarter
Quarter ending December 2016	6,546	
Quarter ending March 2017	6,399	↓
Quarter ending June 2017	6,293	↓
Quarter ending September 2017	6,287	→
Quarter ending December 2017	6,320	→
Variance since December 2016	(3.5%)	↓



ACTIVITY



Month	Adjusted Scheduled Activity (UDA)	
	2017	2018
April	1,013	200
May	2,999	2,180
June	3,912	3,721
July	6,270	5,151
August	8,012	6,863
September	9,975	8,963
October	11,927	10,769
November	13,591	12,510
December	15,535	14,059
January	16,652	
February	18,009	
March	20,049	
April	21,095	
May	21,359	
June	21,376	

QUALITY

	Quantity	Base Number	Contract	AT	Region	England
% of FP17s for the same patient ID Re-attending within 3 months - Children	116	1,692	6.9%	10.2%	11.6%	12.0%
% of FP17s for the same patient ID Re-attending within 3 months - Adults	538	3,913	13.7%	15.3%	16.7%	15.9%
% of FP17s for the same patient ID Re-attending between 3 & 9 months - Children	647	1,692	38.2%	48.0%	47.3%	58.0%
% of FP17s for the same patient ID Re-attending between 3 & 9 months - Adults	1,223	3,913	31.3%	38.2%	38.3%	50.5%
% of FP17s for Band 1 Urgent Courses	666	5,155	12.9%	10.0%	10.5%	9.0%
% of FP17s Relating to Free Repair or Replacements	26	5,155	0.5%	0.6%	0.6%	0.8%
% of FP17s Relating to Continuations	27	5,155	0.5%	0.9%	0.8%	1.1%
% of Patients satisfied with the dentistry they have received	3	3	N/A	90.0%	89.0%	91.5%
% of Patients satisfied with the time they had to wait for an appointment	3	3	N/A	87.4%	84.2%	87.9%

* This is based on patients treated on this contract for their most recent course of treatment. Figures in italics indicate the base number of FP17s or Patient Questionnaire responses are less than 100. N/A is shown where the base number of responses is less than 10 during the period. % is calculated as Quantity/Base number*100

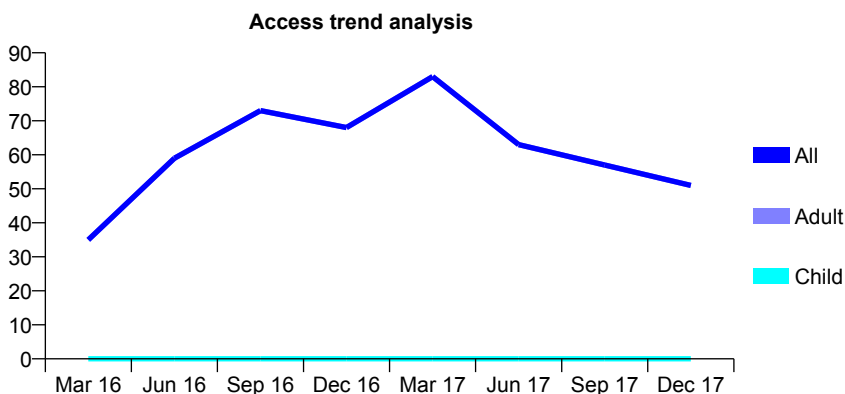
Q63 - Vital Signs At a Glance Contract Report for 122300/0003 - December 2017

Name or company name	Splendent Care Ltd
Contract type name	PDS Contract
Purpose of contract	General
Contract start date	01/10/2009
Contract end date	31/03/2018

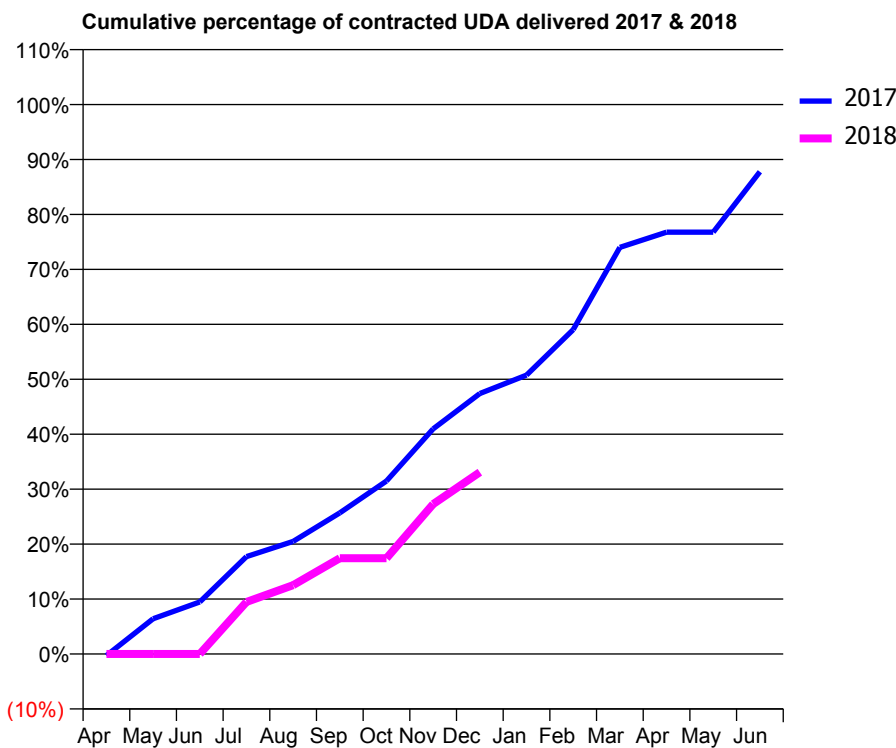
17/18 Contracted general activity (UDA)	327
Carry forward general activity (UDA)	0
17/18 Contracted orthodontic activity (UOA)	0
Carry forward orthodontic activity (UOA)	0
Baseline contract value	£63,846.36

ACCESS*

Patients seen in 24 months	Total	Change since previous quarter
Quarter ending December 2016	68	
Quarter ending March 2017	83	↑
Quarter ending June 2017	63	↓
Quarter ending September 2017	57	↓
Quarter ending December 2017	51	↓
Variance since December 2016	(25.0%)	↓



ACTIVITY



Month	Adjusted Scheduled Activity (UDA)	
	2017	2018
April	-1	0
May	21	0
June	31	0
July	58	31
August	67	41
September	84	57
October	103	57
November	134	89
December	155	108
January	166	
February	193	
March	242	
April	251	
May	251	
June	287	

QUALITY

	Quantity	Base Number	Contract	AT	Region	England
% of FP17s for the same patient ID Re-attending within 3 months - Children	0	0	N/A	10.2%	11.6%	12.0%
% of FP17s for the same patient ID Re-attending within 3 months - Adults	0	55	0.0%	15.3%	16.7%	15.9%
% of FP17s for the same patient ID Re-attending between 3 & 9 months - Children	0	0	N/A	48.0%	47.3%	58.0%
% of FP17s for the same patient ID Re-attending between 3 & 9 months - Adults	2	55	3.6%	38.2%	38.3%	50.5%
% of FP17s for Band 1 Urgent Courses	1	40	2.5%	10.0%	10.5%	9.0%
% of FP17s Relating to Free Repair or Replacements	0	40	0.0%	0.6%	0.6%	0.8%
% of FP17s Relating to Continuations	0	40	0.0%	0.9%	0.8%	1.1%
% of Patients satisfied with the dentistry they have received	1	1	N/A	90.0%	89.0%	91.5%
% of Patients satisfied with the time they had to wait for an appointment	0	1	N/A	87.4%	84.2%	87.9%

* This is based on patients treated on this contract for their most recent course of treatment. Figures in italics indicate the base number of FP17s or Patient Questionnaire responses are less than 100. N/A is shown where the base number of responses is less than 10 during the period. % is calculated as Quantity/Base number*100

Q63 - Vital Signs At a Glance Contract Report for 122300/0004 - December 2017

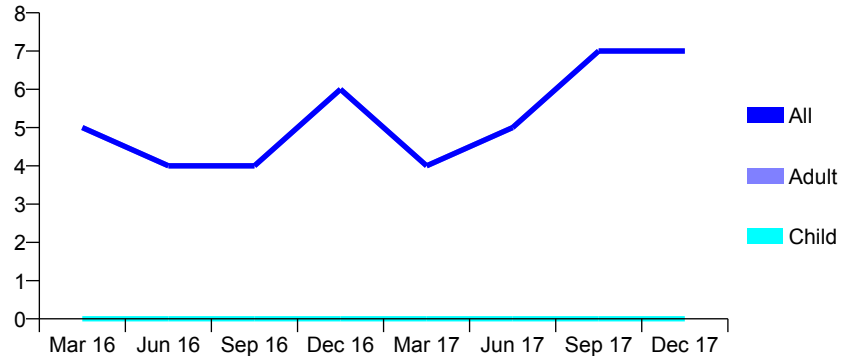
Name or company name	Splendent Care Ltd
Contract type name	PDS Contract
Purpose of contract	General
Contract start date	01/04/2010
Contract end date	31/03/2018

17/18 Contracted general activity (UDA)	90
Carry forward general activity (UDA)	0
17/18 Contracted orthodontic activity (UOA)	0
Carry forward orthodontic activity (UOA)	0
Baseline contract value	£4,718.51

ACCESS*

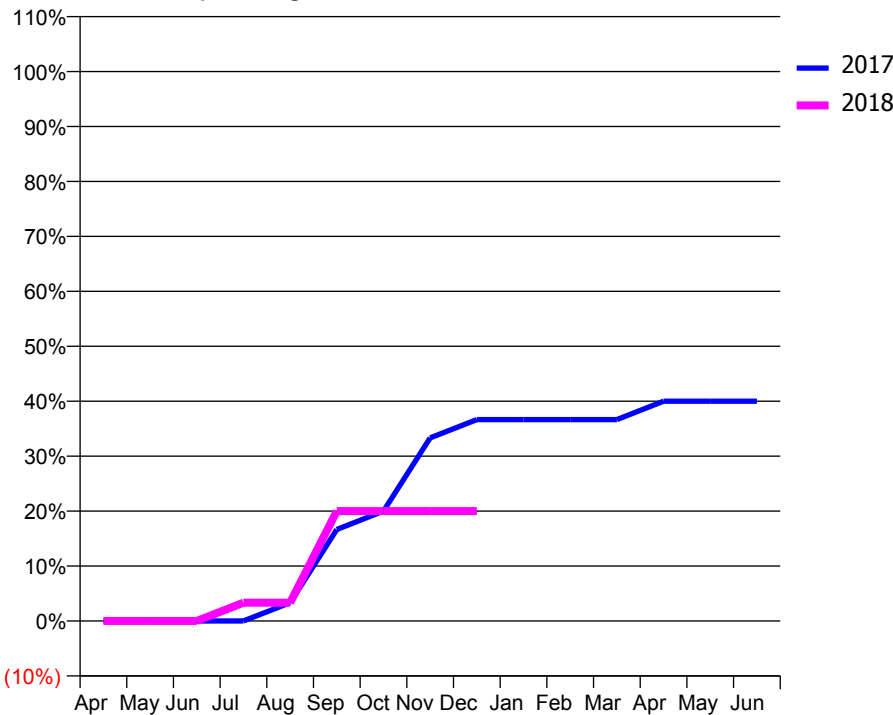
Patients seen in 24 months	Total	Change since previous quarter
Quarter ending December 2016	6	
Quarter ending March 2017	4	↓
Quarter ending June 2017	5	↑
Quarter ending September 2017	7	↑
Quarter ending December 2017	7	→
Variance since December 2016	16.7%	↑

Access trend analysis



ACTIVITY

Cumulative percentage of contracted UDA delivered 2017 & 2018



Month	Adjusted Scheduled Activity (UDA)	
	2017	2018
April	0	0
May	0	0
June	0	0
July	0	3
August	3	3
September	15	18
October	18	18
November	30	18
December	33	18
January	33	
February	33	
March	33	
April	36	
May	36	
June	36	

QUALITY

	Quantity	Base Number	Contract	AT	Region	England
% of FP17s for the same patient ID Re-attending within 3 months - Children	0	0	N/A	10.2%	11.6%	12.0%
% of FP17s for the same patient ID Re-attending within 3 months - Adults	0	4	0.0%	15.3%	16.7%	15.9%
% of FP17s for the same patient ID Re-attending between 3 & 9 months - Children	0	0	N/A	48.0%	47.3%	58.0%
% of FP17s for the same patient ID Re-attending between 3 & 9 months - Adults	0	4	0.0%	38.2%	38.3%	50.5%
% of FP17s for Band 1 Urgent Courses	0	3	0.0%	10.0%	10.5%	9.0%
% of FP17s Relating to Free Repair or Replacements	0	3	0.0%	0.6%	0.6%	0.8%
% of FP17s Relating to Continuations	0	3	0.0%	0.9%	0.8%	1.1%
% of Patients satisfied with the dentistry they have received	0	0	N/A	90.0%	89.0%	91.5%
% of Patients satisfied with the time they had to wait for an appointment	0	0	N/A	87.4%	84.2%	87.9%

* This is based on patients treated on this contract for their most recent course of treatment. Figures in italics indicate the base number of FP17s or Patient Questionnaire responses are less than 100. N/A is shown where the base number of responses is less than 10 during the period. % is calculated as Quantity/Base number*100

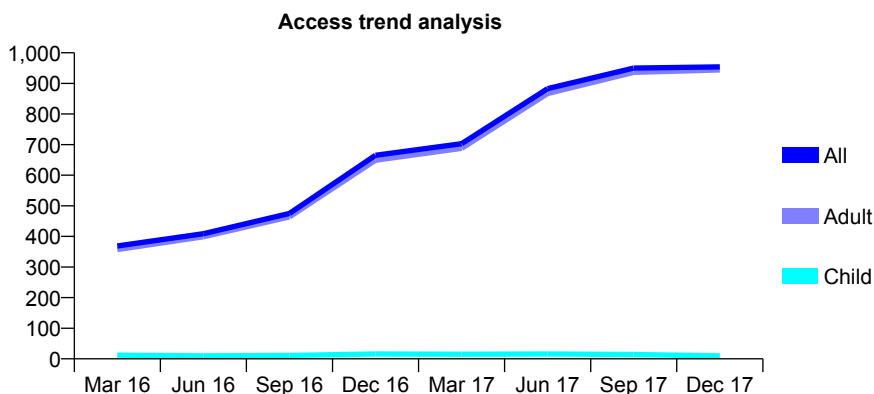
Q63 - Vital Signs At a Glance Contract Report for 122300/0005 - December 2017

Name or company name	Splendent Care Ltd
Contract type name	PDS Contract
Purpose of contract	General
Contract start date	01/09/2010
Contract end date	31/03/2018

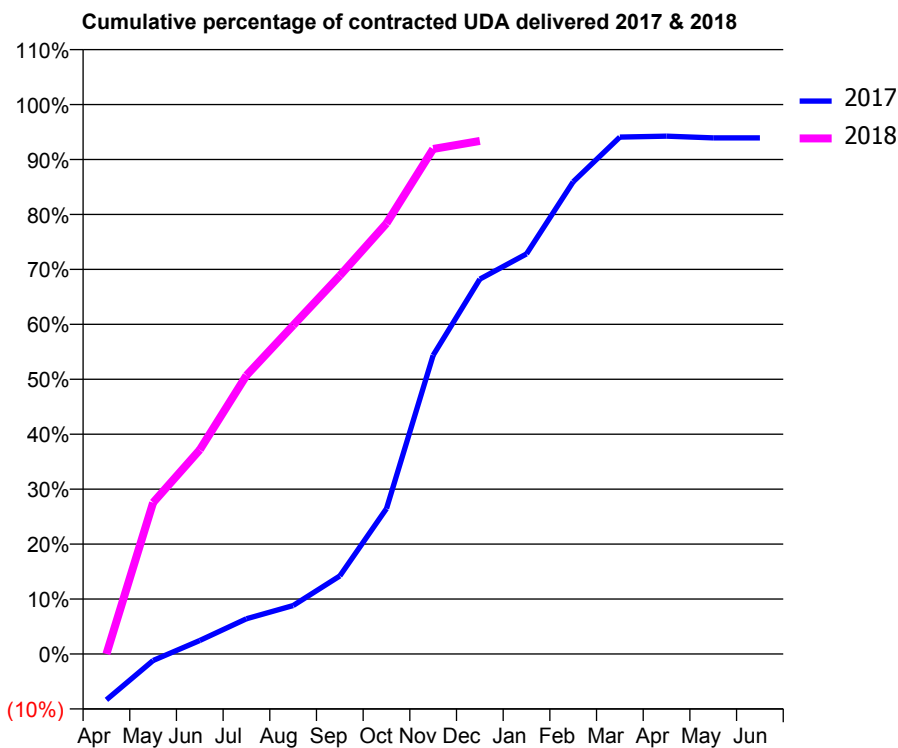
17/18 Contracted general activity (UDA)	2,000
Carry forward general activity (UDA)	0
17/18 Contracted orthodontic activity (UOA)	0
Carry forward orthodontic activity (UOA)	0
Baseline contract value	£97,366.47

ACCESS*

Patients seen in 24 months	Total	Change since previous quarter
Quarter ending December 2016	665	
Quarter ending March 2017	703	↑
Quarter ending June 2017	883	↑
Quarter ending September 2017	950	↑
Quarter ending December 2017	954	→
Variance since December 2016	43.5%	↑



ACTIVITY



Month	Adjusted Scheduled Activity (UDA)	
	2017	2018
April	-167	0
May	-24	551
June	49	743
July	128	1,014
August	176	1,196
September	284	1,377
October	529	1,567
November	1,087	1,838
December	1,364	1,867
January	1,456	
February	1,719	
March	1,882	
April	1,885	
May	1,879	
June	1,879	

QUALITY

	Quantity	Base Number	Contract	AT	Region	England
% of FP17s for the same patient ID Re-attending within 3 months - Children	1	10	10.0%	10.2%	11.6%	12.0%
% of FP17s for the same patient ID Re-attending within 3 months - Adults	15	632	2.4%	15.3%	16.7%	15.9%
% of FP17s for the same patient ID Re-attending between 3 & 9 months - Children	0	10	0.0%	48.0%	47.3%	58.0%
% of FP17s for the same patient ID Re-attending between 3 & 9 months - Adults	6	632	0.9%	38.2%	38.3%	50.5%
% of FP17s for Band 1 Urgent Courses	2	643	0.3%	10.0%	10.5%	9.0%
% of FP17s Relating to Free Repair or Replacements	0	643	0.0%	0.6%	0.6%	0.8%
% of FP17s Relating to Continuations	0	643	0.0%	0.9%	0.8%	1.1%
% of Patients satisfied with the dentistry they have received	0	0	N/A	90.0%	89.0%	91.5%
% of Patients satisfied with the time they had to wait for an appointment	0	0	N/A	87.4%	84.2%	87.9%

* This is based on patients treated on this contract for their most recent course of treatment. Figures in italics indicate the base number of FP17s or Patient Questionnaire responses are less than 100. N/A is shown where the base number of responses is less than 10 during the period. % is calculated as Quantity/Base number*100

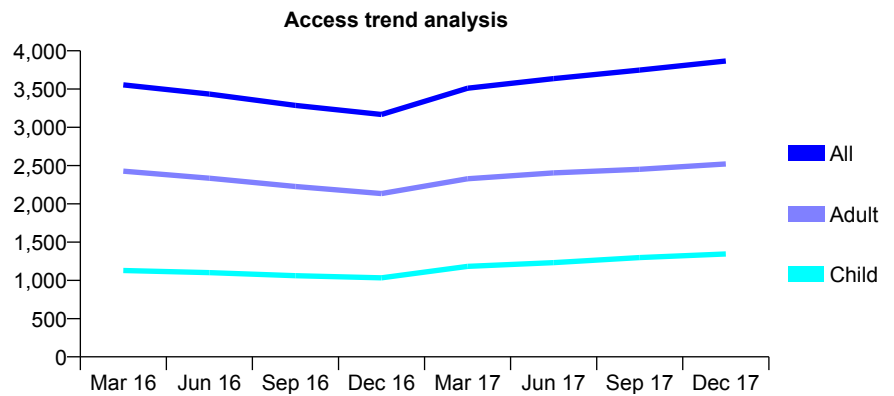
Q63 - Vital Signs At a Glance Contract Report for 122564/0001 - December 2017

Name or company name	Westbury Dental Care
Contract type name	GDS Contract
Purpose of contract	General
Contract start date	01/11/2013
Contract end date	

17/18 Contracted general activity (UDA)	10,000
Carry forward general activity (UDA)	0
17/18 Contracted orthodontic activity (UOA)	0
Carry forward orthodontic activity (UOA)	0
Baseline contract value	£292,217.57

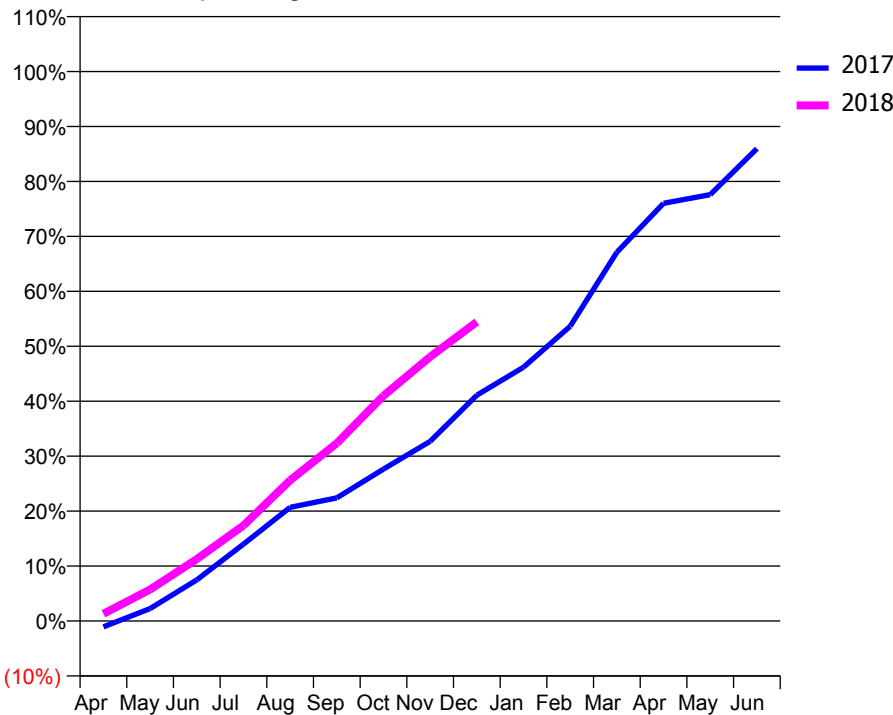
ACCESS*

Patients seen in 24 months	Total	Change since previous quarter
Quarter ending December 2016	3,167	
Quarter ending March 2017	3,511	↑
Quarter ending June 2017	3,636	↑
Quarter ending September 2017	3,749	↑
Quarter ending December 2017	3,866	↑
Variance since December 2016	22.1%	↑



ACTIVITY

Cumulative percentage of contracted UDA delivered 2017 & 2018



Month	Adjusted Scheduled Activity (UDA)	
	2017	2018
April	-109	133
May	227	574
June	748	1,127
July	1,398	1,738
August	2,070	2,561
September	2,241	3,237
October	2,766	4,100
November	3,270	4,810
December	4,111	5,445
January	4,619	
February	5,363	
March	6,712	
April	7,602	
May	7,759	
June	8,597	

QUALITY

	Quantity	Base Number	Contract	AT	Region	England
% of FP17s for the same patient ID Re-attending within 3 months - Children	261	1,557	16.8%	10.2%	11.6%	12.0%
% of FP17s for the same patient ID Re-attending within 3 months - Adults	406	2,141	19.0%	15.3%	16.7%	15.9%
% of FP17s for the same patient ID Re-attending between 3 & 9 months - Children	744	1,557	47.8%	48.0%	47.3%	58.0%
% of FP17s for the same patient ID Re-attending between 3 & 9 months - Adults	603	2,141	28.2%	38.2%	38.3%	50.5%
% of FP17s for Band 1 Urgent Courses	465	2,781	16.7%	10.0%	10.5%	9.0%
% of FP17s Relating to Free Repair or Replacements	20	2,781	0.7%	0.6%	0.6%	0.8%
% of FP17s Relating to Continuations	13	2,781	0.5%	0.9%	0.8%	1.1%
% of Patients satisfied with the dentistry they have received	2	2	N/A	90.0%	89.0%	91.5%
% of Patients satisfied with the time they had to wait for an appointment	1	2	N/A	87.4%	84.2%	87.9%

* This is based on patients treated on this contract for their most recent course of treatment. Figures in italics indicate the base number of FP17s or Patient Questionnaire responses are less than 100. N/A is shown where the base number of responses is less than 10 during the period. % is calculated as Quantity/Base number*100

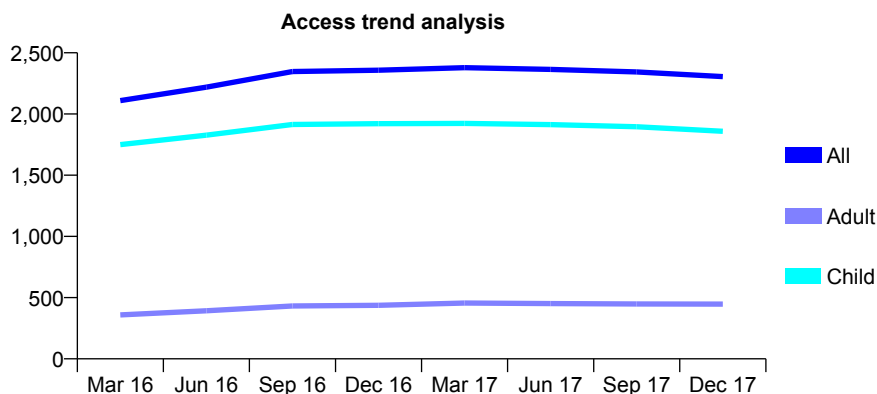
Q63 - Vital Signs At a Glance Contract Report for 123226/0001 - December 2017

Name or company name	Anand Dinker Patel
Contract type name	GDS Contract
Purpose of contract	General
Contract start date	01/09/2014
Contract end date	

17/18 Contracted general activity (UDA)	4,200
Carry forward general activity (UDA)	-81
17/18 Contracted orthodontic activity (UOA)	0
Carry forward orthodontic activity (UOA)	0
Baseline contract value	£93,225.01

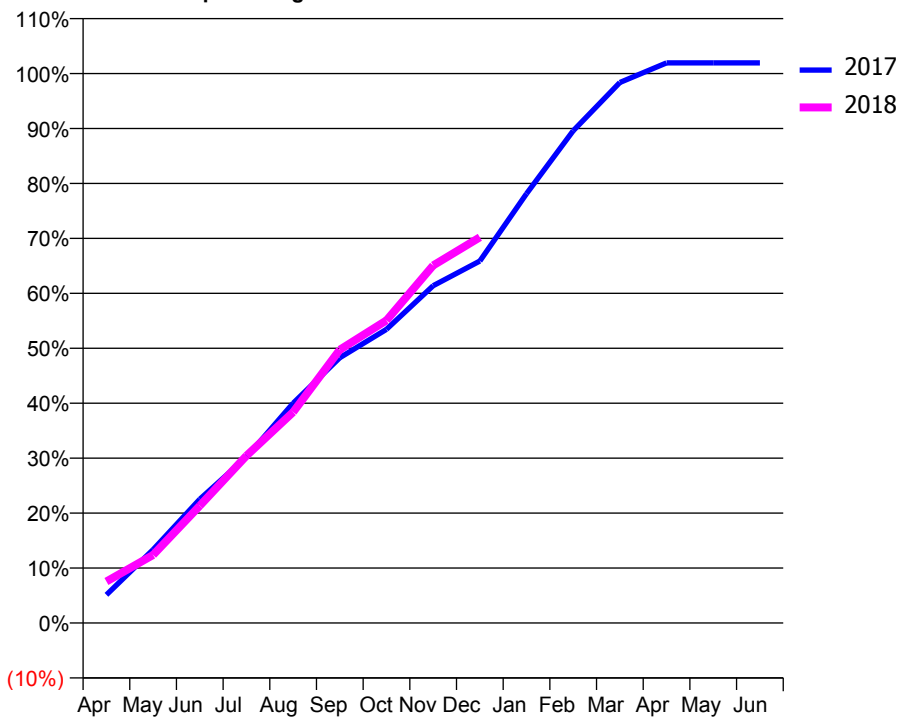
ACCESS*

Patients seen in 24 months	Total	Change since previous quarter
Quarter ending December 2016	2,358	
Quarter ending March 2017	2,379	→
Quarter ending June 2017	2,364	→
Quarter ending September 2017	2,344	→
Quarter ending December 2017	2,306	↓
Variance since December 2016	(2.2%)	↓



ACTIVITY

Cumulative percentage of contracted UDA delivered 2017 & 2018



Month	Adjusted Scheduled Activity (UDA)	
	2017	2018
April	216	317
May	561	520
June	947	896
July	1,268	1,279
August	1,680	1,612
September	2,028	2,089
October	2,244	2,313
November	2,578	2,733
December	2,767	2,948
January	3,281	
February	3,763	
March	4,131	
April	4,281	
May	4,281	
June	4,281	

QUALITY

	Quantity	Base Number	Contract	AT	Region	England
% of FP17s for the same patient ID Re-attending within 3 months - Children	144	1,861	7.7%	10.2%	11.6%	12.0%
% of FP17s for the same patient ID Re-attending within 3 months - Adults	15	258	5.8%	15.3%	16.7%	15.9%
% of FP17s for the same patient ID Re-attending between 3 & 9 months - Children	995	1,861	53.5%	48.0%	47.3%	58.0%
% of FP17s for the same patient ID Re-attending between 3 & 9 months - Adults	118	258	45.7%	38.2%	38.3%	50.5%
% of FP17s for Band 1 Urgent Courses	98	2,009	4.9%	10.0%	10.5%	9.0%
% of FP17s Relating to Free Repair or Replacements	0	2,009	0.0%	0.6%	0.6%	0.8%
% of FP17s Relating to Continuations	0	2,009	0.0%	0.9%	0.8%	1.1%
% of Patients satisfied with the dentistry they have received	3	3	N/A	90.0%	89.0%	91.5%
% of Patients satisfied with the time they had to wait for an appointment	3	3	N/A	87.4%	84.2%	87.9%

* This is based on patients treated on this contract for their most recent course of treatment. Figures in italics indicate the base number of FP17s or Patient Questionnaire responses are less than 100. N/A is shown where the base number of responses is less than 10 during the period. % is calculated as Quantity/Base number*100

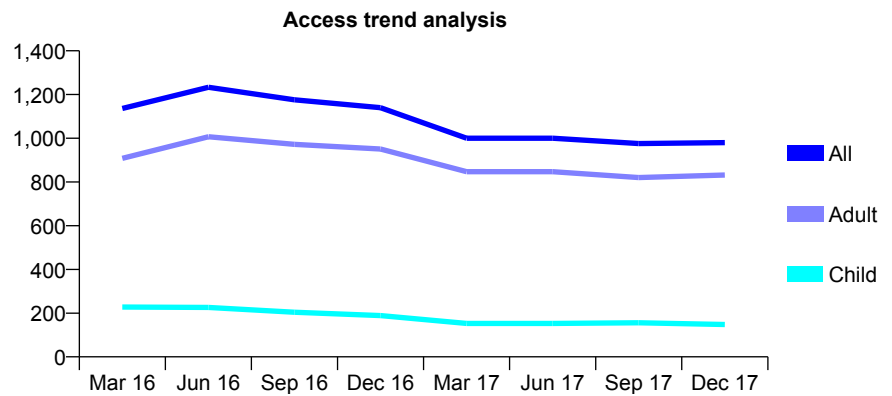
Q63 - Vital Signs At a Glance Contract Report for 124656/0001 - December 2017

Name or company name	Bhageerutty Smiles Ltd
Contract type name	GDS Contract
Purpose of contract	General
Contract start date	01/04/2009
Contract end date	

17/18 Contracted general activity (UDA)	7,265
Carry forward general activity (UDA)	-5
17/18 Contracted orthodontic activity (UOA)	0
Carry forward orthodontic activity (UOA)	0
Baseline contract value	£236,992.12

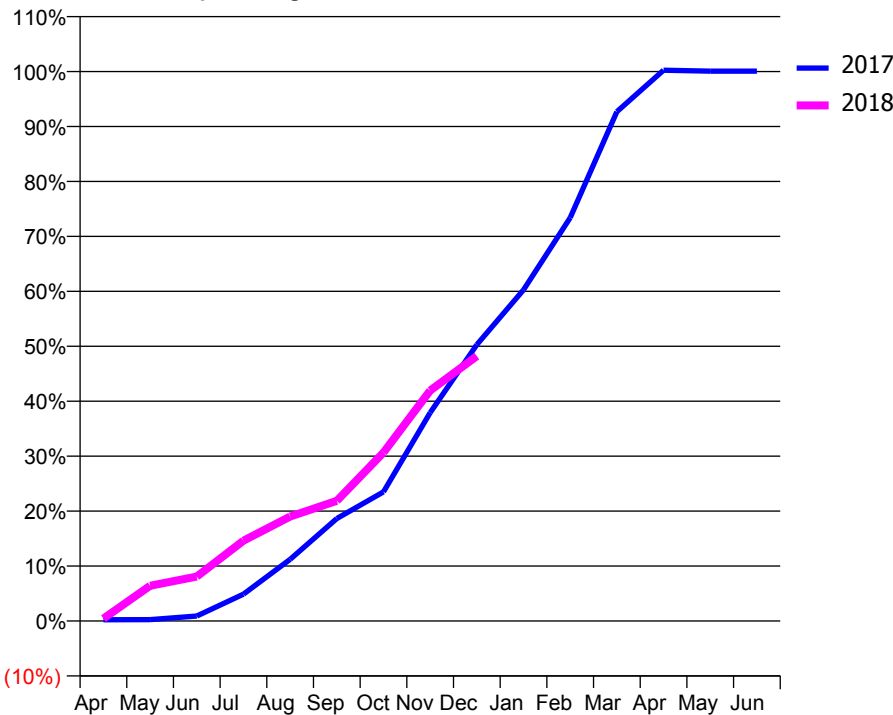
ACCESS*

Patients seen in 24 months	Total	Change since previous quarter
Quarter ending December 2016	1,140	
Quarter ending March 2017	1,000	↓
Quarter ending June 2017	1,000	→
Quarter ending September 2017	976	↓
Quarter ending December 2017	980	→
Variance since December 2016	(14.0%)	↓



ACTIVITY

Cumulative percentage of contracted UDA delivered 2017 & 2018



Month	Adjusted Scheduled Activity (UDA)	
	2017	2018
April	17	32
May	18	467
June	66	587
July	354	1,062
August	815	1,381
September	1,355	1,590
October	1,708	2,228
November	2,754	3,047
December	3,654	3,502
January	4,379	
February	5,332	
March	6,735	
April	7,282	
May	7,270	
June	7,270	

QUALITY

	Quantity	Base Number	Contract	AT	Region	England
% of FP17s for the same patient ID Re-attending within 3 months - Children	4	79	5.1%	10.2%	11.6%	12.0%
% of FP17s for the same patient ID Re-attending within 3 months - Adults	200	629	31.8%	15.3%	16.7%	15.9%
% of FP17s for the same patient ID Re-attending between 3 & 9 months - Children	10	79	12.7%	48.0%	47.3%	58.0%
% of FP17s for the same patient ID Re-attending between 3 & 9 months - Adults	140	629	22.3%	38.2%	38.3%	50.5%
% of FP17s for Band 1 Urgent Courses	58	658	8.8%	10.0%	10.5%	9.0%
% of FP17s Relating to Free Repair or Replacements	2	658	0.3%	0.6%	0.6%	0.8%
% of FP17s Relating to Continuations	8	658	1.2%	0.9%	0.8%	1.1%
% of Patients satisfied with the dentistry they have received	0	0	N/A	90.0%	89.0%	91.5%
% of Patients satisfied with the time they had to wait for an appointment	0	0	N/A	87.4%	84.2%	87.9%

* This is based on patients treated on this contract for their most recent course of treatment. Figures in italics indicate the base number of FP17s or Patient Questionnaire responses are less than 100. N/A is shown where the base number of responses is less than 10 during the period. % is calculated as Quantity/Base number*100

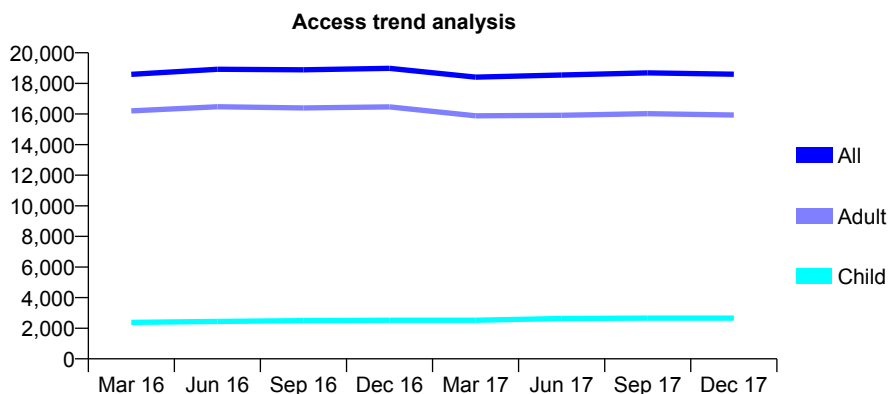
Q63 - Vital Signs At a Glance Contract Report for 124796/0001 - December 2017

Name or company name	Progenics Ltd
Contract type name	GDS Contract
Purpose of contract	General
Contract start date	01/11/2009
Contract end date	

17/18 Contracted general activity (UDA)	41,300
Carry forward general activity (UDA)	-826
17/18 Contracted orthodontic activity (UOA)	0
Carry forward orthodontic activity (UOA)	0
Baseline contract value	£1,206,588.89

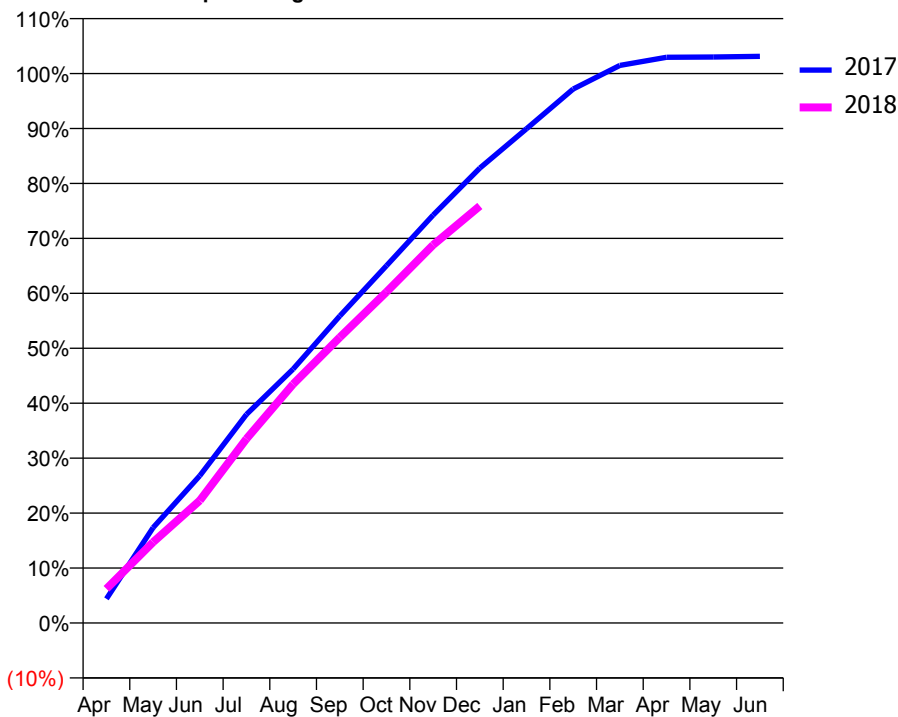
ACCESS*

Patients seen in 24 months	Total	Change since previous quarter
Quarter ending December 2016	18,984	
Quarter ending March 2017	18,409	↓
Quarter ending June 2017	18,552	→
Quarter ending September 2017	18,690	→
Quarter ending December 2017	18,601	→
Variance since December 2016	(2.0%)	↓



ACTIVITY

Cumulative percentage of contracted UDA delivered 2017 & 2018



Month	Adjusted Scheduled Activity (UDA)	
	2017	2018
April	1,817	2,569
May	7,175	6,081
June	11,067	9,210
July	15,679	13,844
August	19,090	17,956
September	23,080	21,470
October	26,856	24,883
November	30,666	28,416
December	34,188	31,345
January	37,143	
February	40,136	
March	41,911	
April	42,521	
May	42,544	
June	42,589	

QUALITY

	Quantity	Base Number	Contract	AT	Region	England
% of FP17s for the same patient ID Re-attending within 3 months - Children	117	2,499	4.7%	10.2%	11.6%	12.0%
% of FP17s for the same patient ID Re-attending within 3 months - Adults	933	11,495	8.1%	15.3%	16.7%	15.9%
% of FP17s for the same patient ID Re-attending between 3 & 9 months - Children	1,188	2,499	47.5%	48.0%	47.3%	58.0%
% of FP17s for the same patient ID Re-attending between 3 & 9 months - Adults	3,557	11,495	30.9%	38.2%	38.3%	50.5%
% of FP17s for Band 1 Urgent Courses	1,734	13,658	12.7%	10.0%	10.5%	9.0%
% of FP17s Relating to Free Repair or Replacements	72	13,658	0.5%	0.6%	0.6%	0.8%
% of FP17s Relating to Continuations	14	13,658	0.1%	0.9%	0.8%	1.1%
% of Patients satisfied with the dentistry they have received	14	17	82.4%	90.0%	89.0%	91.5%
% of Patients satisfied with the time they had to wait for an appointment	15	17	88.2%	87.4%	84.2%	87.9%

* This is based on patients treated on this contract for their most recent course of treatment. Figures in italics indicate the base number of FP17s or Patient Questionnaire responses are less than 100. N/A is shown where the base number of responses is less than 10 during the period. % is calculated as Quantity/Base number*100

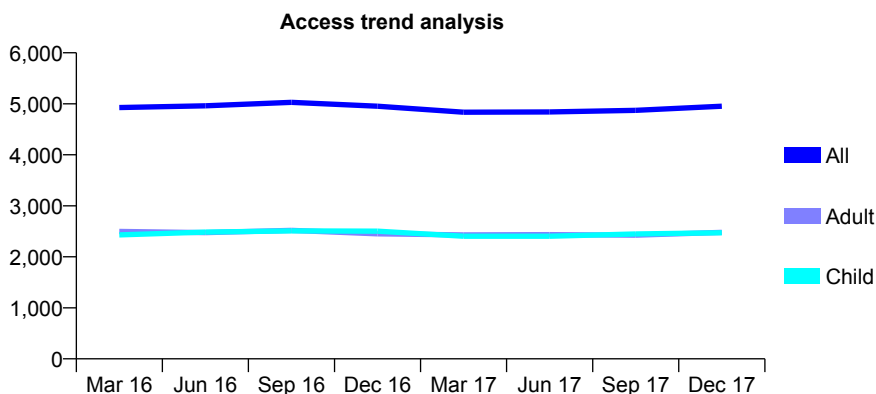
Q63 - Vital Signs At a Glance Contract Report for 124869/0001 - December 2017

Name or company name	M.K. Vasant & Associates
Contract type name	GDS Contract
Purpose of contract	General
Contract start date	01/04/2006
Contract end date	

17/18 Contracted general activity (UDA)	12,500
Carry forward general activity (UDA)	-31
17/18 Contracted orthodontic activity (UOA)	0
Carry forward orthodontic activity (UOA)	0
Baseline contract value	£311,240.37

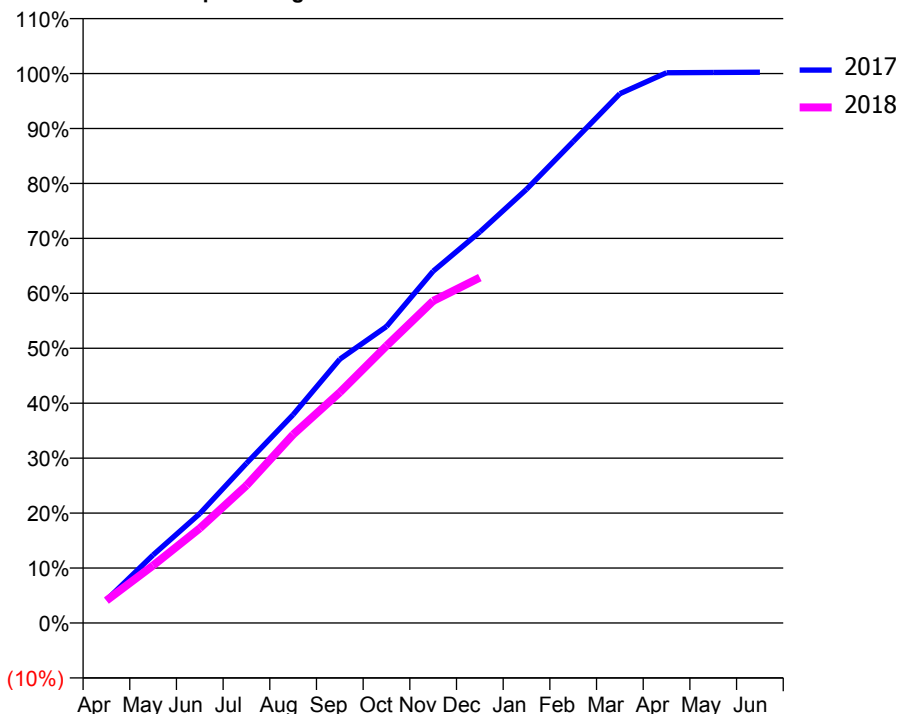
ACCESS*

Patients seen in 24 months	Total	Change since previous quarter
Quarter ending December 2016	4,954	
Quarter ending March 2017	4,834	↓
Quarter ending June 2017	4,840	→
Quarter ending September 2017	4,873	→
Quarter ending December 2017	4,952	→
Variance since December 2016	(0.0%)	→



ACTIVITY

Cumulative percentage of contracted UDA delivered 2017 & 2018



Month	Adjusted Scheduled Activity (UDA)	
	2017	2018
April	522	511
May	1,548	1,309
June	2,490	2,156
July	3,632	3,128
August	4,739	4,286
September	6,001	5,245
October	6,746	6,304
November	8,003	7,326
December	8,896	7,858
January	9,866	
February	10,951	
March	12,041	
April	12,519	
May	12,524	
June	12,531	

QUALITY

	Quantity	Base Number	Contract	AT	Region	England
% of FP17s for the same patient ID Re-attending within 3 months - Children	252	2,423	10.4%	10.2%	11.6%	12.0%
% of FP17s for the same patient ID Re-attending within 3 months - Adults	299	1,943	15.4%	15.3%	16.7%	15.9%
% of FP17s for the same patient ID Re-attending between 3 & 9 months - Children	1,113	2,423	45.9%	48.0%	47.3%	58.0%
% of FP17s for the same patient ID Re-attending between 3 & 9 months - Adults	748	1,943	38.5%	38.2%	38.3%	50.5%
% of FP17s for Band 1 Urgent Courses	400	3,831	10.4%	10.0%	10.5%	9.0%
% of FP17s Relating to Free Repair or Replacements	3	3,831	0.1%	0.6%	0.6%	0.8%
% of FP17s Relating to Continuations	9	3,831	0.2%	0.9%	0.8%	1.1%
% of Patients satisfied with the dentistry they have received	2	2	N/A	90.0%	89.0%	91.5%
% of Patients satisfied with the time they had to wait for an appointment	2	2	N/A	87.4%	84.2%	87.9%

* This is based on patients treated on this contract for their most recent course of treatment. Figures in italics indicate the base number of FP17s or Patient Questionnaire responses are less than 100. N/A is shown where the base number of responses is less than 10 during the period. % is calculated as Quantity/Base number*100

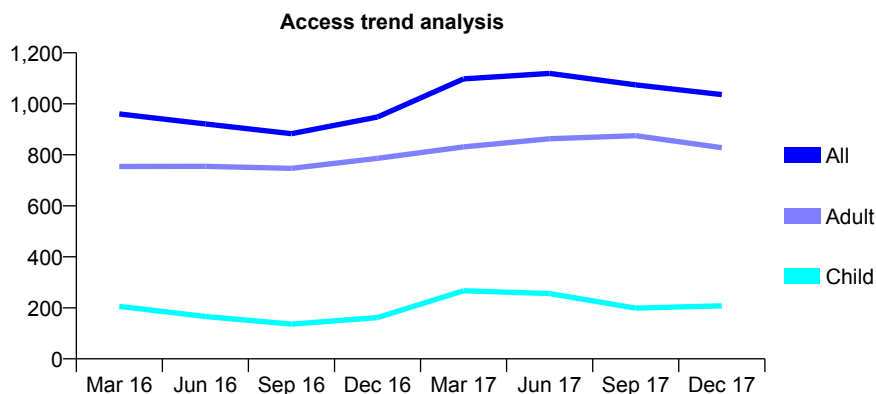
Q63 - Vital Signs At a Glance Contract Report for 124869/0002 - December 2017

Name or company name	M.K. Vasant & Associates
Contract type name	GDS Contract
Purpose of contract	General
Contract start date	01/04/2006
Contract end date	

17/18 Contracted general activity (UDA)	2,831
Carry forward general activity (UDA)	3
17/18 Contracted orthodontic activity (UOA)	0
Carry forward orthodontic activity (UOA)	0
Baseline contract value	£76,633.88

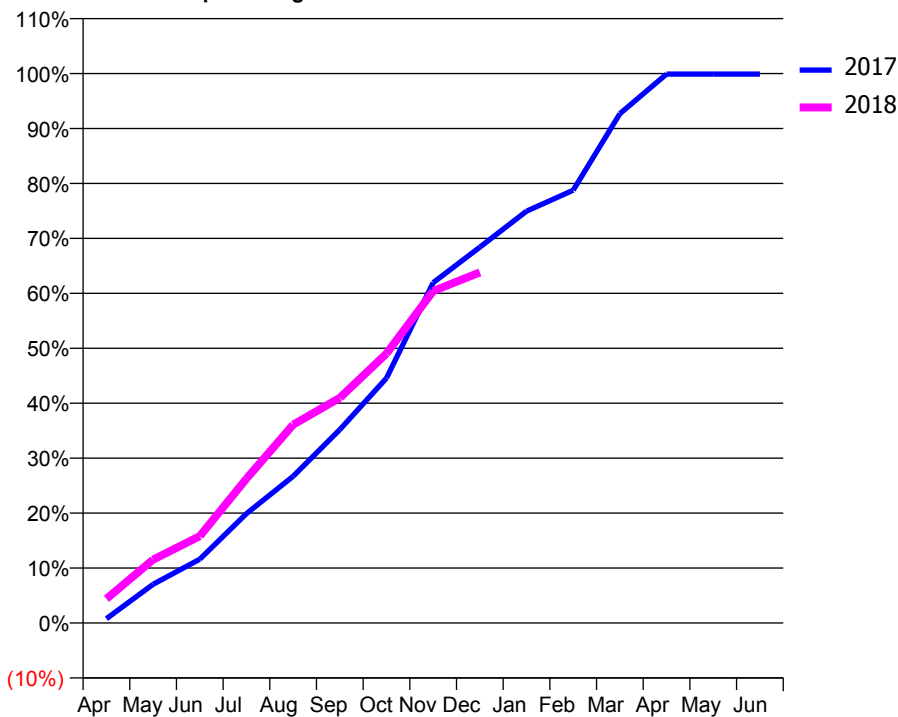
ACCESS*

Patients seen in 24 months	Total	Change since previous quarter
Quarter ending December 2016	948	
Quarter ending March 2017	1,098	↑
Quarter ending June 2017	1,119	→
Quarter ending September 2017	1,074	↓
Quarter ending December 2017	1,036	↓
Variance since December 2016	9.3%	↑



ACTIVITY

Cumulative percentage of contracted UDA delivered 2017 & 2018



Month	Adjusted Scheduled Activity (UDA)	
	2017	2018
April	22	125
May	199	327
June	329	447
July	564	744
August	756	1,022
September	997	1,160
October	1,262	1,388
November	1,753	1,710
December	1,936	1,806
January	2,122	
February	2,229	
March	2,624	
April	2,828	
May	2,828	
June	2,828	

QUALITY

	Quantity	Base Number	Contract	AT	Region	England
% of FP17s for the same patient ID Re-attending within 3 months - Children	1	212	0.5%	10.2%	11.6%	12.0%
% of FP17s for the same patient ID Re-attending within 3 months - Adults	38	623	6.1%	15.3%	16.7%	15.9%
% of FP17s for the same patient ID Re-attending between 3 & 9 months - Children	11	212	5.2%	48.0%	47.3%	58.0%
% of FP17s for the same patient ID Re-attending between 3 & 9 months - Adults	173	623	27.8%	38.2%	38.3%	50.5%
% of FP17s for Band 1 Urgent Courses	87	767	11.3%	10.0%	10.5%	9.0%
% of FP17s Relating to Free Repair or Replacements	0	767	0.0%	0.6%	0.6%	0.8%
% of FP17s Relating to Continuations	6	767	0.8%	0.9%	0.8%	1.1%
% of Patients satisfied with the dentistry they have received	1	1	N/A	90.0%	89.0%	91.5%
% of Patients satisfied with the time they had to wait for an appointment	1	1	N/A	87.4%	84.2%	87.9%

* This is based on patients treated on this contract for their most recent course of treatment. Figures in italics indicate the base number of FP17s or Patient Questionnaire responses are less than 100. N/A is shown where the base number of responses is less than 10 during the period. % is calculated as Quantity/Base number*100

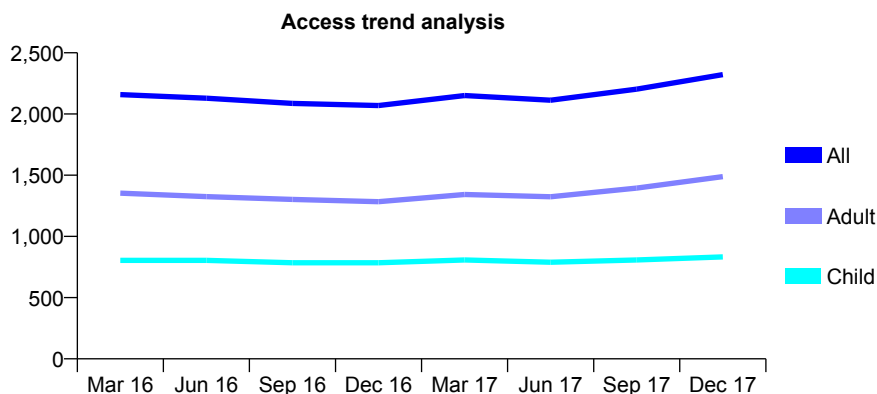
Q63 - Vital Signs At a Glance Contract Report for 124966/0001 - December 2017

Name or company name	Malden Dental Care
Contract type name	GDS Contract
Purpose of contract	General
Contract start date	01/06/2010
Contract end date	

17/18 Contracted general activity (UDA)	5,300
Carry forward general activity (UDA)	0
17/18 Contracted orthodontic activity (UOA)	0
Carry forward orthodontic activity (UOA)	0
Baseline contract value	£148,566.25

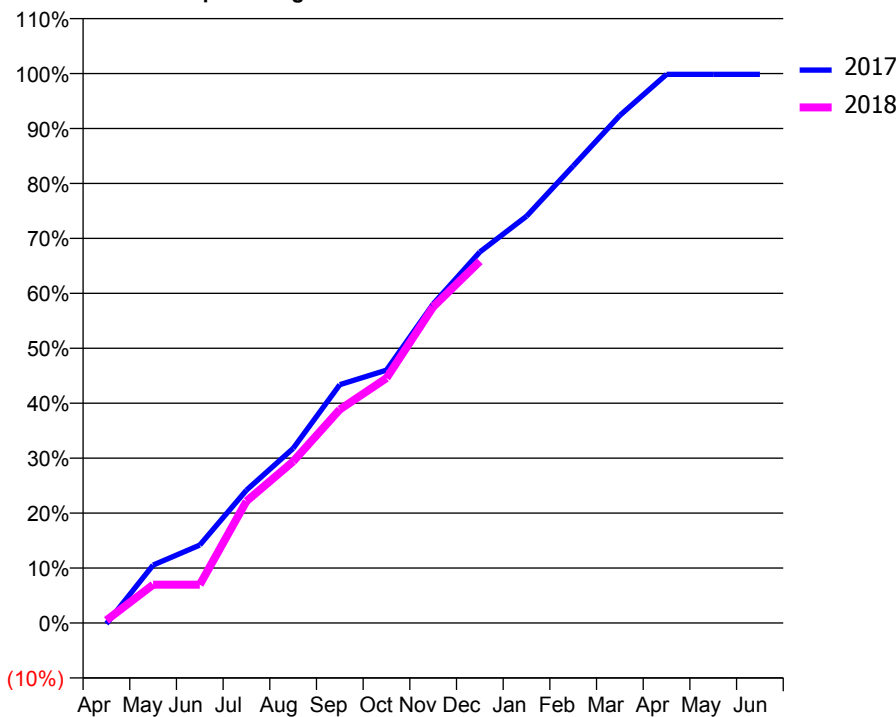
ACCESS*

Patients seen in 24 months	Total	Change since previous quarter
Quarter ending December 2016	2,069	
Quarter ending March 2017	2,151	↑
Quarter ending June 2017	2,113	↓
Quarter ending September 2017	2,203	↑
Quarter ending December 2017	2,322	↑
Variance since December 2016	12.2%	↑



ACTIVITY

Cumulative percentage of contracted UDA delivered 2017 & 2018



Month	Adjusted Scheduled Activity (UDA)	
	2017	2018
April	-8	27
May	559	369
June	752	369
July	1,281	1,175
August	1,684	1,558
September	2,299	2,060
October	2,439	2,362
November	3,077	3,048
December	3,579	3,489
January	3,923	
February	4,408	
March	4,896	
April	5,292	
May	5,292	
June	5,292	

QUALITY

	Quantity	Base Number	Contract	AT	Region	England
% of FP17s for the same patient ID Re-attending within 3 months - Children	60	750	8.0%	10.2%	11.6%	12.0%
% of FP17s for the same patient ID Re-attending within 3 months - Adults	153	1,161	13.2%	15.3%	16.7%	15.9%
% of FP17s for the same patient ID Re-attending between 3 & 9 months - Children	294	750	39.2%	48.0%	47.3%	58.0%
% of FP17s for the same patient ID Re-attending between 3 & 9 months - Adults	388	1,161	33.4%	38.2%	38.3%	50.5%
% of FP17s for Band 1 Urgent Courses	143	1,745	8.2%	10.0%	10.5%	9.0%
% of FP17s Relating to Free Repair or Replacements	2	1,745	0.1%	0.6%	0.6%	0.8%
% of FP17s Relating to Continuations	2	1,745	0.1%	0.9%	0.8%	1.1%
% of Patients satisfied with the dentistry they have received	4	4	N/A	90.0%	89.0%	91.5%
% of Patients satisfied with the time they had to wait for an appointment	3	4	N/A	87.4%	84.2%	87.9%

* This is based on patients treated on this contract for their most recent course of treatment. Figures in italics indicate the base number of FP17s or Patient Questionnaire responses are less than 100. N/A is shown where the base number of responses is less than 10 during the period. % is calculated as Quantity/Base number*100

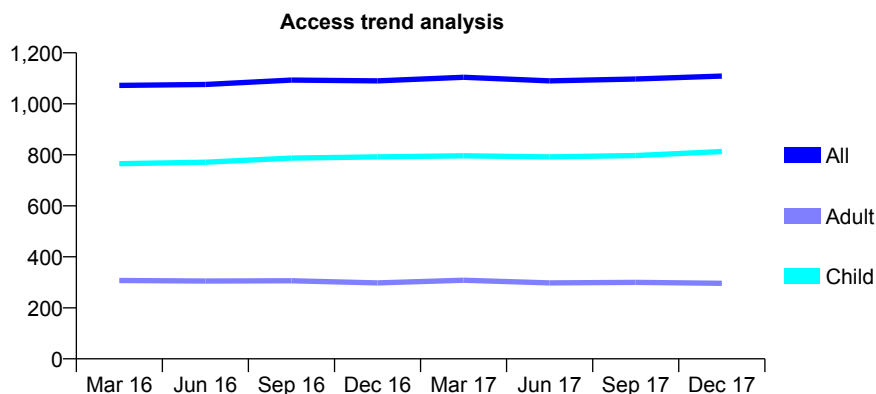
Q63 - Vital Signs At a Glance Contract Report for 125180/0001 - December 2017

Name or company name	Haynes Dental Ltd
Contract type name	GDS Contract
Purpose of contract	General
Contract start date	01/04/2012
Contract end date	

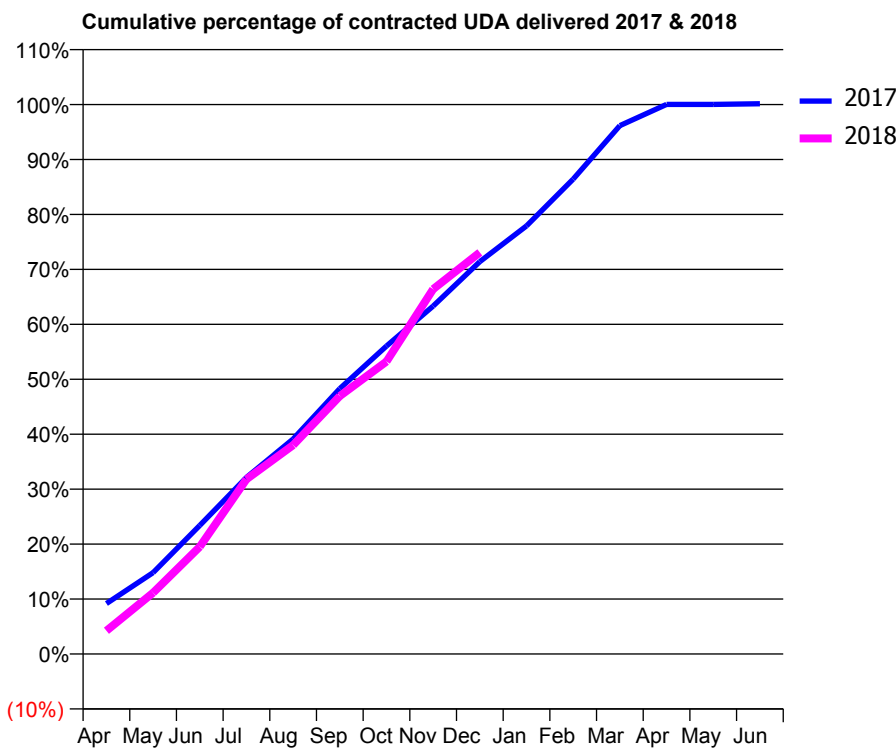
17/18 Contracted general activity (UDA)	2,430
Carry forward general activity (UDA)	-4
17/18 Contracted orthodontic activity (UOA)	0
Carry forward orthodontic activity (UOA)	0
Baseline contract value	£58,173.12

ACCESS*

Patients seen in 24 months	Total	Change since previous quarter
Quarter ending December 2016	1,090	
Quarter ending March 2017	1,104	→
Quarter ending June 2017	1,090	↓
Quarter ending September 2017	1,097	→
Quarter ending December 2017	1,109	→
Variance since December 2016	1.7%	→



ACTIVITY



Month	Adjusted Scheduled Activity (UDA)	
	2017	2018
April	223	103
May	360	271
June	569	475
July	781	773
August	951	924
September	1,174	1,141
October	1,362	1,293
November	1,539	1,614
December	1,735	1,776
January	1,893	
February	2,100	
March	2,337	
April	2,431	
May	2,431	
June	2,434	

QUALITY

	Quantity	Base Number	Contract	AT	Region	England
% of FP17s for the same patient ID Re-attending within 3 months - Children	81	837	9.7%	10.2%	11.6%	12.0%
% of FP17s for the same patient ID Re-attending within 3 months - Adults	39	213	18.3%	15.3%	16.7%	15.9%
% of FP17s for the same patient ID Re-attending between 3 & 9 months - Children	439	837	52.4%	48.0%	47.3%	58.0%
% of FP17s for the same patient ID Re-attending between 3 & 9 months - Adults	88	213	41.3%	38.2%	38.3%	50.5%
% of FP17s for Band 1 Urgent Courses	14	994	1.4%	10.0%	10.5%	9.0%
% of FP17s Relating to Free Repair or Replacements	0	994	0.0%	0.6%	0.6%	0.8%
% of FP17s Relating to Continuations	30	994	3.0%	0.9%	0.8%	1.1%
% of Patients satisfied with the dentistry they have received	1	1	N/A	90.0%	89.0%	91.5%
% of Patients satisfied with the time they had to wait for an appointment	1	1	N/A	87.4%	84.2%	87.9%

* This is based on patients treated on this contract for their most recent course of treatment. Figures in italics indicate the base number of FP17s or Patient Questionnaire responses are less than 100. N/A is shown where the base number of responses is less than 10 during the period. % is calculated as Quantity/Base number*100

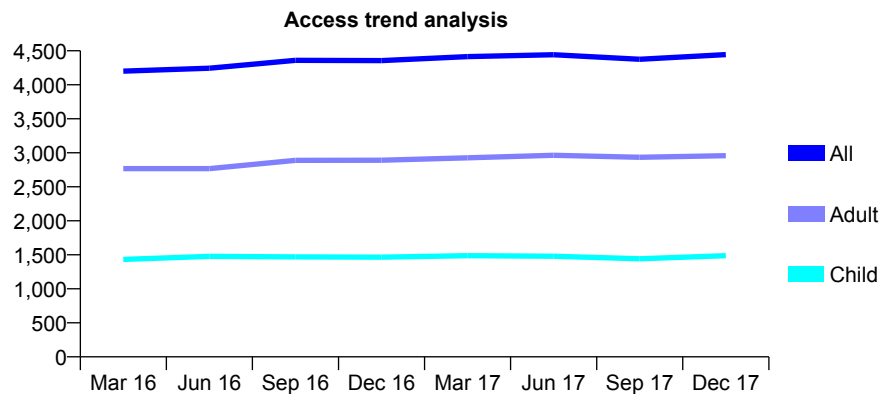
Q63 - Vital Signs At a Glance Contract Report for 125482/0001 - December 2017

Name or company name	Linden Lodge Dental Practice
Contract type name	GDS Contract
Purpose of contract	General
Contract start date	01/04/2010
Contract end date	

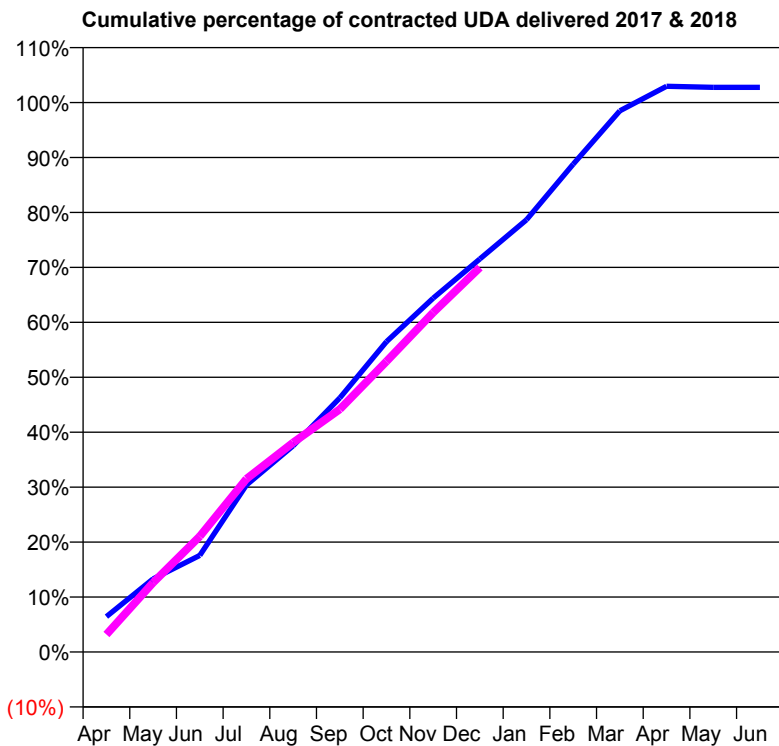
17/18 Contracted general activity (UDA)	13,278
Carry forward general activity (UDA)	-266
17/18 Contracted orthodontic activity (UOA)	0
Carry forward orthodontic activity (UOA)	0
Baseline contract value	£367,003.02

ACCESS*

Patients seen in 24 months	Total	Change since previous quarter
Quarter ending December 2016	4,356	
Quarter ending March 2017	4,414	→
Quarter ending June 2017	4,443	→
Quarter ending September 2017	4,376	↓
Quarter ending December 2017	4,445	→
Variance since December 2016	2.0%	↑



ACTIVITY



Month	Adjusted Scheduled Activity (UDA)	
	2017	2018
April	855	424
May	1,766	1,677
June	2,333	2,794
July	4,035	4,183
August	4,985	5,060
September	6,139	5,867
October	7,499	7,023
November	8,549	8,203
December	9,497	9,290
January	10,444	
February	11,787	
March	13,078	
April	13,670	
May	13,644	
June	13,644	

QUALITY

	Quantity	Base Number	Contract	AT	Region	England
% of FP17s for the same patient ID Re-attending within 3 months - Children	63	1,123	5.6%	10.2%	11.6%	12.0%
% of FP17s for the same patient ID Re-attending within 3 months - Adults	171	1,914	8.9%	15.3%	16.7%	15.9%
% of FP17s for the same patient ID Re-attending between 3 & 9 months - Children	402	1,123	35.8%	48.0%	47.3%	58.0%
% of FP17s for the same patient ID Re-attending between 3 & 9 months - Adults	567	1,914	29.6%	38.2%	38.3%	50.5%
% of FP17s for Band 1 Urgent Courses	223	2,893	7.7%	10.0%	10.5%	9.0%
% of FP17s Relating to Free Repair or Replacements	11	2,893	0.4%	0.6%	0.6%	0.8%
% of FP17s Relating to Continuations	3	2,893	0.1%	0.9%	0.8%	1.1%
% of Patients satisfied with the dentistry they have received	0	0	N/A	90.0%	89.0%	91.5%
% of Patients satisfied with the time they had to wait for an appointment	0	0	N/A	87.4%	84.2%	87.9%

* This is based on patients treated on this contract for their most recent course of treatment. Figures in italics indicate the base number of FP17s or Patient Questionnaire responses are less than 100. N/A is shown where the base number of responses is less than 10 during the period. % is calculated as Quantity/Base number*100

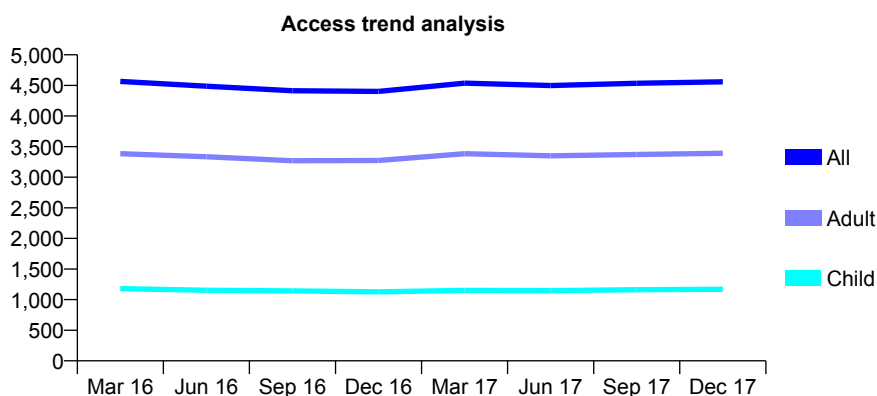
Q63 - Vital Signs At a Glance Contract Report for 125660/0001 - December 2017

Name or company name	Crook Log Dental Liimited
Contract type name	GDS Contract
Purpose of contract	General
Contract start date	01/04/2011
Contract end date	

17/18 Contracted general activity (UDA)	11,462
Carry forward general activity (UDA)	20
17/18 Contracted orthodontic activity (UOA)	0
Carry forward orthodontic activity (UOA)	0
Baseline contract value	£325,099.88

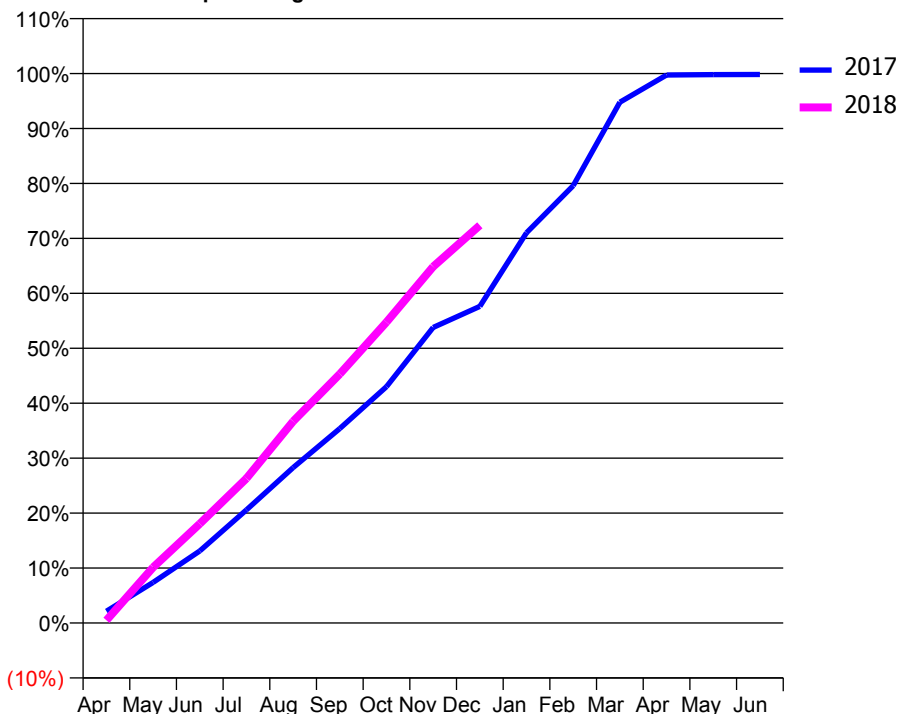
ACCESS*

Patients seen in 24 months	Total	Change since previous quarter
Quarter ending December 2016	4,401	
Quarter ending March 2017	4,536	↑
Quarter ending June 2017	4,497	→
Quarter ending September 2017	4,534	→
Quarter ending December 2017	4,559	→
Variance since December 2016	3.6%	↑



ACTIVITY

Cumulative percentage of contracted UDA delivered 2017 & 2018



Month	Adjusted Scheduled Activity (UDA)	
	2017	2018
April	245	58
May	846	1,161
June	1,504	2,070
July	2,360	3,016
August	3,242	4,206
September	4,056	5,195
October	4,930	6,278
November	6,166	7,433
December	6,606	8,296
January	8,140	
February	9,123	
March	10,862	
April	11,431	
May	11,439	
June	11,442	

QUALITY

	Quantity	Base Number	Contract	AT	Region	England
% of FP17s for the same patient ID Re-attending within 3 months - Children	79	1,280	6.2%	10.2%	11.6%	12.0%
% of FP17s for the same patient ID Re-attending within 3 months - Adults	361	3,619	10.0%	15.3%	16.7%	15.9%
% of FP17s for the same patient ID Re-attending between 3 & 9 months - Children	682	1,280	53.3%	48.0%	47.3%	58.0%
% of FP17s for the same patient ID Re-attending between 3 & 9 months - Adults	2,133	3,619	58.9%	38.2%	38.3%	50.5%
% of FP17s for Band 1 Urgent Courses	362	4,105	8.8%	10.0%	10.5%	9.0%
% of FP17s Relating to Free Repair or Replacements	22	4,105	0.5%	0.6%	0.6%	0.8%
% of FP17s Relating to Continuations	3	4,105	0.1%	0.9%	0.8%	1.1%
% of Patients satisfied with the dentistry they have received	9	10	90.0%	90.0%	89.0%	91.5%
% of Patients satisfied with the time they had to wait for an appointment	9	10	90.0%	87.4%	84.2%	87.9%

* This is based on patients treated on this contract for their most recent course of treatment. Figures in italics indicate the base number of FP17s or Patient Questionnaire responses are less than 100. N/A is shown where the base number of responses is less than 10 during the period. % is calculated as Quantity/Base number*100

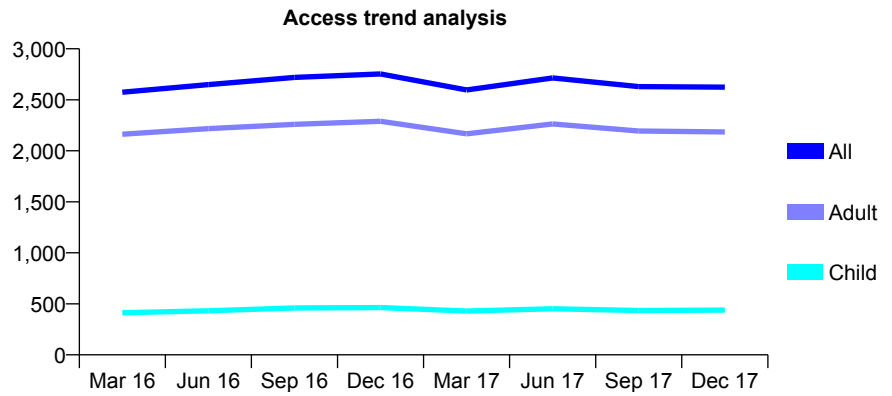
Q63 - Vital Signs At a Glance Contract Report for 125768/0001 - December 2017

Name or company name	Camberdent Ltd
Contract type name	GDS Contract
Purpose of contract	General
Contract start date	02/11/2009
Contract end date	

17/18 Contracted general activity (UDA)	8,500
Carry forward general activity (UDA)	0
17/18 Contracted orthodontic activity (UOA)	0
Carry forward orthodontic activity (UOA)	0
Baseline contract value	£266,913.01

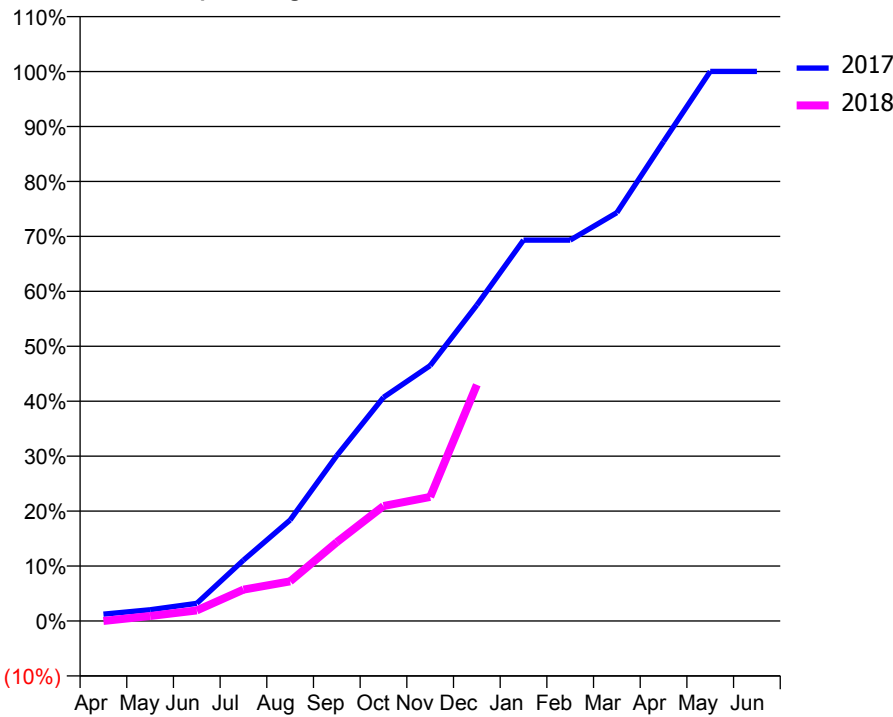
ACCESS*

Patients seen in 24 months	Total	Change since previous quarter
Quarter ending December 2016	2,754	
Quarter ending March 2017	2,597	↓
Quarter ending June 2017	2,715	↑
Quarter ending September 2017	2,629	↓
Quarter ending December 2017	2,624	→
Variance since December 2016	(4.7%)	↓



ACTIVITY

Cumulative percentage of contracted UDA delivered 2017 & 2018



Month	Adjusted Scheduled Activity (UDA)	
	2017	2018
April	110	0
May	180	78
June	284	164
July	976	487
August	1,619	614
September	2,649	1,220
October	3,582	1,779
November	4,091	1,919
December	5,061	3,654
January	6,102	
February	6,102	
March	6,541	
April	7,680	
May	8,802	
June	8,802	

QUALITY

	Quantity	Base Number	Contract	AT	Region	England
% of FP17s for the same patient ID Re-attending within 3 months - Children	7	283	2.5%	10.2%	11.6%	12.0%
% of FP17s for the same patient ID Re-attending within 3 months - Adults	75	1,506	5.0%	15.3%	16.7%	15.9%
% of FP17s for the same patient ID Re-attending between 3 & 9 months - Children	65	283	23.0%	48.0%	47.3%	58.0%
% of FP17s for the same patient ID Re-attending between 3 & 9 months - Adults	519	1,506	34.5%	38.2%	38.3%	50.5%
% of FP17s for Band 1 Urgent Courses	2	1,177	0.2%	10.0%	10.5%	9.0%
% of FP17s Relating to Free Repair or Replacements	0	1,177	0.0%	0.6%	0.6%	0.8%
% of FP17s Relating to Continuations	0	1,177	0.0%	0.9%	0.8%	1.1%
% of Patients satisfied with the dentistry they have received	2	2	N/A	90.0%	89.0%	91.5%
% of Patients satisfied with the time they had to wait for an appointment	2	2	N/A	87.4%	84.2%	87.9%

* This is based on patients treated on this contract for their most recent course of treatment. Figures in italics indicate the base number of FP17s or Patient Questionnaire responses are less than 100. N/A is shown where the base number of responses is less than 10 during the period. % is calculated as Quantity/Base number*100

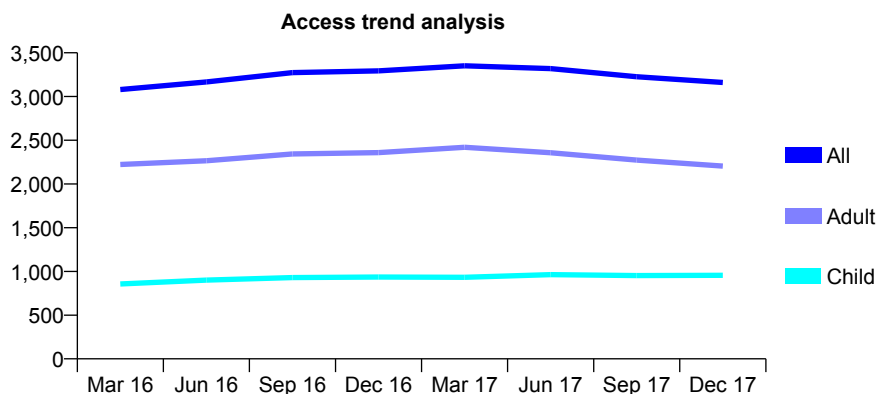
Q63 - Vital Signs At a Glance Contract Report for 125776/0002 - December 2017

Name or company name	Apex Dental Care Ltd
Contract type name	GDS Contract
Purpose of contract	General
Contract start date	01/03/2009
Contract end date	

17/18 Contracted general activity (UDA)	9,665
Carry forward general activity (UDA)	-151
17/18 Contracted orthodontic activity (UOA)	0
Carry forward orthodontic activity (UOA)	0
Baseline contract value	£253,492.61

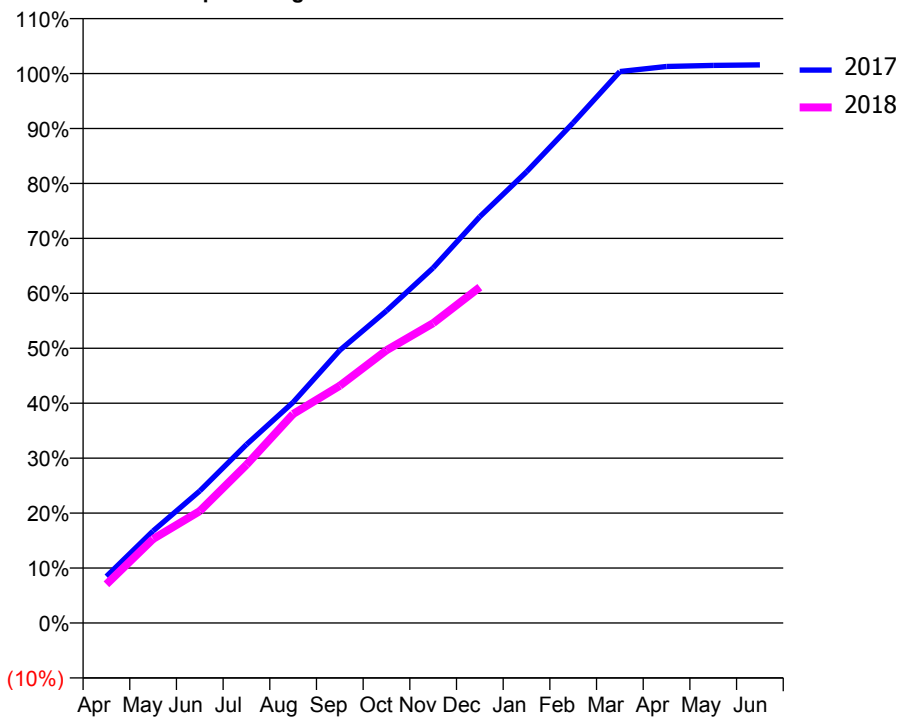
ACCESS*

Patients seen in 24 months	Total	Change since previous quarter
Quarter ending December 2016	3,294	
Quarter ending March 2017	3,352	→
Quarter ending June 2017	3,320	→
Quarter ending September 2017	3,226	↓
Quarter ending December 2017	3,160	↓
Variance since December 2016	(4.1%)	↓



ACTIVITY

Cumulative percentage of contracted UDA delivered 2017 & 2018



Adjusted Scheduled Activity (UDA)

Month	2017	2018
April	819	682
May	1,619	1,480
June	2,322	1,968
July	3,138	2,784
August	3,883	3,677
September	4,797	4,175
October	5,492	4,798
November	6,248	5,273
December	7,147	5,907
January	7,937	
February	8,799	
March	9,699	
April	9,789	
May	9,806	
June	9,816	

QUALITY

	Quantity	Base Number	Contract	AT	Region	England
% of FP17s for the same patient ID Re-attending within 3 months - Children	112	813	13.8%	10.2%	11.6%	12.0%
% of FP17s for the same patient ID Re-attending within 3 months - Adults	416	1,694	24.6%	15.3%	16.7%	15.9%
% of FP17s for the same patient ID Re-attending between 3 & 9 months - Children	336	813	41.3%	48.0%	47.3%	58.0%
% of FP17s for the same patient ID Re-attending between 3 & 9 months - Adults	713	1,694	42.1%	38.2%	38.3%	50.5%
% of FP17s for Band 1 Urgent Courses	468	2,441	19.2%	10.0%	10.5%	9.0%
% of FP17s Relating to Free Repair or Replacements	15	2,441	0.6%	0.6%	0.6%	0.8%
% of FP17s Relating to Continuations	25	2,441	1.0%	0.9%	0.8%	1.1%
% of Patients satisfied with the dentistry they have received	0	0	N/A	90.0%	89.0%	91.5%
% of Patients satisfied with the time they had to wait for an appointment	0	0	N/A	87.4%	84.2%	87.9%

* This is based on patients treated on this contract for their most recent course of treatment. Figures in italics indicate the base number of FP17s or Patient Questionnaire responses are less than 100. N/A is shown where the base number of responses is less than 10 during the period. % is calculated as Quantity/Base number*100

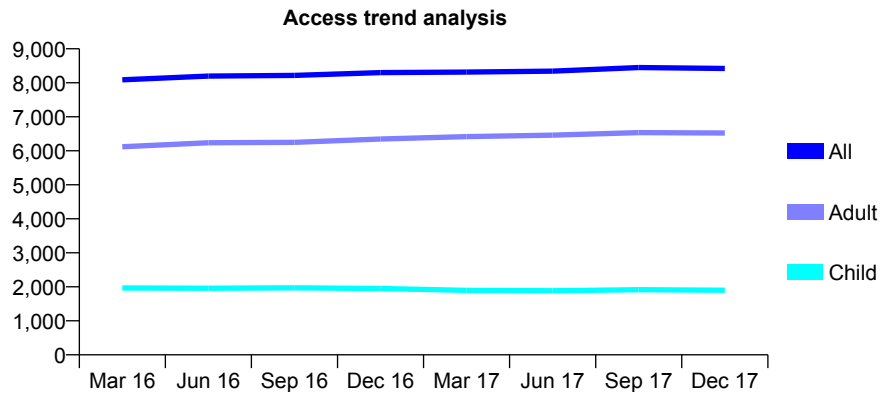
Q63 - Vital Signs At a Glance Contract Report for 126365/0001 - December 2017

Name or company name	Dental Arts Studio - Clapham (Dental Care)
Contract type name	GDS Contract
Purpose of contract	General
Contract start date	11/08/2010
Contract end date	

17/18 Contracted general activity (UDA)	20,103
Carry forward general activity (UDA)	329
17/18 Contracted orthodontic activity (UOA)	0
Carry forward orthodontic activity (UOA)	0
Baseline contract value	£567,317.50

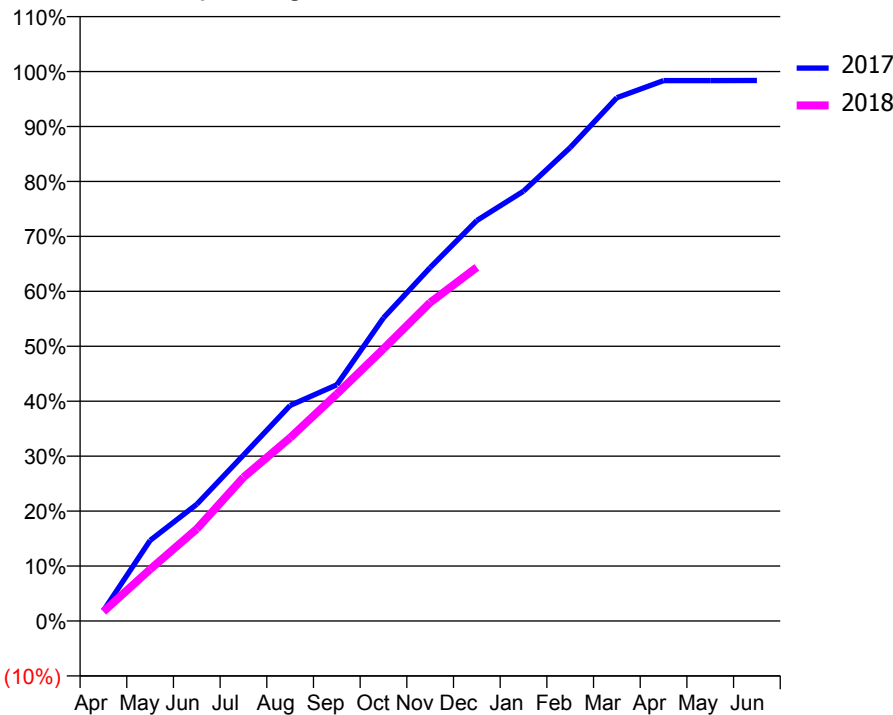
ACCESS*

Patients seen in 24 months	Total	Change since previous quarter
Quarter ending December 2016	8,301	
Quarter ending March 2017	8,316	→
Quarter ending June 2017	8,343	→
Quarter ending September 2017	8,449	→
Quarter ending December 2017	8,423	→
Variance since December 2016	1.5%	→



ACTIVITY

Cumulative percentage of contracted UDA delivered 2017 & 2018



Month	Adjusted Scheduled Activity (UDA)	
	2017	2018
April	378	344
May	2,948	1,891
June	4,271	3,367
July	6,071	5,259
August	7,884	6,703
September	8,640	8,307
October	11,093	9,959
November	12,928	11,653
December	14,654	12,938
January	15,726	
February	17,321	
March	19,144	
April	19,771	
May	19,772	
June	19,774	

QUALITY

	Quantity	Base Number	Contract	AT	Region	England
% of FP17s for the same patient ID Re-attending within 3 months - Children	89	1,597	5.6%	10.2%	11.6%	12.0%
% of FP17s for the same patient ID Re-attending within 3 months - Adults	598	4,667	12.8%	15.3%	16.7%	15.9%
% of FP17s for the same patient ID Re-attending between 3 & 9 months - Children	575	1,597	36.0%	48.0%	47.3%	58.0%
% of FP17s for the same patient ID Re-attending between 3 & 9 months - Adults	1,226	4,667	26.3%	38.2%	38.3%	50.5%
% of FP17s for Band 1 Urgent Courses	617	5,963	10.3%	10.0%	10.5%	9.0%
% of FP17s Relating to Free Repair or Replacements	15	5,963	0.3%	0.6%	0.6%	0.8%
% of FP17s Relating to Continuations	59	5,963	1.0%	0.9%	0.8%	1.1%
% of Patients satisfied with the dentistry they have received	6	6	N/A	90.0%	89.0%	91.5%
% of Patients satisfied with the time they had to wait for an appointment	6	6	N/A	87.4%	84.2%	87.9%

* This is based on patients treated on this contract for their most recent course of treatment. Figures in italics indicate the base number of FP17s or Patient Questionnaire responses are less than 100. N/A is shown where the base number of responses is less than 10 during the period. % is calculated as Quantity/Base number*100

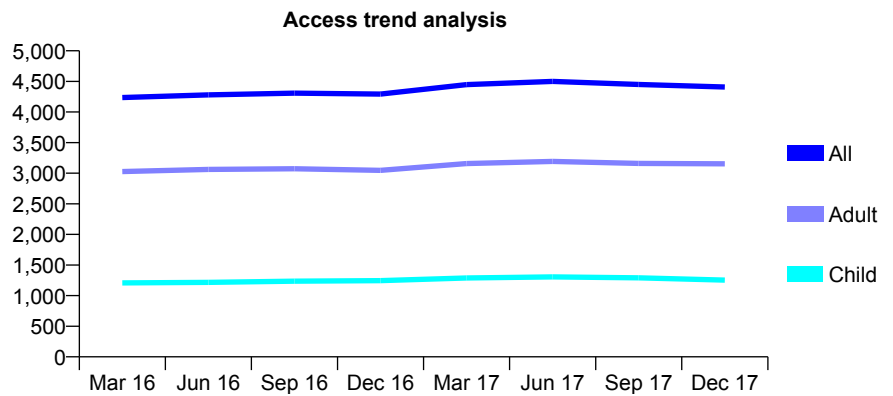
Q63 - Vital Signs At a Glance Contract Report for 126632/0001 - December 2017

Name or company name	Perfect Smile Surgery Limited
Contract type name	GDS Contract
Purpose of contract	General
Contract start date	01/11/2007
Contract end date	

17/18 Contracted general activity (UDA)	12,086
Carry forward general activity (UDA)	469
17/18 Contracted orthodontic activity (UOA)	0
Carry forward orthodontic activity (UOA)	0
Baseline contract value	£312,865.07

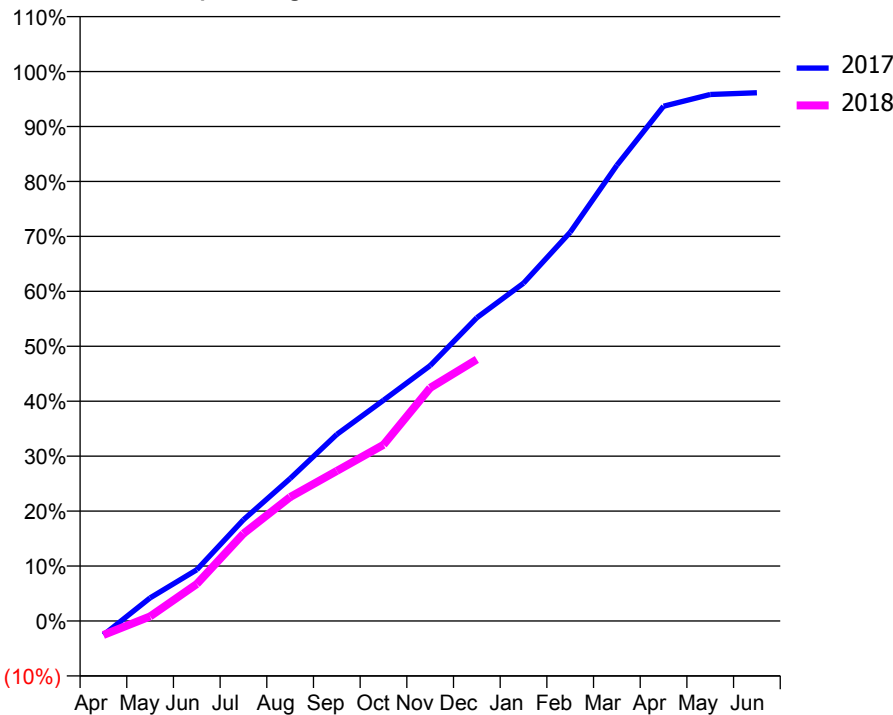
ACCESS*

Patients seen in 24 months	Total	Change since previous quarter
Quarter ending December 2016	4,292	
Quarter ending March 2017	4,448	↑
Quarter ending June 2017	4,500	→
Quarter ending September 2017	4,450	↓
Quarter ending December 2017	4,408	→
Variance since December 2016	2.7%	↑



ACTIVITY

Cumulative percentage of contracted UDA delivered 2017 & 2018



Month	Adjusted Scheduled Activity (UDA)	
	2017	2018
April	-311	-311
May	508	102
June	1,128	814
July	2,228	1,923
August	3,133	2,725
September	4,104	3,301
October	4,855	3,874
November	5,619	5,130
December	6,670	5,754
January	7,430	
February	8,550	
March	10,024	
April	11,324	
May	11,581	
June	11,617	

QUALITY

	Quantity	Base Number	Contract	AT	Region	England
% of FP17s for the same patient ID Re-attending within 3 months - Children	85	1,109	7.7%	10.2%	11.6%	12.0%
% of FP17s for the same patient ID Re-attending within 3 months - Adults	430	2,473	17.4%	15.3%	16.7%	15.9%
% of FP17s for the same patient ID Re-attending between 3 & 9 months - Children	561	1,109	50.6%	48.0%	47.3%	58.0%
% of FP17s for the same patient ID Re-attending between 3 & 9 months - Adults	874	2,473	35.3%	38.2%	38.3%	50.5%
% of FP17s for Band 1 Urgent Courses	440	3,067	14.3%	10.0%	10.5%	9.0%
% of FP17s Relating to Free Repair or Replacements	7	3,067	0.2%	0.6%	0.6%	0.8%
% of FP17s Relating to Continuations	51	3,067	1.7%	0.9%	0.8%	1.1%
% of Patients satisfied with the dentistry they have received	3	3	N/A	90.0%	89.0%	91.5%
% of Patients satisfied with the time they had to wait for an appointment	3	3	N/A	87.4%	84.2%	87.9%

* This is based on patients treated on this contract for their most recent course of treatment. Figures in italics indicate the base number of FP17s or Patient Questionnaire responses are less than 100. N/A is shown where the base number of responses is less than 10 during the period. % is calculated as Quantity/Base number*100

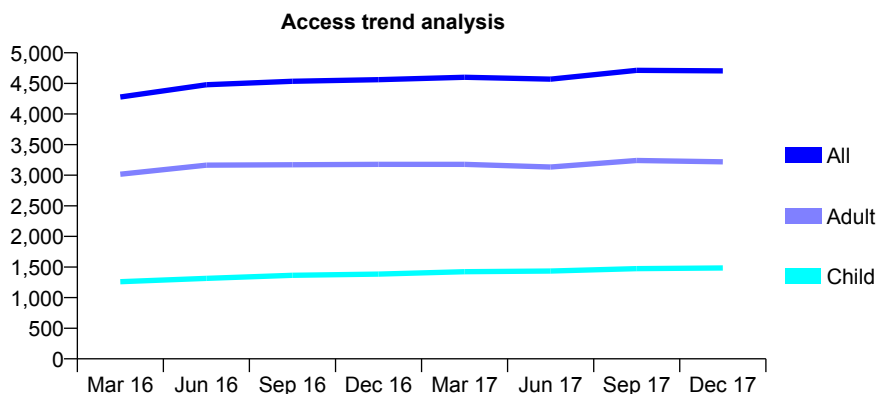
Q63 - Vital Signs At a Glance Contract Report for 126632/0003 - December 2017

Name or company name	Perfect Smile Surgery Limited
Contract type name	GDS Contract
Purpose of contract	General
Contract start date	01/04/2010
Contract end date	

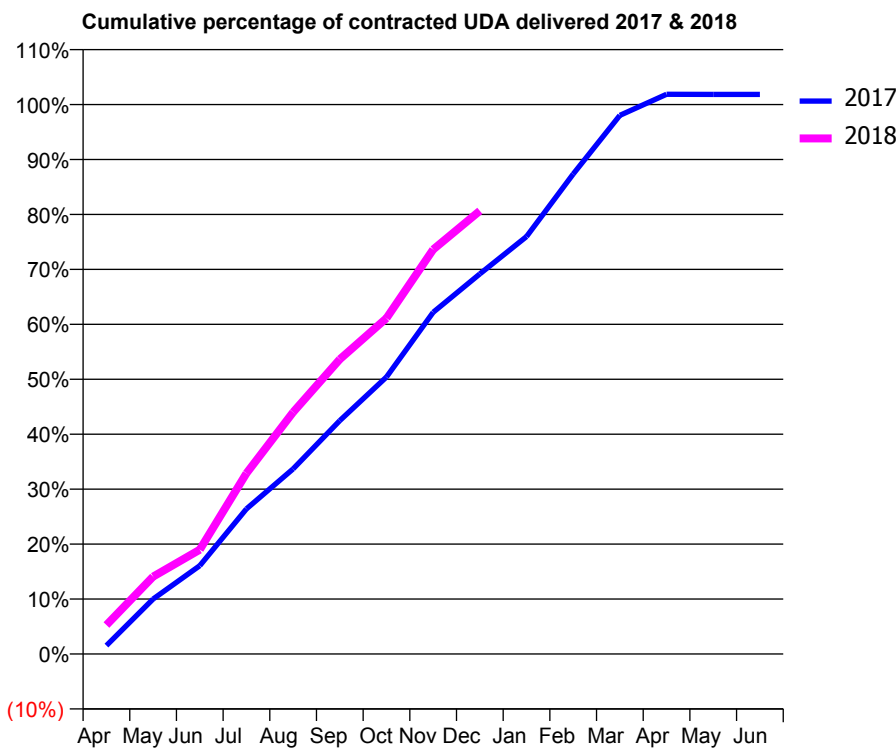
17/18 Contracted general activity (UDA)	8,000
Carry forward general activity (UDA)	-148
17/18 Contracted orthodontic activity (UOA)	0
Carry forward orthodontic activity (UOA)	0
Baseline contract value	£188,860.15

ACCESS*

Patients seen in 24 months	Total	Change since previous quarter
Quarter ending December 2016	4,562	
Quarter ending March 2017	4,601	→
Quarter ending June 2017	4,569	→
Quarter ending September 2017	4,713	↑
Quarter ending December 2017	4,704	→
Variance since December 2016	3.1%	↑



ACTIVITY



Month	Adjusted Scheduled Activity (UDA)	
	2017	2018
April	124	423
May	801	1,126
June	1,286	1,520
July	2,113	2,631
August	2,696	3,520
September	3,398	4,291
October	4,034	4,889
November	4,975	5,890
December	5,533	6,452
January	6,078	
February	6,987	
March	7,843	
April	8,149	
May	8,148	
June	8,148	

QUALITY

	Quantity	Base Number	Contract	AT	Region	England
% of FP17s for the same patient ID Re-attending within 3 months - Children	101	1,326	7.6%	10.2%	11.6%	12.0%
% of FP17s for the same patient ID Re-attending within 3 months - Adults	324	2,393	13.5%	15.3%	16.7%	15.9%
% of FP17s for the same patient ID Re-attending between 3 & 9 months - Children	574	1,326	43.3%	48.0%	47.3%	58.0%
% of FP17s for the same patient ID Re-attending between 3 & 9 months - Adults	661	2,393	27.6%	38.2%	38.3%	50.5%
% of FP17s for Band 1 Urgent Courses	514	3,543	14.5%	10.0%	10.5%	9.0%
% of FP17s Relating to Free Repair or Replacements	5	3,543	0.1%	0.6%	0.6%	0.8%
% of FP17s Relating to Continuations	23	3,543	0.6%	0.9%	0.8%	1.1%
% of Patients satisfied with the dentistry they have received	1	2	N/A	90.0%	89.0%	91.5%
% of Patients satisfied with the time they had to wait for an appointment	1	2	N/A	87.4%	84.2%	87.9%

* This is based on patients treated on this contract for their most recent course of treatment. Figures in italics indicate the base number of FP17s or Patient Questionnaire responses are less than 100. N/A is shown where the base number of responses is less than 10 during the period. % is calculated as Quantity/Base number*100

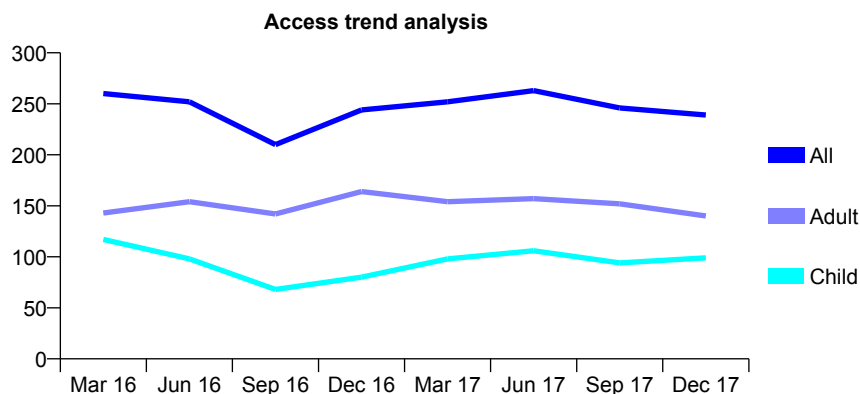
Q63 - Vital Signs At a Glance Contract Report for 129410/0001 - December 2017

Name or company name	Miss N Khoobehi
Contract type name	GDS Contract
Purpose of contract	General
Contract start date	29/06/2012
Contract end date	

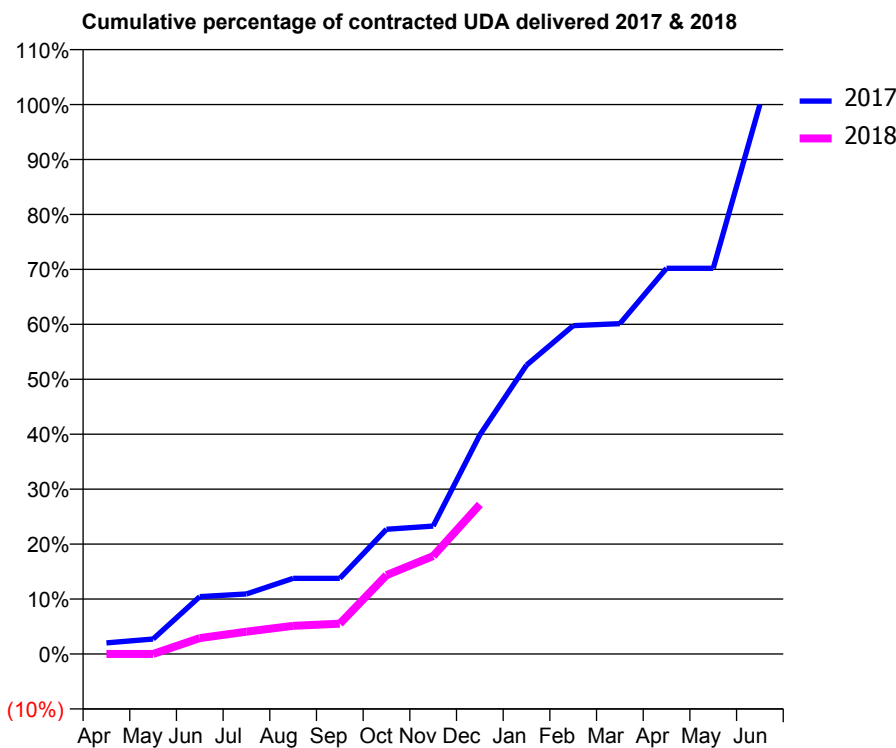
17/18 Contracted general activity (UDA)	844
Carry forward general activity (UDA)	0
17/18 Contracted orthodontic activity (UOA)	0
Carry forward orthodontic activity (UOA)	0
Baseline contract value	£23,807.94

ACCESS*

Patients seen in 24 months	Total	Change since previous quarter
Quarter ending December 2016	244	
Quarter ending March 2017	252	↑
Quarter ending June 2017	263	↑
Quarter ending September 2017	246	↓
Quarter ending December 2017	239	↓
Variance since December 2016	(2.0%)	↓



ACTIVITY



Adjusted Scheduled Activity (UDA)		
Month	2017	2018
April	17	0
May	23	0
June	88	24
July	92	34
August	116	43
September	116	47
October	192	121
November	197	150
December	337	230
January	444	
February	504	
March	507	
April	592	
May	592	
June	844	

QUALITY

	Quantity	Base Number	Contract	AT	Region	England
% of FP17s for the same patient ID Re-attending within 3 months - Children	3	84	3.6%	10.2%	11.6%	12.0%
% of FP17s for the same patient ID Re-attending within 3 months - Adults	2	84	2.4%	15.3%	16.7%	15.9%
% of FP17s for the same patient ID Re-attending between 3 & 9 months - Children	14	84	16.7%	48.0%	47.3%	58.0%
% of FP17s for the same patient ID Re-attending between 3 & 9 months - Adults	23	84	27.4%	38.2%	38.3%	50.5%
% of FP17s for Band 1 Urgent Courses	9	89	10.1%	10.0%	10.5%	9.0%
% of FP17s Relating to Free Repair or Replacements	0	89	0.0%	0.6%	0.6%	0.8%
% of FP17s Relating to Continuations	0	89	0.0%	0.9%	0.8%	1.1%
% of Patients satisfied with the dentistry they have received	0	0	N/A	90.0%	89.0%	91.5%
% of Patients satisfied with the time they had to wait for an appointment	0	0	N/A	87.4%	84.2%	87.9%

* This is based on patients treated on this contract for their most recent course of treatment. Figures in italics indicate the base number of FP17s or Patient Questionnaire responses are less than 100. N/A is shown where the base number of responses is less than 10 during the period. % is calculated as Quantity/Base number*100

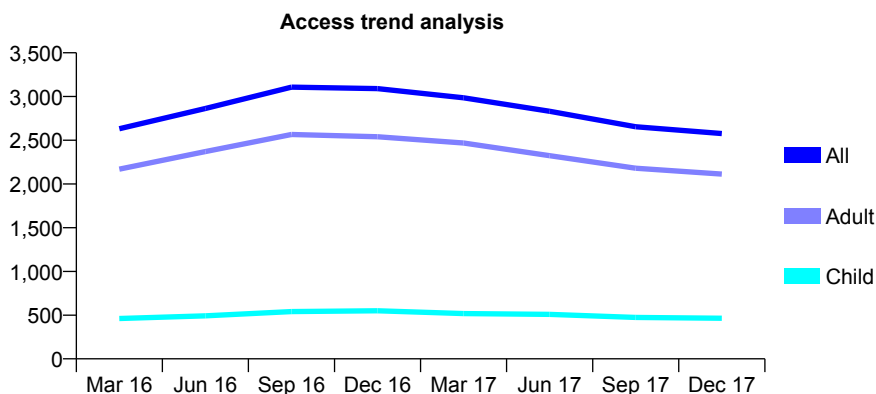
Q63 - Vital Signs At a Glance Contract Report for 129682/0001 - December 2017

Name or company name	Jazz Dental Practice
Contract type name	GDS Contract
Purpose of contract	General
Contract start date	30/05/2014
Contract end date	

17/18 Contracted general activity (UDA)	9,543
Carry forward general activity (UDA)	-173
17/18 Contracted orthodontic activity (UOA)	0
Carry forward orthodontic activity (UOA)	0
Baseline contract value	£237,963.09

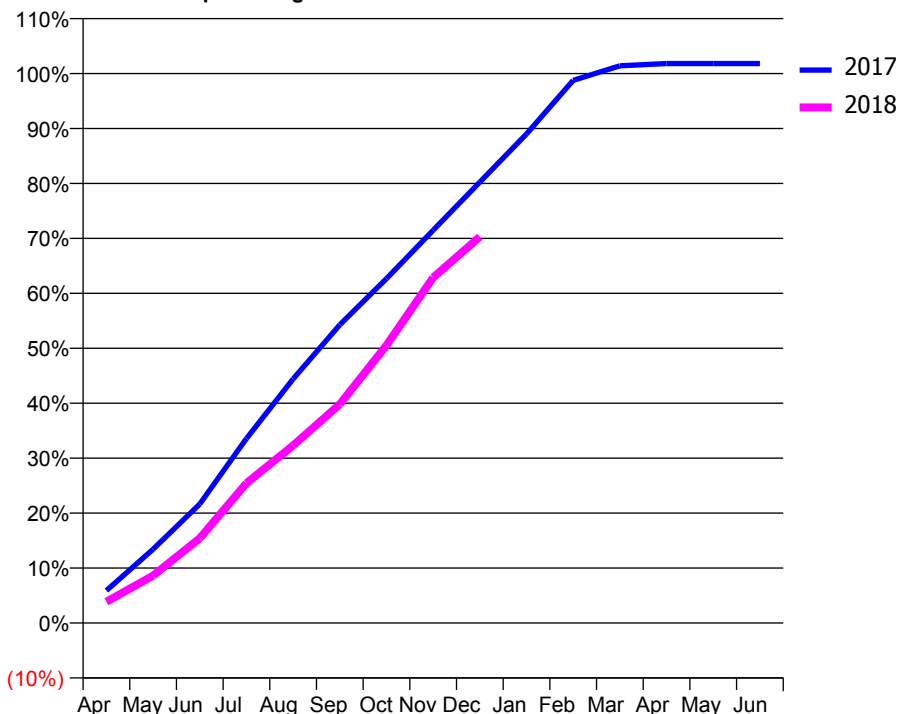
ACCESS*

Patients seen in 24 months	Total	Change since previous quarter
Quarter ending December 2016	3,090	
Quarter ending March 2017	2,986	↓
Quarter ending June 2017	2,832	↓
Quarter ending September 2017	2,654	↓
Quarter ending December 2017	2,577	↓
Variance since December 2016	(16.6%)	↓



ACTIVITY

Cumulative percentage of contracted UDA delivered 2017 & 2018



Month	Adjusted Scheduled Activity (UDA)	
	2017	2018
April	564	369
May	1,281	822
June	2,067	1,473
July	3,205	2,427
August	4,238	3,083
September	5,180	3,798
October	5,981	4,823
November	6,821	5,998
December	7,657	6,708
January	8,493	
February	9,424	
March	9,677	
April	9,716	
May	9,716	
June	9,716	

QUALITY

	Quantity	Base Number	Contract	AT	Region	England
% of FP17s for the same patient ID Re-attending within 3 months - Children	40	350	11.4%	10.2%	11.6%	12.0%
% of FP17s for the same patient ID Re-attending within 3 months - Adults	257	1,415	18.2%	15.3%	16.7%	15.9%
% of FP17s for the same patient ID Re-attending between 3 & 9 months - Children	97	350	27.7%	48.0%	47.3%	58.0%
% of FP17s for the same patient ID Re-attending between 3 & 9 months - Adults	505	1,415	35.7%	38.2%	38.3%	50.5%
% of FP17s for Band 1 Urgent Courses	296	1,748	16.9%	10.0%	10.5%	9.0%
% of FP17s Relating to Free Repair or Replacements	5	1,748	0.3%	0.6%	0.6%	0.8%
% of FP17s Relating to Continuations	44	1,748	2.5%	0.9%	0.8%	1.1%
% of Patients satisfied with the dentistry they have received	3	4	N/A	90.0%	89.0%	91.5%
% of Patients satisfied with the time they had to wait for an appointment	3	4	N/A	87.4%	84.2%	87.9%

* This is based on patients treated on this contract for their most recent course of treatment. Figures in italics indicate the base number of FP17s or Patient Questionnaire responses are less than 100. N/A is shown where the base number of responses is less than 10 during the period. % is calculated as Quantity/Base number*100

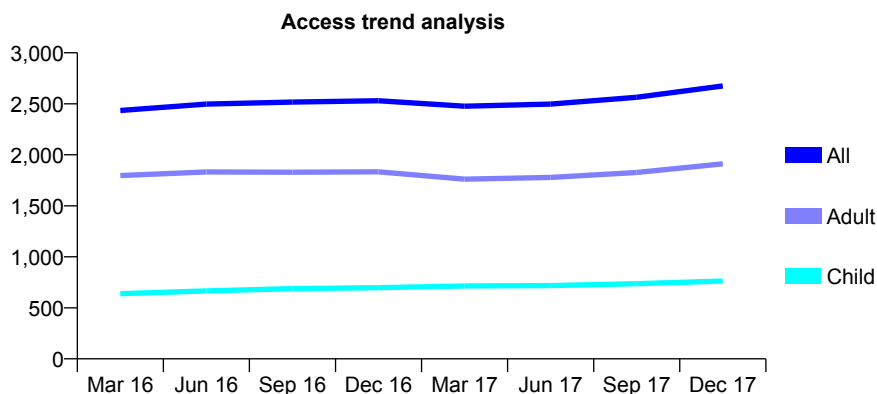
Q63 - Vital Signs At a Glance Contract Report for 130214/0001 - December 2017

Name or company name	Crofton Park Dental Practice Ltd
Contract type name	GDS Contract
Purpose of contract	General
Contract start date	01/04/2013
Contract end date	

17/18 Contracted general activity (UDA)	10,330
Carry forward general activity (UDA)	0
17/18 Contracted orthodontic activity (UOA)	0
Carry forward orthodontic activity (UOA)	0
Baseline contract value	£263,873.22

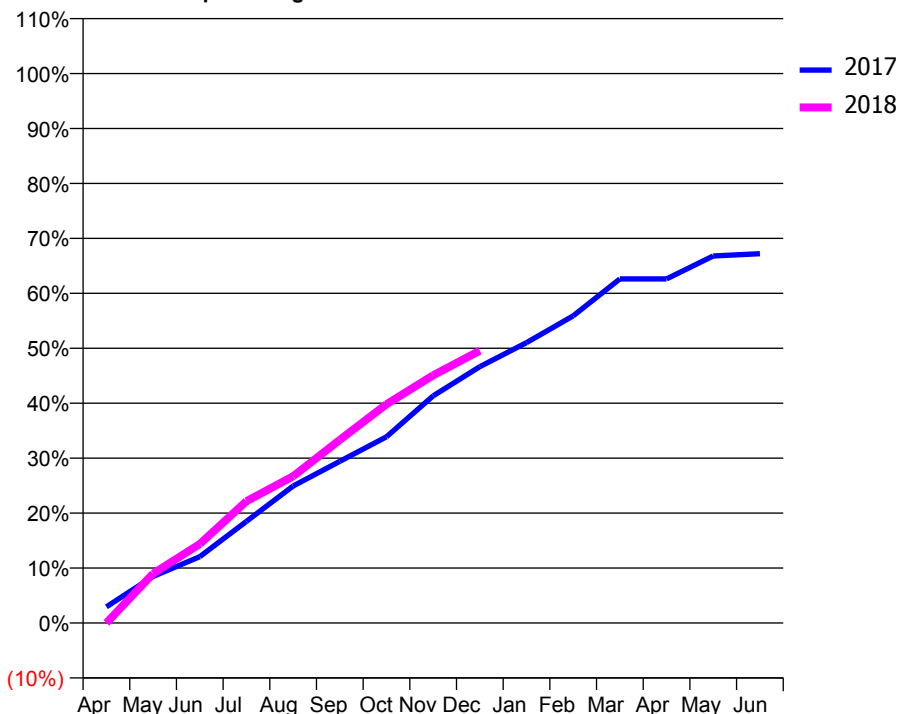
ACCESS*

Patients seen in 24 months	Total	Change since previous quarter
Quarter ending December 2016	2,530	
Quarter ending March 2017	2,476	↓
Quarter ending June 2017	2,497	→
Quarter ending September 2017	2,564	↑
Quarter ending December 2017	2,675	↑
Variance since December 2016	5.7%	↑



ACTIVITY

Cumulative percentage of contracted UDA delivered 2017 & 2018



Month	Adjusted Scheduled Activity (UDA)	
	2017	2018
April	303	0
May	875	929
June	1,246	1,485
July	1,912	2,291
August	2,576	2,759
September	3,038	3,443
October	3,500	4,113
November	4,269	4,656
December	4,819	5,121
January	5,270	
February	5,774	
March	6,468	
April	6,468	
May	6,901	
June	6,942	

QUALITY

	Quantity	Base Number	Contract	AT	Region	England
% of FP17s for the same patient ID Re-attending within 3 months - Children	51	731	7.0%	10.2%	11.6%	12.0%
% of FP17s for the same patient ID Re-attending within 3 months - Adults	320	1,782	18.0%	15.3%	16.7%	15.9%
% of FP17s for the same patient ID Re-attending between 3 & 9 months - Children	374	731	51.2%	48.0%	47.3%	58.0%
% of FP17s for the same patient ID Re-attending between 3 & 9 months - Adults	642	1,782	36.0%	38.2%	38.3%	50.5%
% of FP17s for Band 1 Urgent Courses	318	2,320	13.7%	10.0%	10.5%	9.0%
% of FP17s Relating to Free Repair or Replacements	13	2,320	0.6%	0.6%	0.6%	0.8%
% of FP17s Relating to Continuations	0	2,320	0.0%	0.9%	0.8%	1.1%
% of Patients satisfied with the dentistry they have received	0	0	N/A	90.0%	89.0%	91.5%
% of Patients satisfied with the time they had to wait for an appointment	0	0	N/A	87.4%	84.2%	87.9%

* This is based on patients treated on this contract for their most recent course of treatment. Figures in italics indicate the base number of FP17s or Patient Questionnaire responses are less than 100. N/A is shown where the base number of responses is less than 10 during the period. % is calculated as Quantity/Base number*100

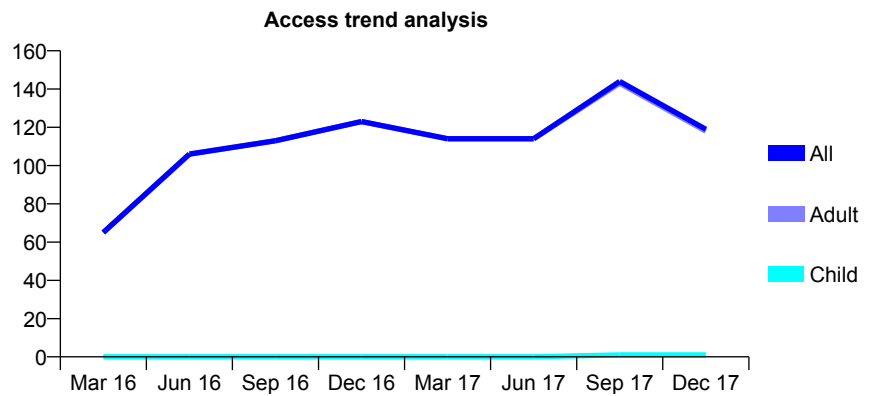
Q63 - Vital Signs At a Glance Contract Report for 130214/0002 - December 2017

Name or company name	Crofton Park Dental Practice Ltd
Contract type name	PDS Contract
Purpose of contract	General
Contract start date	01/04/2013
Contract end date	31/03/2018

17/18 Contracted general activity (UDA)	552
Carry forward general activity (UDA)	-11
17/18 Contracted orthodontic activity (UOA)	0
Carry forward orthodontic activity (UOA)	0
Baseline contract value	£100,005.51

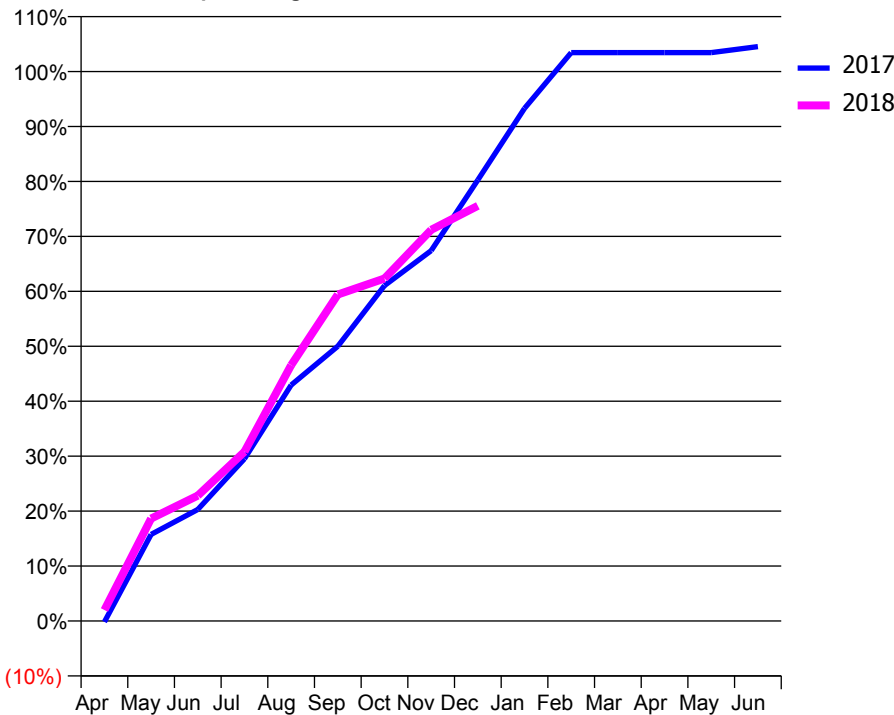
ACCESS*

Patients seen in 24 months	Total	Change since previous quarter
Quarter ending December 2016	123	
Quarter ending March 2017	114	↓
Quarter ending June 2017	114	→
Quarter ending September 2017	144	↑
Quarter ending December 2017	119	↓
Variance since December 2016	(3.3%)	↓



ACTIVITY

Cumulative percentage of contracted UDA delivered 2017 & 2018



Month	Adjusted Scheduled Activity (UDA)	
	2017	2018
April	-1	11
May	87	103
June	112	126
July	163	170
August	237	257
September	276	328
October	337	344
November	372	393
December	443	417
January	515	
February	571	
March	571	
April	571	
May	571	
June	577	

QUALITY

	Quantity	Base Number	Contract	AT	Region	England
% of FP17s for the same patient ID Re-attending within 3 months - Children	0	1	0.0%	10.2%	11.6%	12.0%
% of FP17s for the same patient ID Re-attending within 3 months - Adults	0	149	0.0%	15.3%	16.7%	15.9%
% of FP17s for the same patient ID Re-attending between 3 & 9 months - Children	0	1	0.0%	48.0%	47.3%	58.0%
% of FP17s for the same patient ID Re-attending between 3 & 9 months - Adults	1	149	0.7%	38.2%	38.3%	50.5%
% of FP17s for Band 1 Urgent Courses	0	147	0.0%	10.0%	10.5%	9.0%
% of FP17s Relating to Free Repair or Replacements	0	147	0.0%	0.6%	0.6%	0.8%
% of FP17s Relating to Continuations	0	147	0.0%	0.9%	0.8%	1.1%
% of Patients satisfied with the dentistry they have received	0	0	N/A	90.0%	89.0%	91.5%
% of Patients satisfied with the time they had to wait for an appointment	0	0	N/A	87.4%	84.2%	87.9%

* This is based on patients treated on this contract for their most recent course of treatment. Figures in italics indicate the base number of FP17s or Patient Questionnaire responses are less than 100. N/A is shown where the base number of responses is less than 10 during the period. % is calculated as Quantity/Base number*100

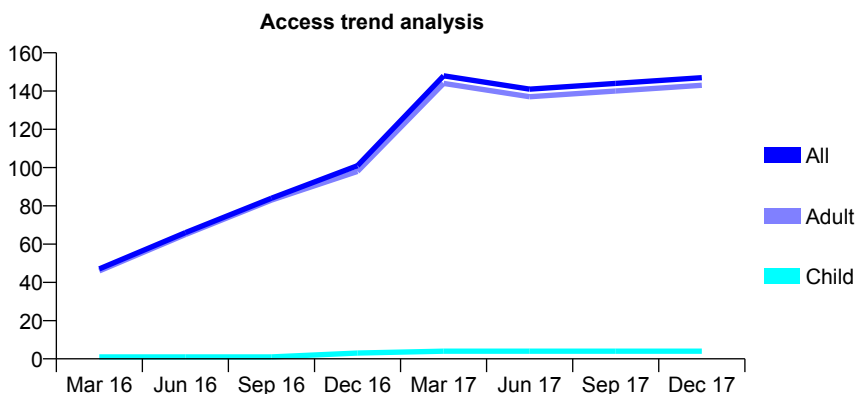
Q63 - Vital Signs At a Glance Contract Report for 130214/0003 - December 2017

Name or company name	Crofton Park Dental Practice Ltd
Contract type name	PDS Contract
Purpose of contract	General
Contract start date	01/04/2013
Contract end date	31/03/2018

17/18 Contracted general activity (UDA)	327
Carry forward general activity (UDA)	0
17/18 Contracted orthodontic activity (UOA)	0
Carry forward orthodontic activity (UOA)	0
Baseline contract value	£63,846.36

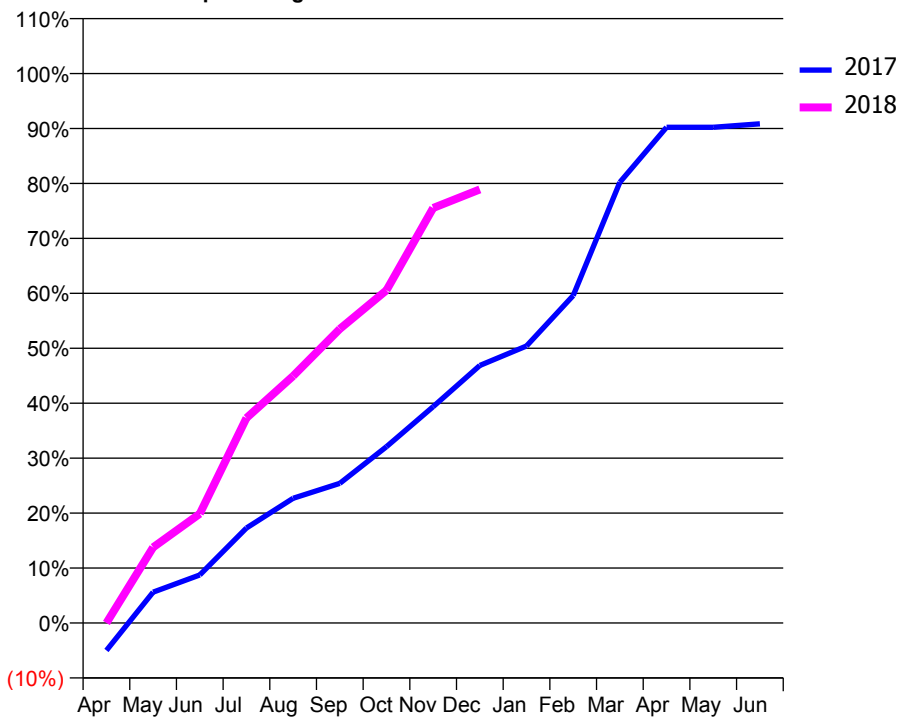
ACCESS*

Patients seen in 24 months	Total	Change since previous quarter
Quarter ending December 2016	101	
Quarter ending March 2017	148	↑
Quarter ending June 2017	141	↓
Quarter ending September 2017	144	↑
Quarter ending December 2017	147	↑
Variance since December 2016	45.5%	↑



ACTIVITY

Cumulative percentage of contracted UDA delivered 2017 & 2018



Month	Adjusted Scheduled Activity (UDA)	
	2017	2018
April	-24	0
May	27	45
June	42	65
July	83	122
August	109	147
September	122	175
October	154	198
November	189	247
December	225	258
January	242	
February	286	
March	385	
April	433	
May	433	
June	436	

QUALITY

	Quantity	Base Number	Contract	AT	Region	England
% of FP17s for the same patient ID Re-attending within 3 months - Children	0	1	0.0%	10.2%	11.6%	12.0%
% of FP17s for the same patient ID Re-attending within 3 months - Adults	0	134	0.0%	15.3%	16.7%	15.9%
% of FP17s for the same patient ID Re-attending between 3 & 9 months - Children	0	1	0.0%	48.0%	47.3%	58.0%
% of FP17s for the same patient ID Re-attending between 3 & 9 months - Adults	1	134	0.7%	38.2%	38.3%	50.5%
% of FP17s for Band 1 Urgent Courses	0	110	0.0%	10.0%	10.5%	9.0%
% of FP17s Relating to Free Repair or Replacements	0	110	0.0%	0.6%	0.6%	0.8%
% of FP17s Relating to Continuations	0	110	0.0%	0.9%	0.8%	1.1%
% of Patients satisfied with the dentistry they have received	0	0	N/A	90.0%	89.0%	91.5%
% of Patients satisfied with the time they had to wait for an appointment	0	0	N/A	87.4%	84.2%	87.9%

* This is based on patients treated on this contract for their most recent course of treatment. Figures in italics indicate the base number of FP17s or Patient Questionnaire responses are less than 100. N/A is shown where the base number of responses is less than 10 during the period. % is calculated as Quantity/Base number*100

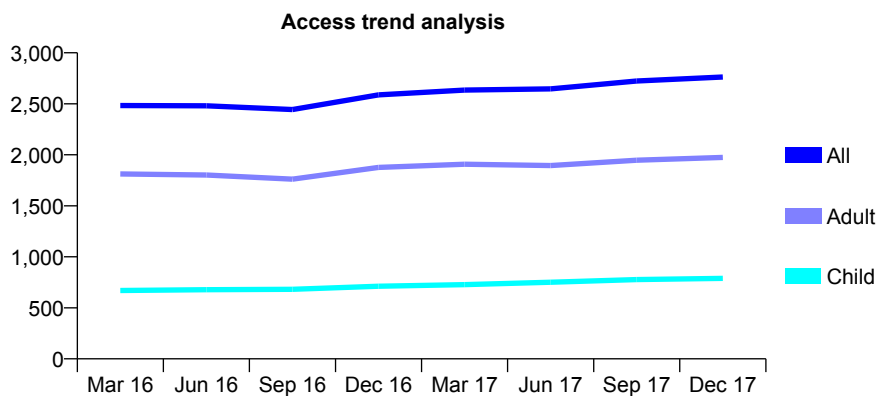
Q63 - Vital Signs At a Glance Contract Report for 131490/0001 - December 2017

Name or company name	Gracefield Dental Practice
Contract type name	GDS Contract
Purpose of contract	General
Contract start date	01/04/2012
Contract end date	

17/18 Contracted general activity (UDA)	7,491
Carry forward general activity (UDA)	0
17/18 Contracted orthodontic activity (UOA)	0
Carry forward orthodontic activity (UOA)	0
Baseline contract value	£212,457.15

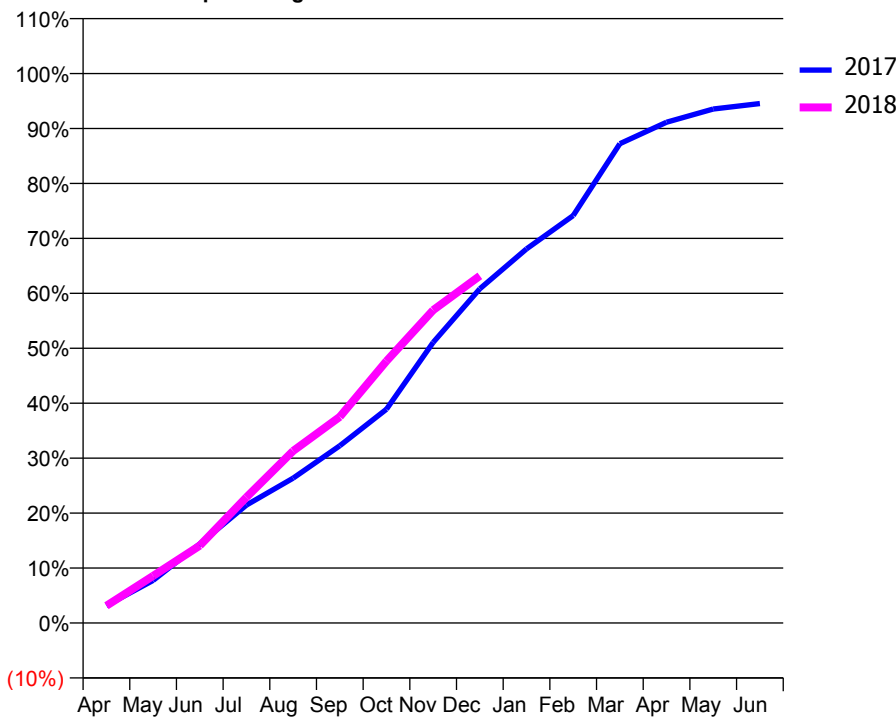
ACCESS*

Patients seen in 24 months	Total	Change since previous quarter
Quarter ending December 2016	2,588	
Quarter ending March 2017	2,635	→
Quarter ending June 2017	2,646	→
Quarter ending September 2017	2,724	↑
Quarter ending December 2017	2,763	→
Variance since December 2016	6.8%	↑



ACTIVITY

Cumulative percentage of contracted UDA delivered 2017 & 2018



Month	Adjusted Scheduled Activity (UDA)	
	2017	2018
April	238	236
May	581	642
June	1,079	1,055
July	1,609	1,715
August	1,975	2,347
September	2,417	2,812
October	2,915	3,571
November	3,825	4,266
December	4,556	4,732
January	5,099	
February	5,554	
March	6,535	
April	6,826	
May	7,007	
June	7,081	

QUALITY

	Quantity	Base Number	Contract	AT	Region	England
% of FP17s for the same patient ID Re-attending within 3 months - Children	75	688	10.9%	10.2%	11.6%	12.0%
% of FP17s for the same patient ID Re-attending within 3 months - Adults	249	1,539	16.2%	15.3%	16.7%	15.9%
% of FP17s for the same patient ID Re-attending between 3 & 9 months - Children	243	688	35.3%	48.0%	47.3%	58.0%
% of FP17s for the same patient ID Re-attending between 3 & 9 months - Adults	469	1,539	30.5%	38.2%	38.3%	50.5%
% of FP17s for Band 1 Urgent Courses	257	2,061	12.5%	10.0%	10.5%	9.0%
% of FP17s Relating to Free Repair or Replacements	7	2,061	0.3%	0.6%	0.6%	0.8%
% of FP17s Relating to Continuations	27	2,061	1.3%	0.9%	0.8%	1.1%
% of Patients satisfied with the dentistry they have received	2	2	N/A	90.0%	89.0%	91.5%
% of Patients satisfied with the time they had to wait for an appointment	2	2	N/A	87.4%	84.2%	87.9%

* This is based on patients treated on this contract for their most recent course of treatment. Figures in italics indicate the base number of FP17s or Patient Questionnaire responses are less than 100. N/A is shown where the base number of responses is less than 10 during the period. % is calculated as Quantity/Base number*100

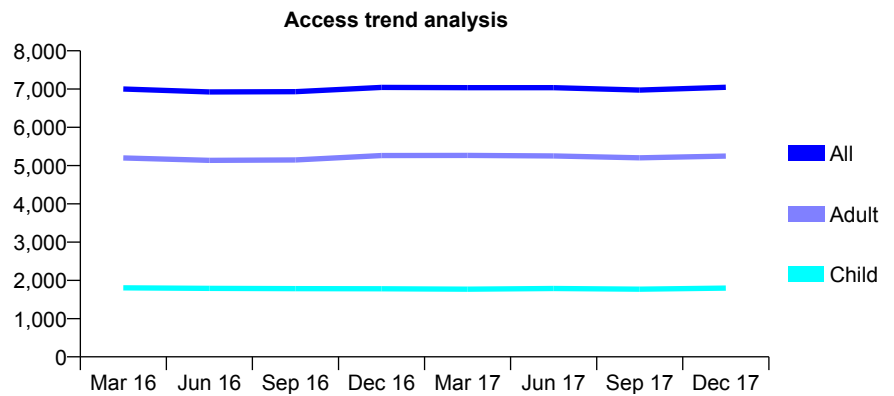
Q63 - Vital Signs At a Glance Contract Report for 132861/0001 - December 2017

Name or company name	London Road Dental Centre
Contract type name	GDS Contract
Purpose of contract	General
Contract start date	01/04/2006
Contract end date	

17/18 Contracted general activity (UDA)	24,885
Carry forward general activity (UDA)	-498
17/18 Contracted orthodontic activity (UOA)	0
Carry forward orthodontic activity (UOA)	0
Baseline contract value	£675,760.16

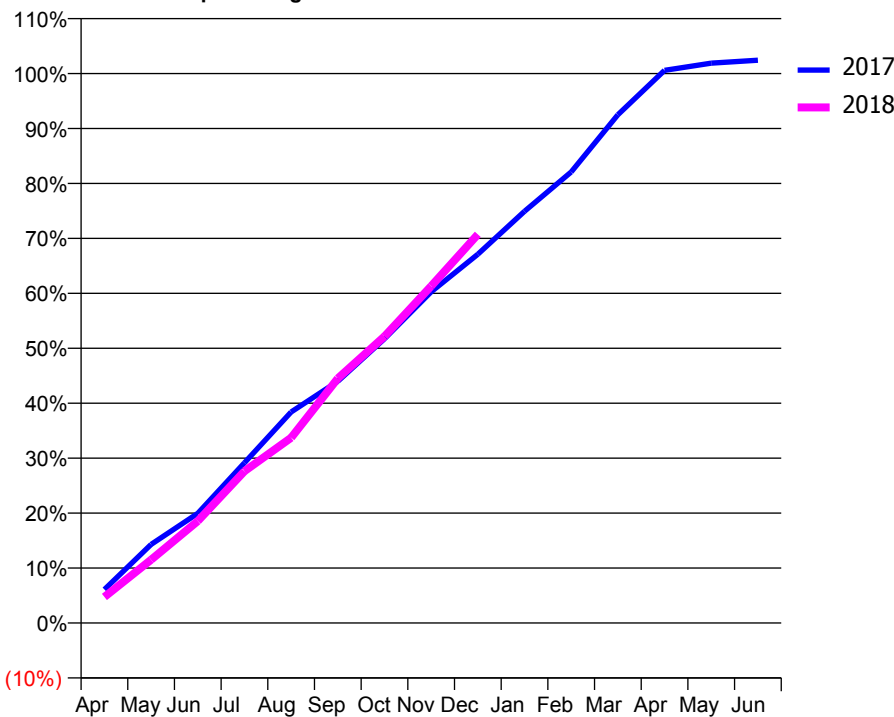
ACCESS*

Patients seen in 24 months	Total	Change since previous quarter
Quarter ending December 2016	7,042	
Quarter ending March 2017	7,036	→
Quarter ending June 2017	7,035	→
Quarter ending September 2017	6,974	→
Quarter ending December 2017	7,045	→
Variance since December 2016	0.0%	→



ACTIVITY

Cumulative percentage of contracted UDA delivered 2017 & 2018



Month	Adjusted Scheduled Activity (UDA)	
	2017	2018
April	1,521	1,182
May	3,560	2,868
June	4,970	4,616
July	7,255	6,874
August	9,557	8,389
September	10,948	11,079
October	12,873	12,980
November	14,997	15,259
December	16,698	17,603
January	18,643	
February	20,429	
March	23,016	
April	25,029	
May	25,355	
June	25,486	

QUALITY

	Quantity	Base Number	Contract	AT	Region	England
% of FP17s for the same patient ID Re-attending within 3 months - Children	128	1,396	9.2%	10.2%	11.6%	12.0%
% of FP17s for the same patient ID Re-attending within 3 months - Adults	587	3,710	15.8%	15.3%	16.7%	15.9%
% of FP17s for the same patient ID Re-attending between 3 & 9 months - Children	501	1,396	35.9%	48.0%	47.3%	58.0%
% of FP17s for the same patient ID Re-attending between 3 & 9 months - Adults	1,021	3,710	27.5%	38.2%	38.3%	50.5%
% of FP17s for Band 1 Urgent Courses	540	4,668	11.6%	10.0%	10.5%	9.0%
% of FP17s Relating to Free Repair or Replacements	10	4,668	0.2%	0.6%	0.6%	0.8%
% of FP17s Relating to Continuations	43	4,668	0.9%	0.9%	0.8%	1.1%
% of Patients satisfied with the dentistry they have received	7	8	N/A	90.0%	89.0%	91.5%
% of Patients satisfied with the time they had to wait for an appointment	6	8	N/A	87.4%	84.2%	87.9%

* This is based on patients treated on this contract for their most recent course of treatment. Figures in italics indicate the base number of FP17s or Patient Questionnaire responses are less than 100. N/A is shown where the base number of responses is less than 10 during the period. % is calculated as Quantity/Base number*100

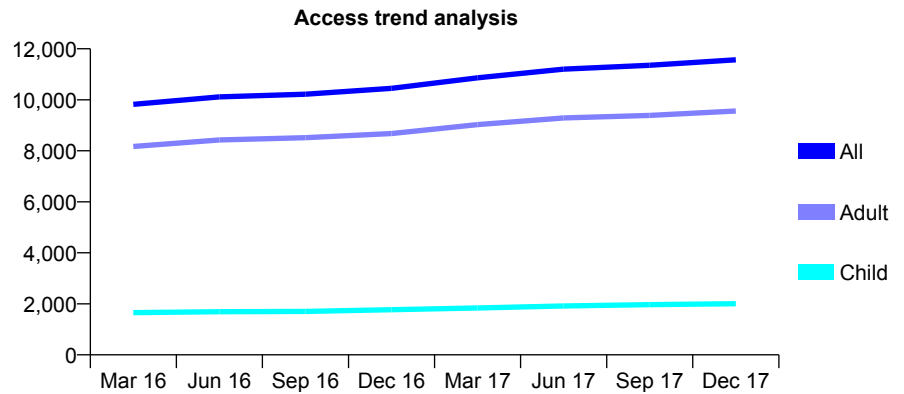
Q63 - Vital Signs At a Glance Contract Report for 133167/0001 - December 2017

Name or company name	Nitin Nagpaul and Hayley Seresht
Contract type name	PDS Plus Contract
Purpose of contract	General
Contract start date	01/06/2010
Contract end date	31/03/2018

17/18 Contracted general activity (UDA)	20,996
Carry forward general activity (UDA)	-420
17/18 Contracted orthodontic activity (UOA)	0
Carry forward orthodontic activity (UOA)	0
Baseline contract value	£793,381.74

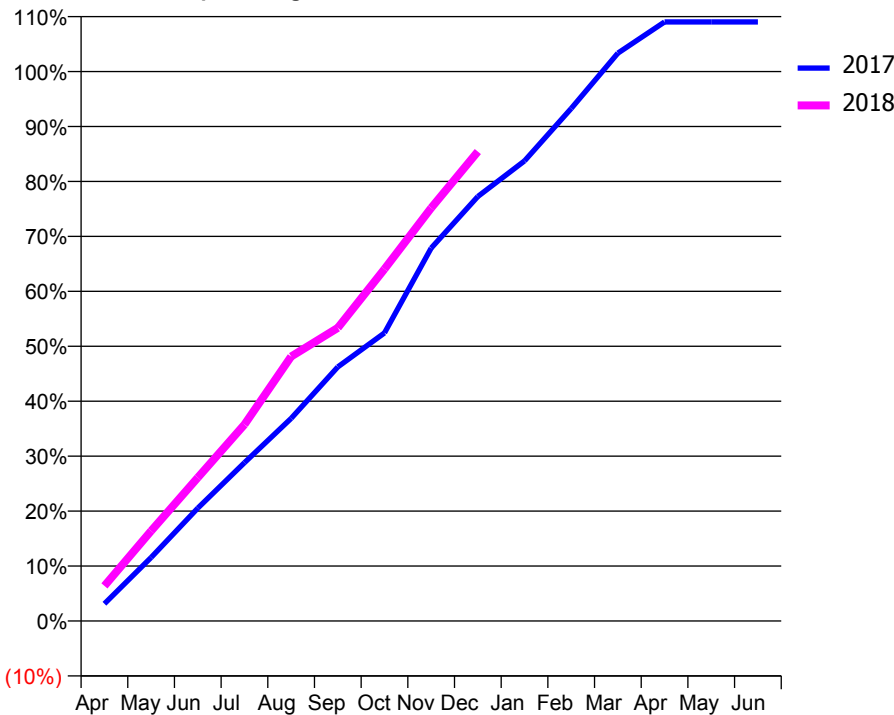
ACCESS*

Patients seen in 24 months	Total	Change since previous quarter
Quarter ending December 2016	10,448	
Quarter ending March 2017	10,862	↑
Quarter ending June 2017	11,205	↑
Quarter ending September 2017	11,355	→
Quarter ending December 2017	11,567	→
Variance since December 2016	10.7%	↑



ACTIVITY

Cumulative percentage of contracted UDA delivered 2017 & 2018



Month	Adjusted Scheduled Activity (UDA)	
	2017	2018
April	658	1,344
May	2,429	3,442
June	4,315	5,478
July	6,053	7,507
August	7,743	10,104
September	9,710	11,200
October	11,009	13,449
November	14,247	15,783
December	16,220	17,937
January	17,582	
February	19,584	
March	21,697	
April	22,891	
May	22,891	
June	22,891	

QUALITY

	Quantity	Base Number	Contract	AT	Region	England
% of FP17s for the same patient ID Re-attending within 3 months - Children	187	1,660	11.3%	10.2%	11.6%	12.0%
% of FP17s for the same patient ID Re-attending within 3 months - Adults	984	6,581	15.0%	15.3%	16.7%	15.9%
% of FP17s for the same patient ID Re-attending between 3 & 9 months - Children	515	1,660	31.0%	48.0%	47.3%	58.0%
% of FP17s for the same patient ID Re-attending between 3 & 9 months - Adults	1,225	6,581	18.6%	38.2%	38.3%	50.5%
% of FP17s for Band 1 Urgent Courses	1,618	7,731	20.9%	10.0%	10.5%	9.0%
% of FP17s Relating to Free Repair or Replacements	37	7,731	0.5%	0.6%	0.6%	0.8%
% of FP17s Relating to Continuations	93	7,731	1.2%	0.9%	0.8%	1.1%
% of Patients satisfied with the dentistry they have received	4	5	N/A	90.0%	89.0%	91.5%
% of Patients satisfied with the time they had to wait for an appointment	3	5	N/A	87.4%	84.2%	87.9%

* This is based on patients treated on this contract for their most recent course of treatment. Figures in italics indicate the base number of FP17s or Patient Questionnaire responses are less than 100. N/A is shown where the base number of responses is less than 10 during the period. % is calculated as Quantity/Base number*100

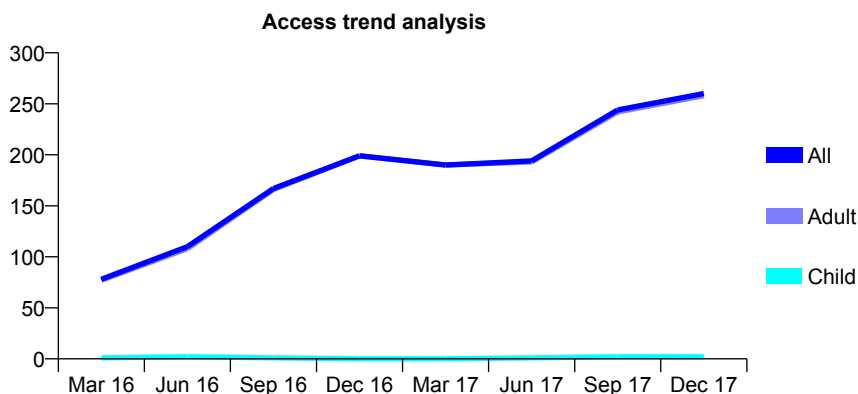
Q63 - Vital Signs At a Glance Contract Report for 133167/0002 - December 2017

Name or company name	Nitin Nagpaul and Hayley Seresht
Contract type name	PDS Contract
Purpose of contract	General
Contract start date	01/09/2010
Contract end date	31/03/2018

17/18 Contracted general activity (UDA)	600
Carry forward general activity (UDA)	-3
17/18 Contracted orthodontic activity (UOA)	0
Carry forward orthodontic activity (UOA)	0
Baseline contract value	£29,563.65

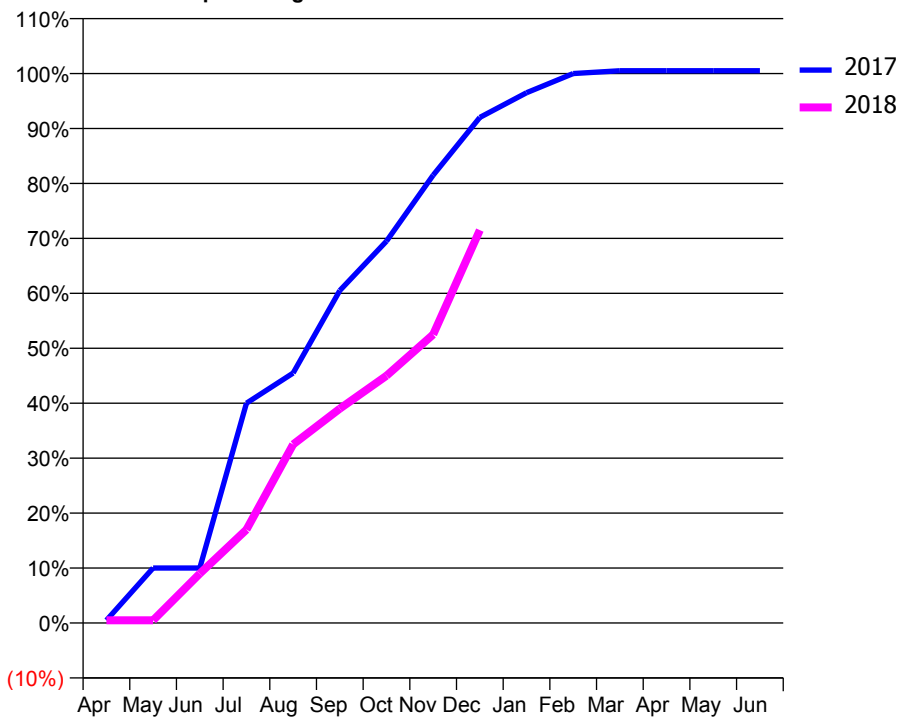
ACCESS*

Patients seen in 24 months	Total	Change since previous quarter
Quarter ending December 2016	199	
Quarter ending March 2017	190	↓
Quarter ending June 2017	194	↑
Quarter ending September 2017	244	↑
Quarter ending December 2017	260	↑
Variance since December 2016	30.7%	↑



ACTIVITY

Cumulative percentage of contracted UDA delivered 2017 & 2018



Month	Adjusted Scheduled Activity (UDA)	
	2017	2018
April	3	3
May	60	3
June	60	54
July	240	102
August	273	195
September	363	234
October	417	270
November	489	315
December	552	429
January	579	
February	600	
March	603	
April	603	
May	603	
June	603	

QUALITY

	Quantity	Base Number	Contract	AT	Region	England
% of FP17s for the same patient ID Re-attending within 3 months - Children	0	3	0.0%	10.2%	11.6%	12.0%
% of FP17s for the same patient ID Re-attending within 3 months - Adults	1	139	0.7%	15.3%	16.7%	15.9%
% of FP17s for the same patient ID Re-attending between 3 & 9 months - Children	0	3	0.0%	48.0%	47.3%	58.0%
% of FP17s for the same patient ID Re-attending between 3 & 9 months - Adults	0	139	0.0%	38.2%	38.3%	50.5%
% of FP17s for Band 1 Urgent Courses	0	142	0.0%	10.0%	10.5%	9.0%
% of FP17s Relating to Free Repair or Replacements	0	142	0.0%	0.6%	0.6%	0.8%
% of FP17s Relating to Continuations	0	142	0.0%	0.9%	0.8%	1.1%
% of Patients satisfied with the dentistry they have received	0	0	N/A	90.0%	89.0%	91.5%
% of Patients satisfied with the time they had to wait for an appointment	0	0	N/A	87.4%	84.2%	87.9%

* This is based on patients treated on this contract for their most recent course of treatment. Figures in italics indicate the base number of FP17s or Patient Questionnaire responses are less than 100. N/A is shown where the base number of responses is less than 10 during the period. % is calculated as Quantity/Base number*100

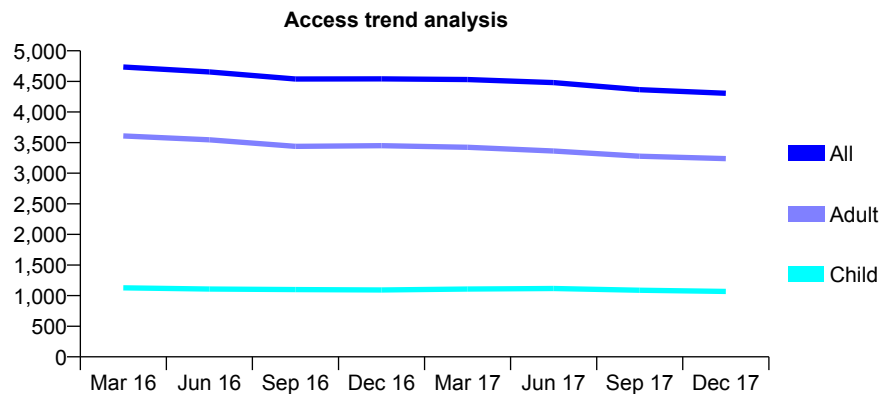
Q63 - Vital Signs At a Glance Contract Report for 134791/0002 - December 2017

Name or company name	The Beulah Hill Dental Centre
Contract type name	GDS Contract
Purpose of contract	General
Contract start date	01/04/2006
Contract end date	

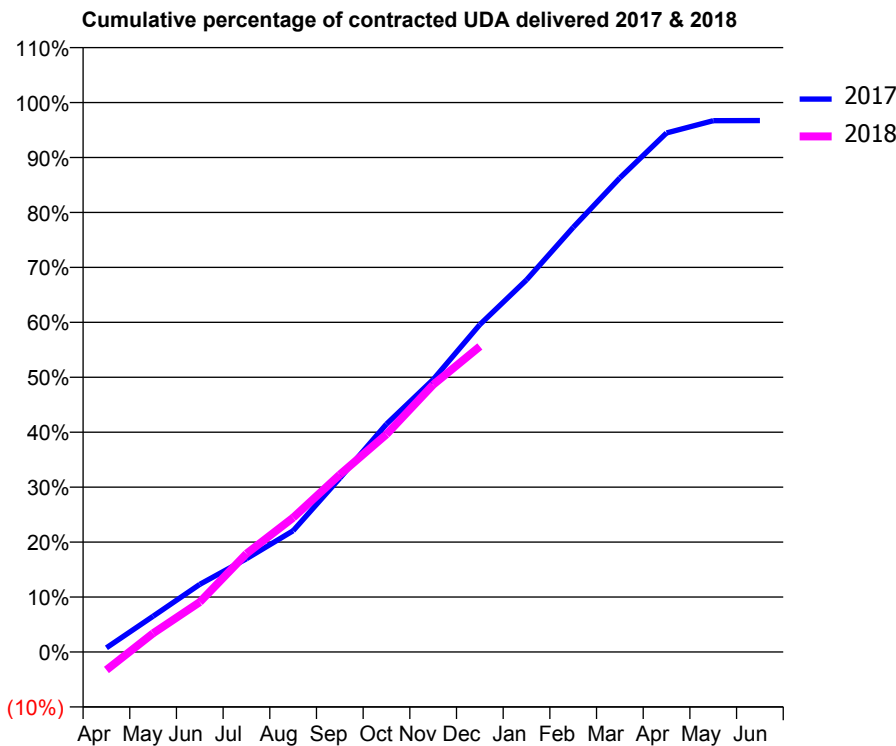
17/18 Contracted general activity (UDA)	16,990
Carry forward general activity (UDA)	557
17/18 Contracted orthodontic activity (UOA)	0
Carry forward orthodontic activity (UOA)	0
Baseline contract value	£414,895.58

ACCESS*

Patients seen in 24 months	Total	Change since previous quarter
Quarter ending December 2016	4,542	
Quarter ending March 2017	4,531	→
Quarter ending June 2017	4,480	↓
Quarter ending September 2017	4,366	↓
Quarter ending December 2017	4,307	↓
Variance since December 2016	(5.2%)	↓



ACTIVITY



Month	Adjusted Scheduled Activity (UDA)	
	2017	2018
April	132	-557
May	1,108	580
June	2,094	1,543
July	2,886	3,042
August	3,750	4,156
September	5,374	5,486
October	7,048	6,730
November	8,427	8,263
December	10,122	9,446
January	11,506	
February	13,129	
March	14,661	
April	16,050	
May	16,428	
June	16,433	

QUALITY

	Quantity	Base Number	Contract	AT	Region	England
% of FP17s for the same patient ID Re-attending within 3 months - Children	60	1,004	6.0%	10.2%	11.6%	12.0%
% of FP17s for the same patient ID Re-attending within 3 months - Adults	434	3,238	13.4%	15.3%	16.7%	15.9%
% of FP17s for the same patient ID Re-attending between 3 & 9 months - Children	544	1,004	54.2%	48.0%	47.3%	58.0%
% of FP17s for the same patient ID Re-attending between 3 & 9 months - Adults	1,927	3,238	59.5%	38.2%	38.3%	50.5%
% of FP17s for Band 1 Urgent Courses	221	3,698	6.0%	10.0%	10.5%	9.0%
% of FP17s Relating to Free Repair or Replacements	52	3,698	1.4%	0.6%	0.6%	0.8%
% of FP17s Relating to Continuations	65	3,698	1.8%	0.9%	0.8%	1.1%
% of Patients satisfied with the dentistry they have received	6	7	N/A	90.0%	89.0%	91.5%
% of Patients satisfied with the time they had to wait for an appointment	6	7	N/A	87.4%	84.2%	87.9%

* This is based on patients treated on this contract for their most recent course of treatment. Figures in italics indicate the base number of FP17s or Patient Questionnaire responses are less than 100. N/A is shown where the base number of responses is less than 10 during the period. % is calculated as Quantity/Base number*100

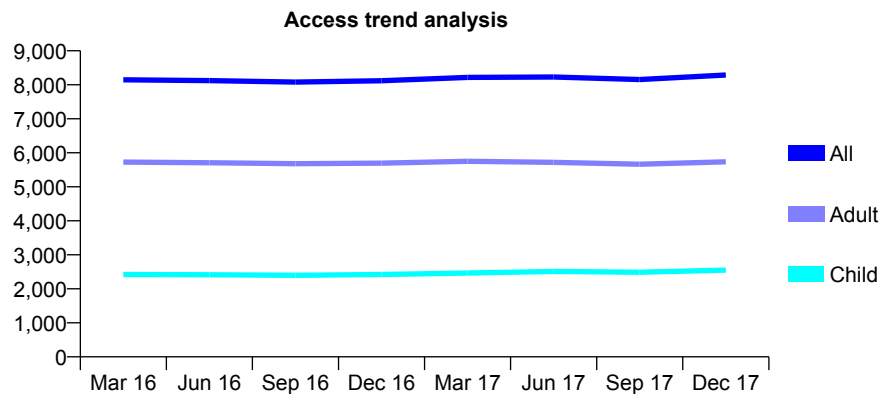
Q63 - Vital Signs At a Glance Contract Report for 135186/0001 - December 2017

Name or company name	Aspire Dental Practice Partnership
Contract type name	GDS Contract
Purpose of contract	General
Contract start date	21/08/2011
Contract end date	

17/18 Contracted general activity (UDA)	26,500
Carry forward general activity (UDA)	0
17/18 Contracted orthodontic activity (UOA)	0
Carry forward orthodontic activity (UOA)	0
Baseline contract value	£670,015.16

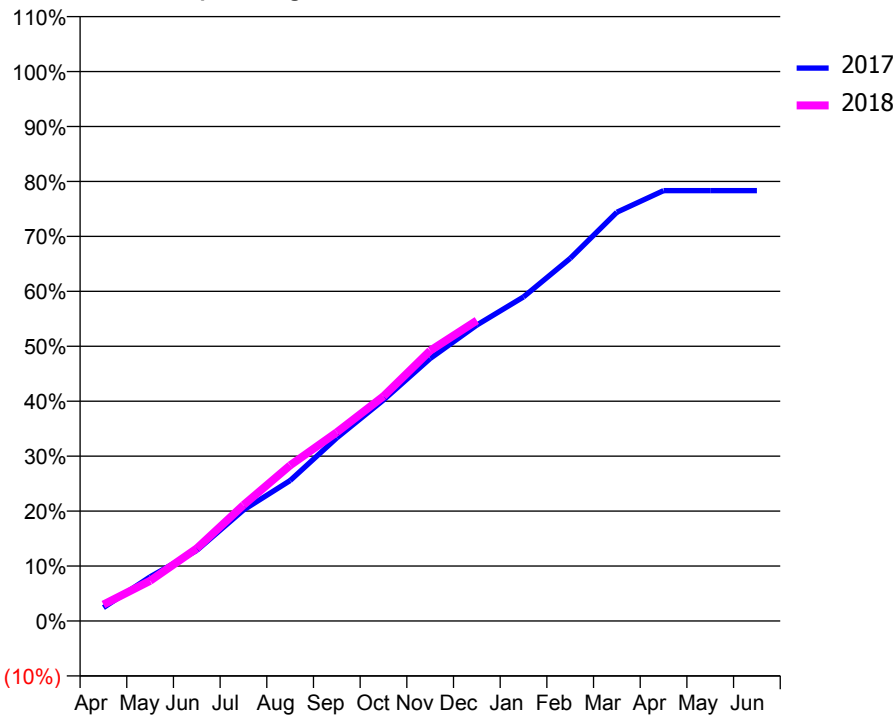
ACCESS*

Patients seen in 24 months	Total	Change since previous quarter
Quarter ending December 2016	8,118	
Quarter ending March 2017	8,217	→
Quarter ending June 2017	8,231	→
Quarter ending September 2017	8,153	→
Quarter ending December 2017	8,287	→
Variance since December 2016	2.1%	↑



ACTIVITY

Cumulative percentage of contracted UDA delivered 2017 & 2018



Month	Adjusted Scheduled Activity (UDA)	
	2017	2018
April	660	794
May	2,169	1,942
June	3,469	3,504
July	5,457	5,591
August	6,903	7,511
September	9,000	9,101
October	10,863	10,840
November	12,897	13,036
December	14,545	14,494
January	15,924	
February	17,819	
March	20,086	
April	21,147	
May	21,146	
June	21,146	

QUALITY

	Quantity	Base Number	Contract	AT	Region	England
% of FP17s for the same patient ID Re-attending within 3 months - Children	156	2,302	6.8%	10.2%	11.6%	12.0%
% of FP17s for the same patient ID Re-attending within 3 months - Adults	645	4,521	14.3%	15.3%	16.7%	15.9%
% of FP17s for the same patient ID Re-attending between 3 & 9 months - Children	1,083	2,302	47.0%	48.0%	47.3%	58.0%
% of FP17s for the same patient ID Re-attending between 3 & 9 months - Adults	1,647	4,521	36.4%	38.2%	38.3%	50.5%
% of FP17s for Band 1 Urgent Courses	679	6,430	10.6%	10.0%	10.5%	9.0%
% of FP17s Relating to Free Repair or Replacements	26	6,430	0.4%	0.6%	0.6%	0.8%
% of FP17s Relating to Continuations	92	6,430	1.4%	0.9%	0.8%	1.1%
% of Patients satisfied with the dentistry they have received	7	7	N/A	90.0%	89.0%	91.5%
% of Patients satisfied with the time they had to wait for an appointment	6	7	N/A	87.4%	84.2%	87.9%

* This is based on patients treated on this contract for their most recent course of treatment. Figures in italics indicate the base number of FP17s or Patient Questionnaire responses are less than 100. N/A is shown where the base number of responses is less than 10 during the period. % is calculated as Quantity/Base number*100

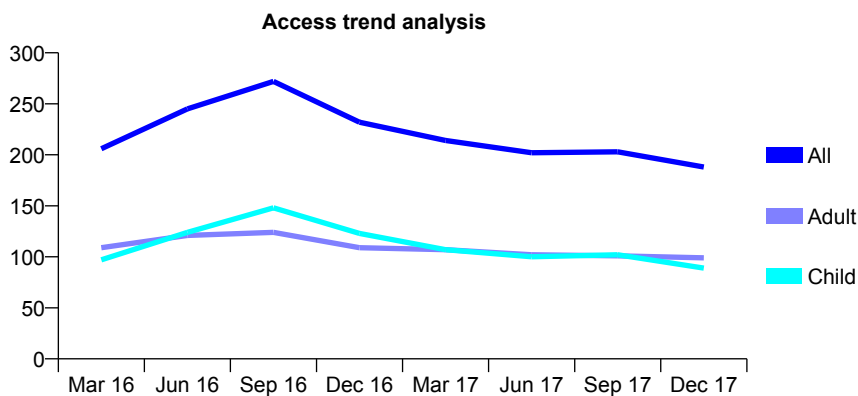
Q63 - Vital Signs At a Glance Contract Report for 135437/0001 - December 2017

Name or company name	Miss N Khoobehi
Contract type name	GDS Contract
Purpose of contract	General
Contract start date	29/06/2012
Contract end date	

17/18 Contracted general activity (UDA)	844
Carry forward general activity (UDA)	-11
17/18 Contracted orthodontic activity (UOA)	0
Carry forward orthodontic activity (UOA)	0
Baseline contract value	£22,730.68

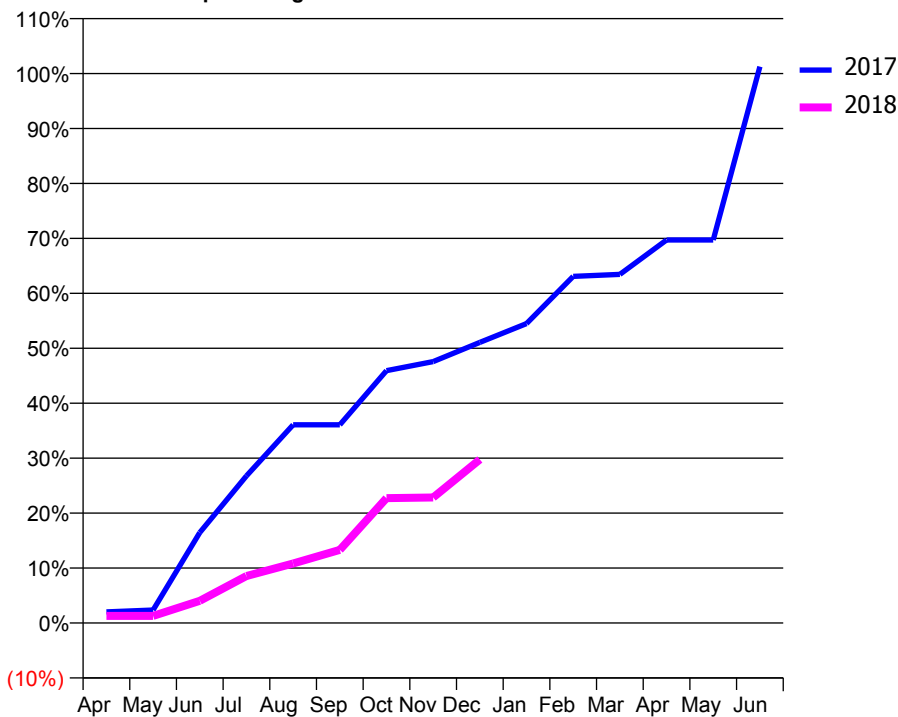
ACCESS*

Patients seen in 24 months	Total	Change since previous quarter
Quarter ending December 2016	232	
Quarter ending March 2017	214	↓
Quarter ending June 2017	202	↓
Quarter ending September 2017	203	→
Quarter ending December 2017	188	↓
Variance since December 2016	(19.0%)	↓



ACTIVITY

Cumulative percentage of contracted UDA delivered 2017 & 2018



Month	Adjusted Scheduled Activity (UDA)	
	2017	2018
April	17	11
May	20	11
June	139	34
July	226	72
August	304	91
September	304	112
October	388	192
November	402	193
December	431	251
January	460	
February	532	
March	535	
April	588	
May	588	
June	855	

QUALITY

	Quantity	Base Number	Contract	AT	Region	England
% of FP17s for the same patient ID Re-attending within 3 months - Children	6	102	5.9%	10.2%	11.6%	12.0%
% of FP17s for the same patient ID Re-attending within 3 months - Adults	3	63	4.8%	15.3%	16.7%	15.9%
% of FP17s for the same patient ID Re-attending between 3 & 9 months - Children	30	102	29.4%	48.0%	47.3%	58.0%
% of FP17s for the same patient ID Re-attending between 3 & 9 months - Adults	27	63	42.9%	38.2%	38.3%	50.5%
% of FP17s for Band 1 Urgent Courses	6	90	6.7%	10.0%	10.5%	9.0%
% of FP17s Relating to Free Repair or Replacements	0	90	0.0%	0.6%	0.6%	0.8%
% of FP17s Relating to Continuations	0	90	0.0%	0.9%	0.8%	1.1%
% of Patients satisfied with the dentistry they have received	0	0	N/A	90.0%	89.0%	91.5%
% of Patients satisfied with the time they had to wait for an appointment	0	0	N/A	87.4%	84.2%	87.9%

* This is based on patients treated on this contract for their most recent course of treatment. Figures in italics indicate the base number of FP17s or Patient Questionnaire responses are less than 100. N/A is shown where the base number of responses is less than 10 during the period. % is calculated as Quantity/Base number*100

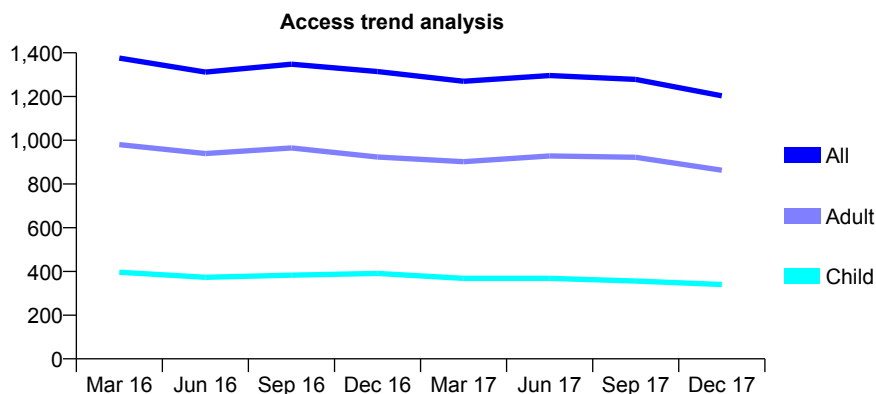
Q63 - Vital Signs At a Glance Contract Report for 136638/0001 - December 2017

Name or company name	Orchard Dental Centre
Contract type name	GDS Contract
Purpose of contract	General
Contract start date	14/06/2010
Contract end date	

17/18 Contracted general activity (UDA)	5,908
Carry forward general activity (UDA)	0
17/18 Contracted orthodontic activity (UOA)	0
Carry forward orthodontic activity (UOA)	0
Baseline contract value	£158,858.79

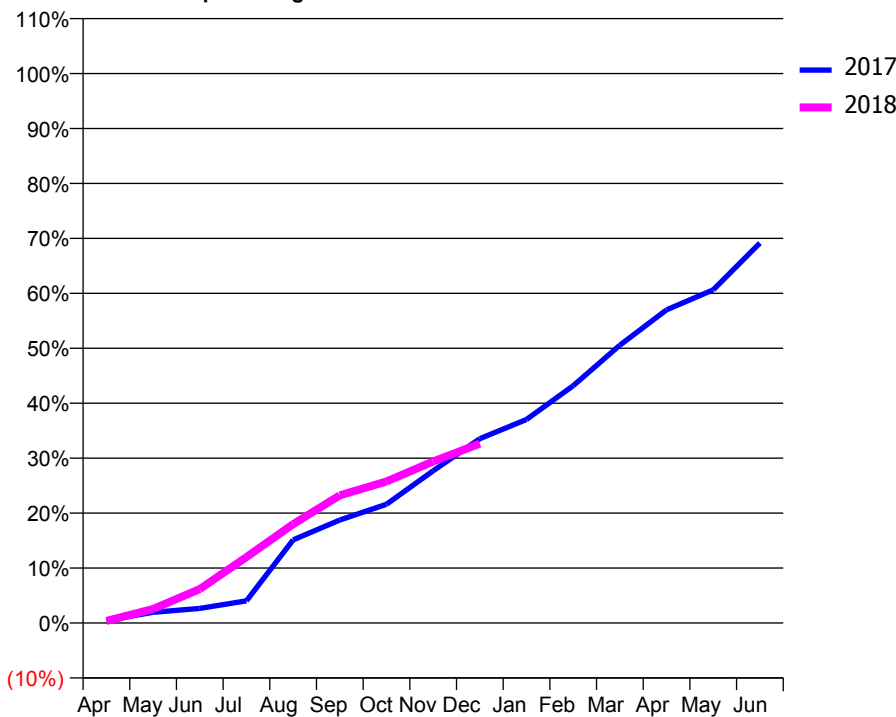
ACCESS*

Patients seen in 24 months	Total	Change since previous quarter
Quarter ending December 2016	1,314	
Quarter ending March 2017	1,270	↓
Quarter ending June 2017	1,296	↑
Quarter ending September 2017	1,278	↓
Quarter ending December 2017	1,203	↓
Variance since December 2016	(8.4%)	↓



ACTIVITY

Cumulative percentage of contracted UDA delivered 2017 & 2018



Month	Adjusted Scheduled Activity (UDA)	
	2017	2018
April	27	23
May	116	151
June	158	365
July	238	709
August	893	1,063
September	1,108	1,373
October	1,277	1,522
November	1,636	1,737
December	1,983	1,928
January	2,189	
February	2,551	
March	2,987	
April	3,367	
May	3,582	
June	4,085	

QUALITY

	Quantity	Base Number	Contract	AT	Region	England
% of FP17s for the same patient ID Re-attending within 3 months - Children	47	267	17.6%	10.2%	11.6%	12.0%
% of FP17s for the same patient ID Re-attending within 3 months - Adults	195	745	26.2%	15.3%	16.7%	15.9%
% of FP17s for the same patient ID Re-attending between 3 & 9 months - Children	87	267	32.6%	48.0%	47.3%	58.0%
% of FP17s for the same patient ID Re-attending between 3 & 9 months - Adults	218	745	29.3%	38.2%	38.3%	50.5%
% of FP17s for Band 1 Urgent Courses	174	773	22.5%	10.0%	10.5%	9.0%
% of FP17s Relating to Free Repair or Replacements	3	773	0.4%	0.6%	0.6%	0.8%
% of FP17s Relating to Continuations	4	773	0.5%	0.9%	0.8%	1.1%
% of Patients satisfied with the dentistry they have received	1	1	N/A	90.0%	89.0%	91.5%
% of Patients satisfied with the time they had to wait for an appointment	1	1	N/A	87.4%	84.2%	87.9%

* This is based on patients treated on this contract for their most recent course of treatment. Figures in italics indicate the base number of FP17s or Patient Questionnaire responses are less than 100. N/A is shown where the base number of responses is less than 10 during the period. % is calculated as Quantity/Base number*100

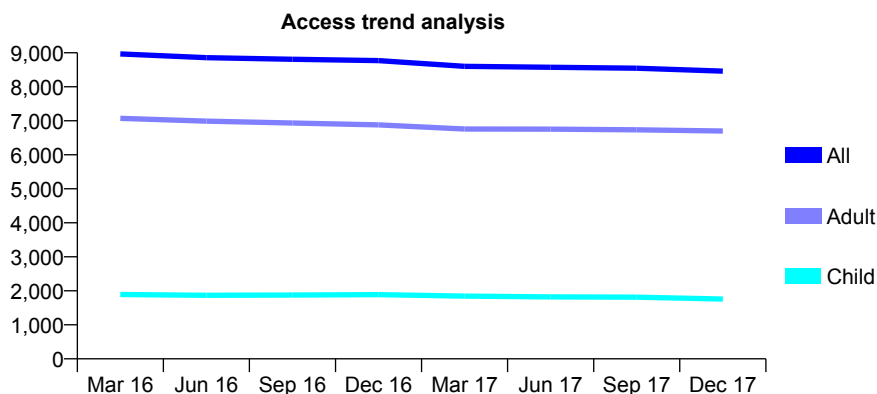
Q63 - Vital Signs At a Glance Contract Report for 136816/0001 - December 2017

Name or company name	N A JONES & R JOSEPH
Contract type name	GDS Contract
Purpose of contract	General
Contract start date	01/04/2011
Contract end date	

17/18 Contracted general activity (UDA)	29,000
Carry forward general activity (UDA)	0
17/18 Contracted orthodontic activity (UOA)	0
Carry forward orthodontic activity (UOA)	0
Baseline contract value	£749,845.69

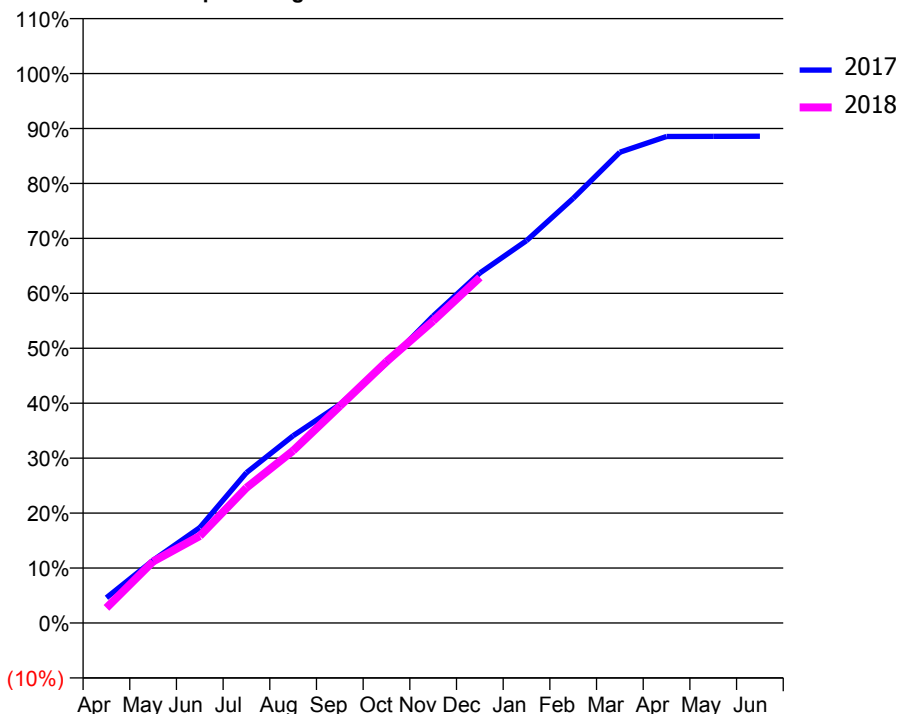
ACCESS*

Patients seen in 24 months	Total	Change since previous quarter
Quarter ending December 2016	8,769	
Quarter ending March 2017	8,603	↓
Quarter ending June 2017	8,575	→
Quarter ending September 2017	8,549	→
Quarter ending December 2017	8,461	↓
Variance since December 2016	(3.5%)	↓



ACTIVITY

Cumulative percentage of contracted UDA delivered 2017 & 2018



Month	Adjusted Scheduled Activity (UDA)	
	2017	2018
April	1,336	800
May	3,309	3,249
June	5,033	4,590
July	7,933	7,139
August	9,886	9,097
September	11,534	11,447
October	13,713	13,796
November	16,206	15,944
December	18,467	18,235
January	20,182	
February	22,411	
March	24,846	
April	25,679	
May	25,684	
June	25,687	

QUALITY

	Quantity	Base Number	Contract	AT	Region	England
% of FP17s for the same patient ID Re-attending within 3 months - Children	85	1,616	5.3%	10.2%	11.6%	12.0%
% of FP17s for the same patient ID Re-attending within 3 months - Adults	1,349	6,400	21.1%	15.3%	16.7%	15.9%
% of FP17s for the same patient ID Re-attending between 3 & 9 months - Children	875	1,616	54.1%	48.0%	47.3%	58.0%
% of FP17s for the same patient ID Re-attending between 3 & 9 months - Adults	2,563	6,400	40.0%	38.2%	38.3%	50.5%
% of FP17s for Band 1 Urgent Courses	587	7,675	7.6%	10.0%	10.5%	9.0%
% of FP17s Relating to Free Repair or Replacements	201	7,675	2.6%	0.6%	0.6%	0.8%
% of FP17s Relating to Continuations	326	7,675	4.2%	0.9%	0.8%	1.1%
% of Patients satisfied with the dentistry they have received	7	7	N/A	90.0%	89.0%	91.5%
% of Patients satisfied with the time they had to wait for an appointment	6	7	N/A	87.4%	84.2%	87.9%

* This is based on patients treated on this contract for their most recent course of treatment. Figures in italics indicate the base number of FP17s or Patient Questionnaire responses are less than 100. N/A is shown where the base number of responses is less than 10 during the period. % is calculated as Quantity/Base number*100

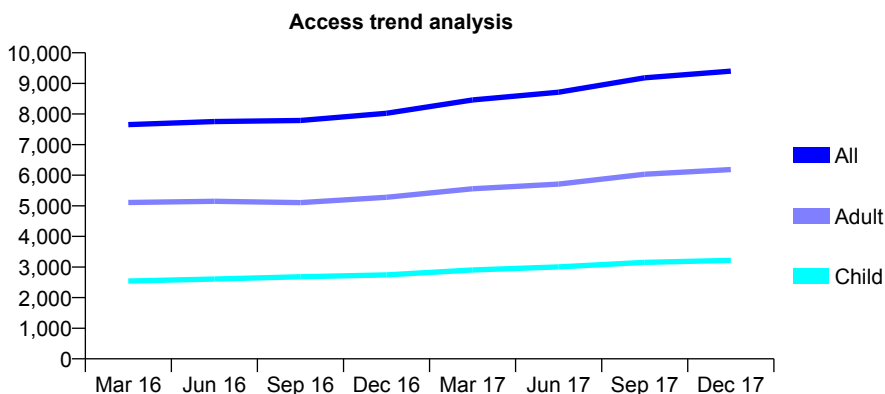
Q63 - Vital Signs At a Glance Contract Report for 138673/0001 - December 2017

Name or company name	Plumstead Dental Surgery Ltd
Contract type name	GDS Contract
Purpose of contract	General
Contract start date	01/12/2007
Contract end date	

17/18 Contracted general activity (UDA)	24,351
Carry forward general activity (UDA)	-71
17/18 Contracted orthodontic activity (UOA)	0
Carry forward orthodontic activity (UOA)	0
Baseline contract value	£608,000.35

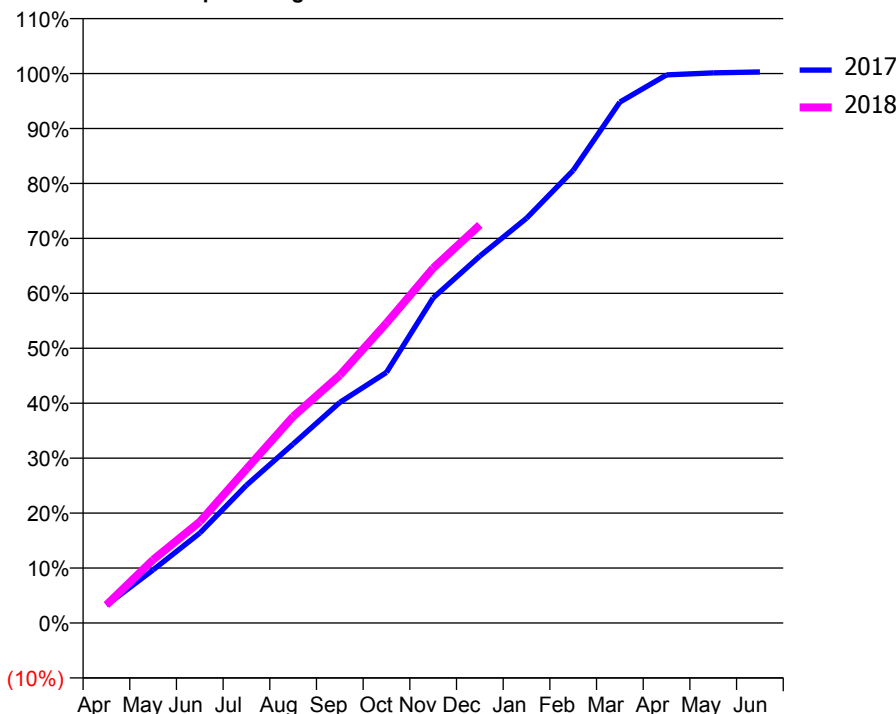
ACCESS*

Patients seen in 24 months	Total	Change since previous quarter
Quarter ending December 2016	8,022	
Quarter ending March 2017	8,461	↑
Quarter ending June 2017	8,714	↑
Quarter ending September 2017	9,185	↑
Quarter ending December 2017	9,402	↑
Variance since December 2016	17.2%	↑



ACTIVITY

Cumulative percentage of contracted UDA delivered 2017 & 2018



Month	Adjusted Scheduled Activity (UDA)	
	2017	2018
April	789	801
May	2,356	2,807
June	3,986	4,490
July	6,106	6,828
August	7,931	9,152
September	9,774	10,982
October	11,104	13,290
November	14,412	15,726
December	16,256	17,645
January	17,936	
February	20,061	
March	23,083	
April	24,290	
May	24,381	
June	24,422	

QUALITY

	Quantity	Base Number	Contract	AT	Region	England
% of FP17s for the same patient ID Re-attending within 3 months - Children	272	2,865	9.5%	10.2%	11.6%	12.0%
% of FP17s for the same patient ID Re-attending within 3 months - Adults	1,136	5,244	21.7%	15.3%	16.7%	15.9%
% of FP17s for the same patient ID Re-attending between 3 & 9 months - Children	1,181	2,865	41.2%	48.0%	47.3%	58.0%
% of FP17s for the same patient ID Re-attending between 3 & 9 months - Adults	1,383	5,244	26.4%	38.2%	38.3%	50.5%
% of FP17s for Band 1 Urgent Courses	1,436	7,301	19.7%	10.0%	10.5%	9.0%
% of FP17s Relating to Free Repair or Replacements	18	7,301	0.2%	0.6%	0.6%	0.8%
% of FP17s Relating to Continuations	78	7,301	1.1%	0.9%	0.8%	1.1%
% of Patients satisfied with the dentistry they have received	2	2	N/A	90.0%	89.0%	91.5%
% of Patients satisfied with the time they had to wait for an appointment	2	2	N/A	87.4%	84.2%	87.9%

* This is based on patients treated on this contract for their most recent course of treatment. Figures in italics indicate the base number of FP17s or Patient Questionnaire responses are less than 100. N/A is shown where the base number of responses is less than 10 during the period. % is calculated as Quantity/Base number*100

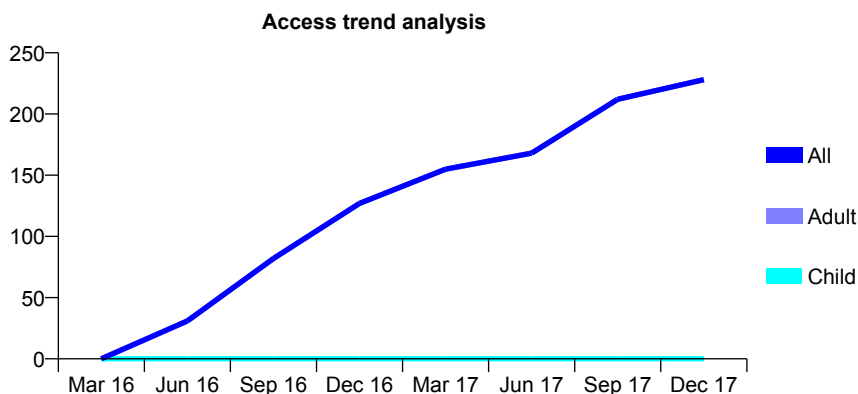
Q63 - Vital Signs At a Glance Contract Report for 138673/0002 - December 2017

Name or company name	Plumstead Dental Surgery Ltd
Contract type name	PDS Contract
Purpose of contract	General
Contract start date	01/04/2011
Contract end date	31/03/2018

17/18 Contracted general activity (UDA)	900
Carry forward general activity (UDA)	0
17/18 Contracted orthodontic activity (UOA)	0
Carry forward orthodontic activity (UOA)	0
Baseline contract value	£47,477.86

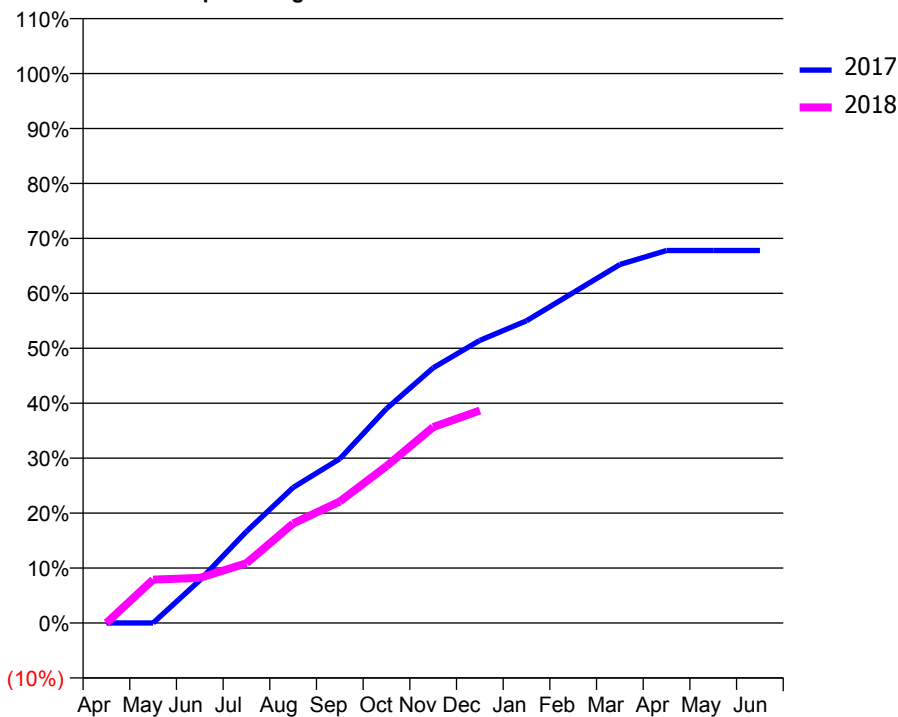
ACCESS*

Patients seen in 24 months	Total	Change since previous quarter
Quarter ending December 2016	127	
Quarter ending March 2017	155	↑
Quarter ending June 2017	168	↑
Quarter ending September 2017	212	↑
Quarter ending December 2017	228	↑
Variance since December 2016	79.5%	↑



ACTIVITY

Cumulative percentage of contracted UDA delivered 2017 & 2018



Month	Adjusted Scheduled Activity (UDA)	
	2017	2018
April	0	0
May	0	71
June	70	74
July	150	98
August	222	163
September	269	199
October	351	257
November	418	321
December	463	348
January	495	
February	541	
March	587	
April	610	
May	610	
June	610	

QUALITY

	Quantity	Base Number	Contract	AT	Region	England
% of FP17s for the same patient ID Re-attending within 3 months - Children	0	0	N/A	10.2%	11.6%	12.0%
% of FP17s for the same patient ID Re-attending within 3 months - Adults	1	163	0.6%	15.3%	16.7%	15.9%
% of FP17s for the same patient ID Re-attending between 3 & 9 months - Children	0	0	N/A	48.0%	47.3%	58.0%
% of FP17s for the same patient ID Re-attending between 3 & 9 months - Adults	0	163	0.0%	38.2%	38.3%	50.5%
% of FP17s for Band 1 Urgent Courses	0	123	0.0%	10.0%	10.5%	9.0%
% of FP17s Relating to Free Repair or Replacements	0	123	0.0%	0.6%	0.6%	0.8%
% of FP17s Relating to Continuations	0	123	0.0%	0.9%	0.8%	1.1%
% of Patients satisfied with the dentistry they have received	0	0	N/A	90.0%	89.0%	91.5%
% of Patients satisfied with the time they had to wait for an appointment	0	0	N/A	87.4%	84.2%	87.9%

* This is based on patients treated on this contract for their most recent course of treatment. Figures in italics indicate the base number of FP17s or Patient Questionnaire responses are less than 100. N/A is shown where the base number of responses is less than 10 during the period. % is calculated as Quantity/Base number*100

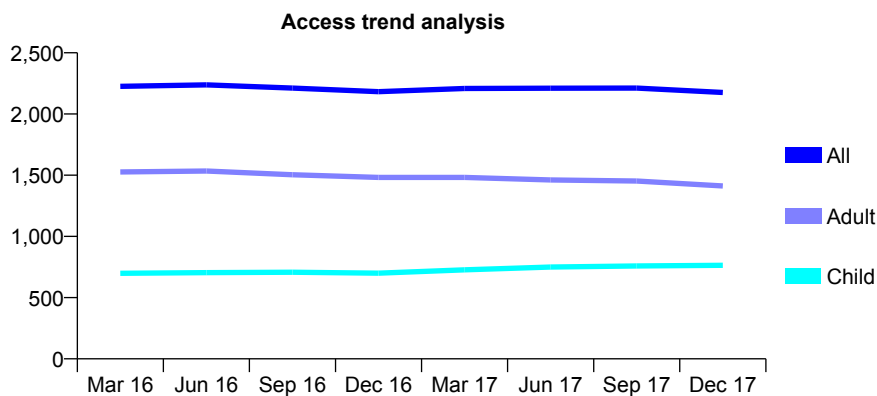
Q63 - Vital Signs At a Glance Contract Report for 140384/0001 - December 2017

Name or company name	Arcades Dental Surgery
Contract type name	GDS Contract
Purpose of contract	General
Contract start date	01/04/2006
Contract end date	

17/18 Contracted general activity (UDA)	6,775
Carry forward general activity (UDA)	-136
17/18 Contracted orthodontic activity (UOA)	0
Carry forward orthodontic activity (UOA)	0
Baseline contract value	£206,031.83

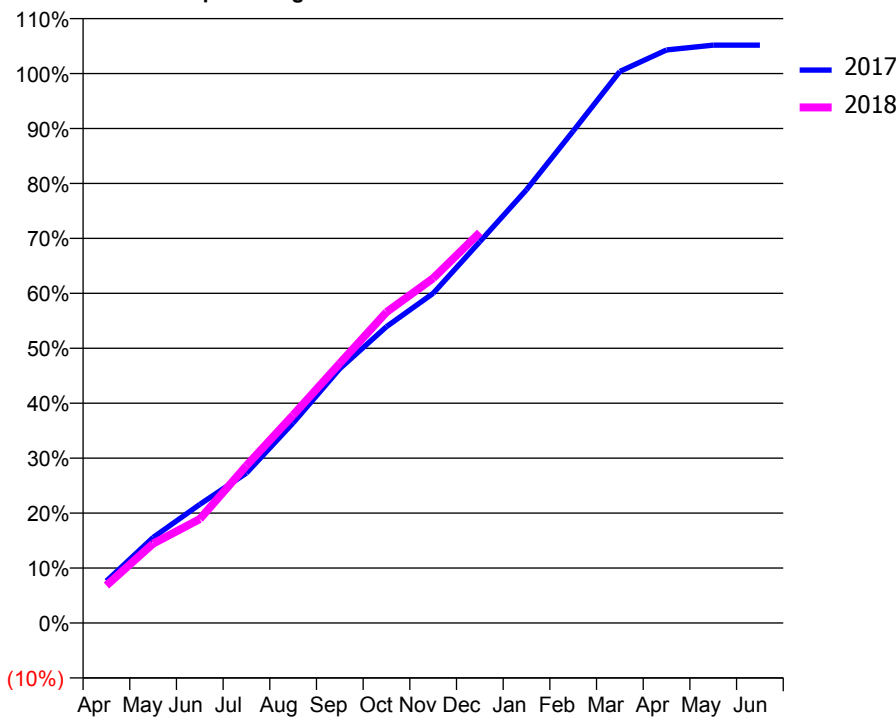
ACCESS*

Patients seen in 24 months	Total	Change since previous quarter
Quarter ending December 2016	2,182	
Quarter ending March 2017	2,209	→
Quarter ending June 2017	2,211	→
Quarter ending September 2017	2,212	→
Quarter ending December 2017	2,176	↓
Variance since December 2016	(0.3%)	→



ACTIVITY

Cumulative percentage of contracted UDA delivered 2017 & 2018



Month	Adjusted Scheduled Activity (UDA)	
	2017	2018
April	517	462
May	1,055	979
June	1,462	1,282
July	1,849	1,941
August	2,467	2,564
September	3,137	3,203
October	3,654	3,833
November	4,065	4,251
December	4,701	4,815
January	5,342	
February	6,066	
March	6,801	
April	7,066	
May	7,125	
June	7,125	

QUALITY

	Quantity	Base Number	Contract	AT	Region	England
% of FP17s for the same patient ID Re-attending within 3 months - Children	27	696	3.9%	10.2%	11.6%	12.0%
% of FP17s for the same patient ID Re-attending within 3 months - Adults	133	1,053	12.6%	15.3%	16.7%	15.9%
% of FP17s for the same patient ID Re-attending between 3 & 9 months - Children	332	696	47.7%	48.0%	47.3%	58.0%
% of FP17s for the same patient ID Re-attending between 3 & 9 months - Adults	398	1,053	37.8%	38.2%	38.3%	50.5%
% of FP17s for Band 1 Urgent Courses	118	1,661	7.1%	10.0%	10.5%	9.0%
% of FP17s Relating to Free Repair or Replacements	3	1,661	0.2%	0.6%	0.6%	0.8%
% of FP17s Relating to Continuations	2	1,661	0.1%	0.9%	0.8%	1.1%
% of Patients satisfied with the dentistry they have received	1	2	N/A	90.0%	89.0%	91.5%
% of Patients satisfied with the time they had to wait for an appointment	1	2	N/A	87.4%	84.2%	87.9%

* This is based on patients treated on this contract for their most recent course of treatment. Figures in italics indicate the base number of FP17s or Patient Questionnaire responses are less than 100. N/A is shown where the base number of responses is less than 10 during the period. % is calculated as Quantity/Base number*100

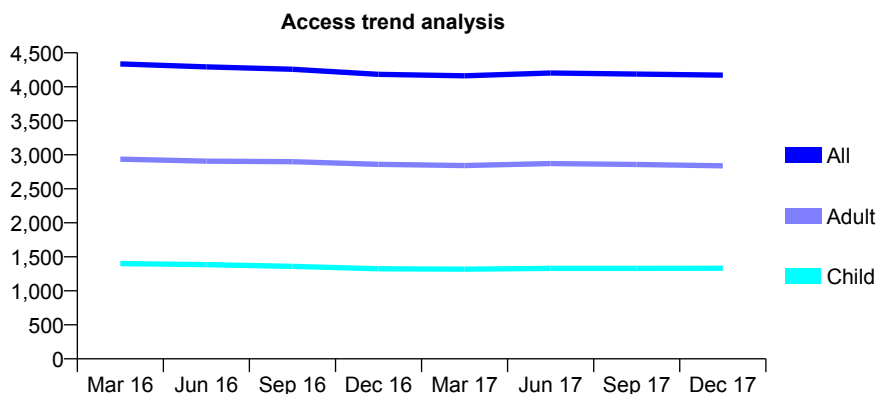
Q63 - Vital Signs At a Glance Contract Report for 141097/0001 - December 2017

Name or company name	Mr DJ Mehigan & Miss AM Peel
Contract type name	GDS Contract
Purpose of contract	General and Orthodontic
Contract start date	01/11/2006
Contract end date	

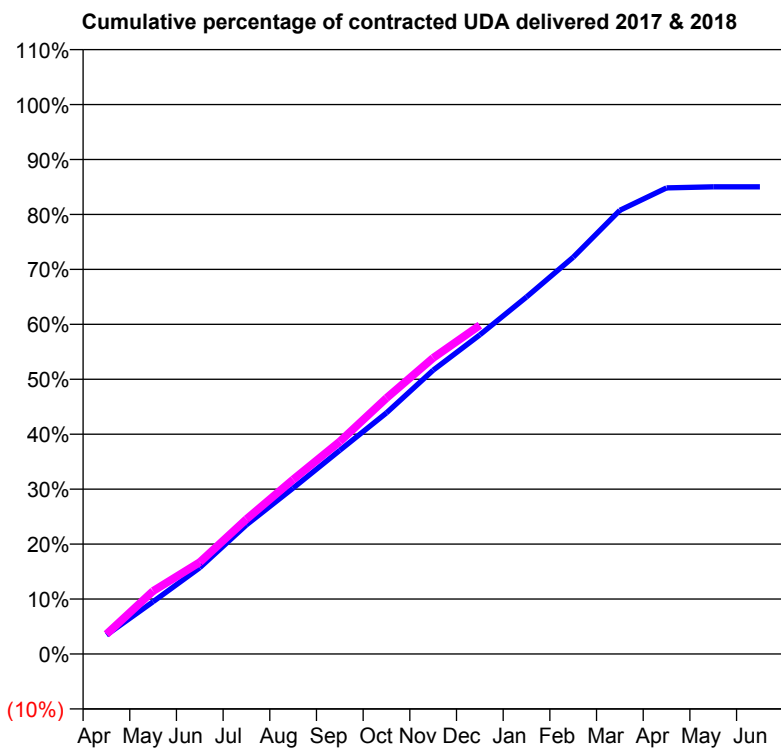
17/18 Contracted general activity (UDA)	14,962
Carry forward general activity (UDA)	0
17/18 Contracted orthodontic activity (UOA)	688
Carry forward orthodontic activity (UOA)	0
Baseline contract value	£376,806.25

ACCESS*

Patients seen in 24 months	Total	Change since previous quarter
Quarter ending December 2016	4,184	
Quarter ending March 2017	4,161	→
Quarter ending June 2017	4,202	→
Quarter ending September 2017	4,188	→
Quarter ending December 2017	4,171	→
Variance since December 2016	(0.3%)	→



ACTIVITY



Month	Adjusted Scheduled Activity (UDA)	
	2017	2018
April	518	541
May	1,425	1,716
June	2,350	2,501
July	3,517	3,673
August	4,519	4,751
September	5,545	5,786
October	6,567	6,969
November	7,729	8,062
December	8,689	8,951
January	9,721	
February	10,805	
March	12,081	
April	12,692	
May	12,720	
June	12,721	

QUALITY

	Quantity	Base Number	Contract	AT	Region	England
% of FP17s for the same patient ID Re-attending within 3 months - Children	152	1,732	8.8%	10.2%	11.6%	12.0%
% of FP17s for the same patient ID Re-attending within 3 months - Adults	739	3,345	22.1%	15.3%	16.7%	15.9%
% of FP17s for the same patient ID Re-attending between 3 & 9 months - Children	956	1,732	55.2%	48.0%	47.3%	58.0%
% of FP17s for the same patient ID Re-attending between 3 & 9 months - Adults	1,706	3,345	51.0%	38.2%	38.3%	50.5%
% of FP17s for Band 1 Urgent Courses	273	4,431	6.2%	10.0%	10.5%	9.0%
% of FP17s Relating to Free Repair or Replacements	48	4,431	1.1%	0.6%	0.6%	0.8%
% of FP17s Relating to Continuations	258	4,431	5.8%	0.9%	0.8%	1.1%
% of Patients satisfied with the dentistry they have received	6	7	N/A	90.0%	89.0%	91.5%
% of Patients satisfied with the time they had to wait for an appointment	6	7	N/A	87.4%	84.2%	87.9%

* This is based on patients treated on this contract for their most recent course of treatment. Figures in italics indicate the base number of FP17s or Patient Questionnaire responses are less than 100. N/A is shown where the base number of responses is less than 10 during the period. % is calculated as Quantity/Base number*100

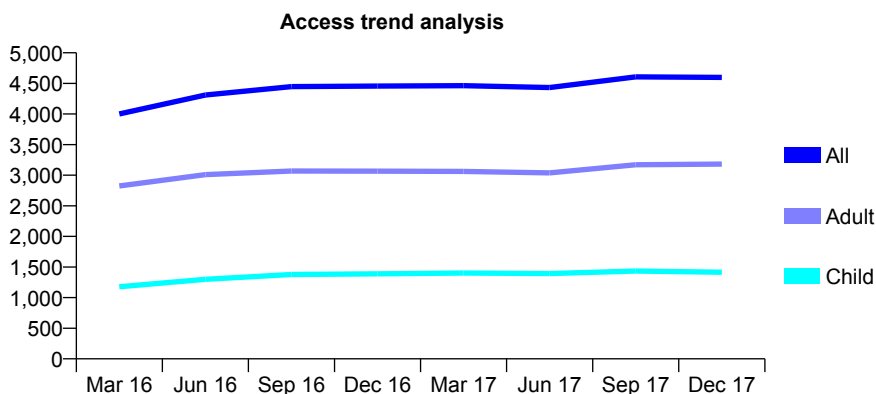
Q63 - Vital Signs At a Glance Contract Report for 141992/0001 - December 2017

Name or company name	Mazdak Eyrumlu and Honar Shakir
Contract type name	GDS Contract
Purpose of contract	General
Contract start date	01/12/2012
Contract end date	

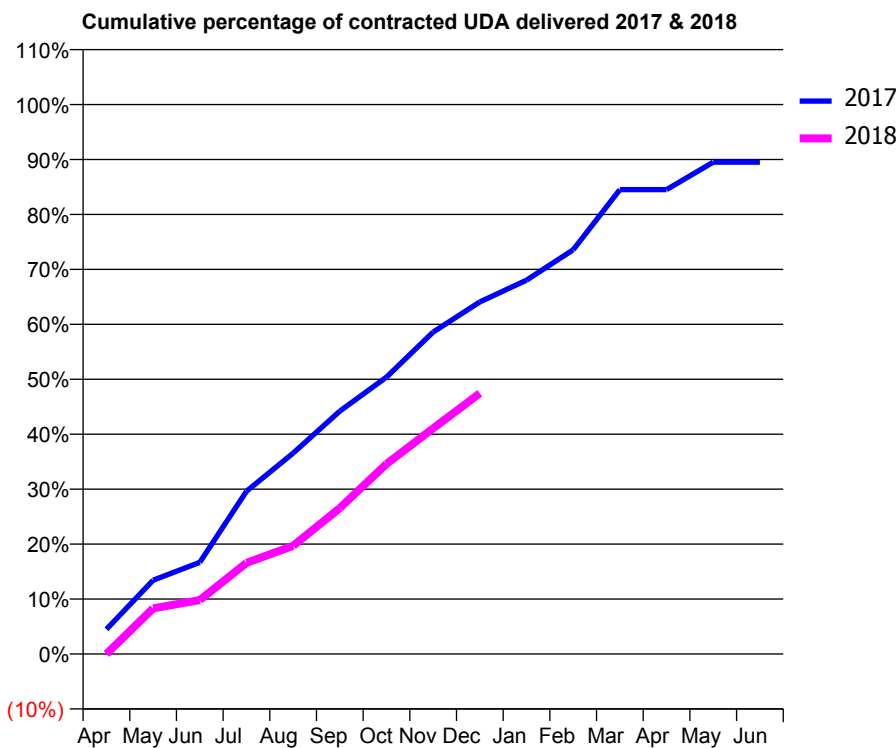
17/18 Contracted general activity (UDA)	20,575
Carry forward general activity (UDA)	0
17/18 Contracted orthodontic activity (UOA)	0
Carry forward orthodontic activity (UOA)	0
Baseline contract value	£637,688.84

ACCESS*

Patients seen in 24 months	Total	Change since previous quarter
Quarter ending December 2016	4,456	
Quarter ending March 2017	4,463	→
Quarter ending June 2017	4,433	→
Quarter ending September 2017	4,607	↑
Quarter ending December 2017	4,599	→
Variance since December 2016	3.2%	↑



ACTIVITY



Month	Adjusted Scheduled Activity (UDA)	
	2017	2018
April	928	0
May	2,766	1,711
June	3,435	2,018
July	6,092	3,411
August	7,522	4,052
September	9,092	5,465
October	10,366	7,118
November	12,053	8,453
December	13,184	9,766
January	13,998	
February	15,138	
March	17,388	
April	17,388	
May	18,415	
June	18,414	

QUALITY

	Quantity	Base Number	Contract	AT	Region	England
% of FP17s for the same patient ID Re-attending within 3 months - Children	101	1,074	9.4%	10.2%	11.6%	12.0%
% of FP17s for the same patient ID Re-attending within 3 months - Adults	489	2,337	20.9%	15.3%	16.7%	15.9%
% of FP17s for the same patient ID Re-attending between 3 & 9 months - Children	382	1,074	35.6%	48.0%	47.3%	58.0%
% of FP17s for the same patient ID Re-attending between 3 & 9 months - Adults	675	2,337	28.9%	38.2%	38.3%	50.5%
% of FP17s for Band 1 Urgent Courses	570	3,221	17.7%	10.0%	10.5%	9.0%
% of FP17s Relating to Free Repair or Replacements	10	3,221	0.3%	0.6%	0.6%	0.8%
% of FP17s Relating to Continuations	80	3,221	2.5%	0.9%	0.8%	1.1%
% of Patients satisfied with the dentistry they have received	2	2	N/A	90.0%	89.0%	91.5%
% of Patients satisfied with the time they had to wait for an appointment	1	2	N/A	87.4%	84.2%	87.9%

* This is based on patients treated on this contract for their most recent course of treatment. Figures in italics indicate the base number of FP17s or Patient Questionnaire responses are less than 100. N/A is shown where the base number of responses is less than 10 during the period. % is calculated as Quantity/Base number*100

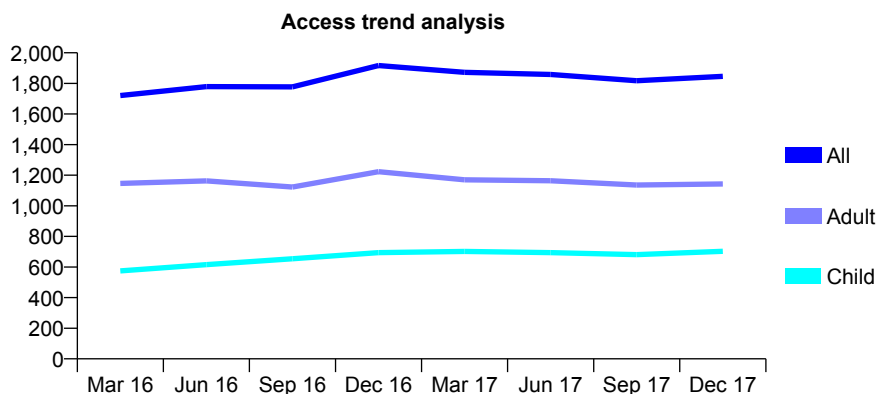
Q63 - Vital Signs At a Glance Contract Report for 142654/0001 - December 2017

Name or company name	Dr May Amour
Contract type name	GDS Contract
Purpose of contract	General
Contract start date	04/12/2012
Contract end date	

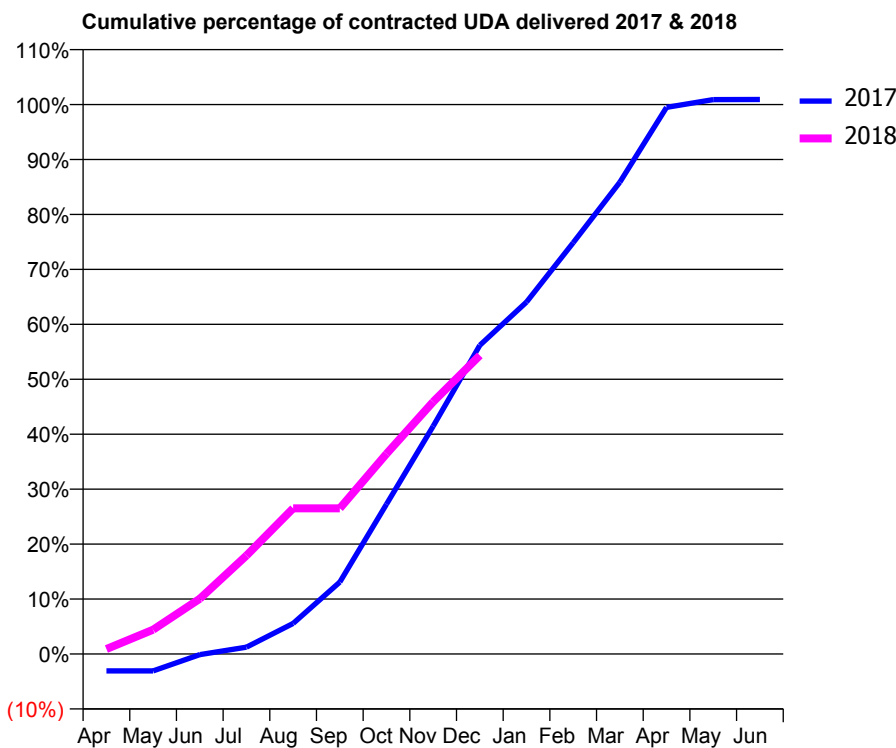
17/18 Contracted general activity (UDA)	4,000
Carry forward general activity (UDA)	-36
17/18 Contracted orthodontic activity (UOA)	0
Carry forward orthodontic activity (UOA)	0
Baseline contract value	£123,365.02

ACCESS*

Patients seen in 24 months	Total	Change since previous quarter
Quarter ending December 2016	1,917	
Quarter ending March 2017	1,872	↓
Quarter ending June 2017	1,858	→
Quarter ending September 2017	1,817	↓
Quarter ending December 2017	1,846	→
Variance since December 2016	(3.7%)	↓



ACTIVITY



Month	Adjusted Scheduled Activity (UDA)	
	2017	2018
April	-124	36
May	-124	177
June	-5	403
July	50	717
August	223	1,061
September	524	1,061
October	1,090	1,458
November	1,659	1,836
December	2,248	2,173
January	2,562	
February	2,994	
March	3,435	
April	3,979	
May	4,035	
June	4,036	

QUALITY

	Quantity	Base Number	Contract	AT	Region	England
% of FP17s for the same patient ID Re-attending within 3 months - Children	10	397	2.5%	10.2%	11.6%	12.0%
% of FP17s for the same patient ID Re-attending within 3 months - Adults	24	678	3.5%	15.3%	16.7%	15.9%
% of FP17s for the same patient ID Re-attending between 3 & 9 months - Children	96	397	24.2%	48.0%	47.3%	58.0%
% of FP17s for the same patient ID Re-attending between 3 & 9 months - Adults	156	678	23.0%	38.2%	38.3%	50.5%
% of FP17s for Band 1 Urgent Courses	121	930	13.0%	10.0%	10.5%	9.0%
% of FP17s Relating to Free Repair or Replacements	0	930	0.0%	0.6%	0.6%	0.8%
% of FP17s Relating to Continuations	0	930	0.0%	0.9%	0.8%	1.1%
% of Patients satisfied with the dentistry they have received	0	1	N/A	90.0%	89.0%	91.5%
% of Patients satisfied with the time they had to wait for an appointment	0	1	N/A	87.4%	84.2%	87.9%

* This is based on patients treated on this contract for their most recent course of treatment. Figures in italics indicate the base number of FP17s or Patient Questionnaire responses are less than 100. N/A is shown where the base number of responses is less than 10 during the period. % is calculated as Quantity/Base number*100

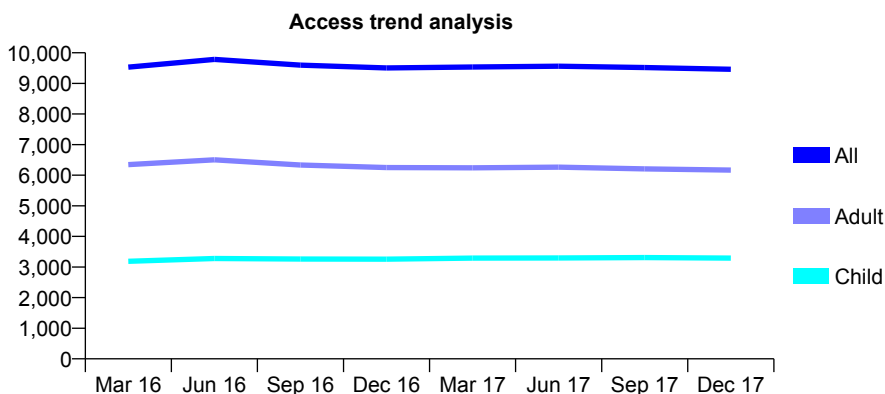
Q63 - Vital Signs At a Glance Contract Report for 143553/0001 - December 2017

Name or company name	Brigstock Dental Practice
Contract type name	GDS Contract
Purpose of contract	General
Contract start date	05/06/2014
Contract end date	

17/18 Contracted general activity (UDA)	21,983
Carry forward general activity (UDA)	12
17/18 Contracted orthodontic activity (UOA)	0
Carry forward orthodontic activity (UOA)	0
Baseline contract value	£638,692.15

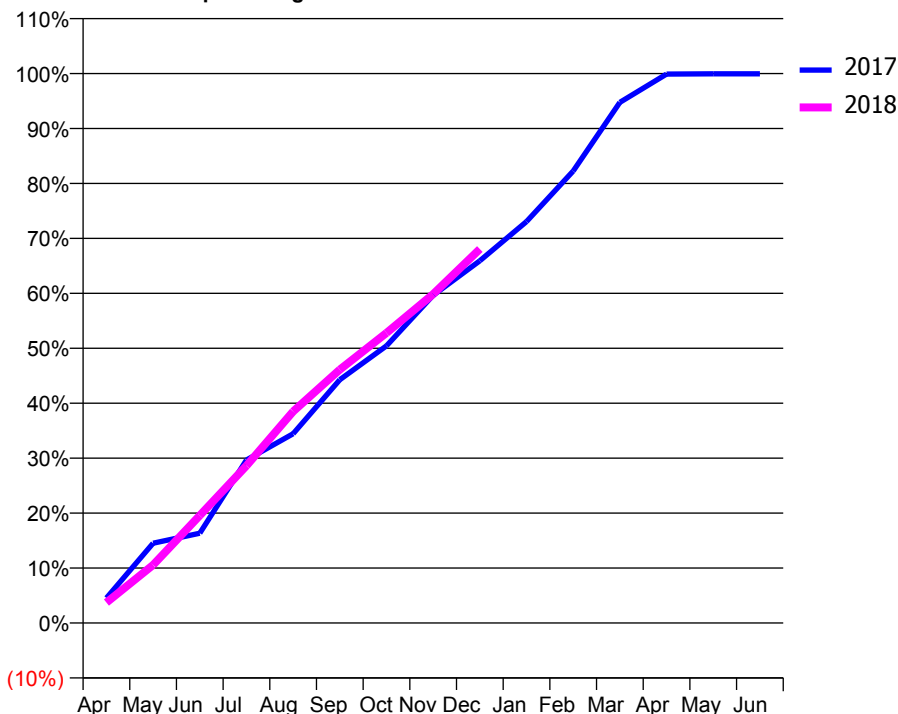
ACCESS*

Patients seen in 24 months	Total	Change since previous quarter
Quarter ending December 2016	9,506	
Quarter ending March 2017	9,535	→
Quarter ending June 2017	9,560	→
Quarter ending September 2017	9,518	→
Quarter ending December 2017	9,461	→
Variance since December 2016	(0.5%)	→



ACTIVITY

Cumulative percentage of contracted UDA delivered 2017 & 2018



Month	Adjusted Scheduled Activity (UDA)	
	2017	2018
April	1,002	817
May	3,192	2,322
June	3,594	4,300
July	6,524	6,294
August	7,572	8,463
September	9,734	10,138
October	11,085	11,605
November	13,111	13,156
December	14,491	14,959
January	16,058	
February	18,081	
March	20,831	
April	21,960	
May	21,970	
June	21,971	

QUALITY

	Quantity	Base Number	Contract	AT	Region	England
% of FP17s for the same patient ID Re-attending within 3 months - Children	238	3,246	7.3%	10.2%	11.6%	12.0%
% of FP17s for the same patient ID Re-attending within 3 months - Adults	758	5,147	14.7%	15.3%	16.7%	15.9%
% of FP17s for the same patient ID Re-attending between 3 & 9 months - Children	1,708	3,246	52.6%	48.0%	47.3%	58.0%
% of FP17s for the same patient ID Re-attending between 3 & 9 months - Adults	2,108	5,147	41.0%	38.2%	38.3%	50.5%
% of FP17s for Band 1 Urgent Courses	825	7,471	11.0%	10.0%	10.5%	9.0%
% of FP17s Relating to Free Repair or Replacements	17	7,471	0.2%	0.6%	0.6%	0.8%
% of FP17s Relating to Continuations	39	7,471	0.5%	0.9%	0.8%	1.1%
% of Patients satisfied with the dentistry they have received	6	9	N/A	90.0%	89.0%	91.5%
% of Patients satisfied with the time they had to wait for an appointment	7	9	N/A	87.4%	84.2%	87.9%

* This is based on patients treated on this contract for their most recent course of treatment. Figures in italics indicate the base number of FP17s or Patient Questionnaire responses are less than 100. N/A is shown where the base number of responses is less than 10 during the period. % is calculated as Quantity/Base number*100

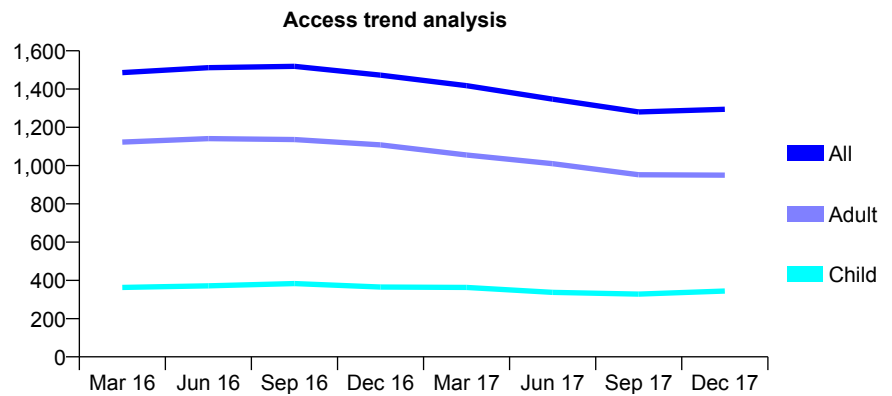
Q63 - Vital Signs At a Glance Contract Report for 144312/0001 - December 2017

Name or company name	Shortlands Dental Practice Limited
Contract type name	GDS Contract
Purpose of contract	General
Contract start date	01/08/2009
Contract end date	

17/18 Contracted general activity (UDA)	5,010
Carry forward general activity (UDA)	-64
17/18 Contracted orthodontic activity (UOA)	0
Carry forward orthodontic activity (UOA)	0
Baseline contract value	£128,926.46

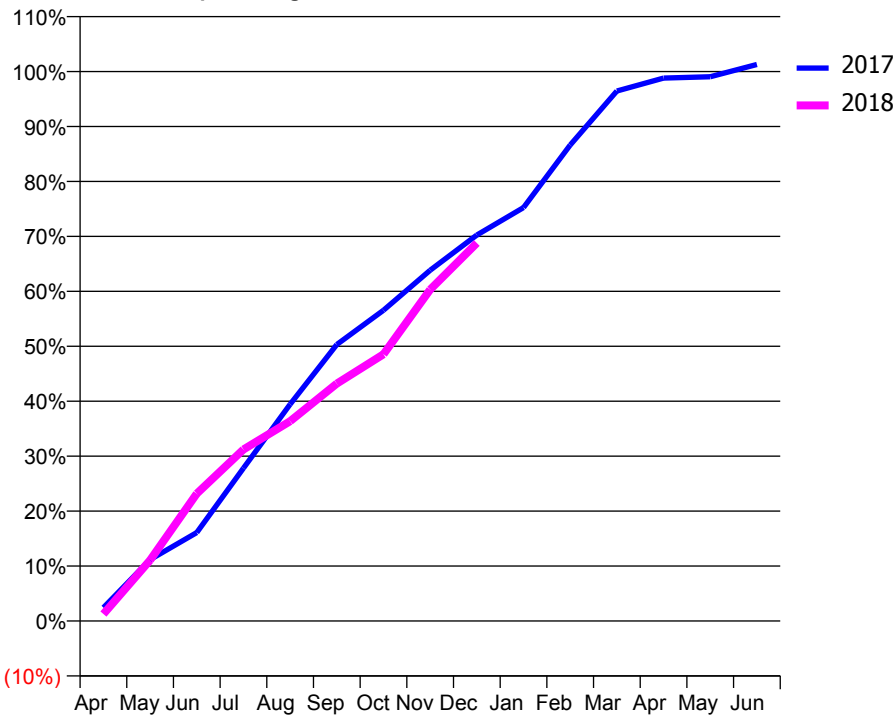
ACCESS*

Patients seen in 24 months	Total	Change since previous quarter
Quarter ending December 2016	1,473	
Quarter ending March 2017	1,418	↓
Quarter ending June 2017	1,347	↓
Quarter ending September 2017	1,280	↓
Quarter ending December 2017	1,294	→
Variance since December 2016	(12.2%)	↓



ACTIVITY

Cumulative percentage of contracted UDA delivered 2017 & 2018



Month	Adjusted Scheduled Activity (UDA)	
	2017	2018
April	122	64
May	560	555
June	806	1,162
July	1,394	1,564
August	1,976	1,822
September	2,521	2,165
October	2,833	2,432
November	3,198	3,022
December	3,519	3,446
January	3,769	
February	4,340	
March	4,832	
April	4,950	
May	4,962	
June	5,074	

QUALITY

	Quantity	Base Number	Contract	AT	Region	England
% of FP17s for the same patient ID Re-attending within 3 months - Children	45	338	13.3%	10.2%	11.6%	12.0%
% of FP17s for the same patient ID Re-attending within 3 months - Adults	113	710	15.9%	15.3%	16.7%	15.9%
% of FP17s for the same patient ID Re-attending between 3 & 9 months - Children	165	338	48.8%	48.0%	47.3%	58.0%
% of FP17s for the same patient ID Re-attending between 3 & 9 months - Adults	275	710	38.7%	38.2%	38.3%	50.5%
% of FP17s for Band 1 Urgent Courses	82	982	8.4%	10.0%	10.5%	9.0%
% of FP17s Relating to Free Repair or Replacements	12	982	1.2%	0.6%	0.6%	0.8%
% of FP17s Relating to Continuations	13	982	1.3%	0.9%	0.8%	1.1%
% of Patients satisfied with the dentistry they have received	1	2	N/A	90.0%	89.0%	91.5%
% of Patients satisfied with the time they had to wait for an appointment	1	2	N/A	87.4%	84.2%	87.9%

* This is based on patients treated on this contract for their most recent course of treatment. Figures in italics indicate the base number of FP17s or Patient Questionnaire responses are less than 100. N/A is shown where the base number of responses is less than 10 during the period. % is calculated as Quantity/Base number*100

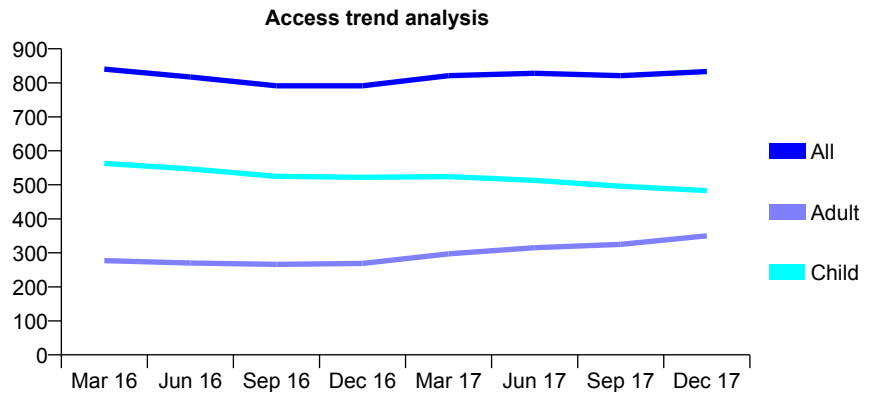
Q63 - Vital Signs At a Glance Contract Report for 144347/0001 - December 2017

Name or company name	Ivory
Contract type name	GDS Contract
Purpose of contract	General
Contract start date	01/06/2009
Contract end date	

17/18 Contracted general activity (UDA)	3,269
Carry forward general activity (UDA)	0
17/18 Contracted orthodontic activity (UOA)	0
Carry forward orthodontic activity (UOA)	0
Baseline contract value	£79,057.46

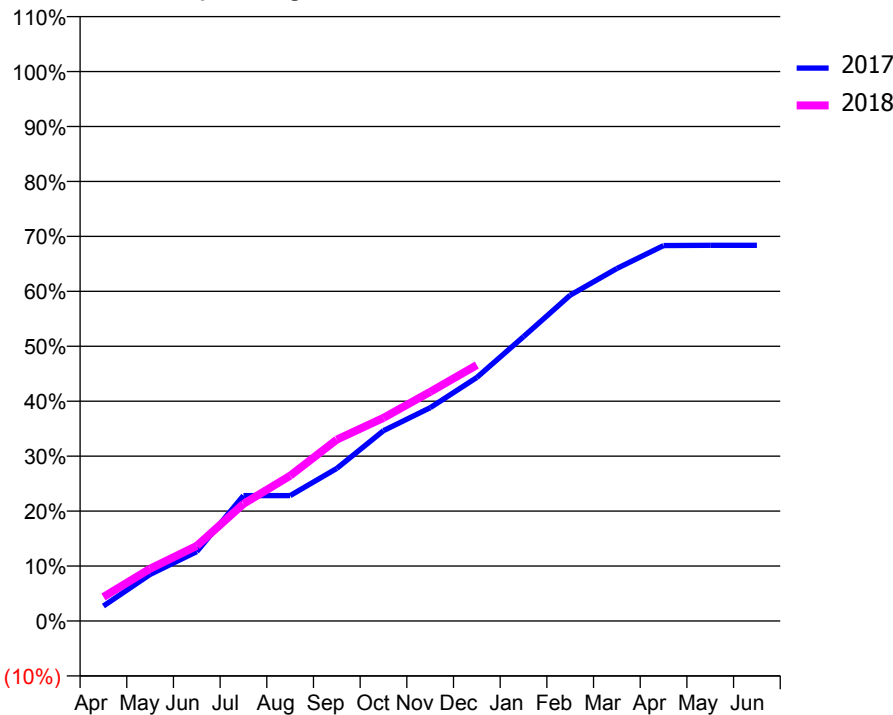
ACCESS*

Patients seen in 24 months	Total	Change since previous quarter
Quarter ending December 2016	791	
Quarter ending March 2017	821	↑
Quarter ending June 2017	828	→
Quarter ending September 2017	821	→
Quarter ending December 2017	833	→
Variance since December 2016	5.3%	↑



ACTIVITY

Cumulative percentage of contracted UDA delivered 2017 & 2018



Month	Adjusted Scheduled Activity (UDA)	
	2017	2018
April	89	143
May	277	311
June	413	447
July	746	697
August	746	864
September	908	1,079
October	1,133	1,208
November	1,269	1,363
December	1,449	1,523
January	1,692	
February	1,938	
March	2,097	
April	2,234	
May	2,235	
June	2,235	

QUALITY

	Quantity	Base Number	Contract	AT	Region	England
% of FP17s for the same patient ID Re-attending within 3 months - Children	65	596	10.9%	10.2%	11.6%	12.0%
% of FP17s for the same patient ID Re-attending within 3 months - Adults	44	296	14.9%	15.3%	16.7%	15.9%
% of FP17s for the same patient ID Re-attending between 3 & 9 months - Children	385	596	64.6%	48.0%	47.3%	58.0%
% of FP17s for the same patient ID Re-attending between 3 & 9 months - Adults	117	296	39.5%	38.2%	38.3%	50.5%
% of FP17s for Band 1 Urgent Courses	78	814	9.6%	10.0%	10.5%	9.0%
% of FP17s Relating to Free Repair or Replacements	1	814	0.1%	0.6%	0.6%	0.8%
% of FP17s Relating to Continuations	6	814	0.7%	0.9%	0.8%	1.1%
% of Patients satisfied with the dentistry they have received	1	1	N/A	90.0%	89.0%	91.5%
% of Patients satisfied with the time they had to wait for an appointment	1	1	N/A	87.4%	84.2%	87.9%

* This is based on patients treated on this contract for their most recent course of treatment. Figures in italics indicate the base number of FP17s or Patient Questionnaire responses are less than 100. N/A is shown where the base number of responses is less than 10 during the period. % is calculated as Quantity/Base number*100

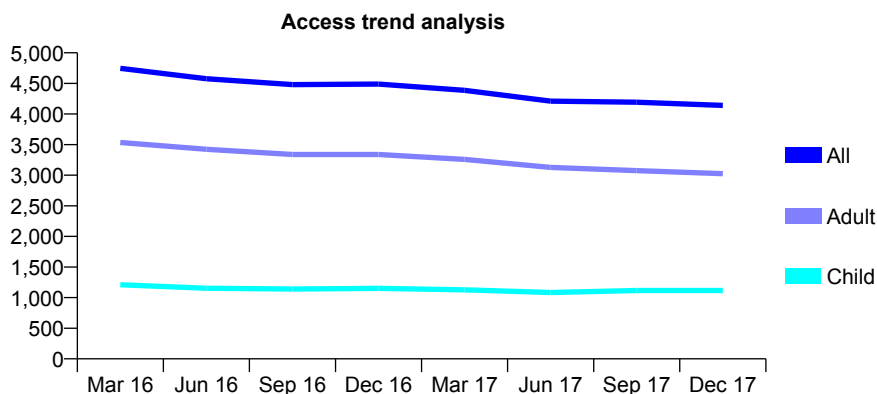
Q63 - Vital Signs At a Glance Contract Report for 146161/0001 - December 2017

Name or company name	a/s dental The Aesthetic Smile Studio
Contract type name	GDS Contract
Purpose of contract	General
Contract start date	01/04/2006
Contract end date	

17/18 Contracted general activity (UDA)	11,777
Carry forward general activity (UDA)	0
17/18 Contracted orthodontic activity (UOA)	0
Carry forward orthodontic activity (UOA)	0
Baseline contract value	£279,751.34

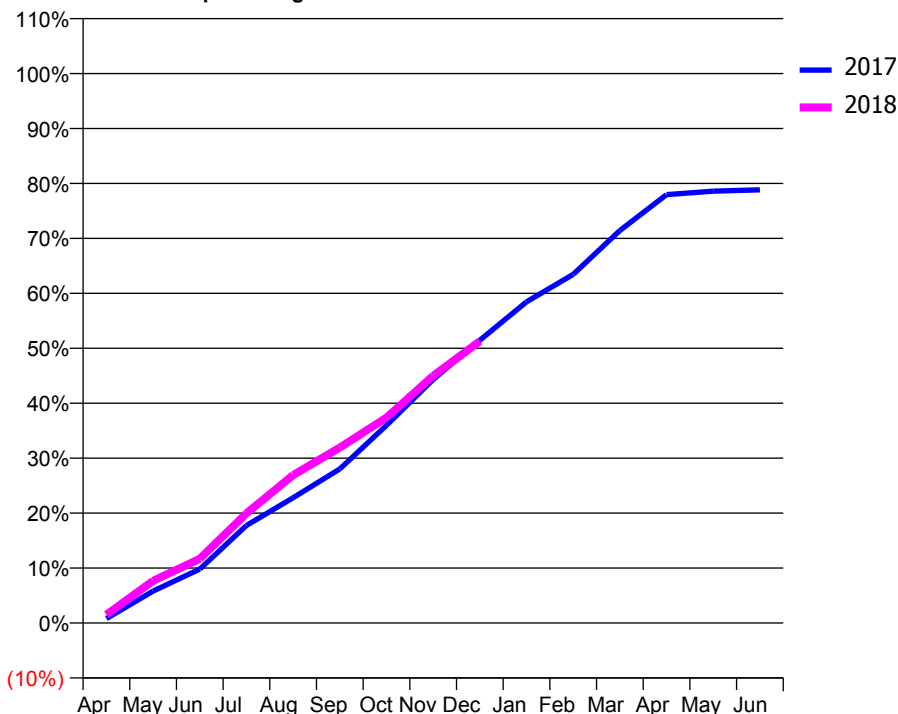
ACCESS*

Patients seen in 24 months	Total	Change since previous quarter
Quarter ending December 2016	4,490	
Quarter ending March 2017	4,386	↓
Quarter ending June 2017	4,210	↓
Quarter ending September 2017	4,193	→
Quarter ending December 2017	4,141	↓
Variance since December 2016	(7.8%)	↓



ACTIVITY

Cumulative percentage of contracted UDA delivered 2017 & 2018



Month	Adjusted Scheduled Activity (UDA)	
	2017	2018
April	95	179
May	685	904
June	1,157	1,375
July	2,092	2,350
August	2,684	3,170
September	3,302	3,760
October	4,236	4,403
November	5,220	5,296
December	6,060	6,041
January	6,882	
February	7,472	
March	8,413	
April	9,182	
May	9,255	
June	9,283	

QUALITY

	Quantity	Base Number	Contract	AT	Region	England
% of FP17s for the same patient ID Re-attending within 3 months - Children	53	859	6.2%	10.2%	11.6%	12.0%
% of FP17s for the same patient ID Re-attending within 3 months - Adults	259	2,370	10.9%	15.3%	16.7%	15.9%
% of FP17s for the same patient ID Re-attending between 3 & 9 months - Children	315	859	36.7%	48.0%	47.3%	58.0%
% of FP17s for the same patient ID Re-attending between 3 & 9 months - Adults	984	2,370	41.5%	38.2%	38.3%	50.5%
% of FP17s for Band 1 Urgent Courses	330	2,854	11.6%	10.0%	10.5%	9.0%
% of FP17s Relating to Free Repair or Replacements	21	2,854	0.7%	0.6%	0.6%	0.8%
% of FP17s Relating to Continuations	4	2,854	0.1%	0.9%	0.8%	1.1%
% of Patients satisfied with the dentistry they have received	3	4	N/A	90.0%	89.0%	91.5%
% of Patients satisfied with the time they had to wait for an appointment	3	4	N/A	87.4%	84.2%	87.9%

* This is based on patients treated on this contract for their most recent course of treatment. Figures in italics indicate the base number of FP17s or Patient Questionnaire responses are less than 100. N/A is shown where the base number of responses is less than 10 during the period. % is calculated as Quantity/Base number*100

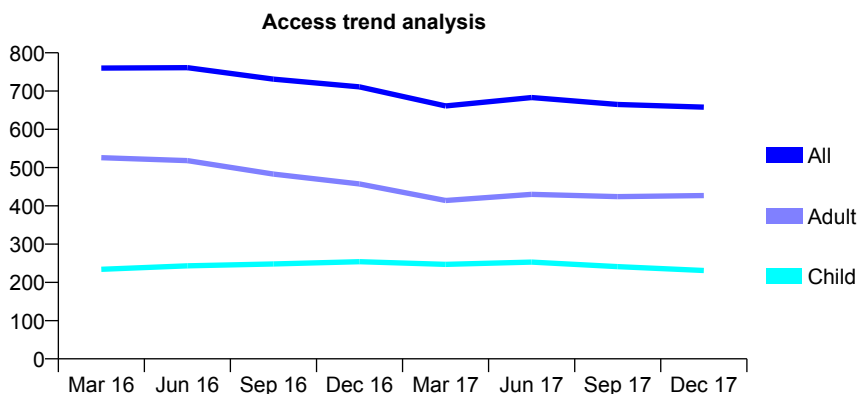
Q63 - Vital Signs At a Glance Contract Report for 146757/0001 - December 2017

Name or company name	Dental Matters
Contract type name	GDS Contract
Purpose of contract	General
Contract start date	01/11/2009
Contract end date	

17/18 Contracted general activity (UDA)	3,000
Carry forward general activity (UDA)	-60
17/18 Contracted orthodontic activity (UOA)	0
Carry forward orthodontic activity (UOA)	0
Baseline contract value	£96,826.31

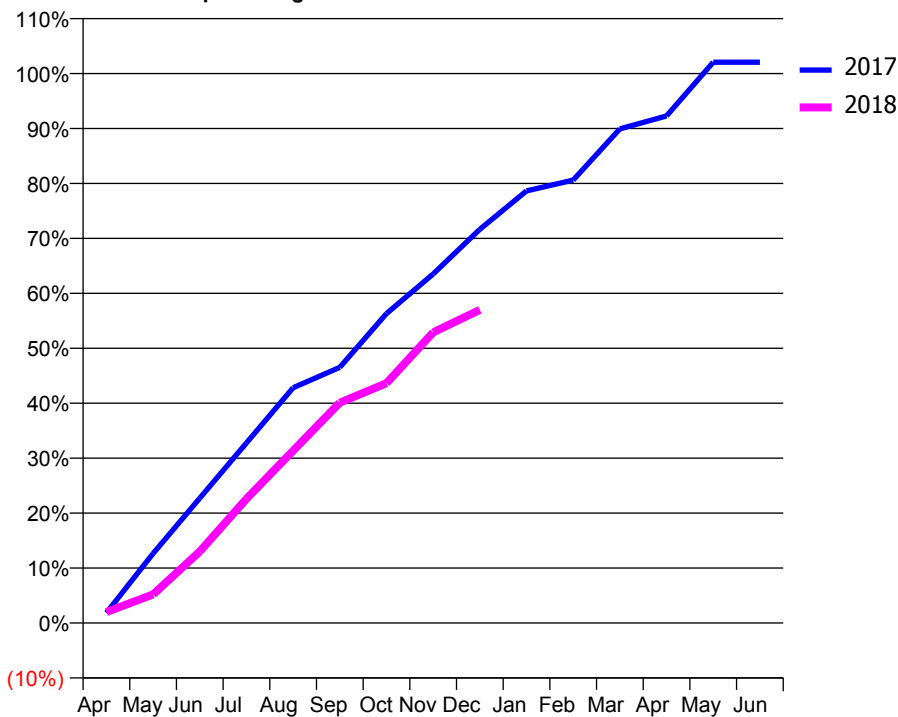
ACCESS*

Patients seen in 24 months	Total	Change since previous quarter
Quarter ending December 2016	711	
Quarter ending March 2017	661	↓
Quarter ending June 2017	683	↑
Quarter ending September 2017	665	↓
Quarter ending December 2017	658	↓
Variance since December 2016	(7.5%)	↓



ACTIVITY

Cumulative percentage of contracted UDA delivered 2017 & 2018



Month	Adjusted Scheduled Activity (UDA)	
	2017	2018
April	56	60
May	380	156
June	682	390
July	983	678
August	1,284	941
September	1,396	1,203
October	1,689	1,309
November	1,905	1,587
December	2,150	1,710
January	2,359	
February	2,418	
March	2,697	
April	2,768	
May	3,062	
June	3,062	

QUALITY

	Quantity	Base Number	Contract	AT	Region	England
% of FP17s for the same patient ID Re-attending within 3 months - Children	4	147	2.7%	10.2%	11.6%	12.0%
% of FP17s for the same patient ID Re-attending within 3 months - Adults	17	286	5.9%	15.3%	16.7%	15.9%
% of FP17s for the same patient ID Re-attending between 3 & 9 months - Children	36	147	24.5%	48.0%	47.3%	58.0%
% of FP17s for the same patient ID Re-attending between 3 & 9 months - Adults	62	286	21.7%	38.2%	38.3%	50.5%
% of FP17s for Band 1 Urgent Courses	13	351	3.7%	10.0%	10.5%	9.0%
% of FP17s Relating to Free Repair or Replacements	0	351	0.0%	0.6%	0.6%	0.8%
% of FP17s Relating to Continuations	0	351	0.0%	0.9%	0.8%	1.1%
% of Patients satisfied with the dentistry they have received	0	0	N/A	90.0%	89.0%	91.5%
% of Patients satisfied with the time they had to wait for an appointment	0	0	N/A	87.4%	84.2%	87.9%

* This is based on patients treated on this contract for their most recent course of treatment. Figures in italics indicate the base number of FP17s or Patient Questionnaire responses are less than 100. N/A is shown where the base number of responses is less than 10 during the period. % is calculated as Quantity/Base number*100

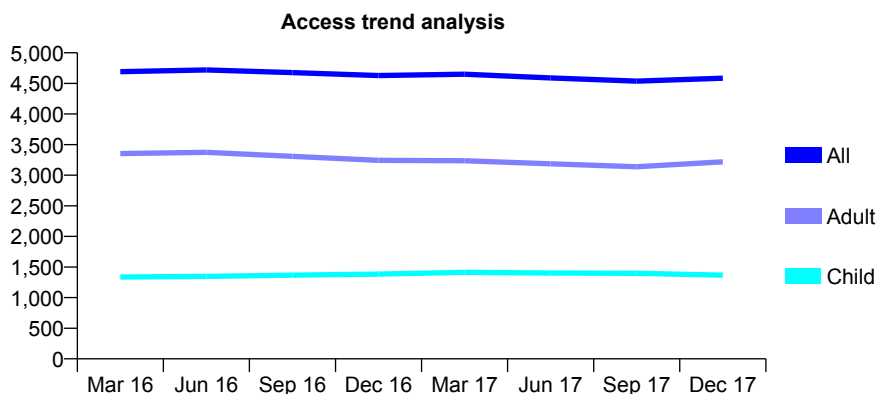
Q63 - Vital Signs At a Glance Contract Report for 147060/0001 - December 2017

Name or company name	Purley Whites Dental Care
Contract type name	GDS Contract
Purpose of contract	General and Orthodontic
Contract start date	01/04/2006
Contract end date	

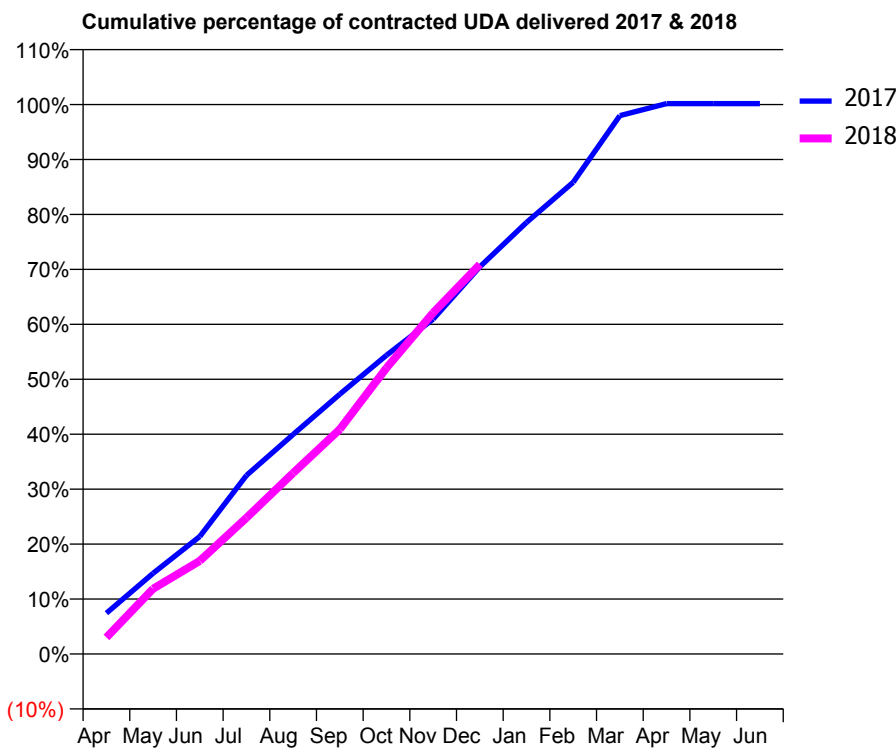
17/18 Contracted general activity (UDA)	10,277
Carry forward general activity (UDA)	-17
17/18 Contracted orthodontic activity (UOA)	296
Carry forward orthodontic activity (UOA)	-6
Baseline contract value	£285,754.66

ACCESS*

Patients seen in 24 months	Total	Change since previous quarter
Quarter ending December 2016	4,628	
Quarter ending March 2017	4,650	→
Quarter ending June 2017	4,589	↓
Quarter ending September 2017	4,537	↓
Quarter ending December 2017	4,585	→
Variance since December 2016	(0.9%)	→



ACTIVITY



Month	Adjusted Scheduled Activity (UDA)	
	2017	2018
April	765	310
May	1,509	1,221
June	2,198	1,743
July	3,341	2,548
August	4,107	3,387
September	4,859	4,203
October	5,587	5,351
November	6,263	6,383
December	7,241	7,286
January	8,072	
February	8,822	
March	10,070	
April	10,294	
May	10,294	
June	10,294	

QUALITY

	Quantity	Base Number	Contract	AT	Region	England
% of FP17s for the same patient ID Re-attending within 3 months - Children	55	1,064	5.2%	10.2%	11.6%	12.0%
% of FP17s for the same patient ID Re-attending within 3 months - Adults	204	2,013	10.1%	15.3%	16.7%	15.9%
% of FP17s for the same patient ID Re-attending between 3 & 9 months - Children	398	1,064	37.4%	48.0%	47.3%	58.0%
% of FP17s for the same patient ID Re-attending between 3 & 9 months - Adults	537	2,013	26.7%	38.2%	38.3%	50.5%
% of FP17s for Band 1 Urgent Courses	116	2,953	3.9%	10.0%	10.5%	9.0%
% of FP17s Relating to Free Repair or Replacements	19	2,953	0.6%	0.6%	0.6%	0.8%
% of FP17s Relating to Continuations	59	2,953	2.0%	0.9%	0.8%	1.1%
% of Patients satisfied with the dentistry they have received	2	2	N/A	90.0%	89.0%	91.5%
% of Patients satisfied with the time they had to wait for an appointment	2	2	N/A	87.4%	84.2%	87.9%

* This is based on patients treated on this contract for their most recent course of treatment. Figures in italics indicate the base number of FP17s or Patient Questionnaire responses are less than 100. N/A is shown where the base number of responses is less than 10 during the period. % is calculated as Quantity/Base number*100

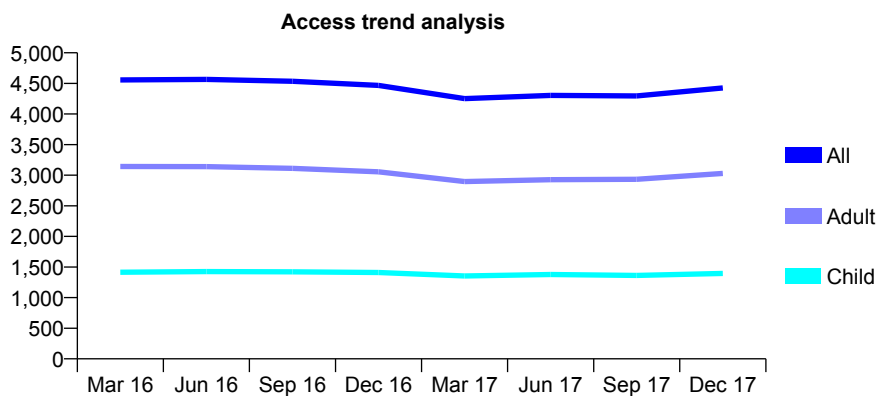
Q63 - Vital Signs At a Glance Contract Report for 147494/0001 - December 2017

Name or company name	Augustus Road Dental Practice
Contract type name	GDS Contract
Purpose of contract	General
Contract start date	06/11/2007
Contract end date	

17/18 Contracted general activity (UDA)	11,356
Carry forward general activity (UDA)	-95
17/18 Contracted orthodontic activity (UOA)	0
Carry forward orthodontic activity (UOA)	0
Baseline contract value	£384,556.73

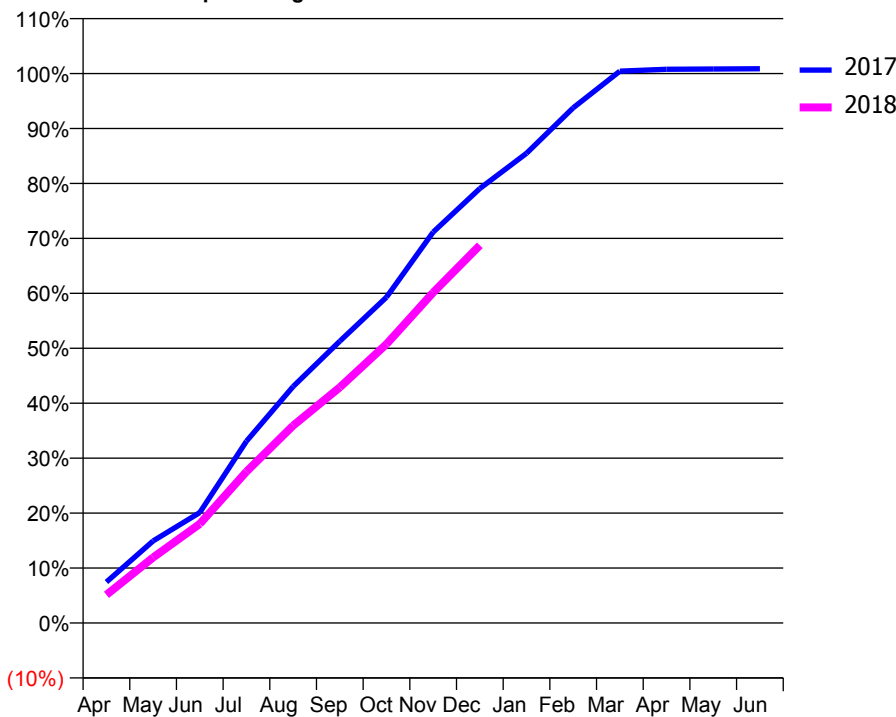
ACCESS*

Patients seen in 24 months	Total	Change since previous quarter
Quarter ending December 2016	4,467	
Quarter ending March 2017	4,252	↓
Quarter ending June 2017	4,304	→
Quarter ending September 2017	4,296	→
Quarter ending December 2017	4,425	↑
Variance since December 2016	(0.9%)	→



ACTIVITY

Cumulative percentage of contracted UDA delivered 2017 & 2018



Month	Adjusted Scheduled Activity (UDA)	
	2017	2018
April	825	582
May	1,652	1,353
June	2,224	2,049
July	3,659	3,130
August	4,757	4,081
September	5,670	4,871
October	6,555	5,764
November	7,864	6,831
December	8,741	7,805
January	9,450	
February	10,365	
March	11,104	
April	11,142	
May	11,146	
June	11,151	

QUALITY

	Quantity	Base Number	Contract	AT	Region	England
% of FP17s for the same patient ID Re-attending within 3 months - Children	77	1,387	5.6%	10.2%	11.6%	12.0%
% of FP17s for the same patient ID Re-attending within 3 months - Adults	291	2,426	12.0%	15.3%	16.7%	15.9%
% of FP17s for the same patient ID Re-attending between 3 & 9 months - Children	720	1,387	51.9%	48.0%	47.3%	58.0%
% of FP17s for the same patient ID Re-attending between 3 & 9 months - Adults	967	2,426	39.9%	38.2%	38.3%	50.5%
% of FP17s for Band 1 Urgent Courses	311	3,788	8.2%	10.0%	10.5%	9.0%
% of FP17s Relating to Free Repair or Replacements	10	3,788	0.3%	0.6%	0.6%	0.8%
% of FP17s Relating to Continuations	11	3,788	0.3%	0.9%	0.8%	1.1%
% of Patients satisfied with the dentistry they have received	1	2	N/A	90.0%	89.0%	91.5%
% of Patients satisfied with the time they had to wait for an appointment	2	2	N/A	87.4%	84.2%	87.9%

* This is based on patients treated on this contract for their most recent course of treatment. Figures in italics indicate the base number of FP17s or Patient Questionnaire responses are less than 100. N/A is shown where the base number of responses is less than 10 during the period. % is calculated as Quantity/Base number*100

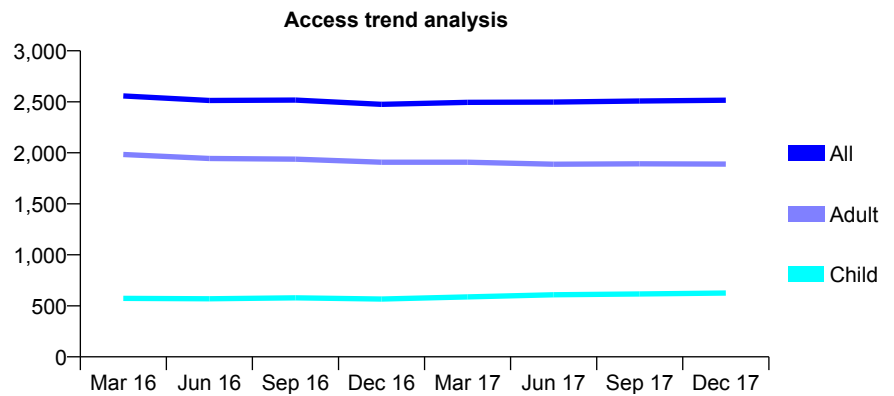
Q63 - Vital Signs At a Glance Contract Report for 149381/0001 - December 2017

Name or company name	Leong & Motlagh
Contract type name	GDS Contract
Purpose of contract	General
Contract start date	28/03/2013
Contract end date	

17/18 Contracted general activity (UDA)	7,581
Carry forward general activity (UDA)	31
17/18 Contracted orthodontic activity (UOA)	0
Carry forward orthodontic activity (UOA)	0
Baseline contract value	£227,944.92

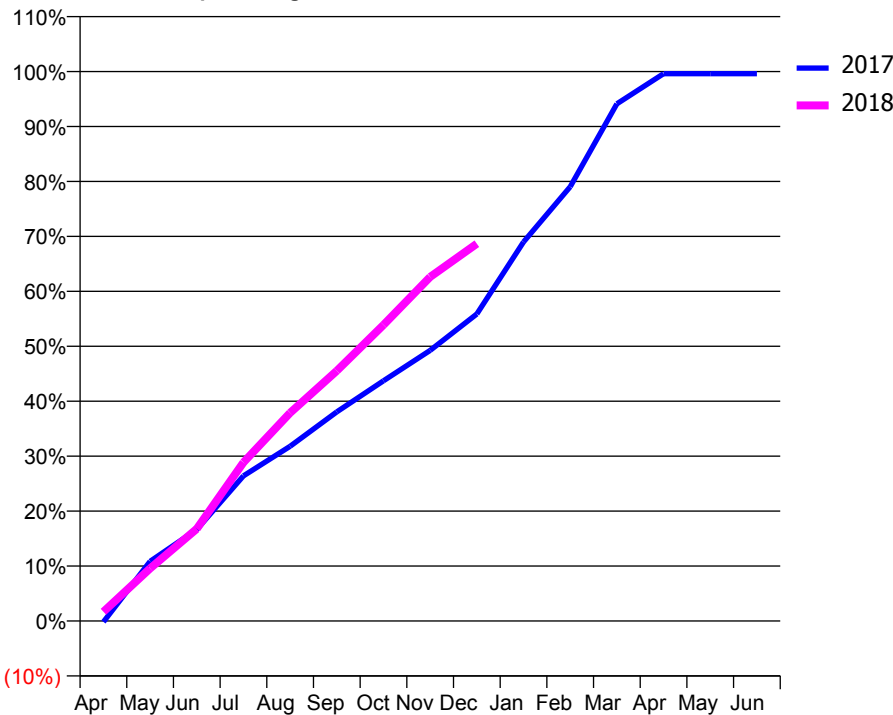
ACCESS*

Patients seen in 24 months	Total	Change since previous quarter
Quarter ending December 2016	2,475	
Quarter ending March 2017	2,495	→
Quarter ending June 2017	2,497	→
Quarter ending September 2017	2,508	→
Quarter ending December 2017	2,516	→
Variance since December 2016	1.7%	→



ACTIVITY

Cumulative percentage of contracted UDA delivered 2017 & 2018



Month	Adjusted Scheduled Activity (UDA)	
	2017	2018
April	-14	129
May	823	726
June	1,263	1,273
July	2,003	2,189
August	2,411	2,873
September	2,885	3,452
October	3,315	4,085
November	3,733	4,746
December	4,236	5,206
January	5,229	
February	5,991	
March	7,134	
April	7,550	
May	7,550	
June	7,550	

QUALITY

	Quantity	Base Number	Contract	AT	Region	England
% of FP17s for the same patient ID Re-attending within 3 months - Children	32	530	6.0%	10.2%	11.6%	12.0%
% of FP17s for the same patient ID Re-attending within 3 months - Adults	260	1,571	16.5%	15.3%	16.7%	15.9%
% of FP17s for the same patient ID Re-attending between 3 & 9 months - Children	197	530	37.2%	48.0%	47.3%	58.0%
% of FP17s for the same patient ID Re-attending between 3 & 9 months - Adults	618	1,571	39.3%	38.2%	38.3%	50.5%
% of FP17s for Band 1 Urgent Courses	193	1,979	9.8%	10.0%	10.5%	9.0%
% of FP17s Relating to Free Repair or Replacements	43	1,979	2.2%	0.6%	0.6%	0.8%
% of FP17s Relating to Continuations	37	1,979	1.9%	0.9%	0.8%	1.1%
% of Patients satisfied with the dentistry they have received	2	2	N/A	90.0%	89.0%	91.5%
% of Patients satisfied with the time they had to wait for an appointment	2	2	N/A	87.4%	84.2%	87.9%

* This is based on patients treated on this contract for their most recent course of treatment. Figures in italics indicate the base number of FP17s or Patient Questionnaire responses are less than 100. N/A is shown where the base number of responses is less than 10 during the period. % is calculated as Quantity/Base number*100

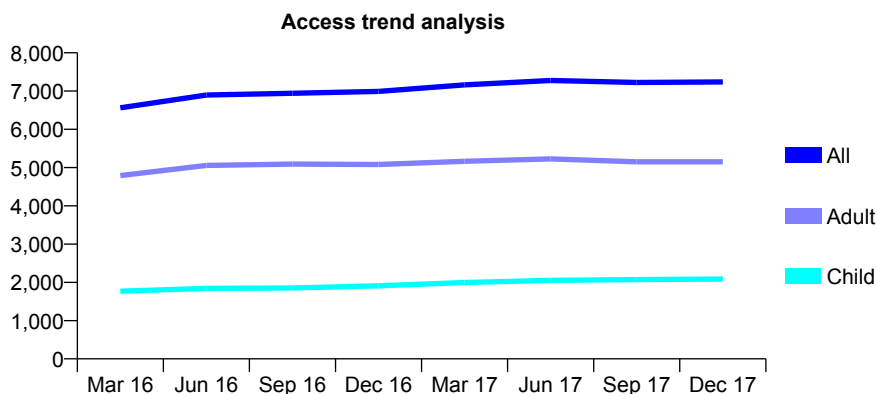
Q63 - Vital Signs At a Glance Contract Report for 149659/0001 - December 2017

Name or company name	Dr A Prashad (962465) and Dr Meeraj Pate
Contract type name	GDS Contract
Purpose of contract	General
Contract start date	01/06/2014
Contract end date	

17/18 Contracted general activity (UDA)	14,000
Carry forward general activity (UDA)	6
17/18 Contracted orthodontic activity (UOA)	0
Carry forward orthodontic activity (UOA)	0
Baseline contract value	£318,921.80

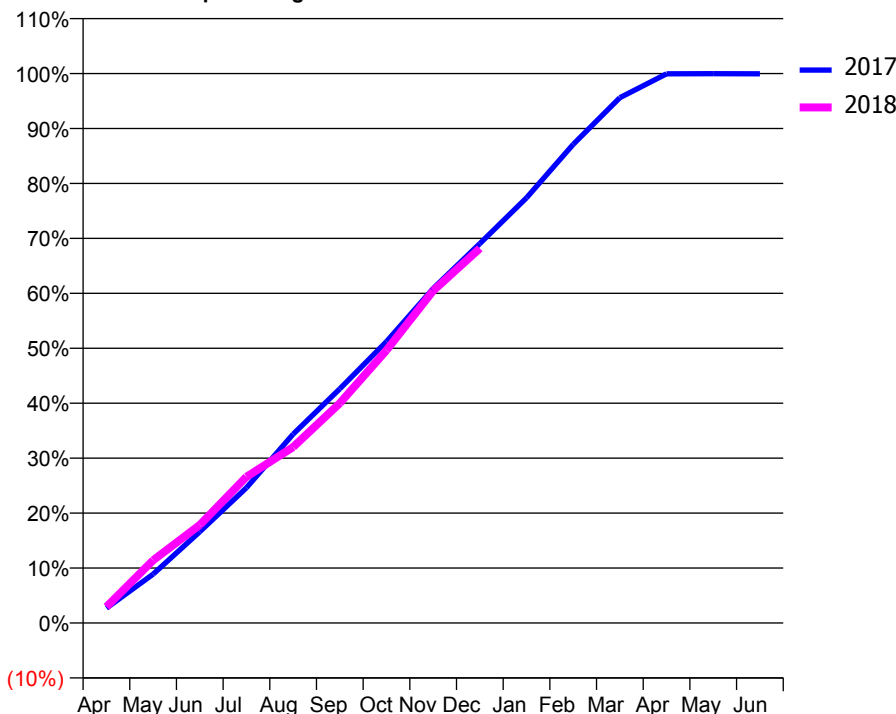
ACCESS*

Patients seen in 24 months	Total	Change since previous quarter
Quarter ending December 2016	6,990	
Quarter ending March 2017	7,161	↑
Quarter ending June 2017	7,278	→
Quarter ending September 2017	7,224	→
Quarter ending December 2017	7,237	→
Variance since December 2016	3.5%	↑



ACTIVITY

Cumulative percentage of contracted UDA delivered 2017 & 2018



Month	Adjusted Scheduled Activity (UDA)	
	2017	2018
April	380	412
May	1,246	1,599
June	2,327	2,500
July	3,445	3,726
August	4,811	4,483
September	5,966	5,600
October	7,171	6,949
November	8,524	8,464
December	9,669	9,546
January	10,833	
February	12,193	
March	13,383	
April	13,992	
May	13,995	
June	13,994	

QUALITY

	Quantity	Base Number	Contract	AT	Region	England
% of FP17s for the same patient ID Re-attending within 3 months - Children	97	1,899	5.1%	10.2%	11.6%	12.0%
% of FP17s for the same patient ID Re-attending within 3 months - Adults	562	4,073	13.8%	15.3%	16.7%	15.9%
% of FP17s for the same patient ID Re-attending between 3 & 9 months - Children	854	1,899	45.0%	48.0%	47.3%	58.0%
% of FP17s for the same patient ID Re-attending between 3 & 9 months - Adults	1,466	4,073	36.0%	38.2%	38.3%	50.5%
% of FP17s for Band 1 Urgent Courses	471	4,988	9.4%	10.0%	10.5%	9.0%
% of FP17s Relating to Free Repair or Replacements	33	4,988	0.7%	0.6%	0.6%	0.8%
% of FP17s Relating to Continuations	18	4,988	0.4%	0.9%	0.8%	1.1%
% of Patients satisfied with the dentistry they have received	3	3	N/A	90.0%	89.0%	91.5%
% of Patients satisfied with the time they had to wait for an appointment	2	3	N/A	87.4%	84.2%	87.9%

* This is based on patients treated on this contract for their most recent course of treatment. Figures in italics indicate the base number of FP17s or Patient Questionnaire responses are less than 100. N/A is shown where the base number of responses is less than 10 during the period. % is calculated as Quantity/Base number*100

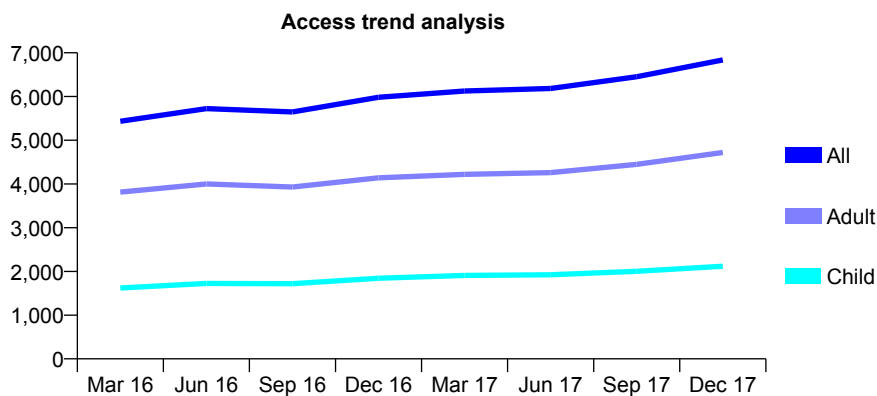
Q63 - Vital Signs At a Glance Contract Report for 151335/0001 - December 2017

Name or company name	Peckham Dental Care
Contract type name	GDS Contract
Purpose of contract	General
Contract start date	01/04/2008
Contract end date	

17/18 Contracted general activity (UDA)	24,000
Carry forward general activity (UDA)	-40
17/18 Contracted orthodontic activity (UOA)	0
Carry forward orthodontic activity (UOA)	0
Baseline contract value	£582,328.44

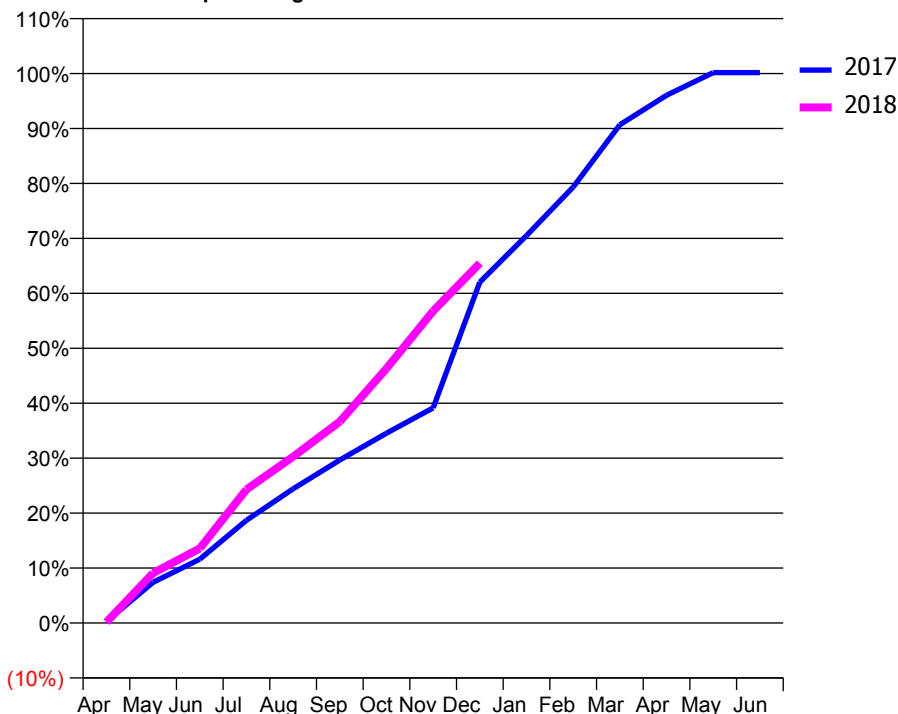
ACCESS*

Patients seen in 24 months	Total	Change since previous quarter
Quarter ending December 2016	5,983	
Quarter ending March 2017	6,126	↑
Quarter ending June 2017	6,184	→
Quarter ending September 2017	6,451	↑
Quarter ending December 2017	6,837	↑
Variance since December 2016	14.3%	↑



ACTIVITY

Cumulative percentage of contracted UDA delivered 2017 & 2018



Month	Adjusted Scheduled Activity (UDA)	
	2017	2018
April	66	40
May	1,778	2,182
June	2,785	3,257
July	4,486	5,830
August	5,860	7,267
September	7,123	8,799
October	8,291	11,114
November	9,395	13,625
December	14,888	15,718
January	16,922	
February	19,041	
March	21,763	
April	23,050	
May	24,039	
June	24,040	

QUALITY

	Quantity	Base Number	Contract	AT	Region	England
% of FP17s for the same patient ID Re-attending within 3 months - Children	131	1,945	6.7%	10.2%	11.6%	12.0%
% of FP17s for the same patient ID Re-attending within 3 months - Adults	552	3,828	14.4%	15.3%	16.7%	15.9%
% of FP17s for the same patient ID Re-attending between 3 & 9 months - Children	936	1,945	48.1%	48.0%	47.3%	58.0%
% of FP17s for the same patient ID Re-attending between 3 & 9 months - Adults	1,328	3,828	34.7%	38.2%	38.3%	50.5%
% of FP17s for Band 1 Urgent Courses	488	5,200	9.4%	10.0%	10.5%	9.0%
% of FP17s Relating to Free Repair or Replacements	19	5,200	0.4%	0.6%	0.6%	0.8%
% of FP17s Relating to Continuations	112	5,200	2.2%	0.9%	0.8%	1.1%
% of Patients satisfied with the dentistry they have received	6	8	N/A	90.0%	89.0%	91.5%
% of Patients satisfied with the time they had to wait for an appointment	6	8	N/A	87.4%	84.2%	87.9%

* This is based on patients treated on this contract for their most recent course of treatment. Figures in italics indicate the base number of FP17s or Patient Questionnaire responses are less than 100. N/A is shown where the base number of responses is less than 10 during the period. % is calculated as Quantity/Base number*100

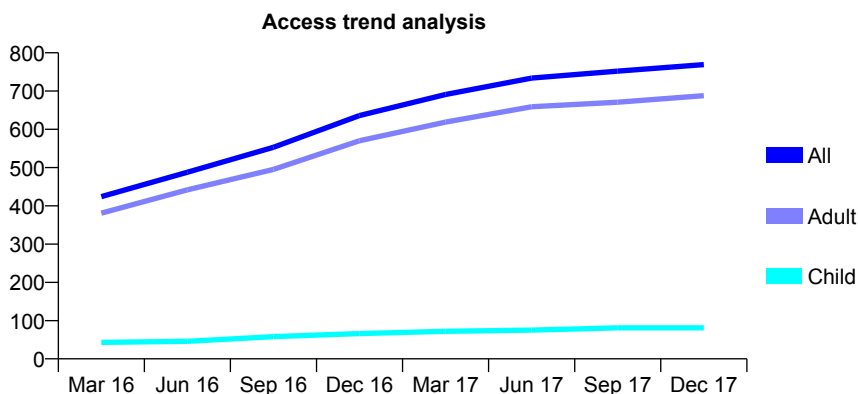
Q63 - Vital Signs At a Glance Contract Report for 152722/0001 - December 2017

Name or company name	Greenwich & Bexley Emergency Dental Se
Contract type name	PDS Contract
Purpose of contract	General
Contract start date	01/04/2011
Contract end date	31/03/2021

17/18 Contracted general activity (UDA)	2,412
Carry forward general activity (UDA)	0
17/18 Contracted orthodontic activity (UOA)	0
Carry forward orthodontic activity (UOA)	0
Baseline contract value	£112,000.00

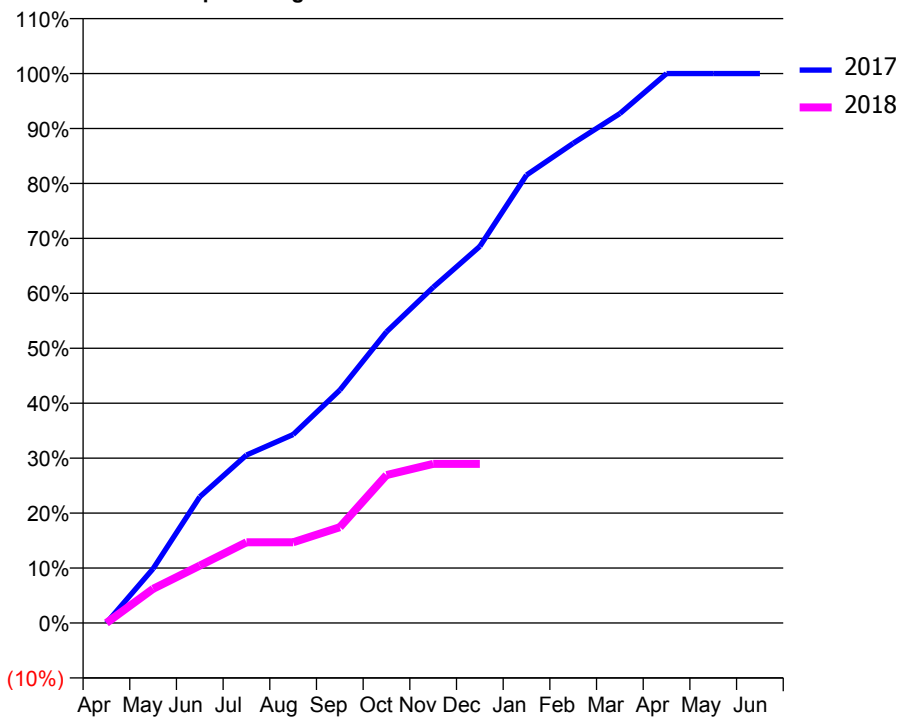
ACCESS*

Patients seen in 24 months	Total	Change since previous quarter
Quarter ending December 2016	636	
Quarter ending March 2017	691	↑
Quarter ending June 2017	734	↑
Quarter ending September 2017	752	↑
Quarter ending December 2017	769	↑
Variance since December 2016	20.9%	↑



ACTIVITY

Cumulative percentage of contracted UDA delivered 2017 & 2018



Month	Adjusted Scheduled Activity (UDA)	
	2017	2018
April	0	0
May	156	150
June	362	252
July	482	355
August	541	355
September	668	420
October	835	649
November	963	699
December	1,080	699
January	1,285	
February	1,376	
March	1,461	
April	1,576	
May	1,576	
June	1,576	

QUALITY

	Quantity	Base Number	Contract	AT	Region	England
% of FP17s for the same patient ID Re-attending within 3 months - Children	0	95	0.0%	10.2%	11.6%	12.0%
% of FP17s for the same patient ID Re-attending within 3 months - Adults	7	719	1.0%	15.3%	16.7%	15.9%
% of FP17s for the same patient ID Re-attending between 3 & 9 months - Children	0	95	0.0%	48.0%	47.3%	58.0%
% of FP17s for the same patient ID Re-attending between 3 & 9 months - Adults	5	719	0.7%	38.2%	38.3%	50.5%
% of FP17s for Band 1 Urgent Courses	699	713	98.0%	10.0%	10.5%	9.0%
% of FP17s Relating to Free Repair or Replacements	0	713	0.0%	0.6%	0.6%	0.8%
% of FP17s Relating to Continuations	0	713	0.0%	0.9%	0.8%	1.1%
% of Patients satisfied with the dentistry they have received	0	0	N/A	90.0%	89.0%	91.5%
% of Patients satisfied with the time they had to wait for an appointment	0	0	N/A	87.4%	84.2%	87.9%

* This is based on patients treated on this contract for their most recent course of treatment. Figures in italics indicate the base number of FP17s or Patient Questionnaire responses are less than 100. N/A is shown where the base number of responses is less than 10 during the period. % is calculated as Quantity/Base number*100

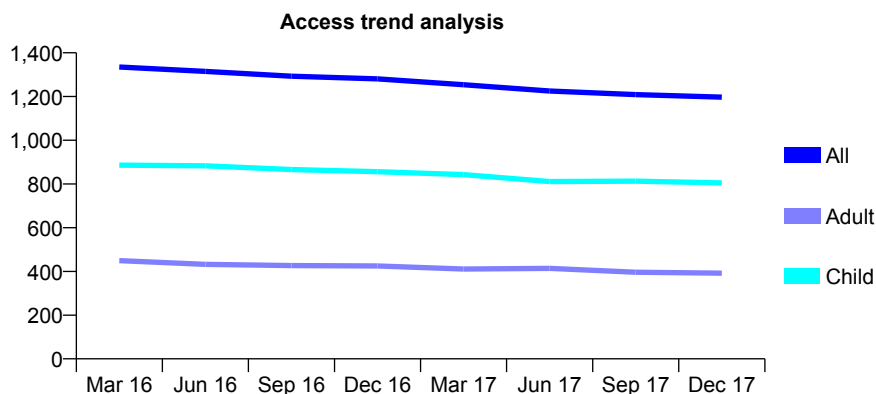
Q63 - Vital Signs At a Glance Contract Report for 152749/0001 - December 2017

Name or company name	Miss B Huggins & Mr T Hind
Contract type name	GDS Contract
Purpose of contract	General
Contract start date	01/11/2012
Contract end date	

17/18 Contracted general activity (UDA)	3,500
Carry forward general activity (UDA)	0
17/18 Contracted orthodontic activity (UOA)	0
Carry forward orthodontic activity (UOA)	0
Baseline contract value	£95,247.43

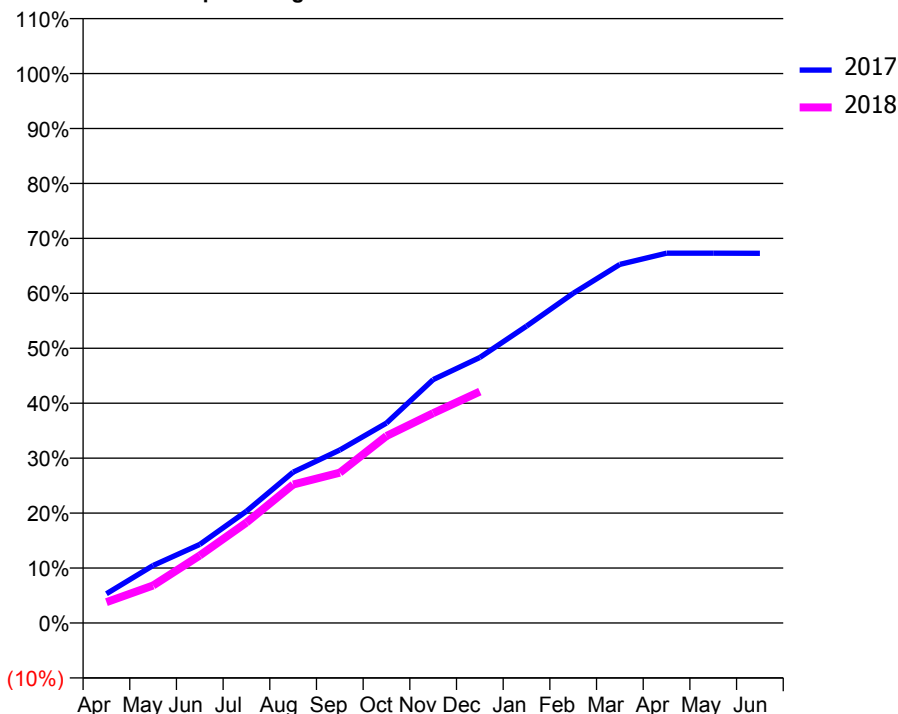
ACCESS*

Patients seen in 24 months	Total	Change since previous quarter
Quarter ending December 2016	1,281	
Quarter ending March 2017	1,254	↓
Quarter ending June 2017	1,225	↓
Quarter ending September 2017	1,209	↓
Quarter ending December 2017	1,197	→
Variance since December 2016	(6.6%)	↓



ACTIVITY

Cumulative percentage of contracted UDA delivered 2017 & 2018



Month	Adjusted Scheduled Activity (UDA)	
	2017	2018
April	186	133
May	367	239
June	501	430
July	712	640
August	961	882
September	1,102	958
October	1,273	1,192
November	1,550	1,336
December	1,692	1,474
January	1,891	
February	2,100	
March	2,284	
April	2,356	
May	2,356	
June	2,355	

QUALITY

	Quantity	Base Number	Contract	AT	Region	England
% of FP17s for the same patient ID Re-attending within 3 months - Children	51	662	7.7%	10.2%	11.6%	12.0%
% of FP17s for the same patient ID Re-attending within 3 months - Adults	55	251	21.9%	15.3%	16.7%	15.9%
% of FP17s for the same patient ID Re-attending between 3 & 9 months - Children	237	662	35.8%	48.0%	47.3%	58.0%
% of FP17s for the same patient ID Re-attending between 3 & 9 months - Adults	92	251	36.7%	38.2%	38.3%	50.5%
% of FP17s for Band 1 Urgent Courses	71	876	8.1%	10.0%	10.5%	9.0%
% of FP17s Relating to Free Repair or Replacements	0	876	0.0%	0.6%	0.6%	0.8%
% of FP17s Relating to Continuations	9	876	1.0%	0.9%	0.8%	1.1%
% of Patients satisfied with the dentistry they have received	0	0	N/A	90.0%	89.0%	91.5%
% of Patients satisfied with the time they had to wait for an appointment	0	0	N/A	87.4%	84.2%	87.9%

* This is based on patients treated on this contract for their most recent course of treatment. Figures in italics indicate the base number of FP17s or Patient Questionnaire responses are less than 100. N/A is shown where the base number of responses is less than 10 during the period. % is calculated as Quantity/Base number*100

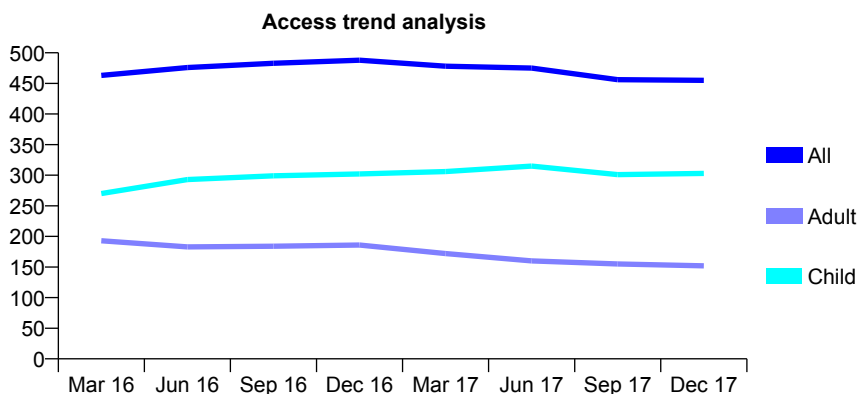
Q63 - Vital Signs At a Glance Contract Report for 154717/0001 - December 2017

Name or company name	Welling Corner Dental Practice Ltd
Contract type name	GDS Contract
Purpose of contract	General
Contract start date	01/11/2012
Contract end date	

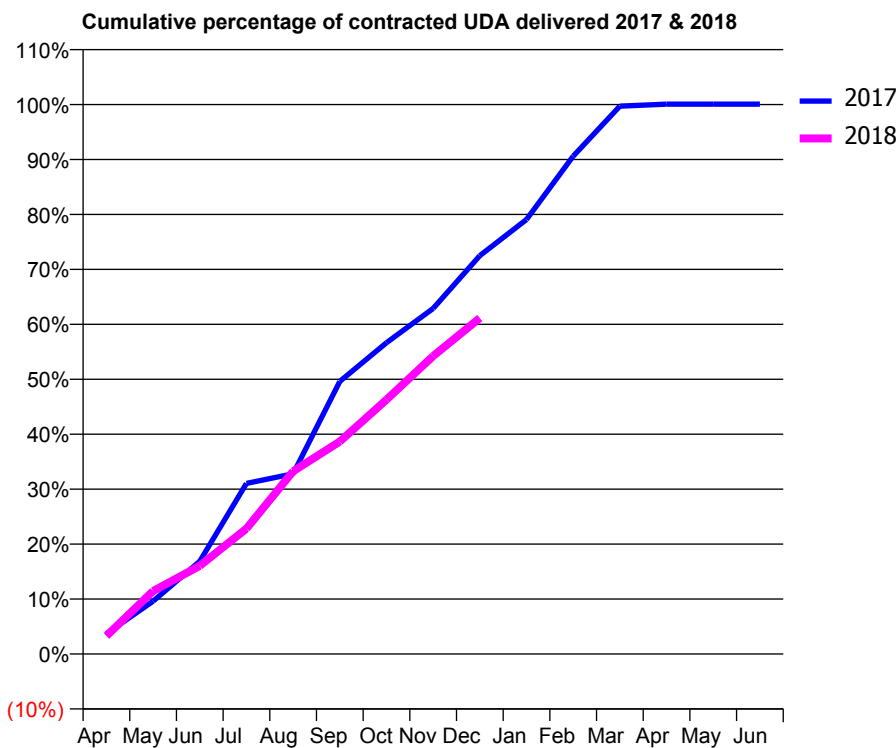
17/18 Contracted general activity (UDA)	1,922
Carry forward general activity (UDA)	-1
17/18 Contracted orthodontic activity (UOA)	0
Carry forward orthodontic activity (UOA)	0
Baseline contract value	£49,098.63

ACCESS*

Patients seen in 24 months	Total	Change since previous quarter
Quarter ending December 2016	488	
Quarter ending March 2017	478	↓
Quarter ending June 2017	475	→
Quarter ending September 2017	456	↓
Quarter ending December 2017	455	→
Variance since December 2016	(6.8%)	↓



ACTIVITY



Month	Adjusted Scheduled Activity (UDA)	
	2017	2018
April	71	63
May	185	220
June	324	308
July	597	439
August	630	639
September	953	743
October	1,089	890
November	1,209	1,042
December	1,393	1,175
January	1,520	
February	1,741	
March	1,916	
April	1,923	
May	1,923	
June	1,923	

QUALITY

	Quantity	Base Number	Contract	AT	Region	England
% of FP17s for the same patient ID Re-attending within 3 months - Children	14	232	6.0%	10.2%	11.6%	12.0%
% of FP17s for the same patient ID Re-attending within 3 months - Adults	16	114	14.0%	15.3%	16.7%	15.9%
% of FP17s for the same patient ID Re-attending between 3 & 9 months - Children	112	232	48.3%	48.0%	47.3%	58.0%
% of FP17s for the same patient ID Re-attending between 3 & 9 months - Adults	55	114	48.2%	38.2%	38.3%	50.5%
% of FP17s for Band 1 Urgent Courses	11	343	3.2%	10.0%	10.5%	9.0%
% of FP17s Relating to Free Repair or Replacements	0	343	0.0%	0.6%	0.6%	0.8%
% of FP17s Relating to Continuations	6	343	1.7%	0.9%	0.8%	1.1%
% of Patients satisfied with the dentistry they have received	0	0	N/A	90.0%	89.0%	91.5%
% of Patients satisfied with the time they had to wait for an appointment	0	0	N/A	87.4%	84.2%	87.9%

* This is based on patients treated on this contract for their most recent course of treatment. Figures in italics indicate the base number of FP17s or Patient Questionnaire responses are less than 100. N/A is shown where the base number of responses is less than 10 during the period. % is calculated as Quantity/Base number*100

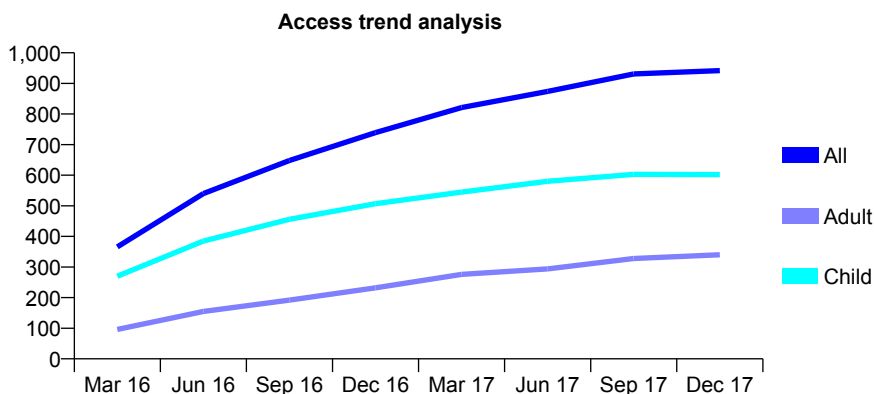
Q63 - Vital Signs At a Glance Contract Report for 154725/0001 - December 2017

Name or company name	Purav Patel
Contract type name	GDS Contract
Purpose of contract	General
Contract start date	01/12/2015
Contract end date	

17/18 Contracted general activity (UDA)	3,250
Carry forward general activity (UDA)	-26
17/18 Contracted orthodontic activity (UOA)	0
Carry forward orthodontic activity (UOA)	0
Baseline contract value	£87,126.65

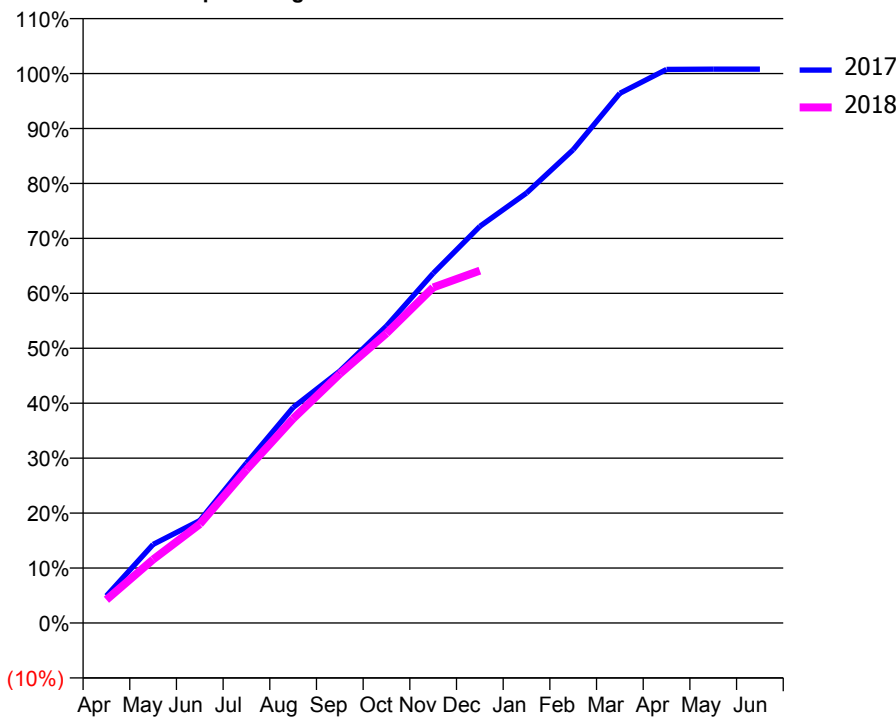
ACCESS*

Patients seen in 24 months	Total	Change since previous quarter
Quarter ending December 2016	739	
Quarter ending March 2017	821	↑
Quarter ending June 2017	874	↑
Quarter ending September 2017	931	↑
Quarter ending December 2017	942	→
Variance since December 2016	27.5%	↑



ACTIVITY

Cumulative percentage of contracted UDA delivered 2017 & 2018



Month	Adjusted Scheduled Activity (UDA)	
	2017	2018
April	161	137
May	465	376
June	606	585
July	946	906
August	1,275	1,209
September	1,490	1,474
October	1,757	1,714
November	2,069	1,985
December	2,346	2,084
January	2,543	
February	2,799	
March	3,133	
April	3,274	
May	3,276	
June	3,276	

QUALITY

	Quantity	Base Number	Contract	AT	Region	England
% of FP17s for the same patient ID Re-attending within 3 months - Children	27	583	4.6%	10.2%	11.6%	12.0%
% of FP17s for the same patient ID Re-attending within 3 months - Adults	32	243	13.2%	15.3%	16.7%	15.9%
% of FP17s for the same patient ID Re-attending between 3 & 9 months - Children	334	583	57.3%	48.0%	47.3%	58.0%
% of FP17s for the same patient ID Re-attending between 3 & 9 months - Adults	98	243	40.3%	38.2%	38.3%	50.5%
% of FP17s for Band 1 Urgent Courses	40	775	5.2%	10.0%	10.5%	9.0%
% of FP17s Relating to Free Repair or Replacements	0	775	0.0%	0.6%	0.6%	0.8%
% of FP17s Relating to Continuations	0	775	0.0%	0.9%	0.8%	1.1%
% of Patients satisfied with the dentistry they have received	2	2	N/A	90.0%	89.0%	91.5%
% of Patients satisfied with the time they had to wait for an appointment	2	2	N/A	87.4%	84.2%	87.9%

* This is based on patients treated on this contract for their most recent course of treatment. Figures in italics indicate the base number of FP17s or Patient Questionnaire responses are less than 100. N/A is shown where the base number of responses is less than 10 during the period. % is calculated as Quantity/Base number*100

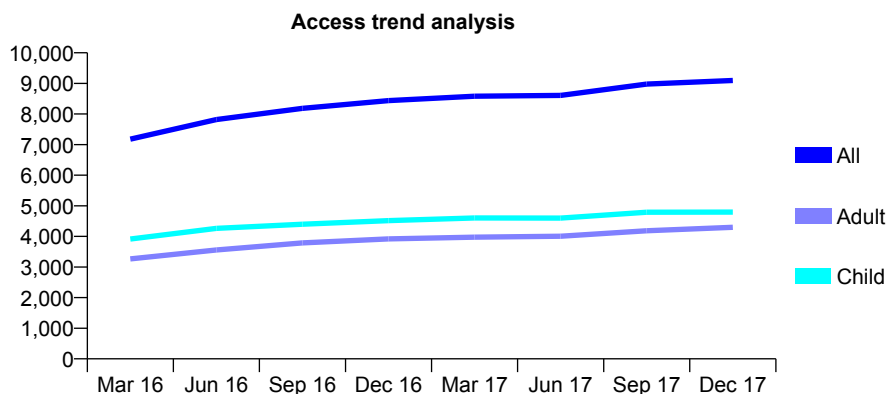
Q63 - Vital Signs At a Glance Contract Report for 155381/0001 - December 2017

Name or company name	Gallions Reach Dental Clinic Limited
Contract type name	GDS Contract
Purpose of contract	General
Contract start date	01/04/2011
Contract end date	

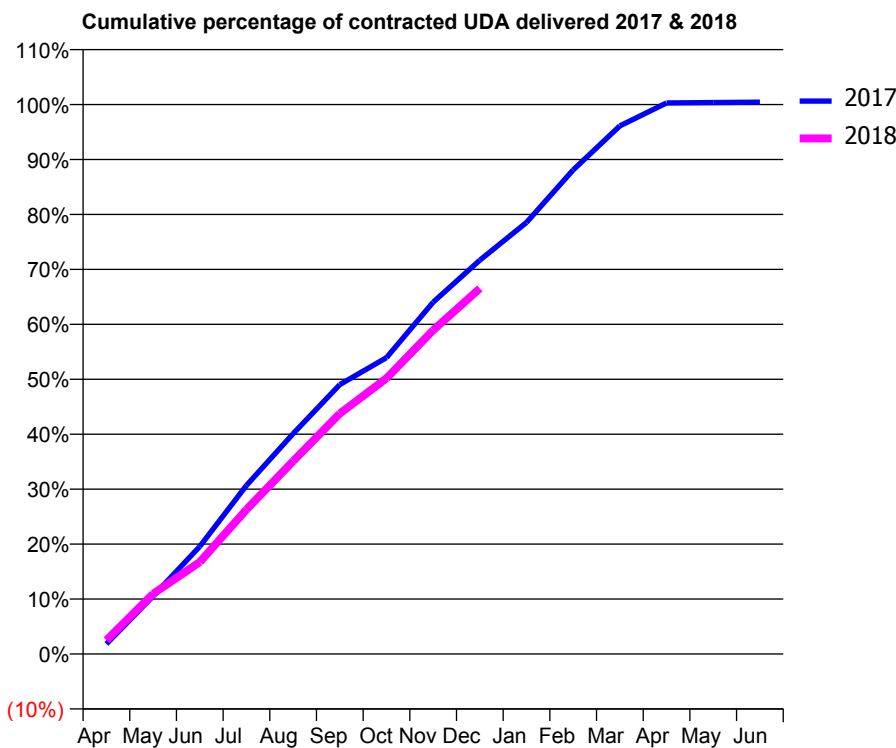
17/18 Contracted general activity (UDA)	24,573
Carry forward general activity (UDA)	-105
17/18 Contracted orthodontic activity (UOA)	0
Carry forward orthodontic activity (UOA)	0
Baseline contract value	£1,028,527.59

ACCESS*

Patients seen in 24 months	Total	Change since previous quarter
Quarter ending December 2016	8,436	
Quarter ending March 2017	8,580	→
Quarter ending June 2017	8,607	→
Quarter ending September 2017	8,979	↑
Quarter ending December 2017	9,094	→
Variance since December 2016	7.8%	↑



ACTIVITY



Month	Adjusted Scheduled Activity (UDA)	
	2017	2018
April	450	615
May	2,589	2,690
June	4,810	4,109
July	7,541	6,463
August	9,854	8,625
September	12,051	10,754
October	13,250	12,331
November	15,736	14,479
December	17,615	16,349
January	19,298	
February	21,650	
March	23,615	
April	24,645	
May	24,661	
June	24,678	

QUALITY

	Quantity	Base Number	Contract	AT	Region	England
% of FP17s for the same patient ID Re-attending within 3 months - Children	113	3,887	2.9%	10.2%	11.6%	12.0%
% of FP17s for the same patient ID Re-attending within 3 months - Adults	312	3,142	9.9%	15.3%	16.7%	15.9%
% of FP17s for the same patient ID Re-attending between 3 & 9 months - Children	1,326	3,887	34.1%	48.0%	47.3%	58.0%
% of FP17s for the same patient ID Re-attending between 3 & 9 months - Adults	795	3,142	25.3%	38.2%	38.3%	50.5%
% of FP17s for Band 1 Urgent Courses	266	6,590	4.0%	10.0%	10.5%	9.0%
% of FP17s Relating to Free Repair or Replacements	2	6,590	0.0%	0.6%	0.6%	0.8%
% of FP17s Relating to Continuations	17	6,590	0.3%	0.9%	0.8%	1.1%
% of Patients satisfied with the dentistry they have received	1	2	N/A	90.0%	89.0%	91.5%
% of Patients satisfied with the time they had to wait for an appointment	2	2	N/A	87.4%	84.2%	87.9%

* This is based on patients treated on this contract for their most recent course of treatment. Figures in italics indicate the base number of FP17s or Patient Questionnaire responses are less than 100. N/A is shown where the base number of responses is less than 10 during the period. % is calculated as Quantity/Base number*100

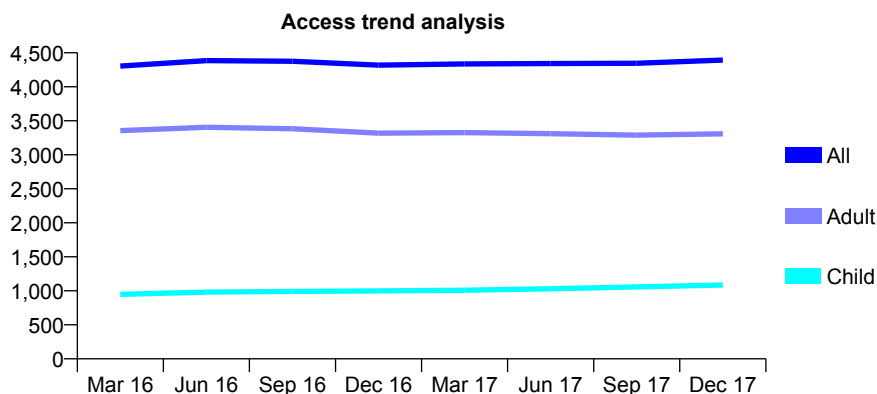
Q63 - Vital Signs At a Glance Contract Report for 155454/0001 - December 2017

Name or company name	Dhiman Dental Surgery
Contract type name	GDS Contract
Purpose of contract	General
Contract start date	12/07/2012
Contract end date	

17/18 Contracted general activity (UDA)	10,000
Carry forward general activity (UDA)	241
17/18 Contracted orthodontic activity (UOA)	0
Carry forward orthodontic activity (UOA)	0
Baseline contract value	£268,631.17

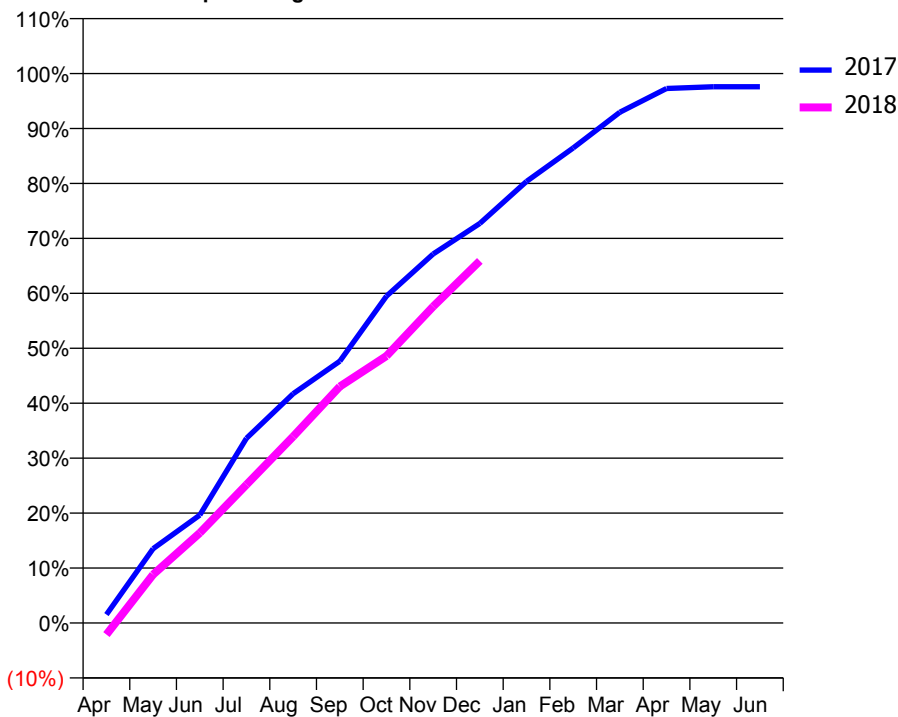
ACCESS*

Patients seen in 24 months	Total	Change since previous quarter
Quarter ending December 2016	4,318	
Quarter ending March 2017	4,336	→
Quarter ending June 2017	4,342	→
Quarter ending September 2017	4,346	→
Quarter ending December 2017	4,394	→
Variance since December 2016	1.8%	→



ACTIVITY

Cumulative percentage of contracted UDA delivered 2017 & 2018



Month	Adjusted Scheduled Activity (UDA)	
	2017	2018
April	154	-213
May	1,353	881
June	1,965	1,640
July	3,362	2,518
August	4,172	3,393
September	4,764	4,304
October	5,950	4,859
November	6,715	5,759
December	7,272	6,589
January	8,035	
February	8,645	
March	9,297	
April	9,727	
May	9,759	
June	9,759	

QUALITY

	Quantity	Base Number	Contract	AT	Region	England
% of FP17s for the same patient ID Re-attending within 3 months - Children	102	1,244	8.2%	10.2%	11.6%	12.0%
% of FP17s for the same patient ID Re-attending within 3 months - Adults	514	3,540	14.5%	15.3%	16.7%	15.9%
% of FP17s for the same patient ID Re-attending between 3 & 9 months - Children	764	1,244	61.4%	48.0%	47.3%	58.0%
% of FP17s for the same patient ID Re-attending between 3 & 9 months - Adults	1,918	3,540	54.2%	38.2%	38.3%	50.5%
% of FP17s for Band 1 Urgent Courses	534	4,031	13.2%	10.0%	10.5%	9.0%
% of FP17s Relating to Free Repair or Replacements	21	4,031	0.5%	0.6%	0.6%	0.8%
% of FP17s Relating to Continuations	20	4,031	0.5%	0.9%	0.8%	1.1%
% of Patients satisfied with the dentistry they have received	6	6	N/A	90.0%	89.0%	91.5%
% of Patients satisfied with the time they had to wait for an appointment	6	6	N/A	87.4%	84.2%	87.9%

* This is based on patients treated on this contract for their most recent course of treatment. Figures in italics indicate the base number of FP17s or Patient Questionnaire responses are less than 100. N/A is shown where the base number of responses is less than 10 during the period. % is calculated as Quantity/Base number*100

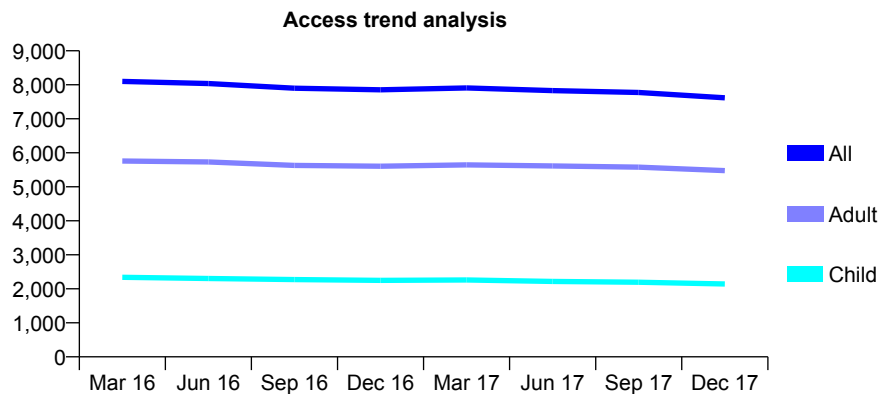
Q63 - Vital Signs At a Glance Contract Report for 156515/0001 - December 2017

Name or company name	Oral Vision Limited
Contract type name	GDS Contract
Purpose of contract	General
Contract start date	01/02/2011
Contract end date	

17/18 Contracted general activity (UDA)	25,920
Carry forward general activity (UDA)	572
17/18 Contracted orthodontic activity (UOA)	0
Carry forward orthodontic activity (UOA)	0
Baseline contract value	£776,532.49

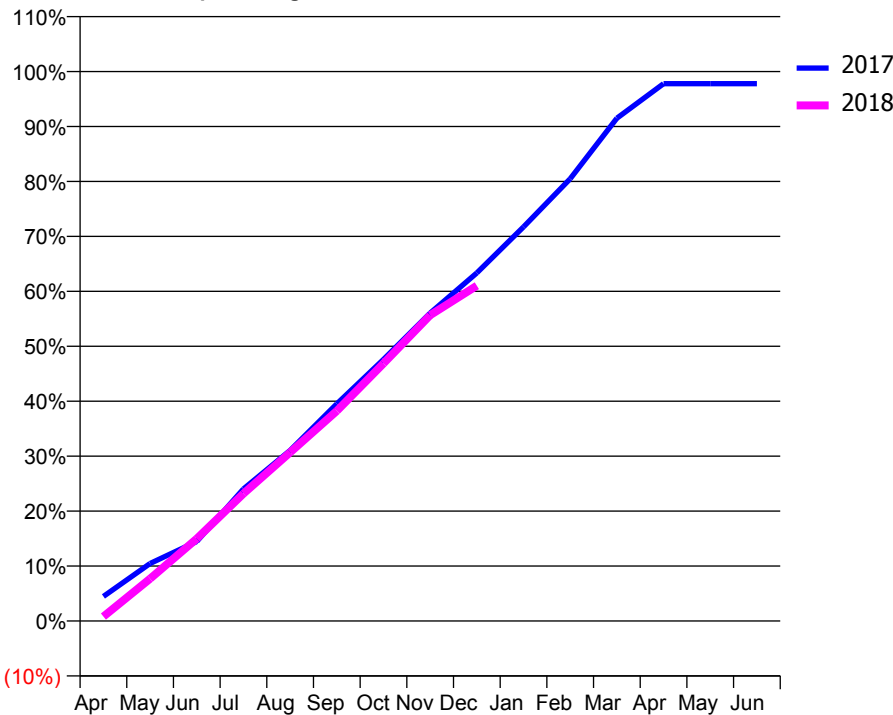
ACCESS*

Patients seen in 24 months	Total	Change since previous quarter
Quarter ending December 2016	7,852	
Quarter ending March 2017	7,908	→
Quarter ending June 2017	7,831	→
Quarter ending September 2017	7,774	→
Quarter ending December 2017	7,619	↓
Variance since December 2016	(3.0%)	↓



ACTIVITY

Cumulative percentage of contracted UDA delivered 2017 & 2018



Month	Adjusted Scheduled Activity (UDA)	
	2017	2018
April	1,158	210
May	2,714	1,997
June	3,753	3,882
July	6,229	6,008
August	8,046	7,955
September	10,246	9,907
October	12,335	12,151
November	14,528	14,428
December	16,417	15,815
January	18,592	
February	20,858	
March	23,719	
April	25,343	
May	25,349	
June	25,348	

QUALITY

	Quantity	Base Number	Contract	AT	Region	England
% of FP17s for the same patient ID Re-attending within 3 months - Children	86	1,698	5.1%	10.2%	11.6%	12.0%
% of FP17s for the same patient ID Re-attending within 3 months - Adults	457	3,875	11.8%	15.3%	16.7%	15.9%
% of FP17s for the same patient ID Re-attending between 3 & 9 months - Children	735	1,698	43.3%	48.0%	47.3%	58.0%
% of FP17s for the same patient ID Re-attending between 3 & 9 months - Adults	1,357	3,875	35.0%	38.2%	38.3%	50.5%
% of FP17s for Band 1 Urgent Courses	265	5,186	5.1%	10.0%	10.5%	9.0%
% of FP17s Relating to Free Repair or Replacements	39	5,186	0.8%	0.6%	0.6%	0.8%
% of FP17s Relating to Continuations	2	5,186	0.0%	0.9%	0.8%	1.1%
% of Patients satisfied with the dentistry they have received	3	3	N/A	90.0%	89.0%	91.5%
% of Patients satisfied with the time they had to wait for an appointment	3	3	N/A	87.4%	84.2%	87.9%

* This is based on patients treated on this contract for their most recent course of treatment. Figures in italics indicate the base number of FP17s or Patient Questionnaire responses are less than 100. N/A is shown where the base number of responses is less than 10 during the period. % is calculated as Quantity/Base number*100

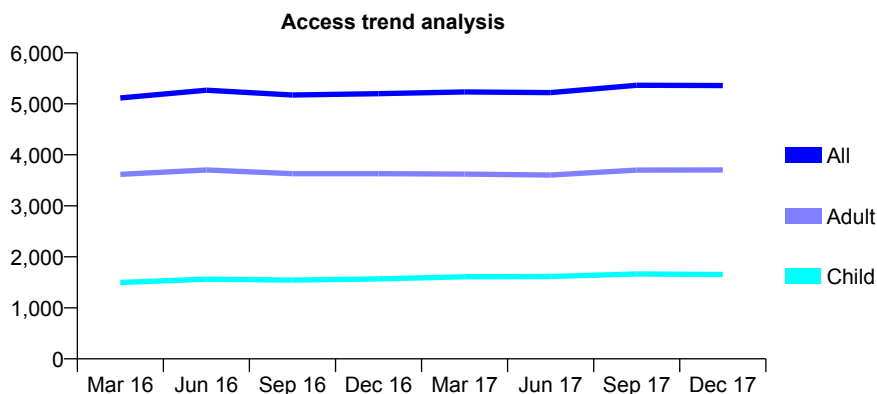
Q63 - Vital Signs At a Glance Contract Report for 157821/0001 - December 2017

Name or company name	Unique Dental Care
Contract type name	GDS Contract
Purpose of contract	General
Contract start date	01/04/2012
Contract end date	

17/18 Contracted general activity (UDA)	20,833
Carry forward general activity (UDA)	202
17/18 Contracted orthodontic activity (UOA)	0
Carry forward orthodontic activity (UOA)	0
Baseline contract value	£648,648.15

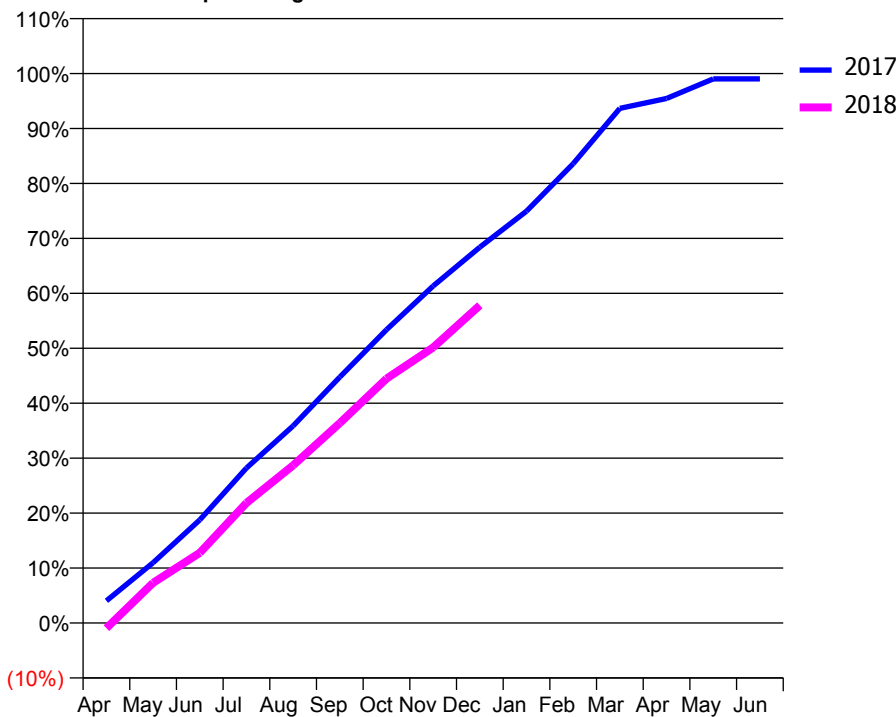
ACCESS*

Patients seen in 24 months	Total	Change since previous quarter
Quarter ending December 2016	5,198	
Quarter ending March 2017	5,232	→
Quarter ending June 2017	5,219	→
Quarter ending September 2017	5,363	↑
Quarter ending December 2017	5,358	→
Variance since December 2016	3.1%	↑



ACTIVITY

Cumulative percentage of contracted UDA delivered 2017 & 2018



Month	Adjusted Scheduled Activity (UDA)	
	2017	2018
April	842	-202
May	2,289	1,524
June	3,911	2,664
July	5,878	4,551
August	7,477	5,979
September	9,324	7,583
October	11,118	9,262
November	12,777	10,449
December	14,248	12,043
January	15,613	
February	17,414	
March	19,510	
April	19,885	
May	20,630	
June	20,631	

QUALITY

	Quantity	Base Number	Contract	AT	Region	England
% of FP17s for the same patient ID Re-attending within 3 months - Children	130	1,446	9.0%	10.2%	11.6%	12.0%
% of FP17s for the same patient ID Re-attending within 3 months - Adults	623	3,047	20.4%	15.3%	16.7%	15.9%
% of FP17s for the same patient ID Re-attending between 3 & 9 months - Children	659	1,446	45.6%	48.0%	47.3%	58.0%
% of FP17s for the same patient ID Re-attending between 3 & 9 months - Adults	1,015	3,047	33.3%	38.2%	38.3%	50.5%
% of FP17s for Band 1 Urgent Courses	470	4,211	11.2%	10.0%	10.5%	9.0%
% of FP17s Relating to Free Repair or Replacements	47	4,211	1.1%	0.6%	0.6%	0.8%
% of FP17s Relating to Continuations	128	4,211	3.0%	0.9%	0.8%	1.1%
% of Patients satisfied with the dentistry they have received	2	2	N/A	90.0%	89.0%	91.5%
% of Patients satisfied with the time they had to wait for an appointment	0	2	N/A	87.4%	84.2%	87.9%

* This is based on patients treated on this contract for their most recent course of treatment. Figures in italics indicate the base number of FP17s or Patient Questionnaire responses are less than 100. N/A is shown where the base number of responses is less than 10 during the period. % is calculated as Quantity/Base number*100

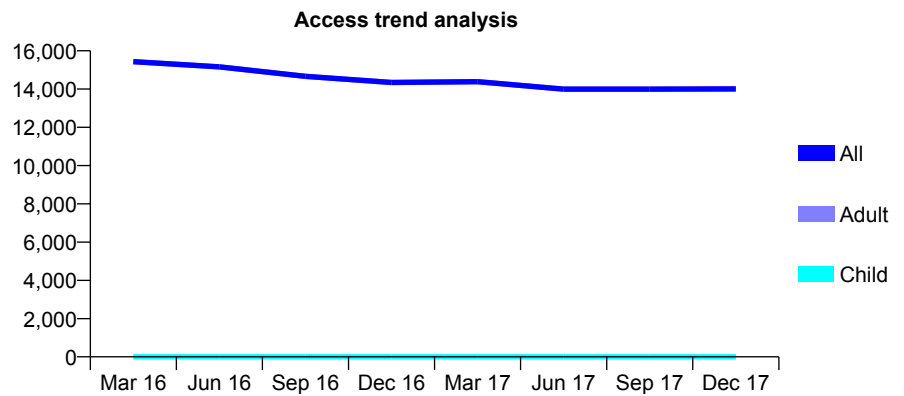
Q63 - Vital Signs At a Glance Contract Report for 158100/0001 - December 2017

Name or company name	The Domiciliary Dental Practice
Contract type name	GDS Contract
Purpose of contract	General
Contract start date	01/07/2012
Contract end date	

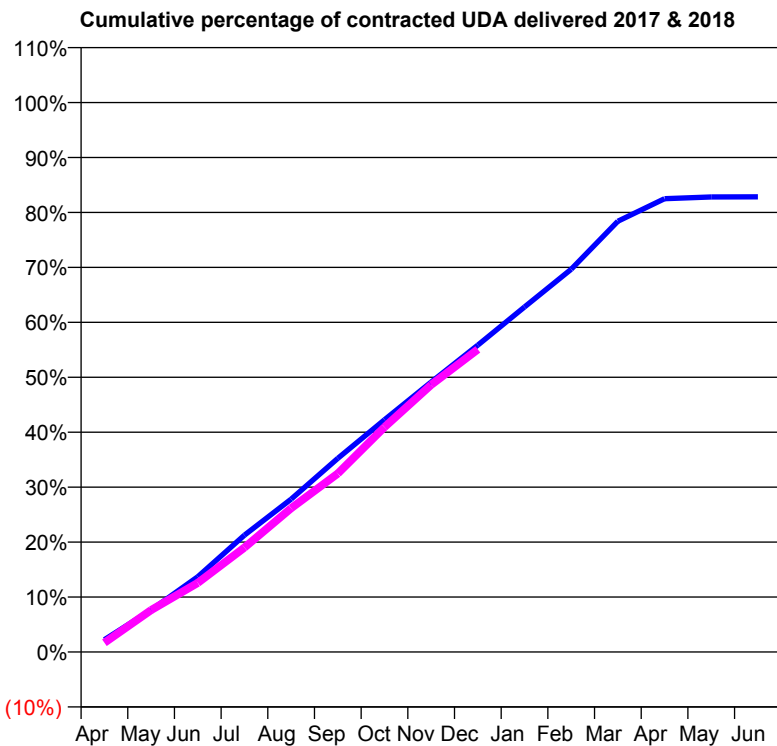
17/18 Contracted general activity (UDA)	36,916
Carry forward general activity (UDA)	0
17/18 Contracted orthodontic activity (UOA)	0
Carry forward orthodontic activity (UOA)	0
Baseline contract value	£1,172,059.37

ACCESS*

Patients seen in 24 months	Total	Change since previous quarter
Quarter ending December 2016	14,343	
Quarter ending March 2017	14,388	→
Quarter ending June 2017	13,995	↓
Quarter ending September 2017	13,999	→
Quarter ending December 2017	14,008	→
Variance since December 2016	(2.3%)	↓



ACTIVITY



Month	Adjusted Scheduled Activity (UDA)	
	2017	2018
April	830	627
May	2,829	2,814
June	5,057	4,644
July	7,850	7,016
August	10,273	9,658
September	13,013	11,991
October	15,602	15,105
November	18,132	17,944
December	20,621	20,331
January	23,182	
February	25,719	
March	28,936	
April	30,457	
May	30,574	
June	30,578	

QUALITY

	Quantity	Base Number	Contract	AT	Region	England
% of FP17s for the same patient ID Re-attending within 3 months - Children	0	1	0.0%	10.2%	11.6%	12.0%
% of FP17s for the same patient ID Re-attending within 3 months - Adults	1,150	11,999	9.6%	15.3%	16.7%	15.9%
% of FP17s for the same patient ID Re-attending between 3 & 9 months - Children	1	1	100.0%	48.0%	47.3%	58.0%
% of FP17s for the same patient ID Re-attending between 3 & 9 months - Adults	6,711	11,999	55.9%	38.2%	38.3%	50.5%
% of FP17s for Band 1 Urgent Courses	349	11,234	3.1%	10.0%	10.5%	9.0%
% of FP17s Relating to Free Repair or Replacements	0	11,234	0.0%	0.6%	0.6%	0.8%
% of FP17s Relating to Continuations	99	11,234	0.9%	0.9%	0.8%	1.1%
% of Patients satisfied with the dentistry they have received	1	1	N/A	90.0%	89.0%	91.5%
% of Patients satisfied with the time they had to wait for an appointment	1	1	N/A	87.4%	84.2%	87.9%

* This is based on patients treated on this contract for their most recent course of treatment. Figures in italics indicate the base number of FP17s or Patient Questionnaire responses are less than 100. N/A is shown where the base number of responses is less than 10 during the period. % is calculated as Quantity/Base number*100

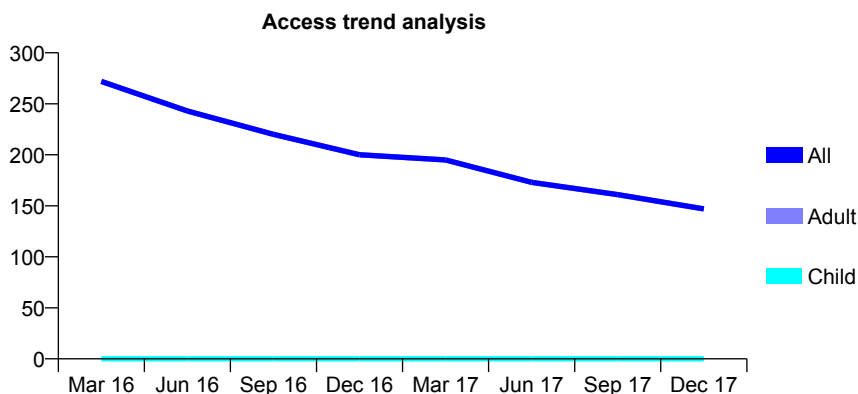
Q63 - Vital Signs At a Glance Contract Report for 158100/0002 - December 2017

Name or company name	The Domiciliary Dental Practice
Contract type name	GDS Contract
Purpose of contract	General
Contract start date	01/07/2012
Contract end date	

17/18 Contracted general activity (UDA)	1,000
Carry forward general activity (UDA)	0
17/18 Contracted orthodontic activity (UOA)	0
Carry forward orthodontic activity (UOA)	0
Baseline contract value	£40,219.13

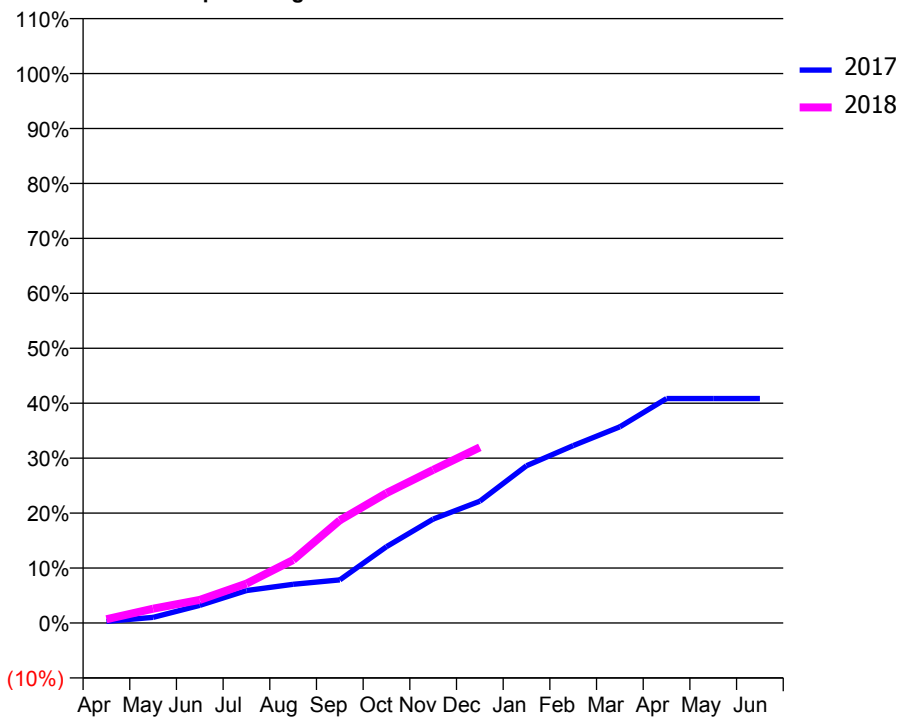
ACCESS*

Patients seen in 24 months	Total	Change since previous quarter
Quarter ending December 2016	200	
Quarter ending March 2017	195	↓
Quarter ending June 2017	173	↓
Quarter ending September 2017	161	↓
Quarter ending December 2017	147	↓
Variance since December 2016	(26.5%)	↓



ACTIVITY

Cumulative percentage of contracted UDA delivered 2017 & 2018



Month	Adjusted Scheduled Activity (UDA)	
	2017	2018
April	3	7
May	10	26
June	32	42
July	59	72
August	71	115
September	79	187
October	139	237
November	189	279
December	222	320
January	286	
February	323	
March	357	
April	409	
May	409	
June	409	

QUALITY

	Quantity	Base Number	Contract	AT	Region	England
% of FP17s for the same patient ID Re-attending within 3 months - Children	0	0	N/A	10.2%	11.6%	12.0%
% of FP17s for the same patient ID Re-attending within 3 months - Adults	8	97	8.2%	15.3%	16.7%	15.9%
% of FP17s for the same patient ID Re-attending between 3 & 9 months - Children	0	0	N/A	48.0%	47.3%	58.0%
% of FP17s for the same patient ID Re-attending between 3 & 9 months - Adults	6	97	6.2%	38.2%	38.3%	50.5%
% of FP17s for Band 1 Urgent Courses	14	85	16.5%	10.0%	10.5%	9.0%
% of FP17s Relating to Free Repair or Replacements	0	85	0.0%	0.6%	0.6%	0.8%
% of FP17s Relating to Continuations	0	85	0.0%	0.9%	0.8%	1.1%
% of Patients satisfied with the dentistry they have received	0	0	N/A	90.0%	89.0%	91.5%
% of Patients satisfied with the time they had to wait for an appointment	0	0	N/A	87.4%	84.2%	87.9%

* This is based on patients treated on this contract for their most recent course of treatment. Figures in italics indicate the base number of FP17s or Patient Questionnaire responses are less than 100. N/A is shown where the base number of responses is less than 10 during the period. % is calculated as Quantity/Base number*100

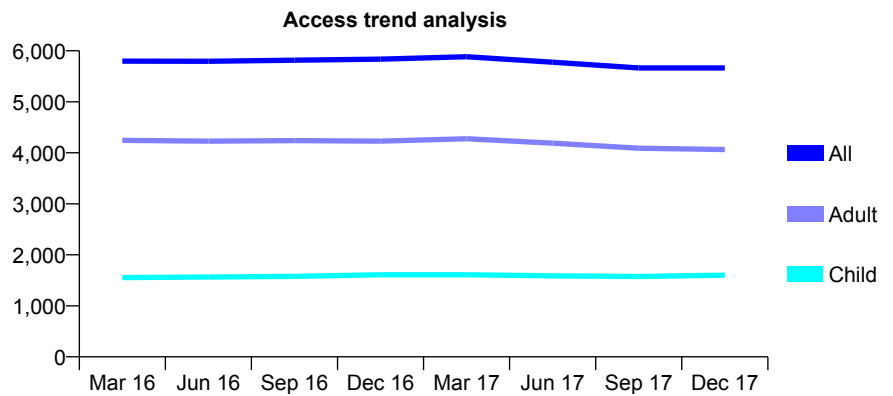
Q63 - Vital Signs At a Glance Contract Report for 158135/0001 - December 2017

Name or company name	Mr S Patel & Mr MP Patel
Contract type name	GDS Contract
Purpose of contract	General
Contract start date	01/11/2010
Contract end date	

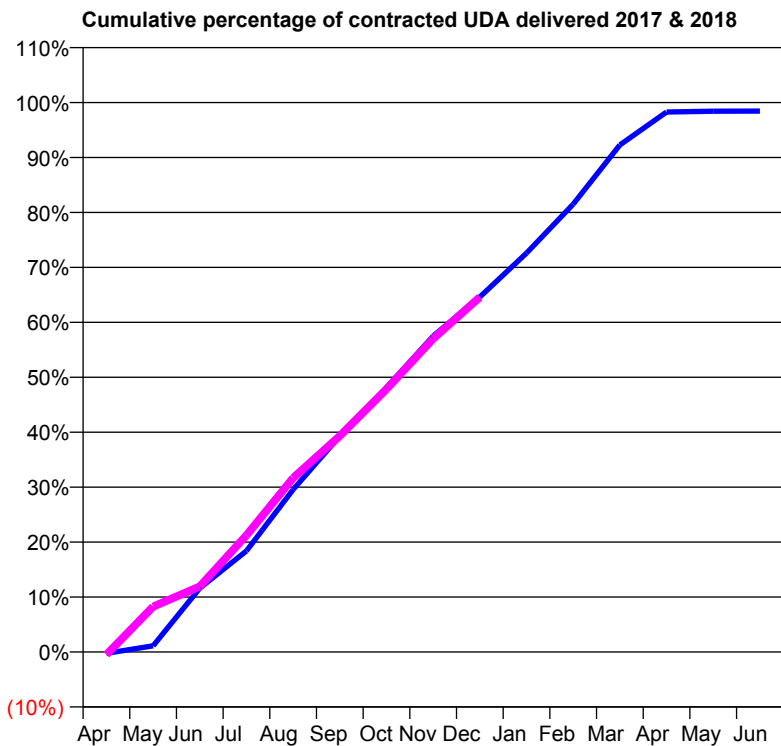
17/18 Contracted general activity (UDA)	11,893
Carry forward general activity (UDA)	185
17/18 Contracted orthodontic activity (UOA)	0
Carry forward orthodontic activity (UOA)	0
Baseline contract value	£286,964.46

ACCESS*

Patients seen in 24 months	Total	Change since previous quarter
Quarter ending December 2016	5,837	
Quarter ending March 2017	5,883	→
Quarter ending June 2017	5,776	↓
Quarter ending September 2017	5,665	↓
Quarter ending December 2017	5,664	→
Variance since December 2016	(3.0%)	↓



ACTIVITY



Month	Adjusted Scheduled Activity (UDA)	
	2017	2018
April	-31	-60
May	135	982
June	1,381	1,418
July	2,188	2,526
August	3,516	3,767
September	4,674	4,677
October	5,722	5,689
November	6,838	6,781
December	7,684	7,682
January	8,633	
February	9,694	
March	10,975	
April	11,686	
May	11,704	
June	11,708	

QUALITY

	Quantity	Base Number	Contract	AT	Region	England
% of FP17s for the same patient ID Re-attending within 3 months - Children	100	1,479	6.8%	10.2%	11.6%	12.0%
% of FP17s for the same patient ID Re-attending within 3 months - Adults	390	3,202	12.2%	15.3%	16.7%	15.9%
% of FP17s for the same patient ID Re-attending between 3 & 9 months - Children	771	1,479	52.1%	48.0%	47.3%	58.0%
% of FP17s for the same patient ID Re-attending between 3 & 9 months - Adults	1,366	3,202	42.7%	38.2%	38.3%	50.5%
% of FP17s for Band 1 Urgent Courses	463	4,303	10.8%	10.0%	10.5%	9.0%
% of FP17s Relating to Free Repair or Replacements	11	4,303	0.3%	0.6%	0.6%	0.8%
% of FP17s Relating to Continuations	22	4,303	0.5%	0.9%	0.8%	1.1%
% of Patients satisfied with the dentistry they have received	0	0	N/A	90.0%	89.0%	91.5%
% of Patients satisfied with the time they had to wait for an appointment	0	0	N/A	87.4%	84.2%	87.9%

* This is based on patients treated on this contract for their most recent course of treatment. Figures in italics indicate the base number of FP17s or Patient Questionnaire responses are less than 100. N/A is shown where the base number of responses is less than 10 during the period. % is calculated as Quantity/Base number*100

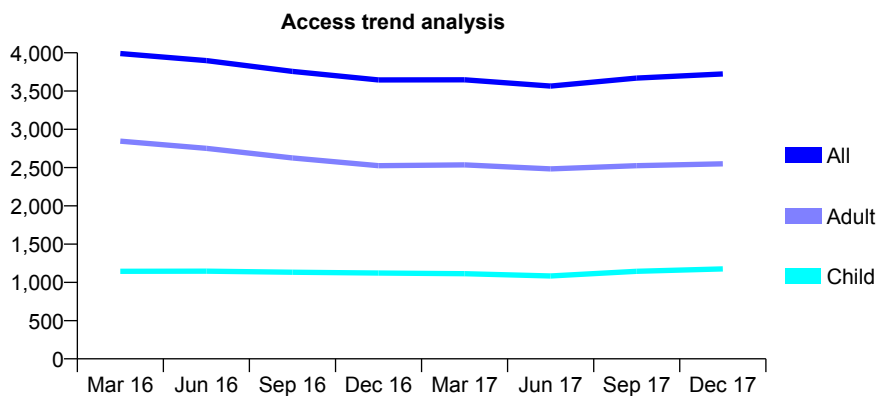
Q63 - Vital Signs At a Glance Contract Report for 158402/0001 - December 2017

Name or company name	Charlton Dental Care Ltd
Contract type name	GDS Contract
Purpose of contract	General
Contract start date	01/04/2010
Contract end date	

17/18 Contracted general activity (UDA)	15,510
Carry forward general activity (UDA)	-219
17/18 Contracted orthodontic activity (UOA)	0
Carry forward orthodontic activity (UOA)	0
Baseline contract value	£419,679.71

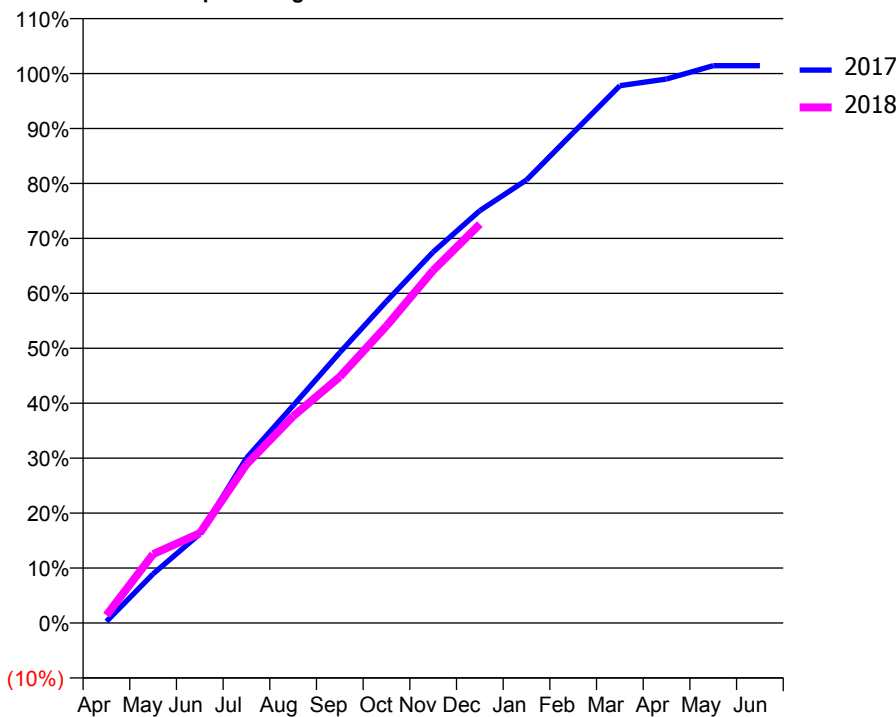
ACCESS*

Patients seen in 24 months	Total	Change since previous quarter
Quarter ending December 2016	3,646	
Quarter ending March 2017	3,647	→
Quarter ending June 2017	3,566	↓
Quarter ending September 2017	3,669	↑
Quarter ending December 2017	3,724	→
Variance since December 2016	2.1%	↑



ACTIVITY

Cumulative percentage of contracted UDA delivered 2017 & 2018



Month	Adjusted Scheduled Activity (UDA)	
	2017	2018
April	42	219
May	1,388	1,946
June	2,516	2,536
July	4,658	4,478
August	6,138	5,837
September	7,636	6,949
October	9,079	8,383
November	10,473	9,954
December	11,640	11,261
January	12,505	
February	13,836	
March	15,166	
April	15,356	
May	15,729	
June	15,729	

QUALITY

	Quantity	Base Number	Contract	AT	Region	England
% of FP17s for the same patient ID Re-attending within 3 months - Children	90	1,220	7.4%	10.2%	11.6%	12.0%
% of FP17s for the same patient ID Re-attending within 3 months - Adults	311	2,257	13.8%	15.3%	16.7%	15.9%
% of FP17s for the same patient ID Re-attending between 3 & 9 months - Children	563	1,220	46.1%	48.0%	47.3%	58.0%
% of FP17s for the same patient ID Re-attending between 3 & 9 months - Adults	812	2,257	36.0%	38.2%	38.3%	50.5%
% of FP17s for Band 1 Urgent Courses	167	3,313	5.0%	10.0%	10.5%	9.0%
% of FP17s Relating to Free Repair or Replacements	69	3,313	2.1%	0.6%	0.6%	0.8%
% of FP17s Relating to Continuations	73	3,313	2.2%	0.9%	0.8%	1.1%
% of Patients satisfied with the dentistry they have received	0	0	N/A	90.0%	89.0%	91.5%
% of Patients satisfied with the time they had to wait for an appointment	0	0	N/A	87.4%	84.2%	87.9%

* This is based on patients treated on this contract for their most recent course of treatment. Figures in italics indicate the base number of FP17s or Patient Questionnaire responses are less than 100. N/A is shown where the base number of responses is less than 10 during the period. % is calculated as Quantity/Base number*100

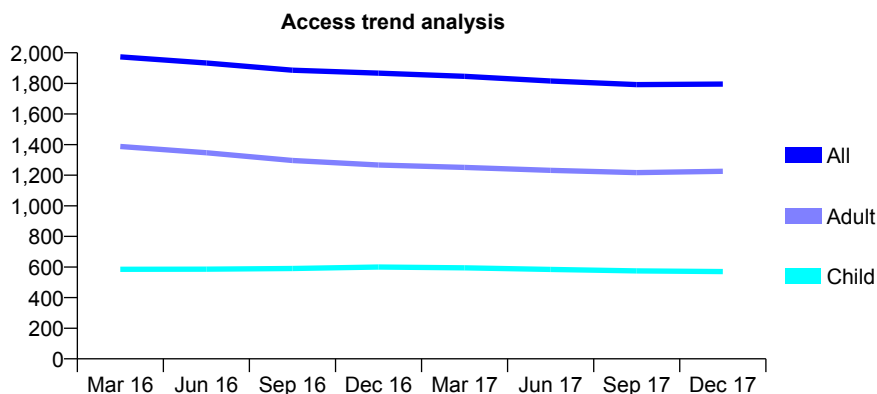
Q63 - Vital Signs At a Glance Contract Report for 158461/0001 - December 2017

Name or company name	The Mullally Dental Practice Ltd
Contract type name	GDS Contract
Purpose of contract	General
Contract start date	01/07/2008
Contract end date	

17/18 Contracted general activity (UDA)	6,944
Carry forward general activity (UDA)	-139
17/18 Contracted orthodontic activity (UOA)	0
Carry forward orthodontic activity (UOA)	0
Baseline contract value	£206,165.96

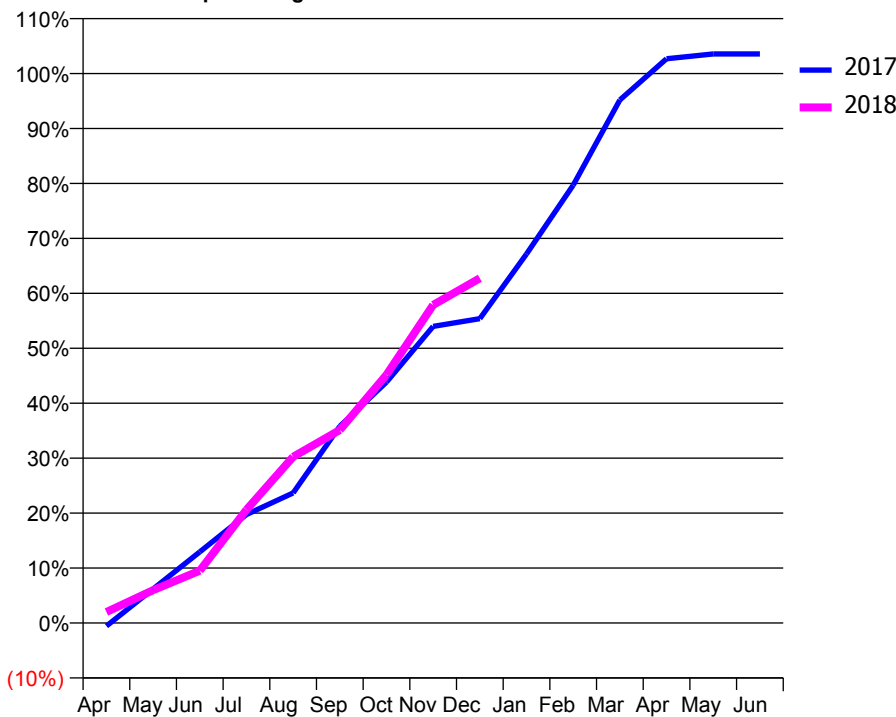
ACCESS*

Patients seen in 24 months	Total	Change since previous quarter
Quarter ending December 2016	1,867	
Quarter ending March 2017	1,846	↓
Quarter ending June 2017	1,816	↓
Quarter ending September 2017	1,792	↓
Quarter ending December 2017	1,796	→
Variance since December 2016	(3.8%)	↓



ACTIVITY

Cumulative percentage of contracted UDA delivered 2017 & 2018



Month	Adjusted Scheduled Activity (UDA)	
	2017	2018
April	-39	139
May	431	415
June	899	662
July	1,371	1,431
August	1,643	2,101
September	2,487	2,439
October	3,044	3,136
November	3,748	4,020
December	3,845	4,356
January	4,663	
February	5,534	
March	6,610	
April	7,130	
May	7,191	
June	7,191	

QUALITY

	Quantity	Base Number	Contract	AT	Region	England
% of FP17s for the same patient ID Re-attending within 3 months - Children	36	413	8.7%	10.2%	11.6%	12.0%
% of FP17s for the same patient ID Re-attending within 3 months - Adults	104	815	12.8%	15.3%	16.7%	15.9%
% of FP17s for the same patient ID Re-attending between 3 & 9 months - Children	121	413	29.3%	48.0%	47.3%	58.0%
% of FP17s for the same patient ID Re-attending between 3 & 9 months - Adults	215	815	26.4%	38.2%	38.3%	50.5%
% of FP17s for Band 1 Urgent Courses	1	1,064	0.1%	10.0%	10.5%	9.0%
% of FP17s Relating to Free Repair or Replacements	4	1,064	0.4%	0.6%	0.6%	0.8%
% of FP17s Relating to Continuations	30	1,064	2.8%	0.9%	0.8%	1.1%
% of Patients satisfied with the dentistry they have received	3	3	N/A	90.0%	89.0%	91.5%
% of Patients satisfied with the time they had to wait for an appointment	2	3	N/A	87.4%	84.2%	87.9%

* This is based on patients treated on this contract for their most recent course of treatment. Figures in italics indicate the base number of FP17s or Patient Questionnaire responses are less than 100. N/A is shown where the base number of responses is less than 10 during the period. % is calculated as Quantity/Base number*100

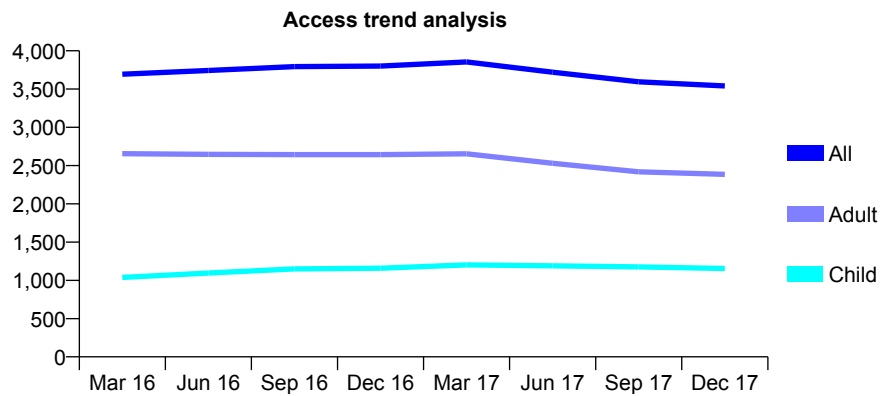
Q63 - Vital Signs At a Glance Contract Report for 158879/0001 - December 2017

Name or company name	Woodside Dental Clinic
Contract type name	GDS Contract
Purpose of contract	General
Contract start date	20/06/2011
Contract end date	

17/18 Contracted general activity (UDA)	6,523
Carry forward general activity (UDA)	-130
17/18 Contracted orthodontic activity (UOA)	0
Carry forward orthodontic activity (UOA)	0
Baseline contract value	£170,150.53

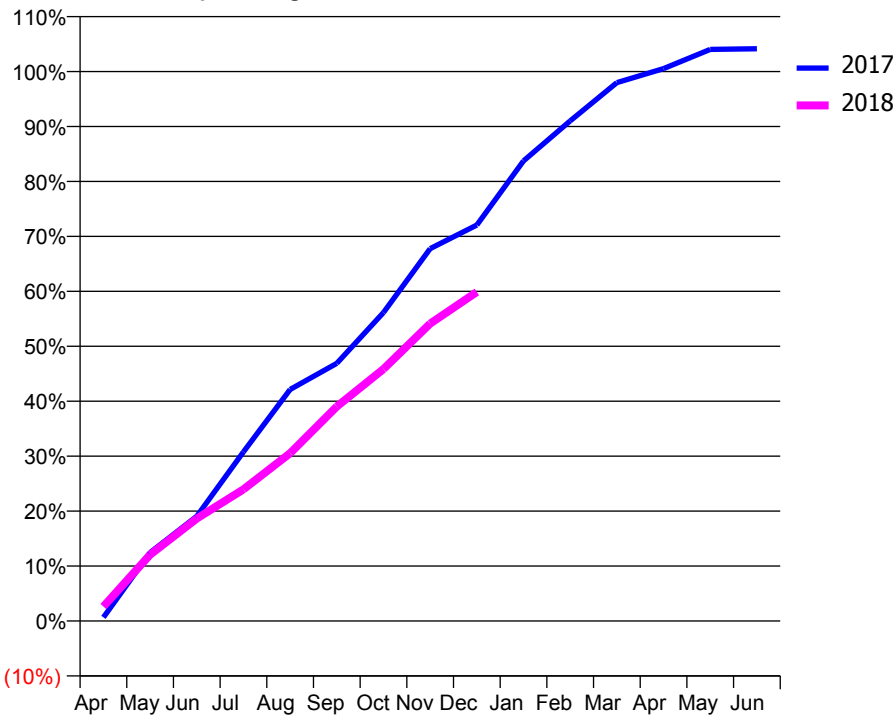
ACCESS*

Patients seen in 24 months	Total	Change since previous quarter
Quarter ending December 2016	3,801	
Quarter ending March 2017	3,855	→
Quarter ending June 2017	3,720	↓
Quarter ending September 2017	3,594	↓
Quarter ending December 2017	3,541	↓
Variance since December 2016	(6.8%)	↓



ACTIVITY

Cumulative percentage of contracted UDA delivered 2017 & 2018



Month	Adjusted Scheduled Activity (UDA)	
	2017	2018
April	44	172
May	813	787
June	1,243	1,216
July	2,007	1,563
August	2,749	1,992
September	3,060	2,546
October	3,662	2,991
November	4,421	3,531
December	4,701	3,906
January	5,462	
February	5,936	
March	6,391	
April	6,557	
May	6,786	
June	6,793	

QUALITY

	Quantity	Base Number	Contract	AT	Region	England
% of FP17s for the same patient ID Re-attending within 3 months - Children	47	926	5.1%	10.2%	11.6%	12.0%
% of FP17s for the same patient ID Re-attending within 3 months - Adults	164	1,534	10.7%	15.3%	16.7%	15.9%
% of FP17s for the same patient ID Re-attending between 3 & 9 months - Children	505	926	54.5%	48.0%	47.3%	58.0%
% of FP17s for the same patient ID Re-attending between 3 & 9 months - Adults	542	1,534	35.3%	38.2%	38.3%	50.5%
% of FP17s for Band 1 Urgent Courses	179	2,168	8.3%	10.0%	10.5%	9.0%
% of FP17s Relating to Free Repair or Replacements	1	2,168	0.0%	0.6%	0.6%	0.8%
% of FP17s Relating to Continuations	4	2,168	0.2%	0.9%	0.8%	1.1%
% of Patients satisfied with the dentistry they have received	2	2	N/A	90.0%	89.0%	91.5%
% of Patients satisfied with the time they had to wait for an appointment	2	2	N/A	87.4%	84.2%	87.9%

* This is based on patients treated on this contract for their most recent course of treatment. Figures in italics indicate the base number of FP17s or Patient Questionnaire responses are less than 100. N/A is shown where the base number of responses is less than 10 during the period. % is calculated as Quantity/Base number*100

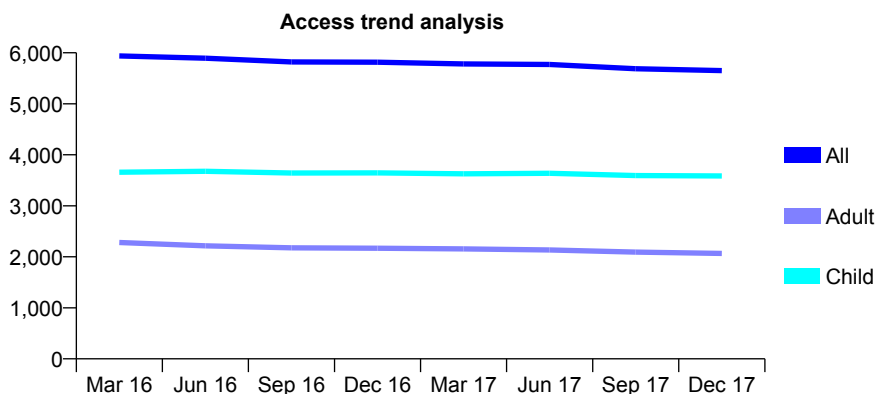
Q63 - Vital Signs At a Glance Contract Report for 159247/0001 - December 2017

Name or company name	Half Moon Dental Centre Ltd
Contract type name	GDS Contract
Purpose of contract	General
Contract start date	01/04/2013
Contract end date	

17/18 Contracted general activity (UDA)	11,000
Carry forward general activity (UDA)	0
17/18 Contracted orthodontic activity (UOA)	0
Carry forward orthodontic activity (UOA)	0
Baseline contract value	£257,226.56

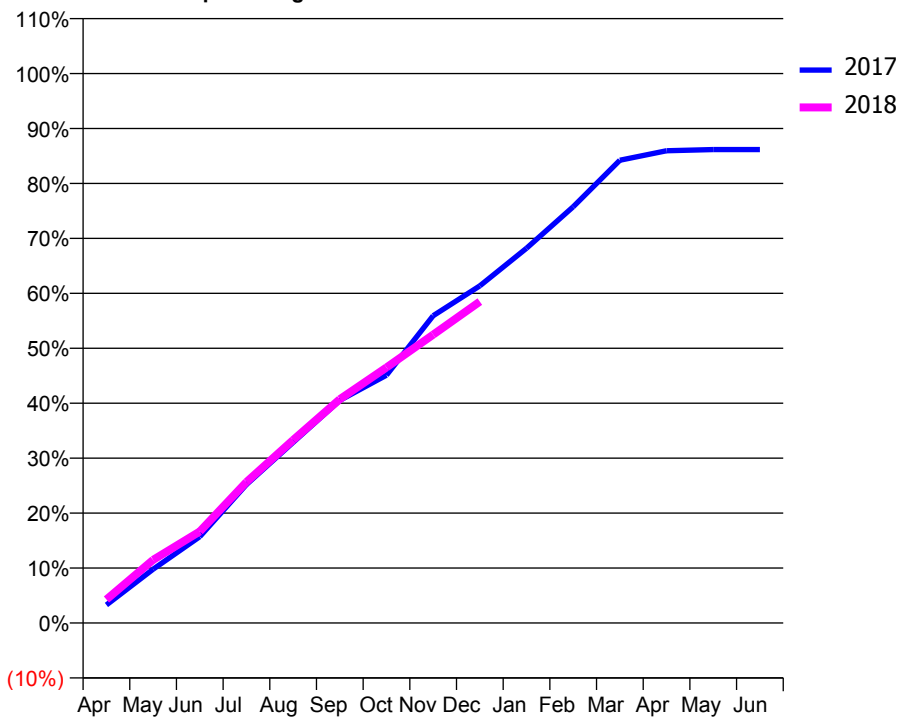
ACCESS*

Patients seen in 24 months	Total	Change since previous quarter
Quarter ending December 2016	5,816	
Quarter ending March 2017	5,783	→
Quarter ending June 2017	5,771	→
Quarter ending September 2017	5,687	↓
Quarter ending December 2017	5,652	→
Variance since December 2016	(2.8%)	↓



ACTIVITY

Cumulative percentage of contracted UDA delivered 2017 & 2018



Month	Adjusted Scheduled Activity (UDA)	
	2017	2018
April	363	472
May	1,076	1,263
June	1,730	1,832
July	2,773	2,823
August	3,617	3,663
September	4,457	4,482
October	4,961	5,116
November	6,151	5,774
December	6,750	6,434
January	7,502	
February	8,332	
March	9,265	
April	9,454	
May	9,479	
June	9,479	

QUALITY

	Quantity	Base Number	Contract	AT	Region	England
% of FP17s for the same patient ID Re-attending within 3 months - Children	206	3,197	6.4%	10.2%	11.6%	12.0%
% of FP17s for the same patient ID Re-attending within 3 months - Adults	108	1,571	6.9%	15.3%	16.7%	15.9%
% of FP17s for the same patient ID Re-attending between 3 & 9 months - Children	1,399	3,197	43.8%	48.0%	47.3%	58.0%
% of FP17s for the same patient ID Re-attending between 3 & 9 months - Adults	745	1,571	47.4%	38.2%	38.3%	50.5%
% of FP17s for Band 1 Urgent Courses	82	4,611	1.8%	10.0%	10.5%	9.0%
% of FP17s Relating to Free Repair or Replacements	11	4,611	0.2%	0.6%	0.6%	0.8%
% of FP17s Relating to Continuations	12	4,611	0.3%	0.9%	0.8%	1.1%
% of Patients satisfied with the dentistry they have received	5	5	N/A	90.0%	89.0%	91.5%
% of Patients satisfied with the time they had to wait for an appointment	5	5	N/A	87.4%	84.2%	87.9%

* This is based on patients treated on this contract for their most recent course of treatment. Figures in italics indicate the base number of FP17s or Patient Questionnaire responses are less than 100. N/A is shown where the base number of responses is less than 10 during the period. % is calculated as Quantity/Base number*100

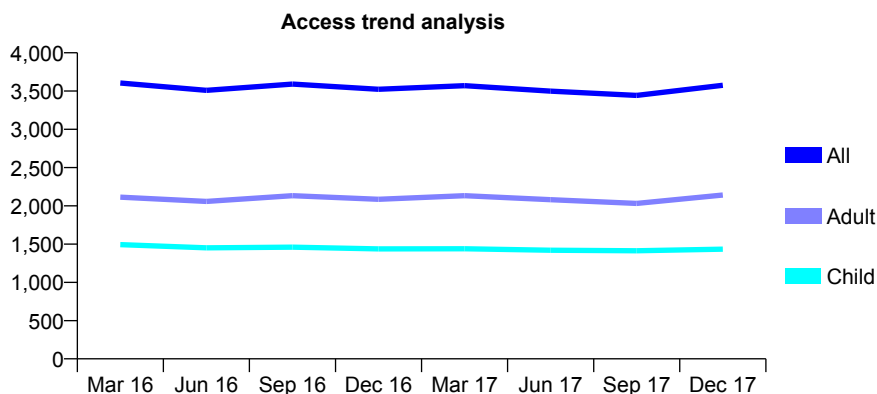
Q63 - Vital Signs At a Glance Contract Report for 160113/0001 - December 2017

Name or company name	Townley Road Dental Practice
Contract type name	GDS Contract
Purpose of contract	General
Contract start date	01/01/2013
Contract end date	

17/18 Contracted general activity (UDA)	10,000
Carry forward general activity (UDA)	25
17/18 Contracted orthodontic activity (UOA)	0
Carry forward orthodontic activity (UOA)	0
Baseline contract value	£243,126.57

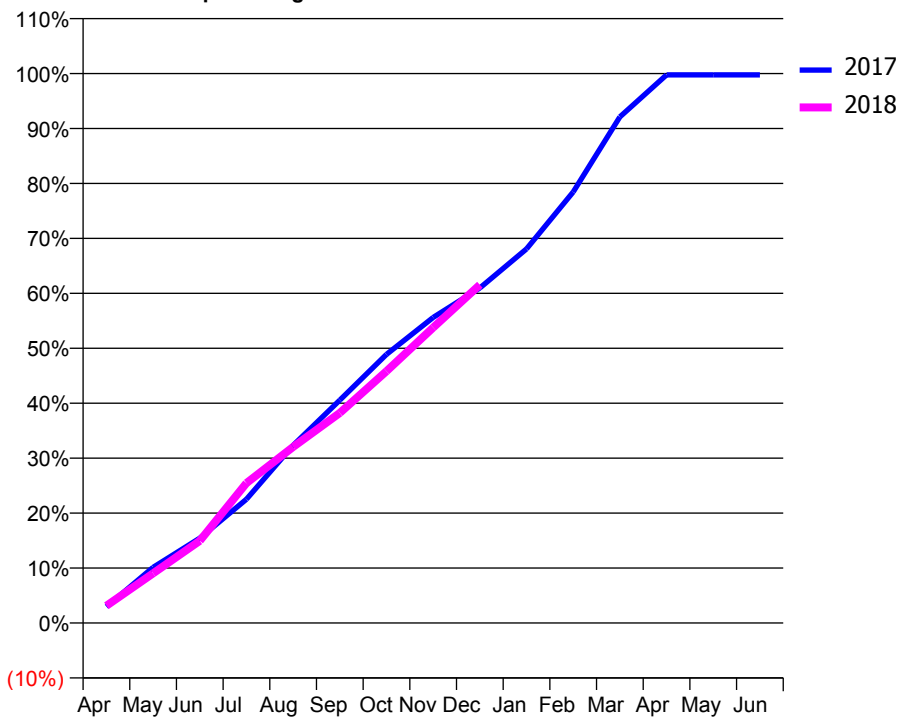
ACCESS*

Patients seen in 24 months	Total	Change since previous quarter
Quarter ending December 2016	3,523	
Quarter ending March 2017	3,571	→
Quarter ending June 2017	3,499	↓
Quarter ending September 2017	3,443	↓
Quarter ending December 2017	3,575	↑
Variance since December 2016	1.5%	→



ACTIVITY

Cumulative percentage of contracted UDA delivered 2017 & 2018



Month	Adjusted Scheduled Activity (UDA)	
	2017	2018
April	298	313
May	1,013	903
June	1,544	1,496
July	2,253	2,546
August	3,233	3,206
September	4,057	3,823
October	4,889	4,583
November	5,561	5,376
December	6,098	6,155
January	6,807	
February	7,844	
March	9,210	
April	9,975	
May	9,975	
June	9,975	

QUALITY

	Quantity	Base Number	Contract	AT	Region	England
% of FP17s for the same patient ID Re-attending within 3 months - Children	72	1,166	6.2%	10.2%	11.6%	12.0%
% of FP17s for the same patient ID Re-attending within 3 months - Adults	299	1,657	18.0%	15.3%	16.7%	15.9%
% of FP17s for the same patient ID Re-attending between 3 & 9 months - Children	431	1,166	37.0%	48.0%	47.3%	58.0%
% of FP17s for the same patient ID Re-attending between 3 & 9 months - Adults	517	1,657	31.2%	38.2%	38.3%	50.5%
% of FP17s for Band 1 Urgent Courses	233	2,659	8.8%	10.0%	10.5%	9.0%
% of FP17s Relating to Free Repair or Replacements	14	2,659	0.5%	0.6%	0.6%	0.8%
% of FP17s Relating to Continuations	66	2,659	2.5%	0.9%	0.8%	1.1%
% of Patients satisfied with the dentistry they have received	3	3	N/A	90.0%	89.0%	91.5%
% of Patients satisfied with the time they had to wait for an appointment	3	3	N/A	87.4%	84.2%	87.9%

* This is based on patients treated on this contract for their most recent course of treatment. Figures in italics indicate the base number of FP17s or Patient Questionnaire responses are less than 100. N/A is shown where the base number of responses is less than 10 during the period. % is calculated as Quantity/Base number*100

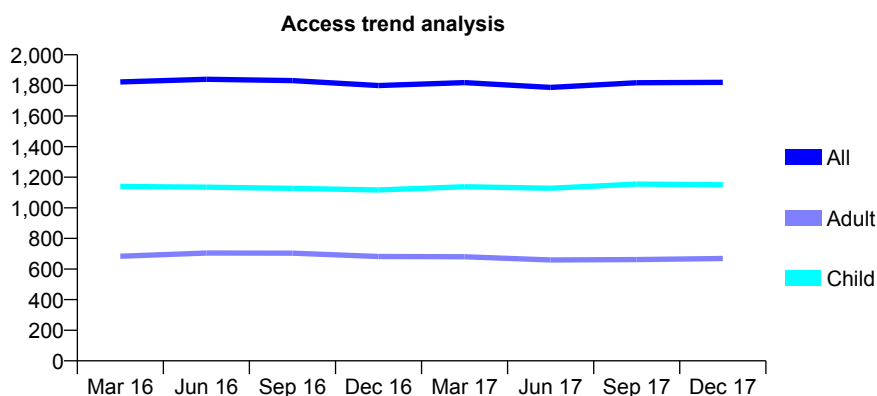
Q63 - Vital Signs At a Glance Contract Report for 160989/0001 - December 2017

Name or company name	Mr S Perry and Mrs S Perry
Contract type name	GDS Contract
Purpose of contract	General
Contract start date	01/08/2009
Contract end date	

17/18 Contracted general activity (UDA)	5,092
Carry forward general activity (UDA)	0
17/18 Contracted orthodontic activity (UOA)	0
Carry forward orthodontic activity (UOA)	0
Baseline contract value	£122,360.14

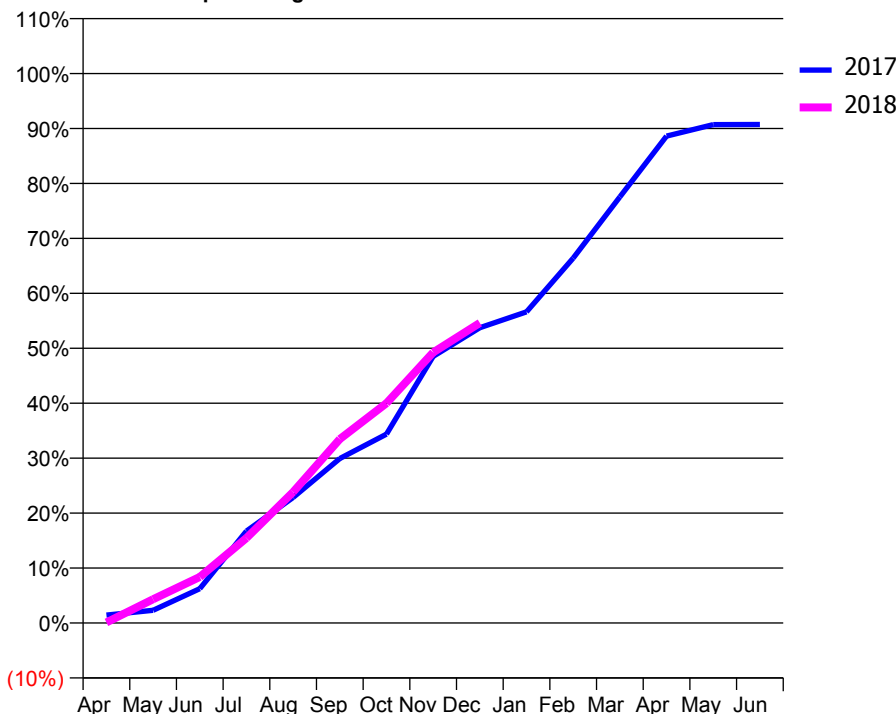
ACCESS*

Patients seen in 24 months	Total	Change since previous quarter
Quarter ending December 2016	1,799	
Quarter ending March 2017	1,818	→
Quarter ending June 2017	1,787	↓
Quarter ending September 2017	1,817	→
Quarter ending December 2017	1,820	→
Variance since December 2016	1.2%	→



ACTIVITY

Cumulative percentage of contracted UDA delivered 2017 & 2018



Month	Adjusted Scheduled Activity (UDA)	
	2017	2018
April	73	6
May	118	220
June	318	426
July	851	788
August	1,163	1,214
September	1,524	1,705
October	1,750	2,036
November	2,471	2,508
December	2,736	2,781
January	2,884	
February	3,381	
March	3,949	
April	4,512	
May	4,618	
June	4,619	

QUALITY

	Quantity	Base Number	Contract	AT	Region	England
% of FP17s for the same patient ID Re-attending within 3 months - Children	111	1,406	7.9%	10.2%	11.6%	12.0%
% of FP17s for the same patient ID Re-attending within 3 months - Adults	94	560	16.8%	15.3%	16.7%	15.9%
% of FP17s for the same patient ID Re-attending between 3 & 9 months - Children	945	1,406	67.2%	48.0%	47.3%	58.0%
% of FP17s for the same patient ID Re-attending between 3 & 9 months - Adults	283	560	50.5%	38.2%	38.3%	50.5%
% of FP17s for Band 1 Urgent Courses	83	1,615	5.1%	10.0%	10.5%	9.0%
% of FP17s Relating to Free Repair or Replacements	0	1,615	0.0%	0.6%	0.6%	0.8%
% of FP17s Relating to Continuations	1	1,615	0.1%	0.9%	0.8%	1.1%
% of Patients satisfied with the dentistry they have received	0	0	N/A	90.0%	89.0%	91.5%
% of Patients satisfied with the time they had to wait for an appointment	0	0	N/A	87.4%	84.2%	87.9%

* This is based on patients treated on this contract for their most recent course of treatment. Figures in italics indicate the base number of FP17s or Patient Questionnaire responses are less than 100. N/A is shown where the base number of responses is less than 10 during the period. % is calculated as Quantity/Base number*100

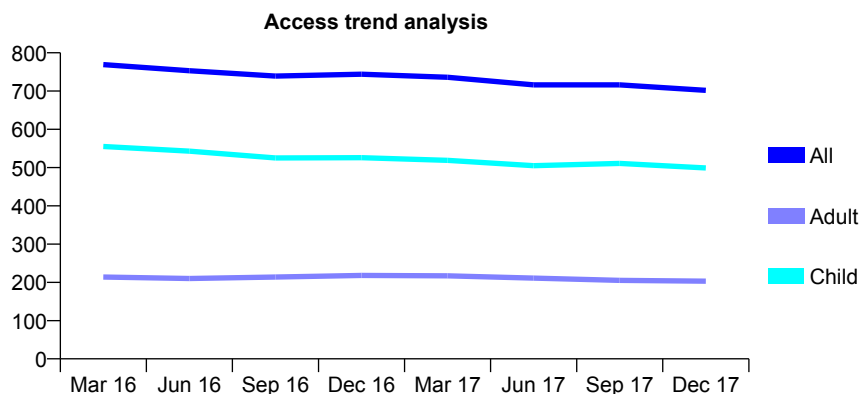
Q63 - Vital Signs At a Glance Contract Report for 161020/0001 - December 2017

Name or company name	Kingston Hill Dental Practice
Contract type name	GDS Contract
Purpose of contract	General
Contract start date	01/04/2010
Contract end date	

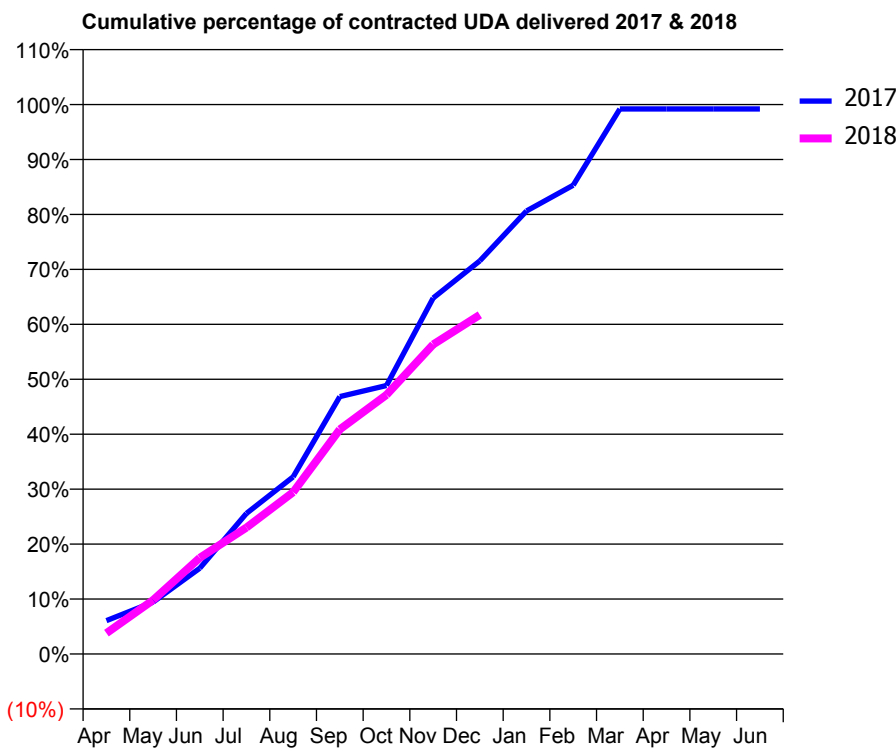
17/18 Contracted general activity (UDA)	1,500
Carry forward general activity (UDA)	12
17/18 Contracted orthodontic activity (UOA)	0
Carry forward orthodontic activity (UOA)	0
Baseline contract value	£35,541.08

ACCESS*

Patients seen in 24 months	Total	Change since previous quarter
Quarter ending December 2016	744	
Quarter ending March 2017	736	↓
Quarter ending June 2017	716	↓
Quarter ending September 2017	716	→
Quarter ending December 2017	702	↓
Variance since December 2016	(5.6%)	↓



ACTIVITY



Month	Adjusted Scheduled Activity (UDA)	
	2017	2018
April	91	57
May	142	147
June	234	263
July	384	345
August	483	442
September	703	613
October	733	707
November	972	845
December	1,073	926
January	1,209	
February	1,280	
March	1,488	
April	1,488	
May	1,488	
June	1,488	

QUALITY

	Quantity	Base Number	Contract	AT	Region	England
% of FP17s for the same patient ID Re-attending within 3 months - Children	43	501	8.6%	10.2%	11.6%	12.0%
% of FP17s for the same patient ID Re-attending within 3 months - Adults	9	101	8.9%	15.3%	16.7%	15.9%
% of FP17s for the same patient ID Re-attending between 3 & 9 months - Children	286	501	57.1%	48.0%	47.3%	58.0%
% of FP17s for the same patient ID Re-attending between 3 & 9 months - Adults	45	101	44.6%	38.2%	38.3%	50.5%
% of FP17s for Band 1 Urgent Courses	19	602	3.2%	10.0%	10.5%	9.0%
% of FP17s Relating to Free Repair or Replacements	0	602	0.0%	0.6%	0.6%	0.8%
% of FP17s Relating to Continuations	0	602	0.0%	0.9%	0.8%	1.1%
% of Patients satisfied with the dentistry they have received	1	1	N/A	90.0%	89.0%	91.5%
% of Patients satisfied with the time they had to wait for an appointment	1	1	N/A	87.4%	84.2%	87.9%

* This is based on patients treated on this contract for their most recent course of treatment. Figures in italics indicate the base number of FP17s or Patient Questionnaire responses are less than 100. N/A is shown where the base number of responses is less than 10 during the period. % is calculated as Quantity/Base number*100

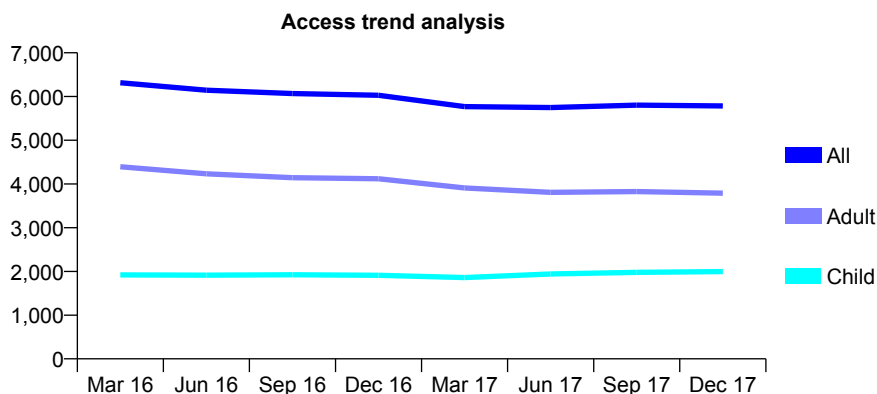
Q63 - Vital Signs At a Glance Contract Report for 163945/0001 - December 2017

Name or company name	Wandsworth Town Dental Practice Limited
Contract type name	GDS Contract
Purpose of contract	General
Contract start date	10/10/2011
Contract end date	

17/18 Contracted general activity (UDA)	18,500
Carry forward general activity (UDA)	-370
17/18 Contracted orthodontic activity (UOA)	0
Carry forward orthodontic activity (UOA)	0
Baseline contract value	£528,455.55

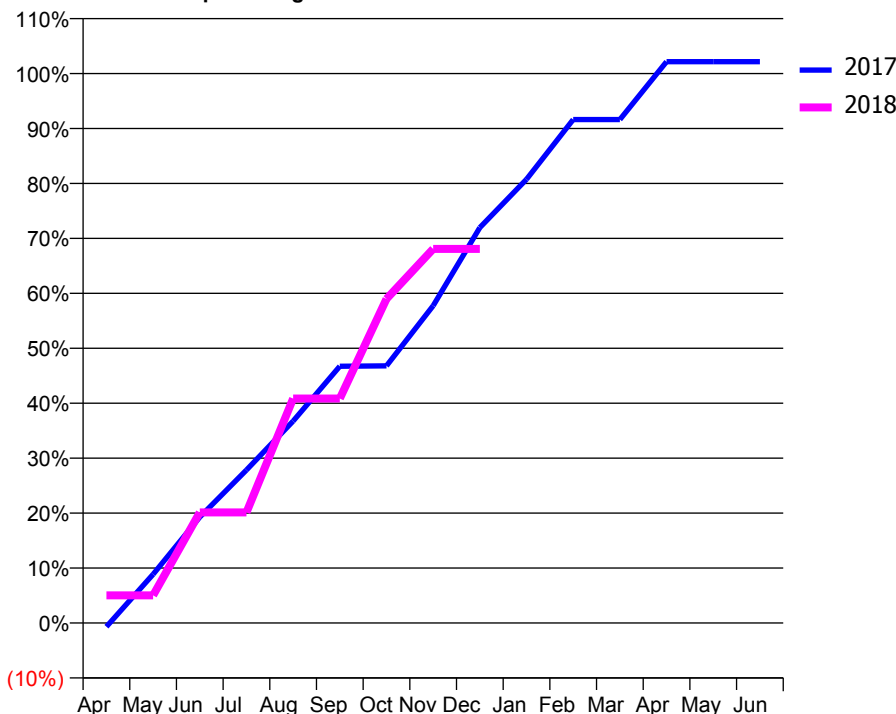
ACCESS*

Patients seen in 24 months	Total	Change since previous quarter
Quarter ending December 2016	6,030	
Quarter ending March 2017	5,768	↓
Quarter ending June 2017	5,749	→
Quarter ending September 2017	5,803	→
Quarter ending December 2017	5,786	→
Variance since December 2016	(4.0%)	↓



ACTIVITY

Cumulative percentage of contracted UDA delivered 2017 & 2018



Month	Adjusted Scheduled Activity (UDA)	
	2017	2018
April	-129	931
May	1,639	931
June	3,567	3,724
July	5,150	3,724
August	6,801	7,557
September	8,645	7,560
October	8,657	10,910
November	10,681	12,594
December	13,313	12,594
January	14,939	
February	16,951	
March	16,951	
April	18,897	
May	18,897	
June	18,898	

QUALITY

	Quantity	Base Number	Contract	AT	Region	England
% of FP17s for the same patient ID Re-attending within 3 months - Children	173	1,677	10.3%	10.2%	11.6%	12.0%
% of FP17s for the same patient ID Re-attending within 3 months - Adults	682	2,990	22.8%	15.3%	16.7%	15.9%
% of FP17s for the same patient ID Re-attending between 3 & 9 months - Children	343	1,677	20.5%	48.0%	47.3%	58.0%
% of FP17s for the same patient ID Re-attending between 3 & 9 months - Adults	522	2,990	17.5%	38.2%	38.3%	50.5%
% of FP17s for Band 1 Urgent Courses	1,172	3,891	30.1%	10.0%	10.5%	9.0%
% of FP17s Relating to Free Repair or Replacements	0	3,891	0.0%	0.6%	0.6%	0.8%
% of FP17s Relating to Continuations	0	3,891	0.0%	0.9%	0.8%	1.1%
% of Patients satisfied with the dentistry they have received	1	1	N/A	90.0%	89.0%	91.5%
% of Patients satisfied with the time they had to wait for an appointment	0	1	N/A	87.4%	84.2%	87.9%

* This is based on patients treated on this contract for their most recent course of treatment. Figures in italics indicate the base number of FP17s or Patient Questionnaire responses are less than 100. N/A is shown where the base number of responses is less than 10 during the period. % is calculated as Quantity/Base number*100

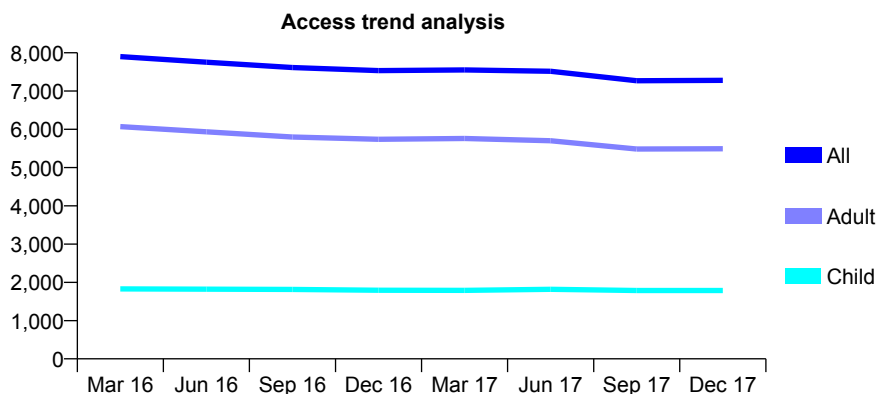
Q63 - Vital Signs At a Glance Contract Report for 164151/0001 - December 2017

Name or company name	The Crystal Palace Dental Centre
Contract type name	GDS Contract
Purpose of contract	General
Contract start date	01/04/2006
Contract end date	

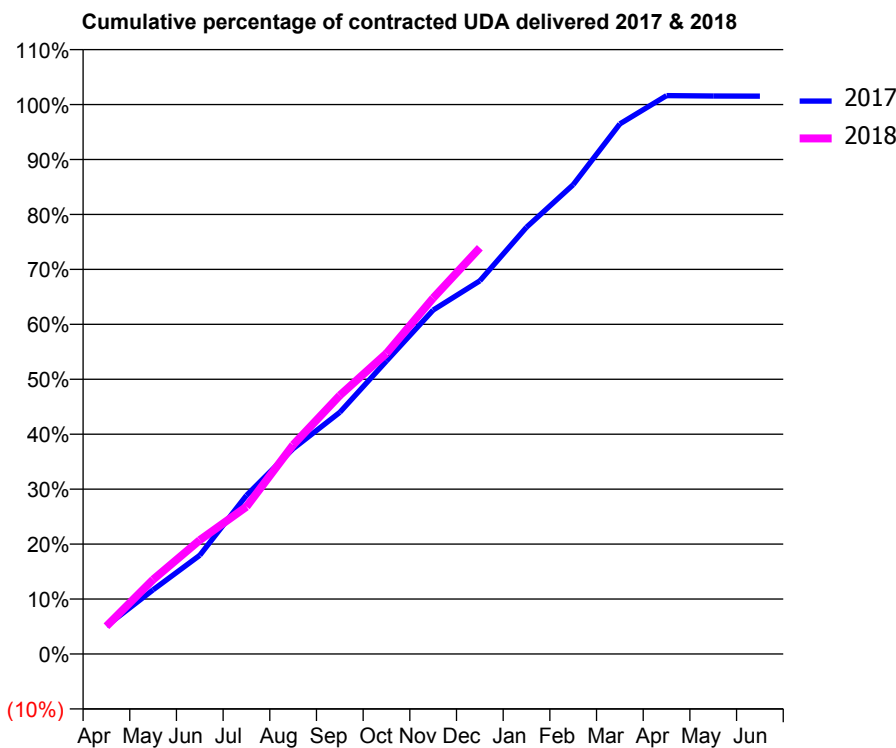
17/18 Contracted general activity (UDA)	16,490
Carry forward general activity (UDA)	-251
17/18 Contracted orthodontic activity (UOA)	0
Carry forward orthodontic activity (UOA)	0
Baseline contract value	£461,960.51

ACCESS*

Patients seen in 24 months	Total	Change since previous quarter
Quarter ending December 2016	7,535	
Quarter ending March 2017	7,551	→
Quarter ending June 2017	7,518	→
Quarter ending September 2017	7,270	↓
Quarter ending December 2017	7,280	→
Variance since December 2016	(3.4%)	↓



ACTIVITY



Month	Adjusted Scheduled Activity (UDA)	
	2017	2018
April	844	833
May	1,928	2,234
June	2,962	3,417
July	4,760	4,418
August	6,159	6,277
September	7,254	7,760
October	8,793	9,021
November	10,321	10,684
December	11,200	12,190
January	12,806	
February	14,083	
March	15,909	
April	16,757	
May	16,745	
June	16,741	

QUALITY

	Quantity	Base Number	Contract	AT	Region	England
% of FP17s for the same patient ID Re-attending within 3 months - Children	104	1,426	7.3%	10.2%	11.6%	12.0%
% of FP17s for the same patient ID Re-attending within 3 months - Adults	425	3,791	11.2%	15.3%	16.7%	15.9%
% of FP17s for the same patient ID Re-attending between 3 & 9 months - Children	430	1,426	30.2%	48.0%	47.3%	58.0%
% of FP17s for the same patient ID Re-attending between 3 & 9 months - Adults	1,022	3,791	27.0%	38.2%	38.3%	50.5%
% of FP17s for Band 1 Urgent Courses	535	4,939	10.8%	10.0%	10.5%	9.0%
% of FP17s Relating to Free Repair or Replacements	63	4,939	1.3%	0.6%	0.6%	0.8%
% of FP17s Relating to Continuations	20	4,939	0.4%	0.9%	0.8%	1.1%
% of Patients satisfied with the dentistry they have received	1	1	N/A	90.0%	89.0%	91.5%
% of Patients satisfied with the time they had to wait for an appointment	1	1	N/A	87.4%	84.2%	87.9%

* This is based on patients treated on this contract for their most recent course of treatment. Figures in italics indicate the base number of FP17s or Patient Questionnaire responses are less than 100. N/A is shown where the base number of responses is less than 10 during the period. % is calculated as Quantity/Base number*100

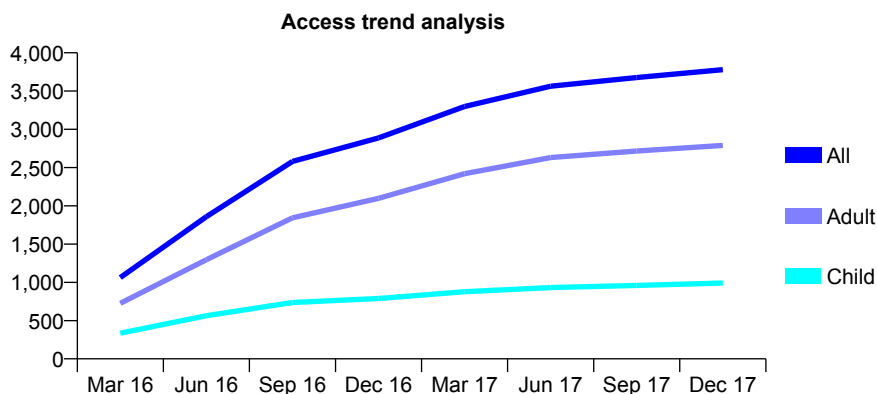
Q63 - Vital Signs At a Glance Contract Report for 164828/0001 - December 2017

Name or company name	2 Green Smile Ltd
Contract type name	GDS Contract
Purpose of contract	General
Contract start date	01/11/2015
Contract end date	

17/18 Contracted general activity (UDA)	7,750
Carry forward general activity (UDA)	-36
17/18 Contracted orthodontic activity (UOA)	0
Carry forward orthodontic activity (UOA)	0
Baseline contract value	£201,728.31

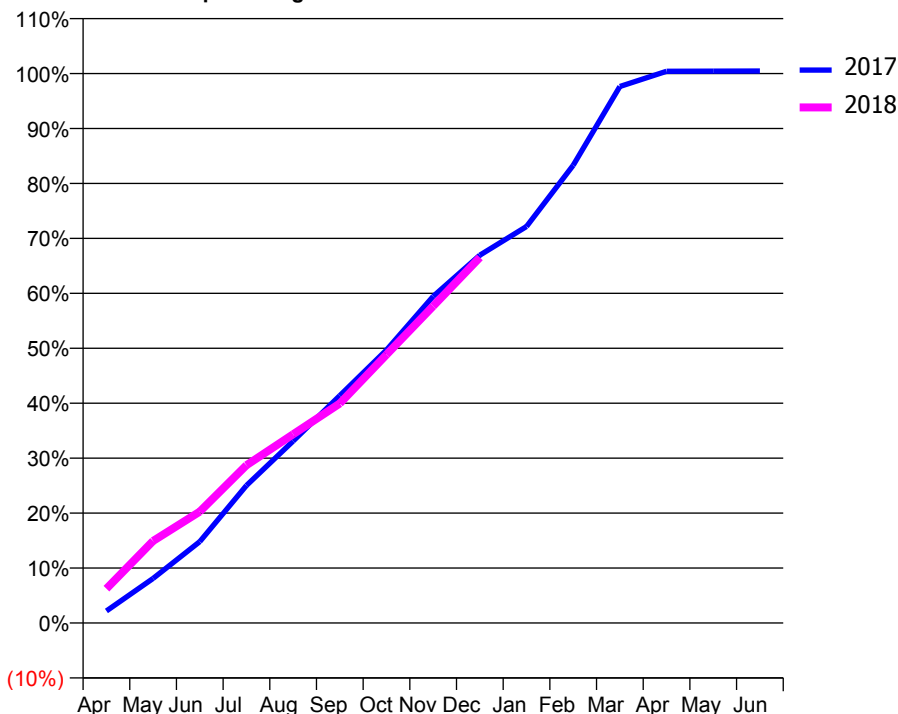
ACCESS*

Patients seen in 24 months	Total	Change since previous quarter
Quarter ending December 2016	2,887	
Quarter ending March 2017	3,298	↑
Quarter ending June 2017	3,563	↑
Quarter ending September 2017	3,676	↑
Quarter ending December 2017	3,779	↑
Variance since December 2016	30.9%	↑



ACTIVITY

Cumulative percentage of contracted UDA delivered 2017 & 2018



Month	Adjusted Scheduled Activity (UDA)	
	2017	2018
April	170	485
May	628	1,157
June	1,148	1,571
July	1,940	2,226
August	2,566	2,661
September	3,207	3,096
October	3,851	3,785
November	4,606	4,470
December	5,187	5,156
January	5,592	
February	6,455	
March	7,566	
April	7,781	
May	7,783	
June	7,786	

QUALITY

	Quantity	Base Number	Contract	AT	Region	England
% of FP17s for the same patient ID Re-attending within 3 months - Children	36	789	4.6%	10.2%	11.6%	12.0%
% of FP17s for the same patient ID Re-attending within 3 months - Adults	282	1,955	14.4%	15.3%	16.7%	15.9%
% of FP17s for the same patient ID Re-attending between 3 & 9 months - Children	411	789	52.1%	48.0%	47.3%	58.0%
% of FP17s for the same patient ID Re-attending between 3 & 9 months - Adults	497	1,955	25.4%	38.2%	38.3%	50.5%
% of FP17s for Band 1 Urgent Courses	252	2,276	11.1%	10.0%	10.5%	9.0%
% of FP17s Relating to Free Repair or Replacements	14	2,276	0.6%	0.6%	0.6%	0.8%
% of FP17s Relating to Continuations	4	2,276	0.2%	0.9%	0.8%	1.1%
% of Patients satisfied with the dentistry they have received	3	3	N/A	90.0%	89.0%	91.5%
% of Patients satisfied with the time they had to wait for an appointment	2	3	N/A	87.4%	84.2%	87.9%

* This is based on patients treated on this contract for their most recent course of treatment. Figures in italics indicate the base number of FP17s or Patient Questionnaire responses are less than 100. N/A is shown where the base number of responses is less than 10 during the period. % is calculated as Quantity/Base number*100

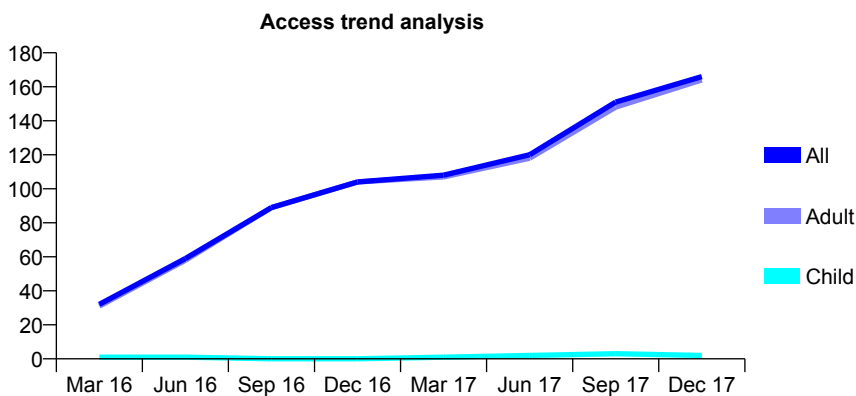
Q63 - Vital Signs At a Glance Contract Report for 164828/0002 - December 2017

Name or company name	2 Green Smile Ltd
Contract type name	PDS Contract
Purpose of contract	General
Contract start date	01/11/2015
Contract end date	31/03/2018

17/18 Contracted general activity (UDA)	375
Carry forward general activity (UDA)	9
17/18 Contracted orthodontic activity (UOA)	0
Carry forward orthodontic activity (UOA)	0
Baseline contract value	£20,384.51

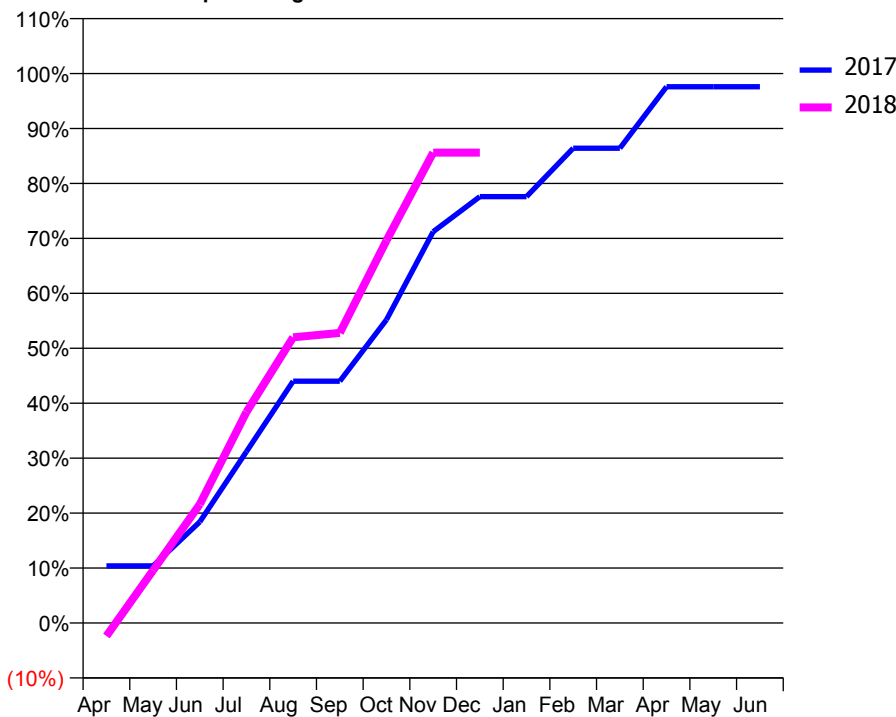
ACCESS*

Patients seen in 24 months	Total	Change since previous quarter
Quarter ending December 2016	104	
Quarter ending March 2017	108	↑
Quarter ending June 2017	120	↑
Quarter ending September 2017	151	↑
Quarter ending December 2017	166	↑
Variance since December 2016	59.6%	↑



ACTIVITY

Cumulative percentage of contracted UDA delivered 2017 & 2018



Month	Adjusted Scheduled Activity (UDA)	
	2017	2018
April	39	-9
May	39	36
June	69	81
July	117	144
August	165	195
September	165	198
October	207	261
November	267	321
December	291	321
January	291	
February	324	
March	324	
April	366	
May	366	
June	366	

QUALITY

	Quantity	Base Number	Contract	AT	Region	England
% of FP17s for the same patient ID Re-attending within 3 months - Children	0	3	0.0%	10.2%	11.6%	12.0%
% of FP17s for the same patient ID Re-attending within 3 months - Adults	1	121	0.8%	15.3%	16.7%	15.9%
% of FP17s for the same patient ID Re-attending between 3 & 9 months - Children	0	3	0.0%	48.0%	47.3%	58.0%
% of FP17s for the same patient ID Re-attending between 3 & 9 months - Adults	1	121	0.8%	38.2%	38.3%	50.5%
% of FP17s for Band 1 Urgent Courses	0	110	0.0%	10.0%	10.5%	9.0%
% of FP17s Relating to Free Repair or Replacements	0	110	0.0%	0.6%	0.6%	0.8%
% of FP17s Relating to Continuations	0	110	0.0%	0.9%	0.8%	1.1%
% of Patients satisfied with the dentistry they have received	0	0	N/A	90.0%	89.0%	91.5%
% of Patients satisfied with the time they had to wait for an appointment	0	0	N/A	87.4%	84.2%	87.9%

* This is based on patients treated on this contract for their most recent course of treatment. Figures in italics indicate the base number of FP17s or Patient Questionnaire responses are less than 100. N/A is shown where the base number of responses is less than 10 during the period. % is calculated as Quantity/Base number*100

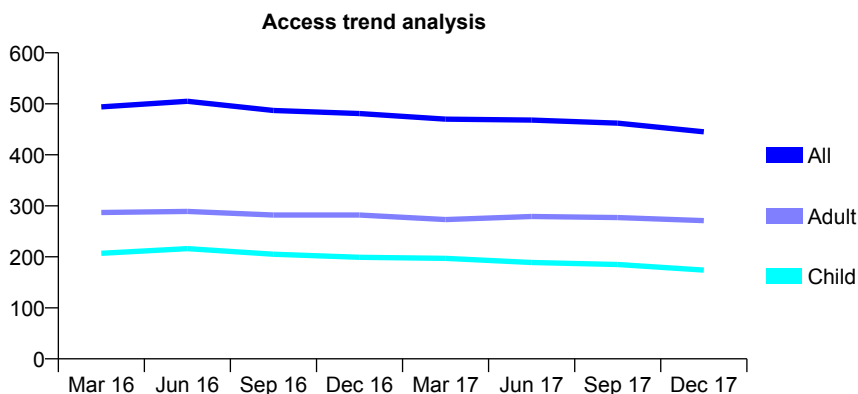
Q63 - Vital Signs At a Glance Contract Report for 164836/0001 - December 2017

Name or company name	R Mukherjee, P Gosai, D Patel, R Patel and
Contract type name	GDS Contract
Purpose of contract	General
Contract start date	10/03/2014
Contract end date	

17/18 Contracted general activity (UDA)	1,605
Carry forward general activity (UDA)	0
17/18 Contracted orthodontic activity (UOA)	0
Carry forward orthodontic activity (UOA)	0
Baseline contract value	£34,121.85

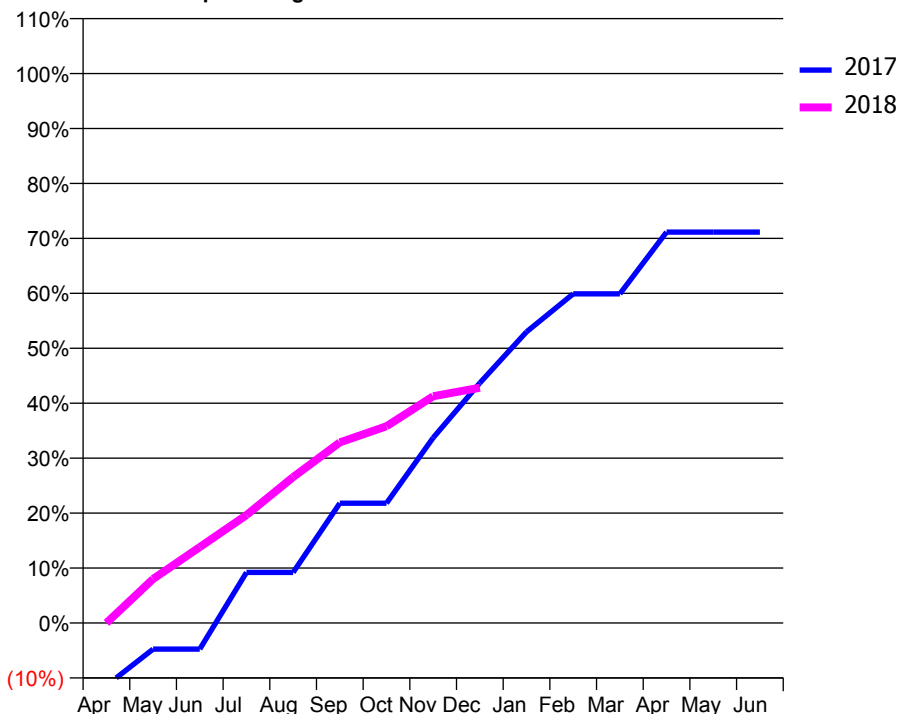
ACCESS*

Patients seen in 24 months	Total	Change since previous quarter
Quarter ending December 2016	481	
Quarter ending March 2017	470	↓
Quarter ending June 2017	468	→
Quarter ending September 2017	462	↓
Quarter ending December 2017	445	↓
Variance since December 2016	(7.5%)	↓



ACTIVITY

Cumulative percentage of contracted UDA delivered 2017 & 2018



Month	Adjusted Scheduled Activity (UDA)	
	2017	2018
April	-183	0
May	-77	129
June	-77	222
July	148	315
August	148	426
September	350	527
October	350	575
November	541	662
December	701	687
January	850	
February	961	
March	961	
April	1,142	
May	1,142	
June	1,142	

QUALITY

	Quantity	Base Number	Contract	AT	Region	England
% of FP17s for the same patient ID Re-attending within 3 months - Children	16	215	7.4%	10.2%	11.6%	12.0%
% of FP17s for the same patient ID Re-attending within 3 months - Adults	23	278	8.3%	15.3%	16.7%	15.9%
% of FP17s for the same patient ID Re-attending between 3 & 9 months - Children	129	215	60.0%	48.0%	47.3%	58.0%
% of FP17s for the same patient ID Re-attending between 3 & 9 months - Adults	160	278	57.6%	38.2%	38.3%	50.5%
% of FP17s for Band 1 Urgent Courses	12	400	3.0%	10.0%	10.5%	9.0%
% of FP17s Relating to Free Repair or Replacements	1	400	0.3%	0.6%	0.6%	0.8%
% of FP17s Relating to Continuations	2	400	0.5%	0.9%	0.8%	1.1%
% of Patients satisfied with the dentistry they have received	0	0	N/A	90.0%	89.0%	91.5%
% of Patients satisfied with the time they had to wait for an appointment	0	0	N/A	87.4%	84.2%	87.9%

* This is based on patients treated on this contract for their most recent course of treatment. Figures in italics indicate the base number of FP17s or Patient Questionnaire responses are less than 100. N/A is shown where the base number of responses is less than 10 during the period. % is calculated as Quantity/Base number*100

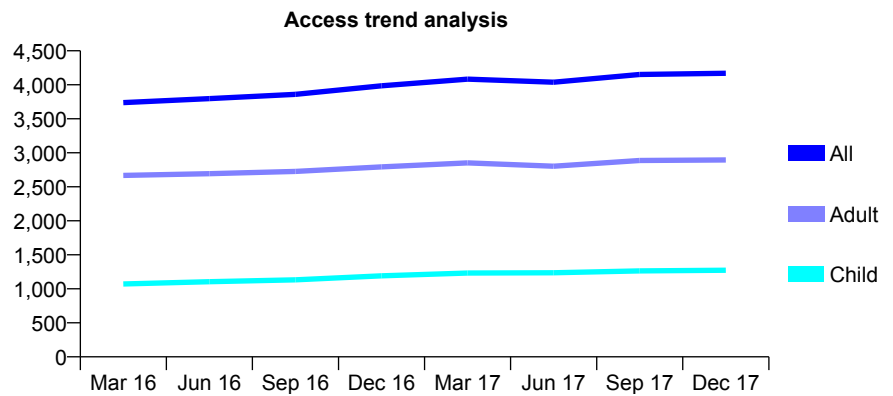
Q63 - Vital Signs At a Glance Contract Report for 164844/0001 - December 2017

Name or company name	Creekside Dental Practice
Contract type name	GDS Contract
Purpose of contract	General
Contract start date	01/04/2008
Contract end date	

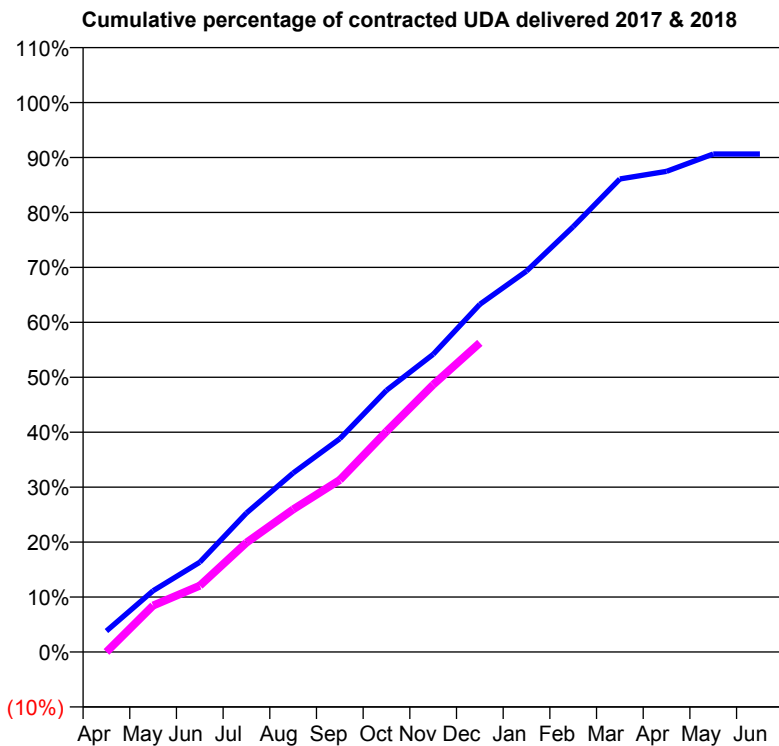
17/18 Contracted general activity (UDA)	20,574
Carry forward general activity (UDA)	0
17/18 Contracted orthodontic activity (UOA)	0
Carry forward orthodontic activity (UOA)	0
Baseline contract value	£579,692.43

ACCESS*

Patients seen in 24 months	Total	Change since previous quarter
Quarter ending December 2016	3,986	
Quarter ending March 2017	4,084	↑
Quarter ending June 2017	4,039	↓
Quarter ending September 2017	4,151	↑
Quarter ending December 2017	4,169	→
Variance since December 2016	4.6%	↑



ACTIVITY



Month	Adjusted Scheduled Activity (UDA)	
	2017	2018
April	787	0
May	2,296	1,742
June	3,364	2,482
July	5,204	4,097
August	6,705	5,340
September	7,985	6,444
October	9,798	8,261
November	11,146	10,007
December	13,021	11,574
January	14,259	
February	15,925	
March	17,714	
April	17,997	
May	18,647	
June	18,647	

QUALITY

	Quantity	Base Number	Contract	AT	Region	England
% of FP17s for the same patient ID Re-attending within 3 months - Children	99	1,190	8.3%	10.2%	11.6%	12.0%
% of FP17s for the same patient ID Re-attending within 3 months - Adults	357	2,250	15.9%	15.3%	16.7%	15.9%
% of FP17s for the same patient ID Re-attending between 3 & 9 months - Children	630	1,190	52.9%	48.0%	47.3%	58.0%
% of FP17s for the same patient ID Re-attending between 3 & 9 months - Adults	876	2,250	38.9%	38.2%	38.3%	50.5%
% of FP17s for Band 1 Urgent Courses	224	3,235	6.9%	10.0%	10.5%	9.0%
% of FP17s Relating to Free Repair or Replacements	17	3,235	0.5%	0.6%	0.6%	0.8%
% of FP17s Relating to Continuations	94	3,235	2.9%	0.9%	0.8%	1.1%
% of Patients satisfied with the dentistry they have received	2	2	N/A	90.0%	89.0%	91.5%
% of Patients satisfied with the time they had to wait for an appointment	2	2	N/A	87.4%	84.2%	87.9%

* This is based on patients treated on this contract for their most recent course of treatment. Figures in italics indicate the base number of FP17s or Patient Questionnaire responses are less than 100. N/A is shown where the base number of responses is less than 10 during the period. % is calculated as Quantity/Base number*100

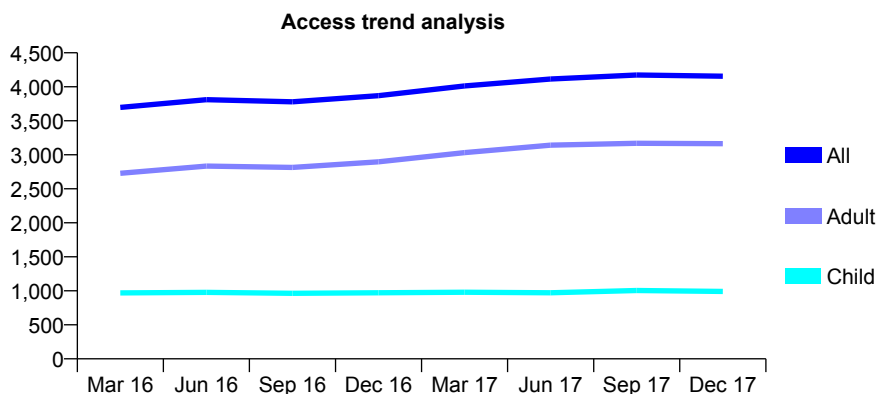
Q63 - Vital Signs At a Glance Contract Report for 166634/0001 - December 2017

Name or company name	Lancaster House Dental Practice
Contract type name	Pilot Contract
Purpose of contract	General and Orthodontic
Contract start date	01/04/2006
Contract end date	

17/18 Contracted general activity (UDA)	14,290
Carry forward general activity (UDA)	0
17/18 Contracted orthodontic activity (UOA)	224
Carry forward orthodontic activity (UOA)	0
Baseline contract value	£392,377.46

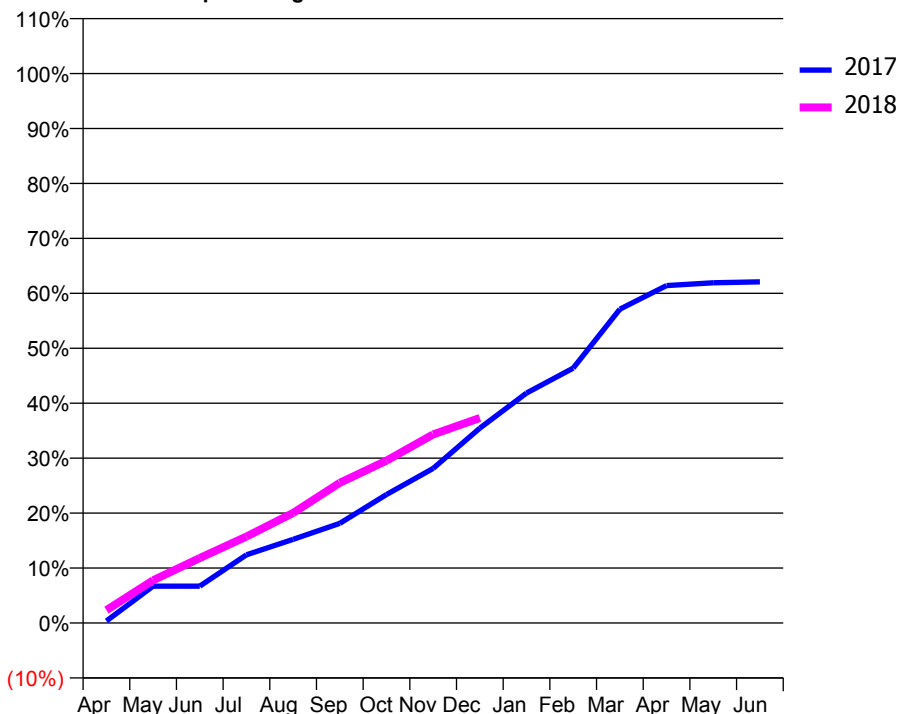
ACCESS*

Patients seen in 24 months	Total	Change since previous quarter
Quarter ending December 2016	3,870	
Quarter ending March 2017	4,012	↑
Quarter ending June 2017	4,115	↑
Quarter ending September 2017	4,174	→
Quarter ending December 2017	4,156	→
Variance since December 2016	7.4%	↑



ACTIVITY

Cumulative percentage of contracted UDA delivered 2017 & 2018



Adjusted Scheduled Activity (UDA)

Month	2017	2018
April	54	336
May	960	1,110
June	960	1,691
July	1,774	2,249
August	2,175	2,861
September	2,592	3,647
October	3,340	4,220
November	4,020	4,905
December	5,068	5,332
January	5,981	
February	6,629	
March	8,160	
April	8,775	
May	8,847	
June	8,873	

QUALITY

	Quantity	Base Number	Contract	AT	Region	England
% of FP17s for the same patient ID Re-attending within 3 months - Children	38	836	4.5%	10.2%	11.6%	12.0%
% of FP17s for the same patient ID Re-attending within 3 months - Adults	328	2,254	14.6%	15.3%	16.7%	15.9%
% of FP17s for the same patient ID Re-attending between 3 & 9 months - Children	324	836	38.8%	48.0%	47.3%	58.0%
% of FP17s for the same patient ID Re-attending between 3 & 9 months - Adults	538	2,254	23.9%	38.2%	38.3%	50.5%
% of FP17s for Band 1 Urgent Courses	430	2,653	16.2%	10.0%	10.5%	9.0%
% of FP17s Relating to Free Repair or Replacements	1	2,653	0.0%	0.6%	0.6%	0.8%
% of FP17s Relating to Continuations	7	2,653	0.3%	0.9%	0.8%	1.1%
% of Patients satisfied with the dentistry they have received	1	2	N/A	90.0%	89.0%	91.5%
% of Patients satisfied with the time they had to wait for an appointment	1	2	N/A	87.4%	84.2%	87.9%

* This is based on patients treated on this contract for their most recent course of treatment. Figures in italics indicate the base number of FP17s or Patient Questionnaire responses are less than 100. N/A is shown where the base number of responses is less than 10 during the period. % is calculated as Quantity/Base number*100

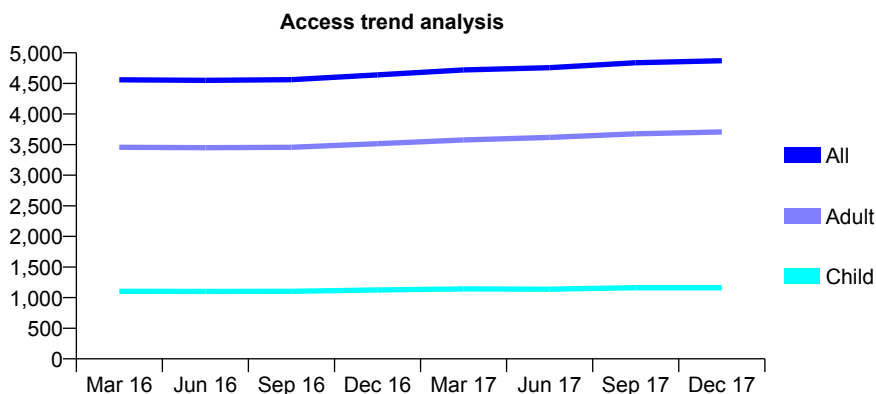
Q63 - Vital Signs At a Glance Contract Report for 167517/0001 - December 2017

Name or company name	HB Dental Practice Limited
Contract type name	GDS Contract
Purpose of contract	General
Contract start date	01/11/2009
Contract end date	

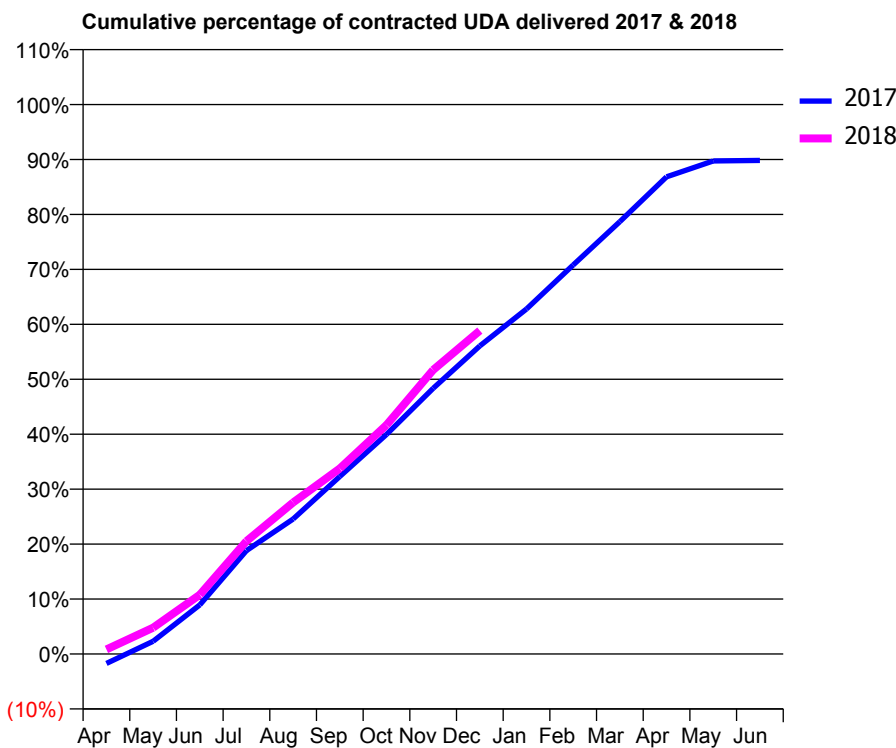
17/18 Contracted general activity (UDA)	20,586
Carry forward general activity (UDA)	0
17/18 Contracted orthodontic activity (UOA)	0
Carry forward orthodontic activity (UOA)	0
Baseline contract value	£491,947.24

ACCESS*

Patients seen in 24 months	Total	Change since previous quarter
Quarter ending December 2016	4,640	
Quarter ending March 2017	4,720	→
Quarter ending June 2017	4,757	→
Quarter ending September 2017	4,838	→
Quarter ending December 2017	4,871	→
Variance since December 2016	5.0%	↑



ACTIVITY



Month	Adjusted Scheduled Activity (UDA)	
	2017	2018
April	-359	171
May	479	985
June	1,841	2,222
July	3,875	4,228
August	5,056	5,679
September	6,652	6,950
October	8,224	8,582
November	9,956	10,644
December	11,543	12,117
January	12,924	
February	14,574	
March	16,196	
April	17,878	
May	18,471	
June	18,489	

QUALITY

	Quantity	Base Number	Contract	AT	Region	England
% of FP17s for the same patient ID Re-attending within 3 months - Children	58	1,053	5.5%	10.2%	11.6%	12.0%
% of FP17s for the same patient ID Re-attending within 3 months - Adults	488	3,317	14.7%	15.3%	16.7%	15.9%
% of FP17s for the same patient ID Re-attending between 3 & 9 months - Children	463	1,053	44.0%	48.0%	47.3%	58.0%
% of FP17s for the same patient ID Re-attending between 3 & 9 months - Adults	1,393	3,317	42.0%	38.2%	38.3%	50.5%
% of FP17s for Band 1 Urgent Courses	282	3,723	7.6%	10.0%	10.5%	9.0%
% of FP17s Relating to Free Repair or Replacements	58	3,723	1.6%	0.6%	0.6%	0.8%
% of FP17s Relating to Continuations	76	3,723	2.0%	0.9%	0.8%	1.1%
% of Patients satisfied with the dentistry they have received	3	4	N/A	90.0%	89.0%	91.5%
% of Patients satisfied with the time they had to wait for an appointment	4	4	N/A	87.4%	84.2%	87.9%

* This is based on patients treated on this contract for their most recent course of treatment. Figures in italics indicate the base number of FP17s or Patient Questionnaire responses are less than 100. N/A is shown where the base number of responses is less than 10 during the period. % is calculated as Quantity/Base number*100

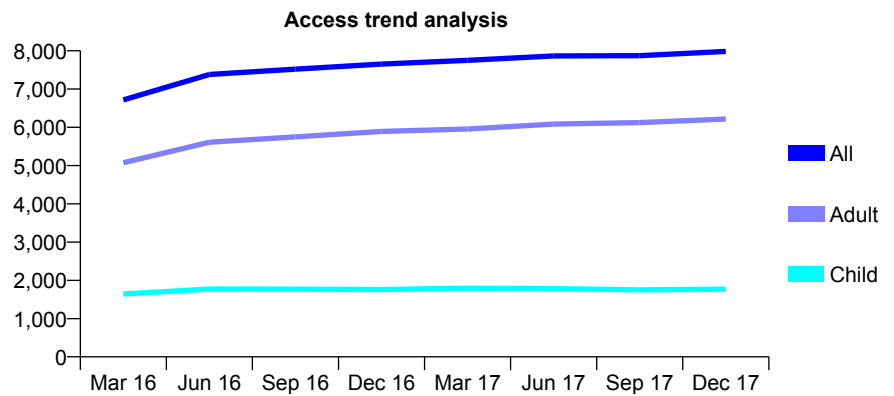
Q63 - Vital Signs At a Glance Contract Report for 168408/0001 - December 2017

Name or company name	Brixton Hill Dental Practice
Contract type name	GDS Contract
Purpose of contract	General
Contract start date	01/07/2014
Contract end date	

17/18 Contracted general activity (UDA)	35,407
Carry forward general activity (UDA)	0
17/18 Contracted orthodontic activity (UOA)	0
Carry forward orthodontic activity (UOA)	0
Baseline contract value	£1,164,831.65

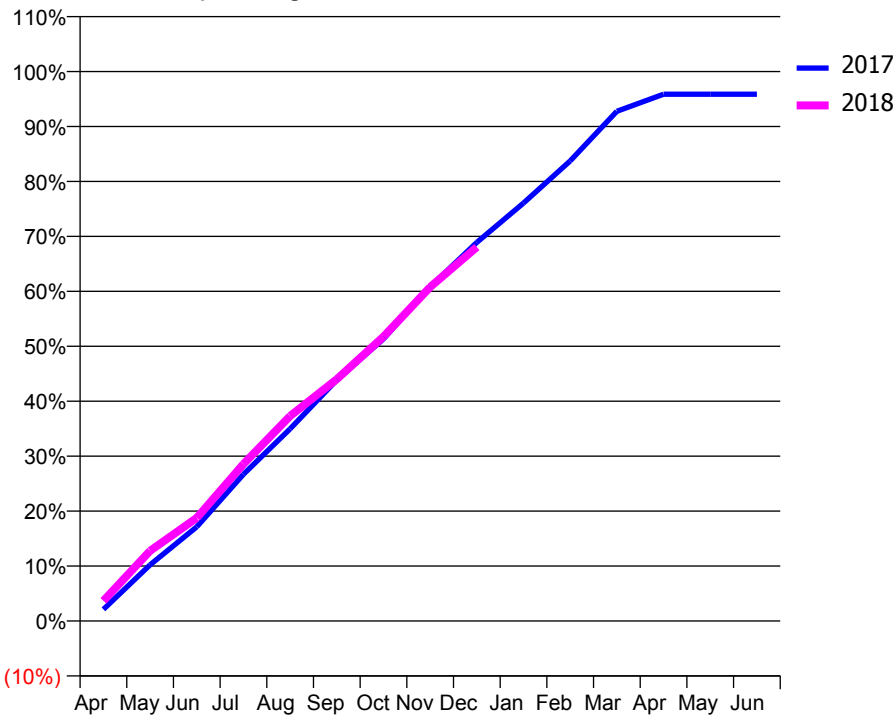
ACCESS*

Patients seen in 24 months	Total	Change since previous quarter
Quarter ending December 2016	7,653	
Quarter ending March 2017	7,750	→
Quarter ending June 2017	7,865	→
Quarter ending September 2017	7,874	→
Quarter ending December 2017	7,985	→
Variance since December 2016	4.3%	↑



ACTIVITY

Cumulative percentage of contracted UDA delivered 2017 & 2018



Month	Adjusted Scheduled Activity (UDA)	
	2017	2018
April	755	1,302
May	3,623	4,524
June	6,074	6,645
July	9,454	10,118
August	12,387	13,208
September	15,533	15,579
October	18,181	18,321
November	21,534	21,518
December	24,400	24,098
January	26,931	
February	29,646	
March	32,848	
April	33,940	
May	33,940	
June	33,940	

QUALITY

	Quantity	Base Number	Contract	AT	Region	England
% of FP17s for the same patient ID Re-attending within 3 months - Children	91	1,461	6.2%	10.2%	11.6%	12.0%
% of FP17s for the same patient ID Re-attending within 3 months - Adults	377	4,507	8.4%	15.3%	16.7%	15.9%
% of FP17s for the same patient ID Re-attending between 3 & 9 months - Children	632	1,461	43.3%	48.0%	47.3%	58.0%
% of FP17s for the same patient ID Re-attending between 3 & 9 months - Adults	1,510	4,507	33.5%	38.2%	38.3%	50.5%
% of FP17s for Band 1 Urgent Courses	442	5,714	7.7%	10.0%	10.5%	9.0%
% of FP17s Relating to Free Repair or Replacements	10	5,714	0.2%	0.6%	0.6%	0.8%
% of FP17s Relating to Continuations	81	5,714	1.4%	0.9%	0.8%	1.1%
% of Patients satisfied with the dentistry they have received	5	5	N/A	90.0%	89.0%	91.5%
% of Patients satisfied with the time they had to wait for an appointment	5	5	N/A	87.4%	84.2%	87.9%

* This is based on patients treated on this contract for their most recent course of treatment. Figures in italics indicate the base number of FP17s or Patient Questionnaire responses are less than 100. N/A is shown where the base number of responses is less than 10 during the period. % is calculated as Quantity/Base number*100

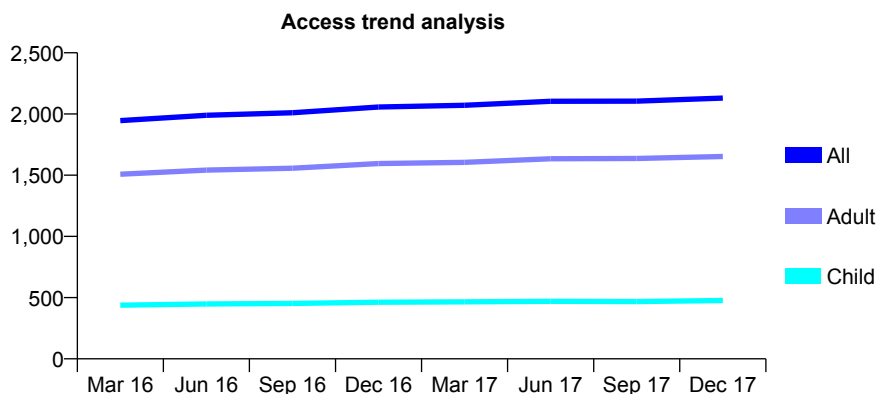
Q63 - Vital Signs At a Glance Contract Report for 168955/0001 - December 2017

Name or company name	Tolworth Rise Practice
Contract type name	GDS Contract
Purpose of contract	General
Contract start date	01/04/2009
Contract end date	

17/18 Contracted general activity (UDA)	6,000
Carry forward general activity (UDA)	-36
17/18 Contracted orthodontic activity (UOA)	0
Carry forward orthodontic activity (UOA)	0
Baseline contract value	£136,501.13

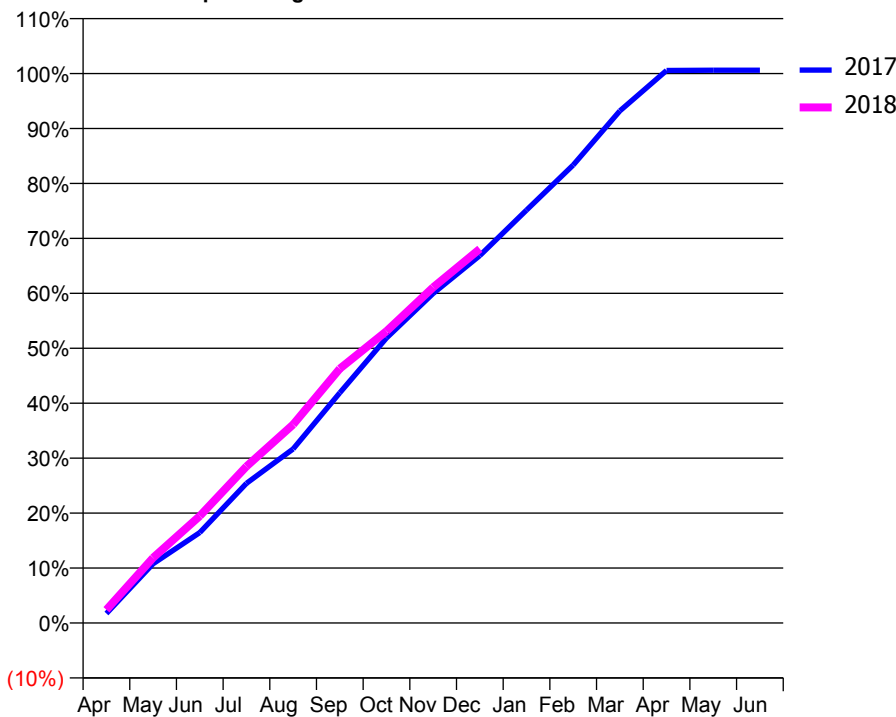
ACCESS*

Patients seen in 24 months	Total	Change since previous quarter
Quarter ending December 2016	2,057	
Quarter ending March 2017	2,071	→
Quarter ending June 2017	2,104	→
Quarter ending September 2017	2,105	→
Quarter ending December 2017	2,130	→
Variance since December 2016	3.5%	↑



ACTIVITY

Cumulative percentage of contracted UDA delivered 2017 & 2018



Month	Adjusted Scheduled Activity (UDA)	
	2017	2018
April	105	144
May	648	713
June	988	1,168
July	1,525	1,710
August	1,901	2,167
September	2,514	2,778
October	3,112	3,187
November	3,599	3,665
December	4,012	4,084
January	4,508	
February	5,000	
March	5,591	
April	6,034	
May	6,036	
June	6,036	

QUALITY

	Quantity	Base Number	Contract	AT	Region	England
% of FP17s for the same patient ID Re-attending within 3 months - Children	44	504	8.7%	10.2%	11.6%	12.0%
% of FP17s for the same patient ID Re-attending within 3 months - Adults	238	1,885	12.6%	15.3%	16.7%	15.9%
% of FP17s for the same patient ID Re-attending between 3 & 9 months - Children	303	504	60.1%	48.0%	47.3%	58.0%
% of FP17s for the same patient ID Re-attending between 3 & 9 months - Adults	1,191	1,885	63.2%	38.2%	38.3%	50.5%
% of FP17s for Band 1 Urgent Courses	87	2,171	4.0%	10.0%	10.5%	9.0%
% of FP17s Relating to Free Repair or Replacements	16	2,171	0.7%	0.6%	0.6%	0.8%
% of FP17s Relating to Continuations	39	2,171	1.8%	0.9%	0.8%	1.1%
% of Patients satisfied with the dentistry they have received	3	3	N/A	90.0%	89.0%	91.5%
% of Patients satisfied with the time they had to wait for an appointment	3	3	N/A	87.4%	84.2%	87.9%

* This is based on patients treated on this contract for their most recent course of treatment. Figures in italics indicate the base number of FP17s or Patient Questionnaire responses are less than 100. N/A is shown where the base number of responses is less than 10 during the period. % is calculated as Quantity/Base number*100

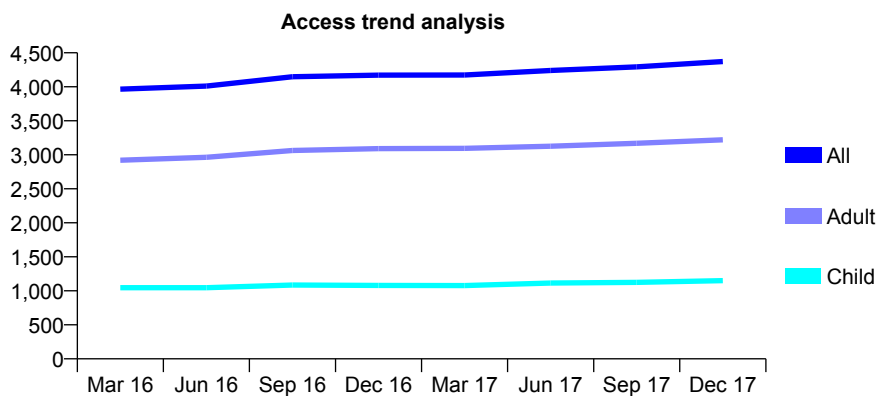
Q63 - Vital Signs At a Glance Contract Report for 170267/0001 - December 2017

Name or company name	Ramani Dental Practice
Contract type name	GDS Contract
Purpose of contract	General
Contract start date	01/04/2006
Contract end date	

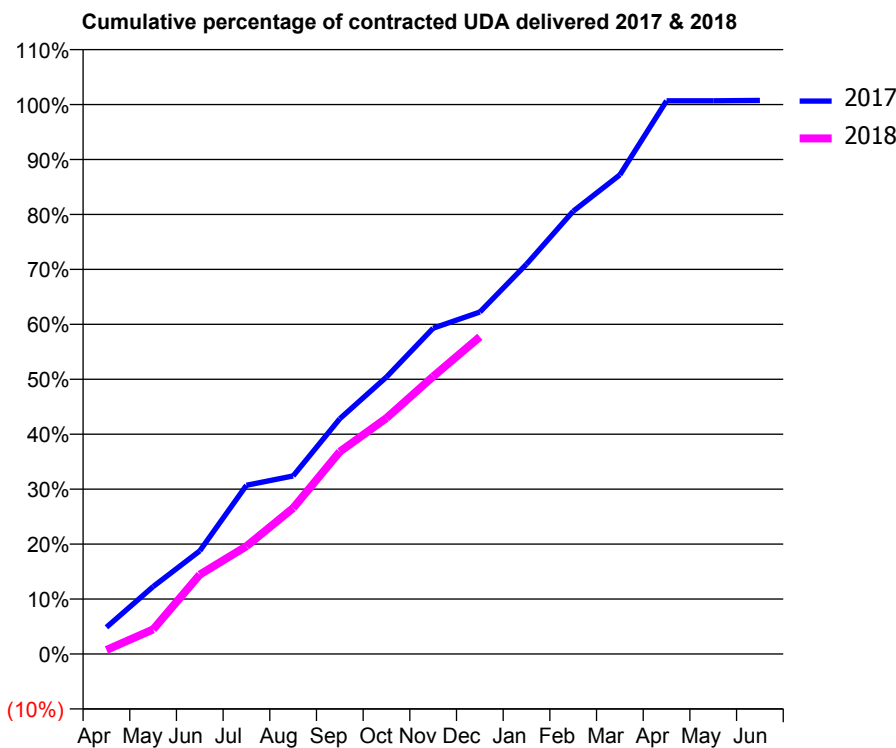
17/18 Contracted general activity (UDA)	10,000
Carry forward general activity (UDA)	-75
17/18 Contracted orthodontic activity (UOA)	0
Carry forward orthodontic activity (UOA)	0
Baseline contract value	£261,026.26

ACCESS*

Patients seen in 24 months	Total	Change since previous quarter
Quarter ending December 2016	4,171	
Quarter ending March 2017	4,174	→
Quarter ending June 2017	4,241	→
Quarter ending September 2017	4,294	→
Quarter ending December 2017	4,371	→
Variance since December 2016	4.8%	↑



ACTIVITY



Month	Adjusted Scheduled Activity (UDA)	
	2017	2018
April	486	75
May	1,226	449
June	1,878	1,446
July	3,070	1,962
August	3,242	2,657
September	4,283	3,684
October	5,042	4,295
November	5,931	5,051
December	6,223	5,773
January	7,095	
February	8,059	
March	8,720	
April	10,067	
May	10,067	
June	10,075	

QUALITY

	Quantity	Base Number	Contract	AT	Region	England
% of FP17s for the same patient ID Re-attending within 3 months - Children	84	1,071	7.8%	10.2%	11.6%	12.0%
% of FP17s for the same patient ID Re-attending within 3 months - Adults	375	2,655	14.1%	15.3%	16.7%	15.9%
% of FP17s for the same patient ID Re-attending between 3 & 9 months - Children	444	1,071	41.5%	48.0%	47.3%	58.0%
% of FP17s for the same patient ID Re-attending between 3 & 9 months - Adults	925	2,655	34.8%	38.2%	38.3%	50.5%
% of FP17s for Band 1 Urgent Courses	396	2,751	14.4%	10.0%	10.5%	9.0%
% of FP17s Relating to Free Repair or Replacements	38	2,751	1.4%	0.6%	0.6%	0.8%
% of FP17s Relating to Continuations	9	2,751	0.3%	0.9%	0.8%	1.1%
% of Patients satisfied with the dentistry they have received	4	5	N/A	90.0%	89.0%	91.5%
% of Patients satisfied with the time they had to wait for an appointment	5	5	N/A	87.4%	84.2%	87.9%

* This is based on patients treated on this contract for their most recent course of treatment. Figures in italics indicate the base number of FP17s or Patient Questionnaire responses are less than 100. N/A is shown where the base number of responses is less than 10 during the period. % is calculated as Quantity/Base number*100

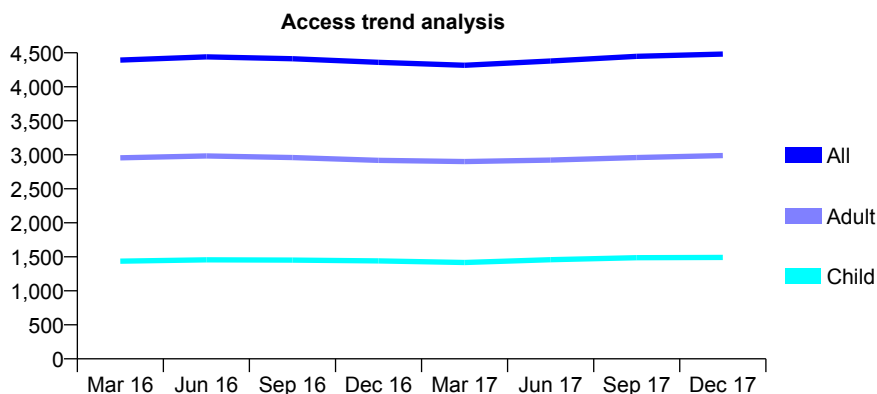
Q63 - Vital Signs At a Glance Contract Report for 170453/0001 - December 2017

Name or company name	The Lacey Dental Practice Partnership.
Contract type name	GDS Contract
Purpose of contract	General
Contract start date	01/06/2012
Contract end date	

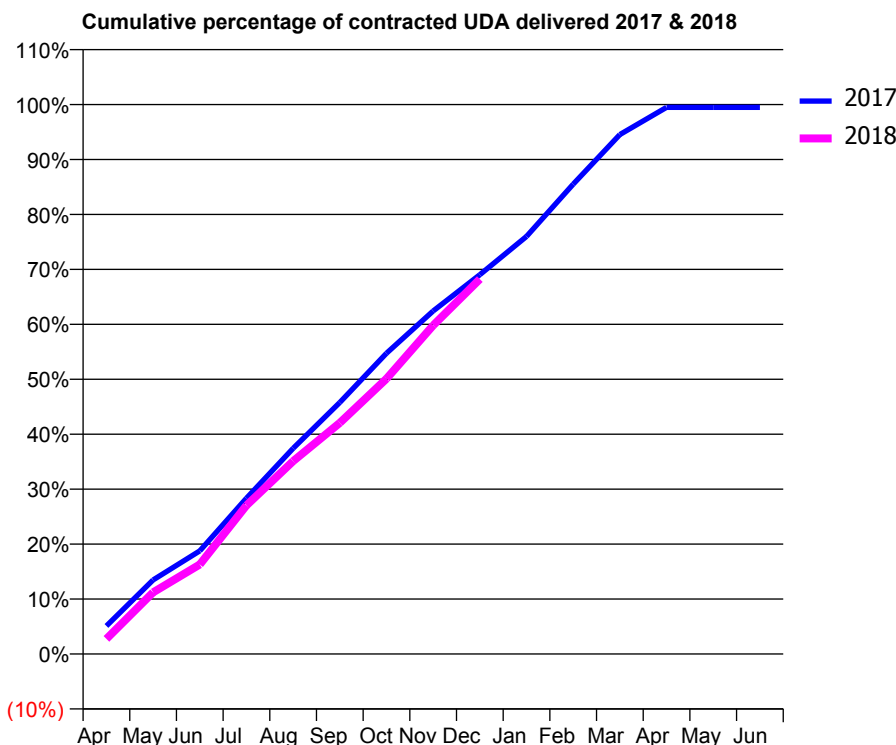
17/18 Contracted general activity (UDA)	13,310
Carry forward general activity (UDA)	68
17/18 Contracted orthodontic activity (UOA)	0
Carry forward orthodontic activity (UOA)	0
Baseline contract value	£432,019.82

ACCESS*

Patients seen in 24 months	Total	Change since previous quarter
Quarter ending December 2016	4,359	
Quarter ending March 2017	4,317	→
Quarter ending June 2017	4,380	→
Quarter ending September 2017	4,448	→
Quarter ending December 2017	4,482	→
Variance since December 2016	2.8%	↑



ACTIVITY



Month	Adjusted Scheduled Activity (UDA)	
	2017	2018
April	678	365
May	1,795	1,493
June	2,498	2,167
July	3,774	3,598
August	4,983	4,673
September	6,093	5,598
October	7,285	6,669
November	8,310	7,960
December	9,187	9,080
January	10,113	
February	11,381	
March	12,582	
April	13,242	
May	13,242	
June	13,242	

QUALITY

	Quantity	Base Number	Contract	AT	Region	England
% of FP17s for the same patient ID Re-attending within 3 months - Children	77	1,388	5.5%	10.2%	11.6%	12.0%
% of FP17s for the same patient ID Re-attending within 3 months - Adults	353	2,278	15.5%	15.3%	16.7%	15.9%
% of FP17s for the same patient ID Re-attending between 3 & 9 months - Children	621	1,388	44.7%	48.0%	47.3%	58.0%
% of FP17s for the same patient ID Re-attending between 3 & 9 months - Adults	773	2,278	33.9%	38.2%	38.3%	50.5%
% of FP17s for Band 1 Urgent Courses	352	3,447	10.2%	10.0%	10.5%	9.0%
% of FP17s Relating to Free Repair or Replacements	5	3,447	0.1%	0.6%	0.6%	0.8%
% of FP17s Relating to Continuations	42	3,447	1.2%	0.9%	0.8%	1.1%
% of Patients satisfied with the dentistry they have received	1	2	N/A	90.0%	89.0%	91.5%
% of Patients satisfied with the time they had to wait for an appointment	1	2	N/A	87.4%	84.2%	87.9%

* This is based on patients treated on this contract for their most recent course of treatment. Figures in italics indicate the base number of FP17s or Patient Questionnaire responses are less than 100. N/A is shown where the base number of responses is less than 10 during the period. % is calculated as Quantity/Base number*100

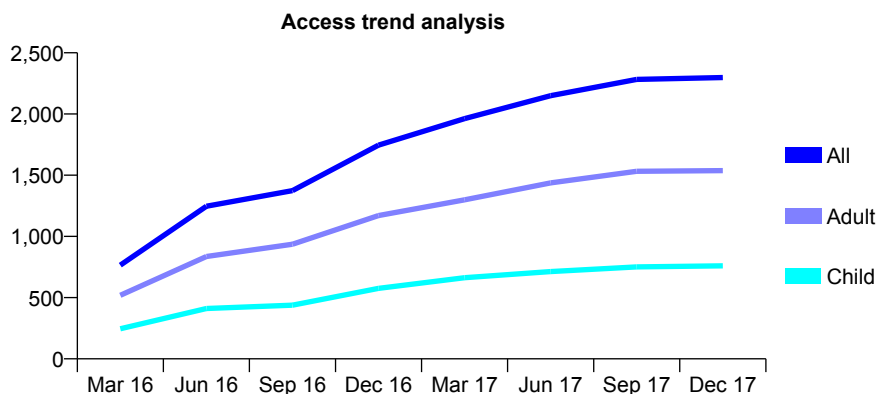
Q63 - Vital Signs At a Glance Contract Report for 170763/0001 - December 2017

Name or company name	MR R MAYOR
Contract type name	GDS Contract
Purpose of contract	General
Contract start date	01/12/2015
Contract end date	

17/18 Contracted general activity (UDA)	10,000
Carry forward general activity (UDA)	0
17/18 Contracted orthodontic activity (UOA)	0
Carry forward orthodontic activity (UOA)	0
Baseline contract value	£259,959.25

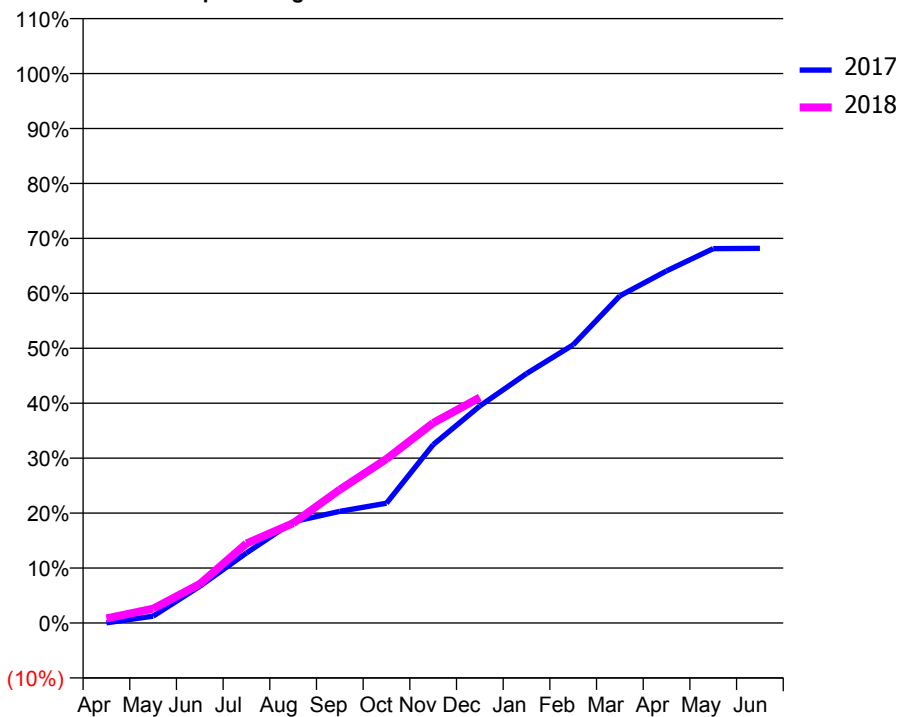
ACCESS*

Patients seen in 24 months	Total	Change since previous quarter
Quarter ending December 2016	1,746	
Quarter ending March 2017	1,962	↑
Quarter ending June 2017	2,150	↑
Quarter ending September 2017	2,283	↑
Quarter ending December 2017	2,298	→
Variance since December 2016	31.6%	↑



ACTIVITY

Cumulative percentage of contracted UDA delivered 2017 & 2018



Month	Adjusted Scheduled Activity (UDA)	
	2017	2018
April	4	83
May	126	261
June	670	710
July	1,275	1,448
August	1,842	1,816
September	2,031	2,429
October	2,180	2,986
November	3,247	3,642
December	3,950	4,104
January	4,539	
February	5,063	
March	5,953	
April	6,407	
May	6,812	
June	6,818	

QUALITY

	Quantity	Base Number	Contract	AT	Region	England
% of FP17s for the same patient ID Re-attending within 3 months - Children	30	558	5.4%	10.2%	11.6%	12.0%
% of FP17s for the same patient ID Re-attending within 3 months - Adults	140	1,126	12.4%	15.3%	16.7%	15.9%
% of FP17s for the same patient ID Re-attending between 3 & 9 months - Children	162	558	29.0%	48.0%	47.3%	58.0%
% of FP17s for the same patient ID Re-attending between 3 & 9 months - Adults	364	1,126	32.3%	38.2%	38.3%	50.5%
% of FP17s for Band 1 Urgent Courses	83	1,470	5.6%	10.0%	10.5%	9.0%
% of FP17s Relating to Free Repair or Replacements	44	1,470	3.0%	0.6%	0.6%	0.8%
% of FP17s Relating to Continuations	4	1,470	0.3%	0.9%	0.8%	1.1%
% of Patients satisfied with the dentistry they have received	1	1	N/A	90.0%	89.0%	91.5%
% of Patients satisfied with the time they had to wait for an appointment	0	1	N/A	87.4%	84.2%	87.9%

* This is based on patients treated on this contract for their most recent course of treatment. Figures in italics indicate the base number of FP17s or Patient Questionnaire responses are less than 100. N/A is shown where the base number of responses is less than 10 during the period. % is calculated as Quantity/Base number*100

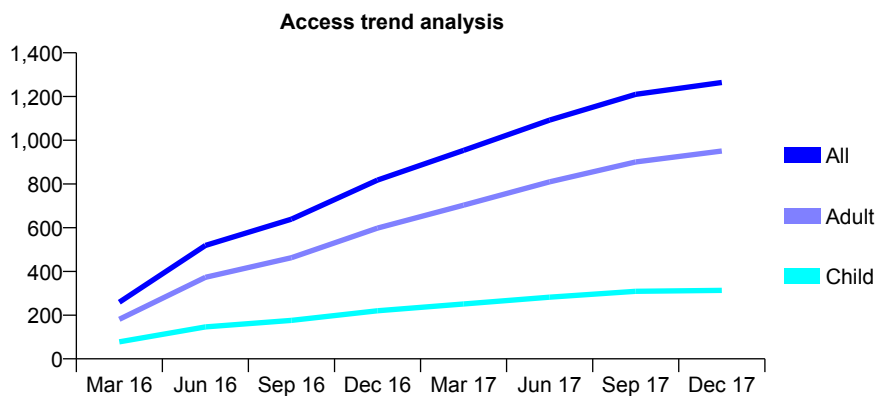
Q63 - Vital Signs At a Glance Contract Report for 170763/0002 - December 2017

Name or company name	MR R MAYOR
Contract type name	GDS Contract
Purpose of contract	General
Contract start date	01/12/2015
Contract end date	

17/18 Contracted general activity (UDA)	3,099
Carry forward general activity (UDA)	0
17/18 Contracted orthodontic activity (UOA)	0
Carry forward orthodontic activity (UOA)	0
Baseline contract value	£80,561.37

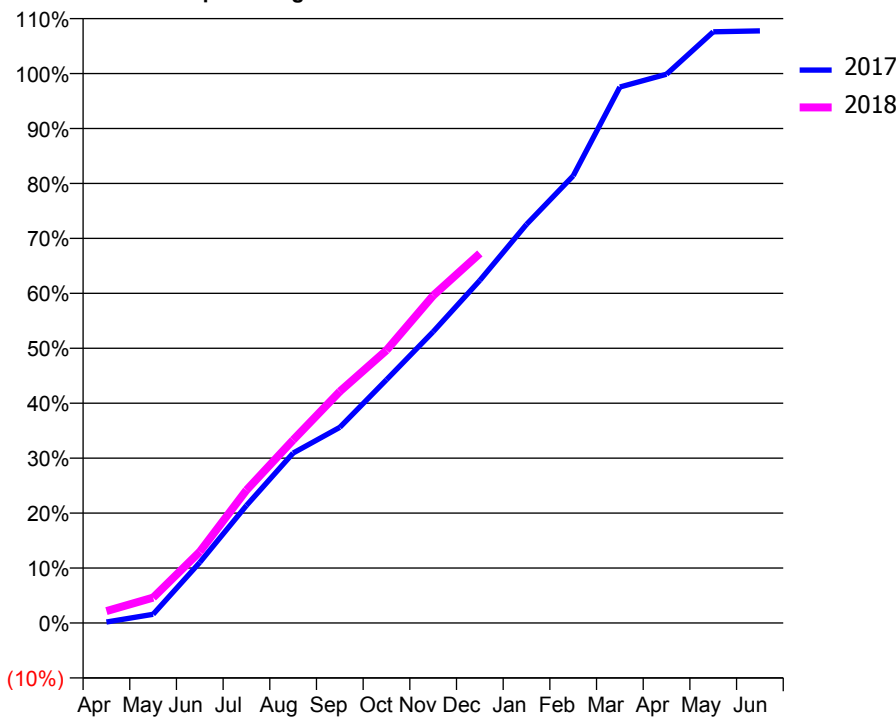
ACCESS*

Patients seen in 24 months	Total	Change since previous quarter
Quarter ending December 2016	818	
Quarter ending March 2017	954	↑
Quarter ending June 2017	1,092	↑
Quarter ending September 2017	1,210	↑
Quarter ending December 2017	1,264	↑
Variance since December 2016	54.5%	↑



ACTIVITY

Cumulative percentage of contracted UDA delivered 2017 & 2018



Month	Adjusted Scheduled Activity (UDA)	
	2017	2018
April	6	67
May	50	143
June	342	402
July	663	750
August	958	1,032
September	1,103	1,306
October	1,372	1,538
November	1,643	1,847
December	1,933	2,085
January	2,248	
February	2,522	
March	3,023	
April	3,095	
May	3,334	
June	3,339	

QUALITY

	Quantity	Base Number	Contract	AT	Region	England
% of FP17s for the same patient ID Re-attending within 3 months - Children	8	207	3.9%	10.2%	11.6%	12.0%
% of FP17s for the same patient ID Re-attending within 3 months - Adults	70	682	10.3%	15.3%	16.7%	15.9%
% of FP17s for the same patient ID Re-attending between 3 & 9 months - Children	70	207	33.8%	48.0%	47.3%	58.0%
% of FP17s for the same patient ID Re-attending between 3 & 9 months - Adults	213	682	31.2%	38.2%	38.3%	50.5%
% of FP17s for Band 1 Urgent Courses	43	815	5.3%	10.0%	10.5%	9.0%
% of FP17s Relating to Free Repair or Replacements	11	815	1.3%	0.6%	0.6%	0.8%
% of FP17s Relating to Continuations	2	815	0.2%	0.9%	0.8%	1.1%
% of Patients satisfied with the dentistry they have received	1	1	N/A	90.0%	89.0%	91.5%
% of Patients satisfied with the time they had to wait for an appointment	1	1	N/A	87.4%	84.2%	87.9%

* This is based on patients treated on this contract for their most recent course of treatment. Figures in italics indicate the base number of FP17s or Patient Questionnaire responses are less than 100. N/A is shown where the base number of responses is less than 10 during the period. % is calculated as Quantity/Base number*100

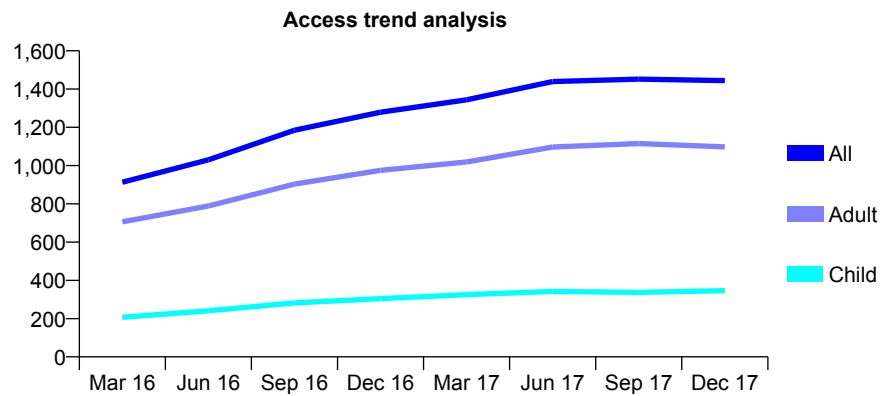
Q63 - Vital Signs At a Glance Contract Report for 170798/0001 - December 2017

Name or company name	Mrs S Patel
Contract type name	GDS Contract
Purpose of contract	General
Contract start date	01/08/2015
Contract end date	

17/18 Contracted general activity (UDA)	3,534
Carry forward general activity (UDA)	0
17/18 Contracted orthodontic activity (UOA)	0
Carry forward orthodontic activity (UOA)	0
Baseline contract value	£88,521.28

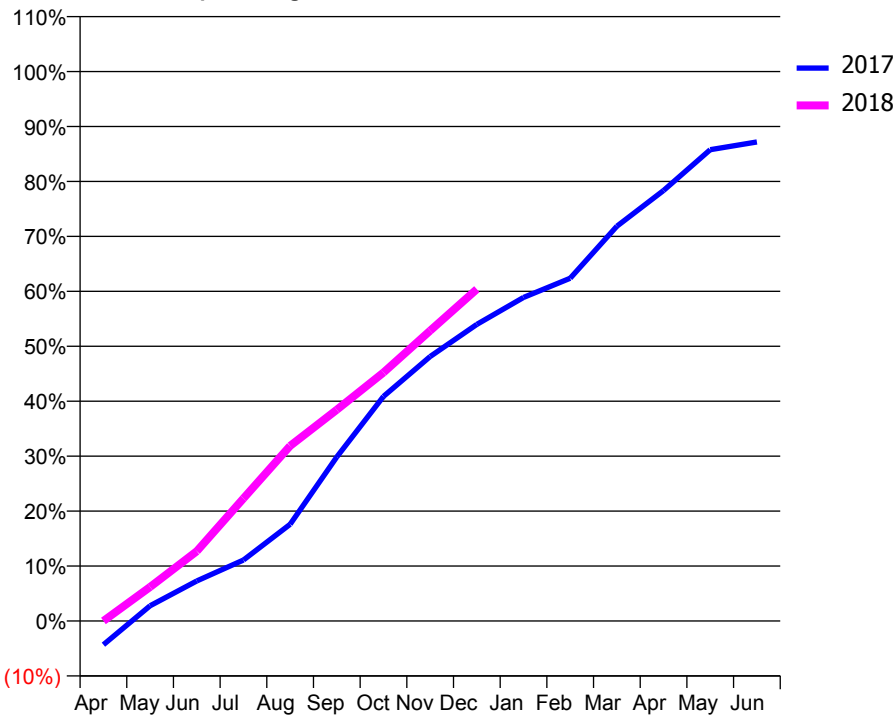
ACCESS*

Patients seen in 24 months	Total	Change since previous quarter
Quarter ending December 2016	1,279	
Quarter ending March 2017	1,344	↑
Quarter ending June 2017	1,439	↑
Quarter ending September 2017	1,452	→
Quarter ending December 2017	1,444	→
Variance since December 2016	12.9%	↑



ACTIVITY

Cumulative percentage of contracted UDA delivered 2017 & 2018



Month	Adjusted Scheduled Activity (UDA)	
	2017	2018
April	-153	0
May	98	219
June	258	449
July	392	788
August	622	1,127
September	1,055	1,359
October	1,445	1,598
November	1,701	1,867
December	1,907	2,134
January	2,081	
February	2,204	
March	2,539	
April	2,769	
May	3,031	
June	3,081	

QUALITY

	Quantity	Base Number	Contract	AT	Region	England
% of FP17s for the same patient ID Re-attending within 3 months - Children	10	289	3.5%	10.2%	11.6%	12.0%
% of FP17s for the same patient ID Re-attending within 3 months - Adults	54	934	5.8%	15.3%	16.7%	15.9%
% of FP17s for the same patient ID Re-attending between 3 & 9 months - Children	136	289	47.1%	48.0%	47.3%	58.0%
% of FP17s for the same patient ID Re-attending between 3 & 9 months - Adults	442	934	47.3%	38.2%	38.3%	50.5%
% of FP17s for Band 1 Urgent Courses	27	955	2.8%	10.0%	10.5%	9.0%
% of FP17s Relating to Free Repair or Replacements	4	955	0.4%	0.6%	0.6%	0.8%
% of FP17s Relating to Continuations	3	955	0.3%	0.9%	0.8%	1.1%
% of Patients satisfied with the dentistry they have received	2	2	N/A	90.0%	89.0%	91.5%
% of Patients satisfied with the time they had to wait for an appointment	2	2	N/A	87.4%	84.2%	87.9%

* This is based on patients treated on this contract for their most recent course of treatment. Figures in italics indicate the base number of FP17s or Patient Questionnaire responses are less than 100. N/A is shown where the base number of responses is less than 10 during the period. % is calculated as Quantity/Base number*100

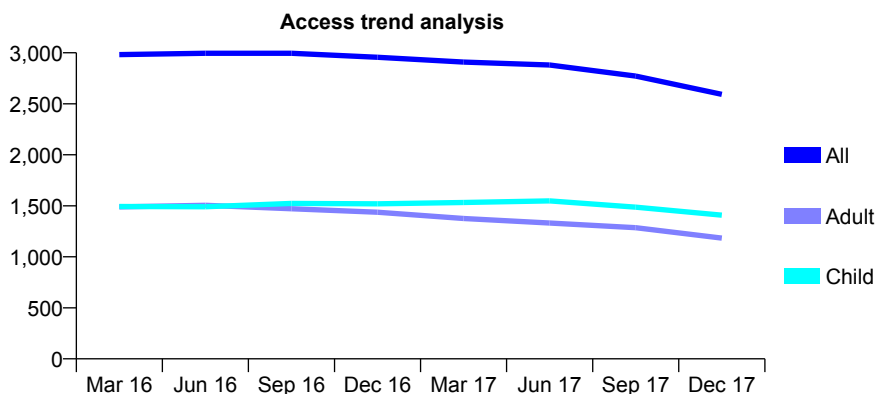
Q63 - Vital Signs At a Glance Contract Report for 170933/0001 - December 2017

Name or company name	Vijay Vithani, Varsha Vithani and Keya Vith
Contract type name	GDS Contract
Purpose of contract	General
Contract start date	01/04/2011
Contract end date	

17/18 Contracted general activity (UDA)	7,449
Carry forward general activity (UDA)	-89
17/18 Contracted orthodontic activity (UOA)	0
Carry forward orthodontic activity (UOA)	0
Baseline contract value	£179,362.05

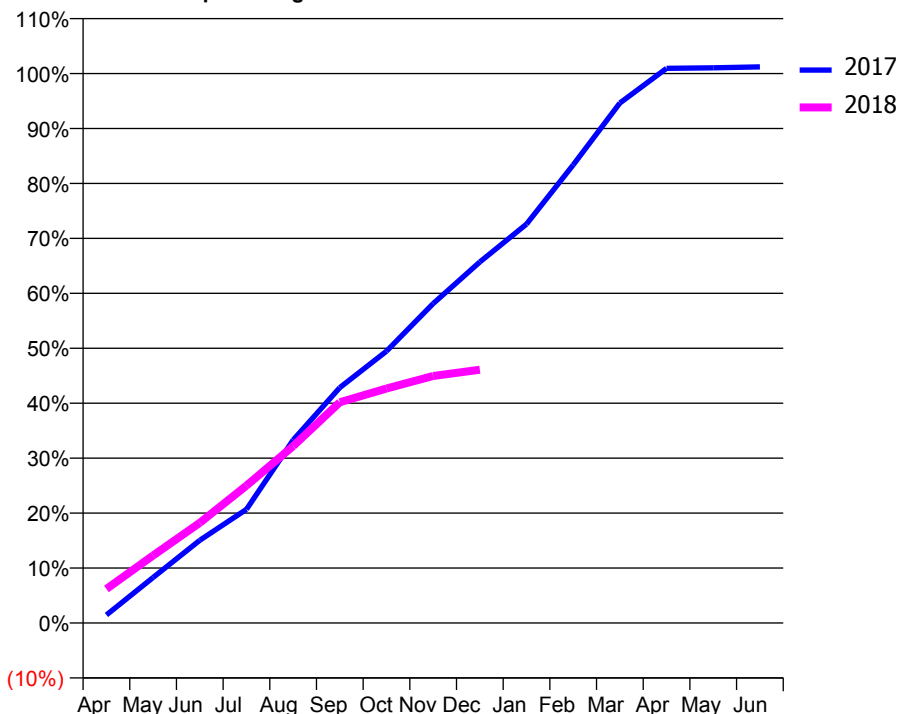
ACCESS*

Patients seen in 24 months	Total	Change since previous quarter
Quarter ending December 2016	2,956	
Quarter ending March 2017	2,909	↓
Quarter ending June 2017	2,880	→
Quarter ending September 2017	2,772	↓
Quarter ending December 2017	2,593	↓
Variance since December 2016	(12.3%)	↓



ACTIVITY

Cumulative percentage of contracted UDA delivered 2017 & 2018



Month	Adjusted Scheduled Activity (UDA)	
	2017	2018
April	110	462
May	617	915
June	1,122	1,358
July	1,542	1,863
August	2,480	2,398
September	3,191	2,993
October	3,684	3,179
November	4,330	3,349
December	4,894	3,434
January	5,407	
February	6,211	
March	7,049	
April	7,518	
May	7,525	
June	7,538	

QUALITY

	Quantity	Base Number	Contract	AT	Region	England
% of FP17s for the same patient ID Re-attending within 3 months - Children	87	1,093	8.0%	10.2%	11.6%	12.0%
% of FP17s for the same patient ID Re-attending within 3 months - Adults	167	821	20.3%	15.3%	16.7%	15.9%
% of FP17s for the same patient ID Re-attending between 3 & 9 months - Children	616	1,093	56.4%	48.0%	47.3%	58.0%
% of FP17s for the same patient ID Re-attending between 3 & 9 months - Adults	266	821	32.4%	38.2%	38.3%	50.5%
% of FP17s for Band 1 Urgent Courses	136	1,674	8.1%	10.0%	10.5%	9.0%
% of FP17s Relating to Free Repair or Replacements	2	1,674	0.1%	0.6%	0.6%	0.8%
% of FP17s Relating to Continuations	1	1,674	0.1%	0.9%	0.8%	1.1%
% of Patients satisfied with the dentistry they have received	1	1	N/A	90.0%	89.0%	91.5%
% of Patients satisfied with the time they had to wait for an appointment	1	1	N/A	87.4%	84.2%	87.9%

* This is based on patients treated on this contract for their most recent course of treatment. Figures in italics indicate the base number of FP17s or Patient Questionnaire responses are less than 100. N/A is shown where the base number of responses is less than 10 during the period. % is calculated as Quantity/Base number*100

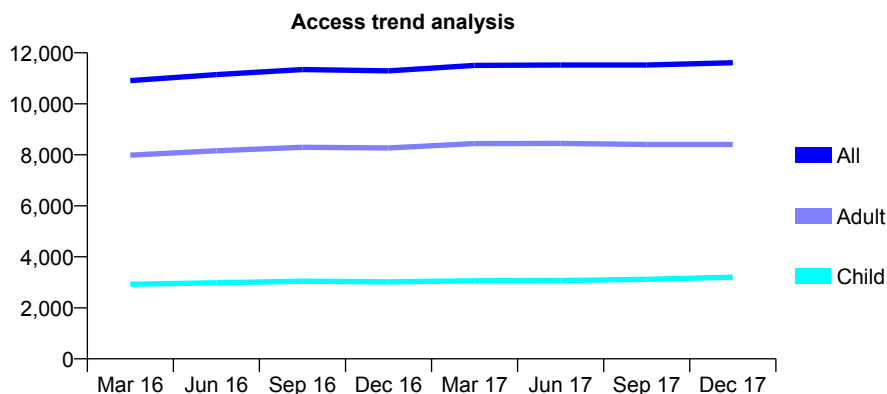
Q63 - Vital Signs At a Glance Contract Report for 171662/0001 - December 2017

Name or company name	Mr R Cutts & Miss A Patel
Contract type name	GDS Contract
Purpose of contract	General
Contract start date	01/04/2010
Contract end date	

17/18 Contracted general activity (UDA)	23,250
Carry forward general activity (UDA)	-334
17/18 Contracted orthodontic activity (UOA)	0
Carry forward orthodontic activity (UOA)	0
Baseline contract value	£650,409.74

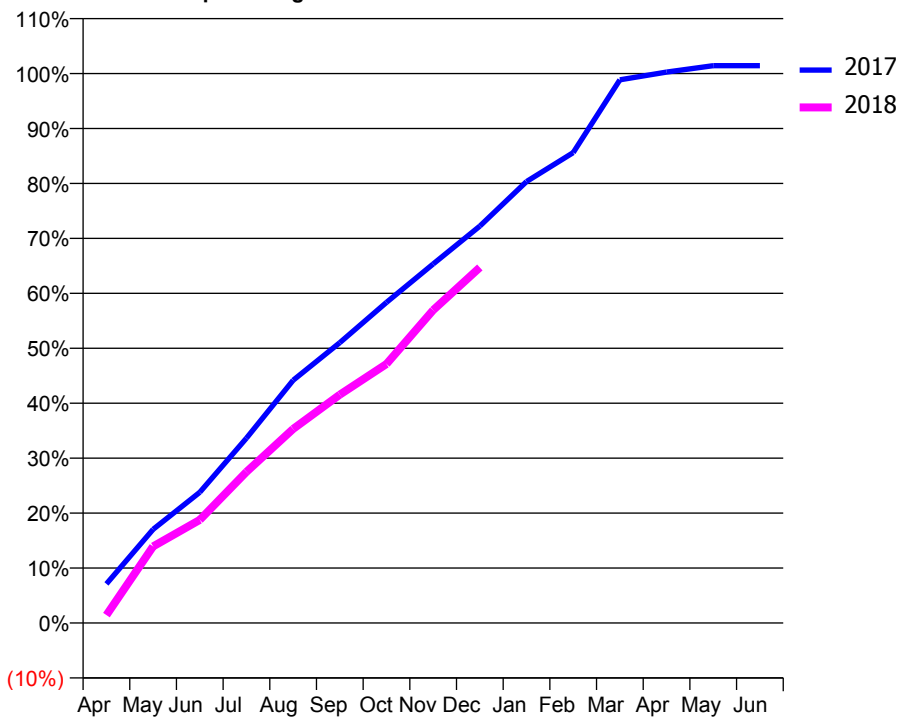
ACCESS*

Patients seen in 24 months	Total	Change since previous quarter
Quarter ending December 2016	11,290	
Quarter ending March 2017	11,506	→
Quarter ending June 2017	11,520	→
Quarter ending September 2017	11,521	→
Quarter ending December 2017	11,608	→
Variance since December 2016	2.8%	↑



ACTIVITY

Cumulative percentage of contracted UDA delivered 2017 & 2018



QUALITY

	Quantity	Base Number	Contract	AT	Region	England
% of FP17s for the same patient ID Re-attending within 3 months - Children	169	3,203	5.3%	10.2%	11.6%	12.0%
% of FP17s for the same patient ID Re-attending within 3 months - Adults	609	6,482	9.4%	15.3%	16.7%	15.9%
% of FP17s for the same patient ID Re-attending between 3 & 9 months - Children	1,925	3,203	60.1%	48.0%	47.3%	58.0%
% of FP17s for the same patient ID Re-attending between 3 & 9 months - Adults	3,080	6,482	47.5%	38.2%	38.3%	50.5%
% of FP17s for Band 1 Urgent Courses	602	8,728	6.9%	10.0%	10.5%	9.0%
% of FP17s Relating to Free Repair or Replacements	14	8,728	0.2%	0.6%	0.6%	0.8%
% of FP17s Relating to Continuations	4	8,728	0.0%	0.9%	0.8%	1.1%
% of Patients satisfied with the dentistry they have received	13	16	81.3%	90.0%	89.0%	91.5%
% of Patients satisfied with the time they had to wait for an appointment	12	16	75.0%	87.4%	84.2%	87.9%

* This is based on patients treated on this contract for their most recent course of treatment. Figures in italics indicate the base number of FP17s or Patient Questionnaire responses are less than 100. N/A is shown where the base number of responses is less than 10 during the period. % is calculated as Quantity/Base number*100

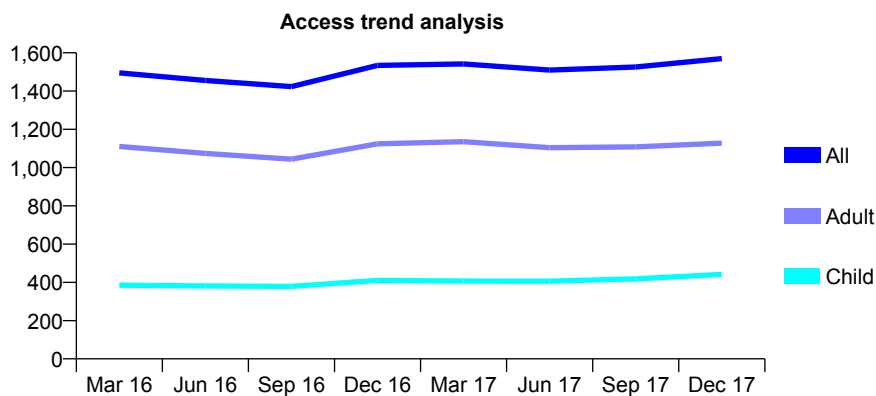
Q63 - Vital Signs At a Glance Contract Report for 171735/0001 - December 2017

Name or company name	SNS Dental Practice
Contract type name	GDS Contract
Purpose of contract	General
Contract start date	01/09/2008
Contract end date	

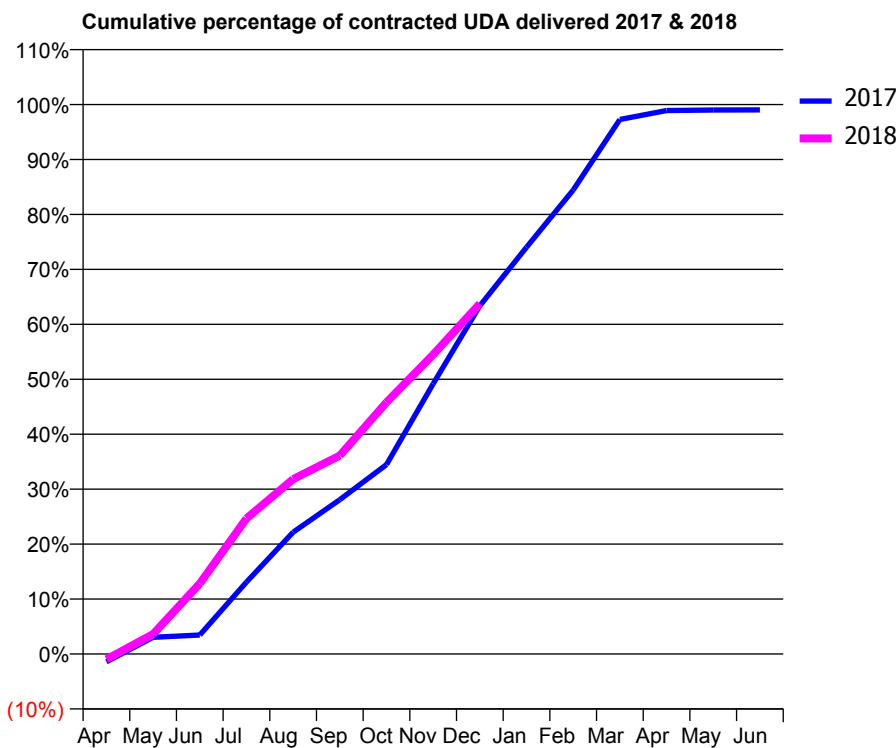
17/18 Contracted general activity (UDA)	5,500
Carry forward general activity (UDA)	54
17/18 Contracted orthodontic activity (UOA)	0
Carry forward orthodontic activity (UOA)	0
Baseline contract value	£188,304.76

ACCESS*

Patients seen in 24 months	Total	Change since previous quarter
Quarter ending December 2016	1,534	
Quarter ending March 2017	1,542	→
Quarter ending June 2017	1,510	↓
Quarter ending September 2017	1,526	→
Quarter ending December 2017	1,570	↑
Variance since December 2016	2.3%	↑



ACTIVITY



Month	Adjusted Scheduled Activity (UDA)	
	2017	2018
April	-80	-54
May	168	199
June	190	705
July	720	1,356
August	1,219	1,750
September	1,545	1,986
October	1,896	2,520
November	2,705	2,998
December	3,486	3,506
January	4,071	
February	4,644	
March	5,350	
April	5,440	
May	5,444	
June	5,446	

QUALITY

	Quantity	Base Number	Contract	AT	Region	England
% of FP17s for the same patient ID Re-attending within 3 months - Children	32	358	8.9%	10.2%	11.6%	12.0%
% of FP17s for the same patient ID Re-attending within 3 months - Adults	243	1,018	23.9%	15.3%	16.7%	15.9%
% of FP17s for the same patient ID Re-attending between 3 & 9 months - Children	127	358	35.5%	48.0%	47.3%	58.0%
% of FP17s for the same patient ID Re-attending between 3 & 9 months - Adults	382	1,018	37.5%	38.2%	38.3%	50.5%
% of FP17s for Band 1 Urgent Courses	269	1,331	20.2%	10.0%	10.5%	9.0%
% of FP17s Relating to Free Repair or Replacements	6	1,331	0.5%	0.6%	0.6%	0.8%
% of FP17s Relating to Continuations	0	1,331	0.0%	0.9%	0.8%	1.1%
% of Patients satisfied with the dentistry they have received	0	0	N/A	90.0%	89.0%	91.5%
% of Patients satisfied with the time they had to wait for an appointment	0	0	N/A	87.4%	84.2%	87.9%

* This is based on patients treated on this contract for their most recent course of treatment. Figures in italics indicate the base number of FP17s or Patient Questionnaire responses are less than 100. N/A is shown where the base number of responses is less than 10 during the period. % is calculated as Quantity/Base number*100

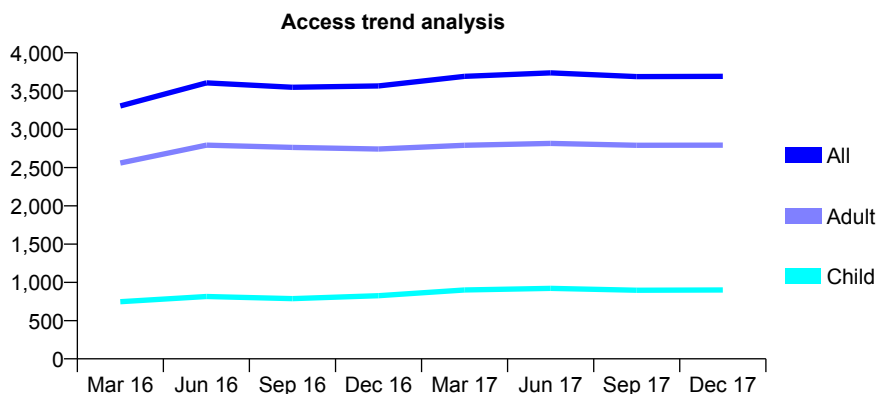
Q63 - Vital Signs At a Glance Contract Report for 171832/0001 - December 2017

Name or company name	Mazdak Eyrumlu and Azad Eyrumlu
Contract type name	GDS Contract
Purpose of contract	General
Contract start date	01/06/2014
Contract end date	

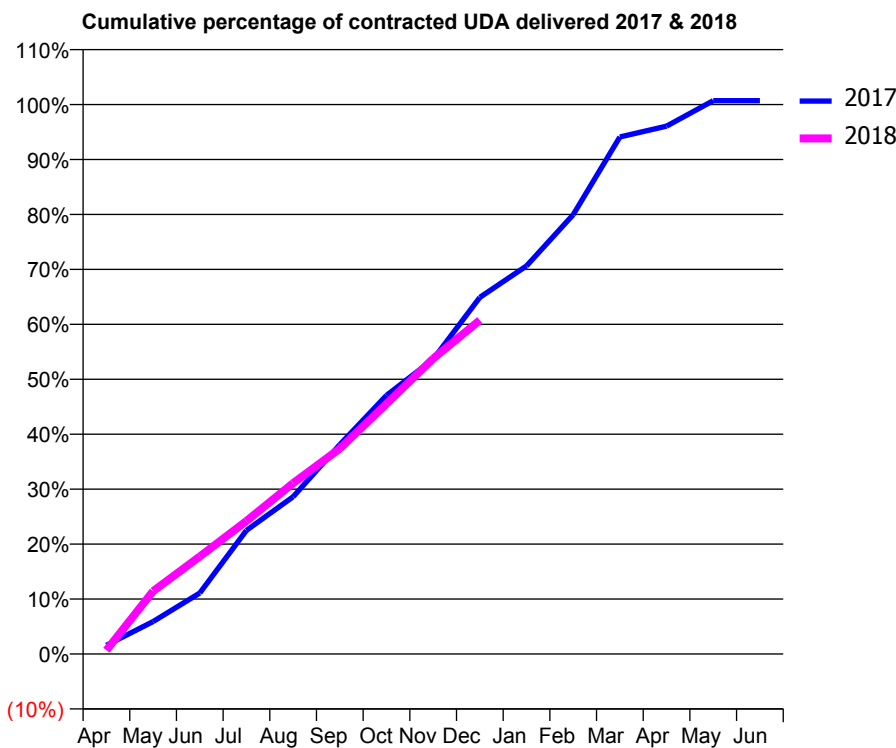
17/18 Contracted general activity (UDA)	16,550
Carry forward general activity (UDA)	-115
17/18 Contracted orthodontic activity (UOA)	0
Carry forward orthodontic activity (UOA)	0
Baseline contract value	£524,346.08

ACCESS*

Patients seen in 24 months	Total	Change since previous quarter
Quarter ending December 2016	3,567	
Quarter ending March 2017	3,692	↑
Quarter ending June 2017	3,737	→
Quarter ending September 2017	3,689	↓
Quarter ending December 2017	3,693	→
Variance since December 2016	3.5%	↑



ACTIVITY



Month	Adjusted Scheduled Activity (UDA)	
	2017	2018
April	262	115
May	979	1,895
June	1,836	2,936
July	3,724	4,004
August	4,738	5,147
September	6,306	6,188
October	7,791	7,537
November	8,876	8,900
December	10,741	10,054
January	11,689	
February	13,229	
March	15,571	
April	15,900	
May	16,665	
June	16,665	

QUALITY

	Quantity	Base Number	Contract	AT	Region	England
% of FP17s for the same patient ID Re-attending within 3 months - Children	59	786	7.5%	10.2%	11.6%	12.0%
% of FP17s for the same patient ID Re-attending within 3 months - Adults	293	2,044	14.3%	15.3%	16.7%	15.9%
% of FP17s for the same patient ID Re-attending between 3 & 9 months - Children	317	786	40.3%	48.0%	47.3%	58.0%
% of FP17s for the same patient ID Re-attending between 3 & 9 months - Adults	655	2,044	32.0%	38.2%	38.3%	50.5%
% of FP17s for Band 1 Urgent Courses	400	2,613	15.3%	10.0%	10.5%	9.0%
% of FP17s Relating to Free Repair or Replacements	10	2,613	0.4%	0.6%	0.6%	0.8%
% of FP17s Relating to Continuations	43	2,613	1.6%	0.9%	0.8%	1.1%
% of Patients satisfied with the dentistry they have received	1	1	N/A	90.0%	89.0%	91.5%
% of Patients satisfied with the time they had to wait for an appointment	0	1	N/A	87.4%	84.2%	87.9%

* This is based on patients treated on this contract for their most recent course of treatment. Figures in italics indicate the base number of FP17s or Patient Questionnaire responses are less than 100. N/A is shown where the base number of responses is less than 10 during the period. % is calculated as Quantity/Base number*100

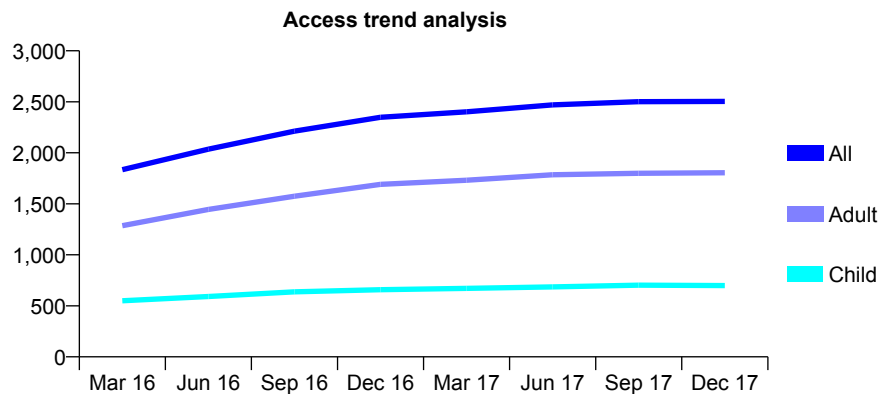
Q63 - Vital Signs At a Glance Contract Report for 171883/0001 - December 2017

Name or company name	Preventive Dental Practice
Contract type name	GDS Contract
Purpose of contract	General
Contract start date	01/11/2014
Contract end date	

17/18 Contracted general activity (UDA)	10,832
Carry forward general activity (UDA)	560
17/18 Contracted orthodontic activity (UOA)	0
Carry forward orthodontic activity (UOA)	0
Baseline contract value	£271,089.72

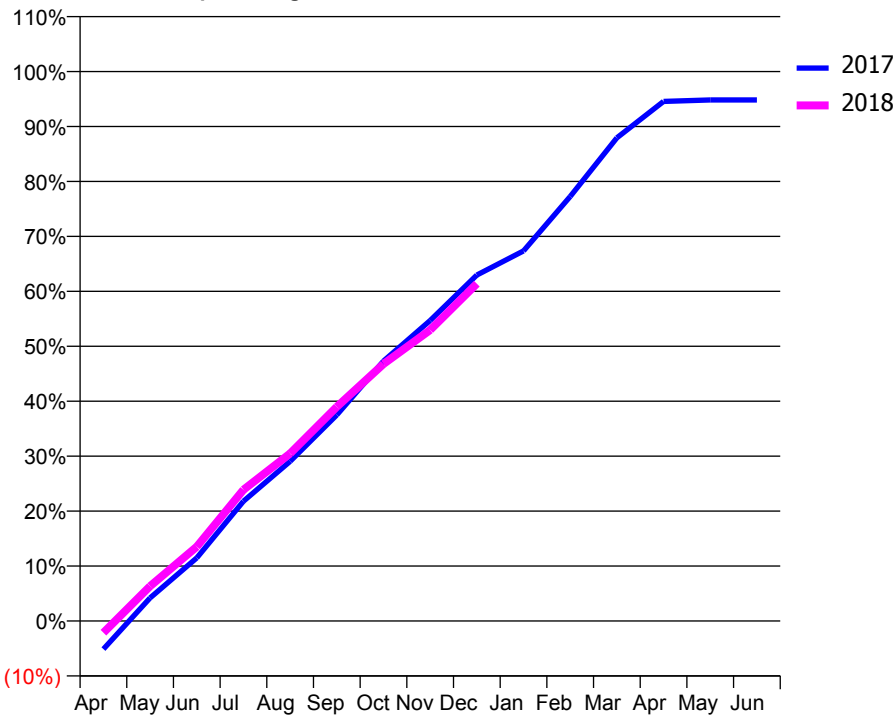
ACCESS*

Patients seen in 24 months	Total	Change since previous quarter
Quarter ending December 2016	2,349	
Quarter ending March 2017	2,402	↑
Quarter ending June 2017	2,470	↑
Quarter ending September 2017	2,501	→
Quarter ending December 2017	2,504	→
Variance since December 2016	6.6%	↑



ACTIVITY

Cumulative percentage of contracted UDA delivered 2017 & 2018



Month	Adjusted Scheduled Activity (UDA)	
	2017	2018
April	-557	-232
May	455	686
June	1,246	1,465
July	2,362	2,589
August	3,148	3,302
September	4,062	4,222
October	5,126	5,066
November	5,924	5,736
December	6,820	6,649
January	7,296	
February	8,368	
March	9,526	
April	10,242	
May	10,272	
June	10,272	

QUALITY

	Quantity	Base Number	Contract	AT	Region	England
% of FP17s for the same patient ID Re-attending within 3 months - Children	35	634	5.5%	10.2%	11.6%	12.0%
% of FP17s for the same patient ID Re-attending within 3 months - Adults	101	1,365	7.4%	15.3%	16.7%	15.9%
% of FP17s for the same patient ID Re-attending between 3 & 9 months - Children	265	634	41.8%	48.0%	47.3%	58.0%
% of FP17s for the same patient ID Re-attending between 3 & 9 months - Adults	567	1,365	41.5%	38.2%	38.3%	50.5%
% of FP17s for Band 1 Urgent Courses	31	1,864	1.7%	10.0%	10.5%	9.0%
% of FP17s Relating to Free Repair or Replacements	6	1,864	0.3%	0.6%	0.6%	0.8%
% of FP17s Relating to Continuations	14	1,864	0.8%	0.9%	0.8%	1.1%
% of Patients satisfied with the dentistry they have received	2	2	N/A	90.0%	89.0%	91.5%
% of Patients satisfied with the time they had to wait for an appointment	2	2	N/A	87.4%	84.2%	87.9%

* This is based on patients treated on this contract for their most recent course of treatment. Figures in italics indicate the base number of FP17s or Patient Questionnaire responses are less than 100. N/A is shown where the base number of responses is less than 10 during the period. % is calculated as Quantity/Base number*100

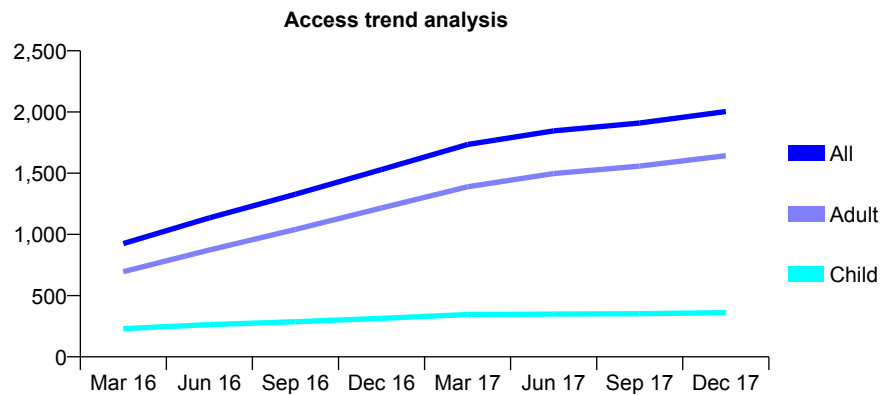
Q63 - Vital Signs At a Glance Contract Report for 173703/0001 - December 2017

Name or company name	Surrey Quays Dental Practice
Contract type name	GDS Contract
Purpose of contract	General
Contract start date	01/04/2015
Contract end date	

17/18 Contracted general activity (UDA)	8,533
Carry forward general activity (UDA)	0
17/18 Contracted orthodontic activity (UOA)	0
Carry forward orthodontic activity (UOA)	0
Baseline contract value	£218,995.73

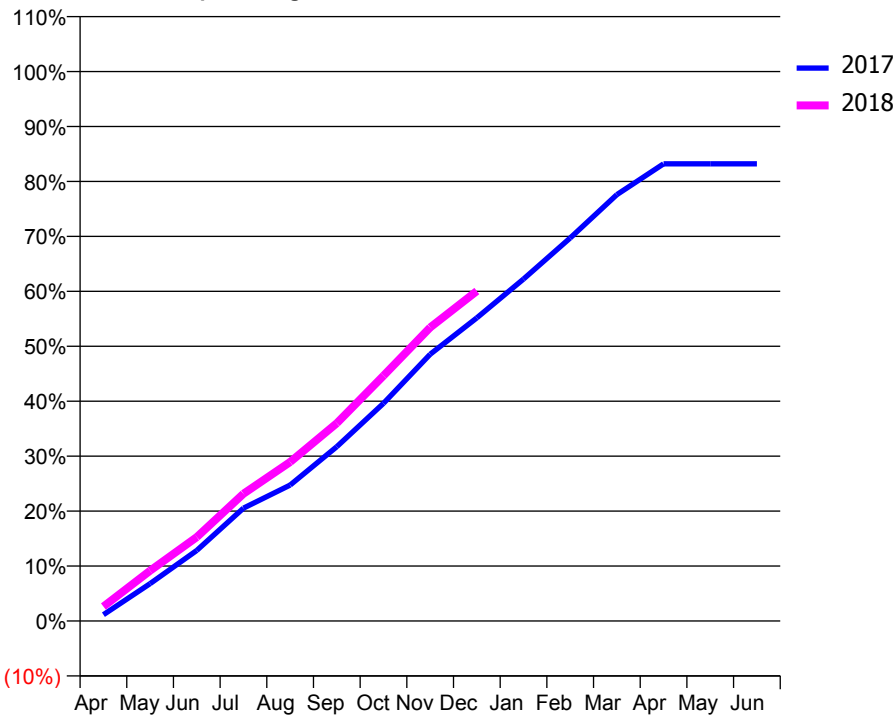
ACCESS*

Patients seen in 24 months	Total	Change since previous quarter
Quarter ending December 2016	1,530	
Quarter ending March 2017	1,735	↑
Quarter ending June 2017	1,846	↑
Quarter ending September 2017	1,910	↑
Quarter ending December 2017	2,004	↑
Variance since December 2016	31.0%	↑



ACTIVITY

Cumulative percentage of contracted UDA delivered 2017 & 2018



Month	Adjusted Scheduled Activity (UDA)	
	2017	2018
April	99	224
May	580	782
June	1,096	1,303
July	1,754	1,976
August	2,110	2,468
September	2,708	3,072
October	3,380	3,809
November	4,143	4,559
December	4,707	5,123
January	5,310	
February	5,949	
March	6,621	
April	7,100	
May	7,100	
June	7,100	

QUALITY

	Quantity	Base Number	Contract	AT	Region	England
% of FP17s for the same patient ID Re-attending within 3 months - Children	23	283	8.1%	10.2%	11.6%	12.0%
% of FP17s for the same patient ID Re-attending within 3 months - Adults	174	1,276	13.6%	15.3%	16.7%	15.9%
% of FP17s for the same patient ID Re-attending between 3 & 9 months - Children	110	283	38.9%	48.0%	47.3%	58.0%
% of FP17s for the same patient ID Re-attending between 3 & 9 months - Adults	347	1,276	27.2%	38.2%	38.3%	50.5%
% of FP17s for Band 1 Urgent Courses	217	1,449	15.0%	10.0%	10.5%	9.0%
% of FP17s Relating to Free Repair or Replacements	20	1,449	1.4%	0.6%	0.6%	0.8%
% of FP17s Relating to Continuations	19	1,449	1.3%	0.9%	0.8%	1.1%
% of Patients satisfied with the dentistry they have received	1	1	N/A	90.0%	89.0%	91.5%
% of Patients satisfied with the time they had to wait for an appointment	1	1	N/A	87.4%	84.2%	87.9%

* This is based on patients treated on this contract for their most recent course of treatment. Figures in italics indicate the base number of FP17s or Patient Questionnaire responses are less than 100. N/A is shown where the base number of responses is less than 10 during the period. % is calculated as Quantity/Base number*100

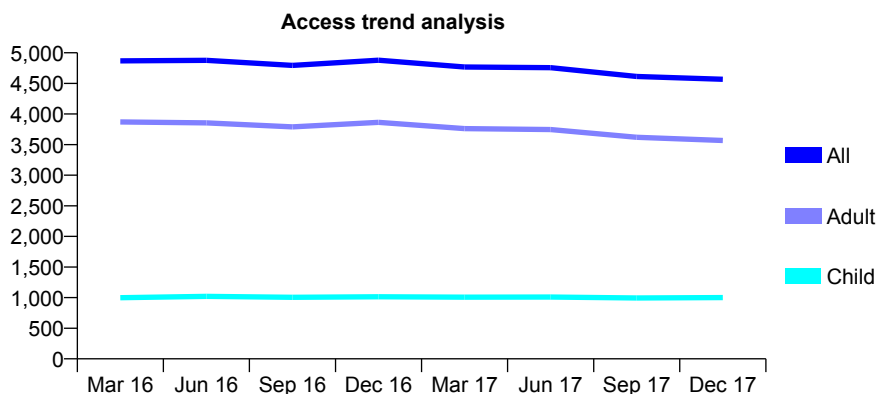
Q63 - Vital Signs At a Glance Contract Report for 173940/0001 - December 2017

Name or company name	Real Sweden Ltd
Contract type name	GDS Contract
Purpose of contract	General
Contract start date	01/10/2011
Contract end date	

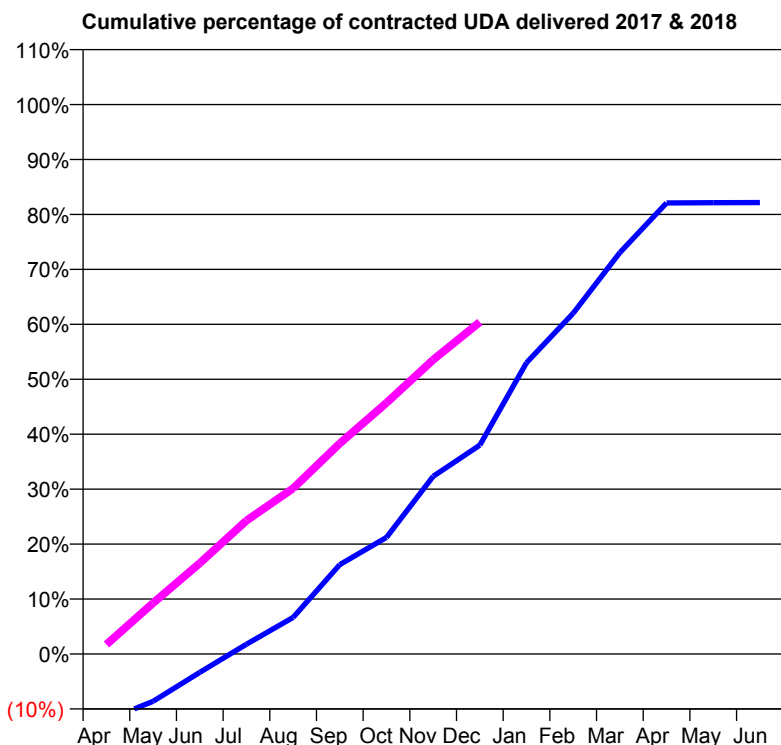
17/18 Contracted general activity (UDA)	18,485
Carry forward general activity (UDA)	0
17/18 Contracted orthodontic activity (UOA)	0
Carry forward orthodontic activity (UOA)	0
Baseline contract value	£474,581.72

ACCESS*

Patients seen in 24 months	Total	Change since previous quarter
Quarter ending December 2016	4,879	
Quarter ending March 2017	4,768	↓
Quarter ending June 2017	4,756	→
Quarter ending September 2017	4,613	↓
Quarter ending December 2017	4,568	→
Variance since December 2016	(6.4%)	↓



ACTIVITY



Month	Adjusted Scheduled Activity (UDA)	
	2017	2018
April	-2,232	323
May	-1,593	1,715
June	-619	3,056
July	331	4,487
August	1,232	5,573
September	3,008	7,086
October	3,924	8,448
November	5,977	9,898
December	7,026	11,168
January	9,798	
February	11,462	
March	13,505	
April	15,174	
May	15,184	
June	15,185	

QUALITY

	Quantity	Base Number	Contract	AT	Region	England
% of FP17s for the same patient ID Re-attending within 3 months - Children	75	1,000	7.5%	10.2%	11.6%	12.0%
% of FP17s for the same patient ID Re-attending within 3 months - Adults	488	3,047	16.0%	15.3%	16.7%	15.9%
% of FP17s for the same patient ID Re-attending between 3 & 9 months - Children	538	1,000	53.8%	48.0%	47.3%	58.0%
% of FP17s for the same patient ID Re-attending between 3 & 9 months - Adults	1,275	3,047	41.8%	38.2%	38.3%	50.5%
% of FP17s for Band 1 Urgent Courses	520	3,695	14.1%	10.0%	10.5%	9.0%
% of FP17s Relating to Free Repair or Replacements	8	3,695	0.2%	0.6%	0.6%	0.8%
% of FP17s Relating to Continuations	22	3,695	0.6%	0.9%	0.8%	1.1%
% of Patients satisfied with the dentistry they have received	3	4	N/A	90.0%	89.0%	91.5%
% of Patients satisfied with the time they had to wait for an appointment	4	4	N/A	87.4%	84.2%	87.9%

* This is based on patients treated on this contract for their most recent course of treatment. Figures in italics indicate the base number of FP17s or Patient Questionnaire responses are less than 100. N/A is shown where the base number of responses is less than 10 during the period. % is calculated as Quantity/Base number*100

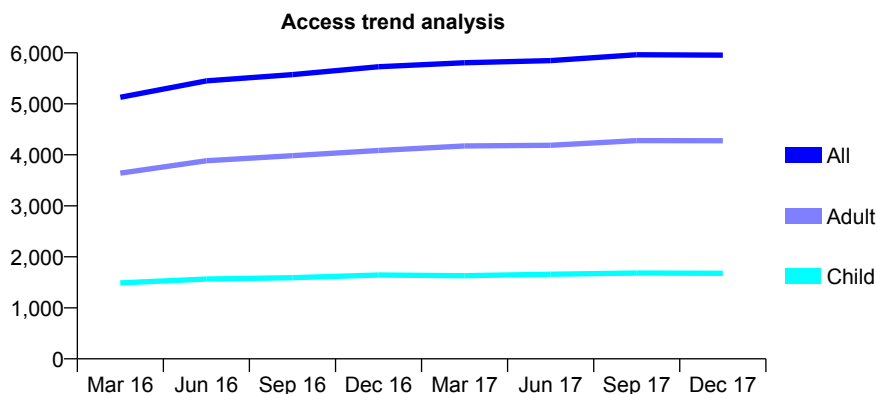
Q63 - Vital Signs At a Glance Contract Report for 173975/0001 - December 2017

Name or company name	Bridge Dental Centre Limited
Contract type name	GDS Contract
Purpose of contract	General
Contract start date	01/04/2009
Contract end date	

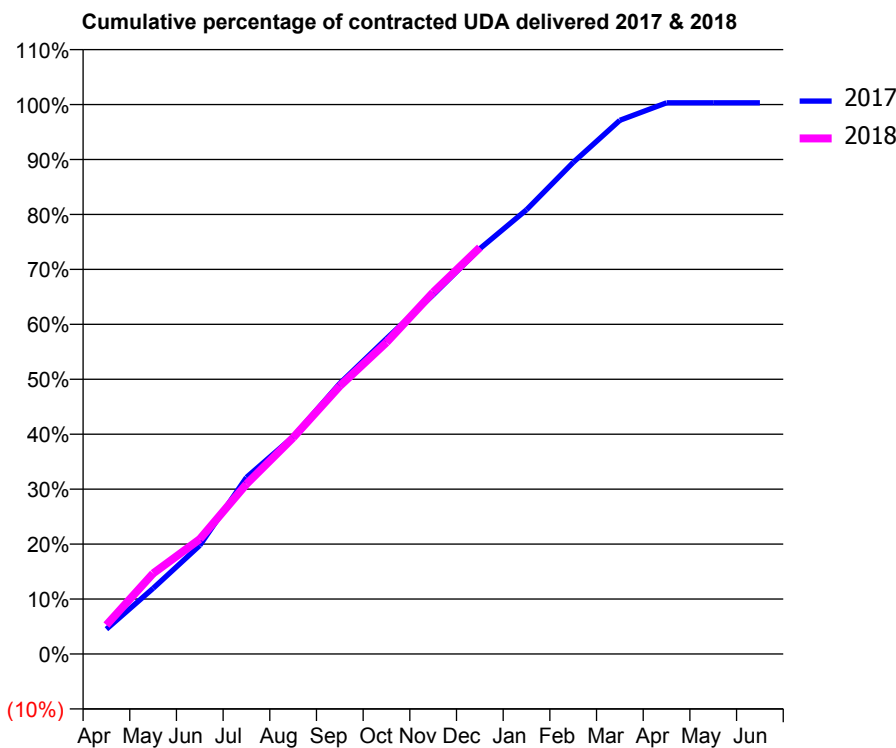
17/18 Contracted general activity (UDA)	12,000
Carry forward general activity (UDA)	-38
17/18 Contracted orthodontic activity (UOA)	0
Carry forward orthodontic activity (UOA)	0
Baseline contract value	£326,098.41

ACCESS*

Patients seen in 24 months	Total	Change since previous quarter
Quarter ending December 2016	5,727	
Quarter ending March 2017	5,805	→
Quarter ending June 2017	5,846	→
Quarter ending September 2017	5,962	→
Quarter ending December 2017	5,953	→
Variance since December 2016	3.9%	↑



ACTIVITY



Month	Adjusted Scheduled Activity (UDA)	
	2017	2018
April	544	632
May	1,435	1,760
June	2,370	2,508
July	3,856	3,711
August	4,746	4,724
September	5,909	5,852
October	6,890	6,803
November	7,844	7,898
December	8,852	8,876
January	9,701	
February	10,735	
March	11,654	
April	12,036	
May	12,038	
June	12,038	

QUALITY

	Quantity	Base Number	Contract	AT	Region	England
% of FP17s for the same patient ID Re-attending within 3 months - Children	70	1,618	4.3%	10.2%	11.6%	12.0%
% of FP17s for the same patient ID Re-attending within 3 months - Adults	492	3,711	13.3%	15.3%	16.7%	15.9%
% of FP17s for the same patient ID Re-attending between 3 & 9 months - Children	801	1,618	49.5%	48.0%	47.3%	58.0%
% of FP17s for the same patient ID Re-attending between 3 & 9 months - Adults	1,335	3,711	36.0%	38.2%	38.3%	50.5%
% of FP17s for Band 1 Urgent Courses	420	5,163	8.1%	10.0%	10.5%	9.0%
% of FP17s Relating to Free Repair or Replacements	40	5,163	0.8%	0.6%	0.6%	0.8%
% of FP17s Relating to Continuations	83	5,163	1.6%	0.9%	0.8%	1.1%
% of Patients satisfied with the dentistry they have received	7	7	N/A	90.0%	89.0%	91.5%
% of Patients satisfied with the time they had to wait for an appointment	5	7	N/A	87.4%	84.2%	87.9%

* This is based on patients treated on this contract for their most recent course of treatment. Figures in italics indicate the base number of FP17s or Patient Questionnaire responses are less than 100. N/A is shown where the base number of responses is less than 10 during the period. % is calculated as Quantity/Base number*100

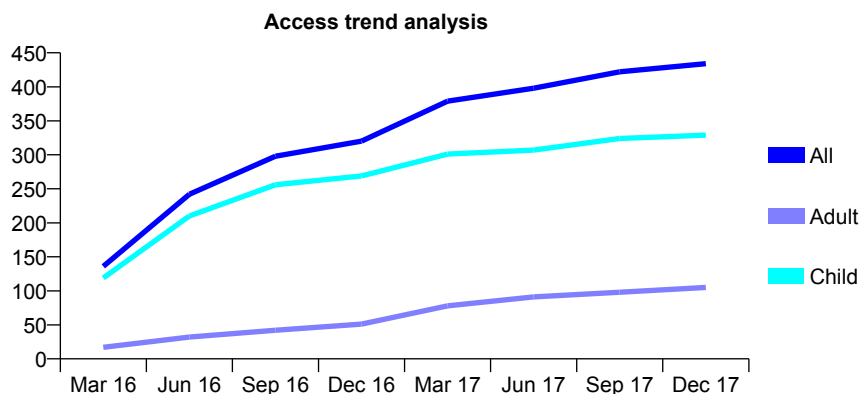
Q63 - Vital Signs At a Glance Contract Report for 174521/0001 - December 2017

Name or company name	Bridge Road Dental Surgery
Contract type name	GDS Contract
Purpose of contract	General
Contract start date	01/11/2015
Contract end date	

17/18 Contracted general activity (UDA)	1,000
Carry forward general activity (UDA)	-6
17/18 Contracted orthodontic activity (UOA)	0
Carry forward orthodontic activity (UOA)	0
Baseline contract value	£29,333.54

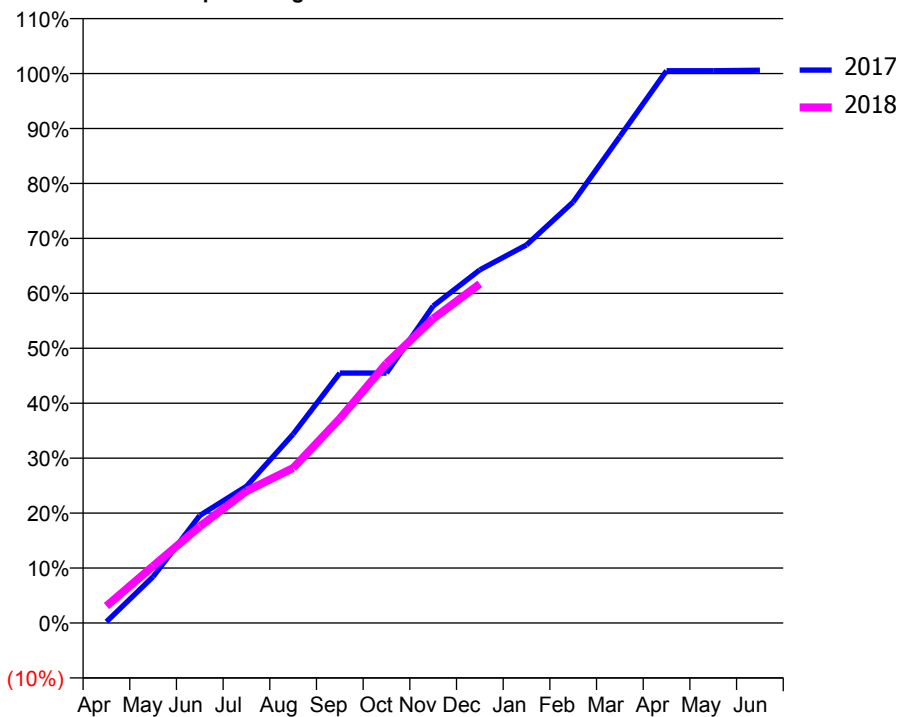
ACCESS*

Patients seen in 24 months	Total	Change since previous quarter
Quarter ending December 2016	320	
Quarter ending March 2017	379	↑
Quarter ending June 2017	398	↑
Quarter ending September 2017	422	↑
Quarter ending December 2017	434	↑
Variance since December 2016	35.6%	↑



ACTIVITY

Cumulative percentage of contracted UDA delivered 2017 & 2018



Month	Adjusted Scheduled Activity (UDA)	
	2017	2018
April	2	31
May	84	104
June	196	176
July	249	240
August	344	282
September	455	372
October	455	473
November	577	554
December	643	617
January	688	
February	766	
March	885	
April	1,005	
May	1,005	
June	1,006	

QUALITY

	Quantity	Base Number	Contract	AT	Region	England
% of FP17s for the same patient ID Re-attending within 3 months - Children	24	360	6.7%	10.2%	11.6%	12.0%
% of FP17s for the same patient ID Re-attending within 3 months - Adults	3	42	7.1%	15.3%	16.7%	15.9%
% of FP17s for the same patient ID Re-attending between 3 & 9 months - Children	223	360	61.9%	48.0%	47.3%	58.0%
% of FP17s for the same patient ID Re-attending between 3 & 9 months - Adults	7	42	16.7%	38.2%	38.3%	50.5%
% of FP17s for Band 1 Urgent Courses	16	357	4.5%	10.0%	10.5%	9.0%
% of FP17s Relating to Free Repair or Replacements	0	357	0.0%	0.6%	0.6%	0.8%
% of FP17s Relating to Continuations	0	357	0.0%	0.9%	0.8%	1.1%
% of Patients satisfied with the dentistry they have received	1	1	N/A	90.0%	89.0%	91.5%
% of Patients satisfied with the time they had to wait for an appointment	1	1	N/A	87.4%	84.2%	87.9%

* This is based on patients treated on this contract for their most recent course of treatment. Figures in italics indicate the base number of FP17s or Patient Questionnaire responses are less than 100. N/A is shown where the base number of responses is less than 10 during the period. % is calculated as Quantity/Base number*100

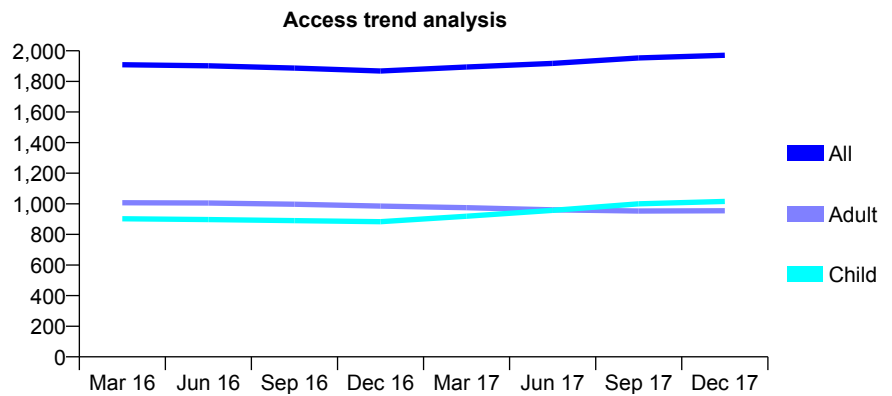
Q63 - Vital Signs At a Glance Contract Report for 174696/0001 - December 2017

Name or company name	Paget Dental Practice
Contract type name	GDS Contract
Purpose of contract	General
Contract start date	27/09/2007
Contract end date	

17/18 Contracted general activity (UDA)	5,043
Carry forward general activity (UDA)	201
17/18 Contracted orthodontic activity (UOA)	0
Carry forward orthodontic activity (UOA)	0
Baseline contract value	£118,224.74

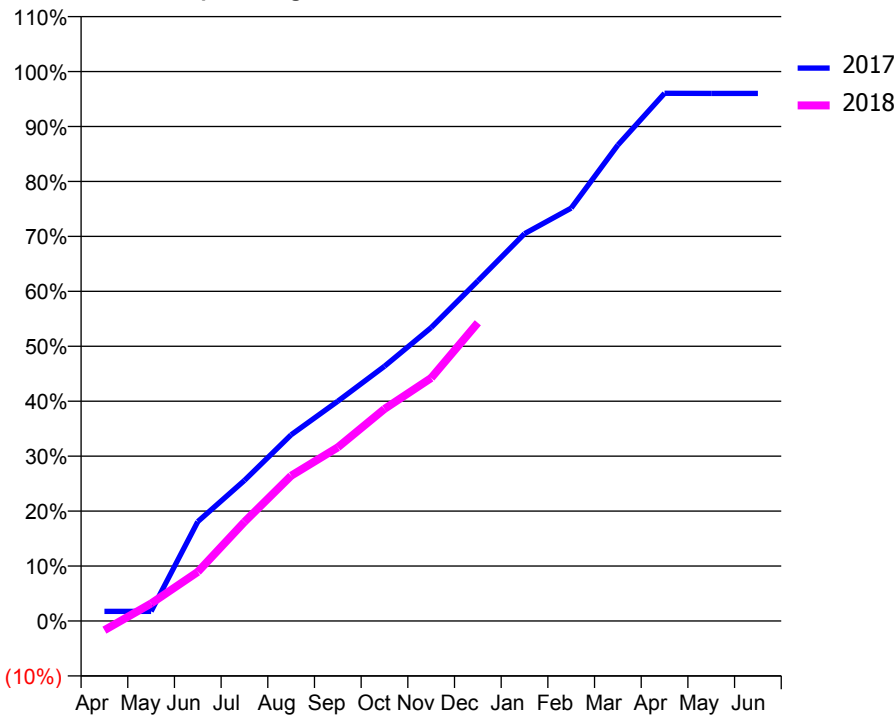
ACCESS*

Patients seen in 24 months	Total	Change since previous quarter
Quarter ending December 2016	1,868	
Quarter ending March 2017	1,894	→
Quarter ending June 2017	1,918	→
Quarter ending September 2017	1,953	→
Quarter ending December 2017	1,971	→
Variance since December 2016	5.5%	↑



ACTIVITY

Cumulative percentage of contracted UDA delivered 2017 & 2018



Month	Adjusted Scheduled Activity (UDA)	
	2017	2018
April	89	-86
May	89	161
June	912	451
July	1,291	910
August	1,708	1,333
September	2,018	1,594
October	2,338	1,946
November	2,693	2,230
December	3,122	2,736
January	3,554	
February	3,790	
March	4,368	
April	4,843	
May	4,842	
June	4,842	

QUALITY

	Quantity	Base Number	Contract	AT	Region	England
% of FP17s for the same patient ID Re-attending within 3 months - Children	124	1,262	9.8%	10.2%	11.6%	12.0%
% of FP17s for the same patient ID Re-attending within 3 months - Adults	149	1,031	14.5%	15.3%	16.7%	15.9%
% of FP17s for the same patient ID Re-attending between 3 & 9 months - Children	752	1,262	59.6%	48.0%	47.3%	58.0%
% of FP17s for the same patient ID Re-attending between 3 & 9 months - Adults	633	1,031	61.4%	38.2%	38.3%	50.5%
% of FP17s for Band 1 Urgent Courses	153	2,030	7.5%	10.0%	10.5%	9.0%
% of FP17s Relating to Free Repair or Replacements	3	2,030	0.1%	0.6%	0.6%	0.8%
% of FP17s Relating to Continuations	1	2,030	0.0%	0.9%	0.8%	1.1%
% of Patients satisfied with the dentistry they have received	1	1	N/A	90.0%	89.0%	91.5%
% of Patients satisfied with the time they had to wait for an appointment	1	1	N/A	87.4%	84.2%	87.9%

* This is based on patients treated on this contract for their most recent course of treatment. Figures in italics indicate the base number of FP17s or Patient Questionnaire responses are less than 100. N/A is shown where the base number of responses is less than 10 during the period. % is calculated as Quantity/Base number*100

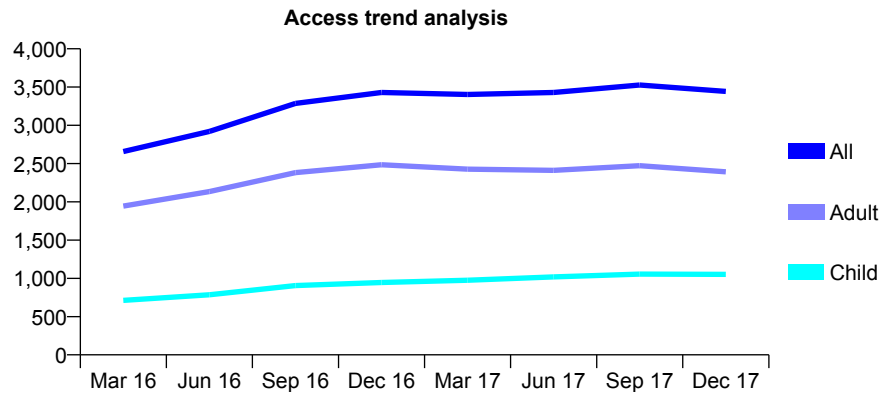
Q63 - Vital Signs At a Glance Contract Report for 174866/0001 - December 2017

Name or company name	Hasan and Hasan
Contract type name	GDS Contract
Purpose of contract	General
Contract start date	01/12/2014
Contract end date	

17/18 Contracted general activity (UDA)	6,100
Carry forward general activity (UDA)	-79
17/18 Contracted orthodontic activity (UOA)	0
Carry forward orthodontic activity (UOA)	0
Baseline contract value	£173,423.12

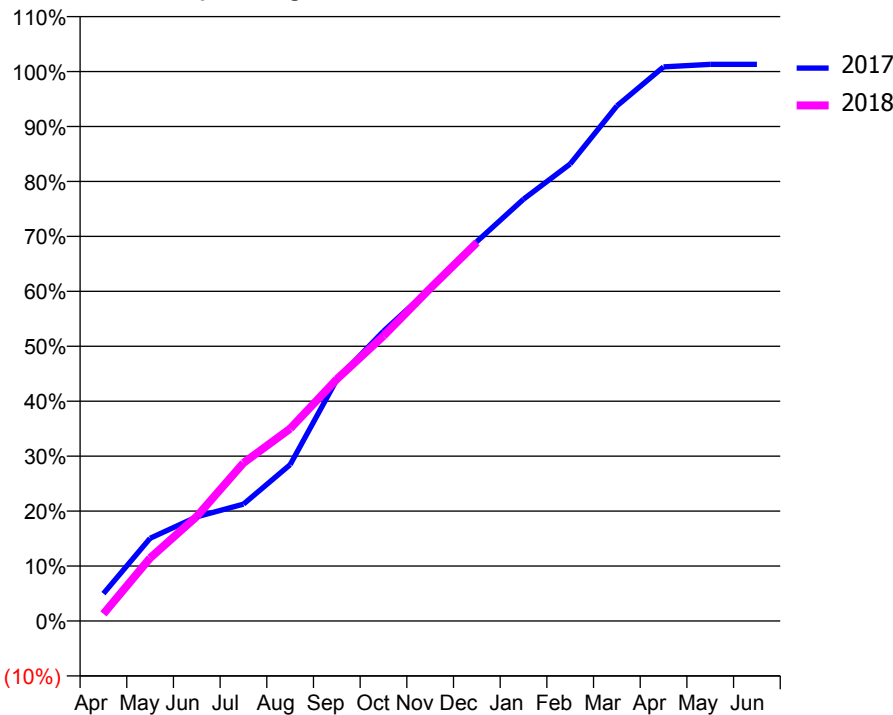
ACCESS*

Patients seen in 24 months	Total	Change since previous quarter
Quarter ending December 2016	3,430	
Quarter ending March 2017	3,403	→
Quarter ending June 2017	3,430	→
Quarter ending September 2017	3,527	↑
Quarter ending December 2017	3,444	↓
Variance since December 2016	0.4%	→



ACTIVITY

Cumulative percentage of contracted UDA delivered 2017 & 2018



Month	Adjusted Scheduled Activity (UDA)	
	2017	2018
April	304	79
May	919	699
June	1,157	1,162
July	1,297	1,755
August	1,735	2,135
September	2,680	2,685
October	3,217	3,163
November	3,691	3,693
December	4,213	4,200
January	4,683	
February	5,073	
March	5,718	
April	6,151	
May	6,179	
June	6,179	

QUALITY

	Quantity	Base Number	Contract	AT	Region	England
% of FP17s for the same patient ID Re-attending within 3 months - Children	37	699	5.3%	10.2%	11.6%	12.0%
% of FP17s for the same patient ID Re-attending within 3 months - Adults	66	1,426	4.6%	15.3%	16.7%	15.9%
% of FP17s for the same patient ID Re-attending between 3 & 9 months - Children	123	699	17.6%	48.0%	47.3%	58.0%
% of FP17s for the same patient ID Re-attending between 3 & 9 months - Adults	183	1,426	12.8%	38.2%	38.3%	50.5%
% of FP17s for Band 1 Urgent Courses	233	1,951	11.9%	10.0%	10.5%	9.0%
% of FP17s Relating to Free Repair or Replacements	9	1,951	0.5%	0.6%	0.6%	0.8%
% of FP17s Relating to Continuations	10	1,951	0.5%	0.9%	0.8%	1.1%
% of Patients satisfied with the dentistry they have received	2	2	N/A	90.0%	89.0%	91.5%
% of Patients satisfied with the time they had to wait for an appointment	2	2	N/A	87.4%	84.2%	87.9%

* This is based on patients treated on this contract for their most recent course of treatment. Figures in italics indicate the base number of FP17s or Patient Questionnaire responses are less than 100. N/A is shown where the base number of responses is less than 10 during the period. % is calculated as Quantity/Base number*100

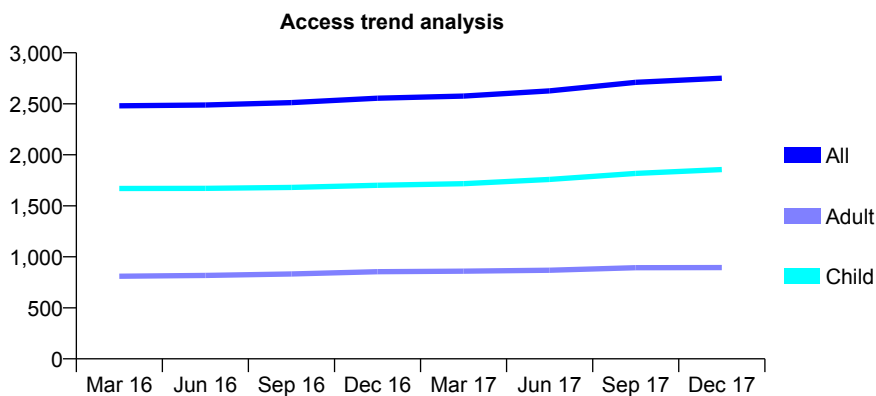
Q63 - Vital Signs At a Glance Contract Report for 175560/0001 - December 2017

Name or company name	Adams House Dental Practice
Contract type name	GDS Contract
Purpose of contract	General
Contract start date	06/04/2009
Contract end date	

17/18 Contracted general activity (UDA)	8,000
Carry forward general activity (UDA)	-75
17/18 Contracted orthodontic activity (UOA)	0
Carry forward orthodontic activity (UOA)	0
Baseline contract value	£212,571.99

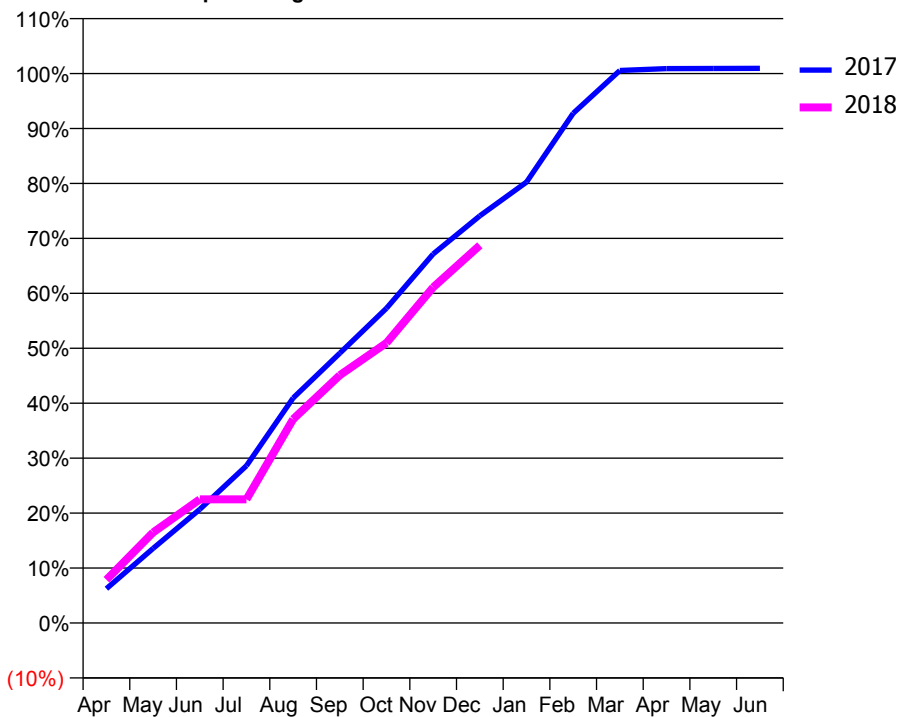
ACCESS*

Patients seen in 24 months	Total	Change since previous quarter
Quarter ending December 2016	2,555	
Quarter ending March 2017	2,576	→
Quarter ending June 2017	2,627	→
Quarter ending September 2017	2,711	↑
Quarter ending December 2017	2,751	→
Variance since December 2016	7.7%	↑



ACTIVITY

Cumulative percentage of contracted UDA delivered 2017 & 2018



Month	Adjusted Scheduled Activity (UDA)	
	2017	2018
April	500	631
May	1,085	1,318
June	1,656	1,801
July	2,290	1,801
August	3,277	2,967
September	3,929	3,609
October	4,583	4,078
November	5,372	4,888
December	5,929	5,498
January	6,420	
February	7,421	
March	8,044	
April	8,071	
May	8,072	
June	8,075	

QUALITY

	Quantity	Base Number	Contract	AT	Region	England
% of FP17s for the same patient ID Re-attending within 3 months - Children	142	2,185	6.5%	10.2%	11.6%	12.0%
% of FP17s for the same patient ID Re-attending within 3 months - Adults	156	808	19.3%	15.3%	16.7%	15.9%
% of FP17s for the same patient ID Re-attending between 3 & 9 months - Children	1,501	2,185	68.7%	48.0%	47.3%	58.0%
% of FP17s for the same patient ID Re-attending between 3 & 9 months - Adults	399	808	49.4%	38.2%	38.3%	50.5%
% of FP17s for Band 1 Urgent Courses	245	2,974	8.2%	10.0%	10.5%	9.0%
% of FP17s Relating to Free Repair or Replacements	1	2,974	0.0%	0.6%	0.6%	0.8%
% of FP17s Relating to Continuations	0	2,974	0.0%	0.9%	0.8%	1.1%
% of Patients satisfied with the dentistry they have received	0	0	N/A	90.0%	89.0%	91.5%
% of Patients satisfied with the time they had to wait for an appointment	0	0	N/A	87.4%	84.2%	87.9%

* This is based on patients treated on this contract for their most recent course of treatment. Figures in italics indicate the base number of FP17s or Patient Questionnaire responses are less than 100. N/A is shown where the base number of responses is less than 10 during the period. % is calculated as Quantity/Base number*100

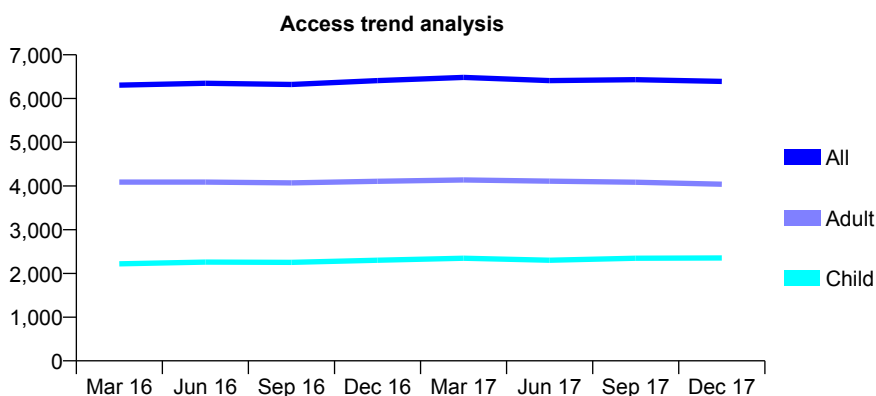
Q63 - Vital Signs At a Glance Contract Report for 179027/0001 - December 2017

Name or company name	Simply Bright
Contract type name	GDS Contract
Purpose of contract	General
Contract start date	17/05/2010
Contract end date	

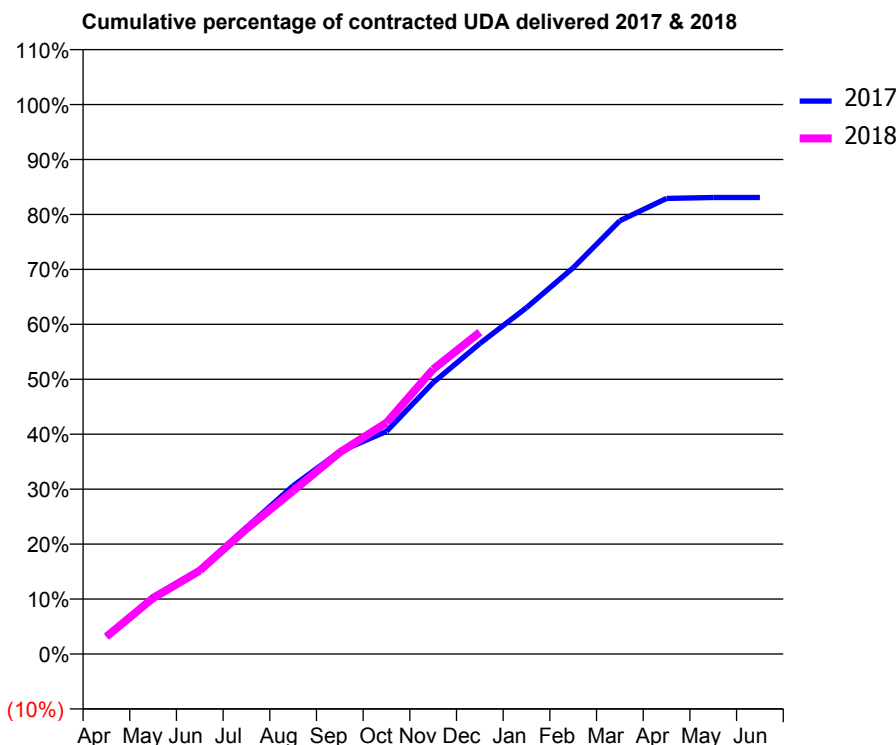
17/18 Contracted general activity (UDA)	17,000
Carry forward general activity (UDA)	0
17/18 Contracted orthodontic activity (UOA)	0
Carry forward orthodontic activity (UOA)	0
Baseline contract value	£420,423.73

ACCESS*

Patients seen in 24 months	Total	Change since previous quarter
Quarter ending December 2016	6,409	
Quarter ending March 2017	6,484	→
Quarter ending June 2017	6,411	↓
Quarter ending September 2017	6,432	→
Quarter ending December 2017	6,392	→
Variance since December 2016	(0.3%)	→



ACTIVITY



Month	Adjusted Scheduled Activity (UDA)	
	2017	2018
April	599	540
May	1,983	1,730
June	2,915	2,580
July	4,379	3,870
August	5,816	5,048
September	7,004	6,238
October	7,697	7,156
November	9,385	8,810
December	10,737	9,955
January	11,977	
February	13,354	
March	14,981	
April	15,751	
May	15,785	
June	15,786	

QUALITY

	Quantity	Base Number	Contract	AT	Region	England
% of FP17s for the same patient ID Re-attending within 3 months - Children	142	2,175	6.5%	10.2%	11.6%	12.0%
% of FP17s for the same patient ID Re-attending within 3 months - Adults	327	2,991	10.9%	15.3%	16.7%	15.9%
% of FP17s for the same patient ID Re-attending between 3 & 9 months - Children	1,150	2,175	52.9%	48.0%	47.3%	58.0%
% of FP17s for the same patient ID Re-attending between 3 & 9 months - Adults	1,224	2,991	40.9%	38.2%	38.3%	50.5%
% of FP17s for Band 1 Urgent Courses	348	4,829	7.2%	10.0%	10.5%	9.0%
% of FP17s Relating to Free Repair or Replacements	27	4,829	0.6%	0.6%	0.6%	0.8%
% of FP17s Relating to Continuations	10	4,829	0.2%	0.9%	0.8%	1.1%
% of Patients satisfied with the dentistry they have received	7	8	N/A	90.0%	89.0%	91.5%
% of Patients satisfied with the time they had to wait for an appointment	6	8	N/A	87.4%	84.2%	87.9%

* This is based on patients treated on this contract for their most recent course of treatment. Figures in italics indicate the base number of FP17s or Patient Questionnaire responses are less than 100. N/A is shown where the base number of responses is less than 10 during the period. % is calculated as Quantity/Base number*100

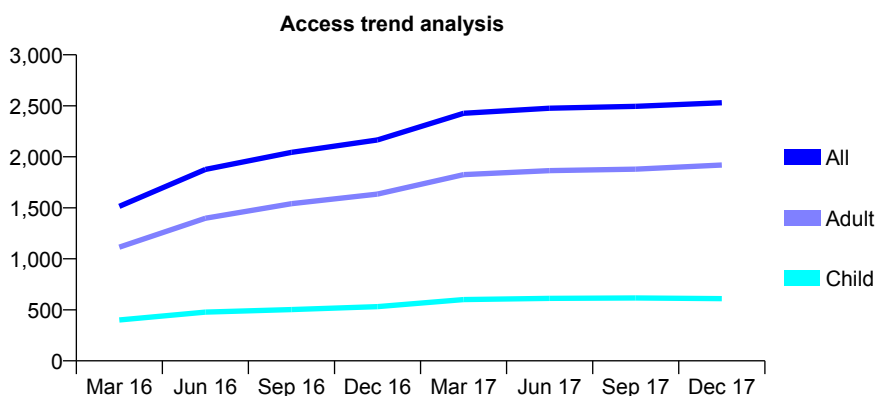
Q63 - Vital Signs At a Glance Contract Report for 179434/0008 - December 2017

Name or company name	Mr M Eyrumlu & Mr A Eyrumlu
Contract type name	GDS Contract
Purpose of contract	General
Contract start date	01/04/2015
Contract end date	

17/18 Contracted general activity (UDA)	12,947
Carry forward general activity (UDA)	0
17/18 Contracted orthodontic activity (UOA)	0
Carry forward orthodontic activity (UOA)	0
Baseline contract value	£388,300.40

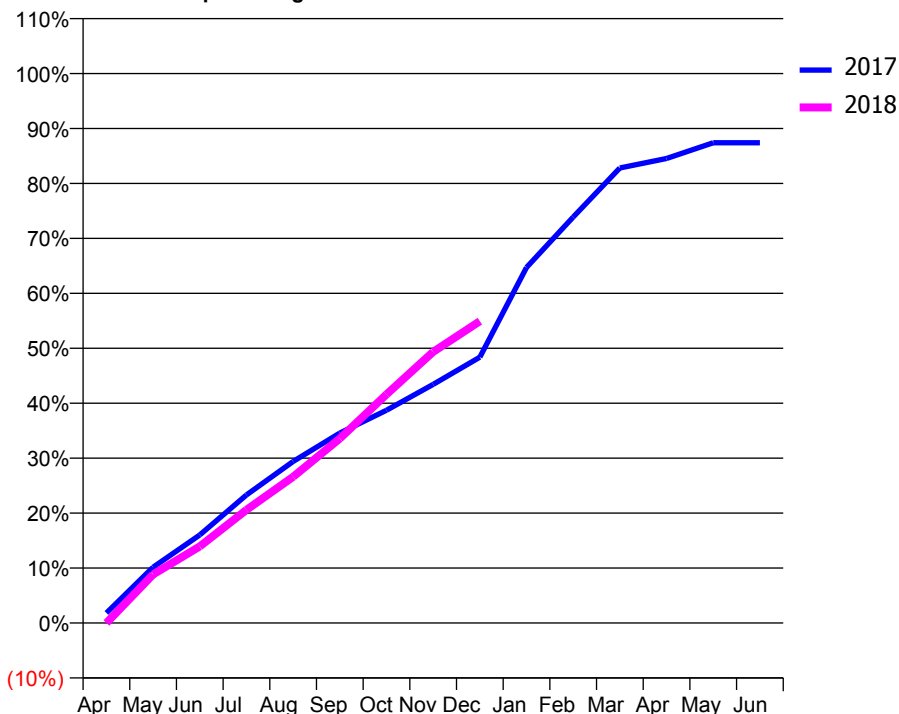
ACCESS*

Patients seen in 24 months	Total	Change since previous quarter
Quarter ending December 2016	2,166	
Quarter ending March 2017	2,427	↑
Quarter ending June 2017	2,477	↑
Quarter ending September 2017	2,495	→
Quarter ending December 2017	2,530	→
Variance since December 2016	16.8%	↑



ACTIVITY

Cumulative percentage of contracted UDA delivered 2017 & 2018



Month	Adjusted Scheduled Activity (UDA)	
	2017	2018
April	237	0
May	1,314	1,144
June	2,075	1,805
July	3,018	2,665
August	3,806	3,445
September	4,477	4,348
October	5,013	5,388
November	5,622	6,388
December	6,262	7,110
January	8,379	
February	9,565	
March	10,720	
April	10,946	
May	11,316	
June	11,316	

QUALITY

	Quantity	Base Number	Contract	AT	Region	England
% of FP17s for the same patient ID Re-attending within 3 months - Children	43	605	7.1%	10.2%	11.6%	12.0%
% of FP17s for the same patient ID Re-attending within 3 months - Adults	326	1,750	18.6%	15.3%	16.7%	15.9%
% of FP17s for the same patient ID Re-attending between 3 & 9 months - Children	327	605	54.0%	48.0%	47.3%	58.0%
% of FP17s for the same patient ID Re-attending between 3 & 9 months - Adults	682	1,750	39.0%	38.2%	38.3%	50.5%
% of FP17s for Band 1 Urgent Courses	190	2,196	8.7%	10.0%	10.5%	9.0%
% of FP17s Relating to Free Repair or Replacements	7	2,196	0.3%	0.6%	0.6%	0.8%
% of FP17s Relating to Continuations	74	2,196	3.4%	0.9%	0.8%	1.1%
% of Patients satisfied with the dentistry they have received	1	1	N/A	90.0%	89.0%	91.5%
% of Patients satisfied with the time they had to wait for an appointment	1	1	N/A	87.4%	84.2%	87.9%

* This is based on patients treated on this contract for their most recent course of treatment. Figures in italics indicate the base number of FP17s or Patient Questionnaire responses are less than 100. N/A is shown where the base number of responses is less than 10 during the period. % is calculated as Quantity/Base number*100

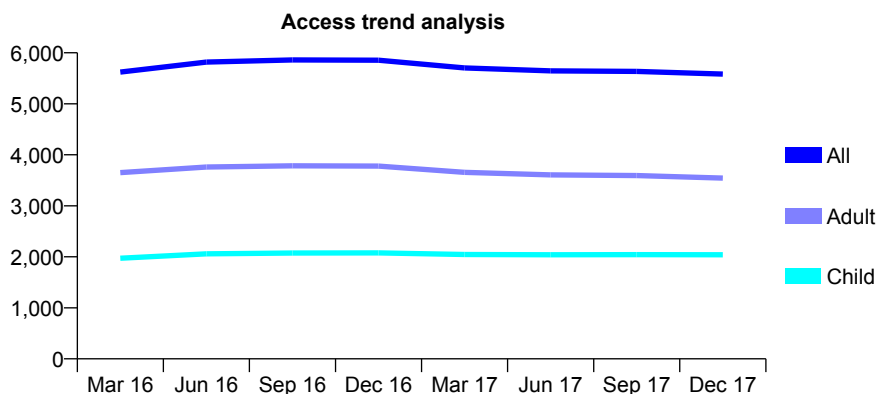
Q63 - Vital Signs At a Glance Contract Report for 179469/0002 - December 2017

Name or company name	Whitton Corner Dental Practice
Contract type name	GDS Contract
Purpose of contract	General
Contract start date	01/04/2014
Contract end date	

17/18 Contracted general activity (UDA)	20,000
Carry forward general activity (UDA)	-265
17/18 Contracted orthodontic activity (UOA)	0
Carry forward orthodontic activity (UOA)	0
Baseline contract value	£531,032.04

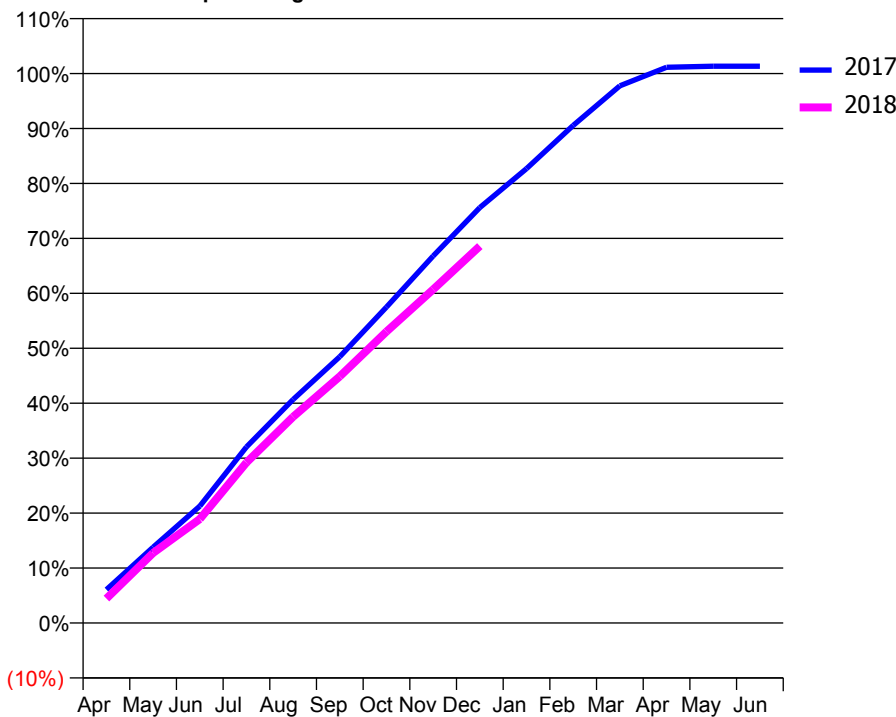
ACCESS*

Patients seen in 24 months	Total	Change since previous quarter
Quarter ending December 2016	5,855	
Quarter ending March 2017	5,703	↓
Quarter ending June 2017	5,646	→
Quarter ending September 2017	5,635	→
Quarter ending December 2017	5,584	→
Variance since December 2016	(4.6%)	↓



ACTIVITY

Cumulative percentage of contracted UDA delivered 2017 & 2018



Month	Adjusted Scheduled Activity (UDA)	
	2017	2018
April	1,215	890
May	2,757	2,550
June	4,254	3,783
July	6,408	5,839
August	8,137	7,507
September	9,697	8,978
October	11,498	10,606
November	13,361	12,143
December	15,121	13,719
January	16,538	
February	18,110	
March	19,553	
April	20,227	
May	20,264	
June	20,265	

QUALITY

	Quantity	Base Number	Contract	AT	Region	England
% of FP17s for the same patient ID Re-attending within 3 months - Children	198	2,440	8.1%	10.2%	11.6%	12.0%
% of FP17s for the same patient ID Re-attending within 3 months - Adults	621	3,499	17.7%	15.3%	16.7%	15.9%
% of FP17s for the same patient ID Re-attending between 3 & 9 months - Children	1,592	2,440	65.2%	48.0%	47.3%	58.0%
% of FP17s for the same patient ID Re-attending between 3 & 9 months - Adults	1,719	3,499	49.1%	38.2%	38.3%	50.5%
% of FP17s for Band 1 Urgent Courses	665	5,656	11.8%	10.0%	10.5%	9.0%
% of FP17s Relating to Free Repair or Replacements	106	5,656	1.9%	0.6%	0.6%	0.8%
% of FP17s Relating to Continuations	6	5,656	0.1%	0.9%	0.8%	1.1%
% of Patients satisfied with the dentistry they have received	3	4	N/A	90.0%	89.0%	91.5%
% of Patients satisfied with the time they had to wait for an appointment	4	4	N/A	87.4%	84.2%	87.9%

* This is based on patients treated on this contract for their most recent course of treatment. Figures in italics indicate the base number of FP17s or Patient Questionnaire responses are less than 100. N/A is shown where the base number of responses is less than 10 during the period. % is calculated as Quantity/Base number*100

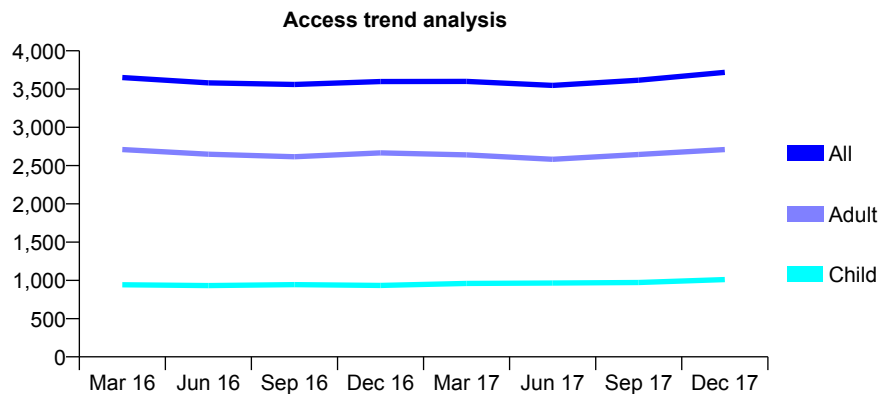
Q63 - Vital Signs At a Glance Contract Report for 181765/0001 - December 2017

Name or company name	Green Lane Dental Care Limited
Contract type name	GDS Contract
Purpose of contract	General
Contract start date	10/12/2010
Contract end date	

17/18 Contracted general activity (UDA)	17,064
Carry forward general activity (UDA)	0
17/18 Contracted orthodontic activity (UOA)	0
Carry forward orthodontic activity (UOA)	0
Baseline contract value	£521,507.96

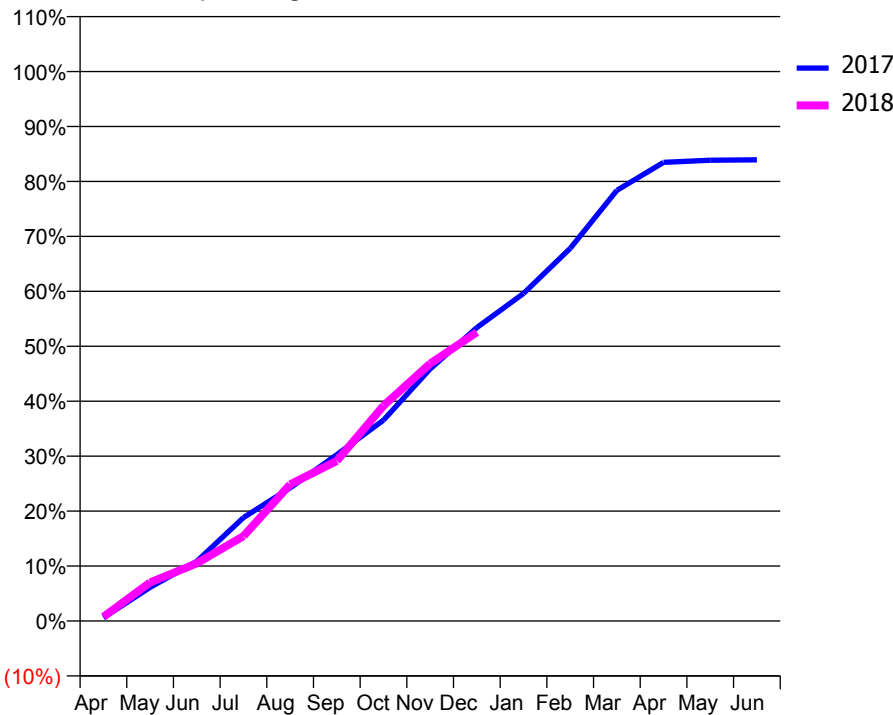
ACCESS*

Patients seen in 24 months	Total	Change since previous quarter
Quarter ending December 2016	3,598	
Quarter ending March 2017	3,600	→
Quarter ending June 2017	3,548	↓
Quarter ending September 2017	3,616	→
Quarter ending December 2017	3,719	↑
Variance since December 2016	3.4%	↑



ACTIVITY

Cumulative percentage of contracted UDA delivered 2017 & 2018



Month	Adjusted Scheduled Activity (UDA)	
	2017	2018
April	103	130
May	1,047	1,197
June	1,853	1,790
July	3,212	2,635
August	4,135	4,243
September	5,164	4,971
October	6,237	6,685
November	7,829	7,994
December	9,110	8,966
January	10,173	
February	11,574	
March	13,375	
April	14,243	
May	14,311	
June	14,323	

QUALITY

	Quantity	Base Number	Contract	AT	Region	England
% of FP17s for the same patient ID Re-attending within 3 months - Children	57	733	7.8%	10.2%	11.6%	12.0%
% of FP17s for the same patient ID Re-attending within 3 months - Adults	254	1,946	13.1%	15.3%	16.7%	15.9%
% of FP17s for the same patient ID Re-attending between 3 & 9 months - Children	231	733	31.5%	48.0%	47.3%	58.0%
% of FP17s for the same patient ID Re-attending between 3 & 9 months - Adults	543	1,946	27.9%	38.2%	38.3%	50.5%
% of FP17s for Band 1 Urgent Courses	305	2,450	12.4%	10.0%	10.5%	9.0%
% of FP17s Relating to Free Repair or Replacements	5	2,450	0.2%	0.6%	0.6%	0.8%
% of FP17s Relating to Continuations	16	2,450	0.7%	0.9%	0.8%	1.1%
% of Patients satisfied with the dentistry they have received	4	4	N/A	90.0%	89.0%	91.5%
% of Patients satisfied with the time they had to wait for an appointment	4	4	N/A	87.4%	84.2%	87.9%

* This is based on patients treated on this contract for their most recent course of treatment. Figures in italics indicate the base number of FP17s or Patient Questionnaire responses are less than 100. N/A is shown where the base number of responses is less than 10 during the period. % is calculated as Quantity/Base number*100

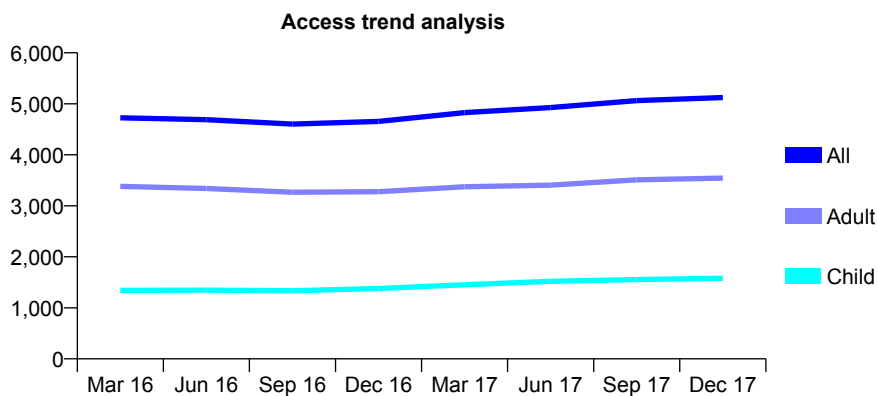
Q63 - Vital Signs At a Glance Contract Report for 181765/0002 - December 2017

Name or company name	Gabokun Dental Care Ltd
Contract type name	GDS Contract
Purpose of contract	General
Contract start date	01/02/2011
Contract end date	

17/18 Contracted general activity (UDA)	16,000
Carry forward general activity (UDA)	483
17/18 Contracted orthodontic activity (UOA)	0
Carry forward orthodontic activity (UOA)	0
Baseline contract value	£619,645.21

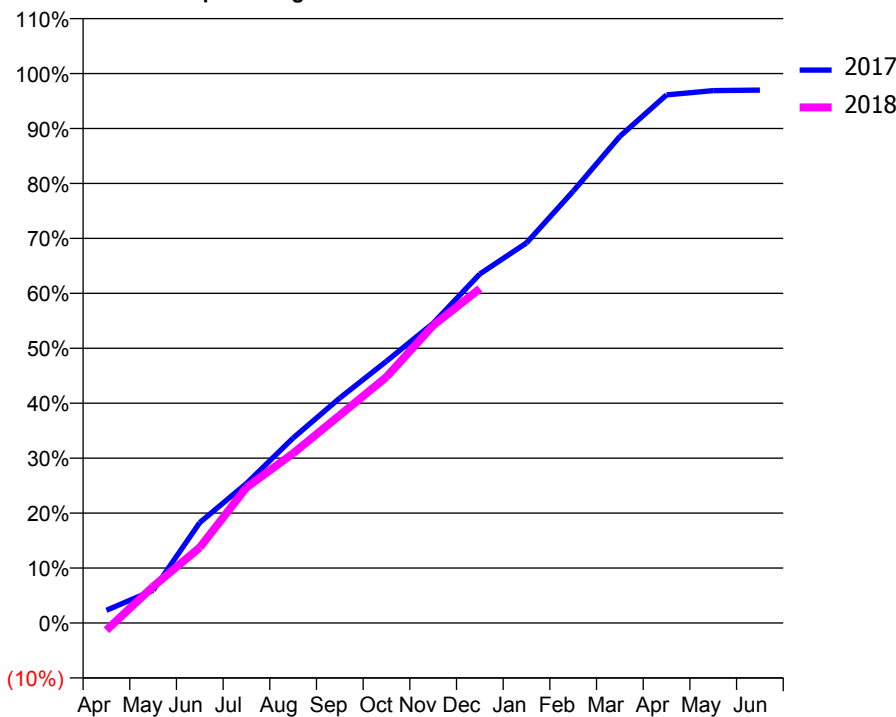
ACCESS*

Patients seen in 24 months	Total	Change since previous quarter
Quarter ending December 2016	4,656	
Quarter ending March 2017	4,827	↑
Quarter ending June 2017	4,927	↑
Quarter ending September 2017	5,063	↑
Quarter ending December 2017	5,124	→
Variance since December 2016	10.1%	↑



ACTIVITY

Cumulative percentage of contracted UDA delivered 2017 & 2018



Month	Adjusted Scheduled Activity (UDA)	
	2017	2018
April	369	-210
May	954	1,060
June	2,927	2,199
July	4,062	3,947
August	5,388	4,940
September	6,553	6,052
October	7,624	7,167
November	8,732	8,665
December	10,162	9,738
January	11,067	
February	12,576	
March	14,169	
April	15,376	
May	15,501	
June	15,517	

QUALITY

	Quantity	Base Number	Contract	AT	Region	England
% of FP17s for the same patient ID Re-attending within 3 months - Children	97	1,382	7.0%	10.2%	11.6%	12.0%
% of FP17s for the same patient ID Re-attending within 3 months - Adults	334	2,742	12.2%	15.3%	16.7%	15.9%
% of FP17s for the same patient ID Re-attending between 3 & 9 months - Children	548	1,382	39.7%	48.0%	47.3%	58.0%
% of FP17s for the same patient ID Re-attending between 3 & 9 months - Adults	770	2,742	28.1%	38.2%	38.3%	50.5%
% of FP17s for Band 1 Urgent Courses	249	3,402	7.3%	10.0%	10.5%	9.0%
% of FP17s Relating to Free Repair or Replacements	21	3,402	0.6%	0.6%	0.6%	0.8%
% of FP17s Relating to Continuations	50	3,402	1.5%	0.9%	0.8%	1.1%
% of Patients satisfied with the dentistry they have received	2	4	N/A	90.0%	89.0%	91.5%
% of Patients satisfied with the time they had to wait for an appointment	3	4	N/A	87.4%	84.2%	87.9%

* This is based on patients treated on this contract for their most recent course of treatment. Figures in italics indicate the base number of FP17s or Patient Questionnaire responses are less than 100. N/A is shown where the base number of responses is less than 10 during the period. % is calculated as Quantity/Base number*100

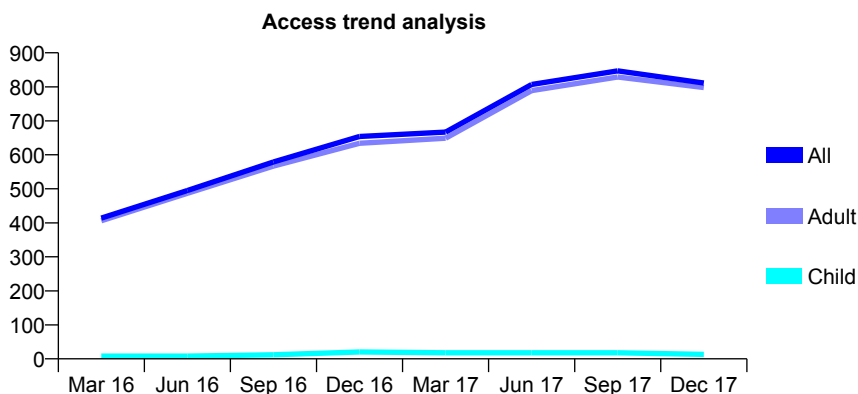
Q63 - Vital Signs At a Glance Contract Report for 181765/0003 - December 2017

Name or company name	Gabokun Dental Care Ltd
Contract type name	PDS Contract
Purpose of contract	General
Contract start date	01/04/2011
Contract end date	31/03/2018

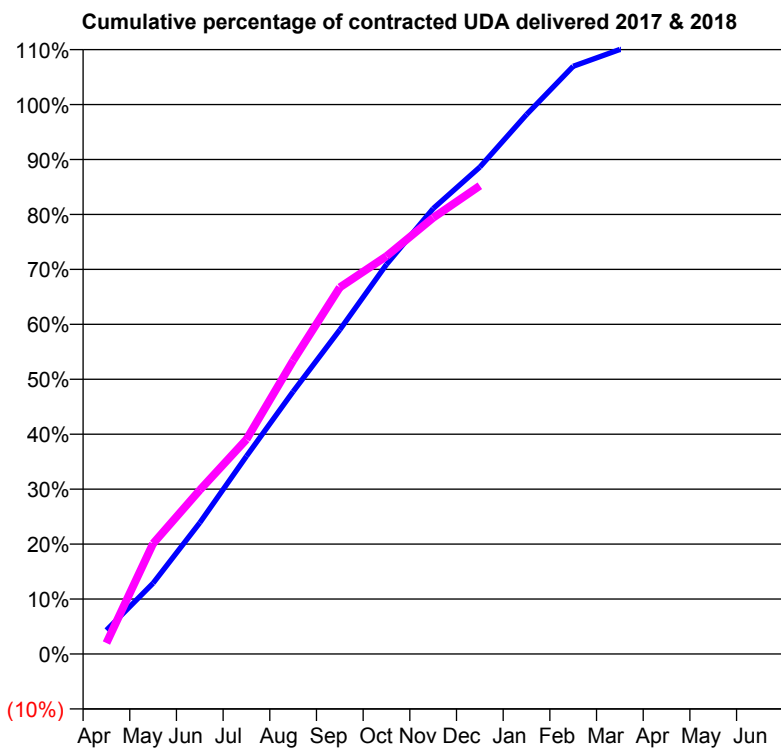
17/18 Contracted general activity (UDA)	1,800
Carry forward general activity (UDA)	-36
17/18 Contracted orthodontic activity (UOA)	0
Carry forward orthodontic activity (UOA)	0
Baseline contract value	£90,303.48

ACCESS*

Patients seen in 24 months	Total	Change since previous quarter
Quarter ending December 2016	654	
Quarter ending March 2017	667	→
Quarter ending June 2017	807	↑
Quarter ending September 2017	847	↑
Quarter ending December 2017	811	↓
Variance since December 2016	24.0%	↑



ACTIVITY



Month	Adjusted Scheduled Activity (UDA)	
	2017	2018
April	78	36
May	232	362
June	430	537
July	648	703
August	860	961
September	1,062	1,201
October	1,276	1,303
November	1,459	1,429
December	1,595	1,534
January	1,767	
February	1,925	
March	1,980	
April	2,004	
May	2,004	
June	2,004	

QUALITY

	Quantity	Base Number	Contract	AT	Region	England
% of FP17s for the same patient ID Re-attending within 3 months - Children	0	12	0.0%	10.2%	11.6%	12.0%
% of FP17s for the same patient ID Re-attending within 3 months - Adults	4	500	0.8%	15.3%	16.7%	15.9%
% of FP17s for the same patient ID Re-attending between 3 & 9 months - Children	0	12	0.0%	48.0%	47.3%	58.0%
% of FP17s for the same patient ID Re-attending between 3 & 9 months - Adults	0	500	0.0%	38.2%	38.3%	50.5%
% of FP17s for Band 1 Urgent Courses	0	504	0.0%	10.0%	10.5%	9.0%
% of FP17s Relating to Free Repair or Replacements	0	504	0.0%	0.6%	0.6%	0.8%
% of FP17s Relating to Continuations	0	504	0.0%	0.9%	0.8%	1.1%
% of Patients satisfied with the dentistry they have received	0	0	N/A	90.0%	89.0%	91.5%
% of Patients satisfied with the time they had to wait for an appointment	0	0	N/A	87.4%	84.2%	87.9%

* This is based on patients treated on this contract for their most recent course of treatment. Figures in italics indicate the base number of FP17s or Patient Questionnaire responses are less than 100. N/A is shown where the base number of responses is less than 10 during the period. % is calculated as Quantity/Base number*100

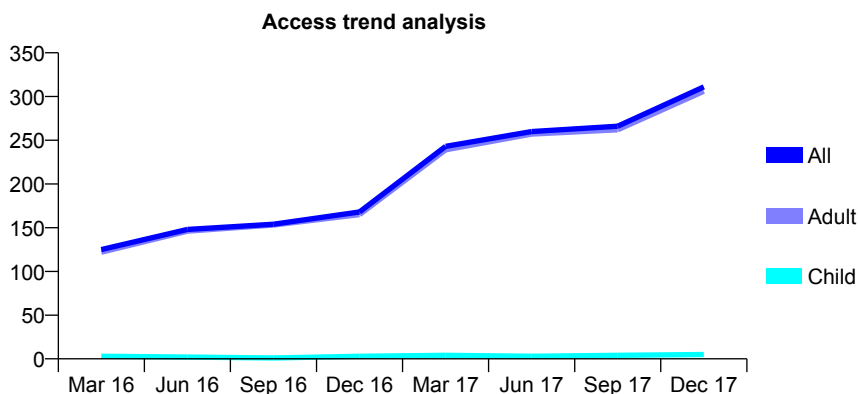
Q63 - Vital Signs At a Glance Contract Report for 181765/0004 - December 2017

Name or company name	Gabokun Dental Care Ltd
Contract type name	PDS Contract
Purpose of contract	General
Contract start date	01/04/2012
Contract end date	31/03/2018

17/18 Contracted general activity (UDA)	720
Carry forward general activity (UDA)	0
17/18 Contracted orthodontic activity (UOA)	0
Carry forward orthodontic activity (UOA)	0
Baseline contract value	£38,188.71

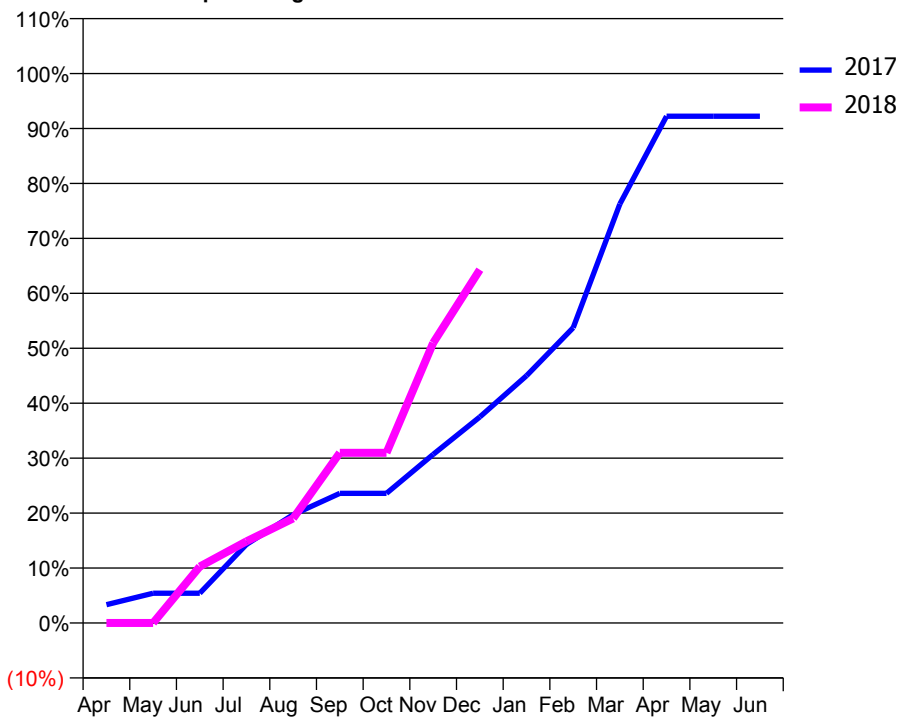
ACCESS*

Patients seen in 24 months	Total	Change since previous quarter
Quarter ending December 2016	168	
Quarter ending March 2017	243	↑
Quarter ending June 2017	260	↑
Quarter ending September 2017	266	↑
Quarter ending December 2017	311	↑
Variance since December 2016	85.1%	↑



ACTIVITY

Cumulative percentage of contracted UDA delivered 2017 & 2018



Month	Adjusted Scheduled Activity (UDA)	
	2017	2018
April	24	0
May	39	0
June	39	74
July	103	107
August	142	137
September	170	223
October	170	223
November	221	367
December	270	463
January	324	
February	387	
March	549	
April	664	
May	664	
June	664	

QUALITY

	Quantity	Base Number	Contract	AT	Region	England
% of FP17s for the same patient ID Re-attending within 3 months - Children	0	4	0.0%	10.2%	11.6%	12.0%
% of FP17s for the same patient ID Re-attending within 3 months - Adults	2	192	1.0%	15.3%	16.7%	15.9%
% of FP17s for the same patient ID Re-attending between 3 & 9 months - Children	0	4	0.0%	48.0%	47.3%	58.0%
% of FP17s for the same patient ID Re-attending between 3 & 9 months - Adults	1	192	0.5%	38.2%	38.3%	50.5%
% of FP17s for Band 1 Urgent Courses	0	157	0.0%	10.0%	10.5%	9.0%
% of FP17s Relating to Free Repair or Replacements	0	157	0.0%	0.6%	0.6%	0.8%
% of FP17s Relating to Continuations	0	157	0.0%	0.9%	0.8%	1.1%
% of Patients satisfied with the dentistry they have received	0	0	N/A	90.0%	89.0%	91.5%
% of Patients satisfied with the time they had to wait for an appointment	0	0	N/A	87.4%	84.2%	87.9%

* This is based on patients treated on this contract for their most recent course of treatment. Figures in italics indicate the base number of FP17s or Patient Questionnaire responses are less than 100. N/A is shown where the base number of responses is less than 10 during the period. % is calculated as Quantity/Base number*100

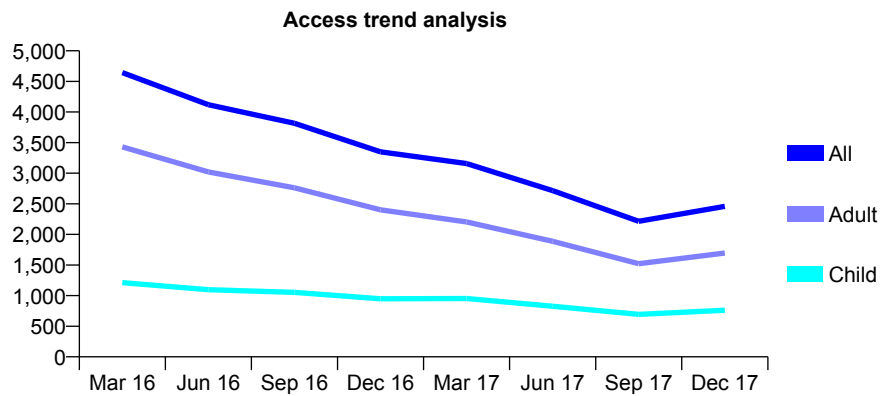
Q63 - Vital Signs At a Glance Contract Report for 181935/0001 - December 2017

Name or company name	Balham Dental Care Ltd
Contract type name	GDS Contract
Purpose of contract	General
Contract start date	16/01/2013
Contract end date	

17/18 Contracted general activity (UDA)	11,167
Carry forward general activity (UDA)	0
17/18 Contracted orthodontic activity (UOA)	0
Carry forward orthodontic activity (UOA)	0
Baseline contract value	£268,620.76

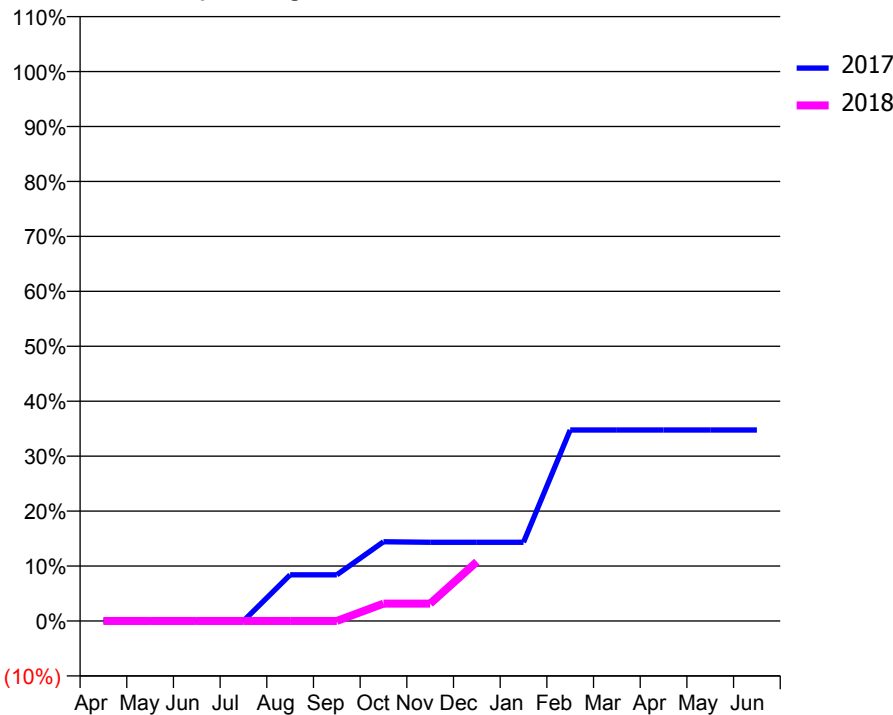
ACCESS*

Patients seen in 24 months	Total	Change since previous quarter
Quarter ending December 2016	3,349	
Quarter ending March 2017	3,157	↓
Quarter ending June 2017	2,715	↓
Quarter ending September 2017	2,214	↓
Quarter ending December 2017	2,458	↑
Variance since December 2016	(26.6%)	↓



ACTIVITY

Cumulative percentage of contracted UDA delivered 2017 & 2018



Month	Adjusted Scheduled Activity (UDA)	
	2017	2018
April	0	0
May	0	0
June	0	0
July	0	0
August	939	0
September	939	0
October	1,612	353
November	1,601	353
December	1,601	1,205
January	1,601	
February	3,883	
March	3,883	
April	3,883	
May	3,883	
June	3,883	

QUALITY

	Quantity	Base Number	Contract	AT	Region	England
% of FP17s for the same patient ID Re-attending within 3 months - Children	20	657	3.0%	10.2%	11.6%	12.0%
% of FP17s for the same patient ID Re-attending within 3 months - Adults	141	1,439	9.8%	15.3%	16.7%	15.9%
% of FP17s for the same patient ID Re-attending between 3 & 9 months - Children	228	657	34.7%	48.0%	47.3%	58.0%
% of FP17s for the same patient ID Re-attending between 3 & 9 months - Adults	464	1,439	32.2%	38.2%	38.3%	50.5%
% of FP17s for Band 1 Urgent Courses	138	1,678	8.2%	10.0%	10.5%	9.0%
% of FP17s Relating to Free Repair or Replacements	0	1,678	0.0%	0.6%	0.6%	0.8%
% of FP17s Relating to Continuations	7	1,678	0.4%	0.9%	0.8%	1.1%
% of Patients satisfied with the dentistry they have received	1	1	N/A	90.0%	89.0%	91.5%
% of Patients satisfied with the time they had to wait for an appointment	1	1	N/A	87.4%	84.2%	87.9%

* This is based on patients treated on this contract for their most recent course of treatment. Figures in italics indicate the base number of FP17s or Patient Questionnaire responses are less than 100. N/A is shown where the base number of responses is less than 10 during the period. % is calculated as Quantity/Base number*100

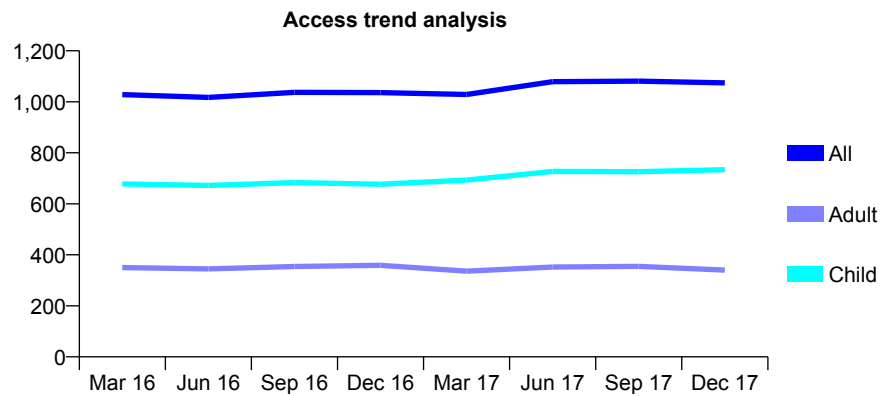
Q63 - Vital Signs At a Glance Contract Report for 183385/0001 - December 2017

Name or company name	Confident Dental Practice
Contract type name	GDS Contract
Purpose of contract	General
Contract start date	02/05/2008
Contract end date	

17/18 Contracted general activity (UDA)	2,966
Carry forward general activity (UDA)	0
17/18 Contracted orthodontic activity (UOA)	0
Carry forward orthodontic activity (UOA)	0
Baseline contract value	£74,198.25

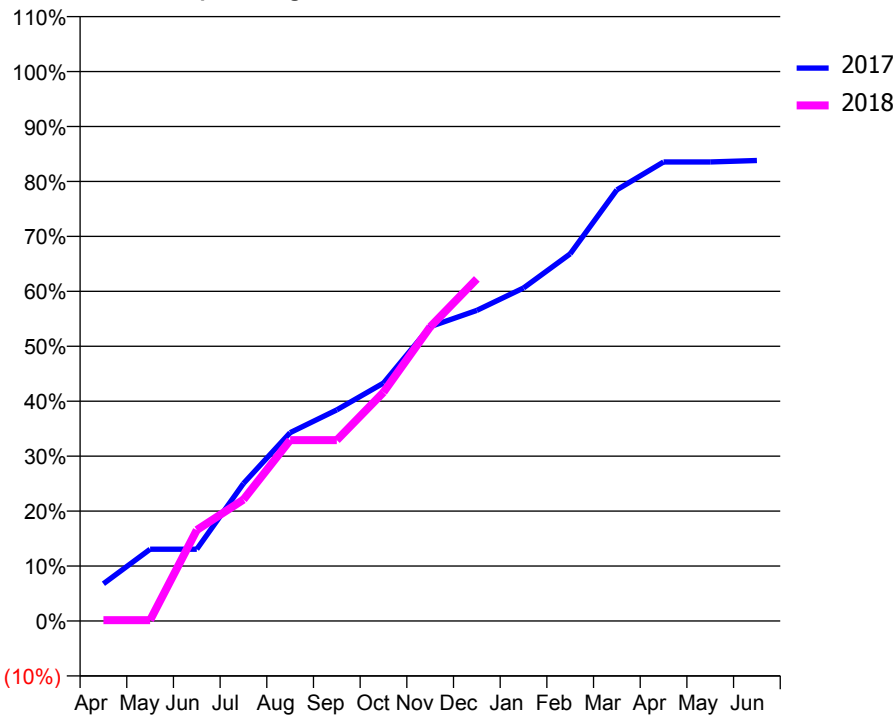
ACCESS*

Patients seen in 24 months	Total	Change since previous quarter
Quarter ending December 2016	1,036	
Quarter ending March 2017	1,029	→
Quarter ending June 2017	1,079	↑
Quarter ending September 2017	1,081	→
Quarter ending December 2017	1,074	→
Variance since December 2016	3.7%	↑



ACTIVITY

Cumulative percentage of contracted UDA delivered 2017 & 2018



Month	Adjusted Scheduled Activity (UDA)	
	2017	2018
April	201	5
May	387	5
June	387	491
July	743	655
August	1,016	976
September	1,139	976
October	1,285	1,235
November	1,589	1,587
December	1,676	1,847
January	1,797	
February	1,982	
March	2,327	
April	2,478	
May	2,478	
June	2,486	

QUALITY

	Quantity	Base Number	Contract	AT	Region	England
% of FP17s for the same patient ID Re-attending within 3 months - Children	63	813	7.7%	10.2%	11.6%	12.0%
% of FP17s for the same patient ID Re-attending within 3 months - Adults	24	233	10.3%	15.3%	16.7%	15.9%
% of FP17s for the same patient ID Re-attending between 3 & 9 months - Children	450	813	55.4%	48.0%	47.3%	58.0%
% of FP17s for the same patient ID Re-attending between 3 & 9 months - Adults	96	233	41.2%	38.2%	38.3%	50.5%
% of FP17s for Band 1 Urgent Courses	23	942	2.4%	10.0%	10.5%	9.0%
% of FP17s Relating to Free Repair or Replacements	1	942	0.1%	0.6%	0.6%	0.8%
% of FP17s Relating to Continuations	0	942	0.0%	0.9%	0.8%	1.1%
% of Patients satisfied with the dentistry they have received	1	1	N/A	90.0%	89.0%	91.5%
% of Patients satisfied with the time they had to wait for an appointment	1	1	N/A	87.4%	84.2%	87.9%

* This is based on patients treated on this contract for their most recent course of treatment. Figures in italics indicate the base number of FP17s or Patient Questionnaire responses are less than 100. N/A is shown where the base number of responses is less than 10 during the period. % is calculated as Quantity/Base number*100

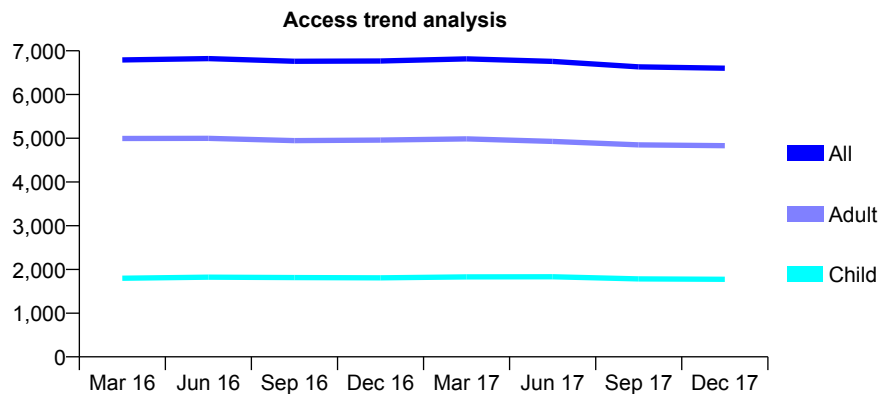
Q63 - Vital Signs At a Glance Contract Report for 183547/0001 - December 2017

Name or company name	Castlenau Dentists
Contract type name	GDS Contract
Purpose of contract	General
Contract start date	01/10/2013
Contract end date	

17/18 Contracted general activity (UDA)	15,300
Carry forward general activity (UDA)	0
17/18 Contracted orthodontic activity (UOA)	0
Carry forward orthodontic activity (UOA)	0
Baseline contract value	£437,598.16

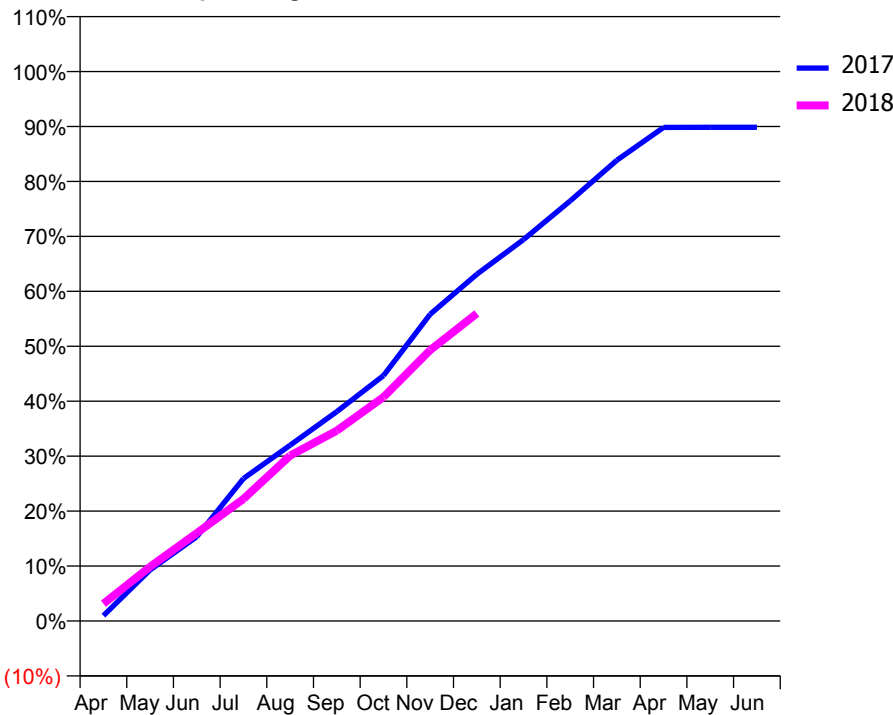
ACCESS*

Patients seen in 24 months	Total	Change since previous quarter
Quarter ending December 2016	6,767	
Quarter ending March 2017	6,814	→
Quarter ending June 2017	6,757	→
Quarter ending September 2017	6,631	↓
Quarter ending December 2017	6,603	→
Variance since December 2016	(2.4%)	↓



ACTIVITY

Cumulative percentage of contracted UDA delivered 2017 & 2018



Month	Adjusted Scheduled Activity (UDA)	
	2017	2018
April	150	482
May	1,422	1,513
June	2,347	2,449
July	3,966	3,398
August	4,897	4,606
September	5,833	5,300
October	6,834	6,237
November	8,543	7,541
December	9,657	8,562
January	10,620	
February	11,698	
March	12,830	
April	13,744	
May	13,748	
June	13,748	

QUALITY

	Quantity	Base Number	Contract	AT	Region	England
% of FP17s for the same patient ID Re-attending within 3 months - Children	181	1,479	12.2%	10.2%	11.6%	12.0%
% of FP17s for the same patient ID Re-attending within 3 months - Adults	729	3,531	20.6%	15.3%	16.7%	15.9%
% of FP17s for the same patient ID Re-attending between 3 & 9 months - Children	516	1,479	34.9%	48.0%	47.3%	58.0%
% of FP17s for the same patient ID Re-attending between 3 & 9 months - Adults	987	3,531	28.0%	38.2%	38.3%	50.5%
% of FP17s for Band 1 Urgent Courses	884	4,349	20.3%	10.0%	10.5%	9.0%
% of FP17s Relating to Free Repair or Replacements	13	4,349	0.3%	0.6%	0.6%	0.8%
% of FP17s Relating to Continuations	109	4,349	2.5%	0.9%	0.8%	1.1%
% of Patients satisfied with the dentistry they have received	4	4	N/A	90.0%	89.0%	91.5%
% of Patients satisfied with the time they had to wait for an appointment	3	4	N/A	87.4%	84.2%	87.9%

* This is based on patients treated on this contract for their most recent course of treatment. Figures in italics indicate the base number of FP17s or Patient Questionnaire responses are less than 100. N/A is shown where the base number of responses is less than 10 during the period. % is calculated as Quantity/Base number*100

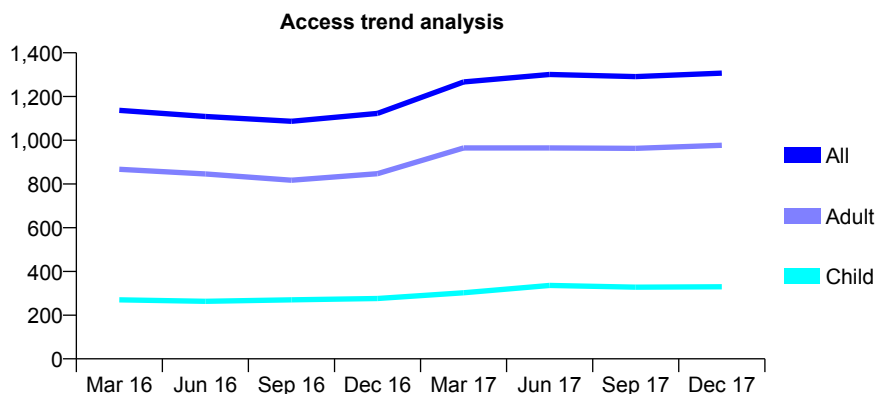
Q63 - Vital Signs At a Glance Contract Report for 183660/0001 - December 2017

Name or company name	PS Photay & Associates
Contract type name	GDS Contract
Purpose of contract	General
Contract start date	01/02/2014
Contract end date	

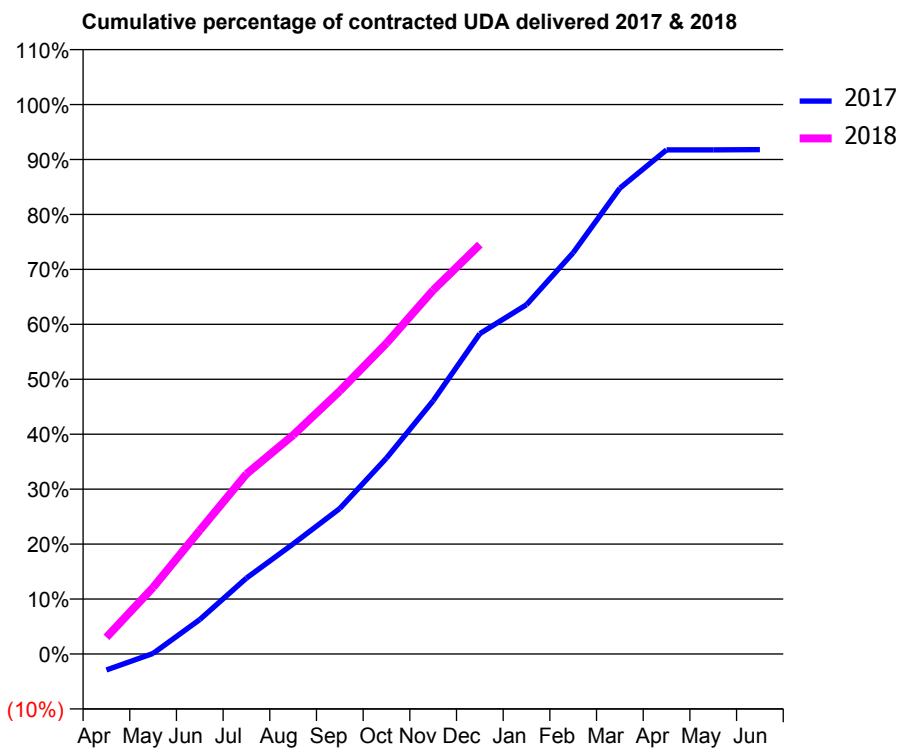
17/18 Contracted general activity (UDA)	2,778
Carry forward general activity (UDA)	0
17/18 Contracted orthodontic activity (UOA)	0
Carry forward orthodontic activity (UOA)	0
Baseline contract value	£80,853.49

ACCESS*

Patients seen in 24 months	Total	Change since previous quarter
Quarter ending December 2016	1,123	
Quarter ending March 2017	1,267	↑
Quarter ending June 2017	1,301	↑
Quarter ending September 2017	1,291	→
Quarter ending December 2017	1,307	→
Variance since December 2016	16.4%	↑



ACTIVITY



Month	Adjusted Scheduled Activity (UDA)	
	2017	2018
April	-81	85
May	3	336
June	174	625
July	384	910
August	557	1,106
September	736	1,330
October	991	1,571
November	1,281	1,840
December	1,620	2,070
January	1,766	
February	2,029	
March	2,355	
April	2,549	
May	2,549	
June	2,550	

QUALITY

	Quantity	Base Number	Contract	AT	Region	England
% of FP17s for the same patient ID Re-attending within 3 months - Children	14	281	5.0%	10.2%	11.6%	12.0%
% of FP17s for the same patient ID Re-attending within 3 months - Adults	47	666	7.1%	15.3%	16.7%	15.9%
% of FP17s for the same patient ID Re-attending between 3 & 9 months - Children	93	281	33.1%	48.0%	47.3%	58.0%
% of FP17s for the same patient ID Re-attending between 3 & 9 months - Adults	146	666	21.9%	38.2%	38.3%	50.5%
% of FP17s for Band 1 Urgent Courses	49	873	5.6%	10.0%	10.5%	9.0%
% of FP17s Relating to Free Repair or Replacements	2	873	0.2%	0.6%	0.6%	0.8%
% of FP17s Relating to Continuations	5	873	0.6%	0.9%	0.8%	1.1%
% of Patients satisfied with the dentistry they have received	4	5	N/A	90.0%	89.0%	91.5%
% of Patients satisfied with the time they had to wait for an appointment	5	5	N/A	87.4%	84.2%	87.9%

* This is based on patients treated on this contract for their most recent course of treatment. Figures in italics indicate the base number of FP17s or Patient Questionnaire responses are less than 100. N/A is shown where the base number of responses is less than 10 during the period. % is calculated as Quantity/Base number*100

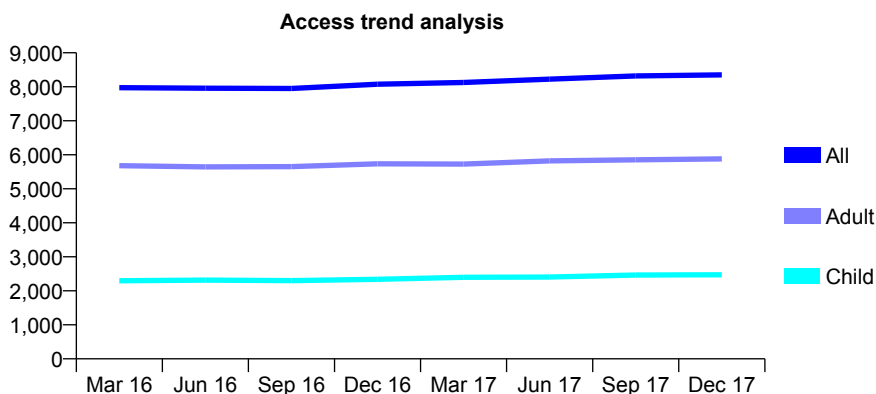
Q63 - Vital Signs At a Glance Contract Report for 185663/0001 - December 2017

Name or company name	Perry Vale Dental Limited
Contract type name	GDS Contract
Purpose of contract	General
Contract start date	01/12/2008
Contract end date	

17/18 Contracted general activity (UDA)	17,740
Carry forward general activity (UDA)	1,154
17/18 Contracted orthodontic activity (UOA)	0
Carry forward orthodontic activity (UOA)	0
Baseline contract value	£595,845.17

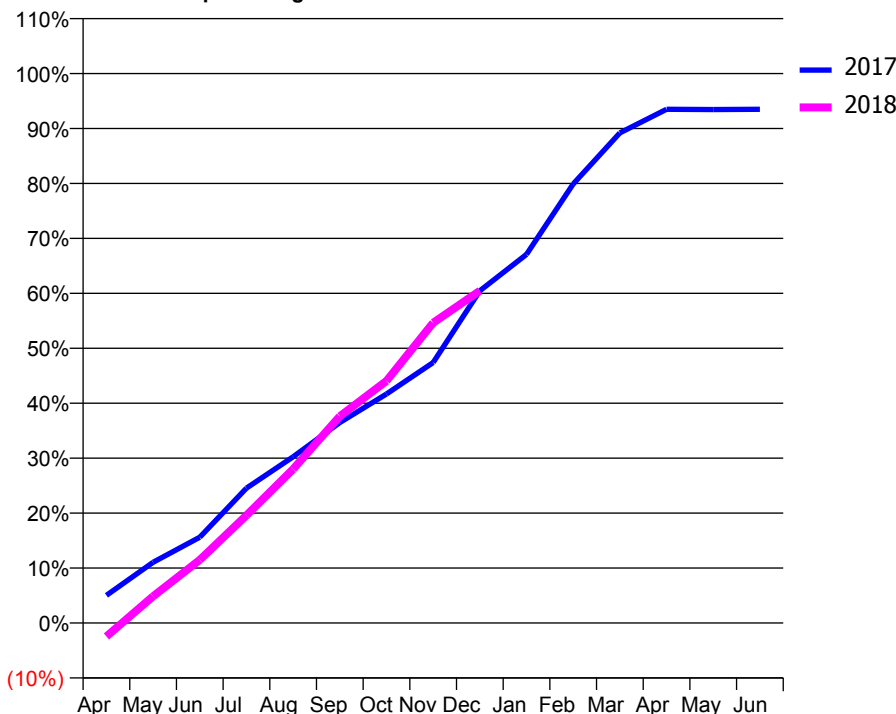
ACCESS*

Patients seen in 24 months	Total	Change since previous quarter
Quarter ending December 2016	8,077	
Quarter ending March 2017	8,127	→
Quarter ending June 2017	8,227	→
Quarter ending September 2017	8,318	→
Quarter ending December 2017	8,350	→
Variance since December 2016	3.4%	↑



ACTIVITY

Cumulative percentage of contracted UDA delivered 2017 & 2018



Month	Adjusted Scheduled Activity (UDA)	
	2017	2018
April	892	-435
May	1,960	864
June	2,770	2,039
July	4,357	3,478
August	5,365	4,970
September	6,471	6,674
October	7,395	7,817
November	8,409	9,692
December	10,724	10,724
January	11,902	
February	14,172	
March	15,822	
April	16,587	
May	16,576	
June	16,586	

QUALITY

	Quantity	Base Number	Contract	AT	Region	England
% of FP17s for the same patient ID Re-attending within 3 months - Children	159	2,105	7.6%	10.2%	11.6%	12.0%
% of FP17s for the same patient ID Re-attending within 3 months - Adults	713	4,705	15.2%	15.3%	16.7%	15.9%
% of FP17s for the same patient ID Re-attending between 3 & 9 months - Children	893	2,105	42.4%	48.0%	47.3%	58.0%
% of FP17s for the same patient ID Re-attending between 3 & 9 months - Adults	1,515	4,705	32.2%	38.2%	38.3%	50.5%
% of FP17s for Band 1 Urgent Courses	812	6,100	13.3%	10.0%	10.5%	9.0%
% of FP17s Relating to Free Repair or Replacements	87	6,100	1.4%	0.6%	0.6%	0.8%
% of FP17s Relating to Continuations	24	6,100	0.4%	0.9%	0.8%	1.1%
% of Patients satisfied with the dentistry they have received	1	1	N/A	90.0%	89.0%	91.5%
% of Patients satisfied with the time they had to wait for an appointment	1	1	N/A	87.4%	84.2%	87.9%

* This is based on patients treated on this contract for their most recent course of treatment. Figures in italics indicate the base number of FP17s or Patient Questionnaire responses are less than 100. N/A is shown where the base number of responses is less than 10 during the period. % is calculated as Quantity/Base number*100

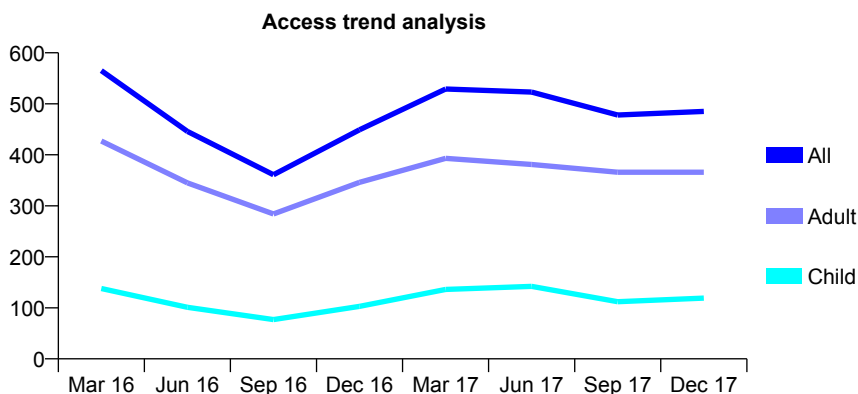
Q63 - Vital Signs At a Glance Contract Report for 185663/0002 - December 2017

Name or company name	Perry Vale Dental Limited
Contract type name	PDS Contract
Purpose of contract	General
Contract start date	01/04/2010
Contract end date	31/03/2018

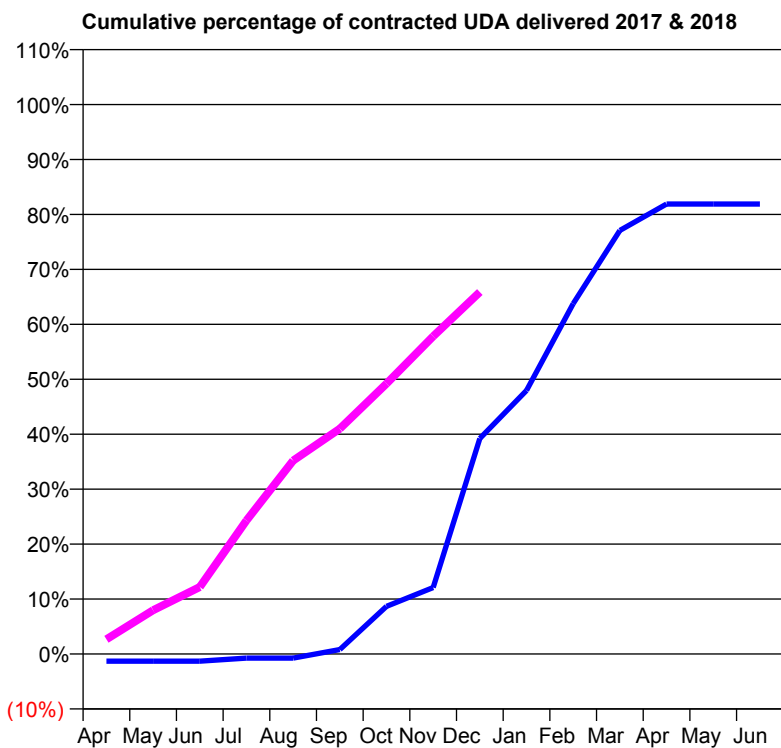
17/18 Contracted general activity (UDA)	2,100
Carry forward general activity (UDA)	0
17/18 Contracted orthodontic activity (UOA)	0
Carry forward orthodontic activity (UOA)	0
Baseline contract value	£173,398.43

ACCESS*

Patients seen in 24 months	Total	Change since previous quarter
Quarter ending December 2016	449	
Quarter ending March 2017	529	↑
Quarter ending June 2017	523	↓
Quarter ending September 2017	478	↓
Quarter ending December 2017	485	→
Variance since December 2016	8.0%	↑



ACTIVITY



Month	Adjusted Scheduled Activity (UDA)	
	2017	2018
April	-28	56
May	-28	167
June	-28	256
July	-16	510
August	-16	739
September	17	861
October	182	1,033
November	254	1,214
December	824	1,383
January	1,007	
February	1,339	
March	1,619	
April	1,720	
May	1,720	
June	1,720	

QUALITY

	Quantity	Base Number	Contract	AT	Region	England
% of FP17s for the same patient ID Re-attending within 3 months - Children	4	118	3.4%	10.2%	11.6%	12.0%
% of FP17s for the same patient ID Re-attending within 3 months - Adults	21	290	7.2%	15.3%	16.7%	15.9%
% of FP17s for the same patient ID Re-attending between 3 & 9 months - Children	1	118	0.8%	48.0%	47.3%	58.0%
% of FP17s for the same patient ID Re-attending between 3 & 9 months - Adults	6	290	2.1%	38.2%	38.3%	50.5%
% of FP17s for Band 1 Urgent Courses	2	374	0.5%	10.0%	10.5%	9.0%
% of FP17s Relating to Free Repair or Replacements	1	374	0.3%	0.6%	0.6%	0.8%
% of FP17s Relating to Continuations	2	374	0.5%	0.9%	0.8%	1.1%
% of Patients satisfied with the dentistry they have received	0	0	N/A	90.0%	89.0%	91.5%
% of Patients satisfied with the time they had to wait for an appointment	0	0	N/A	87.4%	84.2%	87.9%

* This is based on patients treated on this contract for their most recent course of treatment. Figures in italics indicate the base number of FP17s or Patient Questionnaire responses are less than 100. N/A is shown where the base number of responses is less than 10 during the period. % is calculated as Quantity/Base number*100

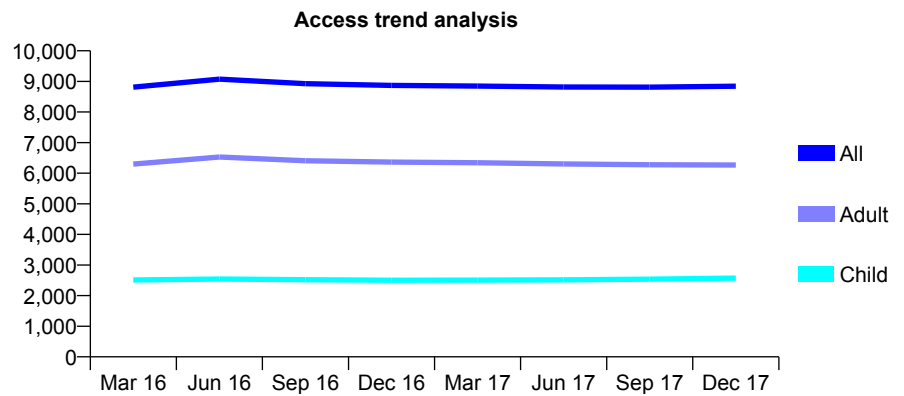
Q63 - Vital Signs At a Glance Contract Report for 186198/0001 - December 2017

Name or company name	Kingston Dental Clinic
Contract type name	GDS Contract
Purpose of contract	General
Contract start date	03/12/2012
Contract end date	

17/18 Contracted general activity (UDA)	29,500
Carry forward general activity (UDA)	-66
17/18 Contracted orthodontic activity (UOA)	0
Carry forward orthodontic activity (UOA)	0
Baseline contract value	£831,221.86

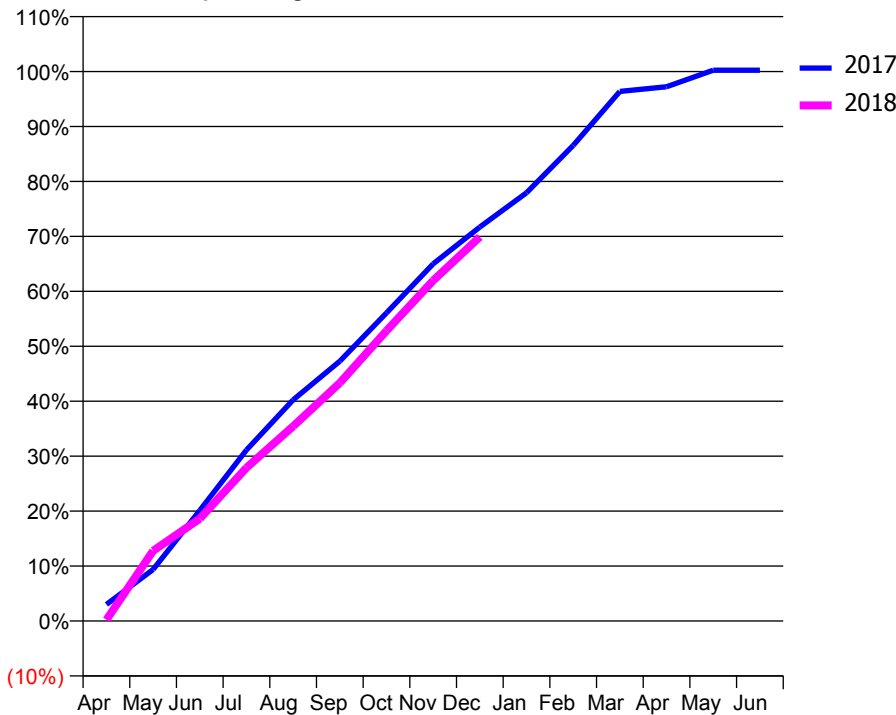
ACCESS*

Patients seen in 24 months	Total	Change since previous quarter
Quarter ending December 2016	8,871	
Quarter ending March 2017	8,848	→
Quarter ending June 2017	8,819	→
Quarter ending September 2017	8,811	→
Quarter ending December 2017	8,841	→
Variance since December 2016	(0.3%)	→



ACTIVITY

Cumulative percentage of contracted UDA delivered 2017 & 2018



Month	Adjusted Scheduled Activity (UDA)	
	2017	2018
April	888	66
May	2,770	3,768
June	5,940	5,494
July	9,185	8,230
August	11,876	10,457
September	13,949	12,782
October	16,540	15,581
November	19,172	18,279
December	21,148	20,623
January	22,989	
February	25,535	
March	28,431	
April	28,680	
May	29,567	
June	29,566	

QUALITY

	Quantity	Base Number	Contract	AT	Region	England
% of FP17s for the same patient ID Re-attending within 3 months - Children	241	2,674	9.0%	10.2%	11.6%	12.0%
% of FP17s for the same patient ID Re-attending within 3 months - Adults	702	4,971	14.1%	15.3%	16.7%	15.9%
% of FP17s for the same patient ID Re-attending between 3 & 9 months - Children	1,318	2,674	49.3%	48.0%	47.3%	58.0%
% of FP17s for the same patient ID Re-attending between 3 & 9 months - Adults	2,074	4,971	41.7%	38.2%	38.3%	50.5%
% of FP17s for Band 1 Urgent Courses	638	7,247	8.8%	10.0%	10.5%	9.0%
% of FP17s Relating to Free Repair or Replacements	48	7,247	0.7%	0.6%	0.6%	0.8%
% of FP17s Relating to Continuations	157	7,247	2.2%	0.9%	0.8%	1.1%
% of Patients satisfied with the dentistry they have received	8	8	N/A	90.0%	89.0%	91.5%
% of Patients satisfied with the time they had to wait for an appointment	7	8	N/A	87.4%	84.2%	87.9%

* This is based on patients treated on this contract for their most recent course of treatment. Figures in italics indicate the base number of FP17s or Patient Questionnaire responses are less than 100. N/A is shown where the base number of responses is less than 10 during the period. % is calculated as Quantity/Base number*100

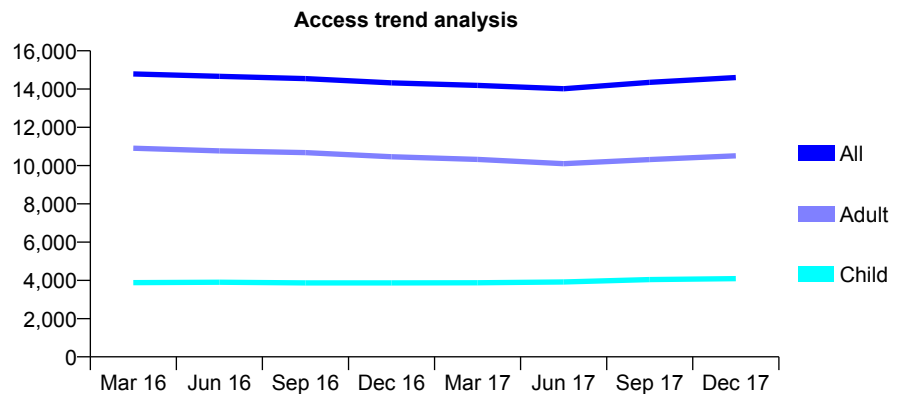
Q63 - Vital Signs At a Glance Contract Report for 186228/0001 - December 2017

Name or company name	Bexleyheath Dental Practice Ltd
Contract type name	GDS Contract
Purpose of contract	General
Contract start date	01/04/2010
Contract end date	

17/18 Contracted general activity (UDA)	32,882
Carry forward general activity (UDA)	86
17/18 Contracted orthodontic activity (UOA)	0
Carry forward orthodontic activity (UOA)	0
Baseline contract value	£983,094.70

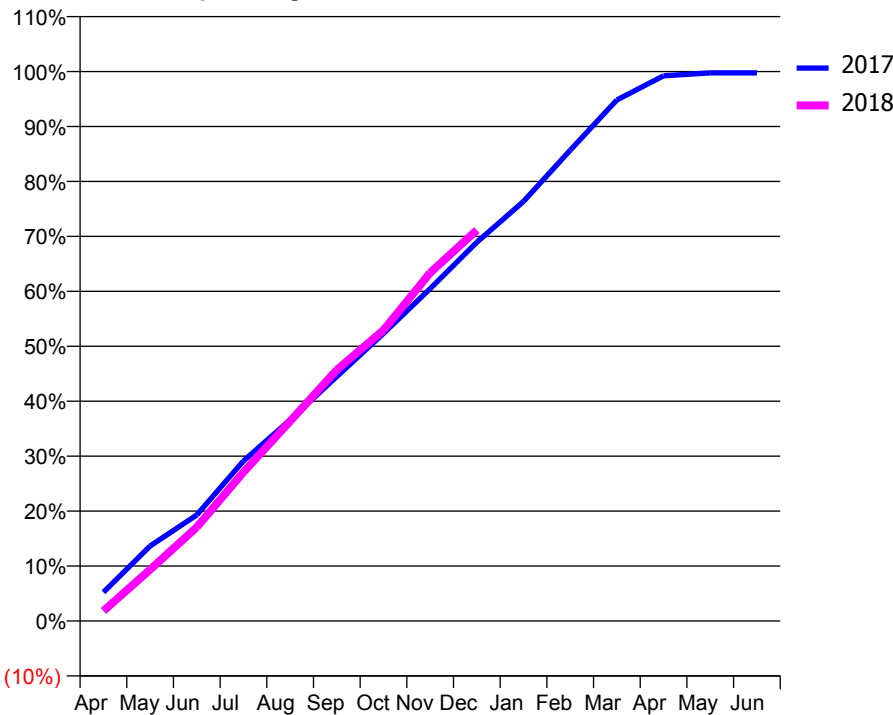
ACCESS*

Patients seen in 24 months	Total	Change since previous quarter
Quarter ending December 2016	14,323	
Quarter ending March 2017	14,193	→
Quarter ending June 2017	14,016	↓
Quarter ending September 2017	14,353	↑
Quarter ending December 2017	14,604	→
Variance since December 2016	2.0%	→



ACTIVITY

Cumulative percentage of contracted UDA delivered 2017 & 2018



Month	Adjusted Scheduled Activity (UDA)	
	2017	2018
April	1,718	605
May	4,488	3,074
June	6,351	5,616
July	9,580	8,905
August	12,038	11,961
September	14,634	15,033
October	17,207	17,408
November	19,891	20,836
December	22,670	23,396
January	25,110	
February	28,173	
March	31,179	
April	32,622	
May	32,796	
June	32,796	

QUALITY

	Quantity	Base Number	Contract	AT	Region	England
% of FP17s for the same patient ID Re-attending within 3 months - Children	228	3,492	6.5%	10.2%	11.6%	12.0%
% of FP17s for the same patient ID Re-attending within 3 months - Adults	821	7,544	10.9%	15.3%	16.7%	15.9%
% of FP17s for the same patient ID Re-attending between 3 & 9 months - Children	1,231	3,492	35.3%	48.0%	47.3%	58.0%
% of FP17s for the same patient ID Re-attending between 3 & 9 months - Adults	2,078	7,544	27.5%	38.2%	38.3%	50.5%
% of FP17s for Band 1 Urgent Courses	933	10,526	8.9%	10.0%	10.5%	9.0%
% of FP17s Relating to Free Repair or Replacements	7	10,526	0.1%	0.6%	0.6%	0.8%
% of FP17s Relating to Continuations	128	10,526	1.2%	0.9%	0.8%	1.1%
% of Patients satisfied with the dentistry they have received	10	11	90.9%	90.0%	89.0%	91.5%
% of Patients satisfied with the time they had to wait for an appointment	9	11	81.8%	87.4%	84.2%	87.9%

* This is based on patients treated on this contract for their most recent course of treatment. Figures in italics indicate the base number of FP17s or Patient Questionnaire responses are less than 100. N/A is shown where the base number of responses is less than 10 during the period. % is calculated as Quantity/Base number*100

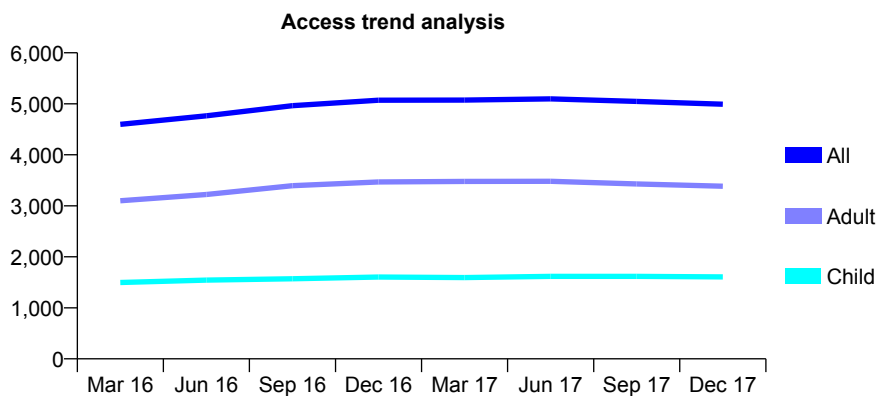
Q63 - Vital Signs At a Glance Contract Report for 186910/0001 - December 2017

Name or company name	Dentistree Battersea
Contract type name	GDS Contract
Purpose of contract	General
Contract start date	28/03/2013
Contract end date	

17/18 Contracted general activity (UDA)	11,500
Carry forward general activity (UDA)	17
17/18 Contracted orthodontic activity (UOA)	0
Carry forward orthodontic activity (UOA)	0
Baseline contract value	£324,102.83

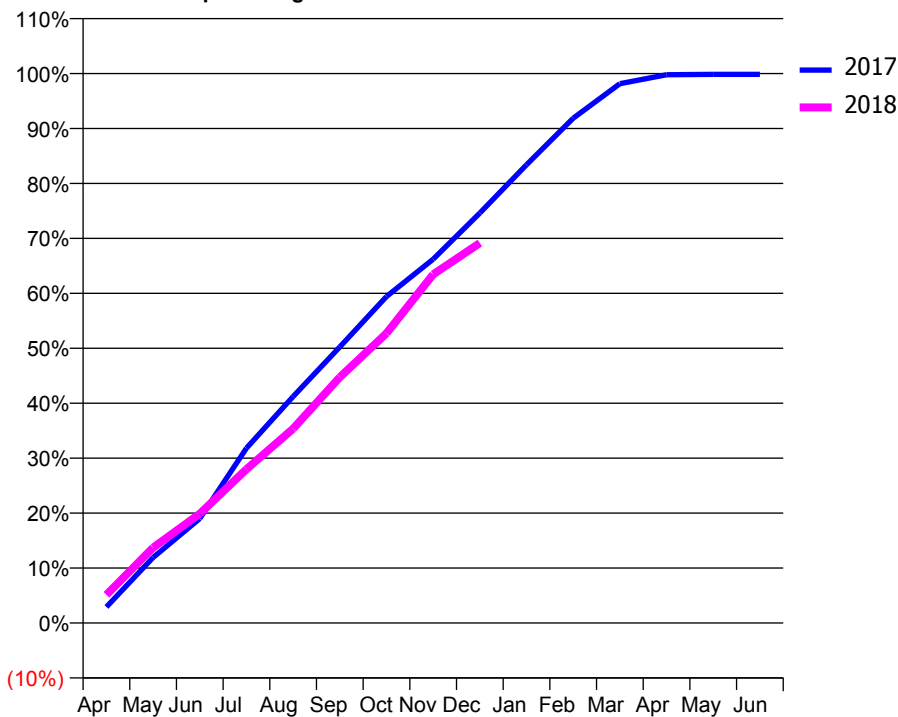
ACCESS*

Patients seen in 24 months	Total	Change since previous quarter
Quarter ending December 2016	5,071	
Quarter ending March 2017	5,072	→
Quarter ending June 2017	5,096	→
Quarter ending September 2017	5,046	→
Quarter ending December 2017	4,992	↓
Variance since December 2016	(1.6%)	↓



ACTIVITY

Cumulative percentage of contracted UDA delivered 2017 & 2018



Month	Adjusted Scheduled Activity (UDA)	
	2017	2018
April	336	591
May	1,372	1,577
June	2,186	2,288
July	3,661	3,218
August	4,740	4,068
September	5,778	5,146
October	6,832	6,063
November	7,614	7,295
December	8,579	7,951
January	9,591	
February	10,565	
March	11,286	
April	11,475	
May	11,483	
June	11,483	

QUALITY

	Quantity	Base Number	Contract	AT	Region	England
% of FP17s for the same patient ID Re-attending within 3 months - Children	121	1,791	6.8%	10.2%	11.6%	12.0%
% of FP17s for the same patient ID Re-attending within 3 months - Adults	370	2,871	12.9%	15.3%	16.7%	15.9%
% of FP17s for the same patient ID Re-attending between 3 & 9 months - Children	1,103	1,791	61.6%	48.0%	47.3%	58.0%
% of FP17s for the same patient ID Re-attending between 3 & 9 months - Adults	1,219	2,871	42.5%	38.2%	38.3%	50.5%
% of FP17s for Band 1 Urgent Courses	431	4,561	9.4%	10.0%	10.5%	9.0%
% of FP17s Relating to Free Repair or Replacements	27	4,561	0.6%	0.6%	0.6%	0.8%
% of FP17s Relating to Continuations	14	4,561	0.3%	0.9%	0.8%	1.1%
% of Patients satisfied with the dentistry they have received	0	0	N/A	90.0%	89.0%	91.5%
% of Patients satisfied with the time they had to wait for an appointment	0	0	N/A	87.4%	84.2%	87.9%

* This is based on patients treated on this contract for their most recent course of treatment. Figures in italics indicate the base number of FP17s or Patient Questionnaire responses are less than 100. N/A is shown where the base number of responses is less than 10 during the period. % is calculated as Quantity/Base number*100

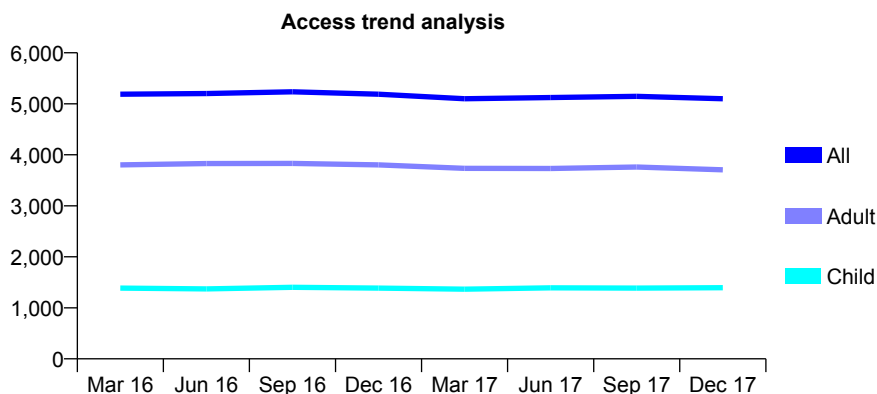
Q63 - Vital Signs At a Glance Contract Report for 186937/0001 - December 2017

Name or company name	Dr A.K. Patel & Dr S.N. Patel
Contract type name	GDS Contract
Purpose of contract	General
Contract start date	01/03/2008
Contract end date	

17/18 Contracted general activity (UDA)	15,553
Carry forward general activity (UDA)	0
17/18 Contracted orthodontic activity (UOA)	0
Carry forward orthodontic activity (UOA)	0
Baseline contract value	£440,723.00

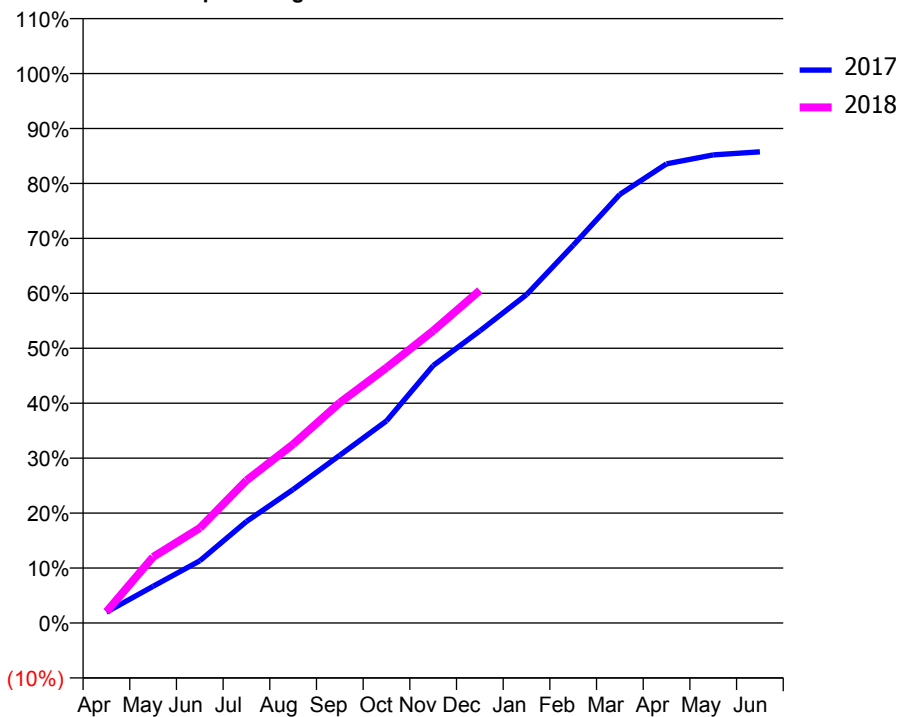
ACCESS*

Patients seen in 24 months	Total	Change since previous quarter
Quarter ending December 2016	5,188	
Quarter ending March 2017	5,100	↓
Quarter ending June 2017	5,124	→
Quarter ending September 2017	5,147	→
Quarter ending December 2017	5,099	→
Variance since December 2016	(1.7%)	↓



ACTIVITY

Cumulative percentage of contracted UDA delivered 2017 & 2018



Month	Adjusted Scheduled Activity (UDA)	
	2017	2018
April	308	319
May	1,040	1,870
June	1,762	2,691
July	2,872	4,037
August	3,781	5,060
September	4,752	6,236
October	5,720	7,227
November	7,286	8,273
December	8,269	9,415
January	9,294	
February	10,690	
March	12,130	
April	12,995	
May	13,249	
June	13,338	

QUALITY

	Quantity	Base Number	Contract	AT	Region	England
% of FP17s for the same patient ID Re-attending within 3 months - Children	106	1,346	7.9%	10.2%	11.6%	12.0%
% of FP17s for the same patient ID Re-attending within 3 months - Adults	405	2,861	14.2%	15.3%	16.7%	15.9%
% of FP17s for the same patient ID Re-attending between 3 & 9 months - Children	620	1,346	46.1%	48.0%	47.3%	58.0%
% of FP17s for the same patient ID Re-attending between 3 & 9 months - Adults	908	2,861	31.7%	38.2%	38.3%	50.5%
% of FP17s for Band 1 Urgent Courses	435	3,773	11.5%	10.0%	10.5%	9.0%
% of FP17s Relating to Free Repair or Replacements	23	3,773	0.6%	0.6%	0.6%	0.8%
% of FP17s Relating to Continuations	37	3,773	1.0%	0.9%	0.8%	1.1%
% of Patients satisfied with the dentistry they have received	3	3	N/A	90.0%	89.0%	91.5%
% of Patients satisfied with the time they had to wait for an appointment	3	3	N/A	87.4%	84.2%	87.9%

* This is based on patients treated on this contract for their most recent course of treatment. Figures in italics indicate the base number of FP17s or Patient Questionnaire responses are less than 100. N/A is shown where the base number of responses is less than 10 during the period. % is calculated as Quantity/Base number*100

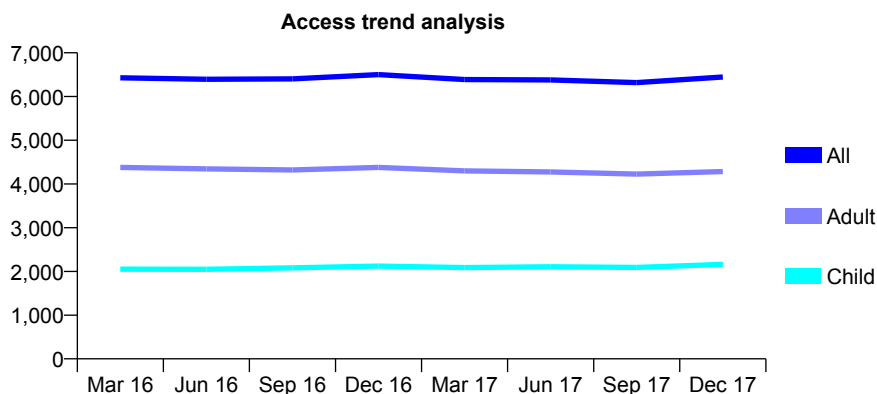
Q63 - Vital Signs At a Glance Contract Report for 187054/0001 - December 2017

Name or company name	Dr Jiten Patel and Dr Svinita Rina Bhavna f
Contract type name	GDS Contract
Purpose of contract	General
Contract start date	06/02/2014
Contract end date	

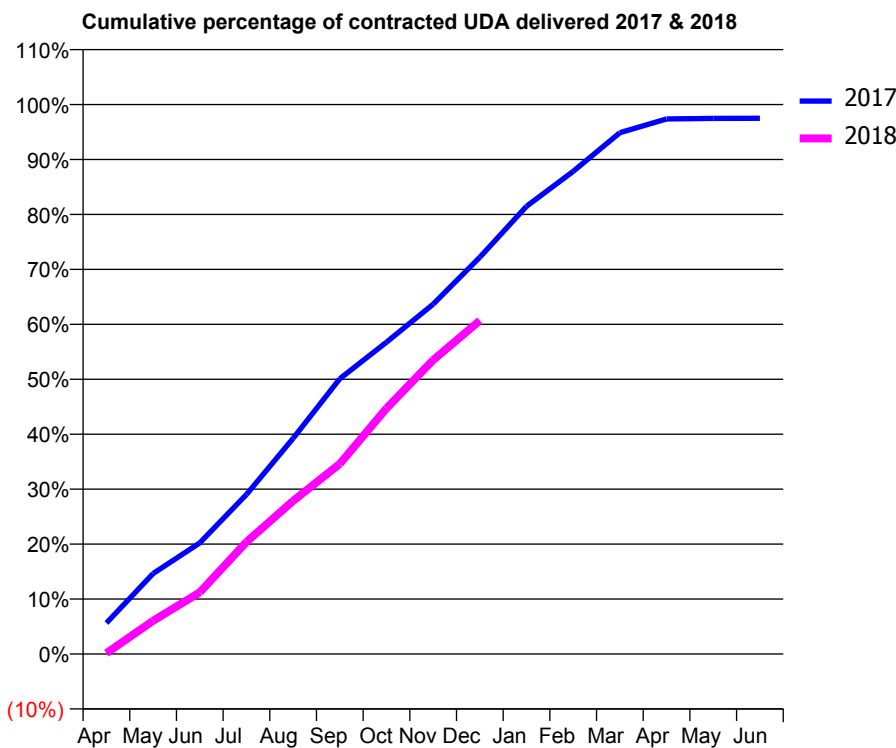
17/18 Contracted general activity (UDA)	14,029
Carry forward general activity (UDA)	353
17/18 Contracted orthodontic activity (UOA)	0
Carry forward orthodontic activity (UOA)	0
Baseline contract value	£336,915.26

ACCESS*

Patients seen in 24 months	Total	Change since previous quarter
Quarter ending December 2016	6,500	
Quarter ending March 2017	6,387	↓
Quarter ending June 2017	6,380	→
Quarter ending September 2017	6,319	→
Quarter ending December 2017	6,447	↑
Variance since December 2016	(0.8%)	→



ACTIVITY



Month	Adjusted Scheduled Activity (UDA)	
	2017	2018
April	790	22
May	2,053	848
June	2,838	1,576
July	4,073	2,861
August	5,508	3,911
September	7,028	4,855
October	7,961	6,272
November	8,931	7,505
December	10,130	8,514
January	11,430	
February	12,322	
March	13,311	
April	13,661	
May	13,674	
June	13,676	

QUALITY

	Quantity	Base Number	Contract	AT	Region	England
% of FP17s for the same patient ID Re-attending within 3 months - Children	84	1,908	4.4%	10.2%	11.6%	12.0%
% of FP17s for the same patient ID Re-attending within 3 months - Adults	289	3,235	8.9%	15.3%	16.7%	15.9%
% of FP17s for the same patient ID Re-attending between 3 & 9 months - Children	744	1,908	39.0%	48.0%	47.3%	58.0%
% of FP17s for the same patient ID Re-attending between 3 & 9 months - Adults	1,169	3,235	36.1%	38.2%	38.3%	50.5%
% of FP17s for Band 1 Urgent Courses	368	4,936	7.5%	10.0%	10.5%	9.0%
% of FP17s Relating to Free Repair or Replacements	19	4,936	0.4%	0.6%	0.6%	0.8%
% of FP17s Relating to Continuations	6	4,936	0.1%	0.9%	0.8%	1.1%
% of Patients satisfied with the dentistry they have received	3	3	N/A	90.0%	89.0%	91.5%
% of Patients satisfied with the time they had to wait for an appointment	2	3	N/A	87.4%	84.2%	87.9%

* This is based on patients treated on this contract for their most recent course of treatment. Figures in italics indicate the base number of FP17s or Patient Questionnaire responses are less than 100. N/A is shown where the base number of responses is less than 10 during the period. % is calculated as Quantity/Base number*100

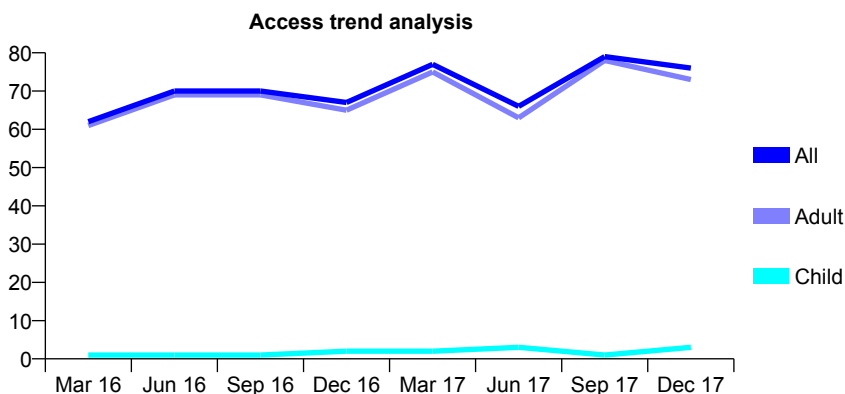
Q63 - Vital Signs At a Glance Contract Report for 187100/0001 - December 2017

Name or company name	V Jasani-DwSI Endodontics
Contract type name	PDS Contract
Purpose of contract	General
Contract start date	20/04/2009
Contract end date	31/03/2018

17/18 Contracted general activity (UDA)	300
Carry forward general activity (UDA)	0
17/18 Contracted orthodontic activity (UOA)	0
Carry forward orthodontic activity (UOA)	0
Baseline contract value	£41,945.07

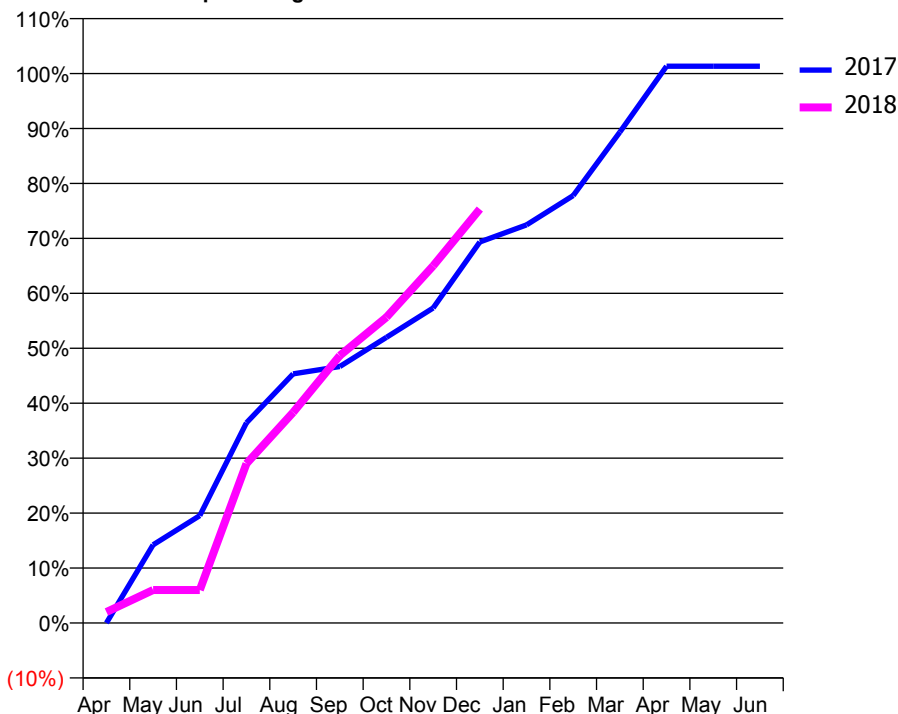
ACCESS*

Patients seen in 24 months	Total	Change since previous quarter
Quarter ending December 2016	67	
Quarter ending March 2017	77	↑
Quarter ending June 2017	66	↓
Quarter ending September 2017	79	↑
Quarter ending December 2017	76	↓
Variance since December 2016	13.4%	↑



ACTIVITY

Cumulative percentage of contracted UDA delivered 2017 & 2018



Month	Adjusted Scheduled Activity (UDA)	
	2017	2018
April	0	6
May	32	18
June	44	18
July	82	87
August	102	115
September	105	146
October	117	167
November	129	195
December	156	226
January	163	
February	175	
March	201	
April	228	
May	228	
June	228	

QUALITY

	Quantity	Base Number	Contract	AT	Region	England
% of FP17s for the same patient ID Re-attending within 3 months - Children	0	5	0.0%	10.2%	11.6%	12.0%
% of FP17s for the same patient ID Re-attending within 3 months - Adults	9	88	10.2%	15.3%	16.7%	15.9%
% of FP17s for the same patient ID Re-attending between 3 & 9 months - Children	0	5	0.0%	48.0%	47.3%	58.0%
% of FP17s for the same patient ID Re-attending between 3 & 9 months - Adults	2	88	2.3%	38.2%	38.3%	50.5%
% of FP17s for Band 1 Urgent Courses	0	82	0.0%	10.0%	10.5%	9.0%
% of FP17s Relating to Free Repair or Replacements	0	82	0.0%	0.6%	0.6%	0.8%
% of FP17s Relating to Continuations	1	82	1.2%	0.9%	0.8%	1.1%
% of Patients satisfied with the dentistry they have received	0	0	N/A	90.0%	89.0%	91.5%
% of Patients satisfied with the time they had to wait for an appointment	0	0	N/A	87.4%	84.2%	87.9%

* This is based on patients treated on this contract for their most recent course of treatment. Figures in italics indicate the base number of FP17s or Patient Questionnaire responses are less than 100. N/A is shown where the base number of responses is less than 10 during the period. % is calculated as Quantity/Base number*100

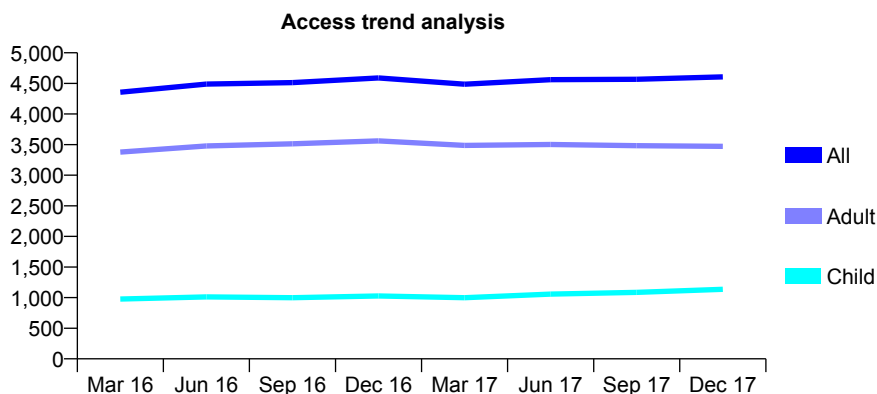
Q63 - Vital Signs At a Glance Contract Report for 187488/0001 - December 2017

Name or company name	Purley Dental Care
Contract type name	GDS Contract
Purpose of contract	General
Contract start date	20/06/2012
Contract end date	

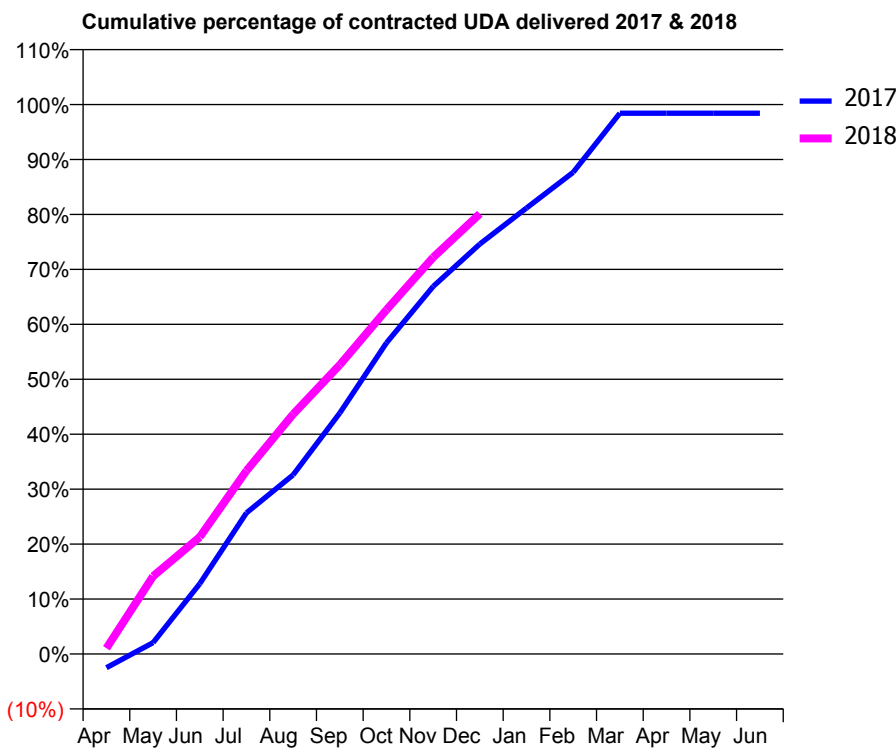
17/18 Contracted general activity (UDA)	10,771
Carry forward general activity (UDA)	170
17/18 Contracted orthodontic activity (UOA)	0
Carry forward orthodontic activity (UOA)	0
Baseline contract value	£244,079.97

ACCESS*

Patients seen in 24 months	Total	Change since previous quarter
Quarter ending December 2016	4,590	
Quarter ending March 2017	4,486	↓
Quarter ending June 2017	4,561	→
Quarter ending September 2017	4,568	→
Quarter ending December 2017	4,607	→
Variance since December 2016	0.4%	→



ACTIVITY



Month	Adjusted Scheduled Activity (UDA)	
	2017	2018
April	-272	114
May	225	1,526
June	1,378	2,293
July	2,767	3,591
August	3,512	4,700
September	4,723	5,668
October	6,100	6,747
November	7,204	7,775
December	8,035	8,629
January	8,742	
February	9,442	
March	10,601	
April	10,601	
May	10,601	
June	10,601	

QUALITY

	Quantity	Base Number	Contract	AT	Region	England
% of FP17s for the same patient ID Re-attending within 3 months - Children	56	1,066	5.3%	10.2%	11.6%	12.0%
% of FP17s for the same patient ID Re-attending within 3 months - Adults	284	2,874	9.9%	15.3%	16.7%	15.9%
% of FP17s for the same patient ID Re-attending between 3 & 9 months - Children	383	1,066	35.9%	48.0%	47.3%	58.0%
% of FP17s for the same patient ID Re-attending between 3 & 9 months - Adults	1,142	2,874	39.7%	38.2%	38.3%	50.5%
% of FP17s for Band 1 Urgent Courses	268	3,940	6.8%	10.0%	10.5%	9.0%
% of FP17s Relating to Free Repair or Replacements	50	3,940	1.3%	0.6%	0.6%	0.8%
% of FP17s Relating to Continuations	36	3,940	0.9%	0.9%	0.8%	1.1%
% of Patients satisfied with the dentistry they have received	3	3	N/A	90.0%	89.0%	91.5%
% of Patients satisfied with the time they had to wait for an appointment	3	3	N/A	87.4%	84.2%	87.9%

* This is based on patients treated on this contract for their most recent course of treatment. Figures in italics indicate the base number of FP17s or Patient Questionnaire responses are less than 100. N/A is shown where the base number of responses is less than 10 during the period. % is calculated as Quantity/Base number*100

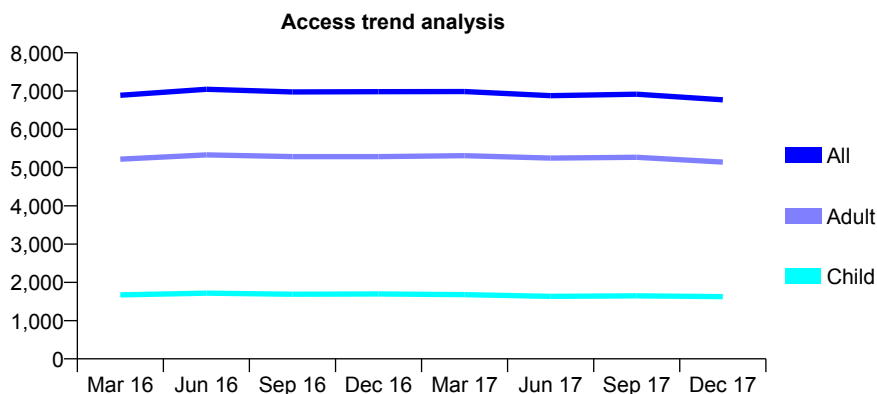
Q63 - Vital Signs At a Glance Contract Report for 188794/0001 - December 2017

Name or company name	Dr P Patel & Dr R Chadha
Contract type name	GDS Contract
Purpose of contract	General
Contract start date	01/04/2014
Contract end date	

17/18 Contracted general activity (UDA)	17,100
Carry forward general activity (UDA)	-237
17/18 Contracted orthodontic activity (UOA)	0
Carry forward orthodontic activity (UOA)	0
Baseline contract value	£601,988.96

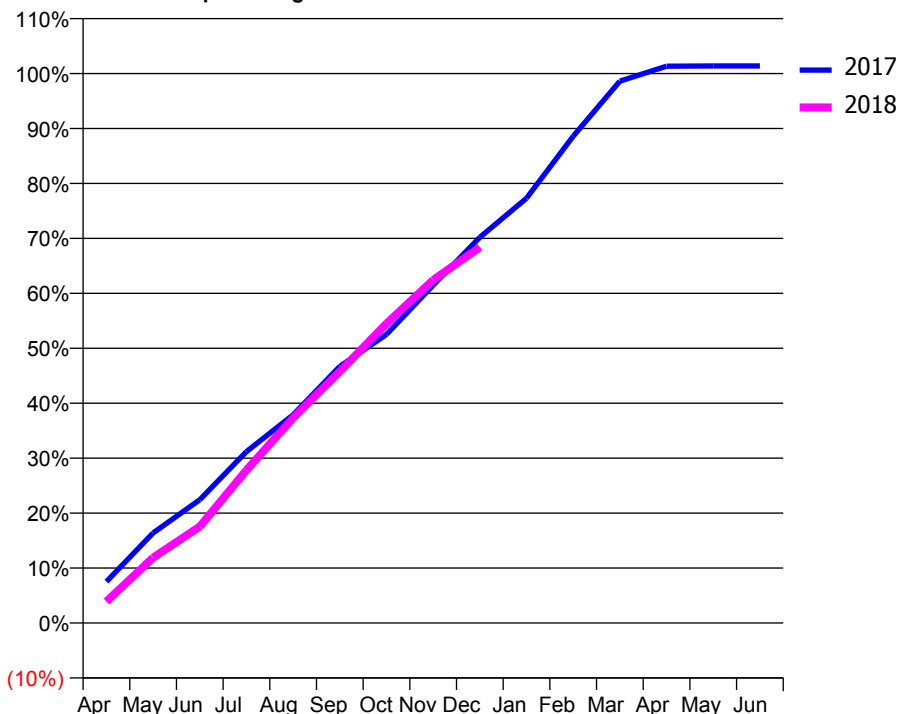
ACCESS*

Patients seen in 24 months	Total	Change since previous quarter
Quarter ending December 2016	6,985	
Quarter ending March 2017	6,988	→
Quarter ending June 2017	6,880	↓
Quarter ending September 2017	6,916	→
Quarter ending December 2017	6,771	↓
Variance since December 2016	(3.1%)	↓



ACTIVITY

Cumulative percentage of contracted UDA delivered 2017 & 2018



Month	Adjusted Scheduled Activity (UDA)	
	2017	2018
April	1,289	670
May	2,802	2,036
June	3,836	3,004
July	5,336	4,758
August	6,481	6,386
September	7,985	7,830
October	8,984	9,319
November	10,515	10,676
December	12,001	11,694
January	13,219	
February	15,147	
March	16,863	
April	17,326	
May	17,337	
June	17,337	

QUALITY

	Quantity	Base Number	Contract	AT	Region	England
% of FP17s for the same patient ID Re-attending within 3 months - Children	94	1,405	6.7%	10.2%	11.6%	12.0%
% of FP17s for the same patient ID Re-attending within 3 months - Adults	638	3,951	16.1%	15.3%	16.7%	15.9%
% of FP17s for the same patient ID Re-attending between 3 & 9 months - Children	642	1,405	45.7%	48.0%	47.3%	58.0%
% of FP17s for the same patient ID Re-attending between 3 & 9 months - Adults	1,453	3,951	36.8%	38.2%	38.3%	50.5%
% of FP17s for Band 1 Urgent Courses	682	5,167	13.2%	10.0%	10.5%	9.0%
% of FP17s Relating to Free Repair or Replacements	25	5,167	0.5%	0.6%	0.6%	0.8%
% of FP17s Relating to Continuations	58	5,167	1.1%	0.9%	0.8%	1.1%
% of Patients satisfied with the dentistry they have received	5	6	N/A	90.0%	89.0%	91.5%
% of Patients satisfied with the time they had to wait for an appointment	5	6	N/A	87.4%	84.2%	87.9%

* This is based on patients treated on this contract for their most recent course of treatment. Figures in italics indicate the base number of FP17s or Patient Questionnaire responses are less than 100. N/A is shown where the base number of responses is less than 10 during the period. % is calculated as Quantity/Base number*100

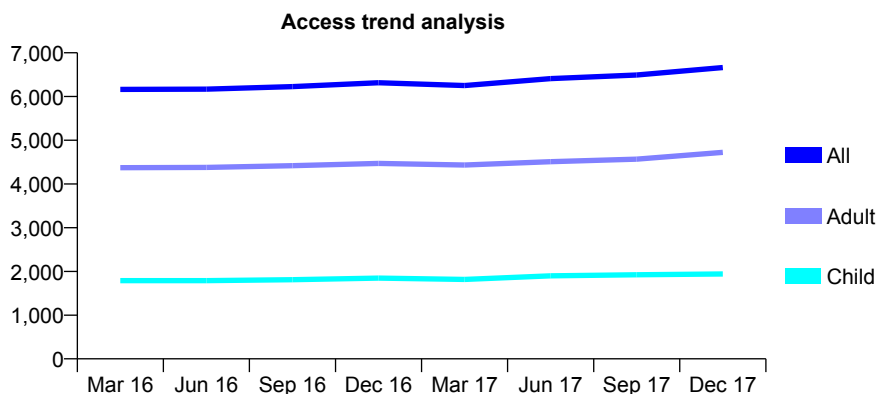
Q63 - Vital Signs At a Glance Contract Report for 188824/0001 - December 2017

Name or company name	Dr S Balachandran and Dr D Chellappah
Contract type name	GDS Contract
Purpose of contract	General
Contract start date	01/01/2013
Contract end date	

17/18 Contracted general activity (UDA)	18,000
Carry forward general activity (UDA)	94
17/18 Contracted orthodontic activity (UOA)	0
Carry forward orthodontic activity (UOA)	0
Baseline contract value	£469,964.41

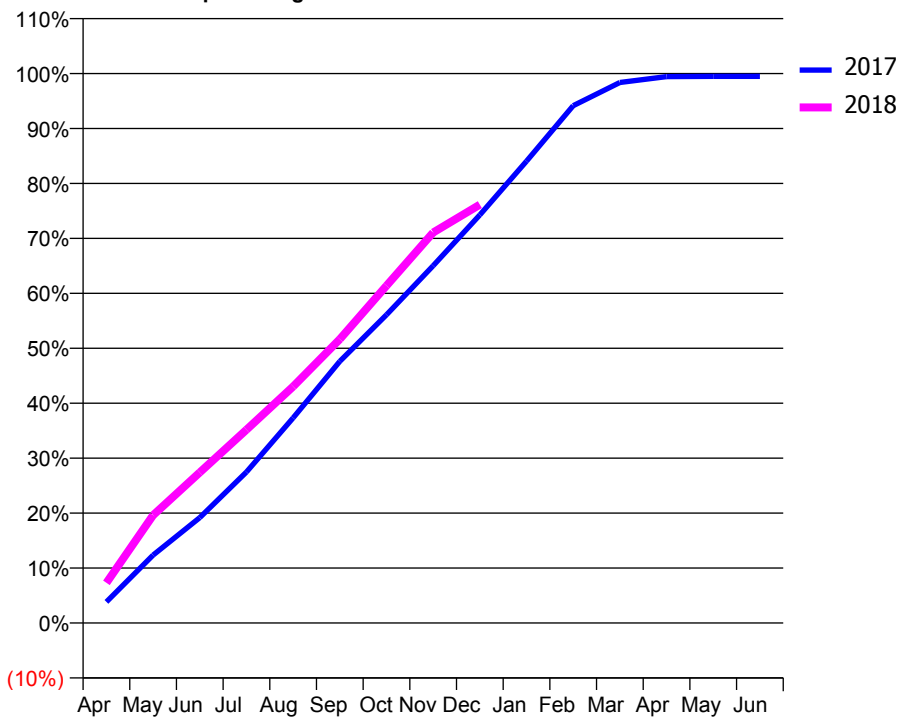
ACCESS*

Patients seen in 24 months	Total	Change since previous quarter
Quarter ending December 2016	6,316	
Quarter ending March 2017	6,250	↓
Quarter ending June 2017	6,411	↑
Quarter ending September 2017	6,491	→
Quarter ending December 2017	6,664	↑
Variance since December 2016	5.5%	↑



ACTIVITY

Cumulative percentage of contracted UDA delivered 2017 & 2018



Month	Adjusted Scheduled Activity (UDA)	
	2017	2018
April	694	1,319
May	2,227	3,532
June	3,454	4,932
July	4,948	6,333
August	6,720	7,748
September	8,574	9,298
October	10,097	11,048
November	11,702	12,793
December	13,367	13,703
January	15,128	
February	16,944	
March	17,704	
April	17,898	
May	17,906	
June	17,906	

QUALITY

	Quantity	Base Number	Contract	AT	Region	England
% of FP17s for the same patient ID Re-attending within 3 months - Children	175	2,354	7.4%	10.2%	11.6%	12.0%
% of FP17s for the same patient ID Re-attending within 3 months - Adults	411	4,278	9.6%	15.3%	16.7%	15.9%
% of FP17s for the same patient ID Re-attending between 3 & 9 months - Children	1,429	2,354	60.7%	48.0%	47.3%	58.0%
% of FP17s for the same patient ID Re-attending between 3 & 9 months - Adults	2,001	4,278	46.8%	38.2%	38.3%	50.5%
% of FP17s for Band 1 Urgent Courses	673	6,479	10.4%	10.0%	10.5%	9.0%
% of FP17s Relating to Free Repair or Replacements	39	6,479	0.6%	0.6%	0.6%	0.8%
% of FP17s Relating to Continuations	2	6,479	0.0%	0.9%	0.8%	1.1%
% of Patients satisfied with the dentistry they have received	3	4	N/A	90.0%	89.0%	91.5%
% of Patients satisfied with the time they had to wait for an appointment	4	4	N/A	87.4%	84.2%	87.9%

* This is based on patients treated on this contract for their most recent course of treatment. Figures in italics indicate the base number of FP17s or Patient Questionnaire responses are less than 100. N/A is shown where the base number of responses is less than 10 during the period. % is calculated as Quantity/Base number*100

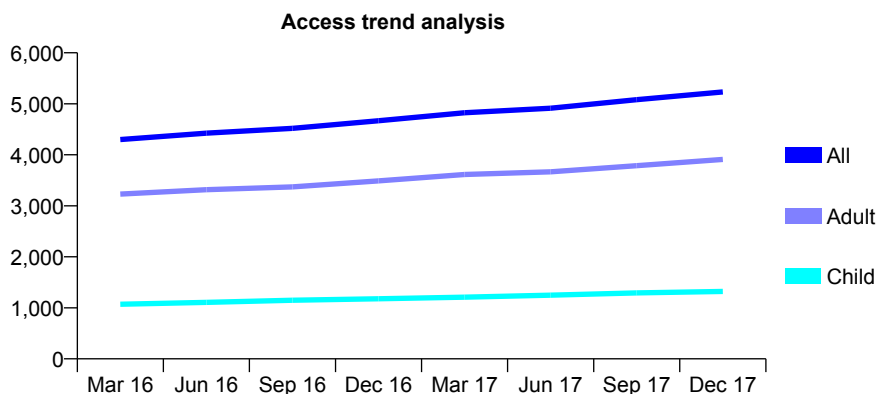
Q63 - Vital Signs At a Glance Contract Report for 189006/0001 - December 2017

Name or company name	Smile 4U Limited
Contract type name	GDS Contract
Purpose of contract	General
Contract start date	04/01/2010
Contract end date	

17/18 Contracted general activity (UDA)	14,250
Carry forward general activity (UDA)	0
17/18 Contracted orthodontic activity (UOA)	0
Carry forward orthodontic activity (UOA)	0
Baseline contract value	£365,251.30

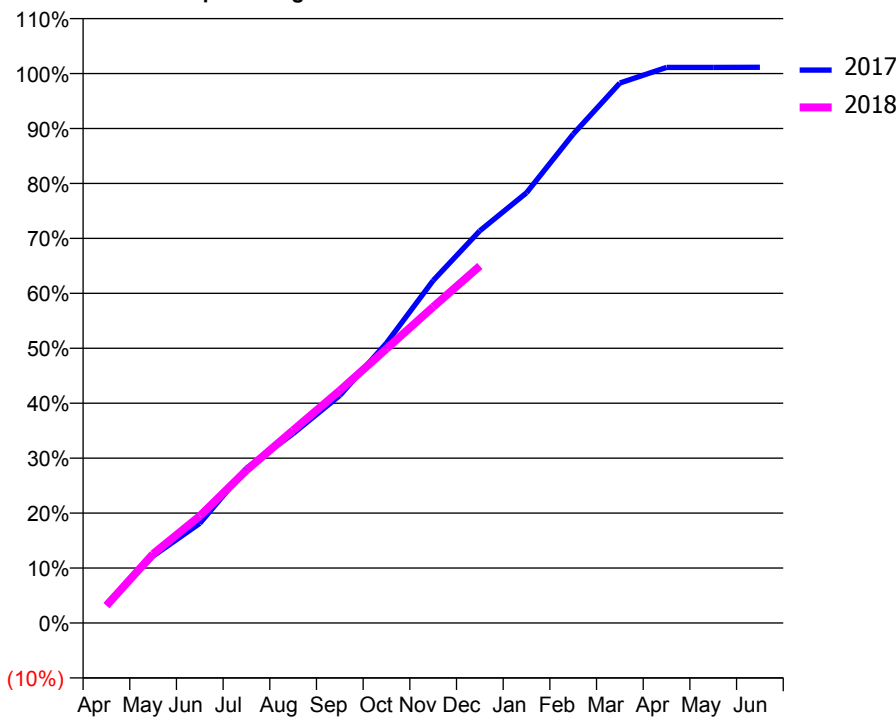
ACCESS*

Patients seen in 24 months	Total	Change since previous quarter
Quarter ending December 2016	4,668	
Quarter ending March 2017	4,824	↑
Quarter ending June 2017	4,914	→
Quarter ending September 2017	5,081	↑
Quarter ending December 2017	5,232	↑
Variance since December 2016	12.1%	↑



ACTIVITY

Cumulative percentage of contracted UDA delivered 2017 & 2018



Month	Adjusted Scheduled Activity (UDA)	
	2017	2018
April	491	453
May	1,739	1,793
June	2,586	2,775
July	4,013	3,962
August	4,912	4,999
September	5,903	6,028
October	7,261	7,111
November	8,882	8,198
December	10,173	9,259
January	11,157	
February	12,679	
March	14,002	
April	14,407	
May	14,408	
June	14,411	

QUALITY

	Quantity	Base Number	Contract	AT	Region	England
% of FP17s for the same patient ID Re-attending within 3 months - Children	83	1,371	6.1%	10.2%	11.6%	12.0%
% of FP17s for the same patient ID Re-attending within 3 months - Adults	364	3,448	10.6%	15.3%	16.7%	15.9%
% of FP17s for the same patient ID Re-attending between 3 & 9 months - Children	779	1,371	56.8%	48.0%	47.3%	58.0%
% of FP17s for the same patient ID Re-attending between 3 & 9 months - Adults	1,617	3,448	46.9%	38.2%	38.3%	50.5%
% of FP17s for Band 1 Urgent Courses	405	4,667	8.7%	10.0%	10.5%	9.0%
% of FP17s Relating to Free Repair or Replacements	33	4,667	0.7%	0.6%	0.6%	0.8%
% of FP17s Relating to Continuations	13	4,667	0.3%	0.9%	0.8%	1.1%
% of Patients satisfied with the dentistry they have received	1	1	N/A	90.0%	89.0%	91.5%
% of Patients satisfied with the time they had to wait for an appointment	1	1	N/A	87.4%	84.2%	87.9%

* This is based on patients treated on this contract for their most recent course of treatment. Figures in italics indicate the base number of FP17s or Patient Questionnaire responses are less than 100. N/A is shown where the base number of responses is less than 10 during the period. % is calculated as Quantity/Base number*100

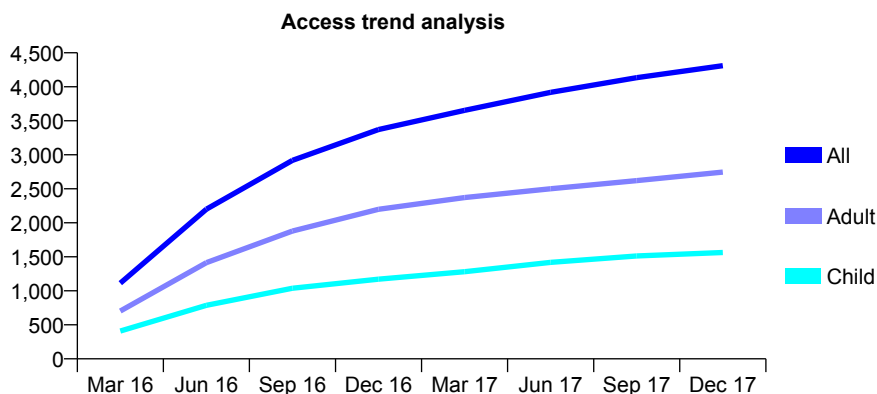
Q63 - Vital Signs At a Glance Contract Report for 192090/0001 - December 2017

Name or company name	Oasis Dental Care
Contract type name	GDS Contract
Purpose of contract	General
Contract start date	01/01/2016
Contract end date	

17/18 Contracted general activity (UDA)	12,796
Carry forward general activity (UDA)	0
17/18 Contracted orthodontic activity (UOA)	0
Carry forward orthodontic activity (UOA)	0
Baseline contract value	£368,116.71

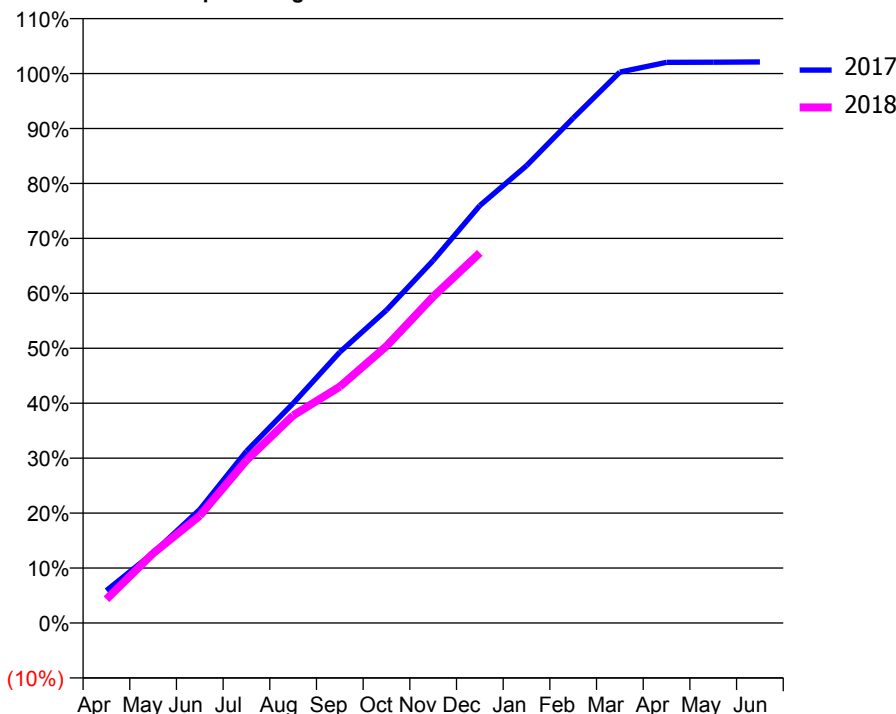
ACCESS*

Patients seen in 24 months	Total	Change since previous quarter
Quarter ending December 2016	3,371	
Quarter ending March 2017	3,653	↑
Quarter ending June 2017	3,919	↑
Quarter ending September 2017	4,134	↑
Quarter ending December 2017	4,310	↑
Variance since December 2016	27.9%	↑



ACTIVITY

Cumulative percentage of contracted UDA delivered 2017 & 2018



Month	Adjusted Scheduled Activity (UDA)	
	2017	2018
April	757	554
May	1,632	1,622
June	2,645	2,499
July	4,000	3,789
August	5,117	4,833
September	6,308	5,503
October	7,285	6,447
November	8,443	7,600
December	9,721	8,619
January	10,650	
February	11,758	
March	12,830	
April	13,056	
May	13,059	
June	13,064	

QUALITY

	Quantity	Base Number	Contract	AT	Region	England
% of FP17s for the same patient ID Re-attending within 3 months - Children	113	1,610	7.0%	10.2%	11.6%	12.0%
% of FP17s for the same patient ID Re-attending within 3 months - Adults	384	2,477	15.5%	15.3%	16.7%	15.9%
% of FP17s for the same patient ID Re-attending between 3 & 9 months - Children	821	1,610	51.0%	48.0%	47.3%	58.0%
% of FP17s for the same patient ID Re-attending between 3 & 9 months - Adults	1,283	2,477	51.8%	38.2%	38.3%	50.5%
% of FP17s for Band 1 Urgent Courses	326	3,966	8.2%	10.0%	10.5%	9.0%
% of FP17s Relating to Free Repair or Replacements	11	3,966	0.3%	0.6%	0.6%	0.8%
% of FP17s Relating to Continuations	29	3,966	0.7%	0.9%	0.8%	1.1%
% of Patients satisfied with the dentistry they have received	1	1	N/A	90.0%	89.0%	91.5%
% of Patients satisfied with the time they had to wait for an appointment	1	1	N/A	87.4%	84.2%	87.9%

* This is based on patients treated on this contract for their most recent course of treatment. Figures in italics indicate the base number of FP17s or Patient Questionnaire responses are less than 100. N/A is shown where the base number of responses is less than 10 during the period. % is calculated as Quantity/Base number*100

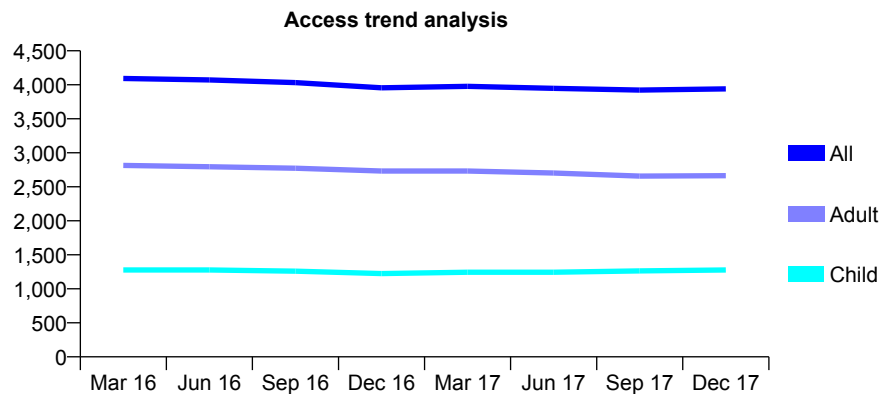
Q63 - Vital Signs At a Glance Contract Report for 192112/0001 - December 2017

Name or company name	Ark G Surgeries Ltd
Contract type name	GDS Contract
Purpose of contract	General
Contract start date	01/11/2012
Contract end date	

17/18 Contracted general activity (UDA)	14,539
Carry forward general activity (UDA)	-228
17/18 Contracted orthodontic activity (UOA)	0
Carry forward orthodontic activity (UOA)	0
Baseline contract value	£369,046.04

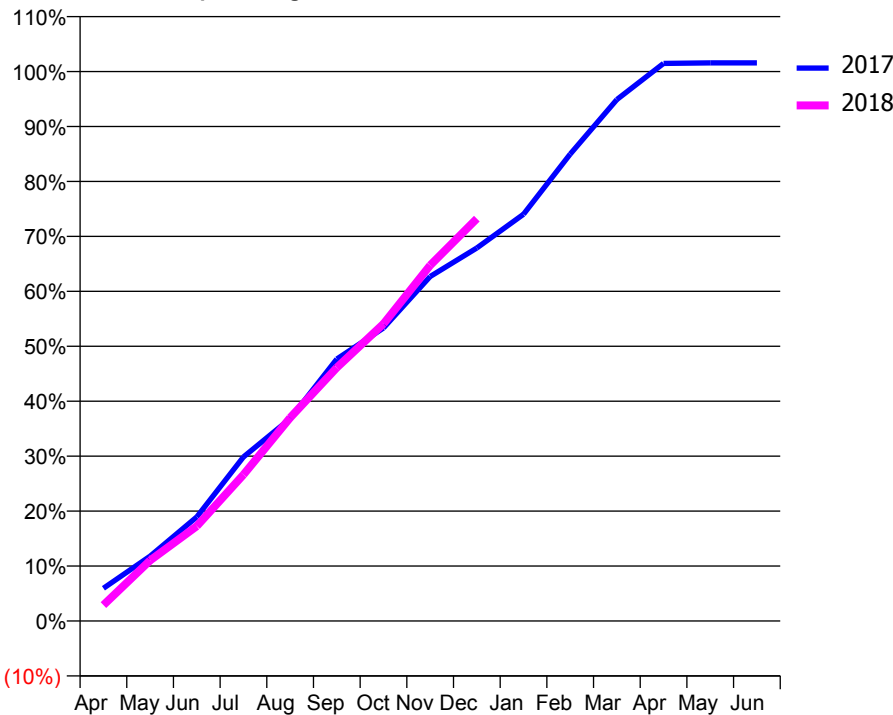
ACCESS*

Patients seen in 24 months	Total	Change since previous quarter
Quarter ending December 2016	3,956	
Quarter ending March 2017	3,978	→
Quarter ending June 2017	3,948	→
Quarter ending September 2017	3,922	→
Quarter ending December 2017	3,941	→
Variance since December 2016	(0.4%)	→



ACTIVITY

Cumulative percentage of contracted UDA delivered 2017 & 2018



Month	Adjusted Scheduled Activity (UDA)	
	2017	2018
April	867	422
May	1,716	1,605
June	2,754	2,510
July	4,343	3,873
August	5,354	5,380
September	6,932	6,706
October	7,755	7,862
November	9,116	9,412
December	9,870	10,647
January	10,763	
February	12,353	
March	13,797	
April	14,753	
May	14,767	
June	14,767	

QUALITY

	Quantity	Base Number	Contract	AT	Region	England
% of FP17s for the same patient ID Re-attending within 3 months - Children	65	1,089	6.0%	10.2%	11.6%	12.0%
% of FP17s for the same patient ID Re-attending within 3 months - Adults	303	2,145	14.1%	15.3%	16.7%	15.9%
% of FP17s for the same patient ID Re-attending between 3 & 9 months - Children	392	1,089	36.0%	48.0%	47.3%	58.0%
% of FP17s for the same patient ID Re-attending between 3 & 9 months - Adults	776	2,145	36.2%	38.2%	38.3%	50.5%
% of FP17s for Band 1 Urgent Courses	202	2,627	7.7%	10.0%	10.5%	9.0%
% of FP17s Relating to Free Repair or Replacements	0	2,627	0.0%	0.6%	0.6%	0.8%
% of FP17s Relating to Continuations	29	2,627	1.1%	0.9%	0.8%	1.1%
% of Patients satisfied with the dentistry they have received	2	2	N/A	90.0%	89.0%	91.5%
% of Patients satisfied with the time they had to wait for an appointment	1	2	N/A	87.4%	84.2%	87.9%

* This is based on patients treated on this contract for their most recent course of treatment. Figures in italics indicate the base number of FP17s or Patient Questionnaire responses are less than 100. N/A is shown where the base number of responses is less than 10 during the period. % is calculated as Quantity/Base number*100

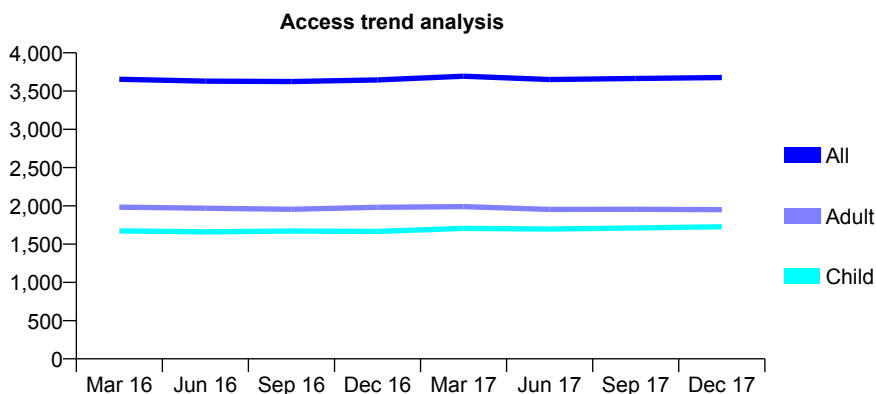
Q63 - Vital Signs At a Glance Contract Report for 192201/0001 - December 2017

Name or company name	Claremont Dental Practice
Contract type name	GDS Contract
Purpose of contract	General
Contract start date	01/05/2008
Contract end date	

17/18 Contracted general activity (UDA)	8,954
Carry forward general activity (UDA)	0
17/18 Contracted orthodontic activity (UOA)	0
Carry forward orthodontic activity (UOA)	0
Baseline contract value	£206,070.84

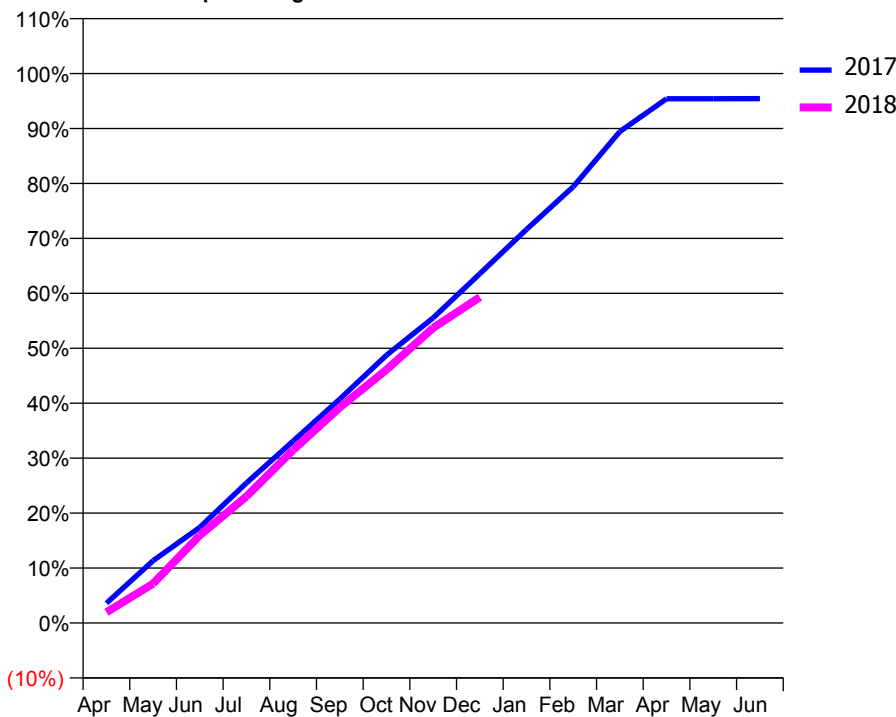
ACCESS*

Patients seen in 24 months	Total	Change since previous quarter
Quarter ending December 2016	3,646	
Quarter ending March 2017	3,694	→
Quarter ending June 2017	3,650	↓
Quarter ending September 2017	3,665	→
Quarter ending December 2017	3,676	→
Variance since December 2016	0.8%	→



ACTIVITY

Cumulative percentage of contracted UDA delivered 2017 & 2018



Month	Adjusted Scheduled Activity (UDA)	
	2017	2018
April	322	174
May	1,016	643
June	1,559	1,429
July	2,283	2,063
August	2,966	2,820
September	3,650	3,513
October	4,364	4,128
November	4,973	4,809
December	5,692	5,310
January	6,412	
February	7,109	
March	8,009	
April	8,542	
May	8,543	
June	8,545	

QUALITY

	Quantity	Base Number	Contract	AT	Region	England
% of FP17s for the same patient ID Re-attending within 3 months - Children	76	1,780	4.3%	10.2%	11.6%	12.0%
% of FP17s for the same patient ID Re-attending within 3 months - Adults	159	1,809	8.8%	15.3%	16.7%	15.9%
% of FP17s for the same patient ID Re-attending between 3 & 9 months - Children	1,030	1,780	57.9%	48.0%	47.3%	58.0%
% of FP17s for the same patient ID Re-attending between 3 & 9 months - Adults	1,078	1,809	59.6%	38.2%	38.3%	50.5%
% of FP17s for Band 1 Urgent Courses	109	3,337	3.3%	10.0%	10.5%	9.0%
% of FP17s Relating to Free Repair or Replacements	19	3,337	0.6%	0.6%	0.6%	0.8%
% of FP17s Relating to Continuations	5	3,337	0.1%	0.9%	0.8%	1.1%
% of Patients satisfied with the dentistry they have received	1	1	N/A	90.0%	89.0%	91.5%
% of Patients satisfied with the time they had to wait for an appointment	1	1	N/A	87.4%	84.2%	87.9%

* This is based on patients treated on this contract for their most recent course of treatment. Figures in italics indicate the base number of FP17s or Patient Questionnaire responses are less than 100. N/A is shown where the base number of responses is less than 10 during the period. % is calculated as Quantity/Base number*100

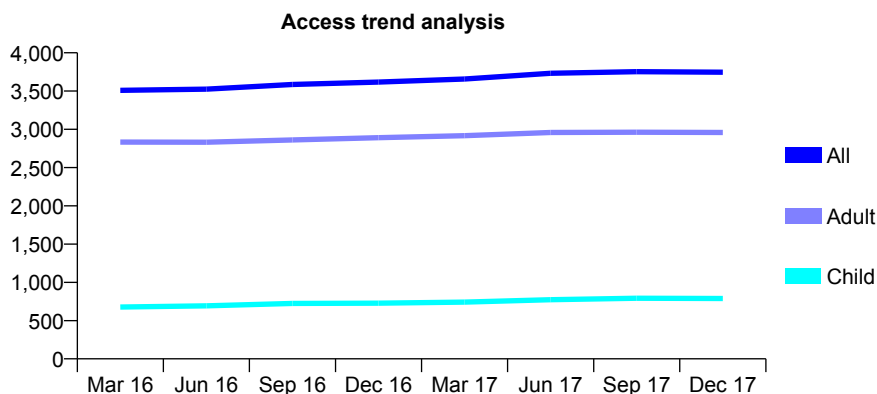
Q63 - Vital Signs At a Glance Contract Report for 192902/0001 - December 2017

Name or company name	I.J & S.C Fernandes
Contract type name	GDS Contract
Purpose of contract	General
Contract start date	17/04/2011
Contract end date	

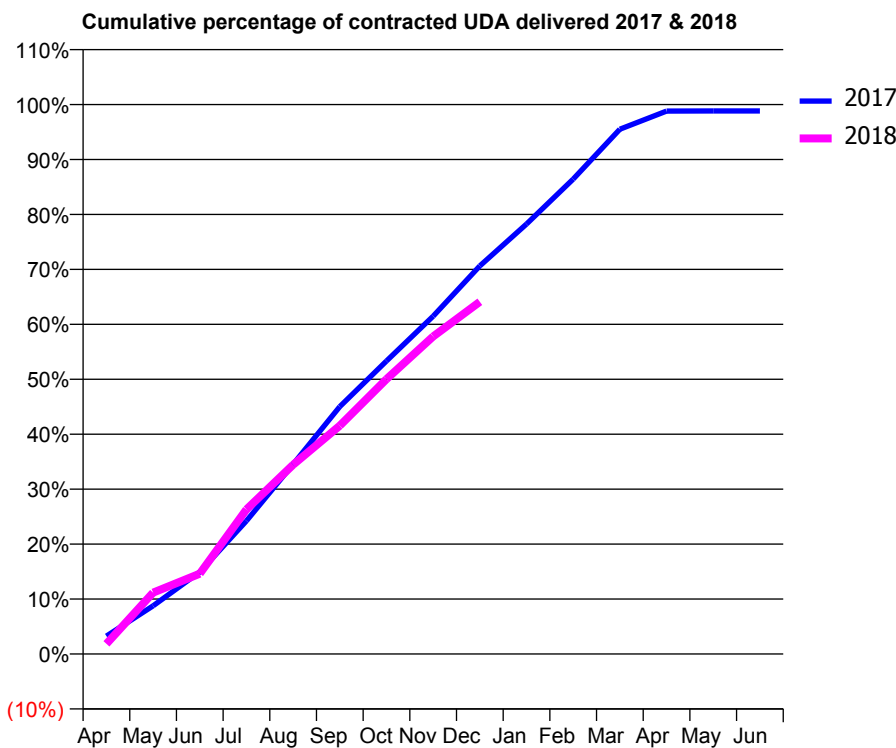
17/18 Contracted general activity (UDA)	10,316
Carry forward general activity (UDA)	120
17/18 Contracted orthodontic activity (UOA)	0
Carry forward orthodontic activity (UOA)	0
Baseline contract value	£241,308.21

ACCESS*

Patients seen in 24 months	Total	Change since previous quarter
Quarter ending December 2016	3,618	
Quarter ending March 2017	3,658	→
Quarter ending June 2017	3,732	↑
Quarter ending September 2017	3,754	→
Quarter ending December 2017	3,747	→
Variance since December 2016	3.6%	↑



ACTIVITY



Month	Adjusted Scheduled Activity (UDA)	
	2017	2018
April	336	192
May	905	1,152
June	1,540	1,509
July	2,499	2,715
August	3,565	3,554
September	4,645	4,287
October	5,502	5,161
November	6,343	5,963
December	7,286	6,613
January	8,073	
February	8,916	
March	9,853	
April	10,193	
May	10,195	
June	10,196	

QUALITY

	Quantity	Base Number	Contract	AT	Region	England
% of FP17s for the same patient ID Re-attending within 3 months - Children	61	789	7.7%	10.2%	11.6%	12.0%
% of FP17s for the same patient ID Re-attending within 3 months - Adults	390	2,687	14.5%	15.3%	16.7%	15.9%
% of FP17s for the same patient ID Re-attending between 3 & 9 months - Children	398	789	50.4%	48.0%	47.3%	58.0%
% of FP17s for the same patient ID Re-attending between 3 & 9 months - Adults	1,165	2,687	43.4%	38.2%	38.3%	50.5%
% of FP17s for Band 1 Urgent Courses	456	3,306	13.8%	10.0%	10.5%	9.0%
% of FP17s Relating to Free Repair or Replacements	5	3,306	0.2%	0.6%	0.6%	0.8%
% of FP17s Relating to Continuations	32	3,306	1.0%	0.9%	0.8%	1.1%
% of Patients satisfied with the dentistry they have received	3	3	N/A	90.0%	89.0%	91.5%
% of Patients satisfied with the time they had to wait for an appointment	3	3	N/A	87.4%	84.2%	87.9%

* This is based on patients treated on this contract for their most recent course of treatment. Figures in italics indicate the base number of FP17s or Patient Questionnaire responses are less than 100. N/A is shown where the base number of responses is less than 10 during the period. % is calculated as Quantity/Base number*100

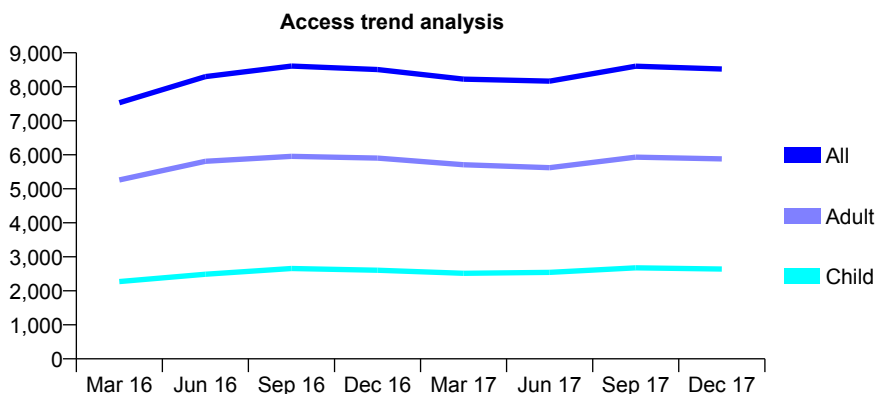
Q63 - Vital Signs At a Glance Contract Report for 192953/0001 - December 2017

Name or company name	Mazdak Eyrumlu and Azad Eyrumlu
Contract type name	GDS Contract
Purpose of contract	General
Contract start date	01/06/2014
Contract end date	

17/18 Contracted general activity (UDA)	34,739
Carry forward general activity (UDA)	385
17/18 Contracted orthodontic activity (UOA)	0
Carry forward orthodontic activity (UOA)	0
Baseline contract value	£1,110,464.74

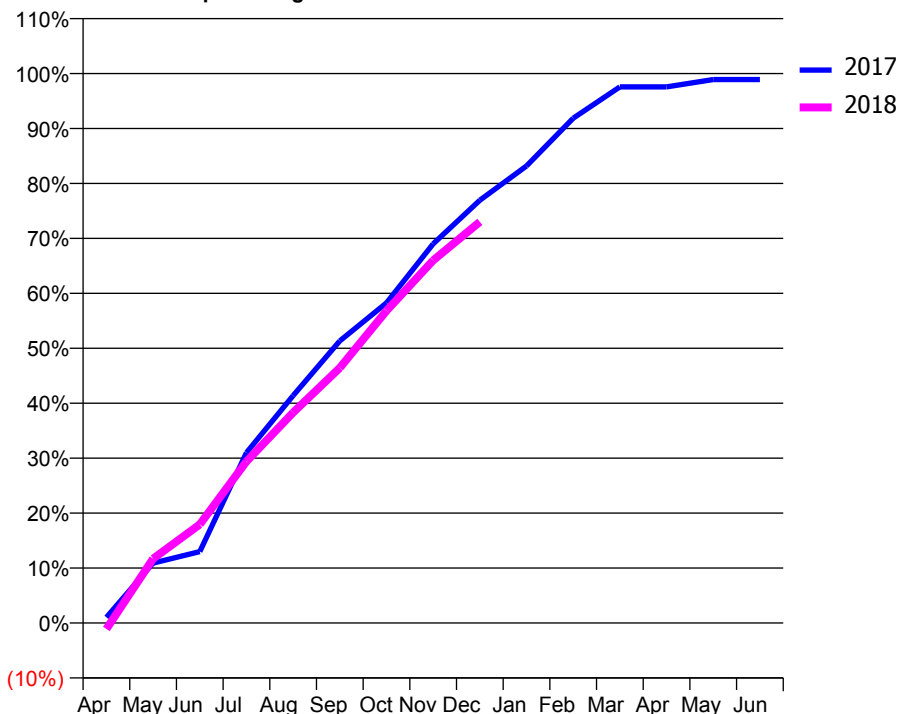
ACCESS*

Patients seen in 24 months	Total	Change since previous quarter
Quarter ending December 2016	8,508	
Quarter ending March 2017	8,226	↓
Quarter ending June 2017	8,166	→
Quarter ending September 2017	8,606	↑
Quarter ending December 2017	8,522	→
Variance since December 2016	0.2%	→



ACTIVITY

Cumulative percentage of contracted UDA delivered 2017 & 2018



Month	Adjusted Scheduled Activity (UDA)	
	2017	2018
April	355	-385
May	3,791	4,064
June	4,518	6,232
July	10,768	10,212
August	14,381	13,310
September	17,830	16,128
October	20,239	19,736
November	23,967	22,924
December	26,731	25,358
January	28,893	
February	31,910	
March	33,891	
April	33,891	
May	34,354	
June	34,354	

QUALITY

	Quantity	Base Number	Contract	AT	Region	England
% of FP17s for the same patient ID Re-attending within 3 months - Children	150	2,029	7.4%	10.2%	11.6%	12.0%
% of FP17s for the same patient ID Re-attending within 3 months - Adults	657	4,079	16.1%	15.3%	16.7%	15.9%
% of FP17s for the same patient ID Re-attending between 3 & 9 months - Children	737	2,029	36.3%	48.0%	47.3%	58.0%
% of FP17s for the same patient ID Re-attending between 3 & 9 months - Adults	1,184	4,079	29.0%	38.2%	38.3%	50.5%
% of FP17s for Band 1 Urgent Courses	335	6,007	5.6%	10.0%	10.5%	9.0%
% of FP17s Relating to Free Repair or Replacements	70	6,007	1.2%	0.6%	0.6%	0.8%
% of FP17s Relating to Continuations	207	6,007	3.4%	0.9%	0.8%	1.1%
% of Patients satisfied with the dentistry they have received	3	3	N/A	90.0%	89.0%	91.5%
% of Patients satisfied with the time they had to wait for an appointment	2	3	N/A	87.4%	84.2%	87.9%

* This is based on patients treated on this contract for their most recent course of treatment. Figures in italics indicate the base number of FP17s or Patient Questionnaire responses are less than 100. N/A is shown where the base number of responses is less than 10 during the period. % is calculated as Quantity/Base number*100

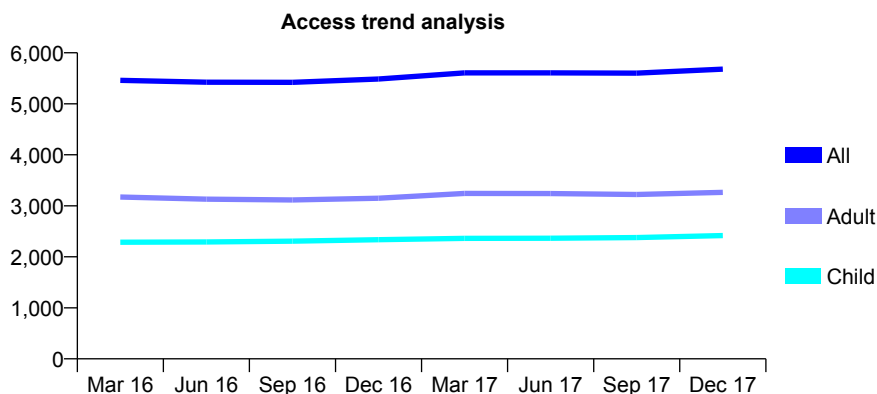
Q63 - Vital Signs At a Glance Contract Report for 193674/0001 - December 2017

Name or company name	Mr Nicholas Patsias, Ms Alexandra Sayer a
Contract type name	GDS Contract
Purpose of contract	General
Contract start date	02/01/2010
Contract end date	

17/18 Contracted general activity (UDA)	13,211
Carry forward general activity (UDA)	-62
17/18 Contracted orthodontic activity (UOA)	0
Carry forward orthodontic activity (UOA)	0
Baseline contract value	£336,278.16

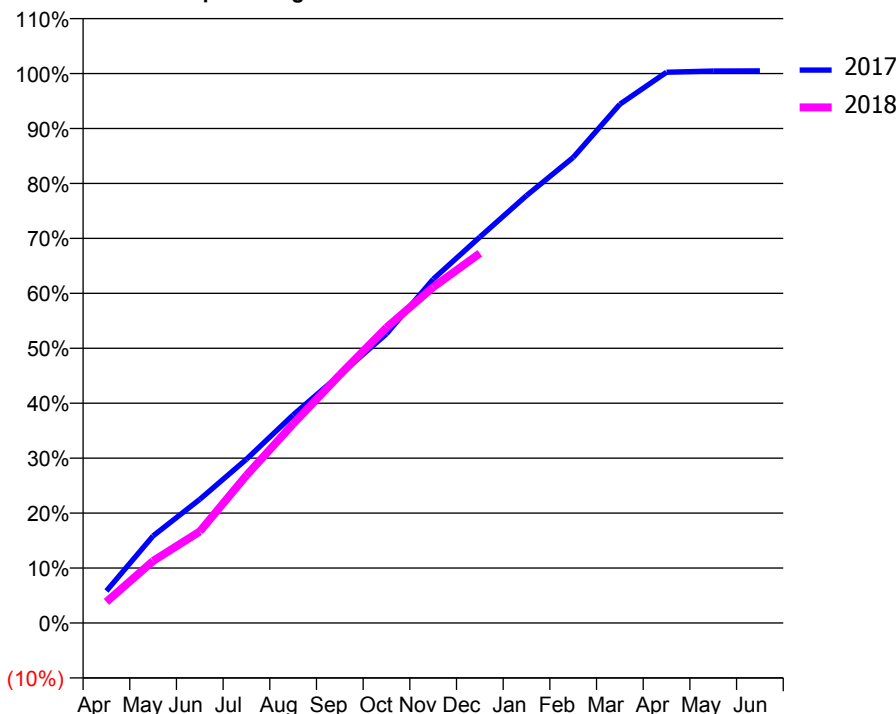
ACCESS*

Patients seen in 24 months	Total	Change since previous quarter
Quarter ending December 2016	5,485	
Quarter ending March 2017	5,607	↑
Quarter ending June 2017	5,606	→
Quarter ending September 2017	5,600	→
Quarter ending December 2017	5,681	→
Variance since December 2016	3.6%	↑



ACTIVITY

Cumulative percentage of contracted UDA delivered 2017 & 2018



Month	Adjusted Scheduled Activity (UDA)	
	2017	2018
April	771	507
May	2,096	1,494
June	2,974	2,202
July	3,937	3,550
August	5,004	4,789
September	5,967	5,968
October	6,952	7,103
November	8,266	8,074
December	9,281	8,887
January	10,276	
February	11,193	
March	12,473	
April	13,242	
May	13,270	
June	13,273	

QUALITY

	Quantity	Base Number	Contract	AT	Region	England
% of FP17s for the same patient ID Re-attending within 3 months - Children	195	2,451	8.0%	10.2%	11.6%	12.0%
% of FP17s for the same patient ID Re-attending within 3 months - Adults	425	2,778	15.3%	15.3%	16.7%	15.9%
% of FP17s for the same patient ID Re-attending between 3 & 9 months - Children	1,308	2,451	53.4%	48.0%	47.3%	58.0%
% of FP17s for the same patient ID Re-attending between 3 & 9 months - Adults	1,225	2,778	44.1%	38.2%	38.3%	50.5%
% of FP17s for Band 1 Urgent Courses	628	4,832	13.0%	10.0%	10.5%	9.0%
% of FP17s Relating to Free Repair or Replacements	11	4,832	0.2%	0.6%	0.6%	0.8%
% of FP17s Relating to Continuations	9	4,832	0.2%	0.9%	0.8%	1.1%
% of Patients satisfied with the dentistry they have received	5	5	N/A	90.0%	89.0%	91.5%
% of Patients satisfied with the time they had to wait for an appointment	4	5	N/A	87.4%	84.2%	87.9%

* This is based on patients treated on this contract for their most recent course of treatment. Figures in italics indicate the base number of FP17s or Patient Questionnaire responses are less than 100. N/A is shown where the base number of responses is less than 10 during the period. % is calculated as Quantity/Base number*100

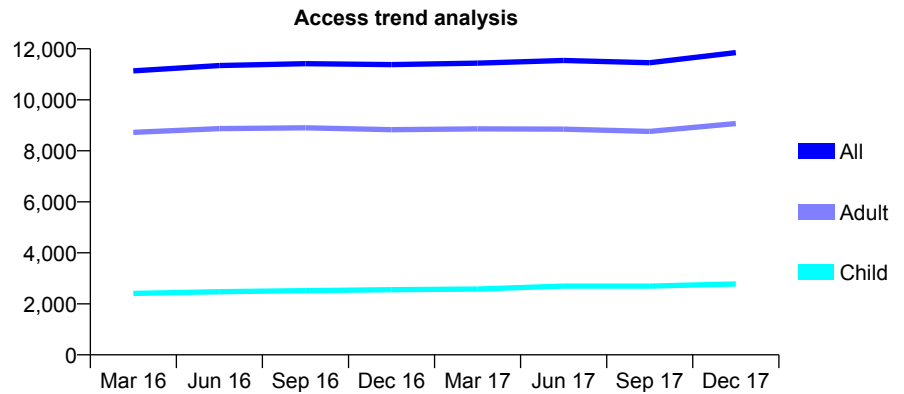
Q63 - Vital Signs At a Glance Contract Report for 193984/0001 - December 2017

Name or company name	Jayesh Kotecha
Contract type name	GDS Contract
Purpose of contract	General
Contract start date	01/04/2013
Contract end date	

17/18 Contracted general activity (UDA)	31,588
Carry forward general activity (UDA)	-59
17/18 Contracted orthodontic activity (UOA)	0
Carry forward orthodontic activity (UOA)	0
Baseline contract value	£860,673.39

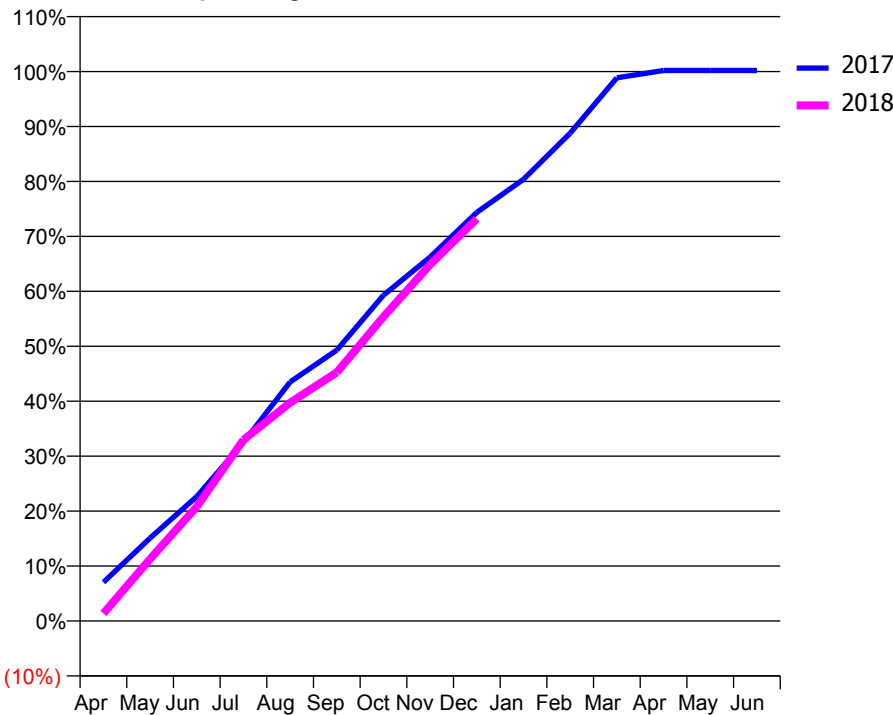
ACCESS*

Patients seen in 24 months	Total	Change since previous quarter
Quarter ending December 2016	11,380	
Quarter ending March 2017	11,439	→
Quarter ending June 2017	11,541	→
Quarter ending September 2017	11,453	→
Quarter ending December 2017	11,849	↑
Variance since December 2016	4.1%	↑



ACTIVITY

Cumulative percentage of contracted UDA delivered 2017 & 2018



Month	Adjusted Scheduled Activity (UDA)	
	2017	2018
April	2,223	430
May	4,769	3,572
June	7,153	6,575
July	10,270	10,416
August	13,740	12,555
September	15,575	14,295
October	18,732	17,492
November	20,922	20,497
December	23,488	23,119
January	25,393	
February	28,040	
March	31,227	
April	31,650	
May	31,647	
June	31,647	

QUALITY

	Quantity	Base Number	Contract	AT	Region	England
% of FP17s for the same patient ID Re-attending within 3 months - Children	157	2,378	6.6%	10.2%	11.6%	12.0%
% of FP17s for the same patient ID Re-attending within 3 months - Adults	633	6,242	10.1%	15.3%	16.7%	15.9%
% of FP17s for the same patient ID Re-attending between 3 & 9 months - Children	873	2,378	36.7%	48.0%	47.3%	58.0%
% of FP17s for the same patient ID Re-attending between 3 & 9 months - Adults	1,691	6,242	27.1%	38.2%	38.3%	50.5%
% of FP17s for Band 1 Urgent Courses	980	8,355	11.7%	10.0%	10.5%	9.0%
% of FP17s Relating to Free Repair or Replacements	18	8,355	0.2%	0.6%	0.6%	0.8%
% of FP17s Relating to Continuations	47	8,355	0.6%	0.9%	0.8%	1.1%
% of Patients satisfied with the dentistry they have received	6	6	N/A	90.0%	89.0%	91.5%
% of Patients satisfied with the time they had to wait for an appointment	4	6	N/A	87.4%	84.2%	87.9%

* This is based on patients treated on this contract for their most recent course of treatment. Figures in italics indicate the base number of FP17s or Patient Questionnaire responses are less than 100. N/A is shown where the base number of responses is less than 10 during the period. % is calculated as Quantity/Base number*100

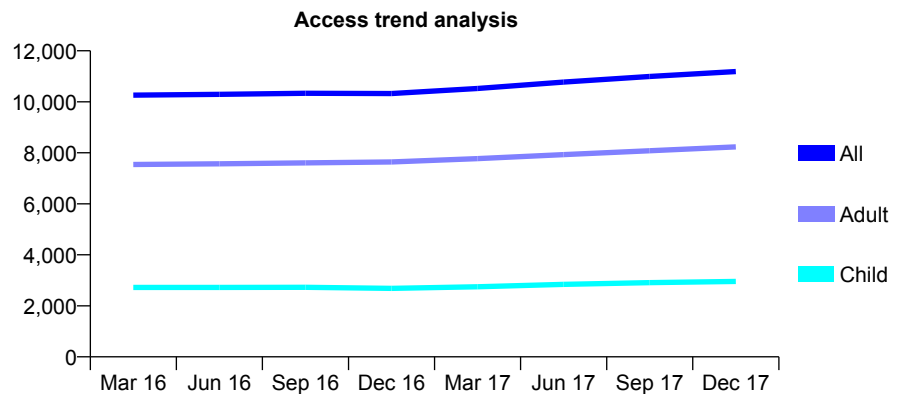
Q63 - Vital Signs At a Glance Contract Report for 194670/0001 - December 2017

Name or company name	The Family Dental Practice
Contract type name	GDS Contract
Purpose of contract	General
Contract start date	01/04/2008
Contract end date	

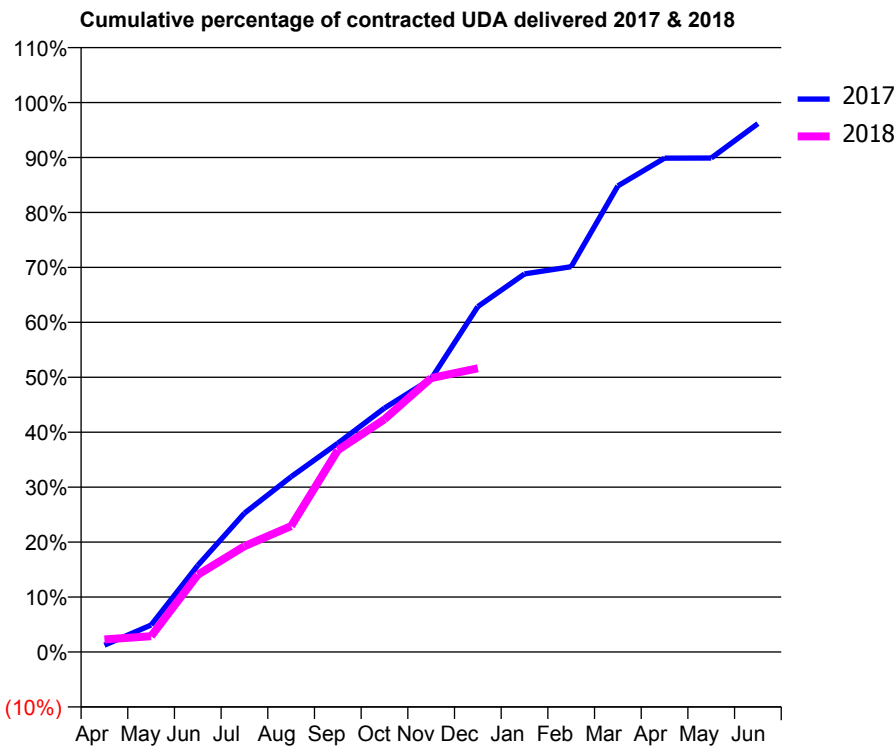
17/18 Contracted general activity (UDA)	40,022
Carry forward general activity (UDA)	0
17/18 Contracted orthodontic activity (UOA)	0
Carry forward orthodontic activity (UOA)	0
Baseline contract value	£1,009,171.60

ACCESS*

Patients seen in 24 months	Total	Change since previous quarter
Quarter ending December 2016	10,324	
Quarter ending March 2017	10,521	→
Quarter ending June 2017	10,773	↑
Quarter ending September 2017	10,994	↑
Quarter ending December 2017	11,188	→
Variance since December 2016	8.4%	↑



ACTIVITY



Month	Adjusted Scheduled Activity (UDA)	
	2017	2018
April	397	915
May	1,566	1,149
June	5,024	5,630
July	8,059	7,711
August	10,176	9,175
September	12,118	14,696
October	14,163	16,949
November	15,858	19,952
December	20,053	20,665
January	21,954	
February	22,365	
March	27,062	
April	28,671	
May	28,674	
June	30,673	

QUALITY

	Quantity	Base Number	Contract	AT	Region	England
% of FP17s for the same patient ID Re-attending within 3 months - Children	253	3,524	7.2%	10.2%	11.6%	12.0%
% of FP17s for the same patient ID Re-attending within 3 months - Adults	1,388	8,839	15.7%	15.3%	16.7%	15.9%
% of FP17s for the same patient ID Re-attending between 3 & 9 months - Children	2,058	3,524	58.4%	48.0%	47.3%	58.0%
% of FP17s for the same patient ID Re-attending between 3 & 9 months - Adults	4,841	8,839	54.8%	38.2%	38.3%	50.5%
% of FP17s for Band 1 Urgent Courses	985	10,055	9.8%	10.0%	10.5%	9.0%
% of FP17s Relating to Free Repair or Replacements	81	10,055	0.8%	0.6%	0.6%	0.8%
% of FP17s Relating to Continuations	116	10,055	1.2%	0.9%	0.8%	1.1%
% of Patients satisfied with the dentistry they have received	11	11	100.0%	90.0%	89.0%	91.5%
% of Patients satisfied with the time they had to wait for an appointment	9	11	81.8%	87.4%	84.2%	87.9%

* This is based on patients treated on this contract for their most recent course of treatment. Figures in italics indicate the base number of FP17s or Patient Questionnaire responses are less than 100. N/A is shown where the base number of responses is less than 10 during the period. % is calculated as Quantity/Base number*100

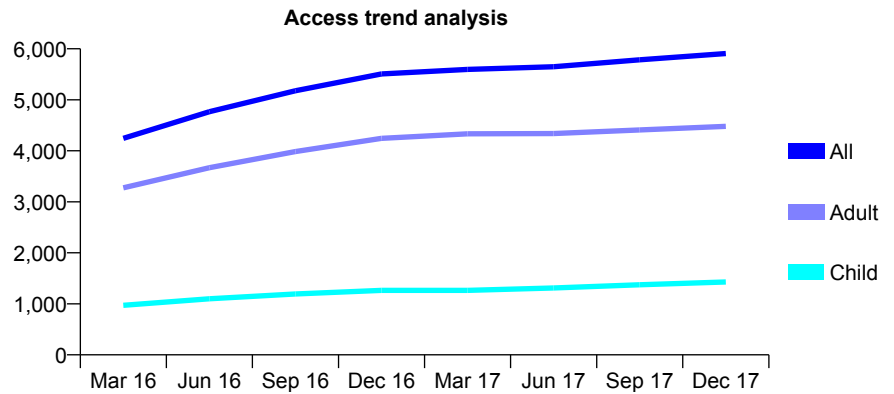
Q63 - Vital Signs At a Glance Contract Report for 194786/0001 - December 2017

Name or company name	Mitcham International Dental Centre
Contract type name	GDS Contract
Purpose of contract	General
Contract start date	01/01/2015
Contract end date	

17/18 Contracted general activity (UDA)	22,178
Carry forward general activity (UDA)	-339
17/18 Contracted orthodontic activity (UOA)	0
Carry forward orthodontic activity (UOA)	0
Baseline contract value	£602,057.67

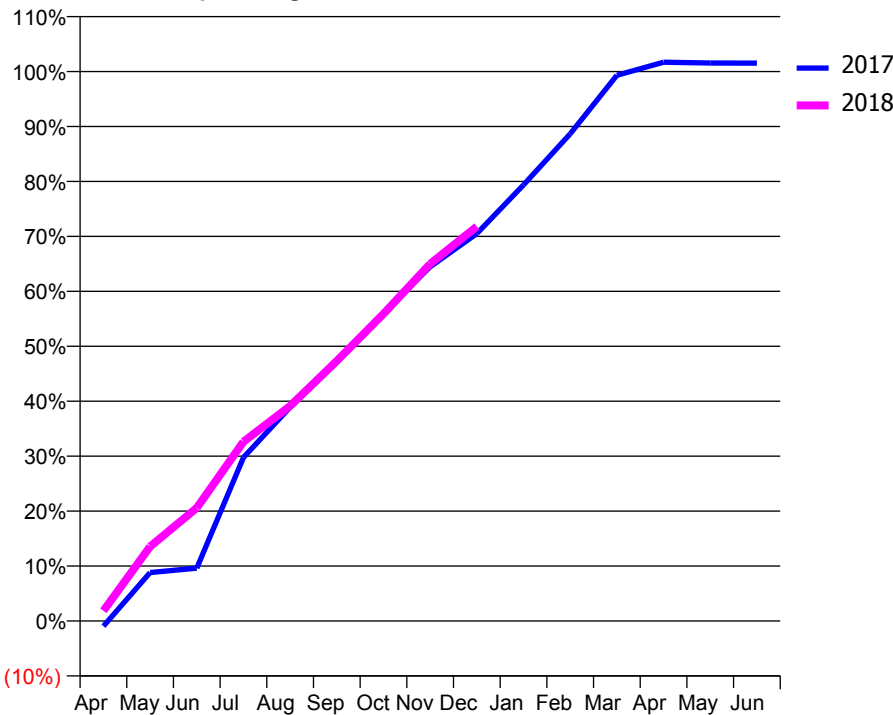
ACCESS*

Patients seen in 24 months	Total	Change since previous quarter
Quarter ending December 2016	5,508	
Quarter ending March 2017	5,596	→
Quarter ending June 2017	5,649	→
Quarter ending September 2017	5,785	↑
Quarter ending December 2017	5,908	↑
Variance since December 2016	7.3%	↑



ACTIVITY

Cumulative percentage of contracted UDA delivered 2017 & 2018



Month	Adjusted Scheduled Activity (UDA)	
	2017	2018
April	-214	412
May	1,959	3,004
June	2,136	4,569
July	6,601	7,238
August	8,632	8,678
September	10,479	10,496
October	12,417	12,400
November	14,295	14,414
December	15,638	15,923
January	17,603	
February	19,665	
March	22,027	
April	22,555	
May	22,520	
June	22,517	

QUALITY

	Quantity	Base Number	Contract	AT	Region	England
% of FP17s for the same patient ID Re-attending within 3 months - Children	69	1,227	5.6%	10.2%	11.6%	12.0%
% of FP17s for the same patient ID Re-attending within 3 months - Adults	396	3,474	11.4%	15.3%	16.7%	15.9%
% of FP17s for the same patient ID Re-attending between 3 & 9 months - Children	527	1,227	43.0%	48.0%	47.3%	58.0%
% of FP17s for the same patient ID Re-attending between 3 & 9 months - Adults	1,585	3,474	45.6%	38.2%	38.3%	50.5%
% of FP17s for Band 1 Urgent Courses	300	4,541	6.6%	10.0%	10.5%	9.0%
% of FP17s Relating to Free Repair or Replacements	17	4,541	0.4%	0.6%	0.6%	0.8%
% of FP17s Relating to Continuations	12	4,541	0.3%	0.9%	0.8%	1.1%
% of Patients satisfied with the dentistry they have received	5	5	N/A	90.0%	89.0%	91.5%
% of Patients satisfied with the time they had to wait for an appointment	4	5	N/A	87.4%	84.2%	87.9%

* This is based on patients treated on this contract for their most recent course of treatment. Figures in italics indicate the base number of FP17s or Patient Questionnaire responses are less than 100. N/A is shown where the base number of responses is less than 10 during the period. % is calculated as Quantity/Base number*100

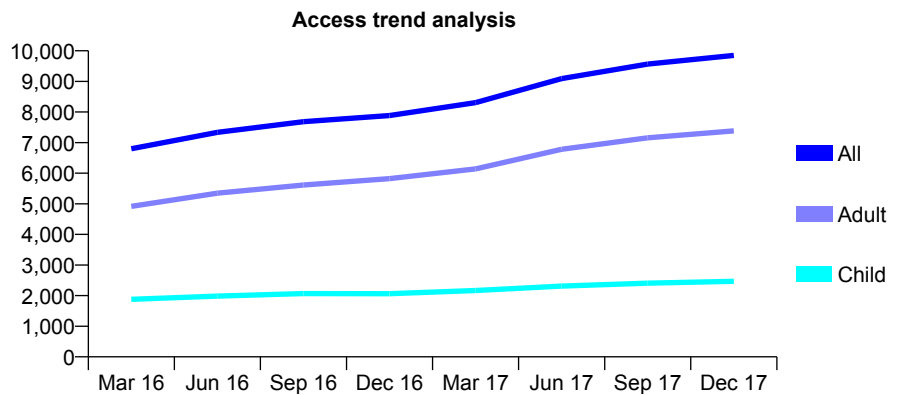
Q63 - Vital Signs At a Glance Contract Report for 195316/0002 - December 2017

Name or company name	MISS AR PATEL
Contract type name	GDS Contract
Purpose of contract	General
Contract start date	01/02/2014
Contract end date	

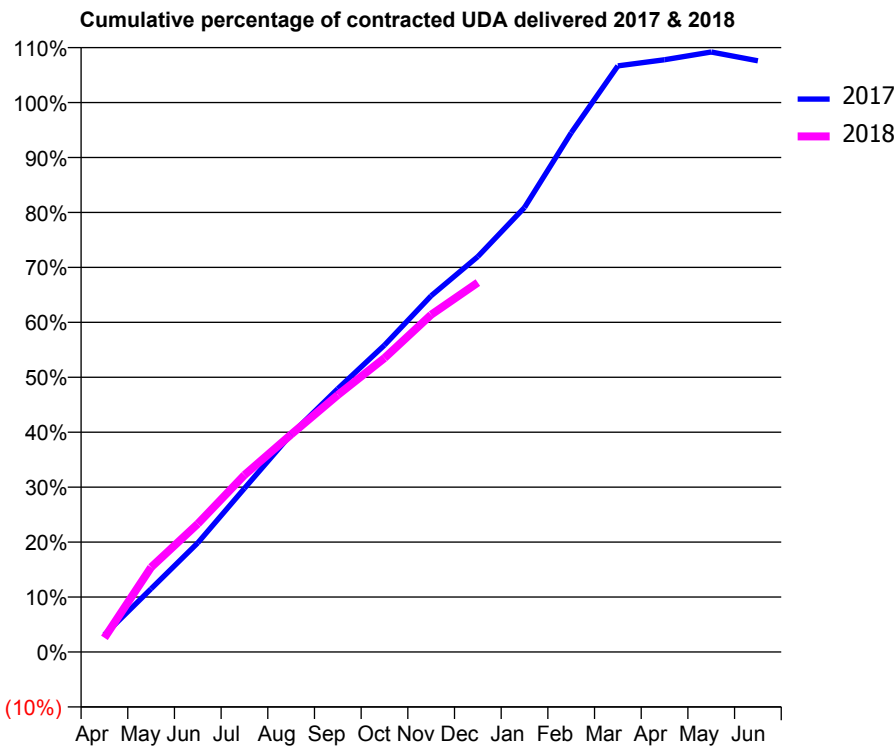
17/18 Contracted general activity (UDA)	29,751
Carry forward general activity (UDA)	0
17/18 Contracted orthodontic activity (UOA)	0
Carry forward orthodontic activity (UOA)	0
Baseline contract value	£837,522.84

ACCESS*

Patients seen in 24 months	Total	Change since previous quarter
Quarter ending December 2016	7,886	
Quarter ending March 2017	8,308	↑
Quarter ending June 2017	9,091	↑
Quarter ending September 2017	9,565	↑
Quarter ending December 2017	9,851	↑
Variance since December 2016	24.9%	↑



ACTIVITY



Month	Adjusted Scheduled Activity (UDA)	
	2017	2018
April	597	766
May	2,186	4,591
June	3,775	6,944
July	5,658	9,582
August	7,525	11,780
September	9,102	13,914
October	10,611	15,914
November	12,316	18,263
December	13,675	20,002
January	15,370	
February	17,951	
March	20,264	
April	20,480	
May	20,746	
June	20,443	

QUALITY

	Quantity	Base Number	Contract	AT	Region	England
% of FP17s for the same patient ID Re-attending within 3 months - Children	329	3,078	10.7%	10.2%	11.6%	12.0%
% of FP17s for the same patient ID Re-attending within 3 months - Adults	1,193	7,925	15.1%	15.3%	16.7%	15.9%
% of FP17s for the same patient ID Re-attending between 3 & 9 months - Children	1,752	3,078	56.9%	48.0%	47.3%	58.0%
% of FP17s for the same patient ID Re-attending between 3 & 9 months - Adults	3,617	7,925	45.6%	38.2%	38.3%	50.5%
% of FP17s for Band 1 Urgent Courses	1,155	10,316	11.2%	10.0%	10.5%	9.0%
% of FP17s Relating to Free Repair or Replacements	28	10,316	0.3%	0.6%	0.6%	0.8%
% of FP17s Relating to Continuations	28	10,316	0.3%	0.9%	0.8%	1.1%
% of Patients satisfied with the dentistry they have received	6	6	N/A	90.0%	89.0%	91.5%
% of Patients satisfied with the time they had to wait for an appointment	6	6	N/A	87.4%	84.2%	87.9%

* This is based on patients treated on this contract for their most recent course of treatment. Figures in italics indicate the base number of FP17s or Patient Questionnaire responses are less than 100. N/A is shown where the base number of responses is less than 10 during the period. % is calculated as Quantity/Base number*100

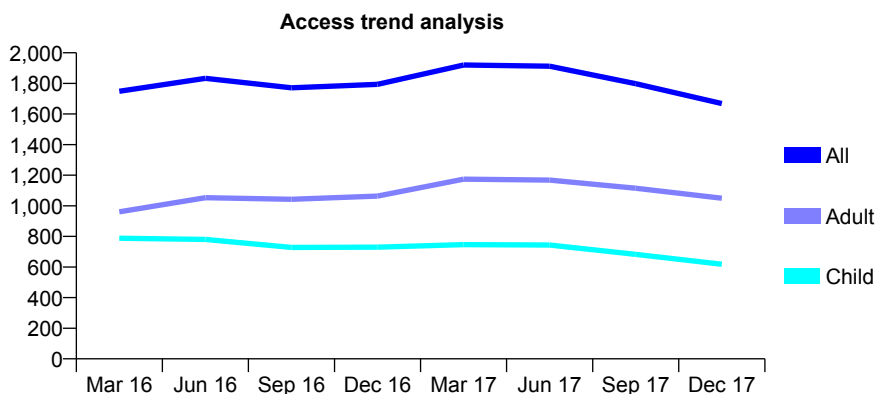
Q63 - Vital Signs At a Glance Contract Report for 195316/0003 - December 2017

Name or company name	MISS AR PATEL
Contract type name	GDS Contract
Purpose of contract	General
Contract start date	01/02/2014
Contract end date	

17/18 Contracted general activity (UDA)	3,846
Carry forward general activity (UDA)	-77
17/18 Contracted orthodontic activity (UOA)	0
Carry forward orthodontic activity (UOA)	0
Baseline contract value	£104,864.15

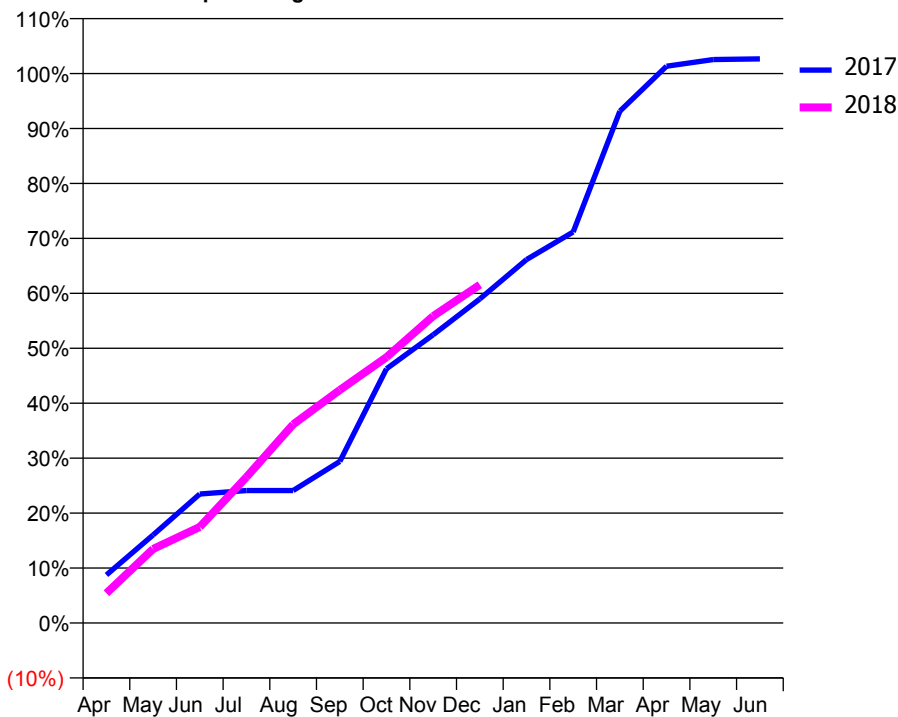
ACCESS*

Patients seen in 24 months	Total	Change since previous quarter
Quarter ending December 2016	1,794	
Quarter ending March 2017	1,920	↑
Quarter ending June 2017	1,912	→
Quarter ending September 2017	1,798	↓
Quarter ending December 2017	1,668	↓
Variance since December 2016	(7.0%)	↓



ACTIVITY

Cumulative percentage of contracted UDA delivered 2017 & 2018



Month	Adjusted Scheduled Activity (UDA)	
	2017	2018
April	336	209
May	616	519
June	903	672
July	927	1,021
August	927	1,390
September	1,130	1,631
October	1,779	1,861
November	2,017	2,148
December	2,268	2,367
January	2,544	
February	2,737	
March	3,583	
April	3,897	
May	3,943	
June	3,948	

QUALITY

	Quantity	Base Number	Contract	AT	Region	England
% of FP17s for the same patient ID Re-attending within 3 months - Children	30	612	4.9%	10.2%	11.6%	12.0%
% of FP17s for the same patient ID Re-attending within 3 months - Adults	80	846	9.5%	15.3%	16.7%	15.9%
% of FP17s for the same patient ID Re-attending between 3 & 9 months - Children	380	612	62.1%	48.0%	47.3%	58.0%
% of FP17s for the same patient ID Re-attending between 3 & 9 months - Adults	438	846	51.8%	38.2%	38.3%	50.5%
% of FP17s for Band 1 Urgent Courses	46	1,310	3.5%	10.0%	10.5%	9.0%
% of FP17s Relating to Free Repair or Replacements	6	1,310	0.5%	0.6%	0.6%	0.8%
% of FP17s Relating to Continuations	0	1,310	0.0%	0.9%	0.8%	1.1%
% of Patients satisfied with the dentistry they have received	1	1	N/A	90.0%	89.0%	91.5%
% of Patients satisfied with the time they had to wait for an appointment	1	1	N/A	87.4%	84.2%	87.9%

* This is based on patients treated on this contract for their most recent course of treatment. Figures in italics indicate the base number of FP17s or Patient Questionnaire responses are less than 100. N/A is shown where the base number of responses is less than 10 during the period. % is calculated as Quantity/Base number*100

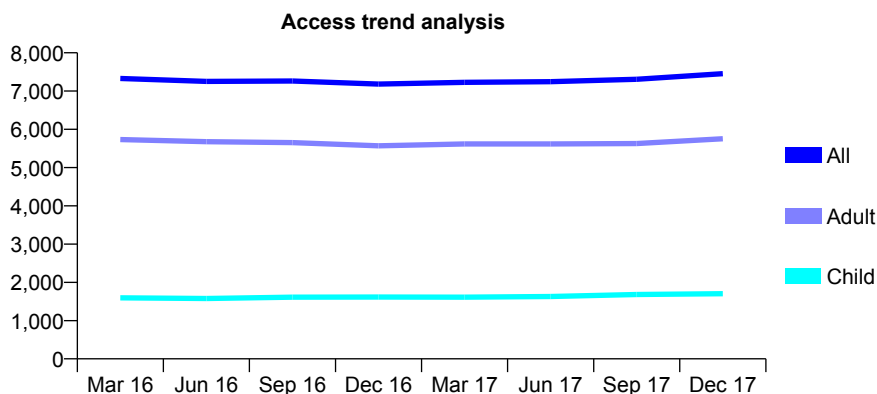
Q63 - Vital Signs At a Glance Contract Report for 196231/0001 - December 2017

Name or company name	Dr E Harunani and Dr MN Harunani
Contract type name	GDS Contract
Purpose of contract	General
Contract start date	01/12/2012
Contract end date	

17/18 Contracted general activity (UDA)	26,306
Carry forward general activity (UDA)	736
17/18 Contracted orthodontic activity (UOA)	0
Carry forward orthodontic activity (UOA)	0
Baseline contract value	£688,027.44

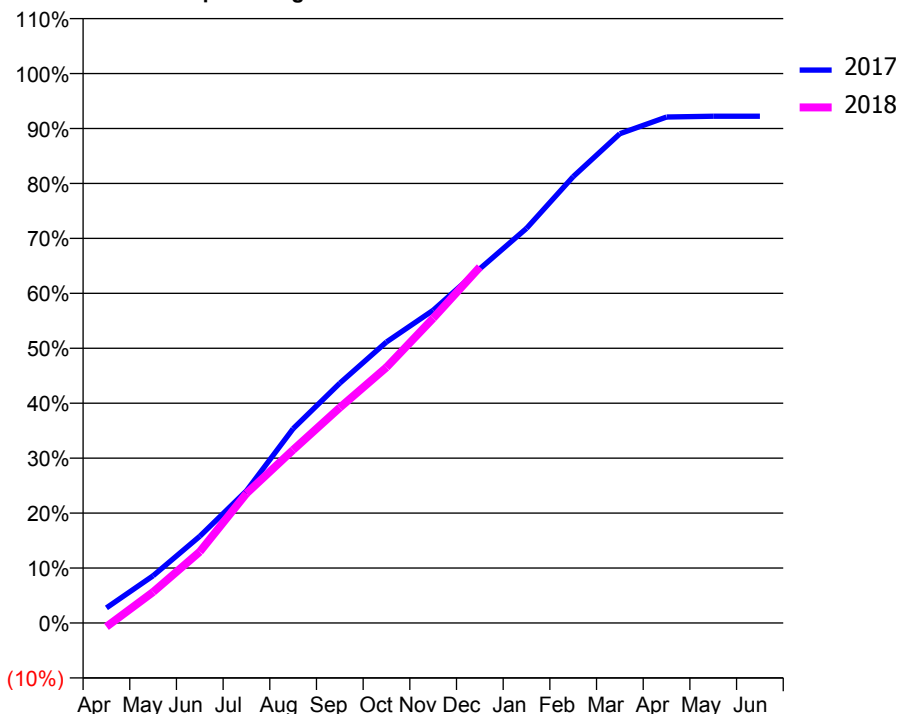
ACCESS*

Patients seen in 24 months	Total	Change since previous quarter
Quarter ending December 2016	7,183	
Quarter ending March 2017	7,229	→
Quarter ending June 2017	7,246	→
Quarter ending September 2017	7,309	→
Quarter ending December 2017	7,455	→
Variance since December 2016	3.8%	↑



ACTIVITY

Cumulative percentage of contracted UDA delivered 2017 & 2018



Month	Adjusted Scheduled Activity (UDA)	
	2017	2018
April	722	-181
May	2,262	1,486
June	4,150	3,412
July	6,327	6,199
August	9,304	8,289
September	11,482	10,314
October	13,454	12,238
November	14,975	14,590
December	16,958	17,040
January	18,890	
February	21,370	
March	23,422	
April	24,222	
May	24,259	
June	24,260	

QUALITY

	Quantity	Base Number	Contract	AT	Region	England
% of FP17s for the same patient ID Re-attending within 3 months - Children	94	1,504	6.3%	10.2%	11.6%	12.0%
% of FP17s for the same patient ID Re-attending within 3 months - Adults	429	4,378	9.8%	15.3%	16.7%	15.9%
% of FP17s for the same patient ID Re-attending between 3 & 9 months - Children	558	1,504	37.1%	48.0%	47.3%	58.0%
% of FP17s for the same patient ID Re-attending between 3 & 9 months - Adults	1,280	4,378	29.2%	38.2%	38.3%	50.5%
% of FP17s for Band 1 Urgent Courses	641	5,640	11.4%	10.0%	10.5%	9.0%
% of FP17s Relating to Free Repair or Replacements	1	5,640	0.0%	0.6%	0.6%	0.8%
% of FP17s Relating to Continuations	29	5,640	0.5%	0.9%	0.8%	1.1%
% of Patients satisfied with the dentistry they have received	4	5	N/A	90.0%	89.0%	91.5%
% of Patients satisfied with the time they had to wait for an appointment	4	5	N/A	87.4%	84.2%	87.9%

* This is based on patients treated on this contract for their most recent course of treatment. Figures in italics indicate the base number of FP17s or Patient Questionnaire responses are less than 100. N/A is shown where the base number of responses is less than 10 during the period. % is calculated as Quantity/Base number*100

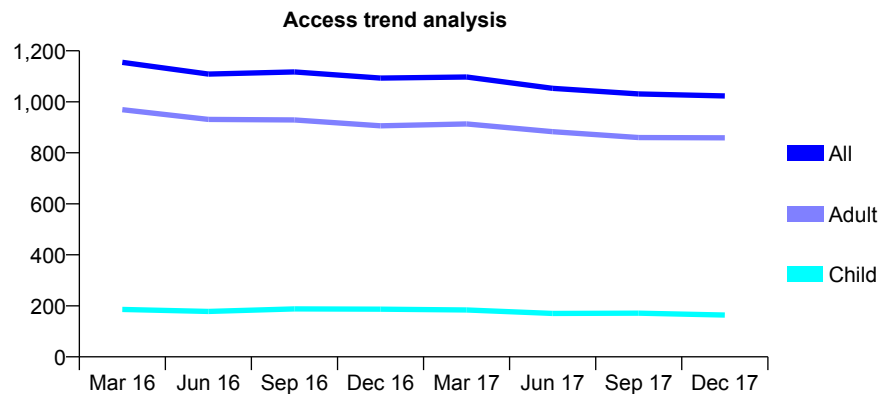
Q63 - Vital Signs At a Glance Contract Report for 196932/0001 - December 2017

Name or company name	Miss C McCarthy & Miss M McCarthy
Contract type name	GDS Contract
Purpose of contract	General
Contract start date	01/08/2010
Contract end date	

17/18 Contracted general activity (UDA)	2,200
Carry forward general activity (UDA)	-44
17/18 Contracted orthodontic activity (UOA)	0
Carry forward orthodontic activity (UOA)	0
Baseline contract value	£57,211.54

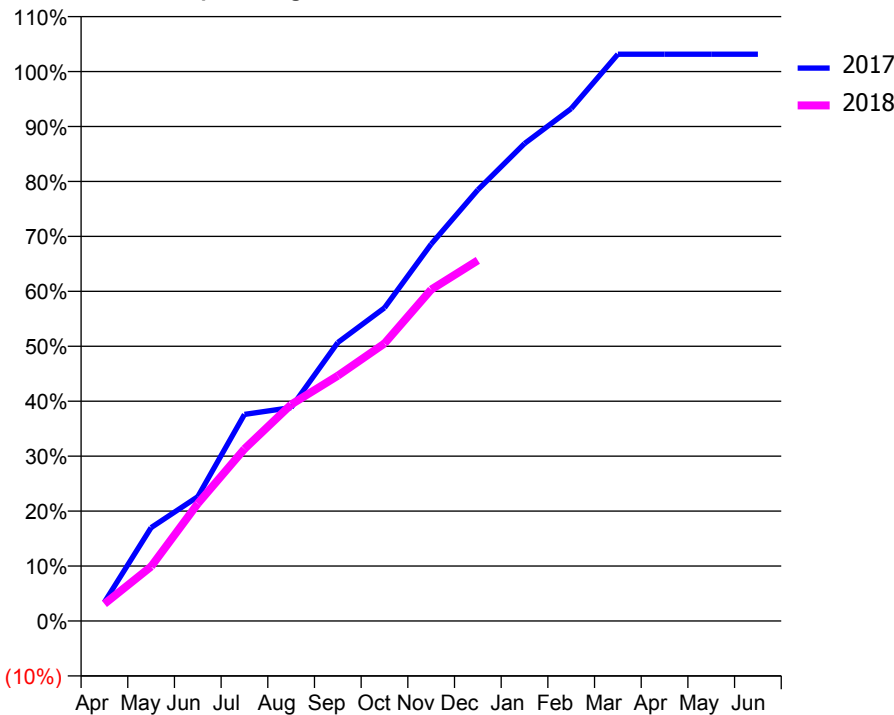
ACCESS*

Patients seen in 24 months	Total	Change since previous quarter
Quarter ending December 2016	1,093	
Quarter ending March 2017	1,097	→
Quarter ending June 2017	1,053	↓
Quarter ending September 2017	1,031	↓
Quarter ending December 2017	1,023	→
Variance since December 2016	(6.4%)	↓



ACTIVITY

Cumulative percentage of contracted UDA delivered 2017 & 2018



Month	Adjusted Scheduled Activity (UDA)	
	2017	2018
April	75	68
May	374	218
June	498	470
July	827	689
August	855	867
September	1,115	982
October	1,254	1,111
November	1,509	1,327
December	1,726	1,444
January	1,912	
February	2,051	
March	2,269	
April	2,269	
May	2,269	
June	2,269	

QUALITY

	Quantity	Base Number	Contract	AT	Region	England
% of FP17s for the same patient ID Re-attending within 3 months - Children	0	133	0.0%	10.2%	11.6%	12.0%
% of FP17s for the same patient ID Re-attending within 3 months - Adults	9	689	1.3%	15.3%	16.7%	15.9%
% of FP17s for the same patient ID Re-attending between 3 & 9 months - Children	55	133	41.4%	48.0%	47.3%	58.0%
% of FP17s for the same patient ID Re-attending between 3 & 9 months - Adults	409	689	59.4%	38.2%	38.3%	50.5%
% of FP17s for Band 1 Urgent Courses	35	822	4.3%	10.0%	10.5%	9.0%
% of FP17s Relating to Free Repair or Replacements	0	822	0.0%	0.6%	0.6%	0.8%
% of FP17s Relating to Continuations	0	822	0.0%	0.9%	0.8%	1.1%
% of Patients satisfied with the dentistry they have received	1	1	N/A	90.0%	89.0%	91.5%
% of Patients satisfied with the time they had to wait for an appointment	0	1	N/A	87.4%	84.2%	87.9%

* This is based on patients treated on this contract for their most recent course of treatment. Figures in italics indicate the base number of FP17s or Patient Questionnaire responses are less than 100. N/A is shown where the base number of responses is less than 10 during the period. % is calculated as Quantity/Base number*100

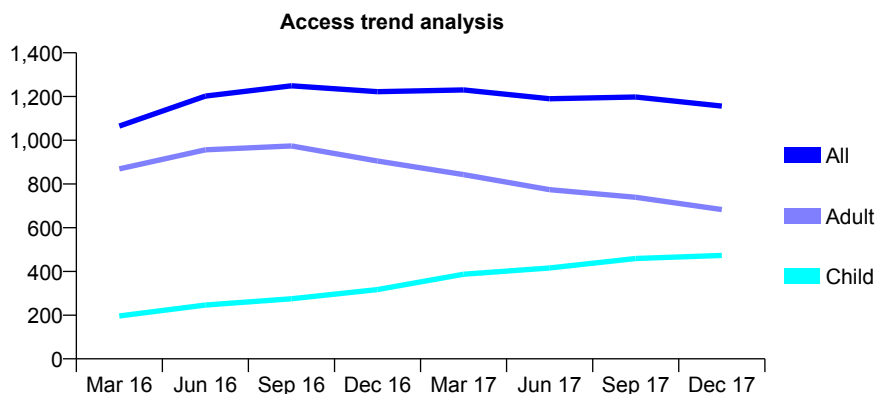
Q63 - Vital Signs At a Glance Contract Report for 198544/0001 - December 2017

Name or company name	Dr Zuleyha Cetinkaya DUZGUNOGLU
Contract type name	GDS Contract
Purpose of contract	General
Contract start date	01/06/2014
Contract end date	

17/18 Contracted general activity (UDA)	2,200
Carry forward general activity (UDA)	-20
17/18 Contracted orthodontic activity (UOA)	0
Carry forward orthodontic activity (UOA)	0
Baseline contract value	£70,826.02

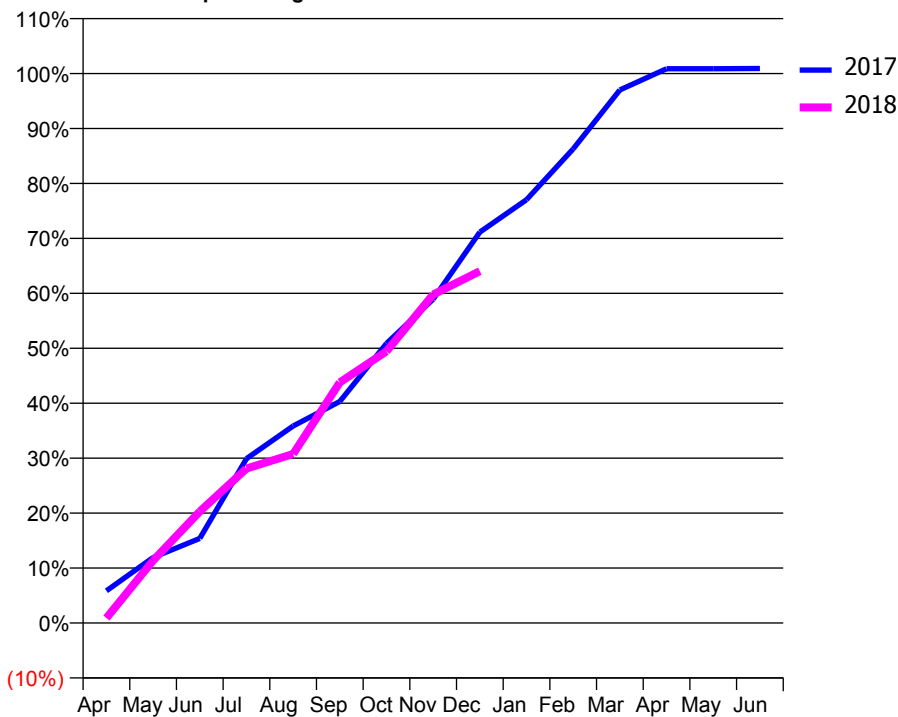
ACCESS*

Patients seen in 24 months	Total	Change since previous quarter
Quarter ending December 2016	1,222	
Quarter ending March 2017	1,230	→
Quarter ending June 2017	1,190	↓
Quarter ending September 2017	1,198	→
Quarter ending December 2017	1,156	↓
Variance since December 2016	(5.4%)	↓



ACTIVITY

Cumulative percentage of contracted UDA delivered 2017 & 2018



Month	Adjusted Scheduled Activity (UDA)	
	2017	2018
April	129	20
May	262	250
June	339	447
July	658	618
August	789	677
September	887	963
October	1,119	1,088
November	1,297	1,315
December	1,565	1,409
January	1,695	
February	1,898	
March	2,134	
April	2,219	
May	2,219	
June	2,220	

QUALITY

	Quantity	Base Number	Contract	AT	Region	England
% of FP17s for the same patient ID Re-attending within 3 months - Children	22	452	4.9%	10.2%	11.6%	12.0%
% of FP17s for the same patient ID Re-attending within 3 months - Adults	36	483	7.5%	15.3%	16.7%	15.9%
% of FP17s for the same patient ID Re-attending between 3 & 9 months - Children	226	452	50.0%	48.0%	47.3%	58.0%
% of FP17s for the same patient ID Re-attending between 3 & 9 months - Adults	237	483	49.1%	38.2%	38.3%	50.5%
% of FP17s for Band 1 Urgent Courses	44	872	5.0%	10.0%	10.5%	9.0%
% of FP17s Relating to Free Repair or Replacements	0	872	0.0%	0.6%	0.6%	0.8%
% of FP17s Relating to Continuations	0	872	0.0%	0.9%	0.8%	1.1%
% of Patients satisfied with the dentistry they have received	0	0	N/A	90.0%	89.0%	91.5%
% of Patients satisfied with the time they had to wait for an appointment	0	0	N/A	87.4%	84.2%	87.9%

* This is based on patients treated on this contract for their most recent course of treatment. Figures in italics indicate the base number of FP17s or Patient Questionnaire responses are less than 100. N/A is shown where the base number of responses is less than 10 during the period. % is calculated as Quantity/Base number*100

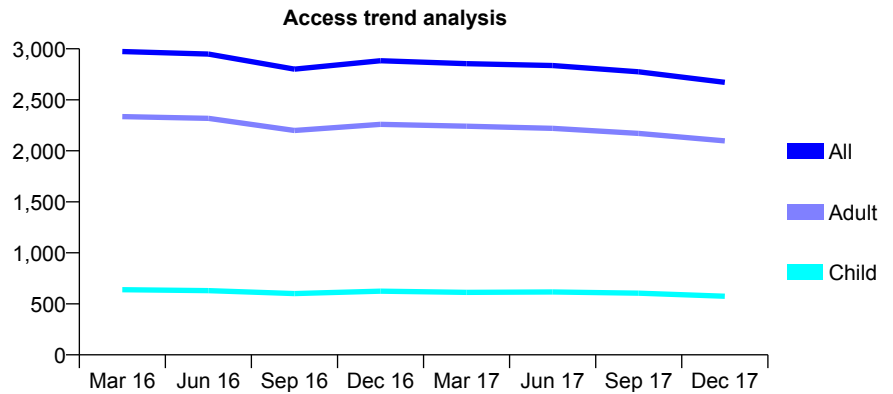
Q63 - Vital Signs At a Glance Contract Report for 198897/0001 - December 2017

Name or company name	Dr D Patel and Dr K Patel
Contract type name	GDS Contract
Purpose of contract	General
Contract start date	01/11/2013
Contract end date	

17/18 Contracted general activity (UDA)	13,000
Carry forward general activity (UDA)	0
17/18 Contracted orthodontic activity (UOA)	0
Carry forward orthodontic activity (UOA)	0
Baseline contract value	£333,065.64

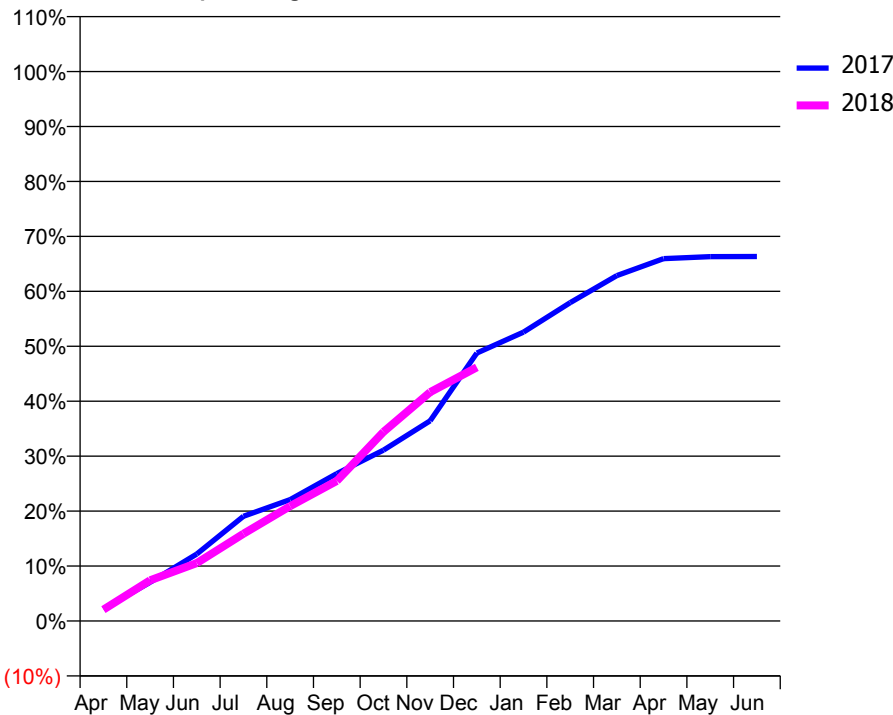
ACCESS*

Patients seen in 24 months	Total	Change since previous quarter
Quarter ending December 2016	2,883	
Quarter ending March 2017	2,854	↓
Quarter ending June 2017	2,836	→
Quarter ending September 2017	2,775	↓
Quarter ending December 2017	2,671	↓
Variance since December 2016	(7.4%)	↓



ACTIVITY

Cumulative percentage of contracted UDA delivered 2017 & 2018



Month	Adjusted Scheduled Activity (UDA)	
	2017	2018
April	287	271
May	917	963
June	1,586	1,372
July	2,478	2,066
August	2,874	2,719
September	3,487	3,315
October	4,043	4,474
November	4,737	5,417
December	6,340	6,003
January	6,836	
February	7,531	
March	8,171	
April	8,573	
May	8,621	
June	8,624	

QUALITY

	Quantity	Base Number	Contract	AT	Region	England
% of FP17s for the same patient ID Re-attending within 3 months - Children	28	435	6.4%	10.2%	11.6%	12.0%
% of FP17s for the same patient ID Re-attending within 3 months - Adults	190	1,487	12.8%	15.3%	16.7%	15.9%
% of FP17s for the same patient ID Re-attending between 3 & 9 months - Children	154	435	35.4%	48.0%	47.3%	58.0%
% of FP17s for the same patient ID Re-attending between 3 & 9 months - Adults	494	1,487	33.2%	38.2%	38.3%	50.5%
% of FP17s for Band 1 Urgent Courses	130	1,807	7.2%	10.0%	10.5%	9.0%
% of FP17s Relating to Free Repair or Replacements	20	1,807	1.1%	0.6%	0.6%	0.8%
% of FP17s Relating to Continuations	47	1,807	2.6%	0.9%	0.8%	1.1%
% of Patients satisfied with the dentistry they have received	3	4	N/A	90.0%	89.0%	91.5%
% of Patients satisfied with the time they had to wait for an appointment	4	4	N/A	87.4%	84.2%	87.9%

* This is based on patients treated on this contract for their most recent course of treatment. Figures in italics indicate the base number of FP17s or Patient Questionnaire responses are less than 100. N/A is shown where the base number of responses is less than 10 during the period. % is calculated as Quantity/Base number*100

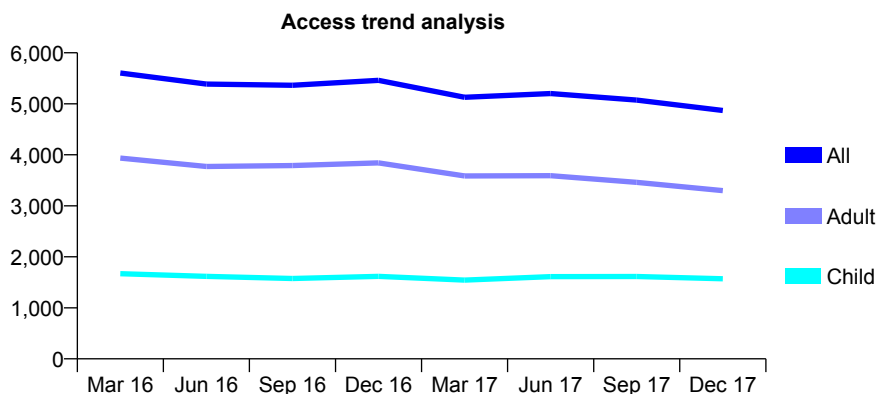
Q63 - Vital Signs At a Glance Contract Report for 198943/0001 - December 2017

Name or company name	P S Photay & Associates
Contract type name	GDS Contract
Purpose of contract	General
Contract start date	01/10/2013
Contract end date	

17/18 Contracted general activity (UDA)	16,824
Carry forward general activity (UDA)	640
17/18 Contracted orthodontic activity (UOA)	0
Carry forward orthodontic activity (UOA)	0
Baseline contract value	£435,047.63

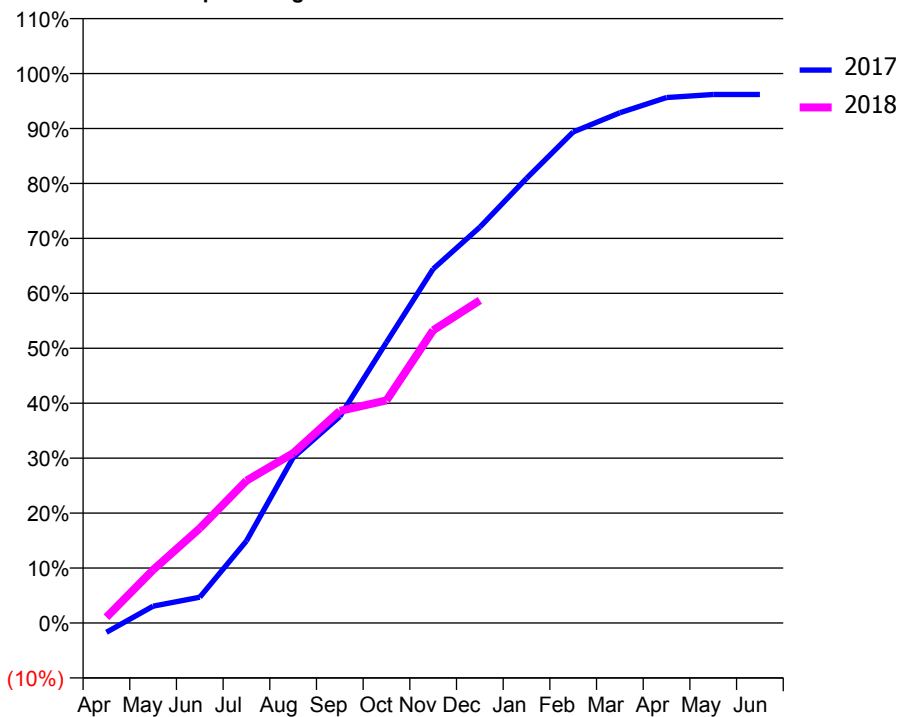
ACCESS*

Patients seen in 24 months	Total	Change since previous quarter
Quarter ending December 2016	5,460	
Quarter ending March 2017	5,128	↓
Quarter ending June 2017	5,202	→
Quarter ending September 2017	5,074	↓
Quarter ending December 2017	4,869	↓
Variance since December 2016	(10.8%)	↓



ACTIVITY

Cumulative percentage of contracted UDA delivered 2017 & 2018



Adjusted Scheduled Activity (UDA)

Month	2017	2018
April	-287	178
May	515	1,626
June	789	2,902
July	2,514	4,359
August	5,065	5,200
September	6,321	6,492
October	8,596	6,815
November	10,843	8,963
December	12,119	9,877
January	13,613	
February	15,034	
March	15,620	
April	16,087	
May	16,184	
June	16,184	

QUALITY

	Quantity	Base Number	Contract	AT	Region	England
% of FP17s for the same patient ID Re-attending within 3 months - Children	85	1,270	6.7%	10.2%	11.6%	12.0%
% of FP17s for the same patient ID Re-attending within 3 months - Adults	308	2,211	13.9%	15.3%	16.7%	15.9%
% of FP17s for the same patient ID Re-attending between 3 & 9 months - Children	487	1,270	38.3%	48.0%	47.3%	58.0%
% of FP17s for the same patient ID Re-attending between 3 & 9 months - Adults	555	2,211	25.1%	38.2%	38.3%	50.5%
% of FP17s for Band 1 Urgent Courses	410	3,289	12.5%	10.0%	10.5%	9.0%
% of FP17s Relating to Free Repair or Replacements	0	3,289	0.0%	0.6%	0.6%	0.8%
% of FP17s Relating to Continuations	51	3,289	1.6%	0.9%	0.8%	1.1%
% of Patients satisfied with the dentistry they have received	5	6	N/A	90.0%	89.0%	91.5%
% of Patients satisfied with the time they had to wait for an appointment	4	6	N/A	87.4%	84.2%	87.9%

* This is based on patients treated on this contract for their most recent course of treatment. Figures in italics indicate the base number of FP17s or Patient Questionnaire responses are less than 100. N/A is shown where the base number of responses is less than 10 during the period. % is calculated as Quantity/Base number*100

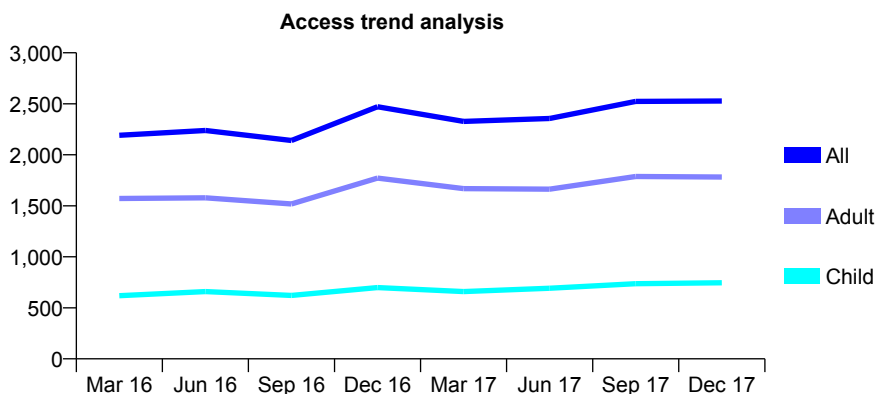
Q63 - Vital Signs At a Glance Contract Report for 198943/0002 - December 2017

Name or company name	P S Photay & Associates
Contract type name	GDS Contract
Purpose of contract	General
Contract start date	01/10/2013
Contract end date	

17/18 Contracted general activity (UDA)	8,520
Carry forward general activity (UDA)	204
17/18 Contracted orthodontic activity (UOA)	0
Carry forward orthodontic activity (UOA)	0
Baseline contract value	£221,418.12

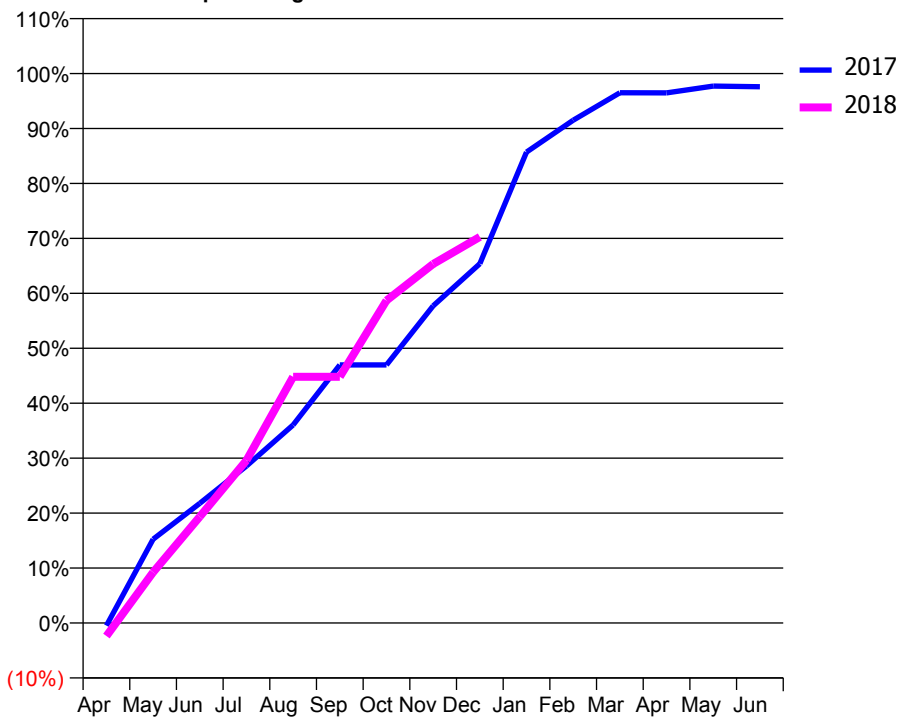
ACCESS*

Patients seen in 24 months	Total	Change since previous quarter
Quarter ending December 2016	2,471	
Quarter ending March 2017	2,327	↓
Quarter ending June 2017	2,356	→
Quarter ending September 2017	2,524	↑
Quarter ending December 2017	2,528	→
Variance since December 2016	2.3%	↑



ACTIVITY

Cumulative percentage of contracted UDA delivered 2017 & 2018



Month	Adjusted Scheduled Activity (UDA)	
	2017	2018
April	-43	-204
May	1,299	788
June	1,855	1,650
July	2,435	2,521
August	3,072	3,819
September	4,001	3,819
October	4,001	4,999
November	4,917	5,567
December	5,571	5,987
January	7,302	
February	7,795	
March	8,222	
April	8,219	
May	8,325	
June	8,316	

QUALITY

	Quantity	Base Number	Contract	AT	Region	England
% of FP17s for the same patient ID Re-attending within 3 months - Children	31	706	4.4%	10.2%	11.6%	12.0%
% of FP17s for the same patient ID Re-attending within 3 months - Adults	114	1,372	8.3%	15.3%	16.7%	15.9%
% of FP17s for the same patient ID Re-attending between 3 & 9 months - Children	264	706	37.4%	48.0%	47.3%	58.0%
% of FP17s for the same patient ID Re-attending between 3 & 9 months - Adults	351	1,372	25.6%	38.2%	38.3%	50.5%
% of FP17s for Band 1 Urgent Courses	385	2,041	18.9%	10.0%	10.5%	9.0%
% of FP17s Relating to Free Repair or Replacements	0	2,041	0.0%	0.6%	0.6%	0.8%
% of FP17s Relating to Continuations	7	2,041	0.3%	0.9%	0.8%	1.1%
% of Patients satisfied with the dentistry they have received	2	2	N/A	90.0%	89.0%	91.5%
% of Patients satisfied with the time they had to wait for an appointment	2	2	N/A	87.4%	84.2%	87.9%

* This is based on patients treated on this contract for their most recent course of treatment. Figures in italics indicate the base number of FP17s or Patient Questionnaire responses are less than 100. N/A is shown where the base number of responses is less than 10 during the period. % is calculated as Quantity/Base number*100

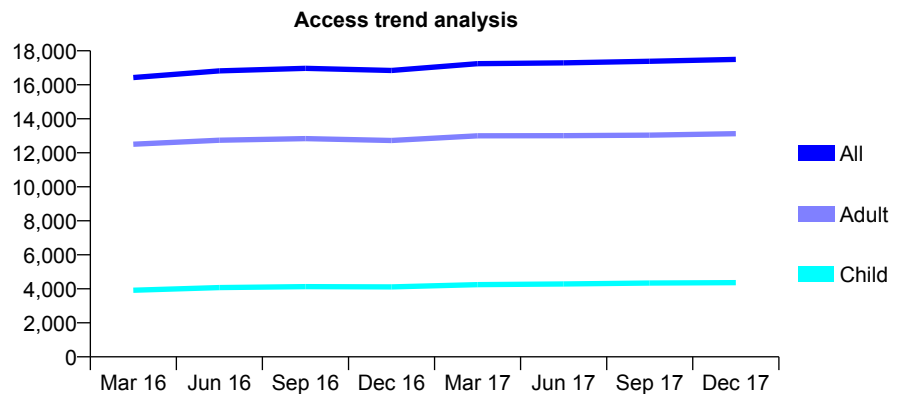
Q63 - Vital Signs At a Glance Contract Report for 199214/0001 - December 2017

Name or company name	L. Ziman & Associates
Contract type name	GDS Contract
Purpose of contract	General
Contract start date	01/04/2013
Contract end date	

17/18 Contracted general activity (UDA)	47,912
Carry forward general activity (UDA)	0
17/18 Contracted orthodontic activity (UOA)	0
Carry forward orthodontic activity (UOA)	0
Baseline contract value	£1,333,320.08

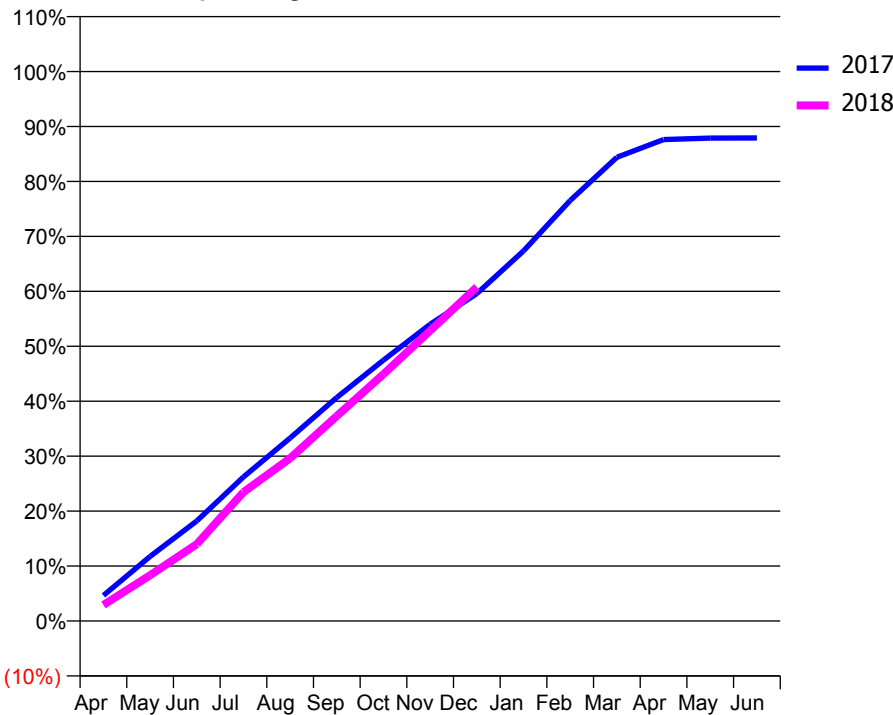
ACCESS*

Patients seen in 24 months	Total	Change since previous quarter
Quarter ending December 2016	16,840	
Quarter ending March 2017	17,247	↑
Quarter ending June 2017	17,294	→
Quarter ending September 2017	17,381	→
Quarter ending December 2017	17,492	→
Variance since December 2016	3.9%	↑



ACTIVITY

Cumulative percentage of contracted UDA delivered 2017 & 2018



Month	Adjusted Scheduled Activity (UDA)	
	2017	2018
April	2,406	1,401
May	6,109	4,000
June	9,452	6,698
July	13,614	11,239
August	17,286	14,192
September	21,117	17,878
October	24,645	21,529
November	28,031	25,316
December	30,931	29,117
January	34,959	
February	39,731	
March	43,803	
April	45,486	
May	45,618	
June	45,635	

QUALITY

	Quantity	Base Number	Contract	AT	Region	England
% of FP17s for the same patient ID Re-attending within 3 months - Children	252	4,322	5.8%	10.2%	11.6%	12.0%
% of FP17s for the same patient ID Re-attending within 3 months - Adults	1,293	10,652	12.1%	15.3%	16.7%	15.9%
% of FP17s for the same patient ID Re-attending between 3 & 9 months - Children	2,490	4,322	57.6%	48.0%	47.3%	58.0%
% of FP17s for the same patient ID Re-attending between 3 & 9 months - Adults	4,461	10,652	41.9%	38.2%	38.3%	50.5%
% of FP17s for Band 1 Urgent Courses	1,206	13,747	8.8%	10.0%	10.5%	9.0%
% of FP17s Relating to Free Repair or Replacements	136	13,747	1.0%	0.6%	0.6%	0.8%
% of FP17s Relating to Continuations	54	13,747	0.4%	0.9%	0.8%	1.1%
% of Patients satisfied with the dentistry they have received	2	2	N/A	90.0%	89.0%	91.5%
% of Patients satisfied with the time they had to wait for an appointment	2	2	N/A	87.4%	84.2%	87.9%

* This is based on patients treated on this contract for their most recent course of treatment. Figures in italics indicate the base number of FP17s or Patient Questionnaire responses are less than 100. N/A is shown where the base number of responses is less than 10 during the period. % is calculated as Quantity/Base number*100

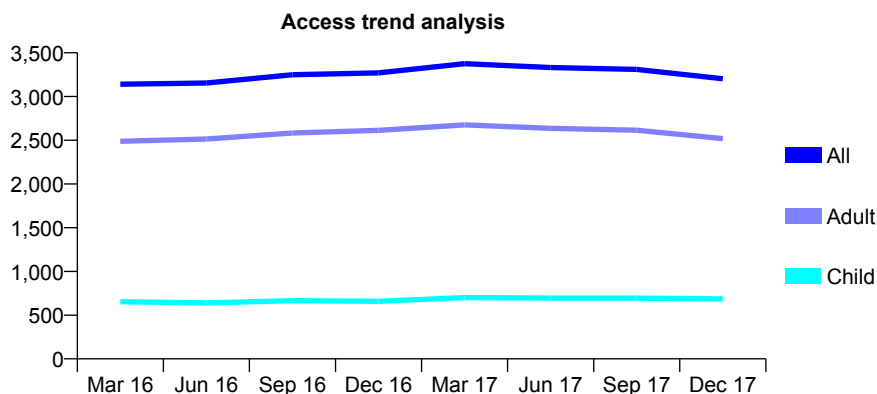
Q63 - Vital Signs At a Glance Contract Report for 199249/0001 - December 2017

Name or company name	Maxident Limited
Contract type name	GDS Contract
Purpose of contract	General
Contract start date	01/03/2011
Contract end date	

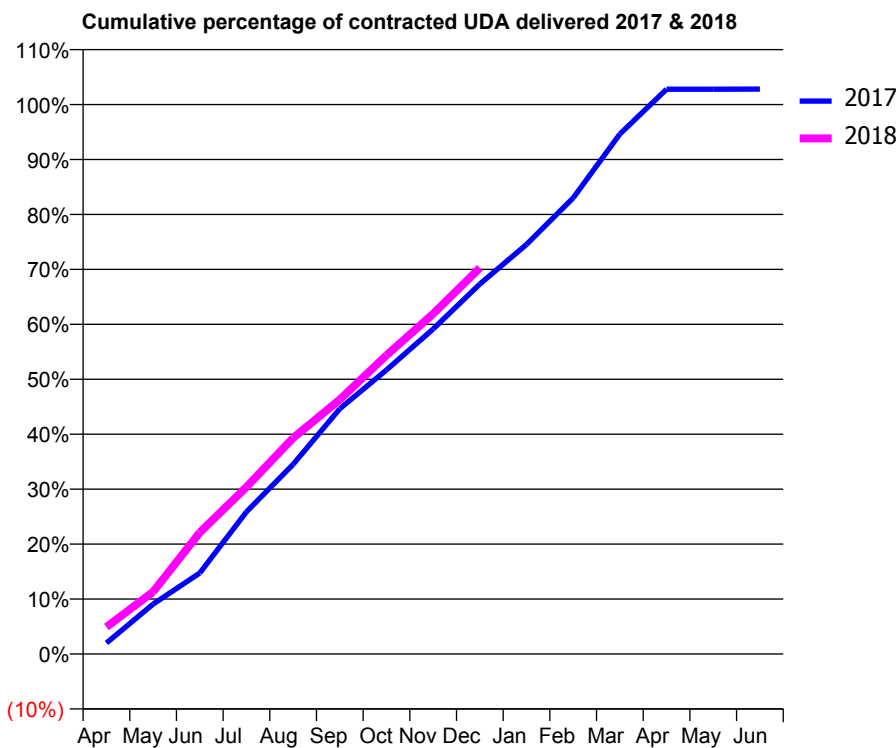
17/18 Contracted general activity (UDA)	9,489
Carry forward general activity (UDA)	-190
17/18 Contracted orthodontic activity (UOA)	0
Carry forward orthodontic activity (UOA)	0
Baseline contract value	£270,362.40

ACCESS*

Patients seen in 24 months	Total	Change since previous quarter
Quarter ending December 2016	3,271	
Quarter ending March 2017	3,376	↑
Quarter ending June 2017	3,331	↓
Quarter ending September 2017	3,310	→
Quarter ending December 2017	3,204	↓
Variance since December 2016	(2.0%)	↓



ACTIVITY



Month	Adjusted Scheduled Activity (UDA)	
	2017	2018
April	190	467
May	863	1,074
June	1,400	2,100
July	2,456	2,884
August	3,275	3,732
September	4,235	4,394
October	4,907	5,159
November	5,612	5,874
December	6,389	6,668
January	7,072	
February	7,877	
March	8,979	
April	9,754	
May	9,754	
June	9,755	

QUALITY

	Quantity	Base Number	Contract	AT	Region	England
% of FP17s for the same patient ID Re-attending within 3 months - Children	30	552	5.4%	10.2%	11.6%	12.0%
% of FP17s for the same patient ID Re-attending within 3 months - Adults	300	1,795	16.7%	15.3%	16.7%	15.9%
% of FP17s for the same patient ID Re-attending between 3 & 9 months - Children	194	552	35.1%	48.0%	47.3%	58.0%
% of FP17s for the same patient ID Re-attending between 3 & 9 months - Adults	556	1,795	31.0%	38.2%	38.3%	50.5%
% of FP17s for Band 1 Urgent Courses	170	2,156	7.9%	10.0%	10.5%	9.0%
% of FP17s Relating to Free Repair or Replacements	0	2,156	0.0%	0.6%	0.6%	0.8%
% of FP17s Relating to Continuations	2	2,156	0.1%	0.9%	0.8%	1.1%
% of Patients satisfied with the dentistry they have received	1	1	N/A	90.0%	89.0%	91.5%
% of Patients satisfied with the time they had to wait for an appointment	1	1	N/A	87.4%	84.2%	87.9%

* This is based on patients treated on this contract for their most recent course of treatment. Figures in italics indicate the base number of FP17s or Patient Questionnaire responses are less than 100. N/A is shown where the base number of responses is less than 10 during the period. % is calculated as Quantity/Base number*100

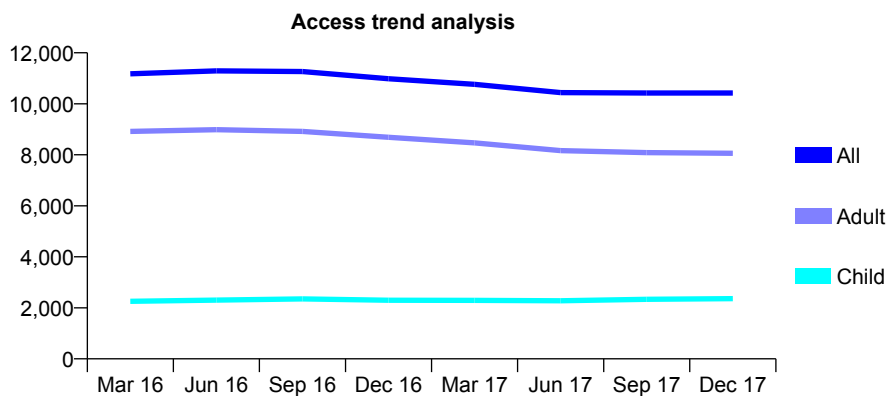
Q63 - Vital Signs At a Glance Contract Report for 199443/0001 - December 2017

Name or company name	Namta Ltd
Contract type name	GDS Contract
Purpose of contract	General
Contract start date	01/04/2011
Contract end date	

17/18 Contracted general activity (UDA)	26,885
Carry forward general activity (UDA)	875
17/18 Contracted orthodontic activity (UOA)	0
Carry forward orthodontic activity (UOA)	0
Baseline contract value	£719,155.40

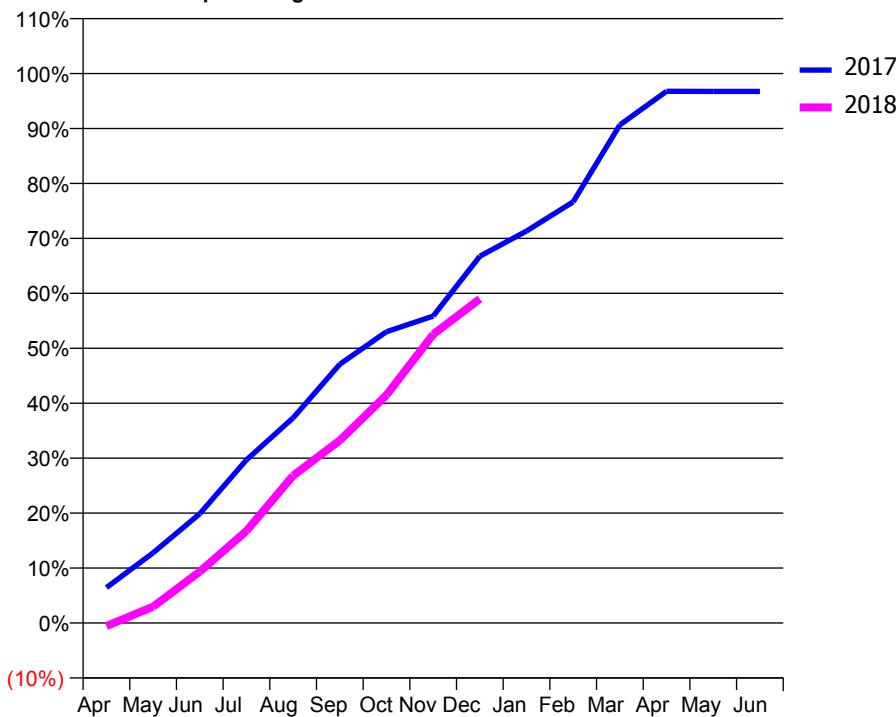
ACCESS*

Patients seen in 24 months	Total	Change since previous quarter
Quarter ending December 2016	10,984	
Quarter ending March 2017	10,761	↓
Quarter ending June 2017	10,441	↓
Quarter ending September 2017	10,423	→
Quarter ending December 2017	10,422	→
Variance since December 2016	(5.1%)	↓



ACTIVITY

Cumulative percentage of contracted UDA delivered 2017 & 2018



QUALITY

	Quantity	Base Number	Contract	AT	Region	England
% of FP17s for the same patient ID Re-attending within 3 months - Children	197	2,218	8.9%	10.2%	11.6%	12.0%
% of FP17s for the same patient ID Re-attending within 3 months - Adults	998	6,212	16.1%	15.3%	16.7%	15.9%
% of FP17s for the same patient ID Re-attending between 3 & 9 months - Children	932	2,218	42.0%	48.0%	47.3%	58.0%
% of FP17s for the same patient ID Re-attending between 3 & 9 months - Adults	2,112	6,212	34.0%	38.2%	38.3%	50.5%
% of FP17s for Band 1 Urgent Courses	1,165	7,744	15.0%	10.0%	10.5%	9.0%
% of FP17s Relating to Free Repair or Replacements	43	7,744	0.6%	0.6%	0.6%	0.8%
% of FP17s Relating to Continuations	8	7,744	0.1%	0.9%	0.8%	1.1%
% of Patients satisfied with the dentistry they have received	10	11	90.9%	90.0%	89.0%	91.5%
% of Patients satisfied with the time they had to wait for an appointment	9	11	81.8%	87.4%	84.2%	87.9%

* This is based on patients treated on this contract for their most recent course of treatment. Figures in italics indicate the base number of FP17s or Patient Questionnaire responses are less than 100. N/A is shown where the base number of responses is less than 10 during the period. % is calculated as Quantity/Base number*100

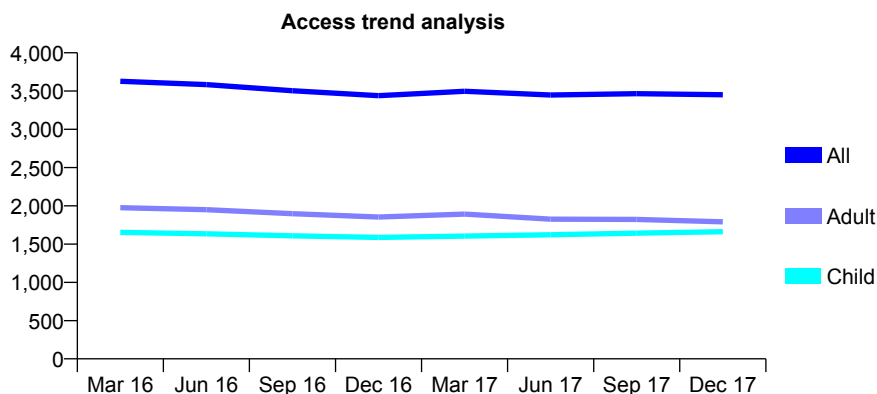
Q63 - Vital Signs At a Glance Contract Report for 199826/0001 - December 2017

Name or company name	FEARNS LIMITED
Contract type name	GDS Contract
Purpose of contract	General
Contract start date	01/03/2009
Contract end date	

17/18 Contracted general activity (UDA)	6,400
Carry forward general activity (UDA)	56
17/18 Contracted orthodontic activity (UOA)	0
Carry forward orthodontic activity (UOA)	0
Baseline contract value	£150,757.39

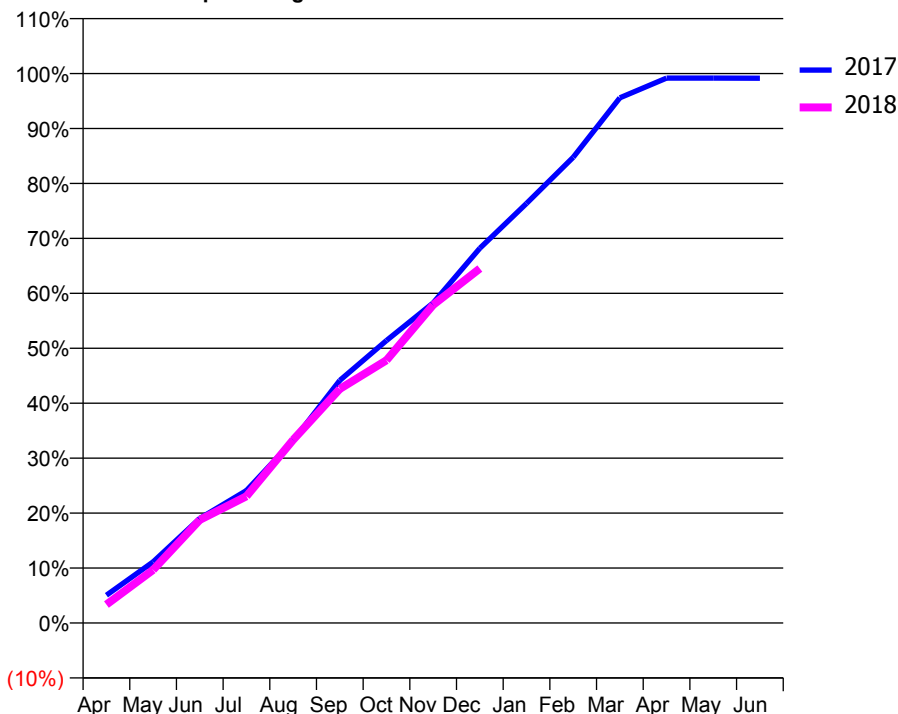
ACCESS*

Patients seen in 24 months	Total	Change since previous quarter
Quarter ending December 2016	3,440	
Quarter ending March 2017	3,497	→
Quarter ending June 2017	3,448	↓
Quarter ending September 2017	3,465	→
Quarter ending December 2017	3,452	→
Variance since December 2016	0.3%	→



ACTIVITY

Cumulative percentage of contracted UDA delivered 2017 & 2018



Month	Adjusted Scheduled Activity (UDA)	
	2017	2018
April	323	215
May	711	619
June	1,218	1,202
July	1,543	1,476
August	2,125	2,134
September	2,826	2,727
October	3,291	3,061
November	3,728	3,705
December	4,365	4,129
January	4,887	
February	5,425	
March	6,116	
April	6,347	
May	6,347	
June	6,344	

QUALITY

	Quantity	Base Number	Contract	AT	Region	England
% of FP17s for the same patient ID Re-attending within 3 months - Children	95	1,940	4.9%	10.2%	11.6%	12.0%
% of FP17s for the same patient ID Re-attending within 3 months - Adults	217	1,495	14.5%	15.3%	16.7%	15.9%
% of FP17s for the same patient ID Re-attending between 3 & 9 months - Children	1,342	1,940	69.2%	48.0%	47.3%	58.0%
% of FP17s for the same patient ID Re-attending between 3 & 9 months - Adults	732	1,495	49.0%	38.2%	38.3%	50.5%
% of FP17s for Band 1 Urgent Courses	135	2,390	5.6%	10.0%	10.5%	9.0%
% of FP17s Relating to Free Repair or Replacements	4	2,390	0.2%	0.6%	0.6%	0.8%
% of FP17s Relating to Continuations	2	2,390	0.1%	0.9%	0.8%	1.1%
% of Patients satisfied with the dentistry they have received	2	2	N/A	90.0%	89.0%	91.5%
% of Patients satisfied with the time they had to wait for an appointment	2	2	N/A	87.4%	84.2%	87.9%

* This is based on patients treated on this contract for their most recent course of treatment. Figures in italics indicate the base number of FP17s or Patient Questionnaire responses are less than 100. N/A is shown where the base number of responses is less than 10 during the period. % is calculated as Quantity/Base number*100

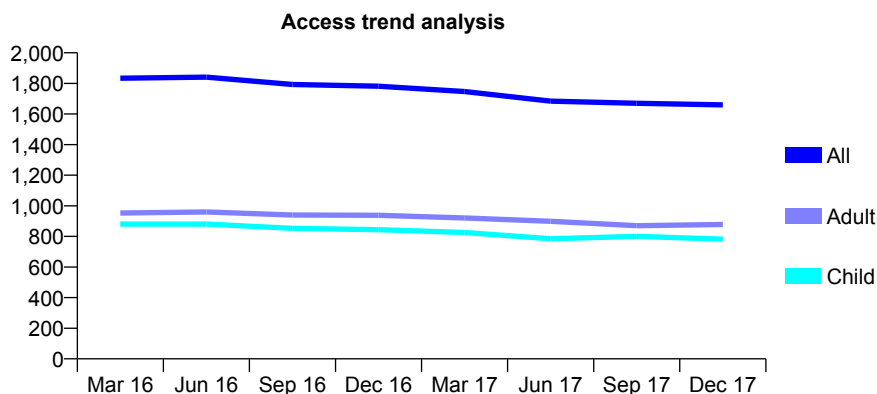
Q63 - Vital Signs At a Glance Contract Report for 204307/0002 - December 2017

Name or company name	MR RN SILVERSTONE
Contract type name	GDS Contract
Purpose of contract	General
Contract start date	16/12/2013
Contract end date	

17/18 Contracted general activity (UDA)	7,500
Carry forward general activity (UDA)	0
17/18 Contracted orthodontic activity (UOA)	0
Carry forward orthodontic activity (UOA)	0
Baseline contract value	£269,162.05

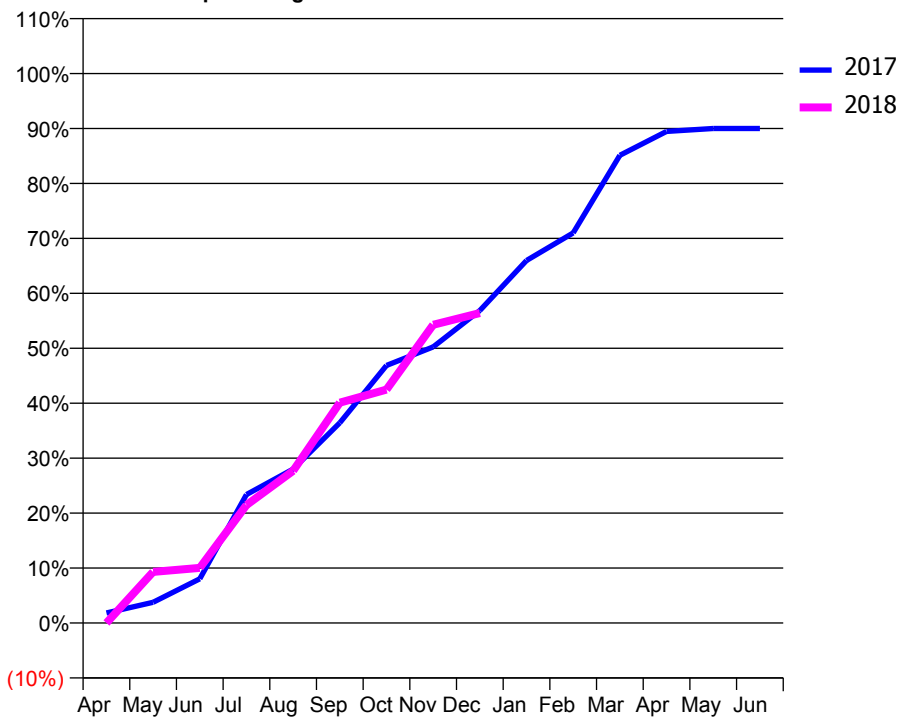
ACCESS*

Patients seen in 24 months	Total	Change since previous quarter
Quarter ending December 2016	1,782	
Quarter ending March 2017	1,747	↓
Quarter ending June 2017	1,684	↓
Quarter ending September 2017	1,670	→
Quarter ending December 2017	1,660	→
Variance since December 2016	(6.8%)	↓



ACTIVITY

Cumulative percentage of contracted UDA delivered 2017 & 2018



Month	Adjusted Scheduled Activity (UDA)	
	2017	2018
April	137	0
May	282	699
June	604	752
July	1,754	1,610
August	2,101	2,077
September	2,733	3,007
October	3,516	3,185
November	3,769	4,071
December	4,266	4,230
January	4,948	
February	5,325	
March	6,384	
April	6,709	
May	6,749	
June	6,749	

QUALITY

	Quantity	Base Number	Contract	AT	Region	England
% of FP17s for the same patient ID Re-attending within 3 months - Children	59	702	8.4%	10.2%	11.6%	12.0%
% of FP17s for the same patient ID Re-attending within 3 months - Adults	225	809	27.8%	15.3%	16.7%	15.9%
% of FP17s for the same patient ID Re-attending between 3 & 9 months - Children	341	702	48.6%	48.0%	47.3%	58.0%
% of FP17s for the same patient ID Re-attending between 3 & 9 months - Adults	308	809	38.1%	38.2%	38.3%	50.5%
% of FP17s for Band 1 Urgent Courses	167	1,431	11.7%	10.0%	10.5%	9.0%
% of FP17s Relating to Free Repair or Replacements	41	1,431	2.9%	0.6%	0.6%	0.8%
% of FP17s Relating to Continuations	44	1,431	3.1%	0.9%	0.8%	1.1%
% of Patients satisfied with the dentistry they have received	5	5	N/A	90.0%	89.0%	91.5%
% of Patients satisfied with the time they had to wait for an appointment	5	5	N/A	87.4%	84.2%	87.9%

* This is based on patients treated on this contract for their most recent course of treatment. Figures in italics indicate the base number of FP17s or Patient Questionnaire responses are less than 100. N/A is shown where the base number of responses is less than 10 during the period. % is calculated as Quantity/Base number*100

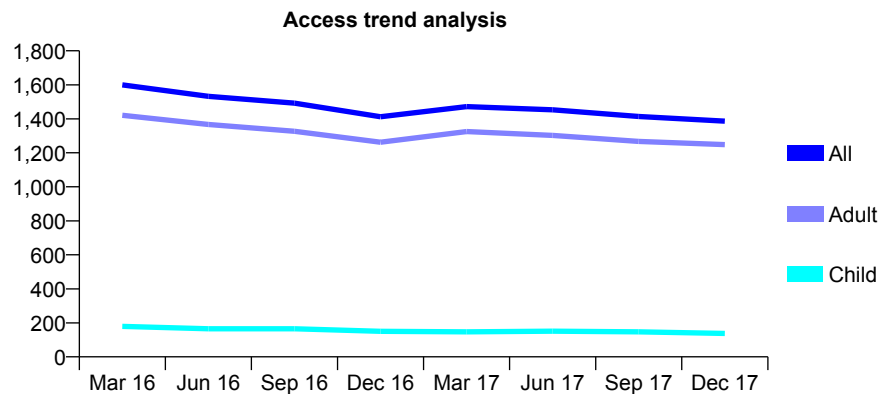
Q63 - Vital Signs At a Glance Contract Report for 206660/0002 - December 2017

Name or company name	MR HK AGYEKUM
Contract type name	GDS Contract
Purpose of contract	General
Contract start date	02/04/2011
Contract end date	

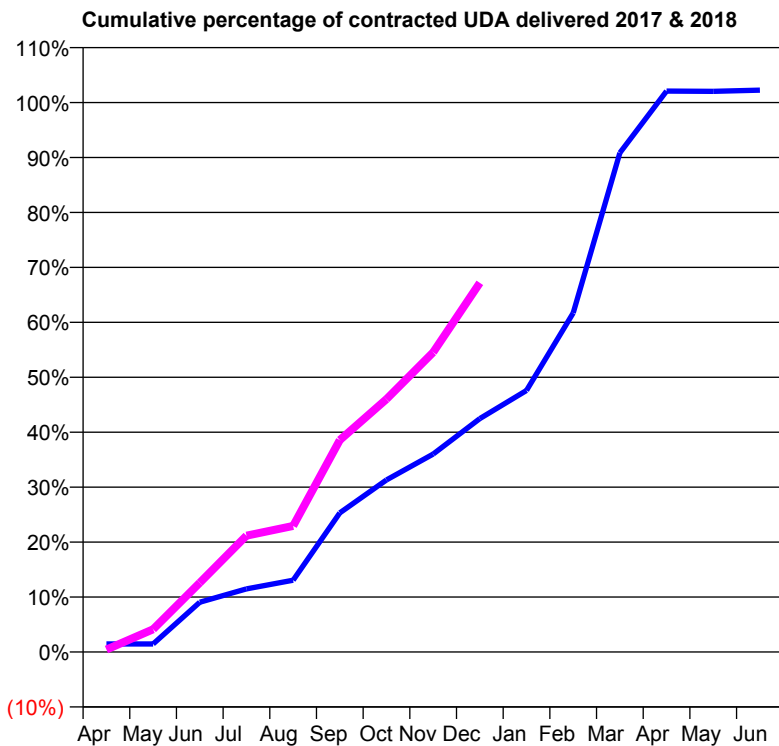
17/18 Contracted general activity (UDA)	5,840
Carry forward general activity (UDA)	0
17/18 Contracted orthodontic activity (UOA)	0
Carry forward orthodontic activity (UOA)	0
Baseline contract value	£189,335.65

ACCESS*

Patients seen in 24 months	Total	Change since previous quarter
Quarter ending December 2016	1,412	
Quarter ending March 2017	1,472	↑
Quarter ending June 2017	1,453	↓
Quarter ending September 2017	1,414	↓
Quarter ending December 2017	1,386	↓
Variance since December 2016	(1.8%)	↓



ACTIVITY



Month	Adjusted Scheduled Activity (UDA)	
	2017	2018
April	86	26
May	86	241
June	529	737
July	672	1,236
August	764	1,340
September	1,478	2,253
October	1,829	2,688
November	2,103	3,186
December	2,481	3,924
January	2,780	
February	3,604	
March	5,305	
April	5,961	
May	5,959	
June	5,971	

QUALITY

	Quantity	Base Number	Contract	AT	Region	England
% of FP17s for the same patient ID Re-attending within 3 months - Children	16	176	9.1%	10.2%	11.6%	12.0%
% of FP17s for the same patient ID Re-attending within 3 months - Adults	216	1,234	17.5%	15.3%	16.7%	15.9%
% of FP17s for the same patient ID Re-attending between 3 & 9 months - Children	80	176	45.5%	48.0%	47.3%	58.0%
% of FP17s for the same patient ID Re-attending between 3 & 9 months - Adults	578	1,234	46.8%	38.2%	38.3%	50.5%
% of FP17s for Band 1 Urgent Courses	99	1,191	8.3%	10.0%	10.5%	9.0%
% of FP17s Relating to Free Repair or Replacements	0	1,191	0.0%	0.6%	0.6%	0.8%
% of FP17s Relating to Continuations	0	1,191	0.0%	0.9%	0.8%	1.1%
% of Patients satisfied with the dentistry they have received	1	1	N/A	90.0%	89.0%	91.5%
% of Patients satisfied with the time they had to wait for an appointment	1	1	N/A	87.4%	84.2%	87.9%

* This is based on patients treated on this contract for their most recent course of treatment. Figures in italics indicate the base number of FP17s or Patient Questionnaire responses are less than 100. N/A is shown where the base number of responses is less than 10 during the period. % is calculated as Quantity/Base number*100

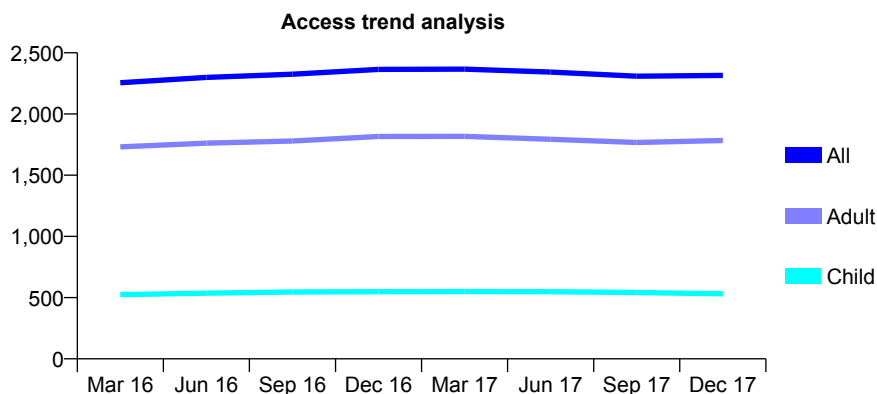
Q63 - Vital Signs At a Glance Contract Report for 213349/0001 - December 2017

Name or company name	MR GJ HUMPHRIES
Contract type name	GDS Contract
Purpose of contract	General
Contract start date	01/04/2006
Contract end date	

17/18 Contracted general activity (UDA)	6,029
Carry forward general activity (UDA)	0
17/18 Contracted orthodontic activity (UOA)	0
Carry forward orthodontic activity (UOA)	0
Baseline contract value	£163,715.53

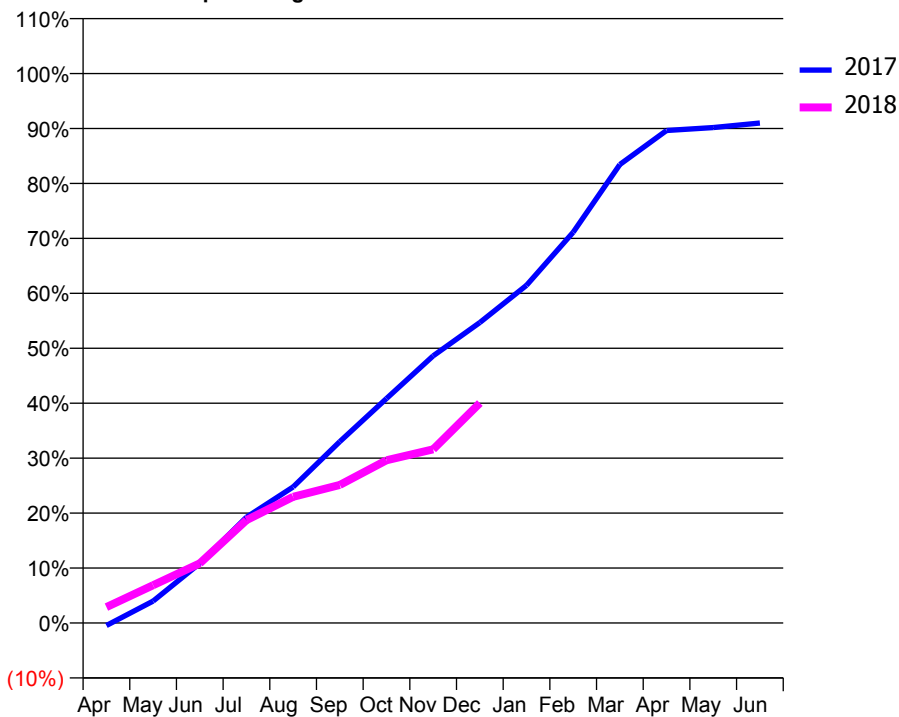
ACCESS*

Patients seen in 24 months	Total	Change since previous quarter
Quarter ending December 2016	2,364	
Quarter ending March 2017	2,367	→
Quarter ending June 2017	2,343	↓
Quarter ending September 2017	2,309	↓
Quarter ending December 2017	2,315	→
Variance since December 2016	(2.1%)	↓



ACTIVITY

Cumulative percentage of contracted UDA delivered 2017 & 2018



Month	Adjusted Scheduled Activity (UDA)	
	2017	2018
April	-29	175
May	241	414
June	655	655
July	1,161	1,129
August	1,493	1,384
September	1,991	1,515
October	2,464	1,785
November	2,931	1,905
December	3,298	2,413
January	3,705	
February	4,288	
March	5,030	
April	5,404	
May	5,437	
June	5,486	

QUALITY

	Quantity	Base Number	Contract	AT	Region	England
% of FP17s for the same patient ID Re-attending within 3 months - Children	35	384	9.1%	10.2%	11.6%	12.0%
% of FP17s for the same patient ID Re-attending within 3 months - Adults	191	1,177	16.2%	15.3%	16.7%	15.9%
% of FP17s for the same patient ID Re-attending between 3 & 9 months - Children	173	384	45.1%	48.0%	47.3%	58.0%
% of FP17s for the same patient ID Re-attending between 3 & 9 months - Adults	466	1,177	39.6%	38.2%	38.3%	50.5%
% of FP17s for Band 1 Urgent Courses	150	1,348	11.1%	10.0%	10.5%	9.0%
% of FP17s Relating to Free Repair or Replacements	32	1,348	2.4%	0.6%	0.6%	0.8%
% of FP17s Relating to Continuations	24	1,348	1.8%	0.9%	0.8%	1.1%
% of Patients satisfied with the dentistry they have received	0	0	N/A	90.0%	89.0%	91.5%
% of Patients satisfied with the time they had to wait for an appointment	0	0	N/A	87.4%	84.2%	87.9%

* This is based on patients treated on this contract for their most recent course of treatment. Figures in italics indicate the base number of FP17s or Patient Questionnaire responses are less than 100. N/A is shown where the base number of responses is less than 10 during the period. % is calculated as Quantity/Base number*100

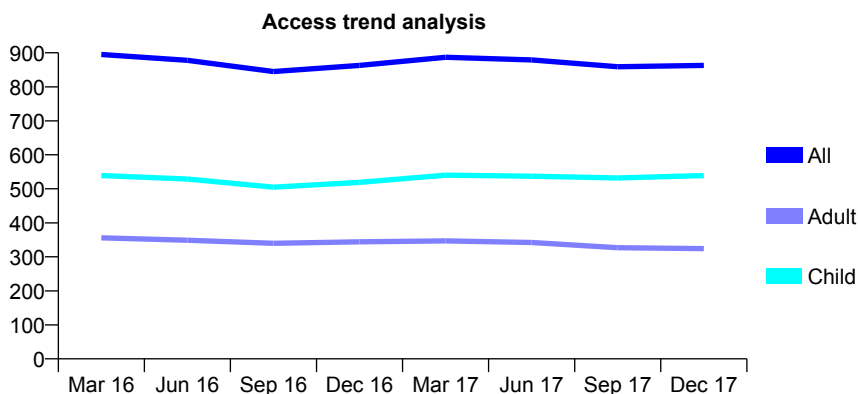
Q63 - Vital Signs At a Glance Contract Report for 214582/0001 - December 2017

Name or company name	S Shah
Contract type name	GDS Contract
Purpose of contract	General
Contract start date	01/04/2006
Contract end date	

17/18 Contracted general activity (UDA)	2,040
Carry forward general activity (UDA)	65
17/18 Contracted orthodontic activity (UOA)	0
Carry forward orthodontic activity (UOA)	0
Baseline contract value	£52,590.97

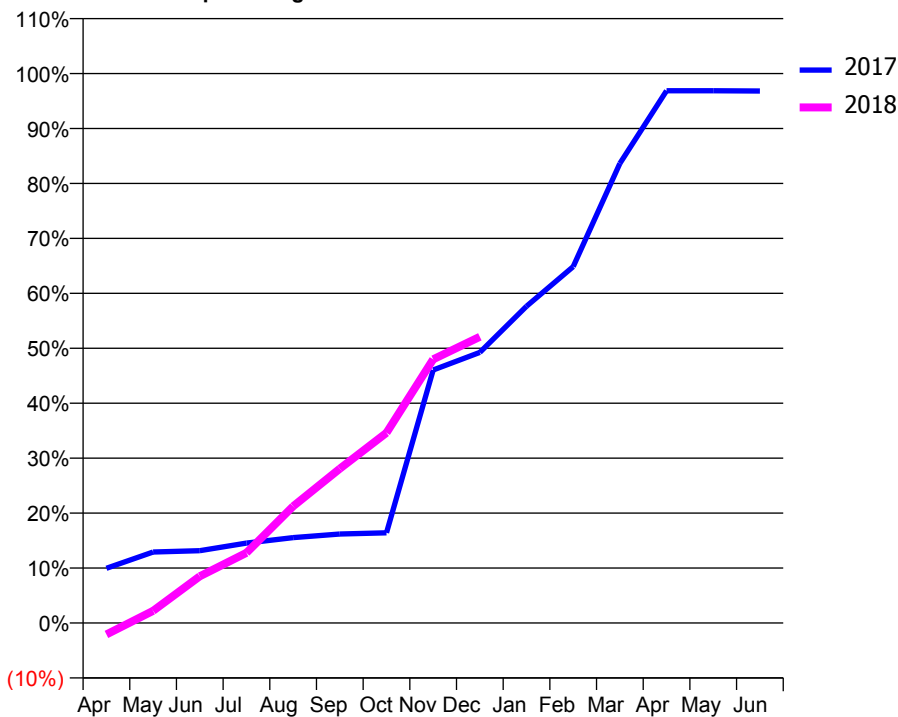
ACCESS*

Patients seen in 24 months	Total	Change since previous quarter
Quarter ending December 2016	863	
Quarter ending March 2017	887	↑
Quarter ending June 2017	879	→
Quarter ending September 2017	859	↓
Quarter ending December 2017	863	→
Variance since December 2016	0.0%	→



ACTIVITY

Cumulative percentage of contracted UDA delivered 2017 & 2018



Month	Adjusted Scheduled Activity (UDA)	
	2017	2018
April	203	-43
May	264	45
June	269	174
July	297	261
August	317	434
September	331	573
October	335	706
November	939	979
December	1,005	1,063
January	1,176	
February	1,323	
March	1,706	
April	1,976	
May	1,976	
June	1,975	

QUALITY

	Quantity	Base Number	Contract	AT	Region	England
% of FP17s for the same patient ID Re-attending within 3 months - Children	50	708	7.1%	10.2%	11.6%	12.0%
% of FP17s for the same patient ID Re-attending within 3 months - Adults	25	231	10.8%	15.3%	16.7%	15.9%
% of FP17s for the same patient ID Re-attending between 3 & 9 months - Children	516	708	72.9%	48.0%	47.3%	58.0%
% of FP17s for the same patient ID Re-attending between 3 & 9 months - Adults	118	231	51.1%	38.2%	38.3%	50.5%
% of FP17s for Band 1 Urgent Courses	48	826	5.8%	10.0%	10.5%	9.0%
% of FP17s Relating to Free Repair or Replacements	0	826	0.0%	0.6%	0.6%	0.8%
% of FP17s Relating to Continuations	0	826	0.0%	0.9%	0.8%	1.1%
% of Patients satisfied with the dentistry they have received	1	1	N/A	90.0%	89.0%	91.5%
% of Patients satisfied with the time they had to wait for an appointment	1	1	N/A	87.4%	84.2%	87.9%

* This is based on patients treated on this contract for their most recent course of treatment. Figures in italics indicate the base number of FP17s or Patient Questionnaire responses are less than 100. N/A is shown where the base number of responses is less than 10 during the period. % is calculated as Quantity/Base number*100

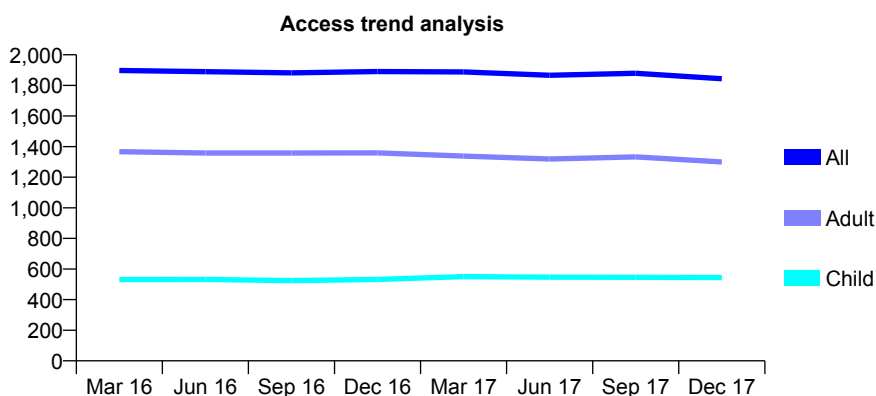
Q63 - Vital Signs At a Glance Contract Report for 214752/0001 - December 2017

Name or company name	MR A PATEL
Contract type name	GDS Contract
Purpose of contract	General
Contract start date	01/04/2006
Contract end date	

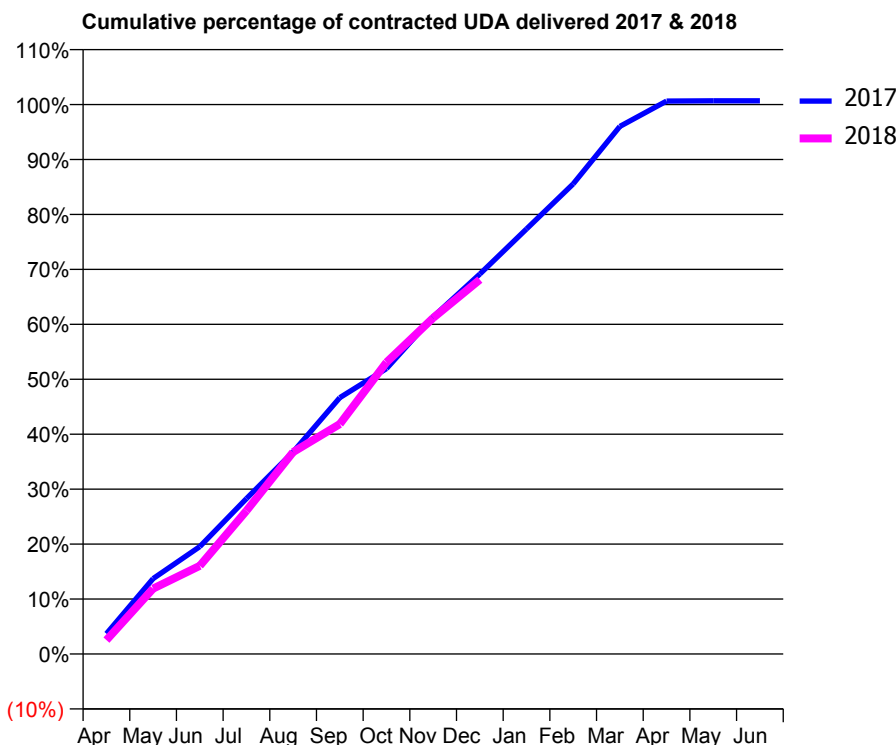
17/18 Contracted general activity (UDA)	4,304
Carry forward general activity (UDA)	-29
17/18 Contracted orthodontic activity (UOA)	0
Carry forward orthodontic activity (UOA)	0
Baseline contract value	£127,524.14

ACCESS*

Patients seen in 24 months	Total	Change since previous quarter
Quarter ending December 2016	1,891	
Quarter ending March 2017	1,888	→
Quarter ending June 2017	1,866	↓
Quarter ending September 2017	1,879	→
Quarter ending December 2017	1,844	↓
Variance since December 2016	(2.5%)	↓



ACTIVITY



Month	Adjusted Scheduled Activity (UDA)	
	2017	2018
April	159	109
May	591	512
June	842	691
July	1,218	1,122
August	1,583	1,582
September	2,008	1,801
October	2,236	2,284
November	2,641	2,633
December	2,976	2,932
January	3,330	
February	3,682	
March	4,132	
April	4,331	
May	4,333	
June	4,333	

QUALITY

	Quantity	Base Number	Contract	AT	Region	England
% of FP17s for the same patient ID Re-attending within 3 months - Children	40	461	8.7%	10.2%	11.6%	12.0%
% of FP17s for the same patient ID Re-attending within 3 months - Adults	62	933	6.6%	15.3%	16.7%	15.9%
% of FP17s for the same patient ID Re-attending between 3 & 9 months - Children	162	461	35.1%	48.0%	47.3%	58.0%
% of FP17s for the same patient ID Re-attending between 3 & 9 months - Adults	289	933	31.0%	38.2%	38.3%	50.5%
% of FP17s for Band 1 Urgent Courses	65	1,297	5.0%	10.0%	10.5%	9.0%
% of FP17s Relating to Free Repair or Replacements	8	1,297	0.6%	0.6%	0.6%	0.8%
% of FP17s Relating to Continuations	11	1,297	0.8%	0.9%	0.8%	1.1%
% of Patients satisfied with the dentistry they have received	1	1	N/A	90.0%	89.0%	91.5%
% of Patients satisfied with the time they had to wait for an appointment	1	1	N/A	87.4%	84.2%	87.9%

* This is based on patients treated on this contract for their most recent course of treatment. Figures in italics indicate the base number of FP17s or Patient Questionnaire responses are less than 100. N/A is shown where the base number of responses is less than 10 during the period. % is calculated as Quantity/Base number*100

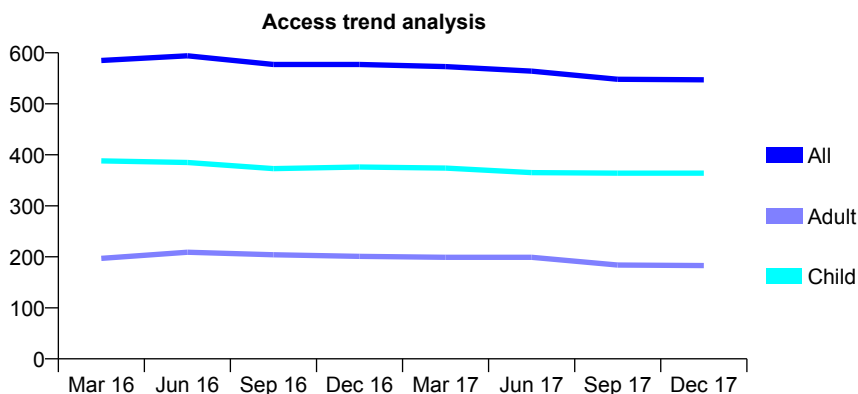
Q63 - Vital Signs At a Glance Contract Report for 215775/0001 - December 2017

Name or company name	MR HE ROBERTS-HARRY
Contract type name	GDS Contract
Purpose of contract	General
Contract start date	01/04/2006
Contract end date	

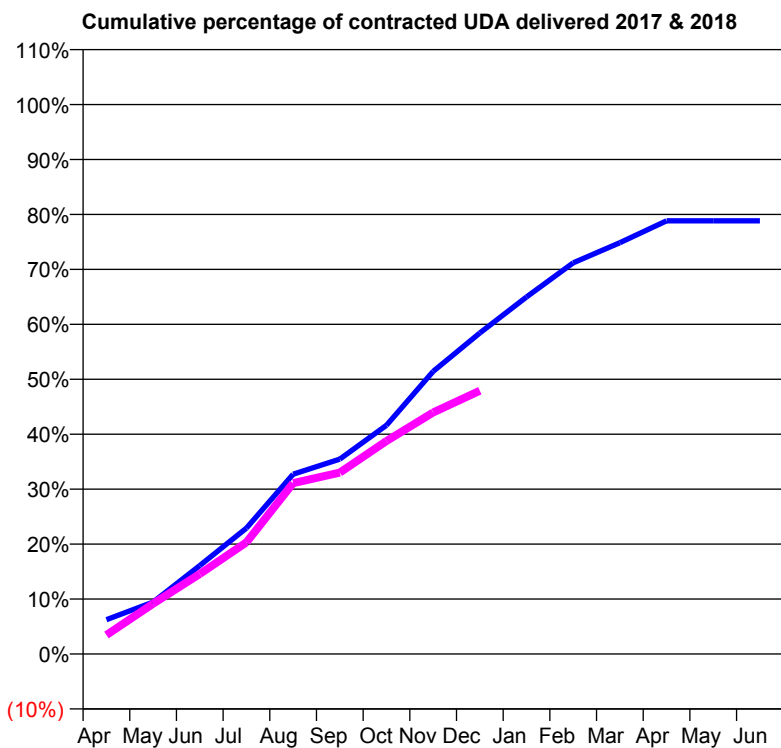
17/18 Contracted general activity (UDA)	1,272
Carry forward general activity (UDA)	0
17/18 Contracted orthodontic activity (UOA)	0
Carry forward orthodontic activity (UOA)	0
Baseline contract value	£34,737.08

ACCESS*

Patients seen in 24 months	Total	Change since previous quarter
Quarter ending December 2016	577	
Quarter ending March 2017	573	→
Quarter ending June 2017	564	↓
Quarter ending September 2017	548	↓
Quarter ending December 2017	547	→
Variance since December 2016	(5.2%)	↓



ACTIVITY



Adjusted Scheduled Activity (UDA)		
Month	2017	2018
April	80	44
May	120	116
June	205	185
July	291	258
August	416	396
September	451	420
October	530	493
November	654	559
December	743	610
January	826	
February	906	
March	952	
April	1,003	
May	1,003	
June	1,003	

QUALITY

	Quantity	Base Number	Contract	AT	Region	England
% of FP17s for the same patient ID Re-attending within 3 months - Children	14	396	3.5%	10.2%	11.6%	12.0%
% of FP17s for the same patient ID Re-attending within 3 months - Adults	2	95	2.1%	15.3%	16.7%	15.9%
% of FP17s for the same patient ID Re-attending between 3 & 9 months - Children	257	396	64.9%	48.0%	47.3%	58.0%
% of FP17s for the same patient ID Re-attending between 3 & 9 months - Adults	45	95	47.4%	38.2%	38.3%	50.5%
% of FP17s for Band 1 Urgent Courses	18	456	3.9%	10.0%	10.5%	9.0%
% of FP17s Relating to Free Repair or Replacements	0	456	0.0%	0.6%	0.6%	0.8%
% of FP17s Relating to Continuations	0	456	0.0%	0.9%	0.8%	1.1%
% of Patients satisfied with the dentistry they have received	0	0	N/A	90.0%	89.0%	91.5%
% of Patients satisfied with the time they had to wait for an appointment	0	0	N/A	87.4%	84.2%	87.9%

* This is based on patients treated on this contract for their most recent course of treatment. Figures in italics indicate the base number of FP17s or Patient Questionnaire responses are less than 100. N/A is shown where the base number of responses is less than 10 during the period. % is calculated as Quantity/Base number*100

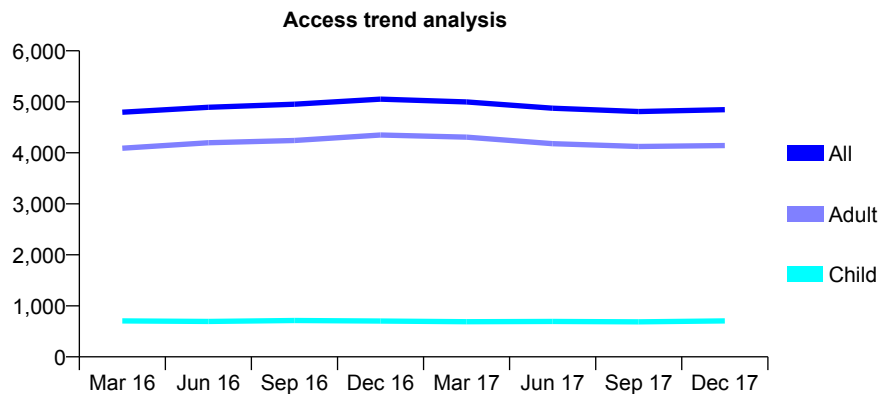
Q63 - Vital Signs At a Glance Contract Report for 218146/0002 - December 2017

Name or company name	MR BH ANNOBIL
Contract type name	GDS Contract
Purpose of contract	General
Contract start date	21/04/2008
Contract end date	

17/18 Contracted general activity (UDA)	12,300
Carry forward general activity (UDA)	-167
17/18 Contracted orthodontic activity (UOA)	0
Carry forward orthodontic activity (UOA)	0
Baseline contract value	£382,830.09

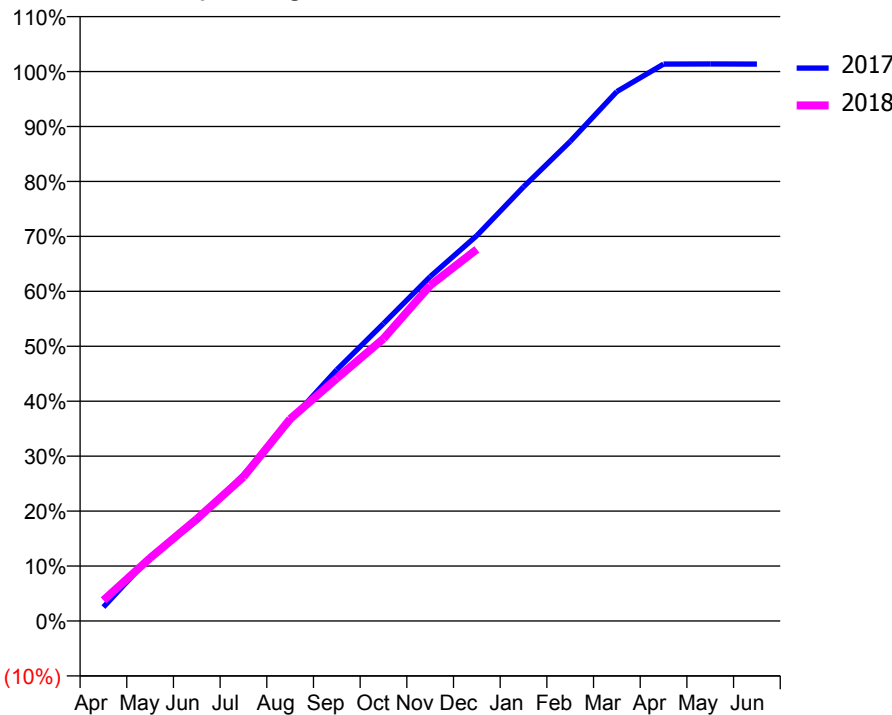
ACCESS*

Patients seen in 24 months	Total	Change since previous quarter
Quarter ending December 2016	5,053	
Quarter ending March 2017	4,997	↓
Quarter ending June 2017	4,875	↓
Quarter ending September 2017	4,808	↓
Quarter ending December 2017	4,847	→
Variance since December 2016	(4.1%)	↓



ACTIVITY

Cumulative percentage of contracted UDA delivered 2017 & 2018



Month	Adjusted Scheduled Activity (UDA)	
	2017	2018
April	313	463
May	1,434	1,411
June	2,246	2,284
July	3,272	3,225
August	4,483	4,525
September	5,626	5,431
October	6,657	6,321
November	7,709	7,512
December	8,627	8,320
January	9,717	
February	10,734	
March	11,851	
April	12,465	
May	12,470	
June	12,467	

QUALITY

	Quantity	Base Number	Contract	AT	Region	England
% of FP17s for the same patient ID Re-attending within 3 months - Children	31	517	6.0%	10.2%	11.6%	12.0%
% of FP17s for the same patient ID Re-attending within 3 months - Adults	284	2,614	10.9%	15.3%	16.7%	15.9%
% of FP17s for the same patient ID Re-attending between 3 & 9 months - Children	165	517	31.9%	48.0%	47.3%	58.0%
% of FP17s for the same patient ID Re-attending between 3 & 9 months - Adults	559	2,614	21.4%	38.2%	38.3%	50.5%
% of FP17s for Band 1 Urgent Courses	458	2,927	15.6%	10.0%	10.5%	9.0%
% of FP17s Relating to Free Repair or Replacements	4	2,927	0.1%	0.6%	0.6%	0.8%
% of FP17s Relating to Continuations	0	2,927	0.0%	0.9%	0.8%	1.1%
% of Patients satisfied with the dentistry they have received	1	2	N/A	90.0%	89.0%	91.5%
% of Patients satisfied with the time they had to wait for an appointment	2	2	N/A	87.4%	84.2%	87.9%

* This is based on patients treated on this contract for their most recent course of treatment. Figures in italics indicate the base number of FP17s or Patient Questionnaire responses are less than 100. N/A is shown where the base number of responses is less than 10 during the period. % is calculated as Quantity/Base number*100

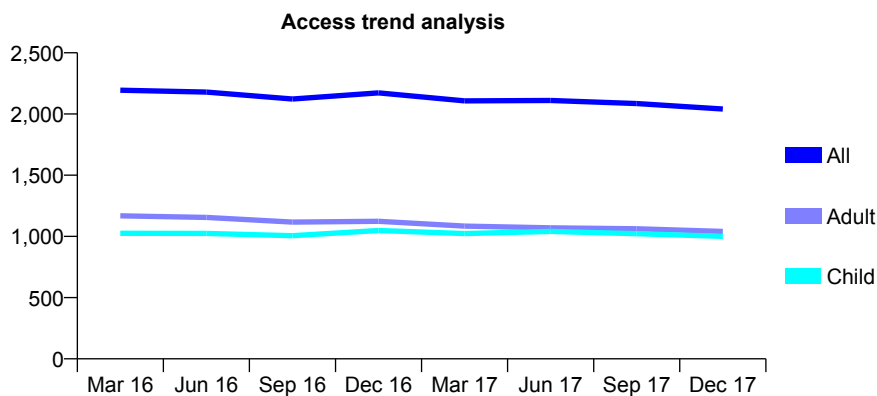
Q63 - Vital Signs At a Glance Contract Report for 219851/0001 - December 2017

Name or company name	MR DN COGGER
Contract type name	GDS Contract
Purpose of contract	General
Contract start date	01/04/2006
Contract end date	

17/18 Contracted general activity (UDA)	7,000
Carry forward general activity (UDA)	0
17/18 Contracted orthodontic activity (UOA)	0
Carry forward orthodontic activity (UOA)	0
Baseline contract value	£187,459.75

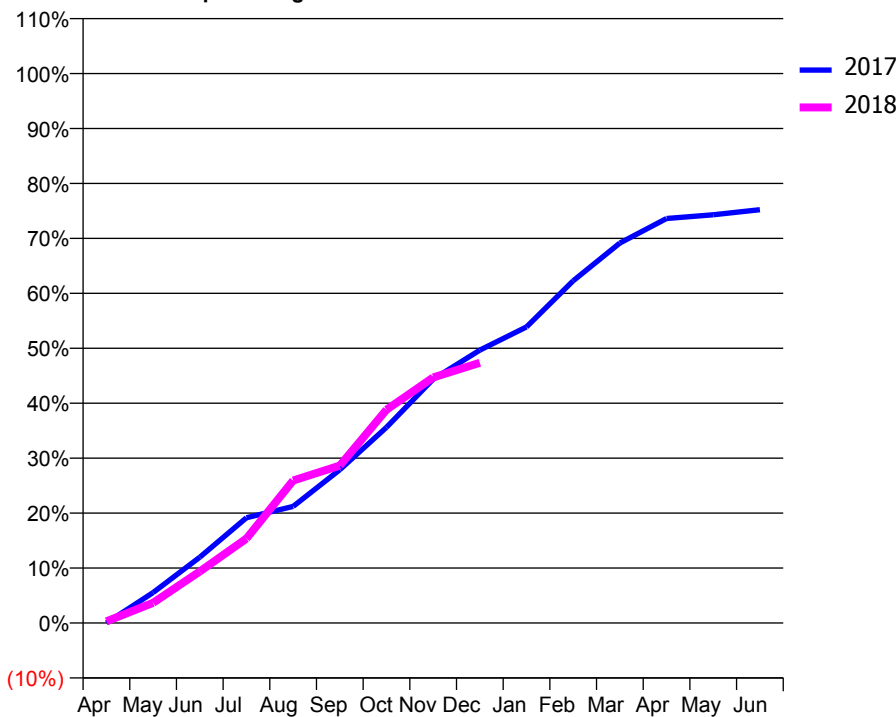
ACCESS*

Patients seen in 24 months	Total	Change since previous quarter
Quarter ending December 2016	2,173	
Quarter ending March 2017	2,107	↓
Quarter ending June 2017	2,111	→
Quarter ending September 2017	2,085	↓
Quarter ending December 2017	2,041	↓
Variance since December 2016	(6.1%)	↓



ACTIVITY

Cumulative percentage of contracted UDA delivered 2017 & 2018



Month	Adjusted Scheduled Activity (UDA)	
	2017	2018
April	0	21
May	388	258
June	838	656
July	1,341	1,076
August	1,486	1,815
September	1,953	2,005
October	2,493	2,718
November	3,107	3,128
December	3,476	3,315
January	3,771	
February	4,360	
March	4,841	
April	5,153	
May	5,200	
June	5,264	

QUALITY

	Quantity	Base Number	Contract	AT	Region	England
% of FP17s for the same patient ID Re-attending within 3 months - Children	69	835	8.3%	10.2%	11.6%	12.0%
% of FP17s for the same patient ID Re-attending within 3 months - Adults	152	894	17.0%	15.3%	16.7%	15.9%
% of FP17s for the same patient ID Re-attending between 3 & 9 months - Children	362	835	43.4%	48.0%	47.3%	58.0%
% of FP17s for the same patient ID Re-attending between 3 & 9 months - Adults	412	894	46.1%	38.2%	38.3%	50.5%
% of FP17s for Band 1 Urgent Courses	193	1,576	12.2%	10.0%	10.5%	9.0%
% of FP17s Relating to Free Repair or Replacements	0	1,576	0.0%	0.6%	0.6%	0.8%
% of FP17s Relating to Continuations	2	1,576	0.1%	0.9%	0.8%	1.1%
% of Patients satisfied with the dentistry they have received	4	4	N/A	90.0%	89.0%	91.5%
% of Patients satisfied with the time they had to wait for an appointment	4	4	N/A	87.4%	84.2%	87.9%

* This is based on patients treated on this contract for their most recent course of treatment. Figures in italics indicate the base number of FP17s or Patient Questionnaire responses are less than 100. N/A is shown where the base number of responses is less than 10 during the period. % is calculated as Quantity/Base number*100

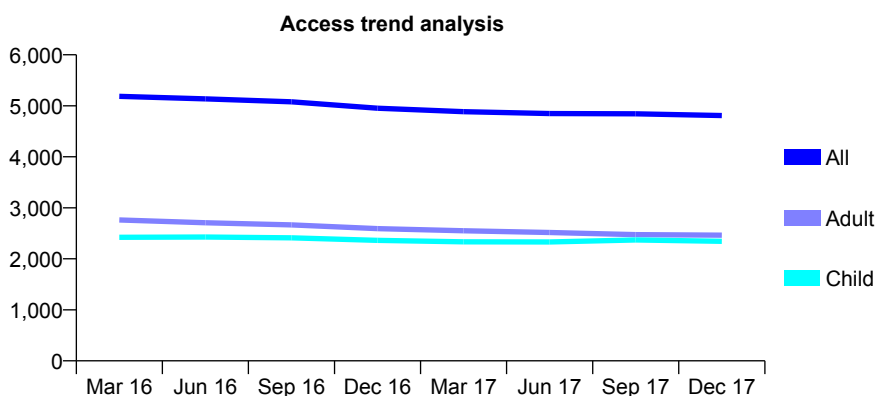
Q63 - Vital Signs At a Glance Contract Report for 220000/0001 - December 2017

Name or company name	MR FH HUSSAIN
Contract type name	GDS Contract
Purpose of contract	General
Contract start date	01/04/2006
Contract end date	

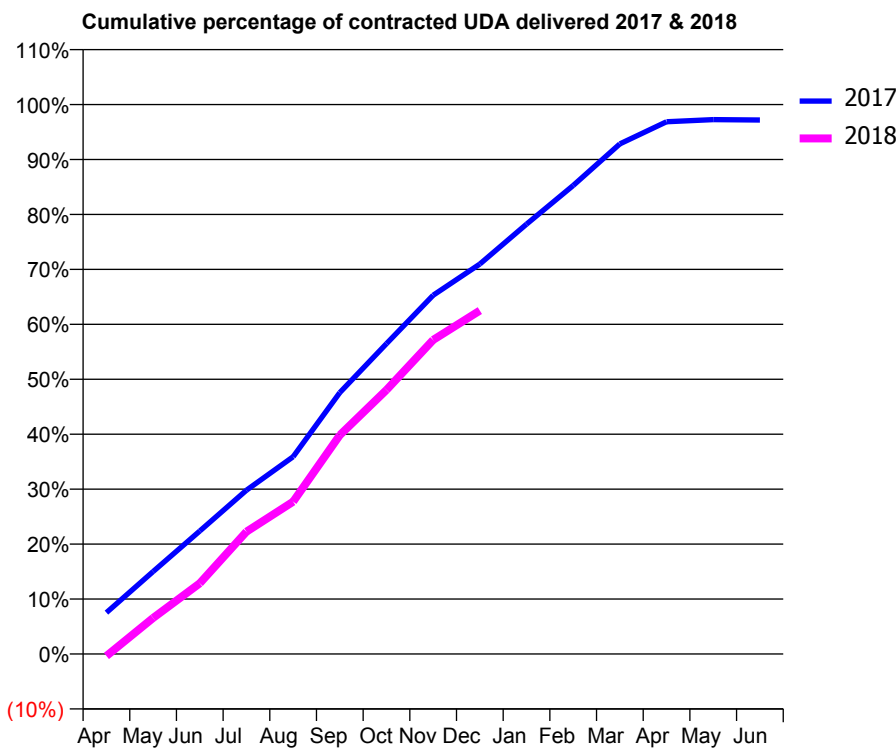
17/18 Contracted general activity (UDA)	16,178
Carry forward general activity (UDA)	455
17/18 Contracted orthodontic activity (UOA)	0
Carry forward orthodontic activity (UOA)	0
Baseline contract value	£557,867.59

ACCESS*

Patients seen in 24 months	Total	Change since previous quarter
Quarter ending December 2016	4,954	
Quarter ending March 2017	4,884	↓
Quarter ending June 2017	4,848	→
Quarter ending September 2017	4,843	→
Quarter ending December 2017	4,808	→
Variance since December 2016	(2.9%)	↓



ACTIVITY



Month	Adjusted Scheduled Activity (UDA)	
	2017	2018
April	1,220	-61
May	2,428	1,064
June	3,623	2,083
July	4,821	3,601
August	5,809	4,487
September	7,697	6,446
October	9,137	7,775
November	10,561	9,246
December	11,481	10,112
January	12,653	
February	13,793	
March	15,020	
April	15,671	
May	15,735	
June	15,723	

QUALITY

	Quantity	Base Number	Contract	AT	Region	England
% of FP17s for the same patient ID Re-attending within 3 months - Children	101	1,620	6.2%	10.2%	11.6%	12.0%
% of FP17s for the same patient ID Re-attending within 3 months - Adults	345	1,812	19.0%	15.3%	16.7%	15.9%
% of FP17s for the same patient ID Re-attending between 3 & 9 months - Children	335	1,620	20.7%	48.0%	47.3%	58.0%
% of FP17s for the same patient ID Re-attending between 3 & 9 months - Adults	451	1,812	24.9%	38.2%	38.3%	50.5%
% of FP17s for Band 1 Urgent Courses	438	3,258	13.4%	10.0%	10.5%	9.0%
% of FP17s Relating to Free Repair or Replacements	0	3,258	0.0%	0.6%	0.6%	0.8%
% of FP17s Relating to Continuations	5	3,258	0.2%	0.9%	0.8%	1.1%
% of Patients satisfied with the dentistry they have received	2	2	N/A	90.0%	89.0%	91.5%
% of Patients satisfied with the time they had to wait for an appointment	2	2	N/A	87.4%	84.2%	87.9%

* This is based on patients treated on this contract for their most recent course of treatment. Figures in italics indicate the base number of FP17s or Patient Questionnaire responses are less than 100. N/A is shown where the base number of responses is less than 10 during the period. % is calculated as Quantity/Base number*100

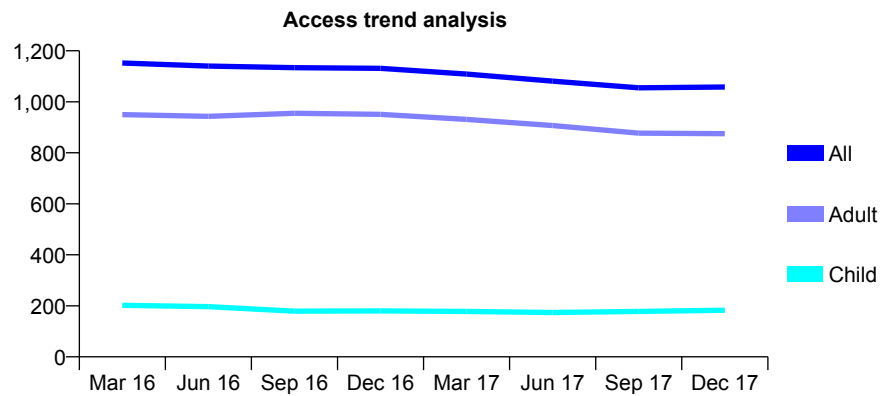
Q63 - Vital Signs At a Glance Contract Report for 220132/0001 - December 2017

Name or company name	MR WC YEAP
Contract type name	GDS Contract
Purpose of contract	General
Contract start date	01/04/2006
Contract end date	

17/18 Contracted general activity (UDA)	6,260
Carry forward general activity (UDA)	0
17/18 Contracted orthodontic activity (UOA)	0
Carry forward orthodontic activity (UOA)	0
Baseline contract value	£169,009.38

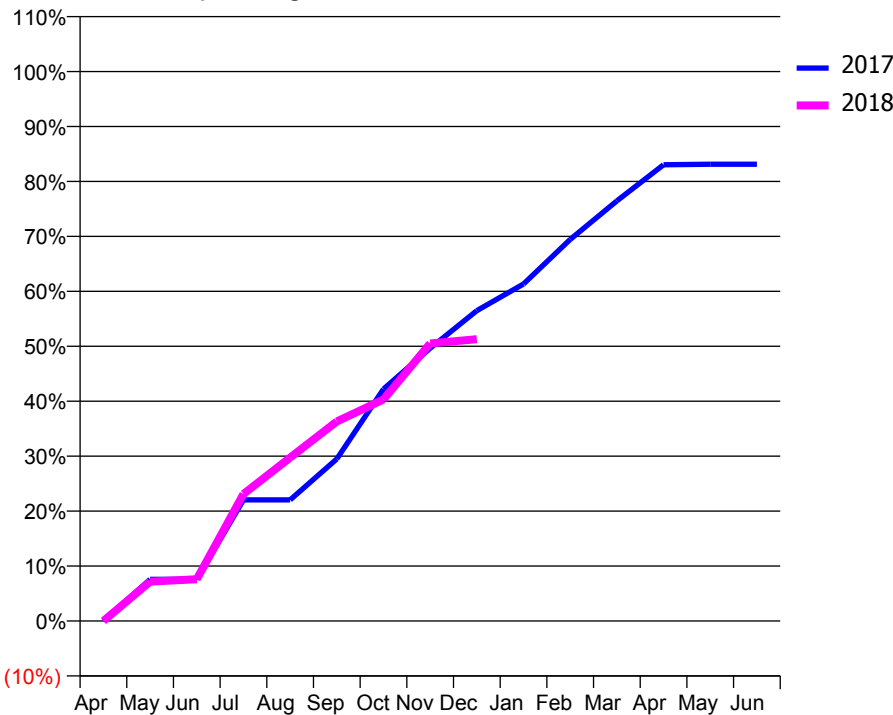
ACCESS*

Patients seen in 24 months	Total	Change since previous quarter
Quarter ending December 2016	1,131	
Quarter ending March 2017	1,109	↓
Quarter ending June 2017	1,081	↓
Quarter ending September 2017	1,055	↓
Quarter ending December 2017	1,058	→
Variance since December 2016	(6.5%)	↓



ACTIVITY

Cumulative percentage of contracted UDA delivered 2017 & 2018



Month	Adjusted Scheduled Activity (UDA)	
	2017	2018
April	0	1
May	474	448
June	474	476
July	1,380	1,447
August	1,380	1,861
September	1,846	2,273
October	2,642	2,524
November	3,107	3,162
December	3,535	3,211
January	3,840	
February	4,347	
March	4,786	
April	5,198	
May	5,204	
June	5,204	

QUALITY

	Quantity	Base Number	Contract	AT	Region	England
% of FP17s for the same patient ID Re-attending within 3 months - Children	5	119	4.2%	10.2%	11.6%	12.0%
% of FP17s for the same patient ID Re-attending within 3 months - Adults	54	535	10.1%	15.3%	16.7%	15.9%
% of FP17s for the same patient ID Re-attending between 3 & 9 months - Children	21	119	17.6%	48.0%	47.3%	58.0%
% of FP17s for the same patient ID Re-attending between 3 & 9 months - Adults	170	535	31.8%	38.2%	38.3%	50.5%
% of FP17s for Band 1 Urgent Courses	54	582	9.3%	10.0%	10.5%	9.0%
% of FP17s Relating to Free Repair or Replacements	0	582	0.0%	0.6%	0.6%	0.8%
% of FP17s Relating to Continuations	2	582	0.3%	0.9%	0.8%	1.1%
% of Patients satisfied with the dentistry they have received	0	0	N/A	90.0%	89.0%	91.5%
% of Patients satisfied with the time they had to wait for an appointment	0	0	N/A	87.4%	84.2%	87.9%

* This is based on patients treated on this contract for their most recent course of treatment. Figures in italics indicate the base number of FP17s or Patient Questionnaire responses are less than 100. N/A is shown where the base number of responses is less than 10 during the period. % is calculated as Quantity/Base number*100

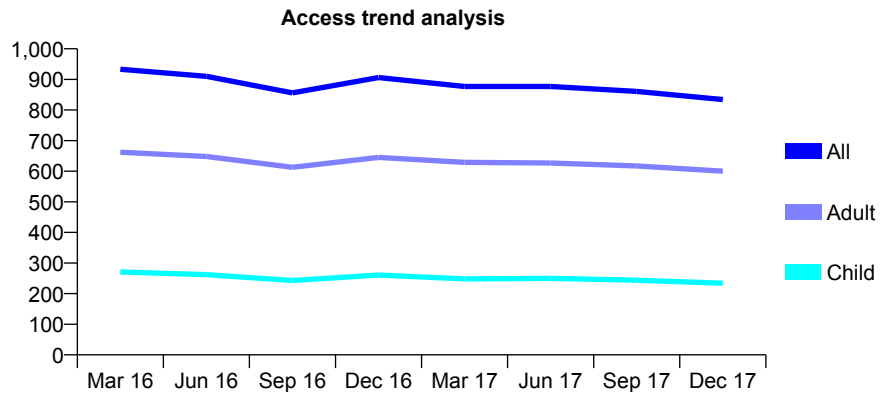
Q63 - Vital Signs At a Glance Contract Report for 220949/0001 - December 2017

Name or company name	MR HS SIRHA
Contract type name	GDS Contract
Purpose of contract	General
Contract start date	01/04/2006
Contract end date	

17/18 Contracted general activity (UDA)	2,097
Carry forward general activity (UDA)	0
17/18 Contracted orthodontic activity (UOA)	0
Carry forward orthodontic activity (UOA)	0
Baseline contract value	£60,748.25

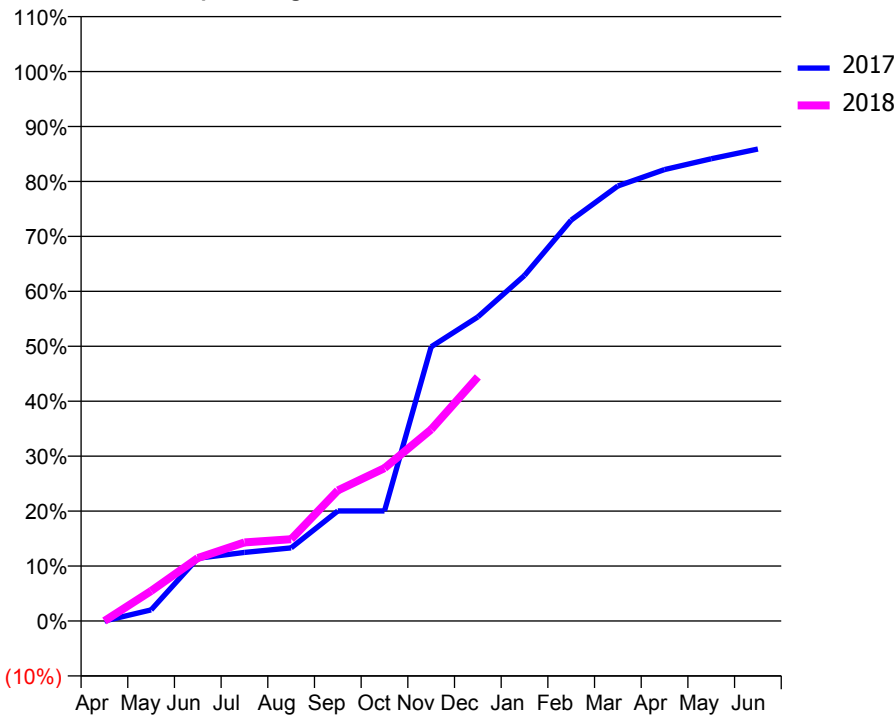
ACCESS*

Patients seen in 24 months	Total	Change since previous quarter
Quarter ending December 2016	906	
Quarter ending March 2017	877	↓
Quarter ending June 2017	877	→
Quarter ending September 2017	861	↓
Quarter ending December 2017	834	↓
Variance since December 2016	(7.9%)	↓



ACTIVITY

Cumulative percentage of contracted UDA delivered 2017 & 2018



Month	Adjusted Scheduled Activity (UDA)	
	2017	2018
April	0	0
May	43	115
June	240	240
July	262	300
August	279	312
September	420	499
October	420	584
November	1,047	731
December	1,160	932
January	1,319	
February	1,530	
March	1,660	
April	1,723	
May	1,764	
June	1,801	

QUALITY

	Quantity	Base Number	Contract	AT	Region	England
% of FP17s for the same patient ID Re-attending within 3 months - Children	30	260	11.5%	10.2%	11.6%	12.0%
% of FP17s for the same patient ID Re-attending within 3 months - Adults	49	417	11.8%	15.3%	16.7%	15.9%
% of FP17s for the same patient ID Re-attending between 3 & 9 months - Children	150	260	57.7%	48.0%	47.3%	58.0%
% of FP17s for the same patient ID Re-attending between 3 & 9 months - Adults	120	417	28.8%	38.2%	38.3%	50.5%
% of FP17s for Band 1 Urgent Courses	45	583	7.7%	10.0%	10.5%	9.0%
% of FP17s Relating to Free Repair or Replacements	3	583	0.5%	0.6%	0.6%	0.8%
% of FP17s Relating to Continuations	0	583	0.0%	0.9%	0.8%	1.1%
% of Patients satisfied with the dentistry they have received	0	0	N/A	90.0%	89.0%	91.5%
% of Patients satisfied with the time they had to wait for an appointment	0	0	N/A	87.4%	84.2%	87.9%

* This is based on patients treated on this contract for their most recent course of treatment. Figures in italics indicate the base number of FP17s or Patient Questionnaire responses are less than 100. N/A is shown where the base number of responses is less than 10 during the period. % is calculated as Quantity/Base number*100

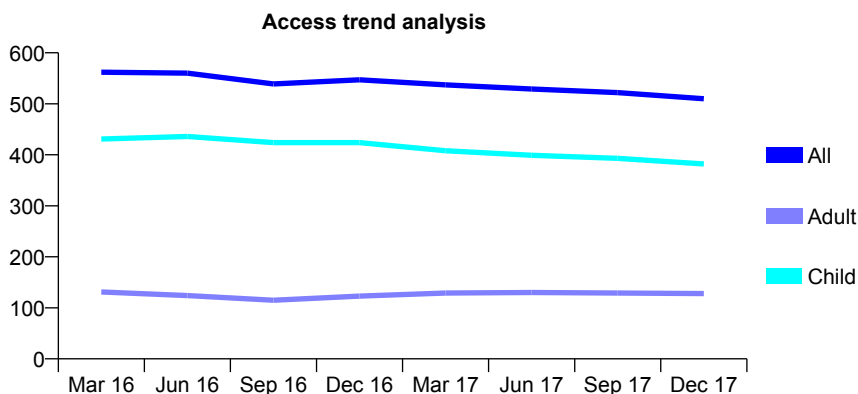
Q63 - Vital Signs At a Glance Contract Report for 228605/0001 - December 2017

Name or company name	MRS CS HENSLEY
Contract type name	GDS Contract
Purpose of contract	General
Contract start date	01/04/2006
Contract end date	

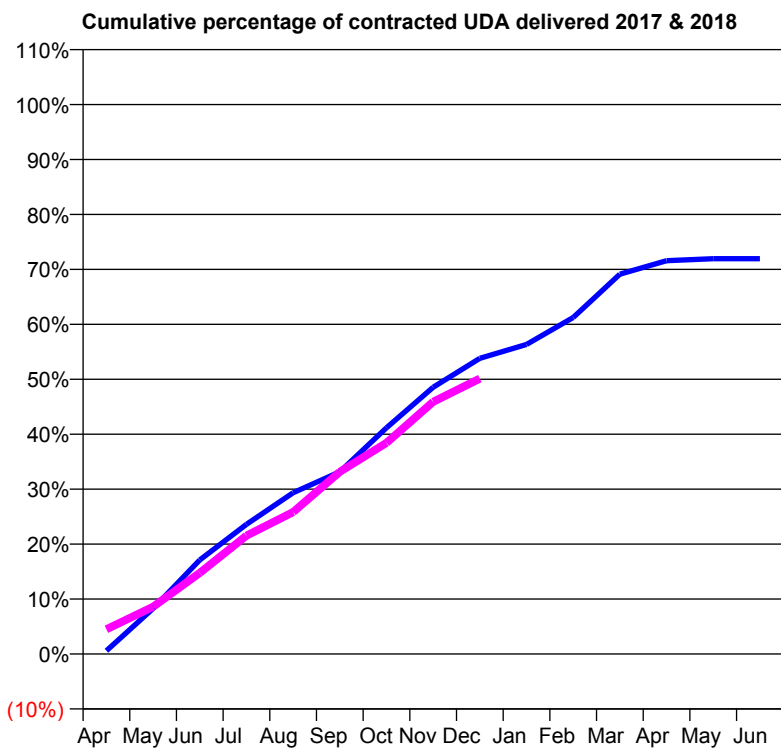
17/18 Contracted general activity (UDA)	1,400
Carry forward general activity (UDA)	0
17/18 Contracted orthodontic activity (UOA)	0
Carry forward orthodontic activity (UOA)	0
Baseline contract value	£29,081.27

ACCESS*

Patients seen in 24 months	Total	Change since previous quarter
Quarter ending December 2016	547	
Quarter ending March 2017	537	↓
Quarter ending June 2017	529	↓
Quarter ending September 2017	522	↓
Quarter ending December 2017	510	↓
Variance since December 2016	(6.8%)	↓



ACTIVITY



Month	Adjusted Scheduled Activity (UDA)	
	2017	2018
April	8	63
May	116	121
June	240	207
July	330	302
August	411	362
September	464	464
October	576	538
November	680	643
December	753	702
January	789	
February	857	
March	968	
April	1,002	
May	1,007	
June	1,007	

QUALITY

	Quantity	Base Number	Contract	AT	Region	England
% of FP17s for the same patient ID Re-attending within 3 months - Children	33	423	7.8%	10.2%	11.6%	12.0%
% of FP17s for the same patient ID Re-attending within 3 months - Adults	14	79	17.7%	15.3%	16.7%	15.9%
% of FP17s for the same patient ID Re-attending between 3 & 9 months - Children	215	423	50.8%	48.0%	47.3%	58.0%
% of FP17s for the same patient ID Re-attending between 3 & 9 months - Adults	31	79	39.2%	38.2%	38.3%	50.5%
% of FP17s for Band 1 Urgent Courses	34	477	7.1%	10.0%	10.5%	9.0%
% of FP17s Relating to Free Repair or Replacements	0	477	0.0%	0.6%	0.6%	0.8%
% of FP17s Relating to Continuations	1	477	0.2%	0.9%	0.8%	1.1%
% of Patients satisfied with the dentistry they have received	0	0	N/A	90.0%	89.0%	91.5%
% of Patients satisfied with the time they had to wait for an appointment	0	0	N/A	87.4%	84.2%	87.9%

* This is based on patients treated on this contract for their most recent course of treatment. Figures in italics indicate the base number of FP17s or Patient Questionnaire responses are less than 100. N/A is shown where the base number of responses is less than 10 during the period. % is calculated as Quantity/Base number*100

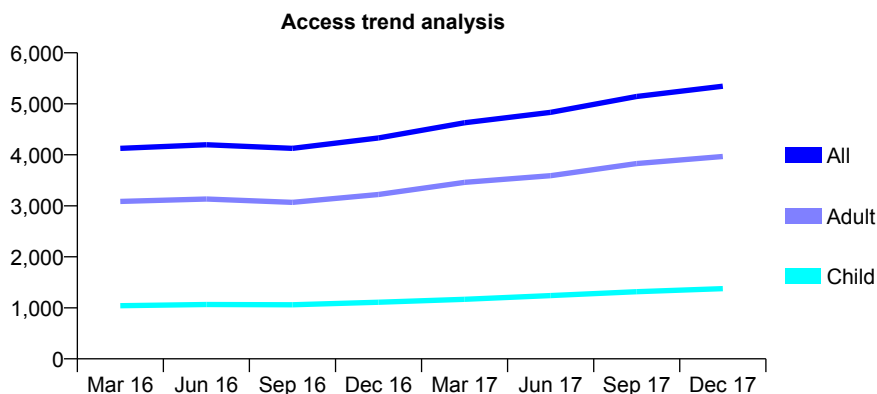
Q63 - Vital Signs At a Glance Contract Report for 228850/0002 - December 2017

Name or company name	MR TK PATEL
Contract type name	GDS Contract
Purpose of contract	General
Contract start date	01/04/2006
Contract end date	

17/18 Contracted general activity (UDA)	12,283
Carry forward general activity (UDA)	-102
17/18 Contracted orthodontic activity (UOA)	0
Carry forward orthodontic activity (UOA)	0
Baseline contract value	£360,474.59

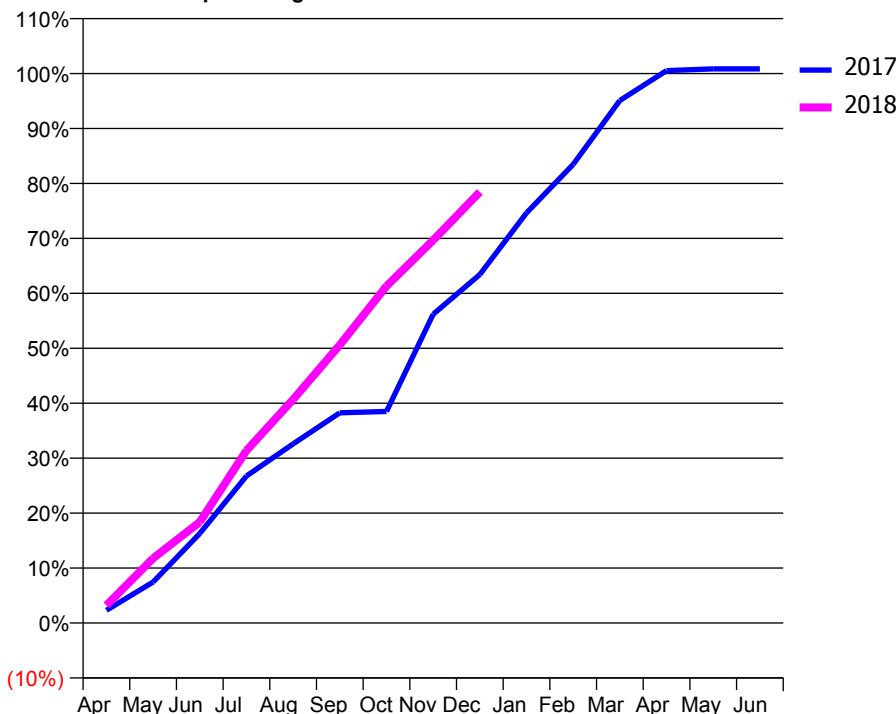
ACCESS*

Patients seen in 24 months	Total	Change since previous quarter
Quarter ending December 2016	4,332	
Quarter ending March 2017	4,629	↑
Quarter ending June 2017	4,832	↑
Quarter ending September 2017	5,145	↑
Quarter ending December 2017	5,344	↑
Variance since December 2016	23.4%	↑



ACTIVITY

Cumulative percentage of contracted UDA delivered 2017 & 2018



Month	Adjusted Scheduled Activity (UDA)	
	2017	2018
April	286	394
May	917	1,446
June	2,000	2,257
July	3,286	3,856
August	4,005	4,998
September	4,698	6,215
October	4,728	7,532
November	6,902	8,557
December	7,789	9,637
January	9,168	
February	10,252	
March	11,681	
April	12,346	
May	12,385	
June	12,385	

QUALITY

	Quantity	Base Number	Contract	AT	Region	England
% of FP17s for the same patient ID Re-attending within 3 months - Children	106	1,269	8.4%	10.2%	11.6%	12.0%
% of FP17s for the same patient ID Re-attending within 3 months - Adults	490	3,331	14.7%	15.3%	16.7%	15.9%
% of FP17s for the same patient ID Re-attending between 3 & 9 months - Children	467	1,269	36.8%	48.0%	47.3%	58.0%
% of FP17s for the same patient ID Re-attending between 3 & 9 months - Adults	1,052	3,331	31.6%	38.2%	38.3%	50.5%
% of FP17s for Band 1 Urgent Courses	573	4,292	13.4%	10.0%	10.5%	9.0%
% of FP17s Relating to Free Repair or Replacements	2	4,292	0.0%	0.6%	0.6%	0.8%
% of FP17s Relating to Continuations	52	4,292	1.2%	0.9%	0.8%	1.1%
% of Patients satisfied with the dentistry they have received	2	2	N/A	90.0%	89.0%	91.5%
% of Patients satisfied with the time they had to wait for an appointment	2	2	N/A	87.4%	84.2%	87.9%

* This is based on patients treated on this contract for their most recent course of treatment. Figures in italics indicate the base number of FP17s or Patient Questionnaire responses are less than 100. N/A is shown where the base number of responses is less than 10 during the period. % is calculated as Quantity/Base number*100

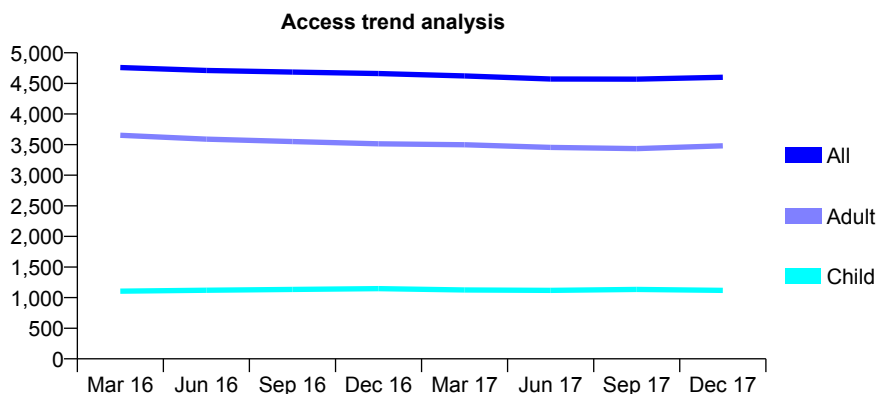
Q63 - Vital Signs At a Glance Contract Report for 228850/0003 - December 2017

Name or company name	MR TK PATEL
Contract type name	GDS Contract
Purpose of contract	General
Contract start date	01/04/2006
Contract end date	

17/18 Contracted general activity (UDA)	12,334
Carry forward general activity (UDA)	-24
17/18 Contracted orthodontic activity (UOA)	0
Carry forward orthodontic activity (UOA)	0
Baseline contract value	£408,763.31

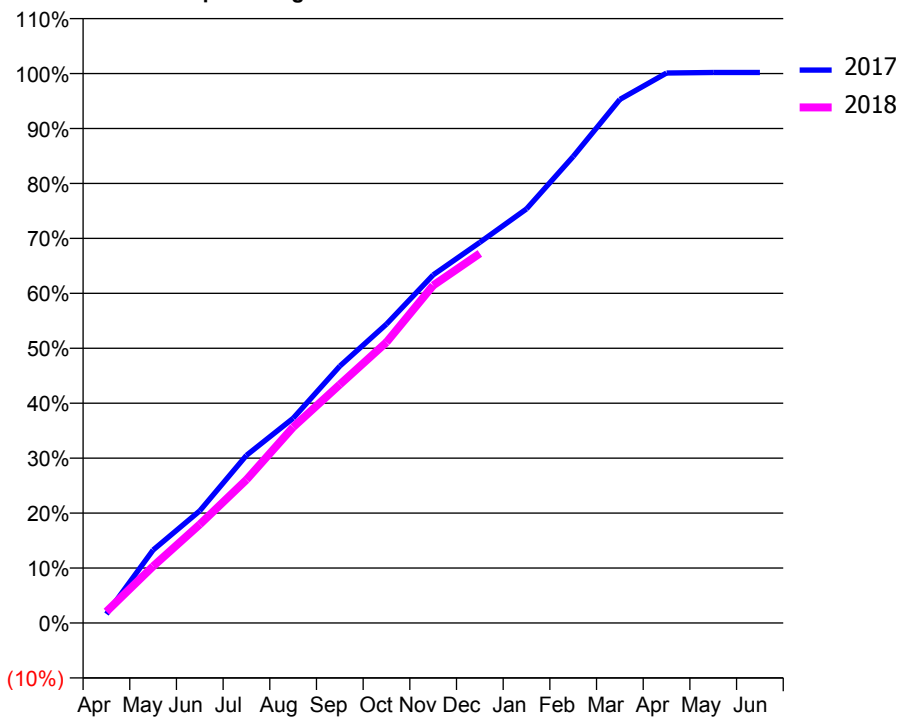
ACCESS*

Patients seen in 24 months	Total	Change since previous quarter
Quarter ending December 2016	4,662	
Quarter ending March 2017	4,622	→
Quarter ending June 2017	4,572	↓
Quarter ending September 2017	4,570	→
Quarter ending December 2017	4,600	→
Variance since December 2016	(1.3%)	↓



ACTIVITY

Cumulative percentage of contracted UDA delivered 2017 & 2018



Month	Adjusted Scheduled Activity (UDA)	
	2017	2018
April	202	256
May	1,639	1,275
June	2,518	2,213
July	3,763	3,216
August	4,597	4,394
September	5,768	5,353
October	6,710	6,301
November	7,813	7,577
December	8,543	8,296
January	9,296	
February	10,471	
March	11,753	
April	12,345	
May	12,358	
June	12,358	

QUALITY

	Quantity	Base Number	Contract	AT	Region	England
% of FP17s for the same patient ID Re-attending within 3 months - Children	75	1,002	7.5%	10.2%	11.6%	12.0%
% of FP17s for the same patient ID Re-attending within 3 months - Adults	309	2,618	11.8%	15.3%	16.7%	15.9%
% of FP17s for the same patient ID Re-attending between 3 & 9 months - Children	443	1,002	44.2%	48.0%	47.3%	58.0%
% of FP17s for the same patient ID Re-attending between 3 & 9 months - Adults	934	2,618	35.7%	38.2%	38.3%	50.5%
% of FP17s for Band 1 Urgent Courses	216	3,180	6.8%	10.0%	10.5%	9.0%
% of FP17s Relating to Free Repair or Replacements	16	3,180	0.5%	0.6%	0.6%	0.8%
% of FP17s Relating to Continuations	54	3,180	1.7%	0.9%	0.8%	1.1%
% of Patients satisfied with the dentistry they have received	3	3	N/A	90.0%	89.0%	91.5%
% of Patients satisfied with the time they had to wait for an appointment	3	3	N/A	87.4%	84.2%	87.9%

* This is based on patients treated on this contract for their most recent course of treatment. Figures in italics indicate the base number of FP17s or Patient Questionnaire responses are less than 100. N/A is shown where the base number of responses is less than 10 during the period. % is calculated as Quantity/Base number*100

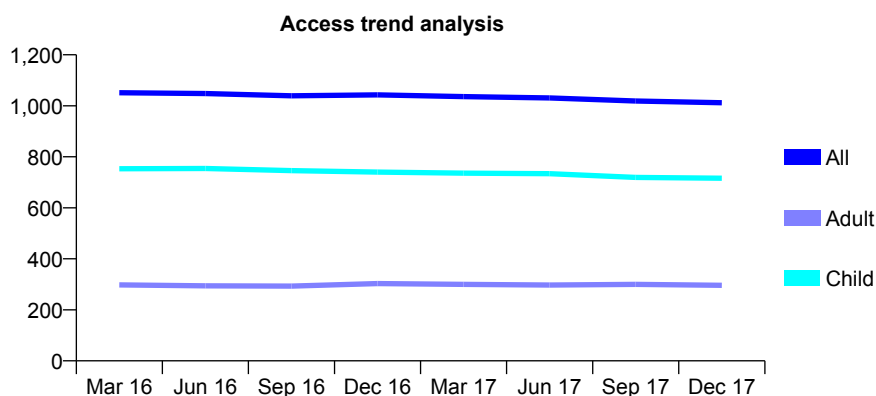
Q63 - Vital Signs At a Glance Contract Report for 228966/0001 - December 2017

Name or company name	MR AM TOMALIN
Contract type name	GDS Contract
Purpose of contract	General
Contract start date	01/04/2006
Contract end date	

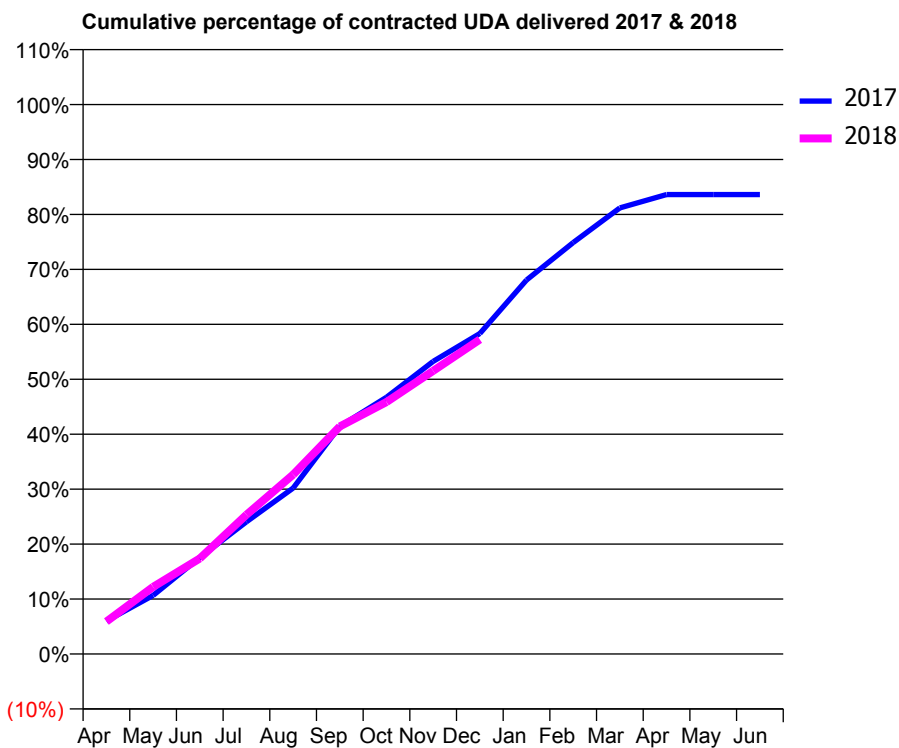
17/18 Contracted general activity (UDA)	2,100
Carry forward general activity (UDA)	0
17/18 Contracted orthodontic activity (UOA)	0
Carry forward orthodontic activity (UOA)	0
Baseline contract value	£46,292.54

ACCESS*

Patients seen in 24 months	Total	Change since previous quarter
Quarter ending December 2016	1,043	
Quarter ending March 2017	1,036	→
Quarter ending June 2017	1,031	→
Quarter ending September 2017	1,019	↓
Quarter ending December 2017	1,012	→
Variance since December 2016	(3.0%)	↓



ACTIVITY



Month	Adjusted Scheduled Activity (UDA)	
	2017	2018
April	126	124
May	224	257
June	369	365
July	505	532
August	634	686
September	870	870
October	981	963
November	1,118	1,082
December	1,225	1,202
January	1,429	
February	1,572	
March	1,705	
April	1,756	
May	1,756	
June	1,756	

QUALITY

	Quantity	Base Number	Contract	AT	Region	England
% of FP17s for the same patient ID Re-attending within 3 months - Children	56	833	6.7%	10.2%	11.6%	12.0%
% of FP17s for the same patient ID Re-attending within 3 months - Adults	5	179	2.8%	15.3%	16.7%	15.9%
% of FP17s for the same patient ID Re-attending between 3 & 9 months - Children	549	833	65.9%	48.0%	47.3%	58.0%
% of FP17s for the same patient ID Re-attending between 3 & 9 months - Adults	100	179	55.9%	38.2%	38.3%	50.5%
% of FP17s for Band 1 Urgent Courses	29	980	3.0%	10.0%	10.5%	9.0%
% of FP17s Relating to Free Repair or Replacements	0	980	0.0%	0.6%	0.6%	0.8%
% of FP17s Relating to Continuations	0	980	0.0%	0.9%	0.8%	1.1%
% of Patients satisfied with the dentistry they have received	0	0	N/A	90.0%	89.0%	91.5%
% of Patients satisfied with the time they had to wait for an appointment	0	0	N/A	87.4%	84.2%	87.9%

* This is based on patients treated on this contract for their most recent course of treatment. Figures in italics indicate the base number of FP17s or Patient Questionnaire responses are less than 100. N/A is shown where the base number of responses is less than 10 during the period. % is calculated as Quantity/Base number*100

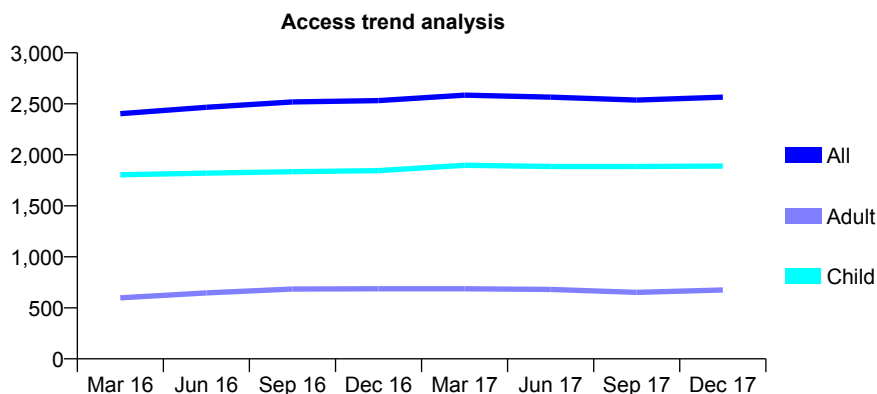
Q63 - Vital Signs At a Glance Contract Report for 230316/0001 - December 2017

Name or company name	MR PA DOOLEY
Contract type name	GDS Contract
Purpose of contract	General
Contract start date	01/09/2014
Contract end date	

17/18 Contracted general activity (UDA)	5,500
Carry forward general activity (UDA)	72
17/18 Contracted orthodontic activity (UOA)	0
Carry forward orthodontic activity (UOA)	0
Baseline contract value	£126,849.01

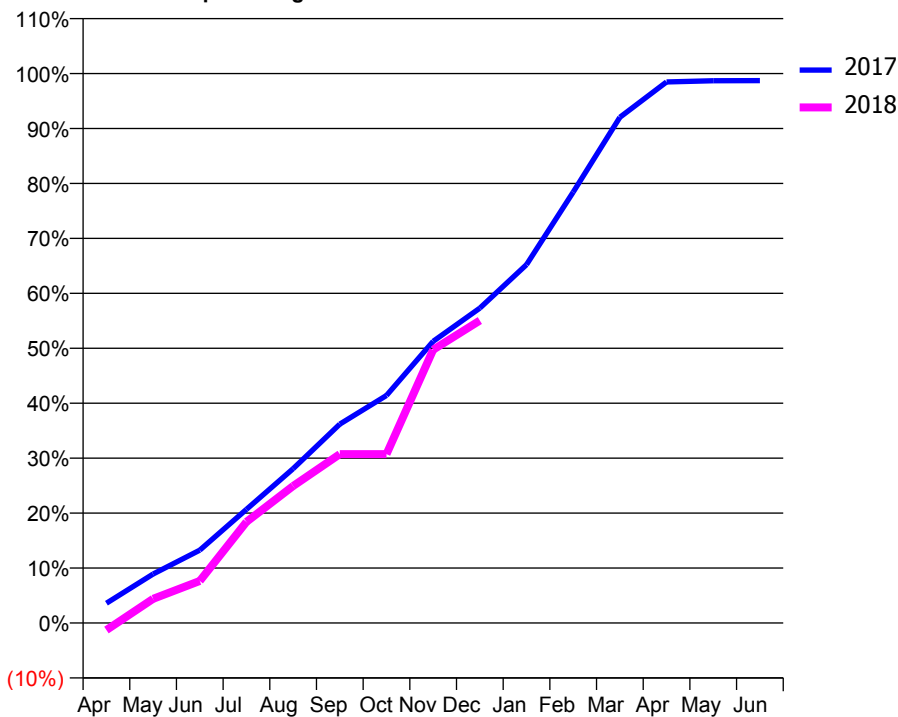
ACCESS*

Patients seen in 24 months	Total	Change since previous quarter
Quarter ending December 2016	2,532	
Quarter ending March 2017	2,585	↑
Quarter ending June 2017	2,566	→
Quarter ending September 2017	2,537	↓
Quarter ending December 2017	2,565	→
Variance since December 2016	1.3%	→



ACTIVITY

Cumulative percentage of contracted UDA delivered 2017 & 2018



Month	Adjusted Scheduled Activity (UDA)	
	2017	2018
April	199	-72
May	491	242
June	729	421
July	1,138	1,012
August	1,545	1,371
September	1,991	1,690
October	2,278	1,690
November	2,820	2,735
December	3,151	3,028
January	3,587	
February	4,313	
March	5,062	
April	5,415	
May	5,427	
June	5,428	

QUALITY

	Quantity	Base Number	Contract	AT	Region	England
% of FP17s for the same patient ID Re-attending within 3 months - Children	129	2,082	6.2%	10.2%	11.6%	12.0%
% of FP17s for the same patient ID Re-attending within 3 months - Adults	16	253	6.3%	15.3%	16.7%	15.9%
% of FP17s for the same patient ID Re-attending between 3 & 9 months - Children	1,337	2,082	64.2%	48.0%	47.3%	58.0%
% of FP17s for the same patient ID Re-attending between 3 & 9 months - Adults	121	253	47.8%	38.2%	38.3%	50.5%
% of FP17s for Band 1 Urgent Courses	39	2,094	1.9%	10.0%	10.5%	9.0%
% of FP17s Relating to Free Repair or Replacements	0	2,094	0.0%	0.6%	0.6%	0.8%
% of FP17s Relating to Continuations	0	2,094	0.0%	0.9%	0.8%	1.1%
% of Patients satisfied with the dentistry they have received	2	2	N/A	90.0%	89.0%	91.5%
% of Patients satisfied with the time they had to wait for an appointment	2	2	N/A	87.4%	84.2%	87.9%

* This is based on patients treated on this contract for their most recent course of treatment. Figures in italics indicate the base number of FP17s or Patient Questionnaire responses are less than 100. N/A is shown where the base number of responses is less than 10 during the period. % is calculated as Quantity/Base number*100

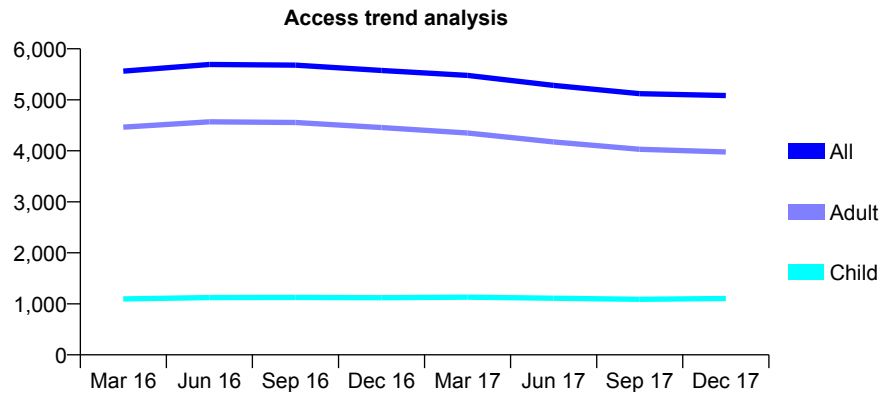
Q63 - Vital Signs At a Glance Contract Report for 234141/0001 - December 2017

Name or company name	MR DS TRENT
Contract type name	GDS Contract
Purpose of contract	General
Contract start date	01/04/2006
Contract end date	

17/18 Contracted general activity (UDA)	19,000
Carry forward general activity (UDA)	20
17/18 Contracted orthodontic activity (UOA)	0
Carry forward orthodontic activity (UOA)	0
Baseline contract value	£557,953.97

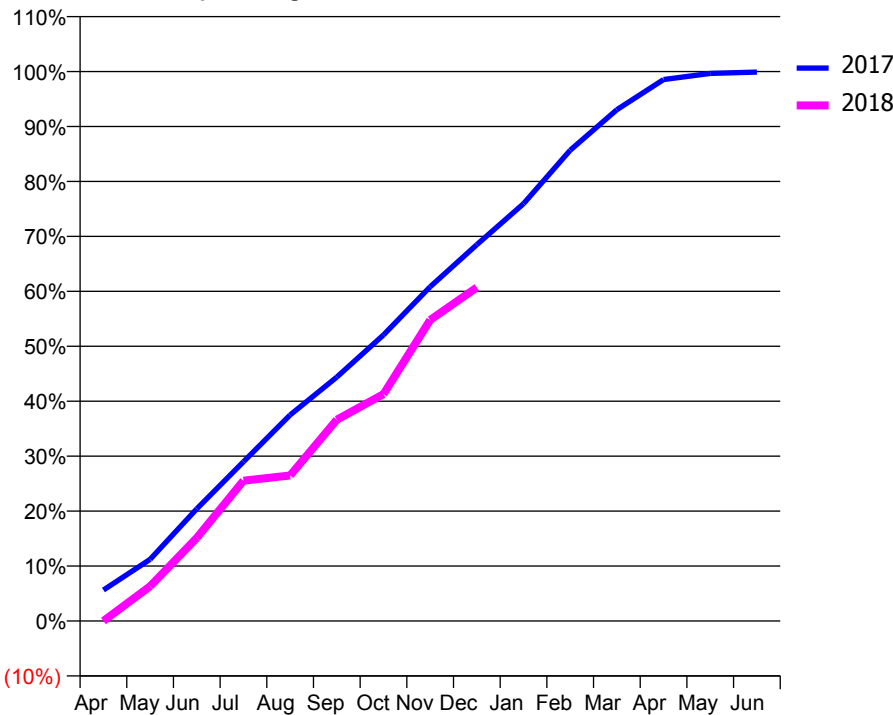
ACCESS*

Patients seen in 24 months	Total	Change since previous quarter
Quarter ending December 2016	5,575	
Quarter ending March 2017	5,478	↓
Quarter ending June 2017	5,283	↓
Quarter ending September 2017	5,119	↓
Quarter ending December 2017	5,084	→
Variance since December 2016	(8.8%)	↓



ACTIVITY

Cumulative percentage of contracted UDA delivered 2017 & 2018



Month	Adjusted Scheduled Activity (UDA)	
	2017	2018
April	1,073	1
May	2,135	1,202
June	3,882	2,874
July	5,509	4,851
August	7,126	5,030
September	8,435	6,959
October	9,891	7,847
November	11,557	10,408
December	13,013	11,532
January	14,428	
February	16,278	
March	17,678	
April	18,724	
May	18,932	
June	18,980	

QUALITY

	Quantity	Base Number	Contract	AT	Region	England
% of FP17s for the same patient ID Re-attending within 3 months - Children	42	761	5.5%	10.2%	11.6%	12.0%
% of FP17s for the same patient ID Re-attending within 3 months - Adults	233	2,927	8.0%	15.3%	16.7%	15.9%
% of FP17s for the same patient ID Re-attending between 3 & 9 months - Children	240	761	31.5%	48.0%	47.3%	58.0%
% of FP17s for the same patient ID Re-attending between 3 & 9 months - Adults	1,052	2,927	35.9%	38.2%	38.3%	50.5%
% of FP17s for Band 1 Urgent Courses	139	3,353	4.1%	10.0%	10.5%	9.0%
% of FP17s Relating to Free Repair or Replacements	14	3,353	0.4%	0.6%	0.6%	0.8%
% of FP17s Relating to Continuations	25	3,353	0.7%	0.9%	0.8%	1.1%
% of Patients satisfied with the dentistry they have received	18	22	81.8%	90.0%	89.0%	91.5%
% of Patients satisfied with the time they had to wait for an appointment	19	22	86.4%	87.4%	84.2%	87.9%

* This is based on patients treated on this contract for their most recent course of treatment. Figures in italics indicate the base number of FP17s or Patient Questionnaire responses are less than 100. N/A is shown where the base number of responses is less than 10 during the period. % is calculated as Quantity/Base number*100

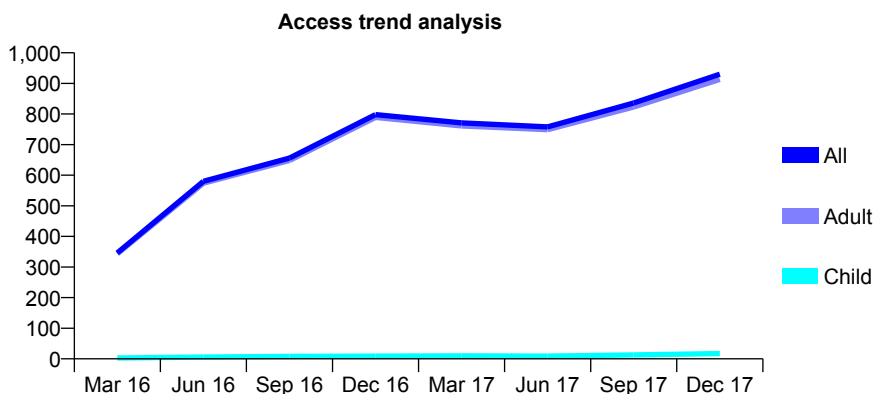
Q63 - Vital Signs At a Glance Contract Report for 234141/0002 - December 2017

Name or company name	MR DS TRENT
Contract type name	PDS Contract
Purpose of contract	General
Contract start date	01/09/2010
Contract end date	31/03/2018

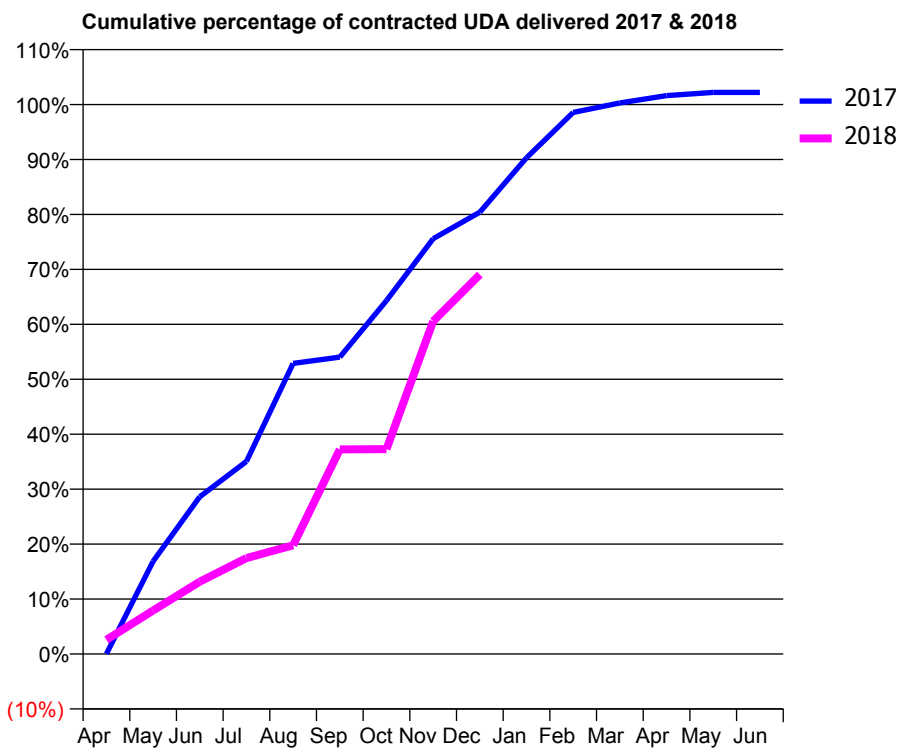
17/18 Contracted general activity (UDA)	2,097
Carry forward general activity (UDA)	-42
17/18 Contracted orthodontic activity (UOA)	0
Carry forward orthodontic activity (UOA)	0
Baseline contract value	£103,321.04

ACCESS*

Patients seen in 24 months	Total	Change since previous quarter
Quarter ending December 2016	798	
Quarter ending March 2017	771	↓
Quarter ending June 2017	758	↓
Quarter ending September 2017	836	↑
Quarter ending December 2017	930	↑
Variance since December 2016	16.5%	↑



ACTIVITY



Month	Adjusted Scheduled Activity (UDA)	
	2017	2018
April	1	54
May	354	166
June	600	276
July	735	366
August	1,109	415
September	1,133	781
October	1,349	782
November	1,585	1,270
December	1,686	1,448
January	1,894	
February	2,067	
March	2,103	
April	2,131	
May	2,143	
June	2,143	

QUALITY

	Quantity	Base Number	Contract	AT	Region	England
% of FP17s for the same patient ID Re-attending within 3 months - Children	0	12	0.0%	10.2%	11.6%	12.0%
% of FP17s for the same patient ID Re-attending within 3 months - Adults	4	540	0.7%	15.3%	16.7%	15.9%
% of FP17s for the same patient ID Re-attending between 3 & 9 months - Children	0	12	0.0%	48.0%	47.3%	58.0%
% of FP17s for the same patient ID Re-attending between 3 & 9 months - Adults	5	540	0.9%	38.2%	38.3%	50.5%
% of FP17s for Band 1 Urgent Courses	0	536	0.0%	10.0%	10.5%	9.0%
% of FP17s Relating to Free Repair or Replacements	0	536	0.0%	0.6%	0.6%	0.8%
% of FP17s Relating to Continuations	0	536	0.0%	0.9%	0.8%	1.1%
% of Patients satisfied with the dentistry they have received	1	1	N/A	90.0%	89.0%	91.5%
% of Patients satisfied with the time they had to wait for an appointment	1	1	N/A	87.4%	84.2%	87.9%

* This is based on patients treated on this contract for their most recent course of treatment. Figures in italics indicate the base number of FP17s or Patient Questionnaire responses are less than 100. N/A is shown where the base number of responses is less than 10 during the period. % is calculated as Quantity/Base number*100

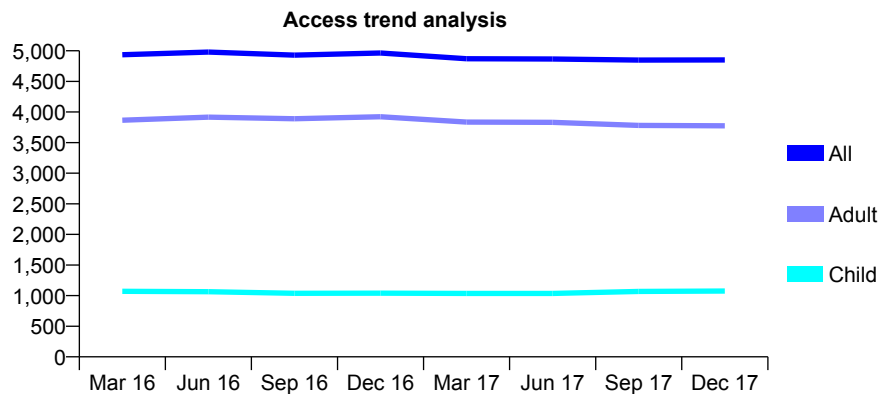
Q63 - Vital Signs At a Glance Contract Report for 239992/0001 - December 2017

Name or company name	MR J PATEL
Contract type name	GDS Contract
Purpose of contract	General
Contract start date	01/04/2006
Contract end date	

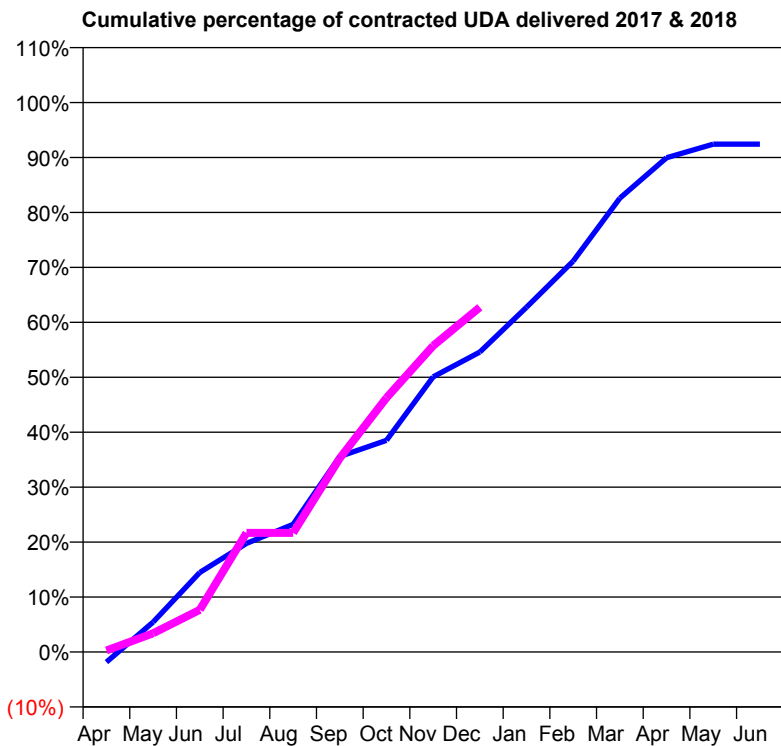
17/18 Contracted general activity (UDA)	14,173
Carry forward general activity (UDA)	0
17/18 Contracted orthodontic activity (UOA)	0
Carry forward orthodontic activity (UOA)	0
Baseline contract value	£382,497.42

ACCESS*

Patients seen in 24 months	Total	Change since previous quarter
Quarter ending December 2016	4,964	
Quarter ending March 2017	4,871	↓
Quarter ending June 2017	4,867	→
Quarter ending September 2017	4,849	→
Quarter ending December 2017	4,850	→
Variance since December 2016	(2.3%)	↓



ACTIVITY



Month	Adjusted Scheduled Activity (UDA)	
	2017	2018
April	-262	38
May	774	484
June	2,051	1,088
July	2,801	3,074
August	3,294	3,074
September	5,044	5,001
October	5,458	6,558
November	7,098	7,898
December	7,737	8,894
January	8,892	
February	10,082	
March	11,707	
April	12,748	
May	13,098	
June	13,099	

QUALITY

	Quantity	Base Number	Contract	AT	Region	England
% of FP17s for the same patient ID Re-attending within 3 months - Children	133	1,154	11.5%	10.2%	11.6%	12.0%
% of FP17s for the same patient ID Re-attending within 3 months - Adults	356	3,132	11.4%	15.3%	16.7%	15.9%
% of FP17s for the same patient ID Re-attending between 3 & 9 months - Children	557	1,154	48.3%	48.0%	47.3%	58.0%
% of FP17s for the same patient ID Re-attending between 3 & 9 months - Adults	1,340	3,132	42.8%	38.2%	38.3%	50.5%
% of FP17s for Band 1 Urgent Courses	315	3,893	8.1%	10.0%	10.5%	9.0%
% of FP17s Relating to Free Repair or Replacements	7	3,893	0.2%	0.6%	0.6%	0.8%
% of FP17s Relating to Continuations	32	3,893	0.8%	0.9%	0.8%	1.1%
% of Patients satisfied with the dentistry they have received	4	4	N/A	90.0%	89.0%	91.5%
% of Patients satisfied with the time they had to wait for an appointment	4	4	N/A	87.4%	84.2%	87.9%

* This is based on patients treated on this contract for their most recent course of treatment. Figures in italics indicate the base number of FP17s or Patient Questionnaire responses are less than 100. N/A is shown where the base number of responses is less than 10 during the period. % is calculated as Quantity/Base number*100

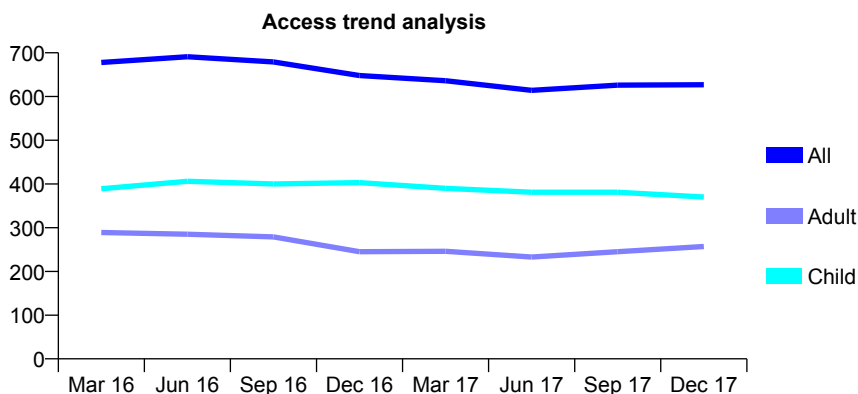
Q63 - Vital Signs At a Glance Contract Report for 241377/0001 - December 2017

Name or company name	MR DJ SCHWARTZ
Contract type name	GDS Contract
Purpose of contract	General
Contract start date	01/01/2013
Contract end date	

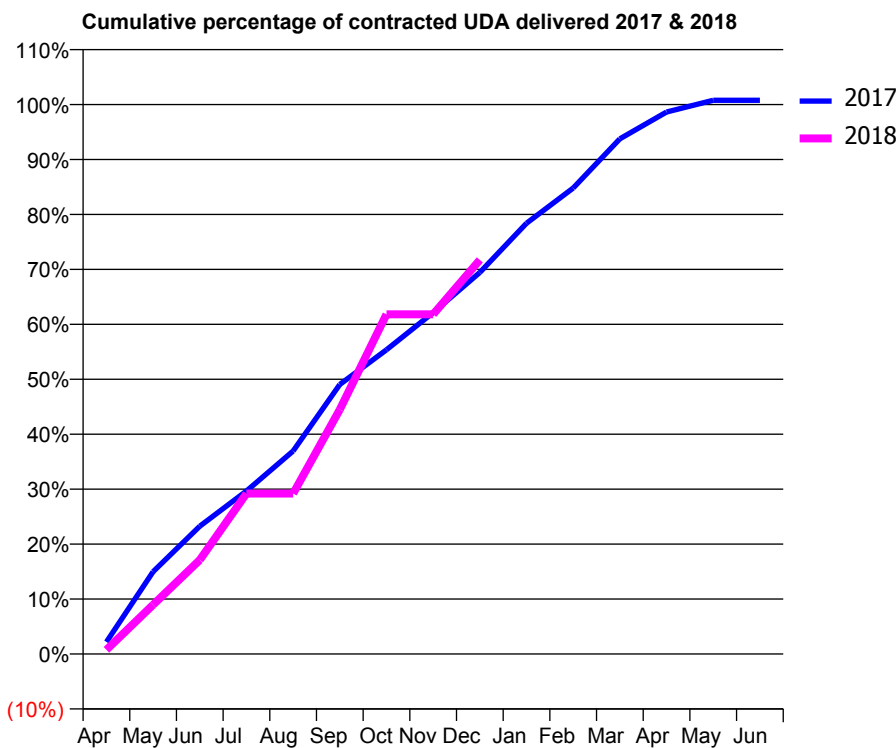
17/18 Contracted general activity (UDA)	1,315
Carry forward general activity (UDA)	-10
17/18 Contracted orthodontic activity (UOA)	0
Carry forward orthodontic activity (UOA)	0
Baseline contract value	£28,783.17

ACCESS*

Patients seen in 24 months	Total	Change since previous quarter
Quarter ending December 2016	648	
Quarter ending March 2017	636	↓
Quarter ending June 2017	614	↓
Quarter ending September 2017	626	→
Quarter ending December 2017	627	→
Variance since December 2016	(3.2%)	↓



ACTIVITY



Month	Adjusted Scheduled Activity (UDA)	
	2017	2018
April	29	10
May	197	118
June	306	225
July	390	384
August	486	384
September	645	585
October	728	813
November	817	813
December	913	943
January	1,031	
February	1,115	
March	1,233	
April	1,297	
May	1,325	
June	1,325	

QUALITY

	Quantity	Base Number	Contract	AT	Region	England
% of FP17s for the same patient ID Re-attending within 3 months - Children	3	289	1.0%	10.2%	11.6%	12.0%
% of FP17s for the same patient ID Re-attending within 3 months - Adults	3	110	2.7%	15.3%	16.7%	15.9%
% of FP17s for the same patient ID Re-attending between 3 & 9 months - Children	59	289	20.4%	48.0%	47.3%	58.0%
% of FP17s for the same patient ID Re-attending between 3 & 9 months - Adults	14	110	12.7%	38.2%	38.3%	50.5%
% of FP17s for Band 1 Urgent Courses	0	377	0.0%	10.0%	10.5%	9.0%
% of FP17s Relating to Free Repair or Replacements	0	377	0.0%	0.6%	0.6%	0.8%
% of FP17s Relating to Continuations	0	377	0.0%	0.9%	0.8%	1.1%
% of Patients satisfied with the dentistry they have received	1	1	N/A	90.0%	89.0%	91.5%
% of Patients satisfied with the time they had to wait for an appointment	1	1	N/A	87.4%	84.2%	87.9%

* This is based on patients treated on this contract for their most recent course of treatment. Figures in italics indicate the base number of FP17s or Patient Questionnaire responses are less than 100. N/A is shown where the base number of responses is less than 10 during the period. % is calculated as Quantity/Base number*100

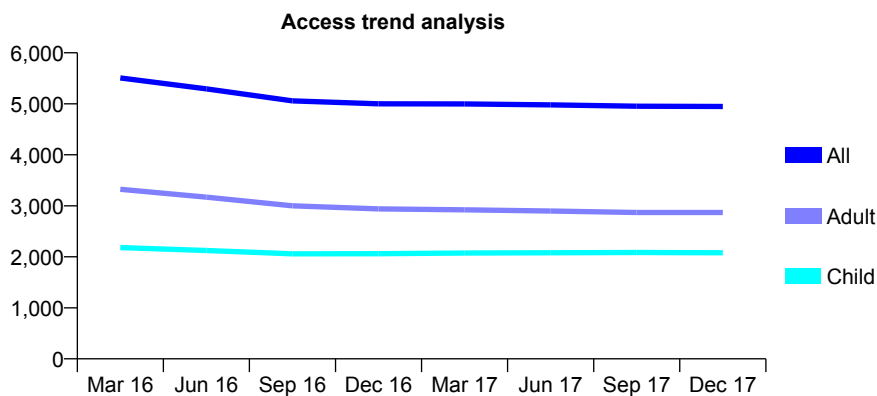
Q63 - Vital Signs At a Glance Contract Report for 244317/0001 - December 2017

Name or company name	MR DS KULLAR
Contract type name	GDS Contract
Purpose of contract	General
Contract start date	01/04/2006
Contract end date	

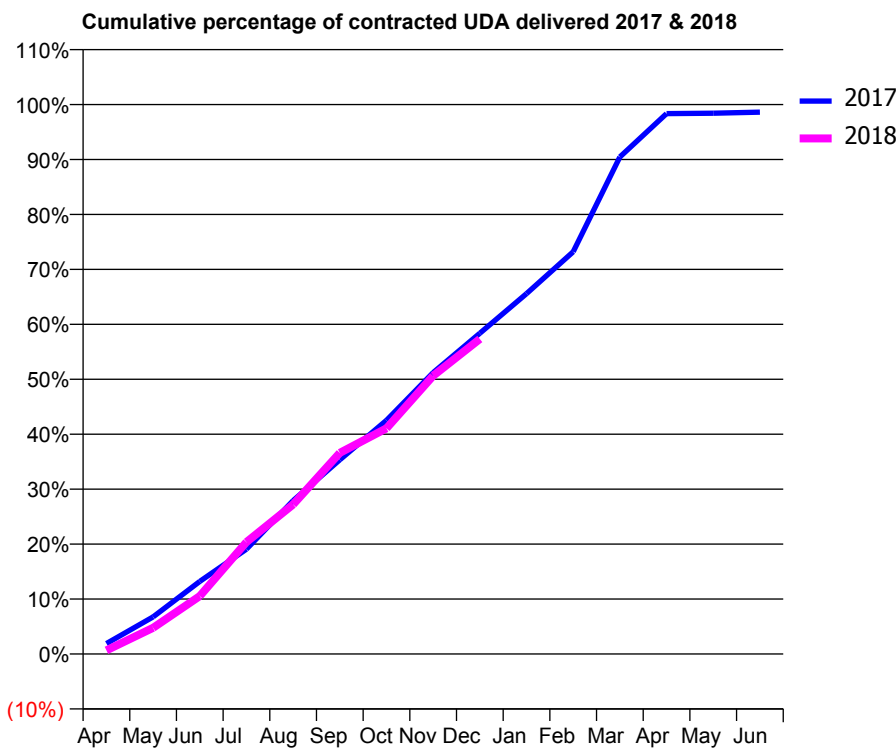
17/18 Contracted general activity (UDA)	16,130
Carry forward general activity (UDA)	223
17/18 Contracted orthodontic activity (UOA)	0
Carry forward orthodontic activity (UOA)	0
Baseline contract value	£438,757.73

ACCESS*

Patients seen in 24 months	Total	Change since previous quarter
Quarter ending December 2016	5,001	
Quarter ending March 2017	4,997	→
Quarter ending June 2017	4,979	→
Quarter ending September 2017	4,953	→
Quarter ending December 2017	4,948	→
Variance since December 2016	(1.1%)	↓



ACTIVITY



Month	Adjusted Scheduled Activity (UDA)	
	2017	2018
April	306	108
May	1,091	768
June	2,133	1,701
July	3,078	3,284
August	4,505	4,389
September	5,703	5,904
October	6,858	6,626
November	8,260	8,167
December	9,414	9,249
January	10,577	
February	11,806	
March	14,589	
April	15,861	
May	15,874	
June	15,907	

QUALITY

	Quantity	Base Number	Contract	AT	Region	England
% of FP17s for the same patient ID Re-attending within 3 months - Children	77	1,898	4.1%	10.2%	11.6%	12.0%
% of FP17s for the same patient ID Re-attending within 3 months - Adults	296	2,336	12.7%	15.3%	16.7%	15.9%
% of FP17s for the same patient ID Re-attending between 3 & 9 months - Children	1,026	1,898	54.1%	48.0%	47.3%	58.0%
% of FP17s for the same patient ID Re-attending between 3 & 9 months - Adults	848	2,336	36.3%	38.2%	38.3%	50.5%
% of FP17s for Band 1 Urgent Courses	436	3,875	11.3%	10.0%	10.5%	9.0%
% of FP17s Relating to Free Repair or Replacements	9	3,875	0.2%	0.6%	0.6%	0.8%
% of FP17s Relating to Continuations	4	3,875	0.1%	0.9%	0.8%	1.1%
% of Patients satisfied with the dentistry they have received	6	6	N/A	90.0%	89.0%	91.5%
% of Patients satisfied with the time they had to wait for an appointment	5	6	N/A	87.4%	84.2%	87.9%

* This is based on patients treated on this contract for their most recent course of treatment. Figures in italics indicate the base number of FP17s or Patient Questionnaire responses are less than 100. N/A is shown where the base number of responses is less than 10 during the period. % is calculated as Quantity/Base number*100

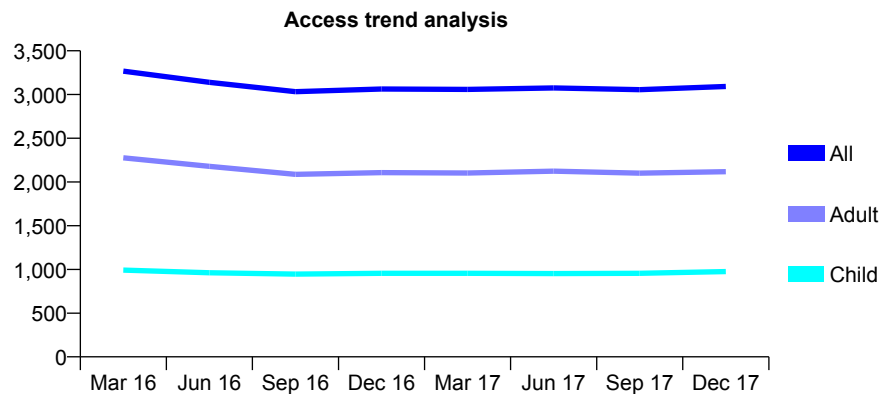
Q63 - Vital Signs At a Glance Contract Report for 244325/0001 - December 2017

Name or company name	MISS G MEHRA
Contract type name	GDS Contract
Purpose of contract	General
Contract start date	01/04/2006
Contract end date	

17/18 Contracted general activity (UDA)	6,912
Carry forward general activity (UDA)	-138
17/18 Contracted orthodontic activity (UOA)	0
Carry forward orthodontic activity (UOA)	0
Baseline contract value	£208,654.07

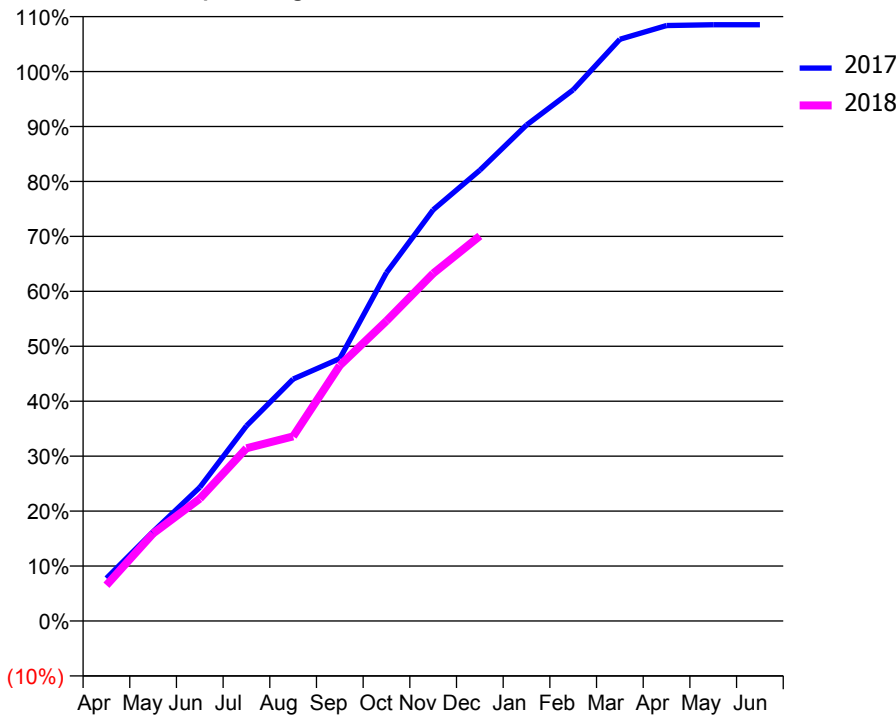
ACCESS*

Patients seen in 24 months	Total	Change since previous quarter
Quarter ending December 2016	3,063	
Quarter ending March 2017	3,059	→
Quarter ending June 2017	3,076	→
Quarter ending September 2017	3,055	→
Quarter ending December 2017	3,092	→
Variance since December 2016	0.9%	→



ACTIVITY

Cumulative percentage of contracted UDA delivered 2017 & 2018



Month	Adjusted Scheduled Activity (UDA)	
	2017	2018
April	538	450
May	1,124	1,102
June	1,682	1,538
July	2,456	2,173
August	3,043	2,322
September	3,303	3,215
October	4,382	3,775
November	5,172	4,372
December	5,671	4,843
January	6,239	
February	6,681	
March	7,318	
April	7,491	
May	7,500	
June	7,500	

QUALITY

	Quantity	Base Number	Contract	AT	Region	England
% of FP17s for the same patient ID Re-attending within 3 months - Children	49	1,004	4.9%	10.2%	11.6%	12.0%
% of FP17s for the same patient ID Re-attending within 3 months - Adults	193	1,653	11.7%	15.3%	16.7%	15.9%
% of FP17s for the same patient ID Re-attending between 3 & 9 months - Children	563	1,004	56.1%	48.0%	47.3%	58.0%
% of FP17s for the same patient ID Re-attending between 3 & 9 months - Adults	649	1,653	39.3%	38.2%	38.3%	50.5%
% of FP17s for Band 1 Urgent Courses	187	2,580	7.2%	10.0%	10.5%	9.0%
% of FP17s Relating to Free Repair or Replacements	8	2,580	0.3%	0.6%	0.6%	0.8%
% of FP17s Relating to Continuations	38	2,580	1.5%	0.9%	0.8%	1.1%
% of Patients satisfied with the dentistry they have received	1	1	N/A	90.0%	89.0%	91.5%
% of Patients satisfied with the time they had to wait for an appointment	1	1	N/A	87.4%	84.2%	87.9%

* This is based on patients treated on this contract for their most recent course of treatment. Figures in italics indicate the base number of FP17s or Patient Questionnaire responses are less than 100. N/A is shown where the base number of responses is less than 10 during the period. % is calculated as Quantity/Base number*100

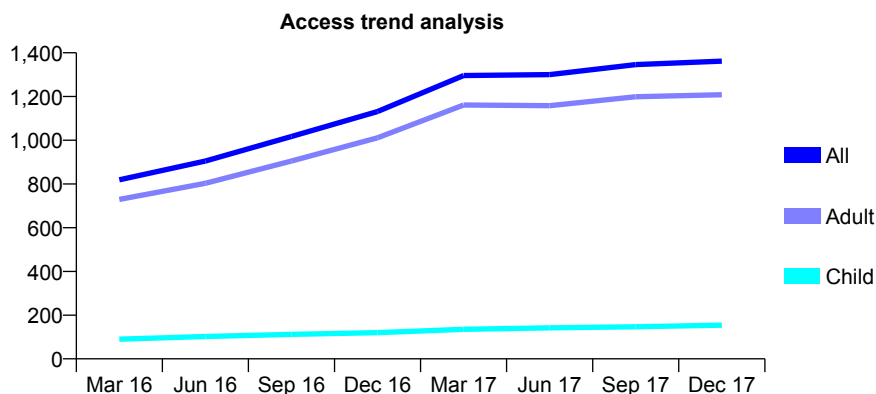
Q63 - Vital Signs At a Glance Contract Report for 253766/0002 - December 2017

Name or company name	MR OA ODEYEMI
Contract type name	GDS Contract
Purpose of contract	General
Contract start date	01/04/2015
Contract end date	

17/18 Contracted general activity (UDA)	3,667
Carry forward general activity (UDA)	0
17/18 Contracted orthodontic activity (UOA)	0
Carry forward orthodontic activity (UOA)	0
Baseline contract value	£100,325.08

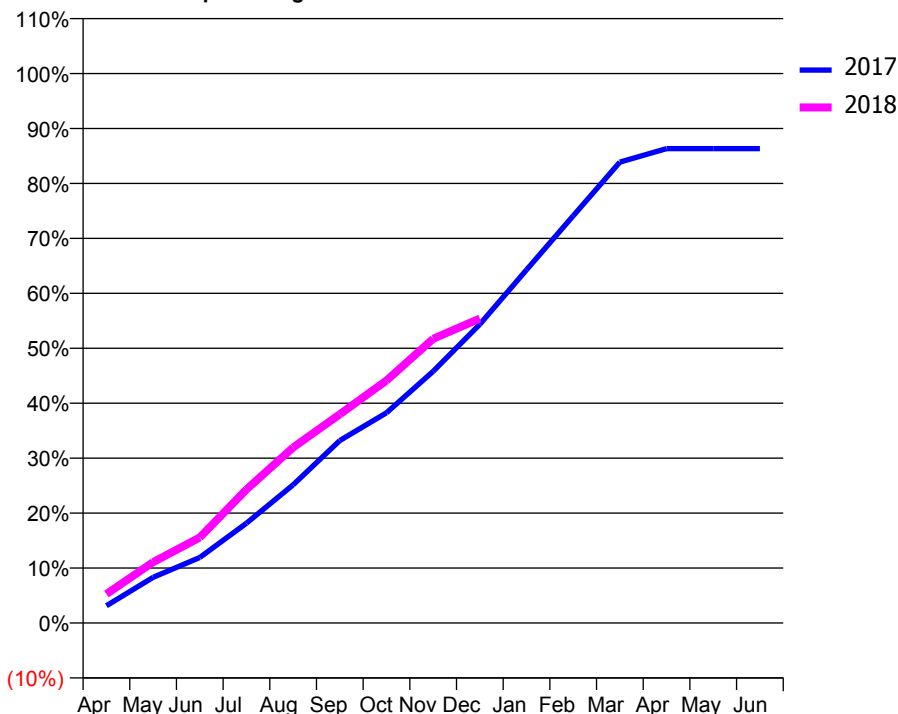
ACCESS*

Patients seen in 24 months	Total	Change since previous quarter
Quarter ending December 2016	1,131	
Quarter ending March 2017	1,296	↑
Quarter ending June 2017	1,300	→
Quarter ending September 2017	1,346	↑
Quarter ending December 2017	1,362	→
Variance since December 2016	20.4%	↑



ACTIVITY

Cumulative percentage of contracted UDA delivered 2017 & 2018



Month	Adjusted Scheduled Activity (UDA)	
	2017	2018
April	115	193
May	305	406
June	437	571
July	666	891
August	922	1,171
September	1,218	1,393
October	1,403	1,618
November	1,680	1,897
December	1,993	2,032
January	2,357	
February	2,718	
March	3,076	
April	3,166	
May	3,166	
June	3,166	

QUALITY

	Quantity	Base Number	Contract	AT	Region	England
% of FP17s for the same patient ID Re-attending within 3 months - Children	7	113	6.2%	10.2%	11.6%	12.0%
% of FP17s for the same patient ID Re-attending within 3 months - Adults	64	762	8.4%	15.3%	16.7%	15.9%
% of FP17s for the same patient ID Re-attending between 3 & 9 months - Children	30	113	26.5%	48.0%	47.3%	58.0%
% of FP17s for the same patient ID Re-attending between 3 & 9 months - Adults	194	762	25.5%	38.2%	38.3%	50.5%
% of FP17s for Band 1 Urgent Courses	57	836	6.8%	10.0%	10.5%	9.0%
% of FP17s Relating to Free Repair or Replacements	0	836	0.0%	0.6%	0.6%	0.8%
% of FP17s Relating to Continuations	12	836	1.4%	0.9%	0.8%	1.1%
% of Patients satisfied with the dentistry they have received	0	0	N/A	90.0%	89.0%	91.5%
% of Patients satisfied with the time they had to wait for an appointment	0	0	N/A	87.4%	84.2%	87.9%

* This is based on patients treated on this contract for their most recent course of treatment. Figures in italics indicate the base number of FP17s or Patient Questionnaire responses are less than 100. N/A is shown where the base number of responses is less than 10 during the period. % is calculated as Quantity/Base number*100

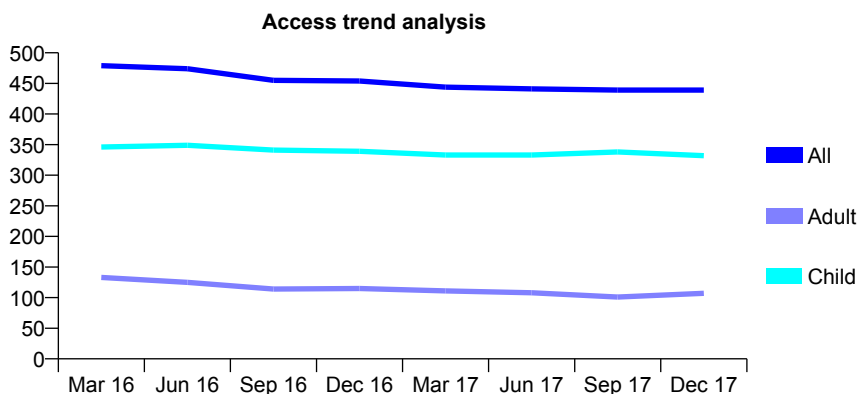
Q63 - Vital Signs At a Glance Contract Report for 254010/0001 - December 2017

Name or company name	MR P AZARI
Contract type name	GDS Contract
Purpose of contract	General
Contract start date	01/04/2006
Contract end date	

17/18 Contracted general activity (UDA)	800
Carry forward general activity (UDA)	30
17/18 Contracted orthodontic activity (UOA)	0
Carry forward orthodontic activity (UOA)	0
Baseline contract value	£22,139.63

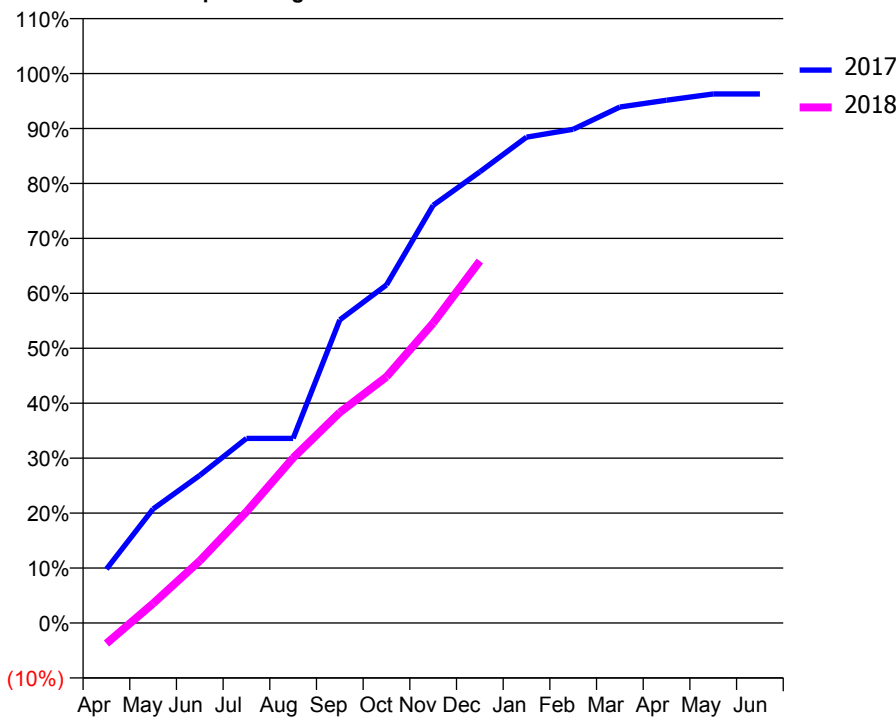
ACCESS*

Patients seen in 24 months	Total	Change since previous quarter
Quarter ending December 2016	454	
Quarter ending March 2017	444	↓
Quarter ending June 2017	441	→
Quarter ending September 2017	439	→
Quarter ending December 2017	439	→
Variance since December 2016	(3.3%)	↓



ACTIVITY

Cumulative percentage of contracted UDA delivered 2017 & 2018



Month	Adjusted Scheduled Activity (UDA)	
	2017	2018
April	79	-30
May	166	28
June	215	91
July	269	162
August	269	240
September	441	307
October	492	358
November	608	437
December	657	527
January	707	
February	719	
March	751	
April	761	
May	770	
June	770	

QUALITY

	Quantity	Base Number	Contract	AT	Region	England
% of FP17s for the same patient ID Re-attending within 3 months - Children	15	322	4.7%	10.2%	11.6%	12.0%
% of FP17s for the same patient ID Re-attending within 3 months - Adults	9	74	12.2%	15.3%	16.7%	15.9%
% of FP17s for the same patient ID Re-attending between 3 & 9 months - Children	93	322	28.9%	48.0%	47.3%	58.0%
% of FP17s for the same patient ID Re-attending between 3 & 9 months - Adults	29	74	39.2%	38.2%	38.3%	50.5%
% of FP17s for Band 1 Urgent Courses	25	372	6.7%	10.0%	10.5%	9.0%
% of FP17s Relating to Free Repair or Replacements	0	372	0.0%	0.6%	0.6%	0.8%
% of FP17s Relating to Continuations	0	372	0.0%	0.9%	0.8%	1.1%
% of Patients satisfied with the dentistry they have received	1	1	N/A	90.0%	89.0%	91.5%
% of Patients satisfied with the time they had to wait for an appointment	1	1	N/A	87.4%	84.2%	87.9%

* This is based on patients treated on this contract for their most recent course of treatment. Figures in italics indicate the base number of FP17s or Patient Questionnaire responses are less than 100. N/A is shown where the base number of responses is less than 10 during the period. % is calculated as Quantity/Base number*100

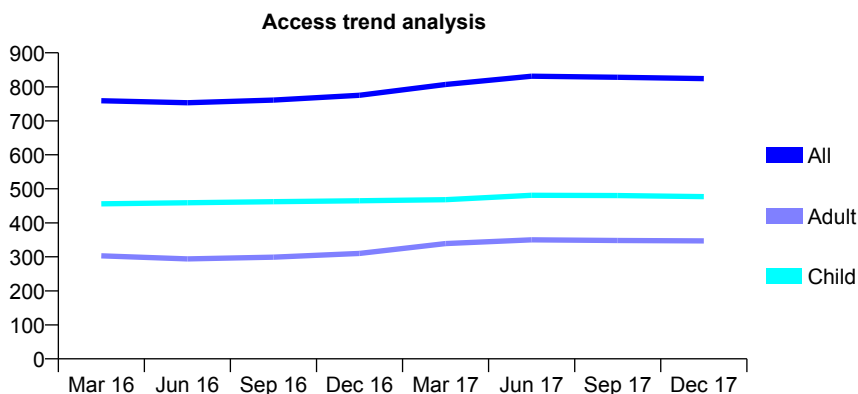
Q63 - Vital Signs At a Glance Contract Report for 254010/0002 - December 2017

Name or company name	Days Lane Dental
Contract type name	GDS Contract
Purpose of contract	General
Contract start date	01/04/2006
Contract end date	

17/18 Contracted general activity (UDA)	1,828
Carry forward general activity (UDA)	-37
17/18 Contracted orthodontic activity (UOA)	0
Carry forward orthodontic activity (UOA)	0
Baseline contract value	£55,398.65

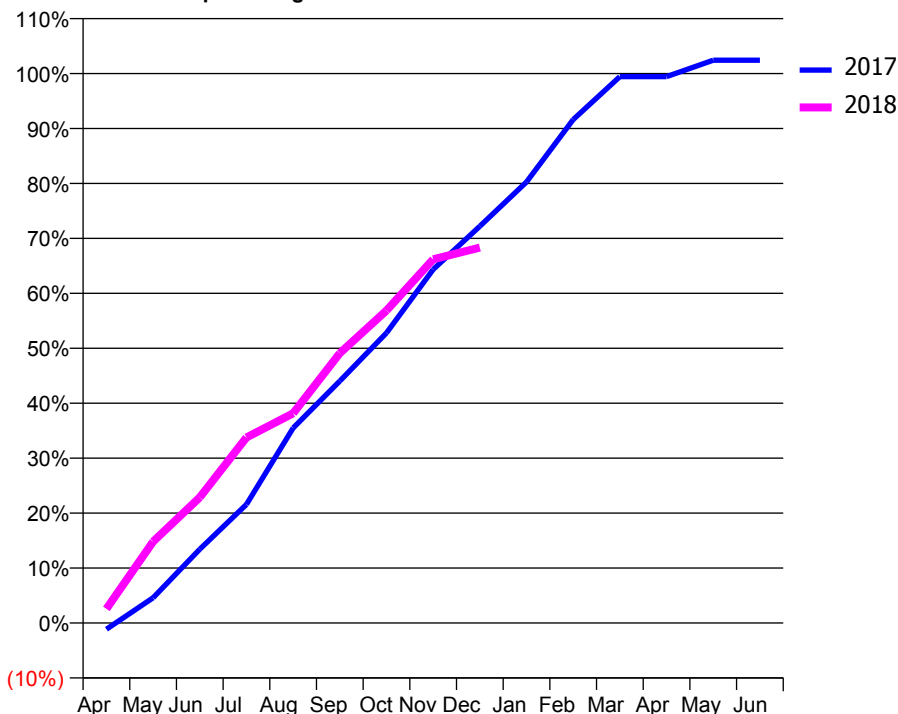
ACCESS*

Patients seen in 24 months	Total	Change since previous quarter
Quarter ending December 2016	775	
Quarter ending March 2017	807	↑
Quarter ending June 2017	831	↑
Quarter ending September 2017	828	→
Quarter ending December 2017	824	→
Variance since December 2016	6.3%	↑



ACTIVITY

Cumulative percentage of contracted UDA delivered 2017 & 2018



Month	Adjusted Scheduled Activity (UDA)	
	2017	2018
April	-21	47
May	84	271
June	245	418
July	395	617
August	649	697
September	805	898
October	965	1,040
November	1,176	1,210
December	1,320	1,249
January	1,467	
February	1,675	
March	1,818	
April	1,818	
May	1,872	
June	1,872	

QUALITY

	Quantity	Base Number	Contract	AT	Region	England
% of FP17s for the same patient ID Re-attending within 3 months - Children	19	501	3.8%	10.2%	11.6%	12.0%
% of FP17s for the same patient ID Re-attending within 3 months - Adults	32	259	12.4%	15.3%	16.7%	15.9%
% of FP17s for the same patient ID Re-attending between 3 & 9 months - Children	290	501	57.9%	48.0%	47.3%	58.0%
% of FP17s for the same patient ID Re-attending between 3 & 9 months - Adults	134	259	51.7%	38.2%	38.3%	50.5%
% of FP17s for Band 1 Urgent Courses	20	721	2.8%	10.0%	10.5%	9.0%
% of FP17s Relating to Free Repair or Replacements	3	721	0.4%	0.6%	0.6%	0.8%
% of FP17s Relating to Continuations	1	721	0.1%	0.9%	0.8%	1.1%
% of Patients satisfied with the dentistry they have received	0	0	N/A	90.0%	89.0%	91.5%
% of Patients satisfied with the time they had to wait for an appointment	0	0	N/A	87.4%	84.2%	87.9%

* This is based on patients treated on this contract for their most recent course of treatment. Figures in italics indicate the base number of FP17s or Patient Questionnaire responses are less than 100. N/A is shown where the base number of responses is less than 10 during the period. % is calculated as Quantity/Base number*100

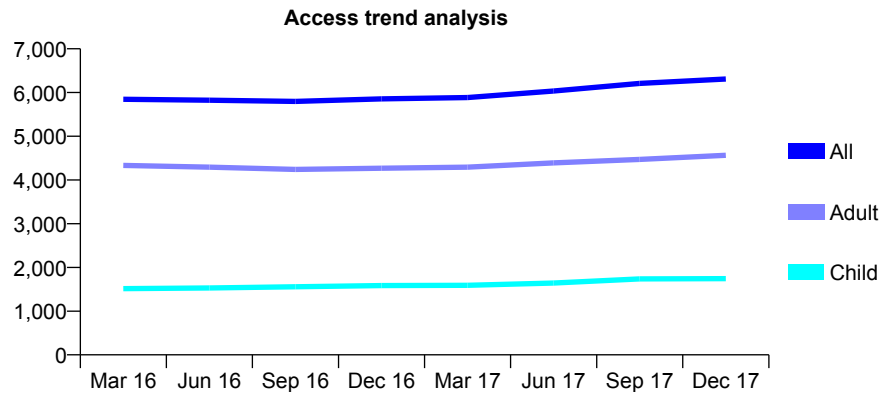
Q63 - Vital Signs At a Glance Contract Report for 257001/0001 - December 2017

Name or company name	MR DS MATHEW
Contract type name	GDS Contract
Purpose of contract	General
Contract start date	01/04/2006
Contract end date	

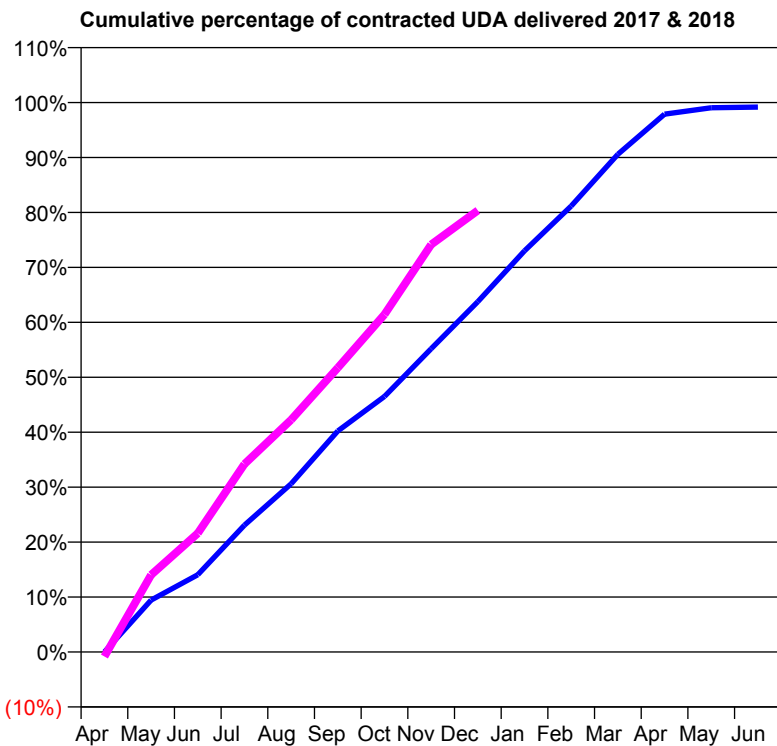
17/18 Contracted general activity (UDA)	14,901
Carry forward general activity (UDA)	126
17/18 Contracted orthodontic activity (UOA)	0
Carry forward orthodontic activity (UOA)	0
Baseline contract value	£388,008.00

ACCESS*

Patients seen in 24 months	Total	Change since previous quarter
Quarter ending December 2016	5,854	
Quarter ending March 2017	5,884	→
Quarter ending June 2017	6,035	↑
Quarter ending September 2017	6,208	↑
Quarter ending December 2017	6,309	→
Variance since December 2016	7.8%	↑



ACTIVITY



Month	Adjusted Scheduled Activity (UDA)	
	2017	2018
April	0	-123
May	1,407	2,092
June	2,094	3,218
July	3,440	5,097
August	4,561	6,296
September	5,995	7,708
October	6,930	9,155
November	8,226	11,049
December	9,502	11,976
January	10,878	
February	12,093	
March	13,497	
April	14,587	
May	14,758	
June	14,775	

QUALITY

	Quantity	Base Number	Contract	AT	Region	England
% of FP17s for the same patient ID Re-attending within 3 months - Children	137	1,685	8.1%	10.2%	11.6%	12.0%
% of FP17s for the same patient ID Re-attending within 3 months - Adults	353	3,641	9.7%	15.3%	16.7%	15.9%
% of FP17s for the same patient ID Re-attending between 3 & 9 months - Children	664	1,685	39.4%	48.0%	47.3%	58.0%
% of FP17s for the same patient ID Re-attending between 3 & 9 months - Adults	1,209	3,641	33.2%	38.2%	38.3%	50.5%
% of FP17s for Band 1 Urgent Courses	200	4,917	4.1%	10.0%	10.5%	9.0%
% of FP17s Relating to Free Repair or Replacements	18	4,917	0.4%	0.6%	0.6%	0.8%
% of FP17s Relating to Continuations	47	4,917	1.0%	0.9%	0.8%	1.1%
% of Patients satisfied with the dentistry they have received	6	7	N/A	90.0%	89.0%	91.5%
% of Patients satisfied with the time they had to wait for an appointment	7	7	N/A	87.4%	84.2%	87.9%

* This is based on patients treated on this contract for their most recent course of treatment. Figures in italics indicate the base number of FP17s or Patient Questionnaire responses are less than 100. N/A is shown where the base number of responses is less than 10 during the period. % is calculated as Quantity/Base number*100

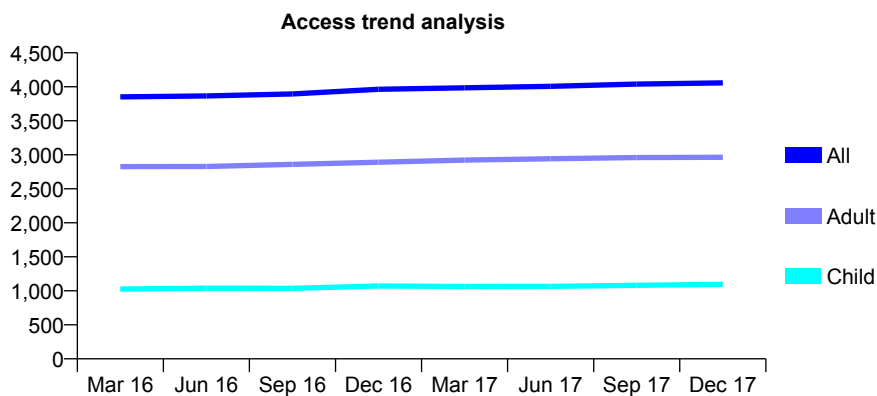
Q63 - Vital Signs At a Glance Contract Report for 257222/0001 - December 2017

Name or company name	MS S RADPOUR
Contract type name	GDS Contract
Purpose of contract	General
Contract start date	01/04/2006
Contract end date	

17/18 Contracted general activity (UDA)	9,500
Carry forward general activity (UDA)	-117
17/18 Contracted orthodontic activity (UOA)	0
Carry forward orthodontic activity (UOA)	0
Baseline contract value	£235,564.39

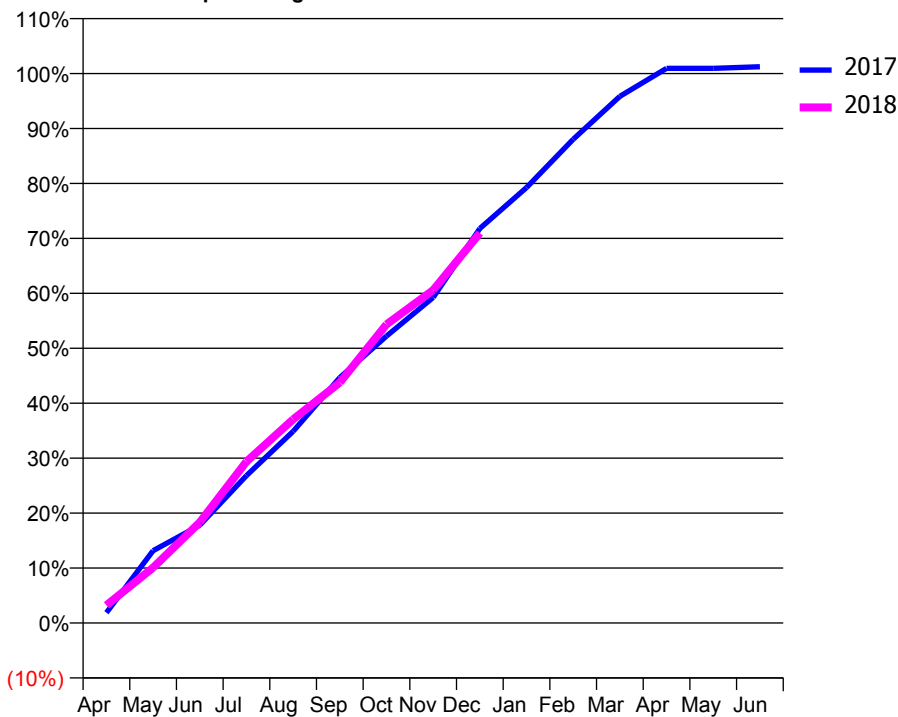
ACCESS*

Patients seen in 24 months	Total	Change since previous quarter
Quarter ending December 2016	3,963	
Quarter ending March 2017	3,986	→
Quarter ending June 2017	4,007	→
Quarter ending September 2017	4,041	→
Quarter ending December 2017	4,058	→
Variance since December 2016	2.4%	↑



ACTIVITY

Cumulative percentage of contracted UDA delivered 2017 & 2018



Month	Adjusted Scheduled Activity (UDA)	
	2017	2018
April	179	309
May	1,250	957
June	1,692	1,741
July	2,549	2,790
August	3,314	3,521
September	4,244	4,158
October	4,959	5,163
November	5,629	5,755
December	6,820	6,743
January	7,527	
February	8,362	
March	9,104	
April	9,588	
May	9,589	
June	9,617	

QUALITY

	Quantity	Base Number	Contract	AT	Region	England
% of FP17s for the same patient ID Re-attending within 3 months - Children	55	1,125	4.9%	10.2%	11.6%	12.0%
% of FP17s for the same patient ID Re-attending within 3 months - Adults	327	2,605	12.6%	15.3%	16.7%	15.9%
% of FP17s for the same patient ID Re-attending between 3 & 9 months - Children	621	1,125	55.2%	48.0%	47.3%	58.0%
% of FP17s for the same patient ID Re-attending between 3 & 9 months - Adults	1,022	2,605	39.2%	38.2%	38.3%	50.5%
% of FP17s for Band 1 Urgent Courses	281	3,485	8.1%	10.0%	10.5%	9.0%
% of FP17s Relating to Free Repair or Replacements	16	3,485	0.5%	0.6%	0.6%	0.8%
% of FP17s Relating to Continuations	31	3,485	0.9%	0.9%	0.8%	1.1%
% of Patients satisfied with the dentistry they have received	2	2	N/A	90.0%	89.0%	91.5%
% of Patients satisfied with the time they had to wait for an appointment	2	2	N/A	87.4%	84.2%	87.9%

* This is based on patients treated on this contract for their most recent course of treatment. Figures in italics indicate the base number of FP17s or Patient Questionnaire responses are less than 100. N/A is shown where the base number of responses is less than 10 during the period. % is calculated as Quantity/Base number*100

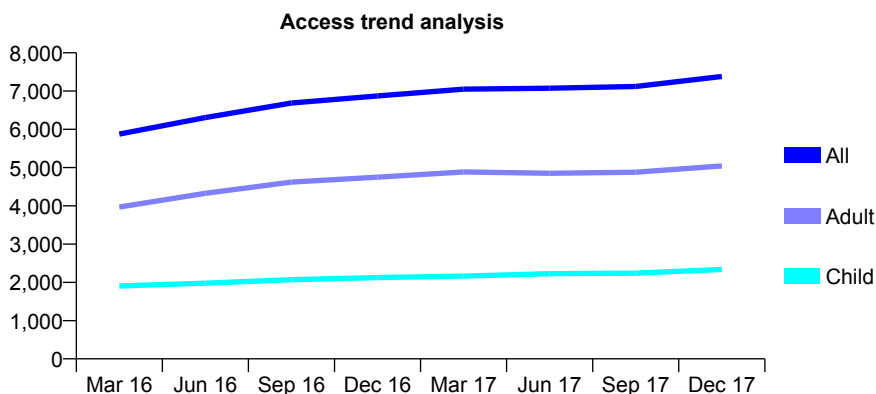
Q63 - Vital Signs At a Glance Contract Report for 257486/0003 - December 2017

Name or company name	MR RM QURESHI
Contract type name	GDS Contract
Purpose of contract	General
Contract start date	01/10/2014
Contract end date	

17/18 Contracted general activity (UDA)	17,212
Carry forward general activity (UDA)	682
17/18 Contracted orthodontic activity (UOA)	0
Carry forward orthodontic activity (UOA)	0
Baseline contract value	£435,369.89

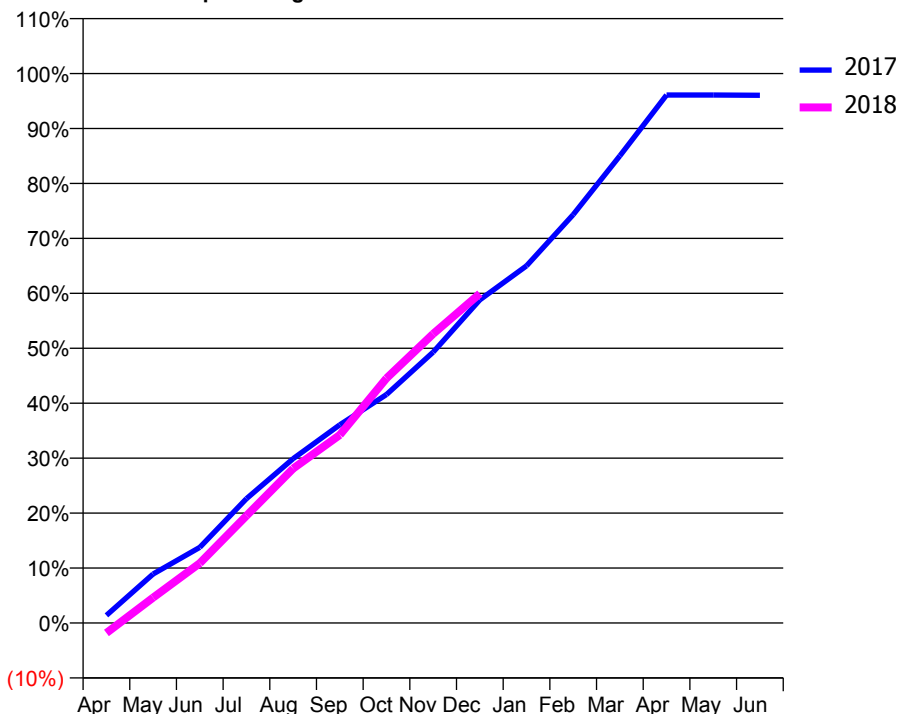
ACCESS*

Patients seen in 24 months	Total	Change since previous quarter
Quarter ending December 2016	6,874	
Quarter ending March 2017	7,049	↑
Quarter ending June 2017	7,076	→
Quarter ending September 2017	7,120	→
Quarter ending December 2017	7,381	↑
Variance since December 2016	7.4%	↑



ACTIVITY

Cumulative percentage of contracted UDA delivered 2017 & 2018



Month	Adjusted Scheduled Activity (UDA)	
	2017	2018
April	239	-315
May	1,535	795
June	2,368	1,873
July	3,895	3,361
August	5,149	4,840
September	6,208	5,890
October	7,156	7,666
November	8,487	9,059
December	10,121	10,319
January	11,189	
February	12,792	
March	14,634	
April	16,540	
May	16,539	
June	16,530	

QUALITY

	Quantity	Base Number	Contract	AT	Region	England
% of FP17s for the same patient ID Re-attending within 3 months - Children	138	2,184	6.3%	10.2%	11.6%	12.0%
% of FP17s for the same patient ID Re-attending within 3 months - Adults	514	4,030	12.8%	15.3%	16.7%	15.9%
% of FP17s for the same patient ID Re-attending between 3 & 9 months - Children	993	2,184	45.5%	48.0%	47.3%	58.0%
% of FP17s for the same patient ID Re-attending between 3 & 9 months - Adults	1,558	4,030	38.7%	38.2%	38.3%	50.5%
% of FP17s for Band 1 Urgent Courses	520	5,640	9.2%	10.0%	10.5%	9.0%
% of FP17s Relating to Free Repair or Replacements	30	5,640	0.5%	0.6%	0.6%	0.8%
% of FP17s Relating to Continuations	7	5,640	0.1%	0.9%	0.8%	1.1%
% of Patients satisfied with the dentistry they have received	5	5	N/A	90.0%	89.0%	91.5%
% of Patients satisfied with the time they had to wait for an appointment	5	5	N/A	87.4%	84.2%	87.9%

* This is based on patients treated on this contract for their most recent course of treatment. Figures in italics indicate the base number of FP17s or Patient Questionnaire responses are less than 100. N/A is shown where the base number of responses is less than 10 during the period. % is calculated as Quantity/Base number*100

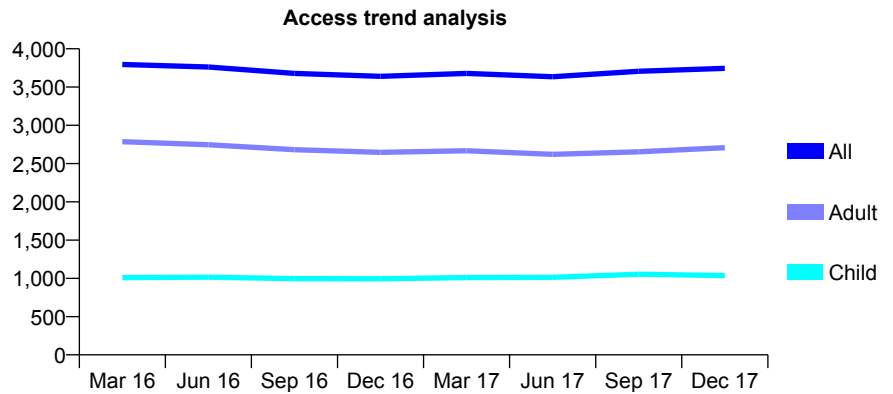
Q63 - Vital Signs At a Glance Contract Report for 262447/0001 - December 2017

Name or company name	MR CC BAILIE
Contract type name	GDS Contract
Purpose of contract	General
Contract start date	01/04/2006
Contract end date	

17/18 Contracted general activity (UDA)	15,000
Carry forward general activity (UDA)	1,623
17/18 Contracted orthodontic activity (UOA)	0
Carry forward orthodontic activity (UOA)	0
Baseline contract value	£536,431.88

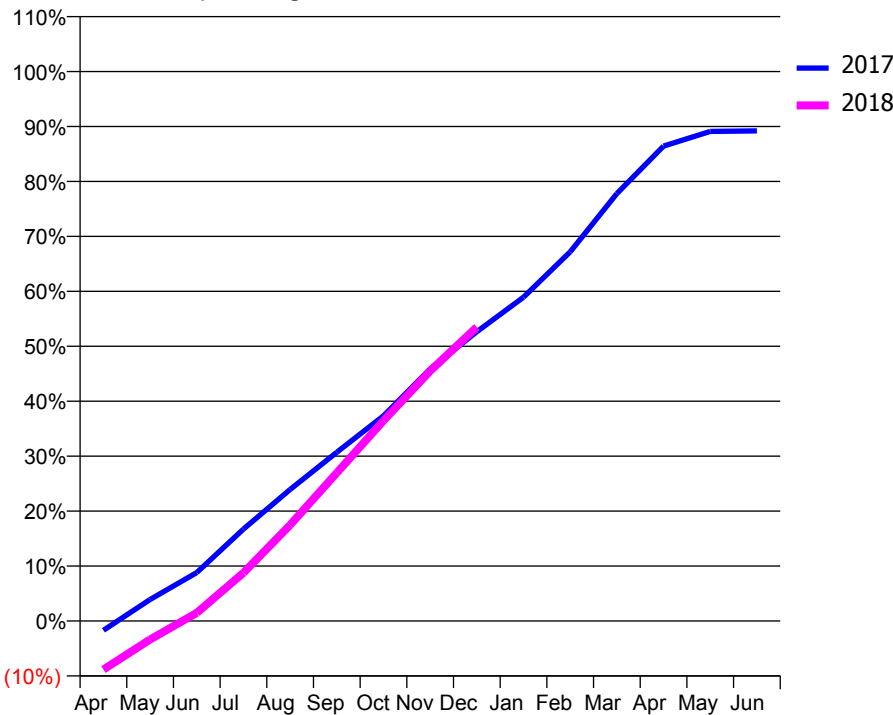
ACCESS*

Patients seen in 24 months	Total	Change since previous quarter
Quarter ending December 2016	3,640	
Quarter ending March 2017	3,678	→
Quarter ending June 2017	3,634	↓
Quarter ending September 2017	3,706	→
Quarter ending December 2017	3,744	→
Variance since December 2016	2.9%	↑



ACTIVITY

Cumulative percentage of contracted UDA delivered 2017 & 2018



Month	Adjusted Scheduled Activity (UDA)	
	2017	2018
April	-257	-1,326
May	588	-506
June	1,325	222
July	2,509	1,316
August	3,590	2,622
September	4,607	4,046
October	5,599	5,470
November	6,881	6,828
December	7,896	8,023
January	8,840	
February	10,079	
March	11,667	
April	12,965	
May	13,364	
June	13,377	

QUALITY

	Quantity	Base Number	Contract	AT	Region	England
% of FP17s for the same patient ID Re-attending within 3 months - Children	71	908	7.8%	10.2%	11.6%	12.0%
% of FP17s for the same patient ID Re-attending within 3 months - Adults	562	2,576	21.8%	15.3%	16.7%	15.9%
% of FP17s for the same patient ID Re-attending between 3 & 9 months - Children	383	908	42.2%	48.0%	47.3%	58.0%
% of FP17s for the same patient ID Re-attending between 3 & 9 months - Adults	861	2,576	33.4%	38.2%	38.3%	50.5%
% of FP17s for Band 1 Urgent Courses	313	3,133	10.0%	10.0%	10.5%	9.0%
% of FP17s Relating to Free Repair or Replacements	25	3,133	0.8%	0.6%	0.6%	0.8%
% of FP17s Relating to Continuations	101	3,133	3.2%	0.9%	0.8%	1.1%
% of Patients satisfied with the dentistry they have received	3	3	N/A	90.0%	89.0%	91.5%
% of Patients satisfied with the time they had to wait for an appointment	3	3	N/A	87.4%	84.2%	87.9%

* This is based on patients treated on this contract for their most recent course of treatment. Figures in italics indicate the base number of FP17s or Patient Questionnaire responses are less than 100. N/A is shown where the base number of responses is less than 10 during the period. % is calculated as Quantity/Base number*100

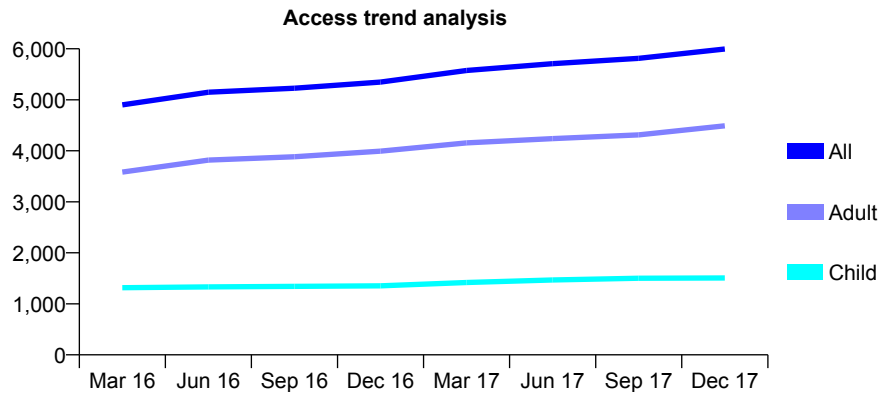
Q63 - Vital Signs At a Glance Contract Report for 262803/0003 - December 2017

Name or company name	MR SA BUTT
Contract type name	GDS Contract
Purpose of contract	General
Contract start date	01/04/2006
Contract end date	

17/18 Contracted general activity (UDA)	23,400
Carry forward general activity (UDA)	0
17/18 Contracted orthodontic activity (UOA)	0
Carry forward orthodontic activity (UOA)	0
Baseline contract value	£703,257.68

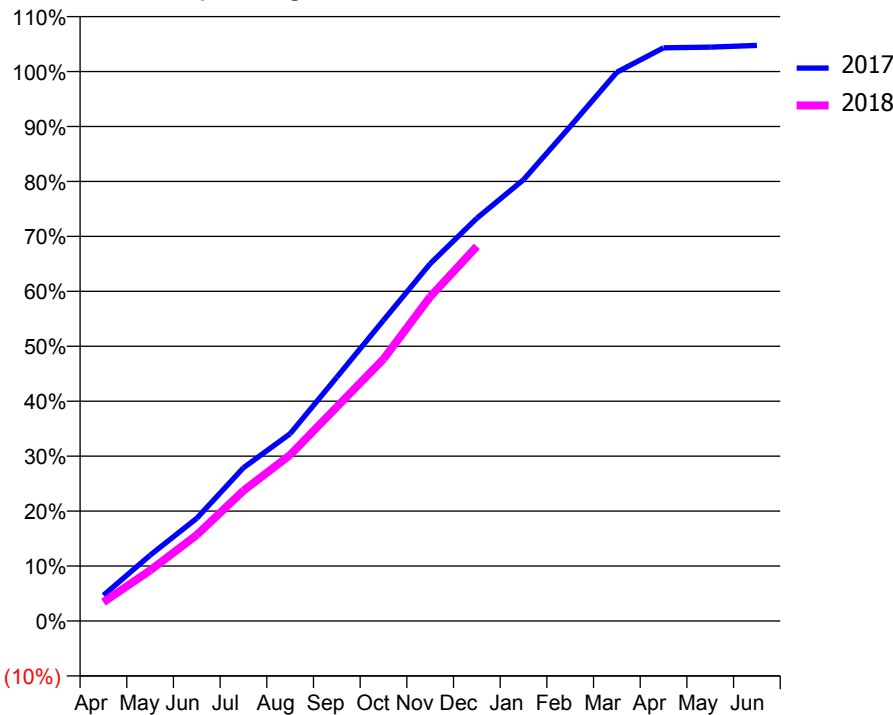
ACCESS*

Patients seen in 24 months	Total	Change since previous quarter
Quarter ending December 2016	5,348	
Quarter ending March 2017	5,574	↑
Quarter ending June 2017	5,709	↑
Quarter ending September 2017	5,814	→
Quarter ending December 2017	5,997	↑
Variance since December 2016	12.1%	↑



ACTIVITY

Cumulative percentage of contracted UDA delivered 2017 & 2018



Month	Adjusted Scheduled Activity (UDA)	
	2017	2018
April	946	804
May	2,432	2,155
June	3,793	3,663
July	5,663	5,551
August	6,921	7,071
September	9,009	9,118
October	11,113	11,154
November	13,200	13,809
December	14,877	15,952
January	16,306	
February	18,268	
March	20,272	
April	21,175	
May	21,202	
June	21,262	

QUALITY

	Quantity	Base Number	Contract	AT	Region	England
% of FP17s for the same patient ID Re-attending within 3 months - Children	163	1,619	10.1%	10.2%	11.6%	12.0%
% of FP17s for the same patient ID Re-attending within 3 months - Adults	969	4,458	21.7%	15.3%	16.7%	15.9%
% of FP17s for the same patient ID Re-attending between 3 & 9 months - Children	788	1,619	48.7%	48.0%	47.3%	58.0%
% of FP17s for the same patient ID Re-attending between 3 & 9 months - Adults	1,589	4,458	35.6%	38.2%	38.3%	50.5%
% of FP17s for Band 1 Urgent Courses	918	5,425	16.9%	10.0%	10.5%	9.0%
% of FP17s Relating to Free Repair or Replacements	22	5,425	0.4%	0.6%	0.6%	0.8%
% of FP17s Relating to Continuations	42	5,425	0.8%	0.9%	0.8%	1.1%
% of Patients satisfied with the dentistry they have received	7	7	N/A	90.0%	89.0%	91.5%
% of Patients satisfied with the time they had to wait for an appointment	7	7	N/A	87.4%	84.2%	87.9%

* This is based on patients treated on this contract for their most recent course of treatment. Figures in italics indicate the base number of FP17s or Patient Questionnaire responses are less than 100. N/A is shown where the base number of responses is less than 10 during the period. % is calculated as Quantity/Base number*100

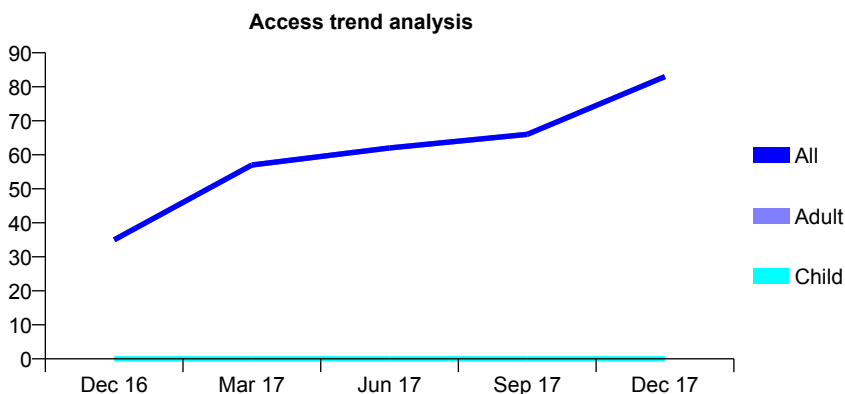
Q63 - Vital Signs At a Glance Contract Report for 262803/0006 - December 2017

Name or company name	MR SA BUTT
Contract type name	PDS Contract
Purpose of contract	General
Contract start date	01/06/2013
Contract end date	31/03/2018

17/18 Contracted general activity (UDA)	300
Carry forward general activity (UDA)	0
17/18 Contracted orthodontic activity (UOA)	0
Carry forward orthodontic activity (UOA)	0
Baseline contract value	£16,514.04

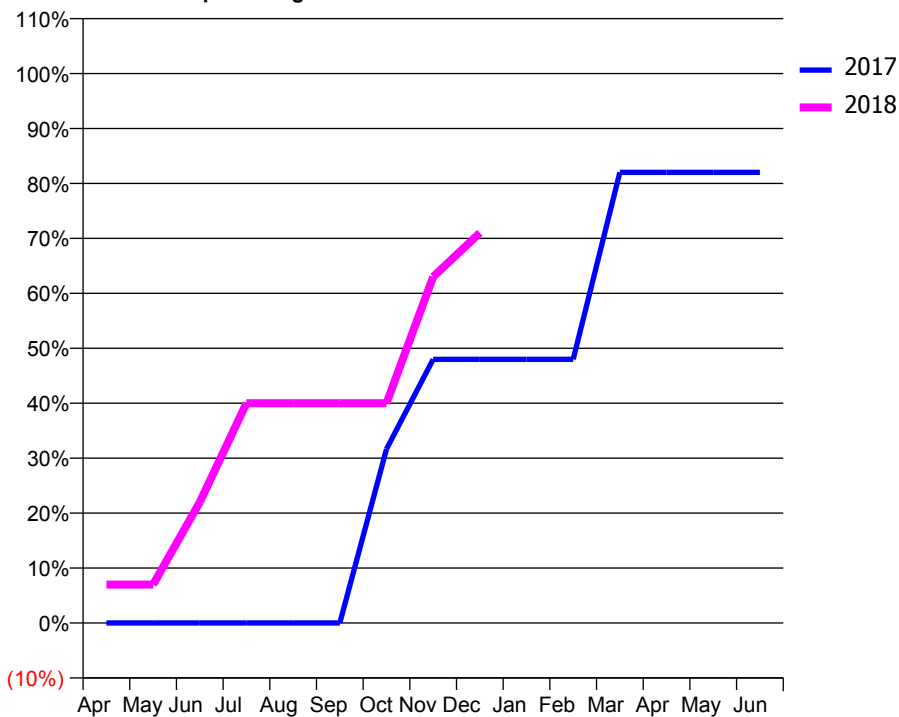
ACCESS*

Patients seen in 24 months	Total	Change since previous quarter
Quarter ending December 2016	35	
Quarter ending March 2017	57	↑
Quarter ending June 2017	62	↑
Quarter ending September 2017	66	↑
Quarter ending December 2017	83	↑
Variance since December 2016	137.1%	↑



ACTIVITY

Cumulative percentage of contracted UDA delivered 2017 & 2018



Month	Adjusted Scheduled Activity (UDA)	
	2017	2018
April	0	21
May	0	21
June	0	66
July	0	120
August	0	120
September	0	120
October	95	120
November	144	189
December	144	213
January	144	
February	144	
March	246	
April	246	
May	246	
June	246	

QUALITY

	Quantity	Base Number	Contract	AT	Region	England
% of FP17s for the same patient ID Re-attending within 3 months - Children	0	0	N/A	10.2%	11.6%	12.0%
% of FP17s for the same patient ID Re-attending within 3 months - Adults	0	71	0.0%	15.3%	16.7%	15.9%
% of FP17s for the same patient ID Re-attending between 3 & 9 months - Children	0	0	N/A	48.0%	47.3%	58.0%
% of FP17s for the same patient ID Re-attending between 3 & 9 months - Adults	0	71	0.0%	38.2%	38.3%	50.5%
% of FP17s for Band 1 Urgent Courses	0	71	0.0%	10.0%	10.5%	9.0%
% of FP17s Relating to Free Repair or Replacements	0	71	0.0%	0.6%	0.6%	0.8%
% of FP17s Relating to Continuations	0	71	0.0%	0.9%	0.8%	1.1%
% of Patients satisfied with the dentistry they have received	0	0	N/A	90.0%	89.0%	91.5%
% of Patients satisfied with the time they had to wait for an appointment	0	0	N/A	87.4%	84.2%	87.9%

* This is based on patients treated on this contract for their most recent course of treatment. Figures in italics indicate the base number of FP17s or Patient Questionnaire responses are less than 100. N/A is shown where the base number of responses is less than 10 during the period. % is calculated as Quantity/Base number*100

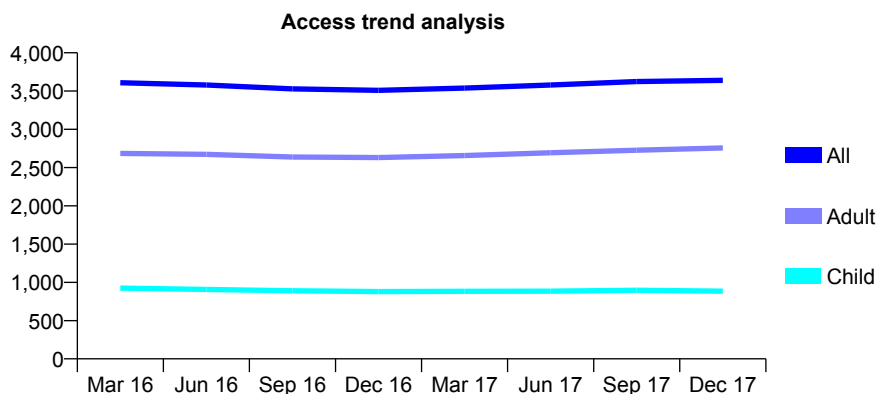
Q63 - Vital Signs At a Glance Contract Report for 263850/0001 - December 2017

Name or company name	MR SG JOHN
Contract type name	GDS Contract
Purpose of contract	General
Contract start date	01/04/2006
Contract end date	

17/18 Contracted general activity (UDA)	9,242
Carry forward general activity (UDA)	285
17/18 Contracted orthodontic activity (UOA)	0
Carry forward orthodontic activity (UOA)	0
Baseline contract value	£291,225.65

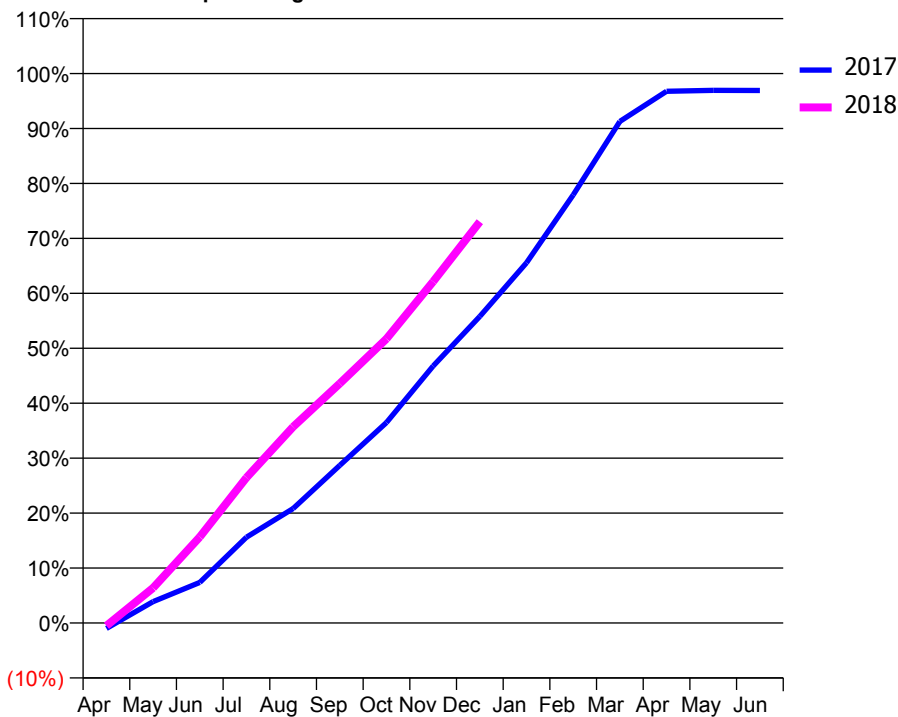
ACCESS*

Patients seen in 24 months	Total	Change since previous quarter
Quarter ending December 2016	3,510	
Quarter ending March 2017	3,539	→
Quarter ending June 2017	3,579	→
Quarter ending September 2017	3,624	→
Quarter ending December 2017	3,640	→
Variance since December 2016	3.7%	↑



ACTIVITY

Cumulative percentage of contracted UDA delivered 2017 & 2018



Month	Adjusted Scheduled Activity (UDA)	
	2017	2018
April	-93	-49
May	360	590
June	682	1,447
July	1,443	2,446
August	1,925	3,300
September	2,653	4,029
October	3,372	4,780
November	4,323	5,744
December	5,158	6,749
January	6,060	
February	7,201	
March	8,437	
April	8,944	
May	8,958	
June	8,957	

QUALITY

	Quantity	Base Number	Contract	AT	Region	England
% of FP17s for the same patient ID Re-attending within 3 months - Children	24	622	3.9%	10.2%	11.6%	12.0%
% of FP17s for the same patient ID Re-attending within 3 months - Adults	179	2,064	8.7%	15.3%	16.7%	15.9%
% of FP17s for the same patient ID Re-attending between 3 & 9 months - Children	177	622	28.5%	48.0%	47.3%	58.0%
% of FP17s for the same patient ID Re-attending between 3 & 9 months - Adults	753	2,064	36.5%	38.2%	38.3%	50.5%
% of FP17s for Band 1 Urgent Courses	151	2,146	7.0%	10.0%	10.5%	9.0%
% of FP17s Relating to Free Repair or Replacements	2	2,146	0.1%	0.6%	0.6%	0.8%
% of FP17s Relating to Continuations	13	2,146	0.6%	0.9%	0.8%	1.1%
% of Patients satisfied with the dentistry they have received	7	7	N/A	90.0%	89.0%	91.5%
% of Patients satisfied with the time they had to wait for an appointment	5	7	N/A	87.4%	84.2%	87.9%

* This is based on patients treated on this contract for their most recent course of treatment. Figures in italics indicate the base number of FP17s or Patient Questionnaire responses are less than 100. N/A is shown where the base number of responses is less than 10 during the period. % is calculated as Quantity/Base number*100

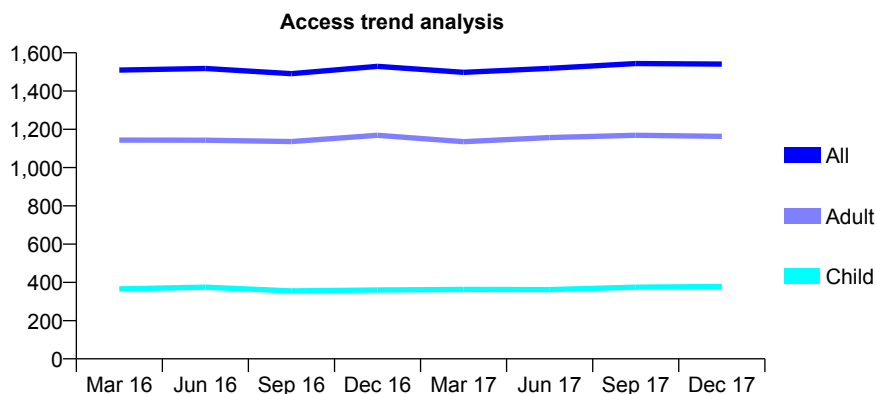
Q63 - Vital Signs At a Glance Contract Report for 264296/0001 - December 2017

Name or company name	MR RD VAZIRI
Contract type name	GDS Contract
Purpose of contract	General
Contract start date	01/04/2006
Contract end date	

17/18 Contracted general activity (UDA)	4,996
Carry forward general activity (UDA)	41
17/18 Contracted orthodontic activity (UOA)	0
Carry forward orthodontic activity (UOA)	0
Baseline contract value	£147,914.78

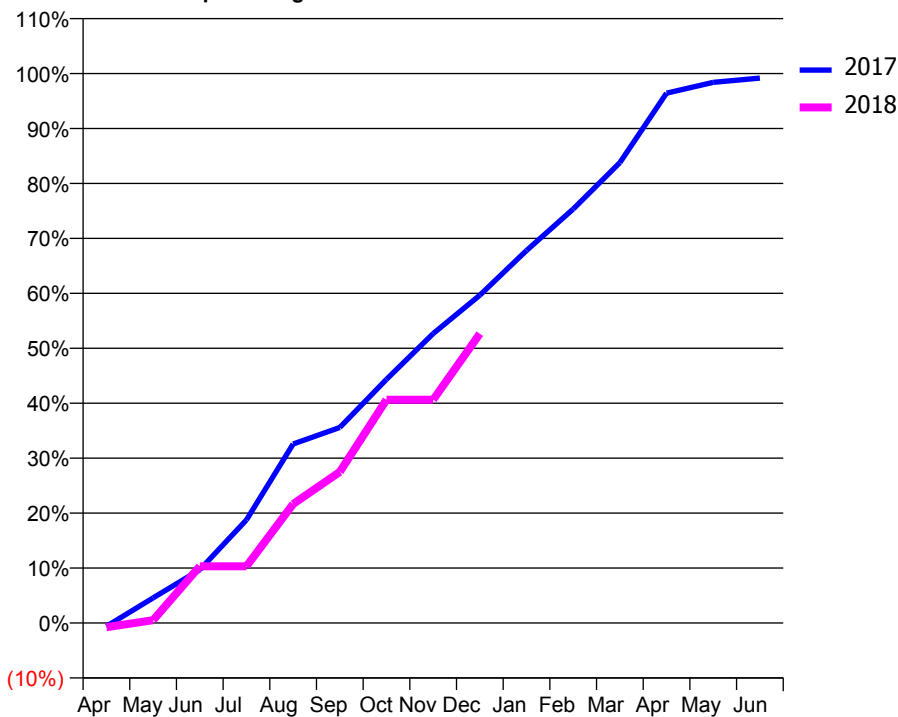
ACCESS*

Patients seen in 24 months	Total	Change since previous quarter
Quarter ending December 2016	1,529	
Quarter ending March 2017	1,498	↓
Quarter ending June 2017	1,519	→
Quarter ending September 2017	1,544	→
Quarter ending December 2017	1,541	→
Variance since December 2016	0.8%	→



ACTIVITY

Cumulative percentage of contracted UDA delivered 2017 & 2018



Month	Adjusted Scheduled Activity (UDA)	
	2017	2018
April	-30	-40
May	229	26
June	484	516
July	937	516
August	1,628	1,082
September	1,778	1,374
October	2,215	2,030
November	2,632	2,030
December	2,981	2,630
January	3,387	
February	3,764	
March	4,185	
April	4,817	
May	4,916	
June	4,955	

QUALITY

	Quantity	Base Number	Contract	AT	Region	England
% of FP17s for the same patient ID Re-attending within 3 months - Children	16	272	5.9%	10.2%	11.6%	12.0%
% of FP17s for the same patient ID Re-attending within 3 months - Adults	68	693	9.8%	15.3%	16.7%	15.9%
% of FP17s for the same patient ID Re-attending between 3 & 9 months - Children	62	272	22.8%	48.0%	47.3%	58.0%
% of FP17s for the same patient ID Re-attending between 3 & 9 months - Adults	121	693	17.5%	38.2%	38.3%	50.5%
% of FP17s for Band 1 Urgent Courses	147	834	17.6%	10.0%	10.5%	9.0%
% of FP17s Relating to Free Repair or Replacements	1	834	0.1%	0.6%	0.6%	0.8%
% of FP17s Relating to Continuations	8	834	1.0%	0.9%	0.8%	1.1%
% of Patients satisfied with the dentistry they have received	0	0	N/A	90.0%	89.0%	91.5%
% of Patients satisfied with the time they had to wait for an appointment	0	0	N/A	87.4%	84.2%	87.9%

* This is based on patients treated on this contract for their most recent course of treatment. Figures in italics indicate the base number of FP17s or Patient Questionnaire responses are less than 100. N/A is shown where the base number of responses is less than 10 during the period. % is calculated as Quantity/Base number*100

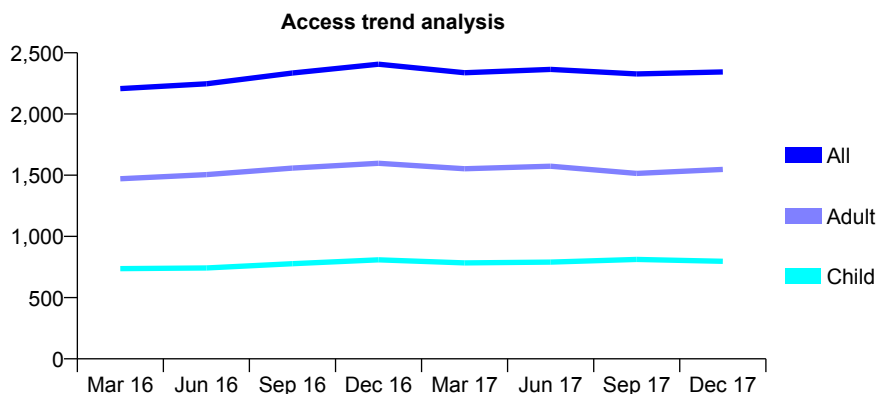
Q63 - Vital Signs At a Glance Contract Report for 264636/0002 - December 2017

Name or company name	MR O DADASHIAN
Contract type name	GDS Contract
Purpose of contract	General
Contract start date	01/04/2011
Contract end date	

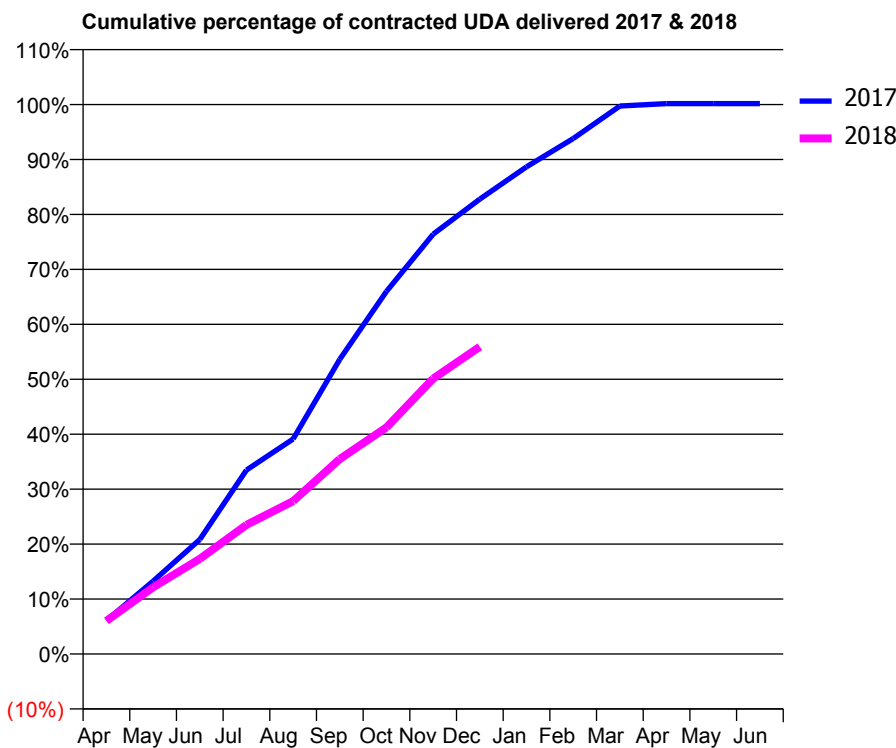
17/18 Contracted general activity (UDA)	6,020
Carry forward general activity (UDA)	-10
17/18 Contracted orthodontic activity (UOA)	0
Carry forward orthodontic activity (UOA)	0
Baseline contract value	£175,311.10

ACCESS*

Patients seen in 24 months	Total	Change since previous quarter
Quarter ending December 2016	2,407	
Quarter ending March 2017	2,337	↓
Quarter ending June 2017	2,364	→
Quarter ending September 2017	2,327	↓
Quarter ending December 2017	2,344	→
Variance since December 2016	(2.6%)	↓



ACTIVITY



Month	Adjusted Scheduled Activity (UDA)	
	2017	2018
April	367	363
May	799	731
June	1,255	1,043
July	2,015	1,414
August	2,355	1,675
September	3,229	2,137
October	3,973	2,483
November	4,599	3,018
December	4,984	3,366
January	5,337	
February	5,646	
March	6,004	
April	6,030	
May	6,030	
June	6,030	

QUALITY

	Quantity	Base Number	Contract	AT	Region	England
% of FP17s for the same patient ID Re-attending within 3 months - Children	46	631	7.3%	10.2%	11.6%	12.0%
% of FP17s for the same patient ID Re-attending within 3 months - Adults	139	1,025	13.6%	15.3%	16.7%	15.9%
% of FP17s for the same patient ID Re-attending between 3 & 9 months - Children	206	631	32.6%	48.0%	47.3%	58.0%
% of FP17s for the same patient ID Re-attending between 3 & 9 months - Adults	285	1,025	27.8%	38.2%	38.3%	50.5%
% of FP17s for Band 1 Urgent Courses	176	1,652	10.7%	10.0%	10.5%	9.0%
% of FP17s Relating to Free Repair or Replacements	1	1,652	0.1%	0.6%	0.6%	0.8%
% of FP17s Relating to Continuations	6	1,652	0.4%	0.9%	0.8%	1.1%
% of Patients satisfied with the dentistry they have received	3	3	N/A	90.0%	89.0%	91.5%
% of Patients satisfied with the time they had to wait for an appointment	1	3	N/A	87.4%	84.2%	87.9%

* This is based on patients treated on this contract for their most recent course of treatment. Figures in italics indicate the base number of FP17s or Patient Questionnaire responses are less than 100. N/A is shown where the base number of responses is less than 10 during the period. % is calculated as Quantity/Base number*100

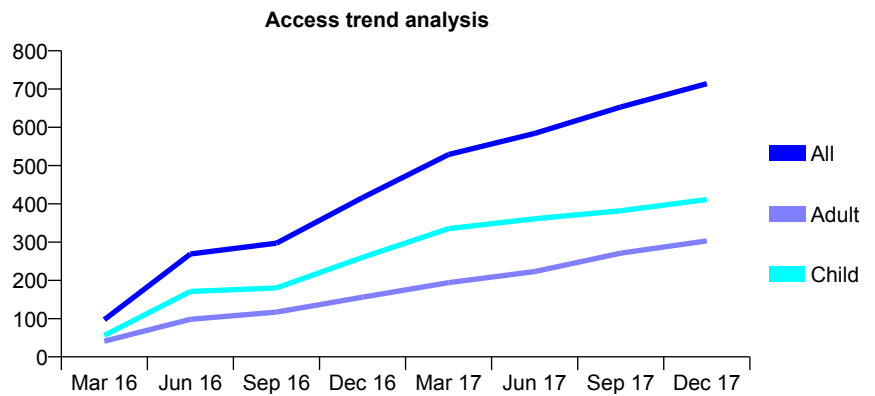
Q63 - Vital Signs At a Glance Contract Report for 264636/0003 - December 2017

Name or company name	MR O DADASHIAN
Contract type name	GDS Contract
Purpose of contract	General
Contract start date	01/11/2015
Contract end date	

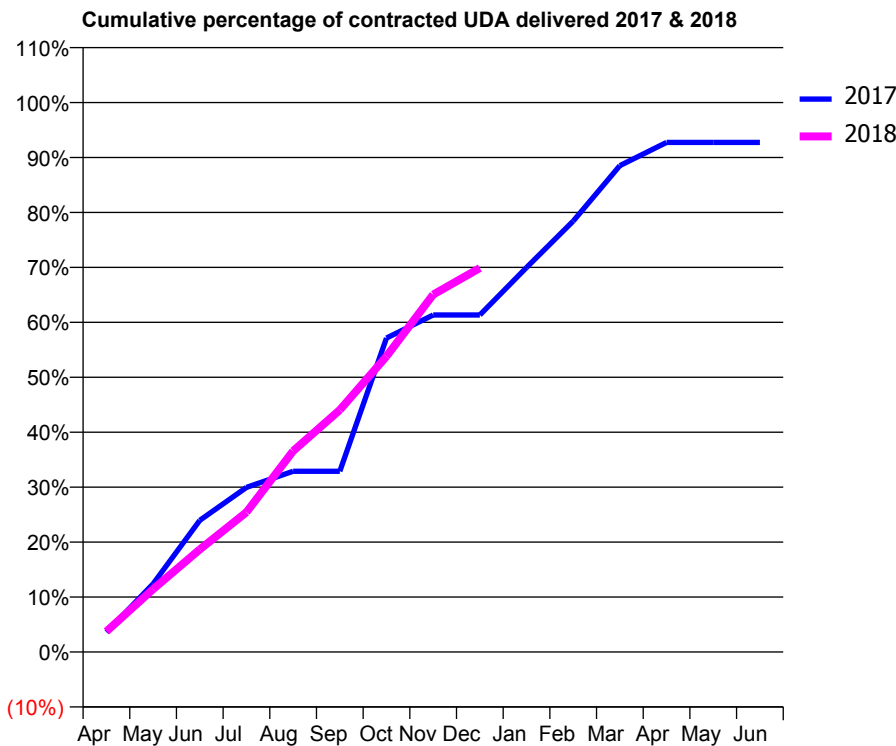
17/18 Contracted general activity (UDA)	1,585
Carry forward general activity (UDA)	0
17/18 Contracted orthodontic activity (UOA)	0
Carry forward orthodontic activity (UOA)	0
Baseline contract value	£32,825.86

ACCESS*

Patients seen in 24 months	Total	Change since previous quarter
Quarter ending December 2016	416	
Quarter ending March 2017	529	↑
Quarter ending June 2017	584	↑
Quarter ending September 2017	653	↑
Quarter ending December 2017	714	↑
Variance since December 2016	71.6%	↑



ACTIVITY



Month	Adjusted Scheduled Activity (UDA)	
	2017	2018
April	57	59
May	197	181
June	380	296
July	475	403
August	521	580
September	521	698
October	906	853
November	972	1,031
December	972	1,107
January	1,109	
February	1,243	
March	1,403	
April	1,470	
May	1,470	
June	1,470	

QUALITY

	Quantity	Base Number	Contract	AT	Region	England
% of FP17s for the same patient ID Re-attending within 3 months - Children	21	369	5.7%	10.2%	11.6%	12.0%
% of FP17s for the same patient ID Re-attending within 3 months - Adults	29	216	13.4%	15.3%	16.7%	15.9%
% of FP17s for the same patient ID Re-attending between 3 & 9 months - Children	169	369	45.8%	48.0%	47.3%	58.0%
% of FP17s for the same patient ID Re-attending between 3 & 9 months - Adults	59	216	27.3%	38.2%	38.3%	50.5%
% of FP17s for Band 1 Urgent Courses	42	560	7.5%	10.0%	10.5%	9.0%
% of FP17s Relating to Free Repair or Replacements	0	560	0.0%	0.6%	0.6%	0.8%
% of FP17s Relating to Continuations	0	560	0.0%	0.9%	0.8%	1.1%
% of Patients satisfied with the dentistry they have received	0	0	N/A	90.0%	89.0%	91.5%
% of Patients satisfied with the time they had to wait for an appointment	0	0	N/A	87.4%	84.2%	87.9%

* This is based on patients treated on this contract for their most recent course of treatment. Figures in italics indicate the base number of FP17s or Patient Questionnaire responses are less than 100. N/A is shown where the base number of responses is less than 10 during the period. % is calculated as Quantity/Base number*100

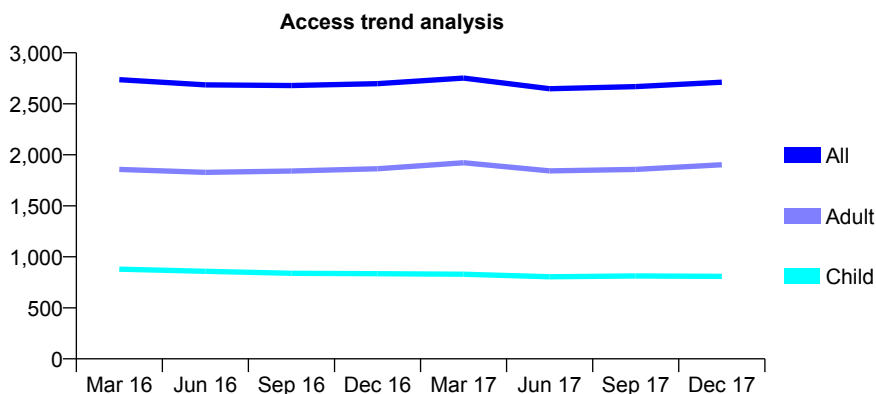
Q63 - Vital Signs At a Glance Contract Report for 271500/0001 - December 2017

Name or company name	MR P MAZAHERI
Contract type name	GDS Contract
Purpose of contract	General
Contract start date	01/04/2006
Contract end date	

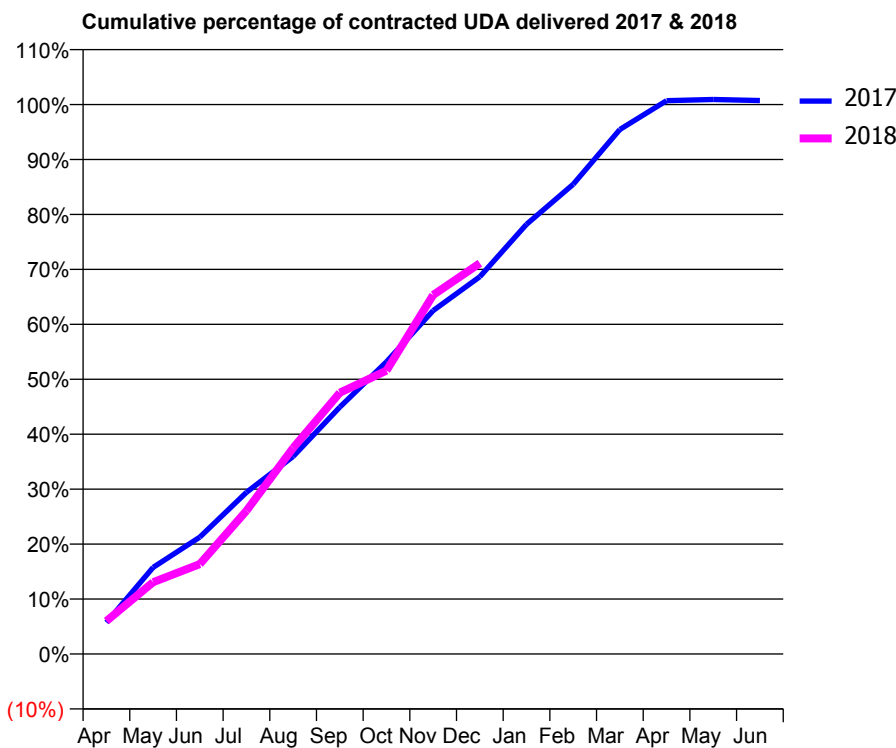
17/18 Contracted general activity (UDA)	6,109
Carry forward general activity (UDA)	-44
17/18 Contracted orthodontic activity (UOA)	0
Carry forward orthodontic activity (UOA)	0
Baseline contract value	£183,757.32

ACCESS*

Patients seen in 24 months	Total	Change since previous quarter
Quarter ending December 2016	2,698	
Quarter ending March 2017	2,752	↑
Quarter ending June 2017	2,648	↓
Quarter ending September 2017	2,669	→
Quarter ending December 2017	2,712	→
Variance since December 2016	0.5%	→



ACTIVITY



Month	Adjusted Scheduled Activity (UDA)	
	2017	2018
April	351	367
May	962	798
June	1,300	999
July	1,797	1,594
August	2,196	2,291
September	2,745	2,904
October	3,248	3,151
November	3,818	3,991
December	4,194	4,345
January	4,777	
February	5,222	
March	5,831	
April	6,152	
May	6,165	
June	6,153	

QUALITY

	Quantity	Base Number	Contract	AT	Region	England
% of FP17s for the same patient ID Re-attending within 3 months - Children	35	770	4.5%	10.2%	11.6%	12.0%
% of FP17s for the same patient ID Re-attending within 3 months - Adults	225	1,469	15.3%	15.3%	16.7%	15.9%
% of FP17s for the same patient ID Re-attending between 3 & 9 months - Children	435	770	56.5%	48.0%	47.3%	58.0%
% of FP17s for the same patient ID Re-attending between 3 & 9 months - Adults	470	1,469	32.0%	38.2%	38.3%	50.5%
% of FP17s for Band 1 Urgent Courses	179	2,107	8.5%	10.0%	10.5%	9.0%
% of FP17s Relating to Free Repair or Replacements	9	2,107	0.4%	0.6%	0.6%	0.8%
% of FP17s Relating to Continuations	11	2,107	0.5%	0.9%	0.8%	1.1%
% of Patients satisfied with the dentistry they have received	0	0	N/A	90.0%	89.0%	91.5%
% of Patients satisfied with the time they had to wait for an appointment	0	0	N/A	87.4%	84.2%	87.9%

* This is based on patients treated on this contract for their most recent course of treatment. Figures in italics indicate the base number of FP17s or Patient Questionnaire responses are less than 100. N/A is shown where the base number of responses is less than 10 during the period. % is calculated as Quantity/Base number*100

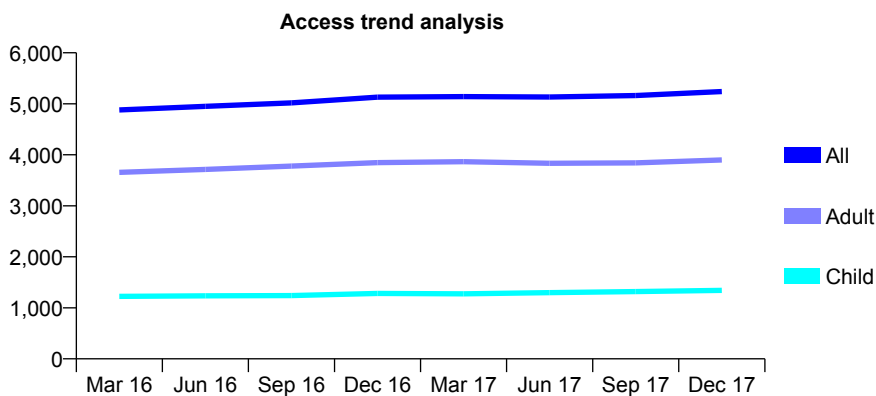
Q63 - Vital Signs At a Glance Contract Report for 272833/0001 - December 2017

Name or company name	MR D GOVINDASAMI
Contract type name	GDS Contract
Purpose of contract	General
Contract start date	01/04/2006
Contract end date	

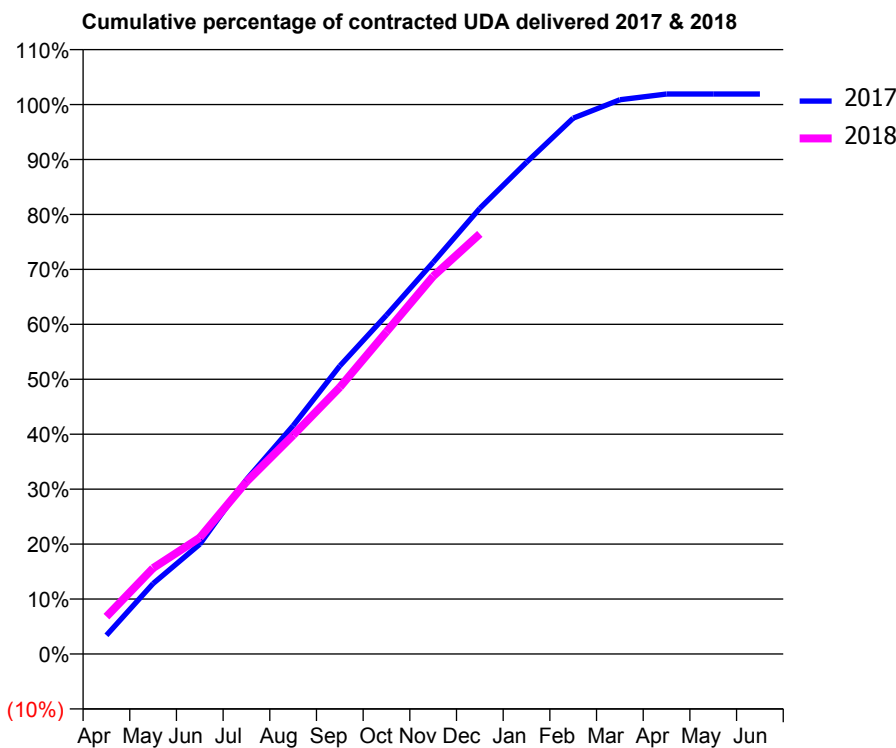
17/18 Contracted general activity (UDA)	11,557
Carry forward general activity (UDA)	-221
17/18 Contracted orthodontic activity (UOA)	0
Carry forward orthodontic activity (UOA)	0
Baseline contract value	£282,822.98

ACCESS*

Patients seen in 24 months	Total	Change since previous quarter
Quarter ending December 2016	5,131	
Quarter ending March 2017	5,140	→
Quarter ending June 2017	5,134	→
Quarter ending September 2017	5,161	→
Quarter ending December 2017	5,241	→
Variance since December 2016	2.1%	↑



ACTIVITY



Month	Adjusted Scheduled Activity (UDA)	
	2017	2018
April	395	788
May	1,482	1,806
June	2,308	2,448
July	3,670	3,621
August	4,803	4,601
September	6,058	5,609
October	7,128	6,777
November	8,239	7,943
December	9,374	8,836
January	10,341	
February	11,269	
March	11,656	
April	11,778	
May	11,778	
June	11,778	

QUALITY

	Quantity	Base Number	Contract	AT	Region	England
% of FP17s for the same patient ID Re-attending within 3 months - Children	85	1,536	5.5%	10.2%	11.6%	12.0%
% of FP17s for the same patient ID Re-attending within 3 months - Adults	457	4,031	11.3%	15.3%	16.7%	15.9%
% of FP17s for the same patient ID Re-attending between 3 & 9 months - Children	937	1,536	61.0%	48.0%	47.3%	58.0%
% of FP17s for the same patient ID Re-attending between 3 & 9 months - Adults	2,150	4,031	53.3%	38.2%	38.3%	50.5%
% of FP17s for Band 1 Urgent Courses	292	5,001	5.8%	10.0%	10.5%	9.0%
% of FP17s Relating to Free Repair or Replacements	58	5,001	1.2%	0.6%	0.6%	0.8%
% of FP17s Relating to Continuations	58	5,001	1.2%	0.9%	0.8%	1.1%
% of Patients satisfied with the dentistry they have received	4	4	N/A	90.0%	89.0%	91.5%
% of Patients satisfied with the time they had to wait for an appointment	4	4	N/A	87.4%	84.2%	87.9%

* This is based on patients treated on this contract for their most recent course of treatment. Figures in italics indicate the base number of FP17s or Patient Questionnaire responses are less than 100. N/A is shown where the base number of responses is less than 10 during the period. % is calculated as Quantity/Base number*100

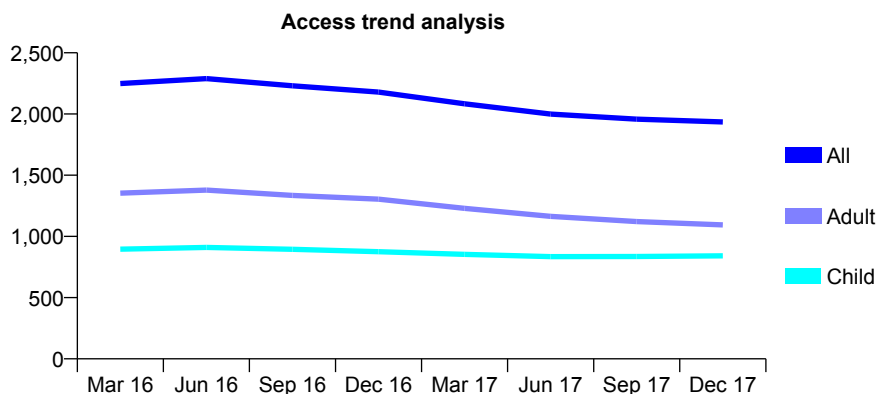
Q63 - Vital Signs At a Glance Contract Report for 273740/0003 - December 2017

Name or company name	MR J PATEL
Contract type name	GDS Contract
Purpose of contract	General and Orthodontic
Contract start date	01/10/2013
Contract end date	

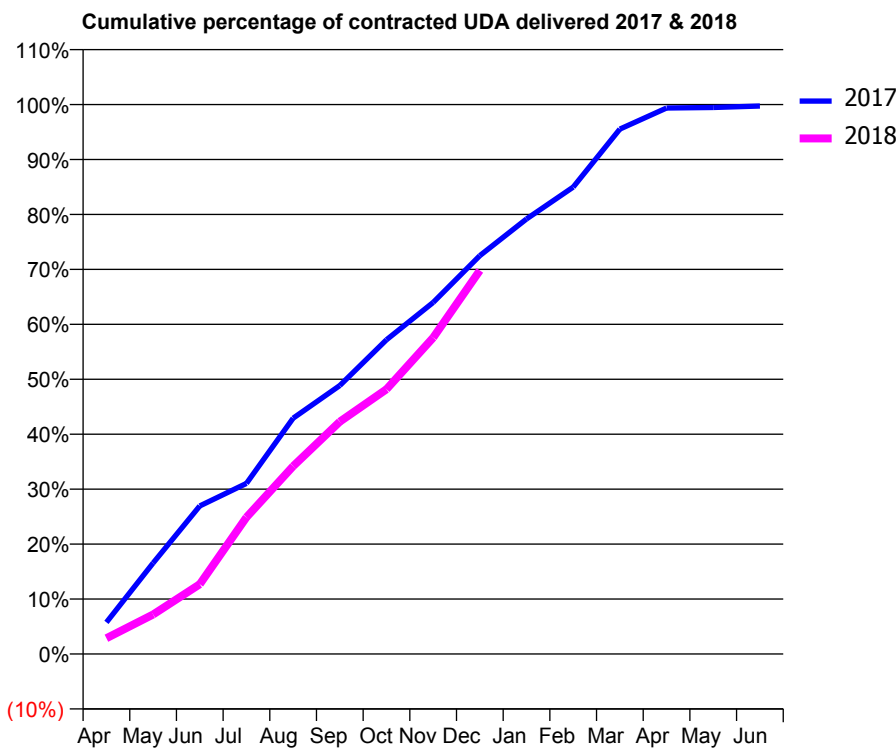
17/18 Contracted general activity (UDA)	4,500
Carry forward general activity (UDA)	0
17/18 Contracted orthodontic activity (UOA)	750
Carry forward orthodontic activity (UOA)	0
Baseline contract value	£152,113.45

ACCESS*

Patients seen in 24 months	Total	Change since previous quarter
Quarter ending December 2016	2,179	
Quarter ending March 2017	2,083	↓
Quarter ending June 2017	1,999	↓
Quarter ending September 2017	1,958	↓
Quarter ending December 2017	1,935	↓
Variance since December 2016	(11.2%)	↓



ACTIVITY



Month	Adjusted Scheduled Activity (UDA)	
	2017	2018
April	260	129
May	746	324
June	1,212	571
July	1,397	1,120
August	1,931	1,538
September	2,199	1,903
October	2,574	2,169
November	2,879	2,590
December	3,262	3,141
January	3,562	
February	3,823	
March	4,298	
April	4,471	
May	4,476	
June	4,488	

QUALITY

	Quantity	Base Number	Contract	AT	Region	England
% of FP17s for the same patient ID Re-attending within 3 months - Children	147	894	16.4%	10.2%	11.6%	12.0%
% of FP17s for the same patient ID Re-attending within 3 months - Adults	123	805	15.3%	15.3%	16.7%	15.9%
% of FP17s for the same patient ID Re-attending between 3 & 9 months - Children	389	894	43.5%	48.0%	47.3%	58.0%
% of FP17s for the same patient ID Re-attending between 3 & 9 months - Adults	279	805	34.7%	38.2%	38.3%	50.5%
% of FP17s for Band 1 Urgent Courses	163	1,527	10.7%	10.0%	10.5%	9.0%
% of FP17s Relating to Free Repair or Replacements	14	1,527	0.9%	0.6%	0.6%	0.8%
% of FP17s Relating to Continuations	43	1,527	2.8%	0.9%	0.8%	1.1%
% of Patients satisfied with the dentistry they have received	2	2	N/A	90.0%	89.0%	91.5%
% of Patients satisfied with the time they had to wait for an appointment	2	2	N/A	87.4%	84.2%	87.9%

* This is based on patients treated on this contract for their most recent course of treatment. Figures in italics indicate the base number of FP17s or Patient Questionnaire responses are less than 100. N/A is shown where the base number of responses is less than 10 during the period. % is calculated as Quantity/Base number*100

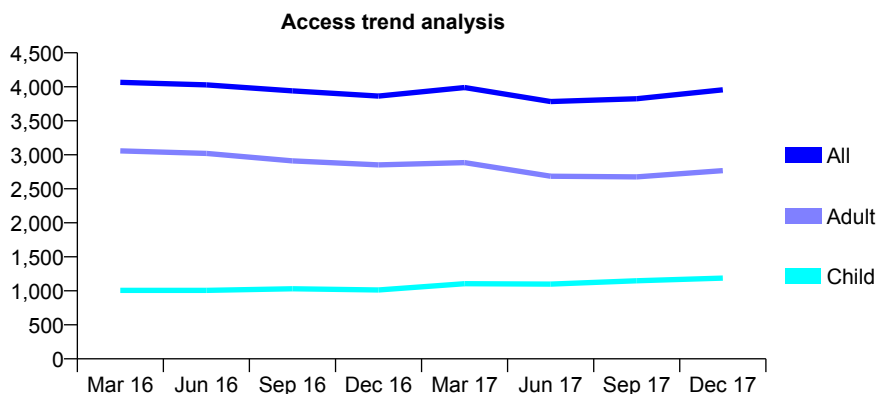
Q63 - Vital Signs At a Glance Contract Report for 274526/0001 - December 2017

Name or company name	MR DC O'CONNOR
Contract type name	GDS Contract
Purpose of contract	General
Contract start date	01/04/2006
Contract end date	

17/18 Contracted general activity (UDA)	13,409
Carry forward general activity (UDA)	526
17/18 Contracted orthodontic activity (UOA)	0
Carry forward orthodontic activity (UOA)	0
Baseline contract value	£426,091.94

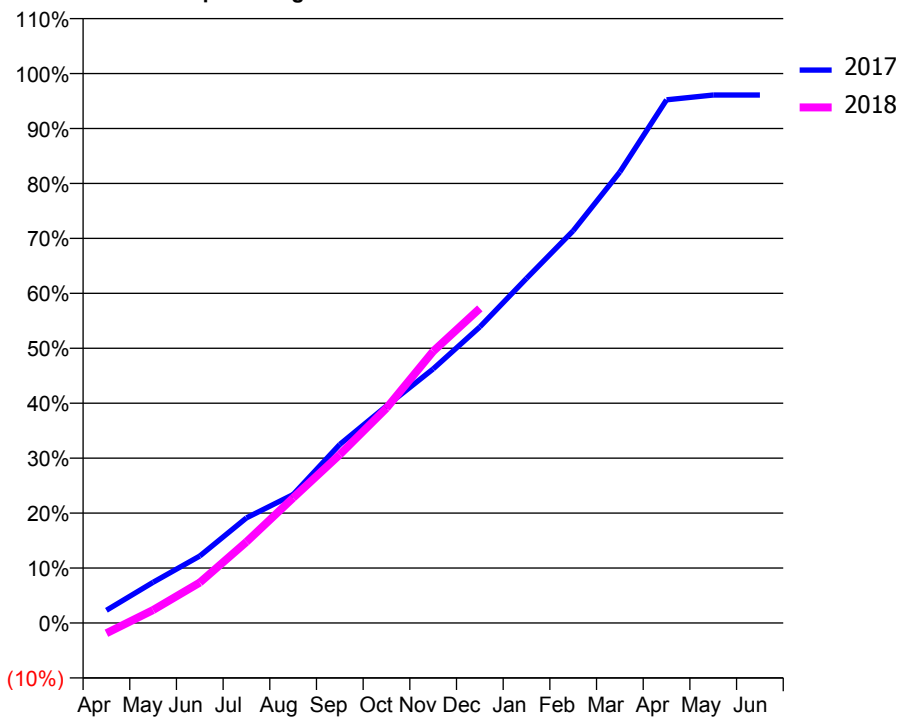
ACCESS*

Patients seen in 24 months	Total	Change since previous quarter
Quarter ending December 2016	3,864	
Quarter ending March 2017	3,990	↑
Quarter ending June 2017	3,784	↓
Quarter ending September 2017	3,824	→
Quarter ending December 2017	3,956	↑
Variance since December 2016	2.4%	↑



ACTIVITY

Cumulative percentage of contracted UDA delivered 2017 & 2018



Month	Adjusted Scheduled Activity (UDA)	
	2017	2018
April	311	-253
May	994	317
June	1,636	988
July	2,566	1,980
August	3,135	3,055
September	4,360	4,111
October	5,297	5,243
November	6,202	6,631
December	7,224	7,678
January	8,411	
February	9,571	
March	11,005	
April	12,767	
May	12,883	
June	12,883	

QUALITY

	Quantity	Base Number	Contract	AT	Region	England
% of FP17s for the same patient ID Re-attending within 3 months - Children	76	1,196	6.4%	10.2%	11.6%	12.0%
% of FP17s for the same patient ID Re-attending within 3 months - Adults	379	2,411	15.7%	15.3%	16.7%	15.9%
% of FP17s for the same patient ID Re-attending between 3 & 9 months - Children	521	1,196	43.6%	48.0%	47.3%	58.0%
% of FP17s for the same patient ID Re-attending between 3 & 9 months - Adults	853	2,411	35.4%	38.2%	38.3%	50.5%
% of FP17s for Band 1 Urgent Courses	510	3,146	16.2%	10.0%	10.5%	9.0%
% of FP17s Relating to Free Repair or Replacements	3	3,146	0.1%	0.6%	0.6%	0.8%
% of FP17s Relating to Continuations	35	3,146	1.1%	0.9%	0.8%	1.1%
% of Patients satisfied with the dentistry they have received	1	1	N/A	90.0%	89.0%	91.5%
% of Patients satisfied with the time they had to wait for an appointment	1	1	N/A	87.4%	84.2%	87.9%

* This is based on patients treated on this contract for their most recent course of treatment. Figures in italics indicate the base number of FP17s or Patient Questionnaire responses are less than 100. N/A is shown where the base number of responses is less than 10 during the period. % is calculated as Quantity/Base number*100

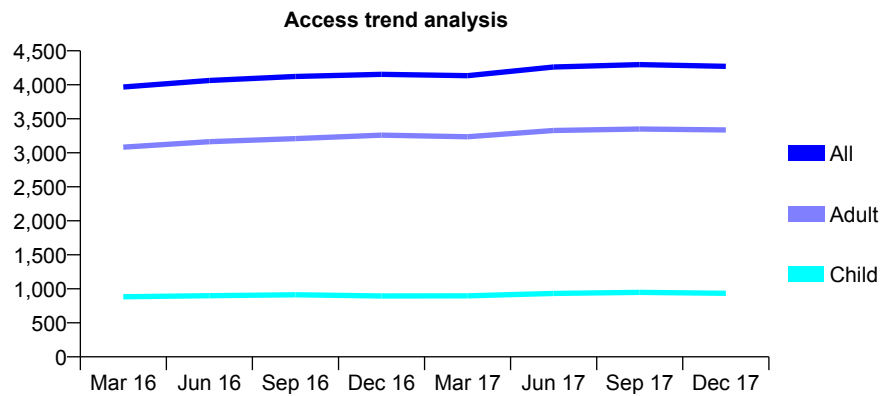
Q63 - Vital Signs At a Glance Contract Report for 276928/0001 - December 2017

Name or company name	MS T SINGH
Contract type name	GDS Contract
Purpose of contract	General
Contract start date	01/09/2013
Contract end date	

17/18 Contracted general activity (UDA)	17,743
Carry forward general activity (UDA)	472
17/18 Contracted orthodontic activity (UOA)	0
Carry forward orthodontic activity (UOA)	0
Baseline contract value	£497,507.64

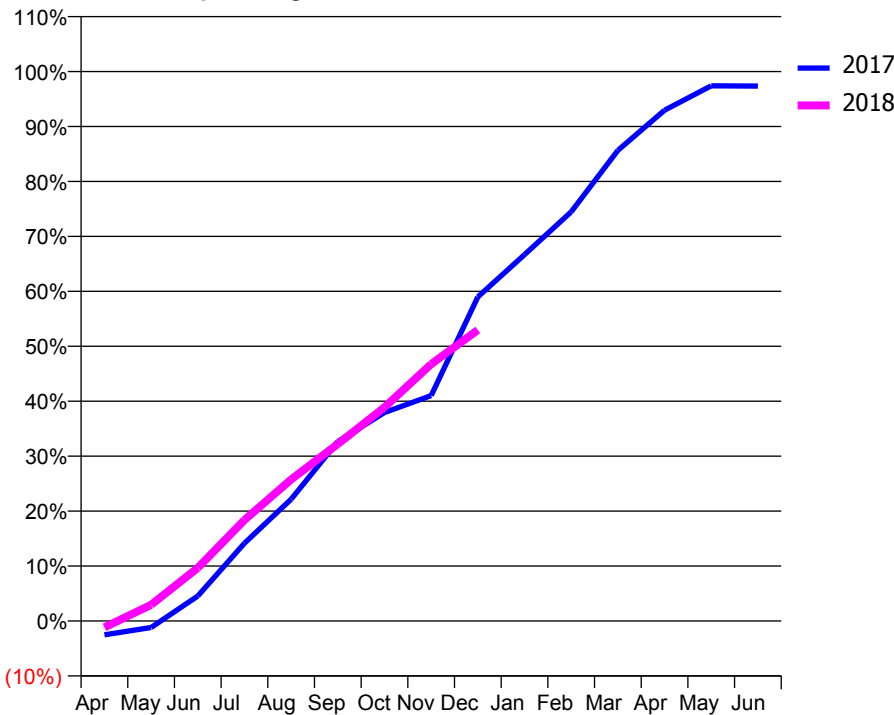
ACCESS*

Patients seen in 24 months	Total	Change since previous quarter
Quarter ending December 2016	4,154	
Quarter ending March 2017	4,135	→
Quarter ending June 2017	4,261	↑
Quarter ending September 2017	4,298	→
Quarter ending December 2017	4,272	→
Variance since December 2016	2.8%	↑



ACTIVITY

Cumulative percentage of contracted UDA delivered 2017 & 2018



Month	Adjusted Scheduled Activity (UDA)	
	2017	2018
April	-449	-209
May	-215	524
June	805	1,715
July	2,510	3,260
August	3,932	4,571
September	5,792	5,716
October	6,730	6,902
November	7,280	8,294
December	10,465	9,396
January	11,832	
February	13,214	
March	15,195	
April	16,495	
May	17,283	
June	17,271	

QUALITY

	Quantity	Base Number	Contract	AT	Region	England
% of FP17s for the same patient ID Re-attending within 3 months - Children	83	871	9.5%	10.2%	11.6%	12.0%
% of FP17s for the same patient ID Re-attending within 3 months - Adults	642	3,039	21.1%	15.3%	16.7%	15.9%
% of FP17s for the same patient ID Re-attending between 3 & 9 months - Children	383	871	44.0%	48.0%	47.3%	58.0%
% of FP17s for the same patient ID Re-attending between 3 & 9 months - Adults	1,219	3,039	40.1%	38.2%	38.3%	50.5%
% of FP17s for Band 1 Urgent Courses	428	3,336	12.8%	10.0%	10.5%	9.0%
% of FP17s Relating to Free Repair or Replacements	78	3,336	2.3%	0.6%	0.6%	0.8%
% of FP17s Relating to Continuations	47	3,336	1.4%	0.9%	0.8%	1.1%
% of Patients satisfied with the dentistry they have received	4	4	N/A	90.0%	89.0%	91.5%
% of Patients satisfied with the time they had to wait for an appointment	4	4	N/A	87.4%	84.2%	87.9%

* This is based on patients treated on this contract for their most recent course of treatment. Figures in italics indicate the base number of FP17s or Patient Questionnaire responses are less than 100. N/A is shown where the base number of responses is less than 10 during the period. % is calculated as Quantity/Base number*100

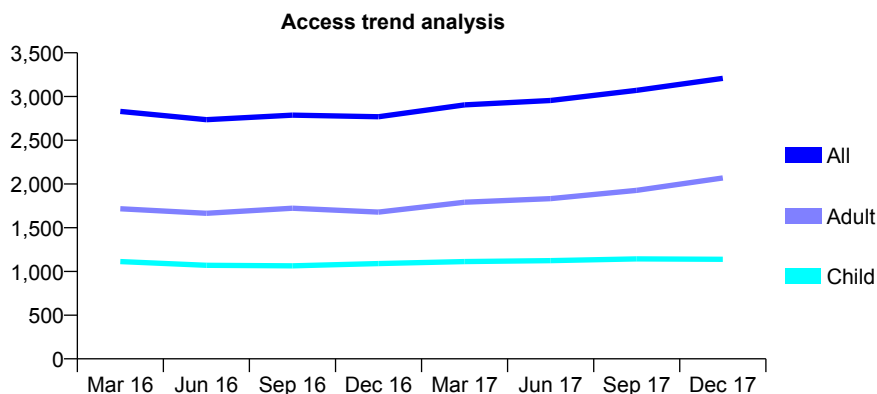
Q63 - Vital Signs At a Glance Contract Report for 280038/0001 - December 2017

Name or company name	MR M MOHSEN
Contract type name	GDS Contract
Purpose of contract	General
Contract start date	12/07/2008
Contract end date	

17/18 Contracted general activity (UDA)	7,200
Carry forward general activity (UDA)	-13
17/18 Contracted orthodontic activity (UOA)	0
Carry forward orthodontic activity (UOA)	0
Baseline contract value	£222,462.45

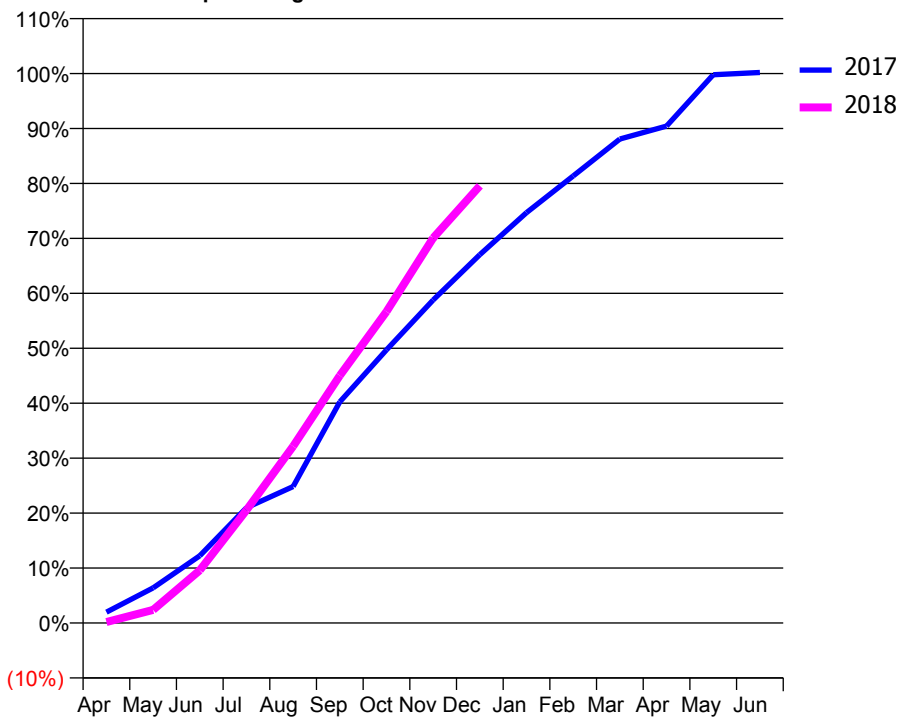
ACCESS*

Patients seen in 24 months	Total	Change since previous quarter
Quarter ending December 2016	2,768	
Quarter ending March 2017	2,904	↑
Quarter ending June 2017	2,955	→
Quarter ending September 2017	3,070	↑
Quarter ending December 2017	3,208	↑
Variance since December 2016	15.9%	↑



ACTIVITY

Cumulative percentage of contracted UDA delivered 2017 & 2018



Month	Adjusted Scheduled Activity (UDA)	
	2017	2018
April	143	13
May	461	172
June	881	690
July	1,511	1,480
August	1,789	2,317
September	2,898	3,241
October	3,579	4,080
November	4,233	5,045
December	4,826	5,727
January	5,377	
February	5,858	
March	6,341	
April	6,510	
May	7,184	
June	7,213	

QUALITY

	Quantity	Base Number	Contract	AT	Region	England
% of FP17s for the same patient ID Re-attending within 3 months - Children	58	1,017	5.7%	10.2%	11.6%	12.0%
% of FP17s for the same patient ID Re-attending within 3 months - Adults	166	1,667	10.0%	15.3%	16.7%	15.9%
% of FP17s for the same patient ID Re-attending between 3 & 9 months - Children	341	1,017	33.5%	48.0%	47.3%	58.0%
% of FP17s for the same patient ID Re-attending between 3 & 9 months - Adults	323	1,667	19.4%	38.2%	38.3%	50.5%
% of FP17s for Band 1 Urgent Courses	188	2,306	8.2%	10.0%	10.5%	9.0%
% of FP17s Relating to Free Repair or Replacements	4	2,306	0.2%	0.6%	0.6%	0.8%
% of FP17s Relating to Continuations	5	2,306	0.2%	0.9%	0.8%	1.1%
% of Patients satisfied with the dentistry they have received	1	1	N/A	90.0%	89.0%	91.5%
% of Patients satisfied with the time they had to wait for an appointment	0	1	N/A	87.4%	84.2%	87.9%

* This is based on patients treated on this contract for their most recent course of treatment. Figures in italics indicate the base number of FP17s or Patient Questionnaire responses are less than 100. N/A is shown where the base number of responses is less than 10 during the period. % is calculated as Quantity/Base number*100

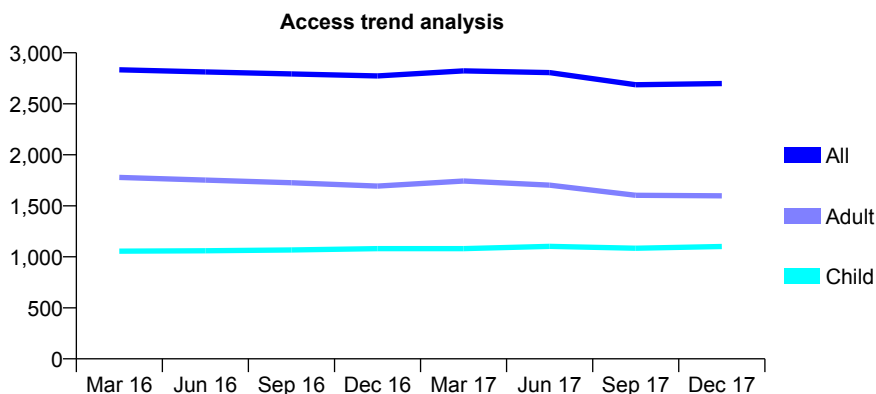
Q63 - Vital Signs At a Glance Contract Report for 283460/0002 - December 2017

Name or company name	MR S KAMYAB
Contract type name	GDS Contract
Purpose of contract	General
Contract start date	01/11/2008
Contract end date	

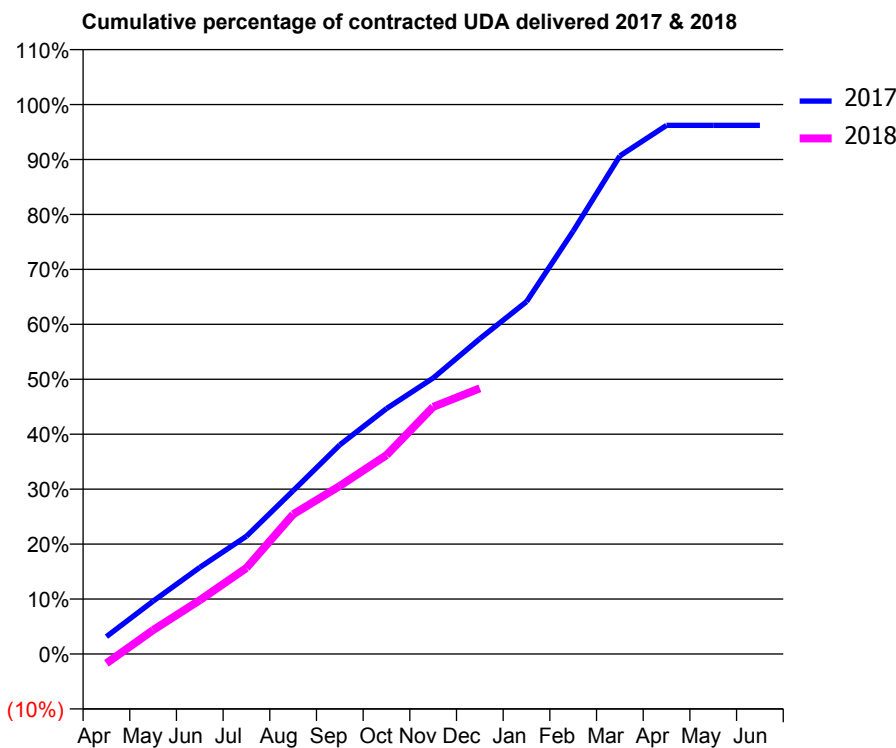
17/18 Contracted general activity (UDA)	11,565
Carry forward general activity (UDA)	439
17/18 Contracted orthodontic activity (UOA)	0
Carry forward orthodontic activity (UOA)	0
Baseline contract value	£342,660.93

ACCESS*

Patients seen in 24 months	Total	Change since previous quarter
Quarter ending December 2016	2,773	
Quarter ending March 2017	2,823	→
Quarter ending June 2017	2,806	→
Quarter ending September 2017	2,687	↓
Quarter ending December 2017	2,699	→
Variance since December 2016	(2.7%)	↓



ACTIVITY



Month	Adjusted Scheduled Activity (UDA)	
	2017	2018
April	366	-197
May	1,112	504
June	1,823	1,132
July	2,481	1,812
August	3,438	2,940
September	4,402	3,536
October	5,167	4,186
November	5,807	5,201
December	6,636	5,592
January	7,415	
February	8,900	
March	10,483	
April	11,125	
May	11,125	
June	11,126	

QUALITY

	Quantity	Base Number	Contract	AT	Region	England
% of FP17s for the same patient ID Re-attending within 3 months - Children	68	786	8.7%	10.2%	11.6%	12.0%
% of FP17s for the same patient ID Re-attending within 3 months - Adults	159	839	19.0%	15.3%	16.7%	15.9%
% of FP17s for the same patient ID Re-attending between 3 & 9 months - Children	242	786	30.8%	48.0%	47.3%	58.0%
% of FP17s for the same patient ID Re-attending between 3 & 9 months - Adults	206	839	24.6%	38.2%	38.3%	50.5%
% of FP17s for Band 1 Urgent Courses	217	1,514	14.3%	10.0%	10.5%	9.0%
% of FP17s Relating to Free Repair or Replacements	0	1,514	0.0%	0.6%	0.6%	0.8%
% of FP17s Relating to Continuations	25	1,514	1.7%	0.9%	0.8%	1.1%
% of Patients satisfied with the dentistry they have received	1	1	N/A	90.0%	89.0%	91.5%
% of Patients satisfied with the time they had to wait for an appointment	1	1	N/A	87.4%	84.2%	87.9%

* This is based on patients treated on this contract for their most recent course of treatment. Figures in italics indicate the base number of FP17s or Patient Questionnaire responses are less than 100. N/A is shown where the base number of responses is less than 10 during the period. % is calculated as Quantity/Base number*100

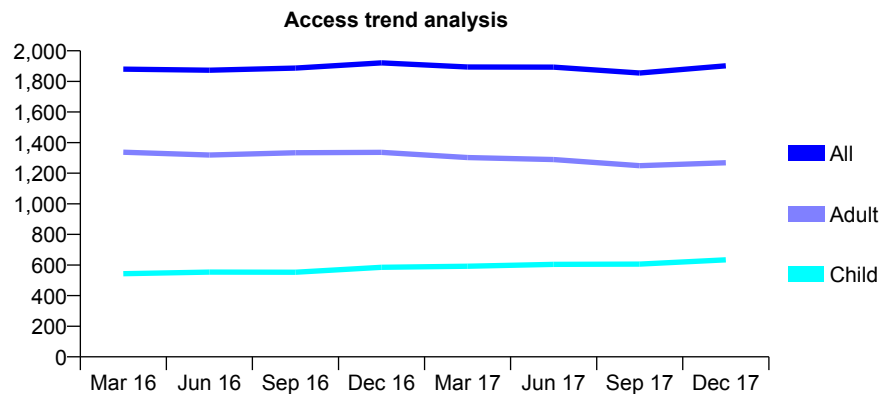
Q63 - Vital Signs At a Glance Contract Report for 283460/0004 - December 2017

Name or company name	MR S KAMYAB
Contract type name	GDS Contract
Purpose of contract	General
Contract start date	01/04/2011
Contract end date	

17/18 Contracted general activity (UDA)	6,095
Carry forward general activity (UDA)	-122
17/18 Contracted orthodontic activity (UOA)	0
Carry forward orthodontic activity (UOA)	0
Baseline contract value	£216,826.21

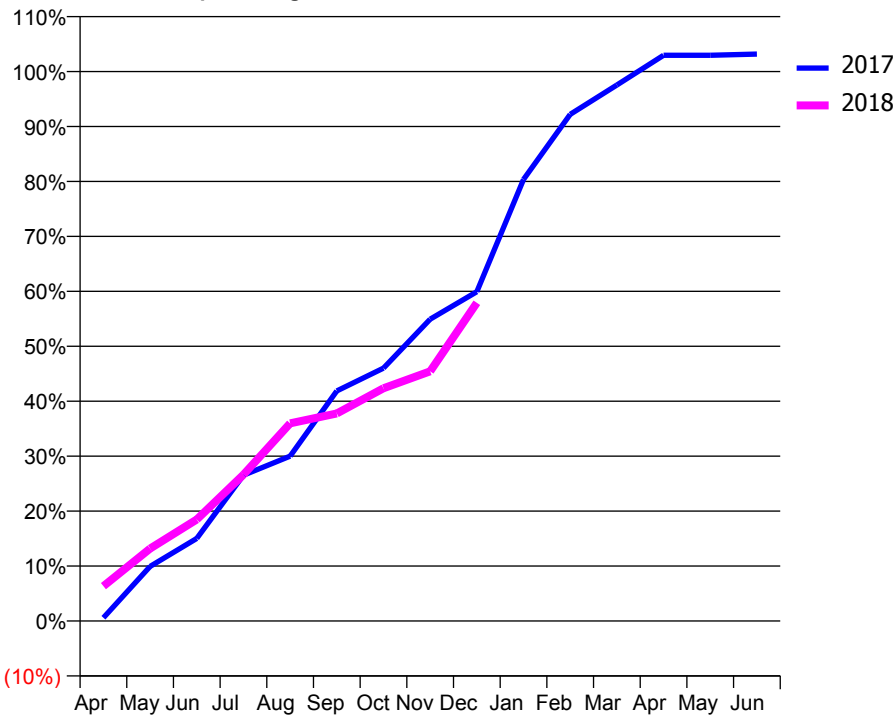
ACCESS*

Patients seen in 24 months	Total	Change since previous quarter
Quarter ending December 2016	1,921	
Quarter ending March 2017	1,894	↓
Quarter ending June 2017	1,893	→
Quarter ending September 2017	1,855	↓
Quarter ending December 2017	1,902	↑
Variance since December 2016	(1.0%)	→



ACTIVITY

Cumulative percentage of contracted UDA delivered 2017 & 2018



Month	Adjusted Scheduled Activity (UDA)	
	2017	2018
April	36	386
May	606	805
June	916	1,126
July	1,618	1,624
August	1,829	2,192
September	2,551	2,302
October	2,805	2,582
November	3,348	2,769
December	3,652	3,530
January	4,897	
February	5,619	
March	5,946	
April	6,275	
May	6,275	
June	6,288	

QUALITY

	Quantity	Base Number	Contract	AT	Region	England
% of FP17s for the same patient ID Re-attending within 3 months - Children	33	580	5.7%	10.2%	11.6%	12.0%
% of FP17s for the same patient ID Re-attending within 3 months - Adults	114	660	17.3%	15.3%	16.7%	15.9%
% of FP17s for the same patient ID Re-attending between 3 & 9 months - Children	266	580	45.9%	48.0%	47.3%	58.0%
% of FP17s for the same patient ID Re-attending between 3 & 9 months - Adults	223	660	33.8%	38.2%	38.3%	50.5%
% of FP17s for Band 1 Urgent Courses	230	1,146	20.1%	10.0%	10.5%	9.0%
% of FP17s Relating to Free Repair or Replacements	0	1,146	0.0%	0.6%	0.6%	0.8%
% of FP17s Relating to Continuations	0	1,146	0.0%	0.9%	0.8%	1.1%
% of Patients satisfied with the dentistry they have received	2	2	N/A	90.0%	89.0%	91.5%
% of Patients satisfied with the time they had to wait for an appointment	2	2	N/A	87.4%	84.2%	87.9%

* This is based on patients treated on this contract for their most recent course of treatment. Figures in italics indicate the base number of FP17s or Patient Questionnaire responses are less than 100. N/A is shown where the base number of responses is less than 10 during the period. % is calculated as Quantity/Base number*100

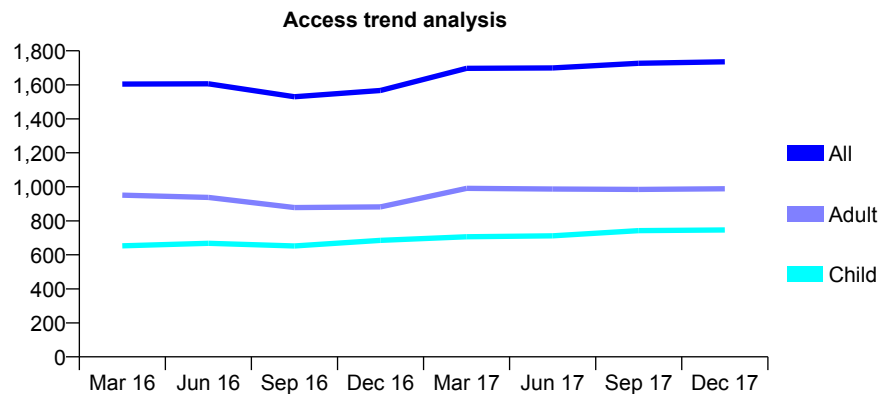
Q63 - Vital Signs At a Glance Contract Report for 283460/0005 - December 2017

Name or company name	MR S KAMYAB
Contract type name	GDS Contract
Purpose of contract	General
Contract start date	01/04/2012
Contract end date	

17/18 Contracted general activity (UDA)	5,416
Carry forward general activity (UDA)	-28
17/18 Contracted orthodontic activity (UOA)	0
Carry forward orthodontic activity (UOA)	0
Baseline contract value	£125,263.25

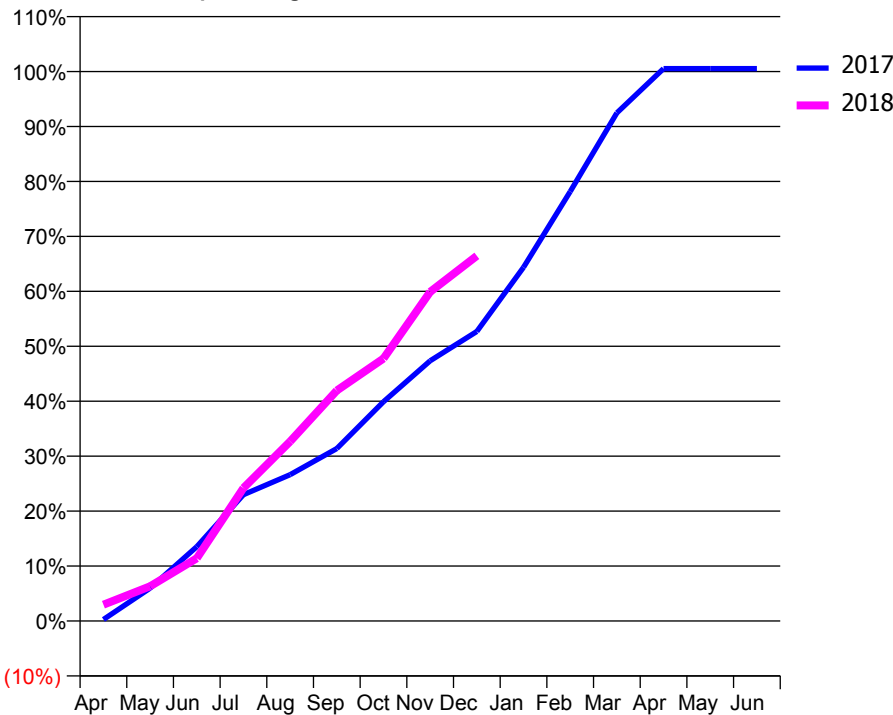
ACCESS*

Patients seen in 24 months	Total	Change since previous quarter
Quarter ending December 2016	1,567	
Quarter ending March 2017	1,697	↑
Quarter ending June 2017	1,699	→
Quarter ending September 2017	1,727	→
Quarter ending December 2017	1,735	→
Variance since December 2016	10.7%	↑



ACTIVITY

Cumulative percentage of contracted UDA delivered 2017 & 2018



Month	Adjusted Scheduled Activity (UDA)	
	2017	2018
April	15	162
May	324	342
June	733	619
July	1,246	1,311
August	1,442	1,770
September	1,700	2,271
October	2,162	2,588
November	2,564	3,244
December	2,854	3,599
January	3,486	
February	4,232	
March	5,008	
April	5,444	
May	5,444	
June	5,444	

QUALITY

	Quantity	Base Number	Contract	AT	Region	England
% of FP17s for the same patient ID Re-attending within 3 months - Children	50	673	7.4%	10.2%	11.6%	12.0%
% of FP17s for the same patient ID Re-attending within 3 months - Adults	82	557	14.7%	15.3%	16.7%	15.9%
% of FP17s for the same patient ID Re-attending between 3 & 9 months - Children	326	673	48.4%	48.0%	47.3%	58.0%
% of FP17s for the same patient ID Re-attending between 3 & 9 months - Adults	177	557	31.8%	38.2%	38.3%	50.5%
% of FP17s for Band 1 Urgent Courses	120	1,119	10.7%	10.0%	10.5%	9.0%
% of FP17s Relating to Free Repair or Replacements	1	1,119	0.1%	0.6%	0.6%	0.8%
% of FP17s Relating to Continuations	1	1,119	0.1%	0.9%	0.8%	1.1%
% of Patients satisfied with the dentistry they have received	0	1	N/A	90.0%	89.0%	91.5%
% of Patients satisfied with the time they had to wait for an appointment	0	1	N/A	87.4%	84.2%	87.9%

* This is based on patients treated on this contract for their most recent course of treatment. Figures in italics indicate the base number of FP17s or Patient Questionnaire responses are less than 100. N/A is shown where the base number of responses is less than 10 during the period. % is calculated as Quantity/Base number*100

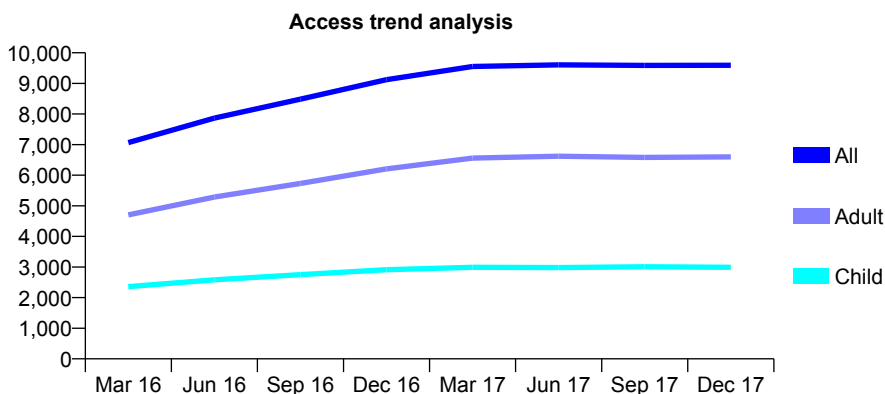
Q63 - Vital Signs At a Glance Contract Report for 287881/0001 - December 2017

Name or company name	MR AR PATEL
Contract type name	GDS Contract
Purpose of contract	General
Contract start date	01/05/2015
Contract end date	

17/18 Contracted general activity (UDA)	26,220
Carry forward general activity (UDA)	-69
17/18 Contracted orthodontic activity (UOA)	0
Carry forward orthodontic activity (UOA)	0
Baseline contract value	£876,148.47

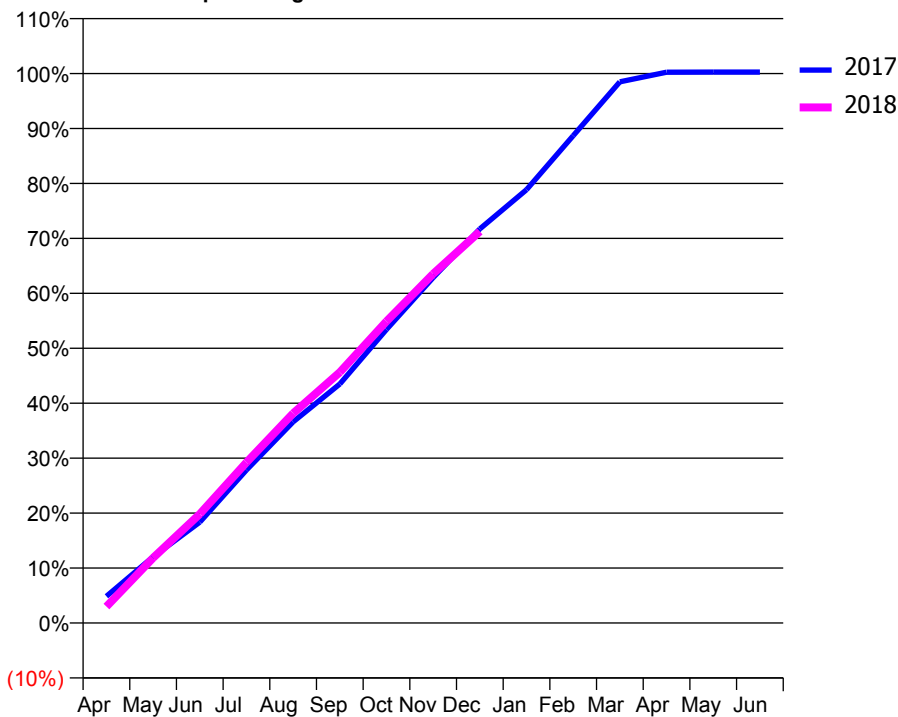
ACCESS*

Patients seen in 24 months	Total	Change since previous quarter
Quarter ending December 2016	9,120	
Quarter ending March 2017	9,552	↑
Quarter ending June 2017	9,604	→
Quarter ending September 2017	9,590	→
Quarter ending December 2017	9,591	→
Variance since December 2016	5.2%	↑



ACTIVITY

Cumulative percentage of contracted UDA delivered 2017 & 2018



Month	Adjusted Scheduled Activity (UDA)	
	2017	2018
April	1,278	785
May	3,159	3,109
June	4,813	5,201
July	7,300	7,663
August	9,600	10,007
September	11,407	11,967
October	14,007	14,394
November	16,482	16,664
December	18,805	18,687
January	20,674	
February	23,255	
March	25,826	
April	26,284	
May	26,285	
June	26,289	

QUALITY

	Quantity	Base Number	Contract	AT	Region	England
% of FP17s for the same patient ID Re-attending within 3 months - Children	118	2,544	4.6%	10.2%	11.6%	12.0%
% of FP17s for the same patient ID Re-attending within 3 months - Adults	525	5,129	10.2%	15.3%	16.7%	15.9%
% of FP17s for the same patient ID Re-attending between 3 & 9 months - Children	1,209	2,544	47.5%	48.0%	47.3%	58.0%
% of FP17s for the same patient ID Re-attending between 3 & 9 months - Adults	2,139	5,129	41.7%	38.2%	38.3%	50.5%
% of FP17s for Band 1 Urgent Courses	579	7,487	7.7%	10.0%	10.5%	9.0%
% of FP17s Relating to Free Repair or Replacements	27	7,487	0.4%	0.6%	0.6%	0.8%
% of FP17s Relating to Continuations	8	7,487	0.1%	0.9%	0.8%	1.1%
% of Patients satisfied with the dentistry they have received	9	9	N/A	90.0%	89.0%	91.5%
% of Patients satisfied with the time they had to wait for an appointment	9	9	N/A	87.4%	84.2%	87.9%

* This is based on patients treated on this contract for their most recent course of treatment. Figures in italics indicate the base number of FP17s or Patient Questionnaire responses are less than 100. N/A is shown where the base number of responses is less than 10 during the period. % is calculated as Quantity/Base number*100

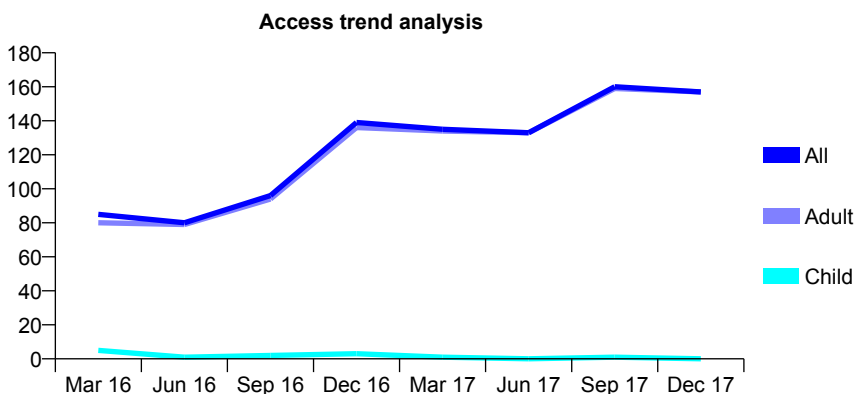
Q63 - Vital Signs At a Glance Contract Report for 294551/0001 - December 2017

Name or company name	MRS T JAYARAM
Contract type name	PDS Contract
Purpose of contract	General
Contract start date	20/04/2009
Contract end date	31/03/2018

17/18 Contracted general activity (UDA)	500
Carry forward general activity (UDA)	-10
17/18 Contracted orthodontic activity (UOA)	0
Carry forward orthodontic activity (UOA)	0
Baseline contract value	£69,908.45

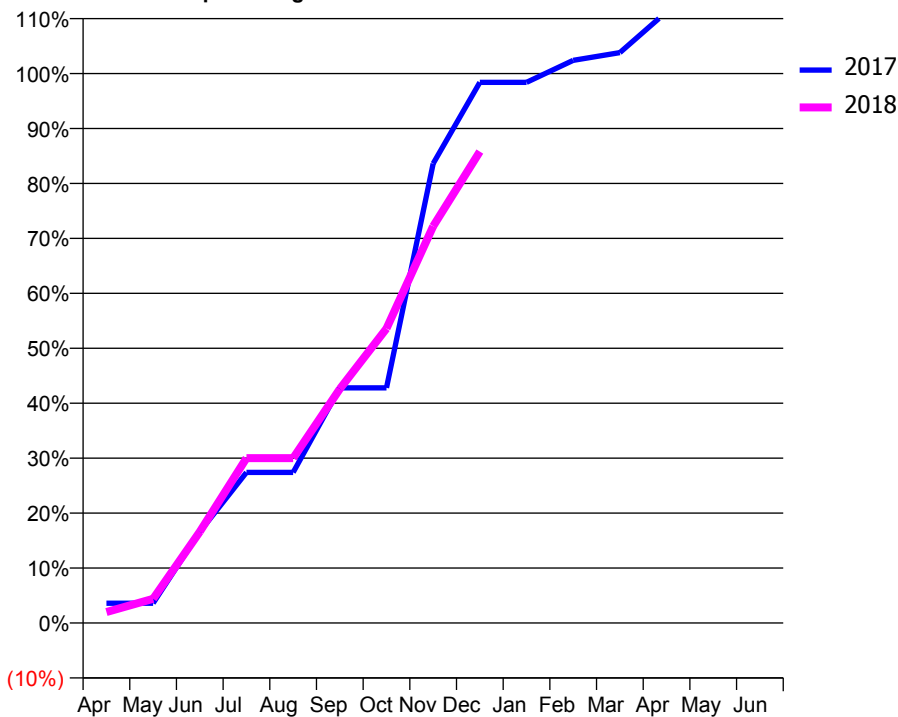
ACCESS*

Patients seen in 24 months	Total	Change since previous quarter
Quarter ending December 2016	139	
Quarter ending March 2017	135	↓
Quarter ending June 2017	133	↓
Quarter ending September 2017	160	↑
Quarter ending December 2017	157	↓
Variance since December 2016	12.9%	↑



ACTIVITY

Cumulative percentage of contracted UDA delivered 2017 & 2018



Month	Adjusted Scheduled Activity (UDA)	
	2017	2018
April	18	10
May	18	22
June	83	83
July	137	150
August	137	150
September	214	213
October	214	268
November	418	361
December	492	429
January	492	
February	512	
March	519	
April	556	
May	556	
June	556	

QUALITY

	Quantity	Base Number	Contract	AT	Region	England
% of FP17s for the same patient ID Re-attending within 3 months - Children	0	6	0.0%	10.2%	11.6%	12.0%
% of FP17s for the same patient ID Re-attending within 3 months - Adults	1	190	0.5%	15.3%	16.7%	15.9%
% of FP17s for the same patient ID Re-attending between 3 & 9 months - Children	0	6	0.0%	48.0%	47.3%	58.0%
% of FP17s for the same patient ID Re-attending between 3 & 9 months - Adults	2	190	1.1%	38.2%	38.3%	50.5%
% of FP17s for Band 1 Urgent Courses	0	159	0.0%	10.0%	10.5%	9.0%
% of FP17s Relating to Free Repair or Replacements	0	159	0.0%	0.6%	0.6%	0.8%
% of FP17s Relating to Continuations	0	159	0.0%	0.9%	0.8%	1.1%
% of Patients satisfied with the dentistry they have received	0	0	N/A	90.0%	89.0%	91.5%
% of Patients satisfied with the time they had to wait for an appointment	0	0	N/A	87.4%	84.2%	87.9%

* This is based on patients treated on this contract for their most recent course of treatment. Figures in italics indicate the base number of FP17s or Patient Questionnaire responses are less than 100. N/A is shown where the base number of responses is less than 10 during the period. % is calculated as Quantity/Base number*100

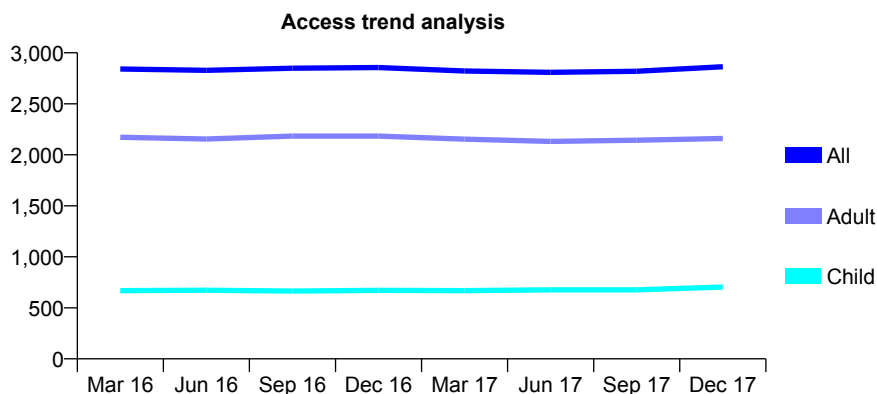
Q63 - Vital Signs At a Glance Contract Report for 299758/0001 - December 2017

Name or company name	MR AJ MEHTA
Contract type name	GDS Contract
Purpose of contract	General
Contract start date	01/10/2010
Contract end date	

17/18 Contracted general activity (UDA)	9,243
Carry forward general activity (UDA)	254
17/18 Contracted orthodontic activity (UOA)	0
Carry forward orthodontic activity (UOA)	0
Baseline contract value	£297,688.25

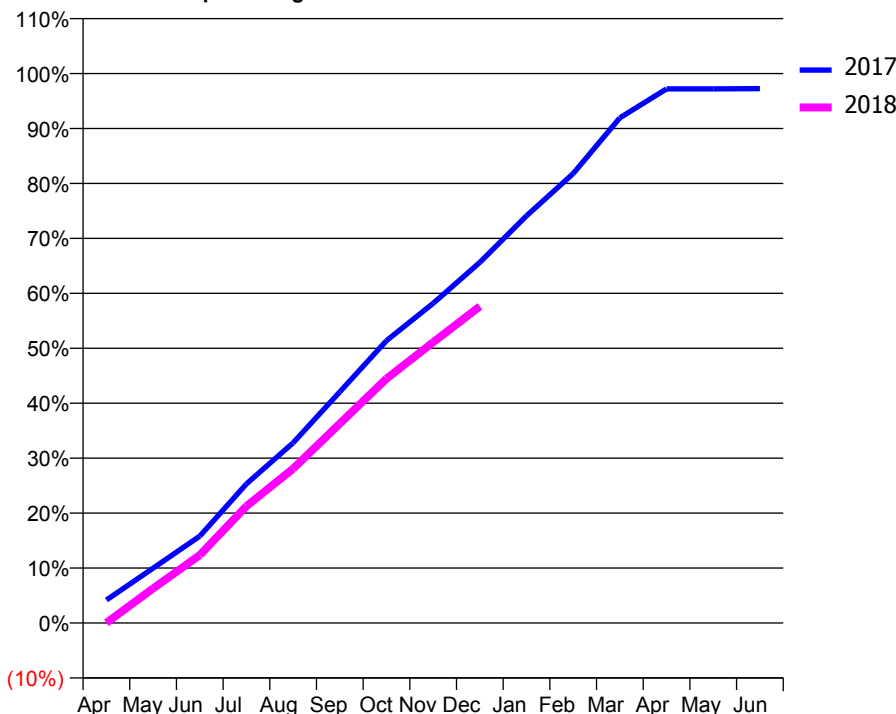
ACCESS*

Patients seen in 24 months	Total	Change since previous quarter
Quarter ending December 2016	2,855	
Quarter ending March 2017	2,821	↓
Quarter ending June 2017	2,809	→
Quarter ending September 2017	2,819	→
Quarter ending December 2017	2,864	→
Variance since December 2016	0.3%	→



ACTIVITY

Cumulative percentage of contracted UDA delivered 2017 & 2018



Month	Adjusted Scheduled Activity (UDA)	
	2017	2018
April	387	3
May	923	581
June	1,462	1,142
July	2,340	1,966
August	3,032	2,597
September	3,889	3,355
October	4,750	4,111
November	5,378	4,722
December	6,067	5,327
January	6,848	
February	7,560	
March	8,498	
April	8,984	
May	8,985	
June	8,989	

QUALITY

	Quantity	Base Number	Contract	AT	Region	England
% of FP17s for the same patient ID Re-attending within 3 months - Children	44	698	6.3%	10.2%	11.6%	12.0%
% of FP17s for the same patient ID Re-attending within 3 months - Adults	381	2,008	19.0%	15.3%	16.7%	15.9%
% of FP17s for the same patient ID Re-attending between 3 & 9 months - Children	330	698	47.3%	48.0%	47.3%	58.0%
% of FP17s for the same patient ID Re-attending between 3 & 9 months - Adults	785	2,008	39.1%	38.2%	38.3%	50.5%
% of FP17s for Band 1 Urgent Courses	295	2,414	12.2%	10.0%	10.5%	9.0%
% of FP17s Relating to Free Repair or Replacements	10	2,414	0.4%	0.6%	0.6%	0.8%
% of FP17s Relating to Continuations	29	2,414	1.2%	0.9%	0.8%	1.1%
% of Patients satisfied with the dentistry they have received	1	1	N/A	90.0%	89.0%	91.5%
% of Patients satisfied with the time they had to wait for an appointment	1	1	N/A	87.4%	84.2%	87.9%

* This is based on patients treated on this contract for their most recent course of treatment. Figures in italics indicate the base number of FP17s or Patient Questionnaire responses are less than 100. N/A is shown where the base number of responses is less than 10 during the period. % is calculated as Quantity/Base number*100

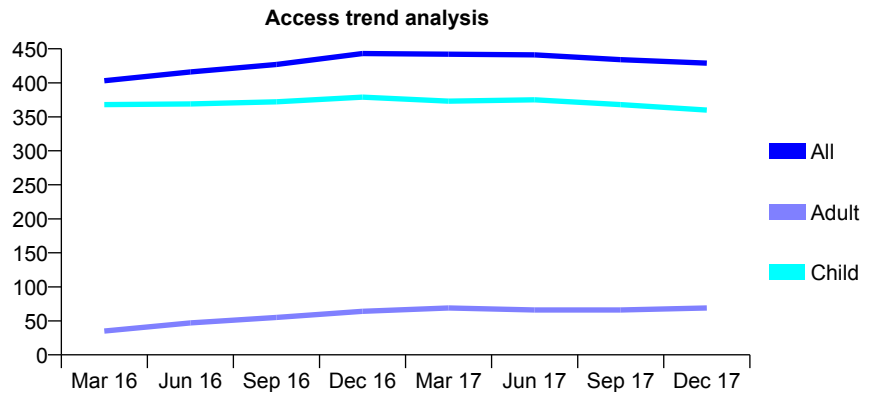
Q63 - Vital Signs At a Glance Contract Report for 303631/0001 - December 2017

Name or company name	MRS BS OWEN
Contract type name	GDS Contract
Purpose of contract	General
Contract start date	01/02/2015
Contract end date	

17/18 Contracted general activity (UDA)	1,200
Carry forward general activity (UDA)	0
17/18 Contracted orthodontic activity (UOA)	0
Carry forward orthodontic activity (UOA)	0
Baseline contract value	£31,346.29

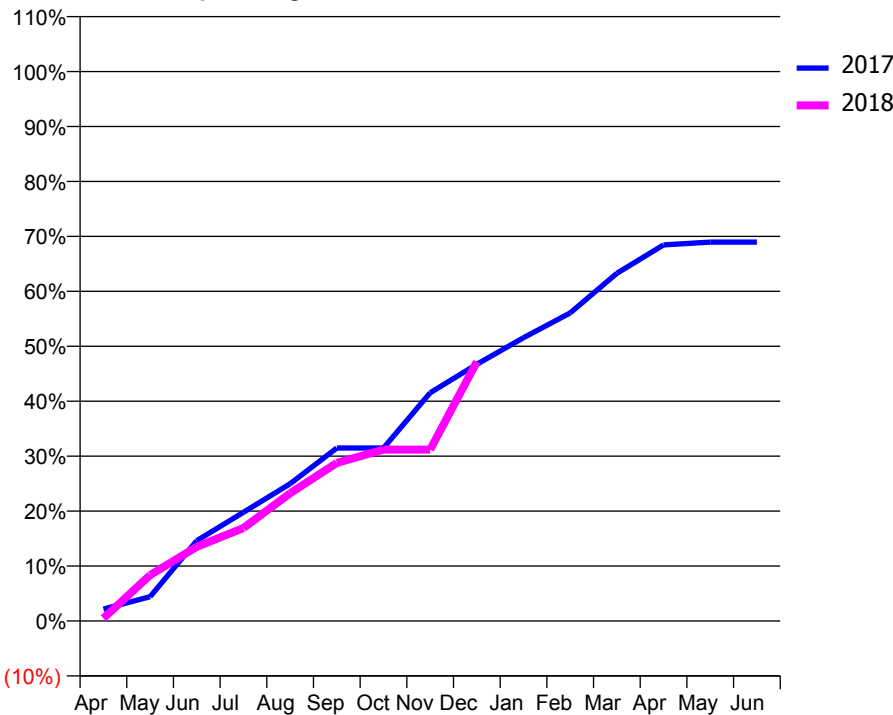
ACCESS*

Patients seen in 24 months	Total	Change since previous quarter
Quarter ending December 2016	443	
Quarter ending March 2017	442	→
Quarter ending June 2017	441	→
Quarter ending September 2017	434	↓
Quarter ending December 2017	429	↓
Variance since December 2016	(3.2%)	↓



ACTIVITY

Cumulative percentage of contracted UDA delivered 2017 & 2018



Month	Adjusted Scheduled Activity (UDA)	
	2017	2018
April	26	6
May	53	100
June	175	162
July	237	203
August	300	279
September	378	345
October	378	374
November	498	374
December	561	566
January	619	
February	673	
March	759	
April	821	
May	827	
June	827	

QUALITY

	Quantity	Base Number	Contract	AT	Region	England
% of FP17s for the same patient ID Re-attending within 3 months - Children	17	404	4.2%	10.2%	11.6%	12.0%
% of FP17s for the same patient ID Re-attending within 3 months - Adults	1	24	4.2%	15.3%	16.7%	15.9%
% of FP17s for the same patient ID Re-attending between 3 & 9 months - Children	256	404	63.4%	48.0%	47.3%	58.0%
% of FP17s for the same patient ID Re-attending between 3 & 9 months - Adults	16	24	66.7%	38.2%	38.3%	50.5%
% of FP17s for Band 1 Urgent Courses	6	378	1.6%	10.0%	10.5%	9.0%
% of FP17s Relating to Free Repair or Replacements	0	378	0.0%	0.6%	0.6%	0.8%
% of FP17s Relating to Continuations	2	378	0.5%	0.9%	0.8%	1.1%
% of Patients satisfied with the dentistry they have received	0	0	N/A	90.0%	89.0%	91.5%
% of Patients satisfied with the time they had to wait for an appointment	0	0	N/A	87.4%	84.2%	87.9%

* This is based on patients treated on this contract for their most recent course of treatment. Figures in italics indicate the base number of FP17s or Patient Questionnaire responses are less than 100. N/A is shown where the base number of responses is less than 10 during the period. % is calculated as Quantity/Base number*100

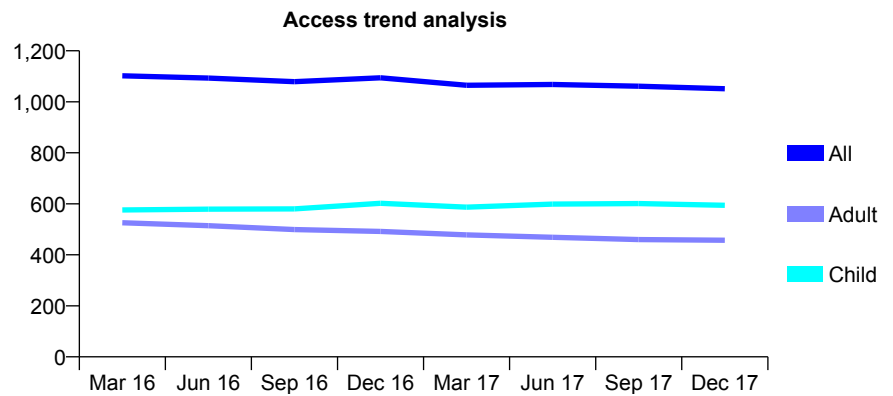
Q63 - Vital Signs At a Glance Contract Report for 304336/0003 - December 2017

Name or company name	MR PA NORTON
Contract type name	GDS Contract
Purpose of contract	General
Contract start date	01/04/2006
Contract end date	

17/18 Contracted general activity (UDA)	2,104
Carry forward general activity (UDA)	60
17/18 Contracted orthodontic activity (UOA)	0
Carry forward orthodontic activity (UOA)	0
Baseline contract value	£57,688.56

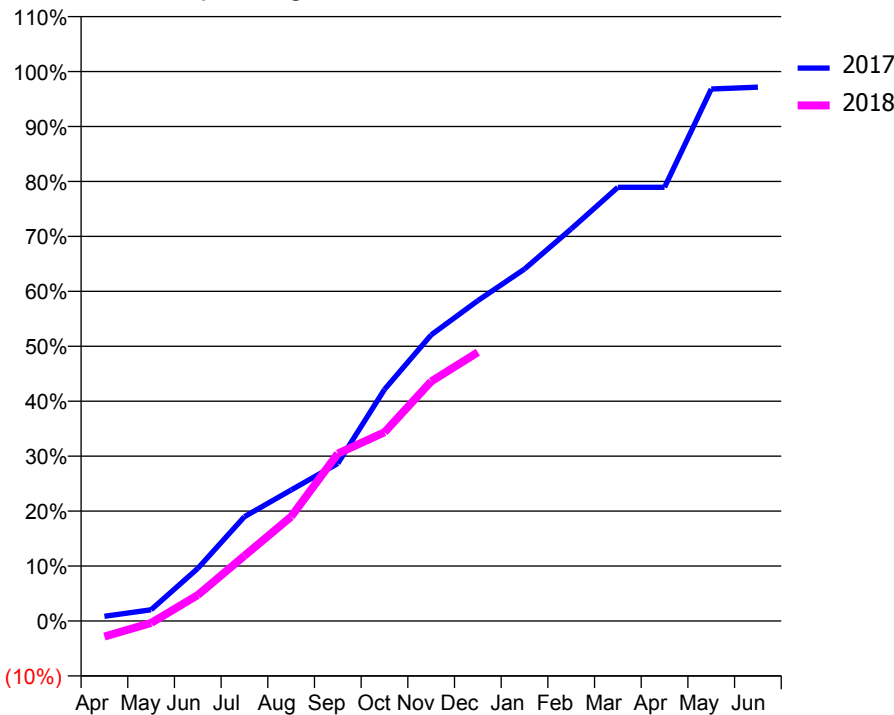
ACCESS*

Patients seen in 24 months	Total	Change since previous quarter
Quarter ending December 2016	1,094	
Quarter ending March 2017	1,065	↓
Quarter ending June 2017	1,068	→
Quarter ending September 2017	1,061	→
Quarter ending December 2017	1,051	→
Variance since December 2016	(3.9%)	↓



ACTIVITY

Cumulative percentage of contracted UDA delivered 2017 & 2018



Month	Adjusted Scheduled Activity (UDA)	
	2017	2018
April	18	-60
May	43	-8
June	201	99
July	399	250
August	501	399
September	603	641
October	887	723
November	1,096	917
December	1,227	1,029
January	1,348	
February	1,502	
March	1,661	
April	1,661	
May	2,037	
June	2,044	

QUALITY

	Quantity	Base Number	Contract	AT	Region	England
% of FP17s for the same patient ID Re-attending within 3 months - Children	10	450	2.2%	10.2%	11.6%	12.0%
% of FP17s for the same patient ID Re-attending within 3 months - Adults	26	305	8.5%	15.3%	16.7%	15.9%
% of FP17s for the same patient ID Re-attending between 3 & 9 months - Children	161	450	35.8%	48.0%	47.3%	58.0%
% of FP17s for the same patient ID Re-attending between 3 & 9 months - Adults	90	305	29.5%	38.2%	38.3%	50.5%
% of FP17s for Band 1 Urgent Courses	11	603	1.8%	10.0%	10.5%	9.0%
% of FP17s Relating to Free Repair or Replacements	0	603	0.0%	0.6%	0.6%	0.8%
% of FP17s Relating to Continuations	0	603	0.0%	0.9%	0.8%	1.1%
% of Patients satisfied with the dentistry they have received	1	1	N/A	90.0%	89.0%	91.5%
% of Patients satisfied with the time they had to wait for an appointment	1	1	N/A	87.4%	84.2%	87.9%

* This is based on patients treated on this contract for their most recent course of treatment. Figures in italics indicate the base number of FP17s or Patient Questionnaire responses are less than 100. N/A is shown where the base number of responses is less than 10 during the period. % is calculated as Quantity/Base number*100

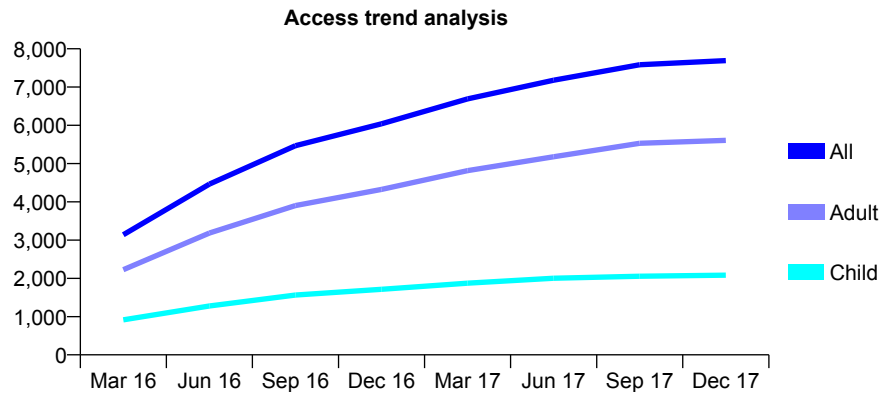
Q63 - Vital Signs At a Glance Contract Report for 304425/0002 - December 2017

Name or company name	MR SR PATEL
Contract type name	GDS Contract
Purpose of contract	General
Contract start date	03/09/2015
Contract end date	

17/18 Contracted general activity (UDA)	18,833
Carry forward general activity (UDA)	0
17/18 Contracted orthodontic activity (UOA)	0
Carry forward orthodontic activity (UOA)	0
Baseline contract value	£561,136.07

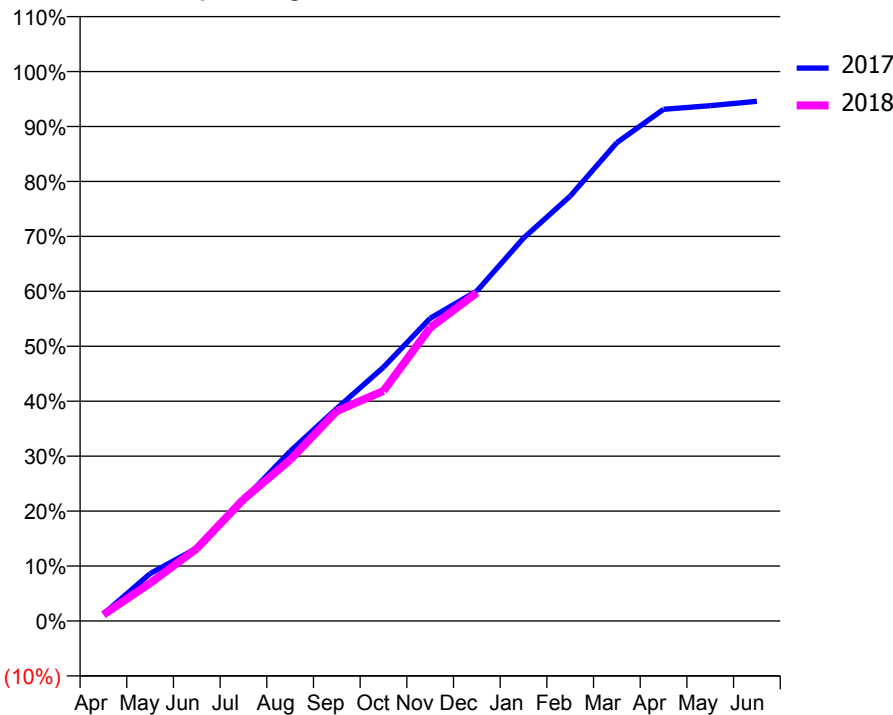
ACCESS*

Patients seen in 24 months	Total	Change since previous quarter
Quarter ending December 2016	6,038	
Quarter ending March 2017	6,691	↑
Quarter ending June 2017	7,178	↑
Quarter ending September 2017	7,584	↑
Quarter ending December 2017	7,692	→
Variance since December 2016	27.4%	↑



ACTIVITY

Cumulative percentage of contracted UDA delivered 2017 & 2018



Month	Adjusted Scheduled Activity (UDA)	
	2017	2018
April	242	216
May	1,625	1,295
June	2,496	2,483
July	4,146	4,171
August	5,816	5,523
September	7,287	7,195
October	8,699	7,887
November	10,377	10,052
December	11,309	11,249
January	13,123	
February	14,564	
March	16,395	
April	17,536	
May	17,663	
June	17,811	

QUALITY

	Quantity	Base Number	Contract	AT	Region	England
% of FP17s for the same patient ID Re-attending within 3 months - Children	113	1,762	6.4%	10.2%	11.6%	12.0%
% of FP17s for the same patient ID Re-attending within 3 months - Adults	413	4,237	9.7%	15.3%	16.7%	15.9%
% of FP17s for the same patient ID Re-attending between 3 & 9 months - Children	764	1,762	43.4%	48.0%	47.3%	58.0%
% of FP17s for the same patient ID Re-attending between 3 & 9 months - Adults	1,590	4,237	37.5%	38.2%	38.3%	50.5%
% of FP17s for Band 1 Urgent Courses	198	4,815	4.1%	10.0%	10.5%	9.0%
% of FP17s Relating to Free Repair or Replacements	17	4,815	0.4%	0.6%	0.6%	0.8%
% of FP17s Relating to Continuations	48	4,815	1.0%	0.9%	0.8%	1.1%
% of Patients satisfied with the dentistry they have received	3	3	N/A	90.0%	89.0%	91.5%
% of Patients satisfied with the time they had to wait for an appointment	3	3	N/A	87.4%	84.2%	87.9%

* This is based on patients treated on this contract for their most recent course of treatment. Figures in italics indicate the base number of FP17s or Patient Questionnaire responses are less than 100. N/A is shown where the base number of responses is less than 10 during the period. % is calculated as Quantity/Base number*100

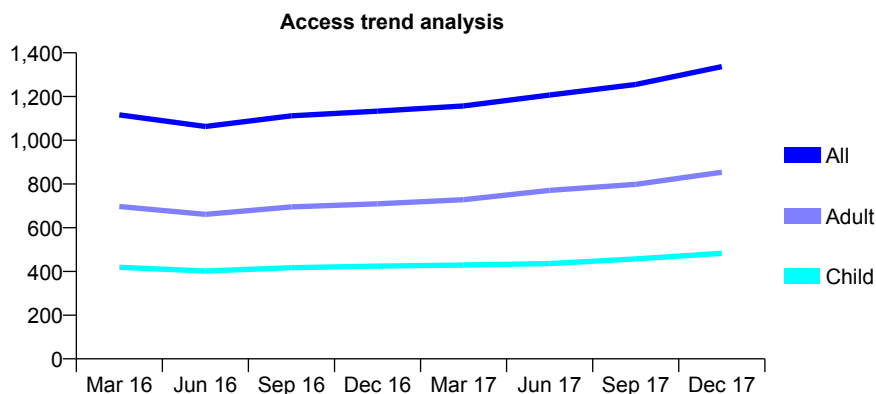
Q63 - Vital Signs At a Glance Contract Report for 305707/0002 - December 2017

Name or company name	MR A PAICE
Contract type name	GDS Contract
Purpose of contract	General
Contract start date	03/07/2007
Contract end date	

17/18 Contracted general activity (UDA)	2,999
Carry forward general activity (UDA)	0
17/18 Contracted orthodontic activity (UOA)	0
Carry forward orthodontic activity (UOA)	0
Baseline contract value	£92,270.94

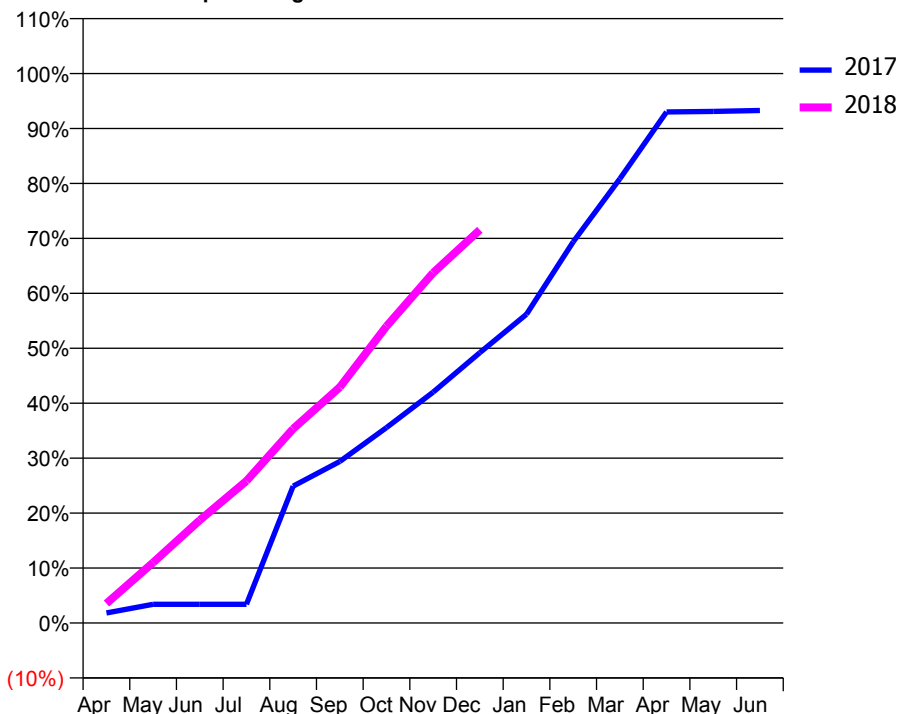
ACCESS*

Patients seen in 24 months	Total	Change since previous quarter
Quarter ending December 2016	1,133	
Quarter ending March 2017	1,157	↑
Quarter ending June 2017	1,207	↑
Quarter ending September 2017	1,255	↑
Quarter ending December 2017	1,337	↑
Variance since December 2016	18.0%	↑



ACTIVITY

Cumulative percentage of contracted UDA delivered 2017 & 2018



Month	Adjusted Scheduled Activity (UDA)	
	2017	2018
April	55	107
May	102	330
June	102	561
July	102	775
August	747	1,060
September	882	1,287
October	1,067	1,620
November	1,260	1,912
December	1,475	2,146
January	1,685	
February	2,081	
March	2,424	
April	2,789	
May	2,792	
June	2,797	

QUALITY

	Quantity	Base Number	Contract	AT	Region	England
% of FP17s for the same patient ID Re-attending within 3 months - Children	27	467	5.8%	10.2%	11.6%	12.0%
% of FP17s for the same patient ID Re-attending within 3 months - Adults	87	720	12.1%	15.3%	16.7%	15.9%
% of FP17s for the same patient ID Re-attending between 3 & 9 months - Children	227	467	48.6%	48.0%	47.3%	58.0%
% of FP17s for the same patient ID Re-attending between 3 & 9 months - Adults	260	720	36.1%	38.2%	38.3%	50.5%
% of FP17s for Band 1 Urgent Courses	54	1,074	5.0%	10.0%	10.5%	9.0%
% of FP17s Relating to Free Repair or Replacements	14	1,074	1.3%	0.6%	0.6%	0.8%
% of FP17s Relating to Continuations	3	1,074	0.3%	0.9%	0.8%	1.1%
% of Patients satisfied with the dentistry they have received	0	1	N/A	90.0%	89.0%	91.5%
% of Patients satisfied with the time they had to wait for an appointment	1	1	N/A	87.4%	84.2%	87.9%

* This is based on patients treated on this contract for their most recent course of treatment. Figures in italics indicate the base number of FP17s or Patient Questionnaire responses are less than 100. N/A is shown where the base number of responses is less than 10 during the period. % is calculated as Quantity/Base number*100

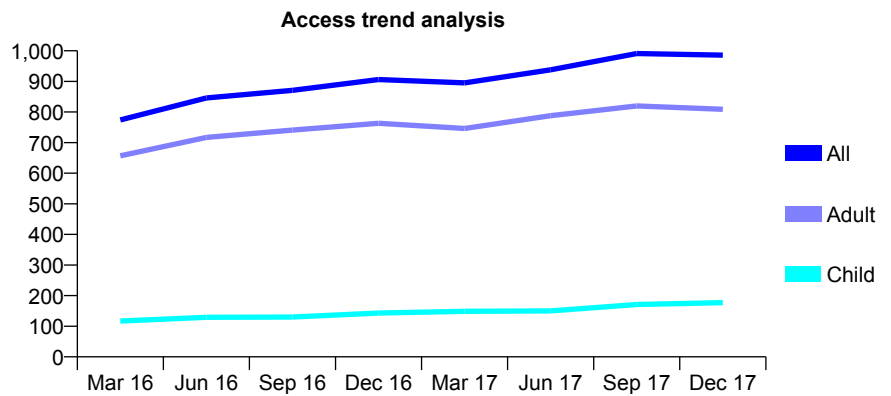
Q63 - Vital Signs At a Glance Contract Report for 319341/0001 - December 2017

Name or company name	MR AW MAINE
Contract type name	GDS Contract
Purpose of contract	General
Contract start date	01/04/2006
Contract end date	

17/18 Contracted general activity (UDA)	2,259
Carry forward general activity (UDA)	-45
17/18 Contracted orthodontic activity (UOA)	0
Carry forward orthodontic activity (UOA)	0
Baseline contract value	£68,767.18

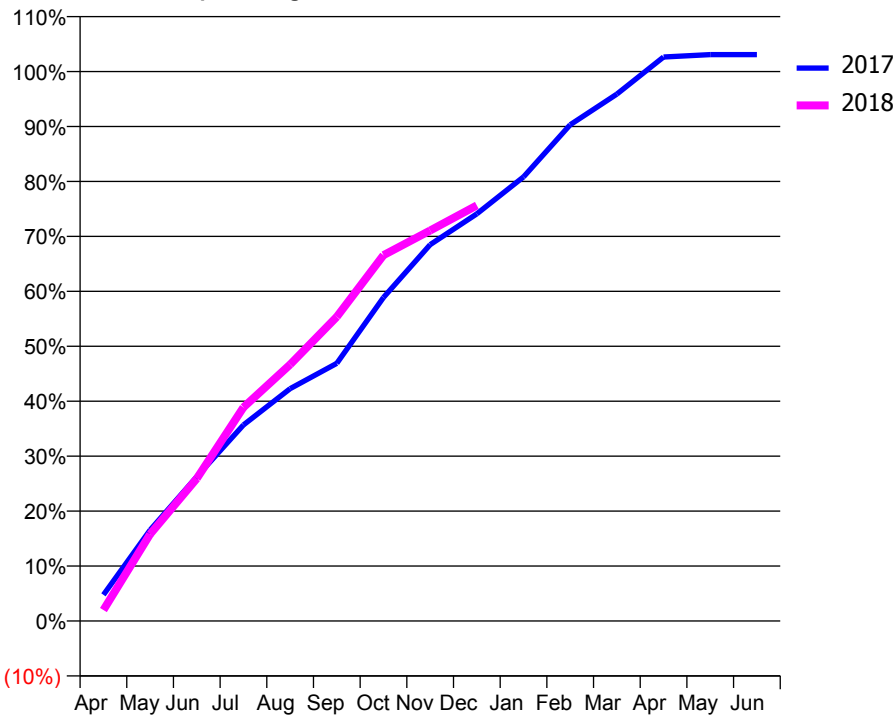
ACCESS*

Patients seen in 24 months	Total	Change since previous quarter
Quarter ending December 2016	906	
Quarter ending March 2017	895	↓
Quarter ending June 2017	938	↑
Quarter ending September 2017	991	↑
Quarter ending December 2017	986	→
Variance since December 2016	8.8%	↑



ACTIVITY

Cumulative percentage of contracted UDA delivered 2017 & 2018



Month	Adjusted Scheduled Activity (UDA)	
	2017	2018
April	108	45
May	374	357
June	593	586
July	806	878
August	955	1,055
September	1,060	1,251
October	1,330	1,504
November	1,547	1,605
December	1,674	1,708
January	1,826	
February	2,040	
March	2,166	
April	2,319	
May	2,329	
June	2,329	

QUALITY

	Quantity	Base Number	Contract	AT	Region	England
% of FP17s for the same patient ID Re-attending within 3 months - Children	9	123	7.3%	10.2%	11.6%	12.0%
% of FP17s for the same patient ID Re-attending within 3 months - Adults	96	625	15.4%	15.3%	16.7%	15.9%
% of FP17s for the same patient ID Re-attending between 3 & 9 months - Children	22	123	17.9%	48.0%	47.3%	58.0%
% of FP17s for the same patient ID Re-attending between 3 & 9 months - Adults	149	625	23.8%	38.2%	38.3%	50.5%
% of FP17s for Band 1 Urgent Courses	138	682	20.2%	10.0%	10.5%	9.0%
% of FP17s Relating to Free Repair or Replacements	7	682	1.0%	0.6%	0.6%	0.8%
% of FP17s Relating to Continuations	2	682	0.3%	0.9%	0.8%	1.1%
% of Patients satisfied with the dentistry they have received	1	2	N/A	90.0%	89.0%	91.5%
% of Patients satisfied with the time they had to wait for an appointment	2	2	N/A	87.4%	84.2%	87.9%

* This is based on patients treated on this contract for their most recent course of treatment. Figures in italics indicate the base number of FP17s or Patient Questionnaire responses are less than 100. N/A is shown where the base number of responses is less than 10 during the period. % is calculated as Quantity/Base number*100

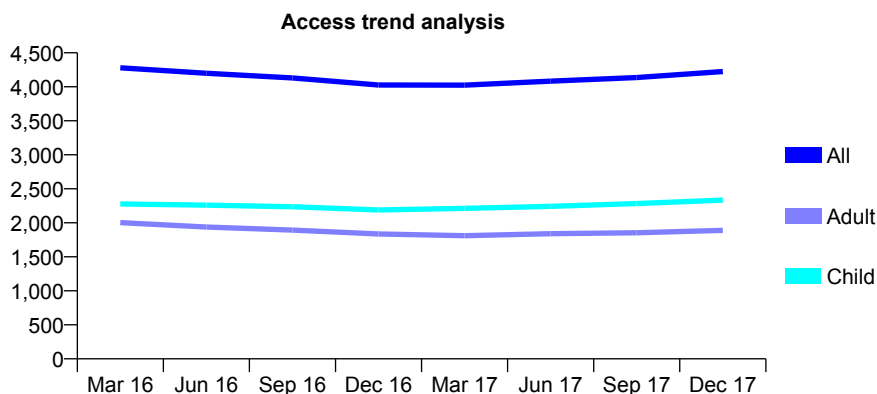
Q63 - Vital Signs At a Glance Contract Report for 321176/0001 - December 2017

Name or company name	MR RS PATEL
Contract type name	GDS Contract
Purpose of contract	General
Contract start date	01/04/2006
Contract end date	

17/18 Contracted general activity (UDA)	11,373
Carry forward general activity (UDA)	10
17/18 Contracted orthodontic activity (UOA)	0
Carry forward orthodontic activity (UOA)	0
Baseline contract value	£361,993.87

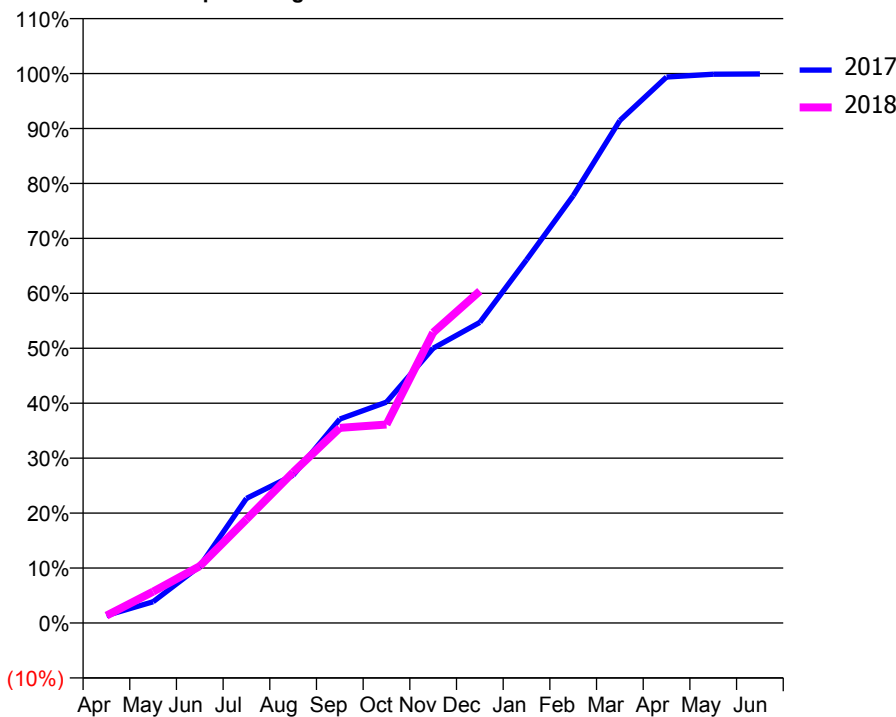
ACCESS*

Patients seen in 24 months	Total	Change since previous quarter
Quarter ending December 2016	4,026	
Quarter ending March 2017	4,024	→
Quarter ending June 2017	4,083	→
Quarter ending September 2017	4,136	→
Quarter ending December 2017	4,225	↑
Variance since December 2016	4.9%	↑



ACTIVITY

Cumulative percentage of contracted UDA delivered 2017 & 2018



Adjusted Scheduled Activity (UDA)

Month	2017	2018
April	157	152
May	441	650
June	1,176	1,177
July	2,578	2,146
August	3,058	3,121
September	4,221	4,040
October	4,570	4,108
November	5,686	6,013
December	6,221	6,870
January	7,516	
February	8,844	
March	10,400	
April	11,300	
May	11,357	
June	11,363	

QUALITY

	Quantity	Base Number	Contract	AT	Region	England
% of FP17s for the same patient ID Re-attending within 3 months - Children	201	2,189	9.2%	10.2%	11.6%	12.0%
% of FP17s for the same patient ID Re-attending within 3 months - Adults	494	1,605	30.8%	15.3%	16.7%	15.9%
% of FP17s for the same patient ID Re-attending between 3 & 9 months - Children	1,038	2,189	47.4%	48.0%	47.3%	58.0%
% of FP17s for the same patient ID Re-attending between 3 & 9 months - Adults	536	1,605	33.4%	38.2%	38.3%	50.5%
% of FP17s for Band 1 Urgent Courses	583	3,111	18.7%	10.0%	10.5%	9.0%
% of FP17s Relating to Free Repair or Replacements	0	3,111	0.0%	0.6%	0.6%	0.8%
% of FP17s Relating to Continuations	0	3,111	0.0%	0.9%	0.8%	1.1%
% of Patients satisfied with the dentistry they have received	0	0	N/A	90.0%	89.0%	91.5%
% of Patients satisfied with the time they had to wait for an appointment	0	0	N/A	87.4%	84.2%	87.9%

* This is based on patients treated on this contract for their most recent course of treatment. Figures in italics indicate the base number of FP17s or Patient Questionnaire responses are less than 100. N/A is shown where the base number of responses is less than 10 during the period. % is calculated as Quantity/Base number*100

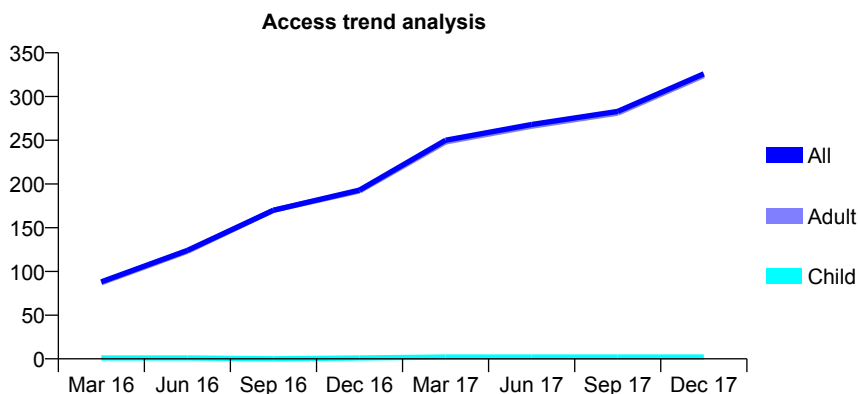
Q63 - Vital Signs At a Glance Contract Report for 321176/0003 - December 2017

Name or company name	MR RS PATEL
Contract type name	PDS Contract
Purpose of contract	General
Contract start date	01/06/2013
Contract end date	31/03/2018

17/18 Contracted general activity (UDA)	850
Carry forward general activity (UDA)	0
17/18 Contracted orthodontic activity (UOA)	0
Carry forward orthodontic activity (UOA)	0
Baseline contract value	£45,035.15

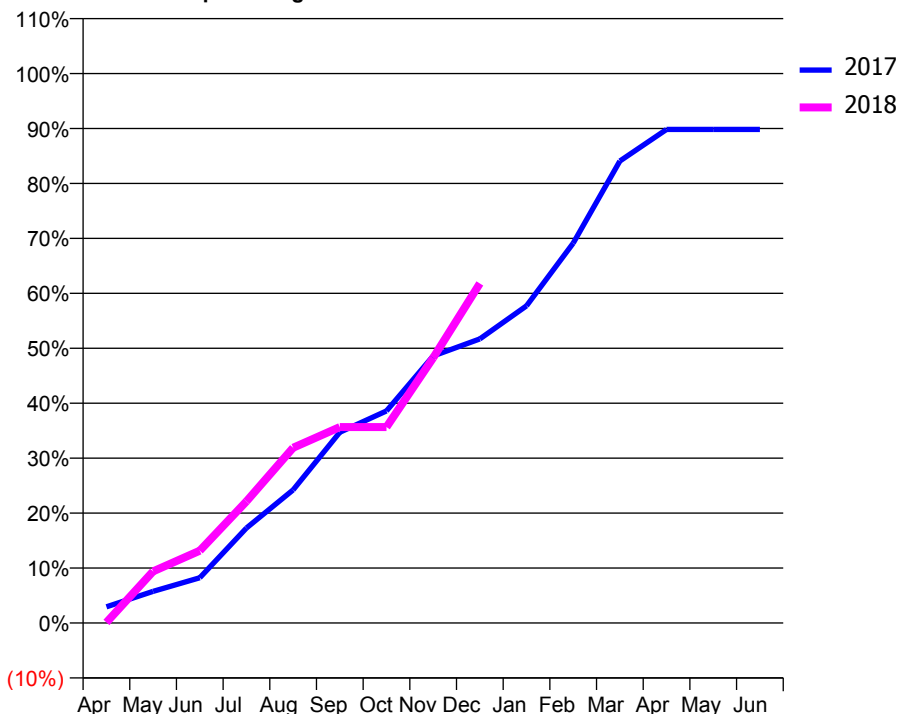
ACCESS*

Patients seen in 24 months	Total	Change since previous quarter
Quarter ending December 2016	193	
Quarter ending March 2017	250	↑
Quarter ending June 2017	268	↑
Quarter ending September 2017	283	↑
Quarter ending December 2017	326	↑
Variance since December 2016	68.9%	↑



ACTIVITY

Cumulative percentage of contracted UDA delivered 2017 & 2018



Month	Adjusted Scheduled Activity (UDA)	
	2017	2018
April	25	1
May	49	80
June	70	112
July	147	188
August	206	271
September	295	303
October	328	303
November	413	410
December	439	525
January	491	
February	588	
March	715	
April	764	
May	764	
June	764	

QUALITY

	Quantity	Base Number	Contract	AT	Region	England
% of FP17s for the same patient ID Re-attending within 3 months - Children	0	0	N/A	10.2%	11.6%	12.0%
% of FP17s for the same patient ID Re-attending within 3 months - Adults	1	210	0.5%	15.3%	16.7%	15.9%
% of FP17s for the same patient ID Re-attending between 3 & 9 months - Children	0	0	N/A	48.0%	47.3%	58.0%
% of FP17s for the same patient ID Re-attending between 3 & 9 months - Adults	0	210	0.0%	38.2%	38.3%	50.5%
% of FP17s for Band 1 Urgent Courses	1	193	0.5%	10.0%	10.5%	9.0%
% of FP17s Relating to Free Repair or Replacements	0	193	0.0%	0.6%	0.6%	0.8%
% of FP17s Relating to Continuations	0	193	0.0%	0.9%	0.8%	1.1%
% of Patients satisfied with the dentistry they have received	0	0	N/A	90.0%	89.0%	91.5%
% of Patients satisfied with the time they had to wait for an appointment	0	0	N/A	87.4%	84.2%	87.9%

* This is based on patients treated on this contract for their most recent course of treatment. Figures in italics indicate the base number of FP17s or Patient Questionnaire responses are less than 100. N/A is shown where the base number of responses is less than 10 during the period. % is calculated as Quantity/Base number*100

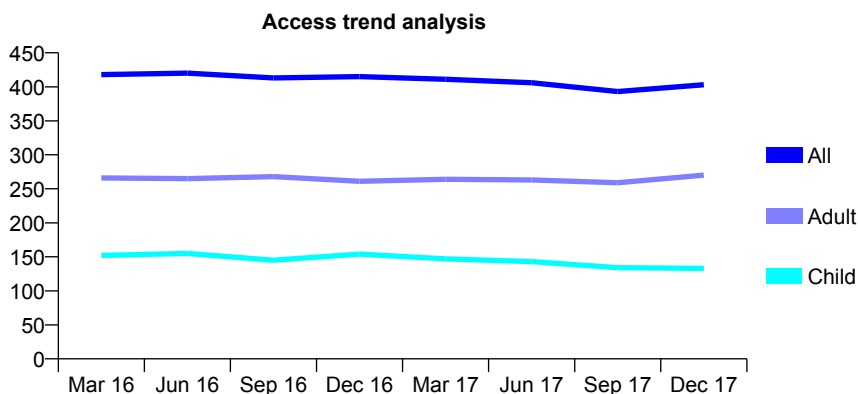
Q63 - Vital Signs At a Glance Contract Report for 322164/0001 - December 2017

Name or company name	Mr V Rhaasa and Mr GK Ooi
Contract type name	GDS Contract
Purpose of contract	General
Contract start date	01/04/2006
Contract end date	

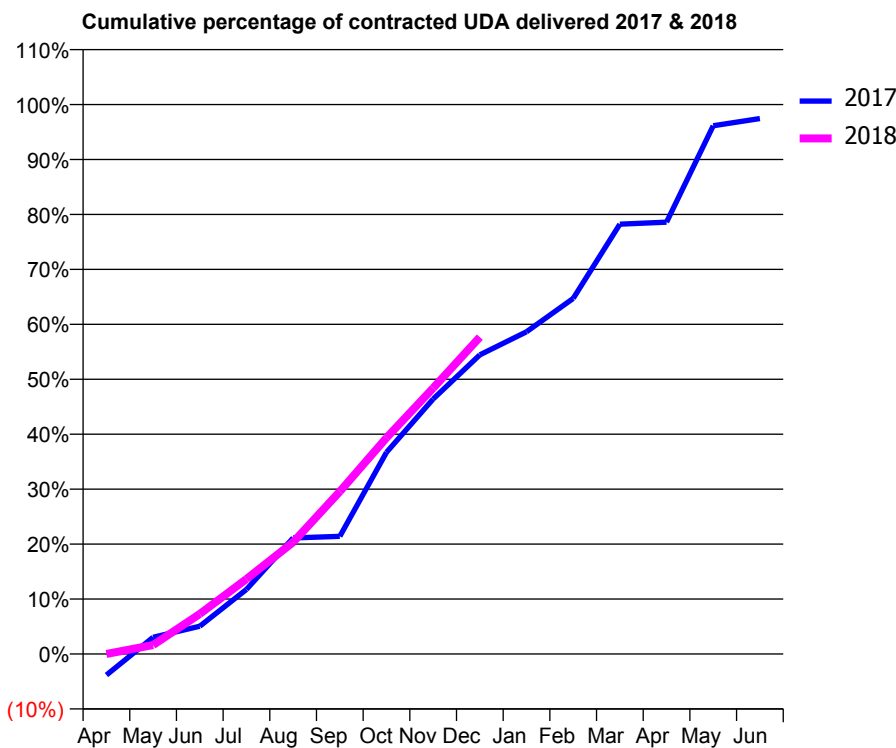
17/18 Contracted general activity (UDA)	1,406
Carry forward general activity (UDA)	0
17/18 Contracted orthodontic activity (UOA)	0
Carry forward orthodontic activity (UOA)	0
Baseline contract value	£46,524.23

ACCESS*

Patients seen in 24 months	Total	Change since previous quarter
Quarter ending December 2016	415	
Quarter ending March 2017	411	→
Quarter ending June 2017	406	↓
Quarter ending September 2017	393	↓
Quarter ending December 2017	403	↑
Variance since December 2016	(2.9%)	↓



ACTIVITY



Month	Adjusted Scheduled Activity (UDA)	
	2017	2018
April	-54	0
May	43	23
June	71	103
July	165	192
August	297	286
September	301	416
October	516	553
November	652	681
December	765	811
January	824	
February	910	
March	1,100	
April	1,105	
May	1,352	
June	1,370	

QUALITY

	Quantity	Base Number	Contract	AT	Region	England
% of FP17s for the same patient ID Re-attending within 3 months - Children	8	141	5.7%	10.2%	11.6%	12.0%
% of FP17s for the same patient ID Re-attending within 3 months - Adults	25	261	9.6%	15.3%	16.7%	15.9%
% of FP17s for the same patient ID Re-attending between 3 & 9 months - Children	88	141	62.4%	48.0%	47.3%	58.0%
% of FP17s for the same patient ID Re-attending between 3 & 9 months - Adults	146	261	55.9%	38.2%	38.3%	50.5%
% of FP17s for Band 1 Urgent Courses	20	309	6.5%	10.0%	10.5%	9.0%
% of FP17s Relating to Free Repair or Replacements	3	309	1.0%	0.6%	0.6%	0.8%
% of FP17s Relating to Continuations	3	309	1.0%	0.9%	0.8%	1.1%
% of Patients satisfied with the dentistry they have received	1	1	N/A	90.0%	89.0%	91.5%
% of Patients satisfied with the time they had to wait for an appointment	0	1	N/A	87.4%	84.2%	87.9%

* This is based on patients treated on this contract for their most recent course of treatment. Figures in italics indicate the base number of FP17s or Patient Questionnaire responses are less than 100. N/A is shown where the base number of responses is less than 10 during the period. % is calculated as Quantity/Base number*100

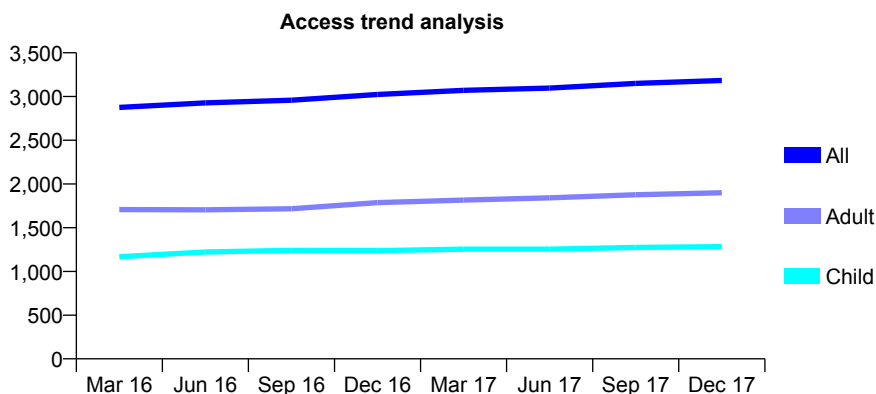
Q63 - Vital Signs At a Glance Contract Report for 324612/0001 - December 2017

Name or company name	MRS KM WALKER
Contract type name	GDS Contract
Purpose of contract	General
Contract start date	01/04/2006
Contract end date	

17/18 Contracted general activity (UDA)	7,295
Carry forward general activity (UDA)	-74
17/18 Contracted orthodontic activity (UOA)	0
Carry forward orthodontic activity (UOA)	0
Baseline contract value	£199,979.17

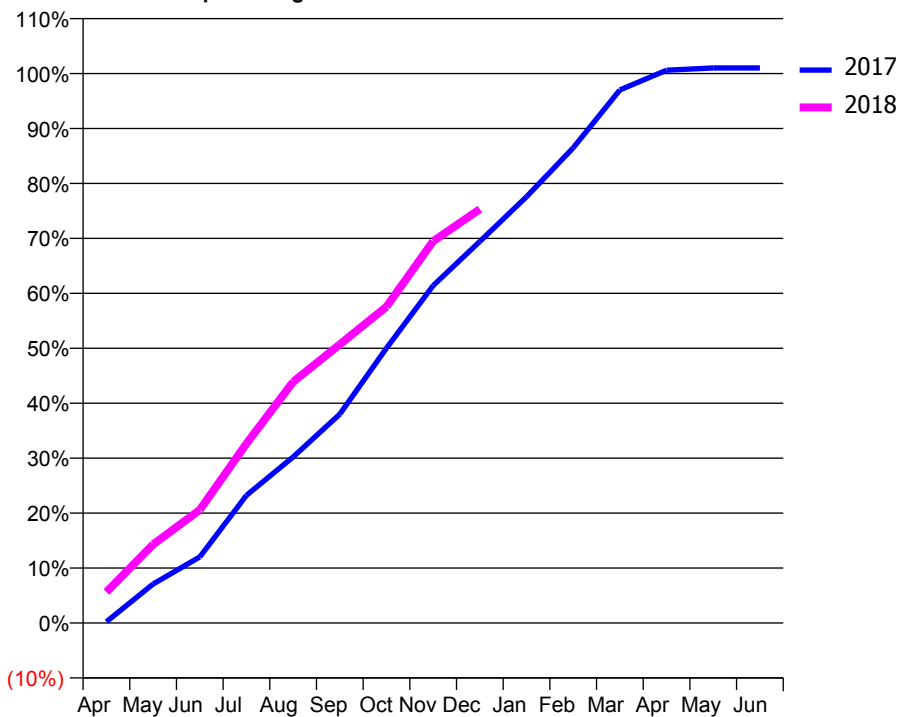
ACCESS*

Patients seen in 24 months	Total	Change since previous quarter
Quarter ending December 2016	3,024	
Quarter ending March 2017	3,070	→
Quarter ending June 2017	3,097	→
Quarter ending September 2017	3,150	→
Quarter ending December 2017	3,183	→
Variance since December 2016	5.3%	↑



ACTIVITY

Cumulative percentage of contracted UDA delivered 2017 & 2018



Month	Adjusted Scheduled Activity (UDA)	
	2017	2018
April	16	412
May	517	1,043
June	877	1,502
July	1,695	2,382
August	2,205	3,201
September	2,773	3,699
October	3,649	4,201
November	4,480	5,069
December	5,066	5,494
January	5,659	
February	6,308	
March	7,077	
April	7,338	
May	7,369	
June	7,369	

QUALITY

	Quantity	Base Number	Contract	AT	Region	England
% of FP17s for the same patient ID Re-attending within 3 months - Children	119	965	12.3%	10.2%	11.6%	12.0%
% of FP17s for the same patient ID Re-attending within 3 months - Adults	304	1,449	21.0%	15.3%	16.7%	15.9%
% of FP17s for the same patient ID Re-attending between 3 & 9 months - Children	257	965	26.6%	48.0%	47.3%	58.0%
% of FP17s for the same patient ID Re-attending between 3 & 9 months - Adults	394	1,449	27.2%	38.2%	38.3%	50.5%
% of FP17s for Band 1 Urgent Courses	466	2,298	20.3%	10.0%	10.5%	9.0%
% of FP17s Relating to Free Repair or Replacements	0	2,298	0.0%	0.6%	0.6%	0.8%
% of FP17s Relating to Continuations	24	2,298	1.0%	0.9%	0.8%	1.1%
% of Patients satisfied with the dentistry they have received	2	3	N/A	90.0%	89.0%	91.5%
% of Patients satisfied with the time they had to wait for an appointment	1	3	N/A	87.4%	84.2%	87.9%

* This is based on patients treated on this contract for their most recent course of treatment. Figures in italics indicate the base number of FP17s or Patient Questionnaire responses are less than 100. N/A is shown where the base number of responses is less than 10 during the period. % is calculated as Quantity/Base number*100

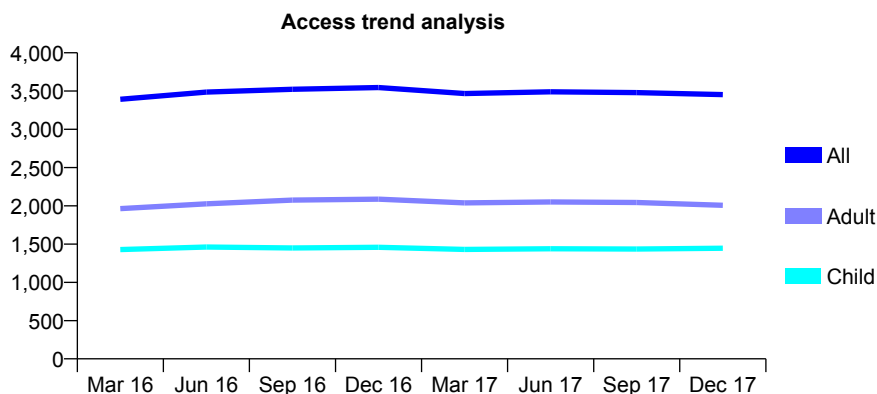
Q63 - Vital Signs At a Glance Contract Report for 324752/0001 - December 2017

Name or company name	MRS SW DONNELLY
Contract type name	GDS Contract
Purpose of contract	General
Contract start date	01/04/2006
Contract end date	

17/18 Contracted general activity (UDA)	6,835
Carry forward general activity (UDA)	-137
17/18 Contracted orthodontic activity (UOA)	0
Carry forward orthodontic activity (UOA)	0
Baseline contract value	£217,164.21

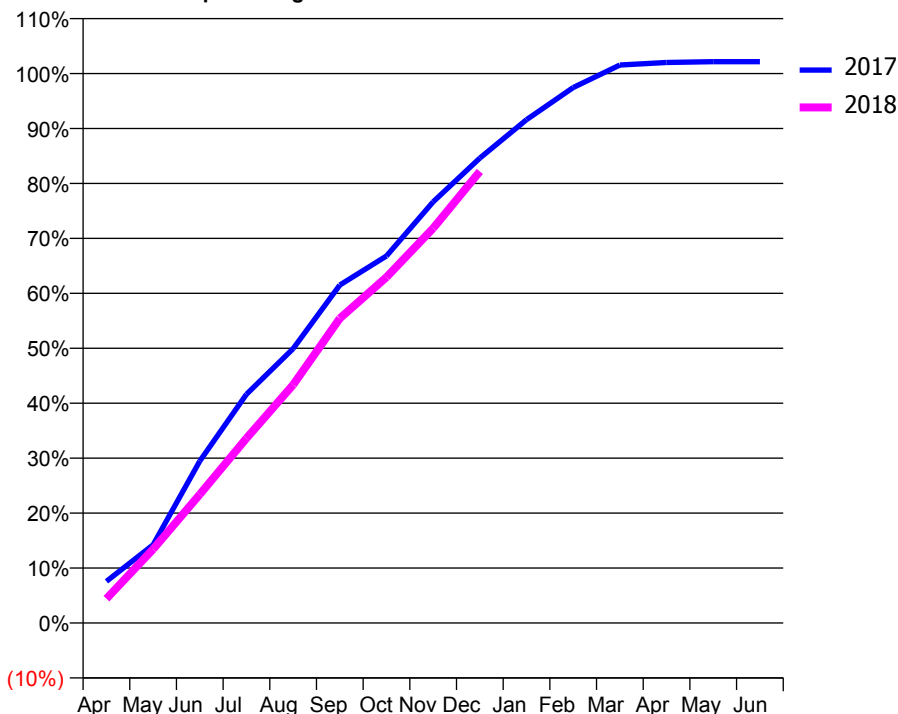
ACCESS*

Patients seen in 24 months	Total	Change since previous quarter
Quarter ending December 2016	3,546	
Quarter ending March 2017	3,468	↓
Quarter ending June 2017	3,490	→
Quarter ending September 2017	3,480	→
Quarter ending December 2017	3,453	→
Variance since December 2016	(2.6%)	↓



ACTIVITY

Cumulative percentage of contracted UDA delivered 2017 & 2018



Month	Adjusted Scheduled Activity (UDA)	
	2017	2018
April	518	303
May	972	918
June	2,014	1,600
July	2,845	2,299
August	3,413	2,963
September	4,204	3,789
October	4,565	4,302
November	5,239	4,911
December	5,782	5,618
January	6,260	
February	6,660	
March	6,940	
April	6,972	
May	6,982	
June	6,982	

QUALITY

	Quantity	Base Number	Contract	AT	Region	England
% of FP17s for the same patient ID Re-attending within 3 months - Children	54	1,003	5.4%	10.2%	11.6%	12.0%
% of FP17s for the same patient ID Re-attending within 3 months - Adults	151	1,436	10.5%	15.3%	16.7%	15.9%
% of FP17s for the same patient ID Re-attending between 3 & 9 months - Children	200	1,003	19.9%	48.0%	47.3%	58.0%
% of FP17s for the same patient ID Re-attending between 3 & 9 months - Adults	290	1,436	20.2%	38.2%	38.3%	50.5%
% of FP17s for Band 1 Urgent Courses	228	2,400	9.5%	10.0%	10.5%	9.0%
% of FP17s Relating to Free Repair or Replacements	0	2,400	0.0%	0.6%	0.6%	0.8%
% of FP17s Relating to Continuations	14	2,400	0.6%	0.9%	0.8%	1.1%
% of Patients satisfied with the dentistry they have received	1	1	N/A	90.0%	89.0%	91.5%
% of Patients satisfied with the time they had to wait for an appointment	0	1	N/A	87.4%	84.2%	87.9%

* This is based on patients treated on this contract for their most recent course of treatment. Figures in italics indicate the base number of FP17s or Patient Questionnaire responses are less than 100. N/A is shown where the base number of responses is less than 10 during the period. % is calculated as Quantity/Base number*100

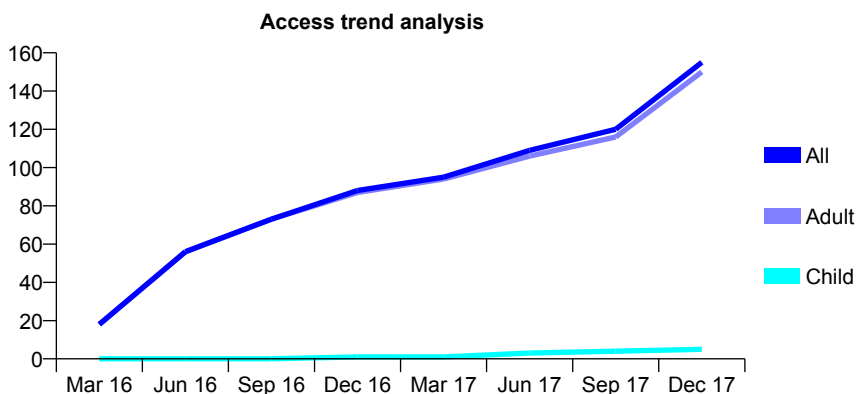
Q63 - Vital Signs At a Glance Contract Report for 324752/0002 - December 2017

Name or company name	MRS SW DONNELLY
Contract type name	PDS Contract
Purpose of contract	General
Contract start date	01/06/2013
Contract end date	31/03/2018

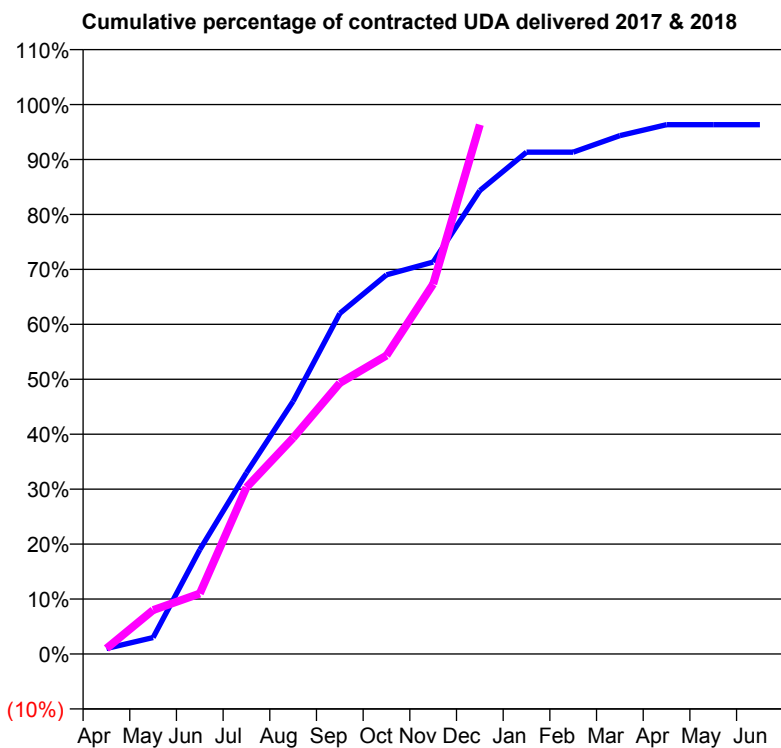
17/18 Contracted general activity (UDA)	300
Carry forward general activity (UDA)	0
17/18 Contracted orthodontic activity (UOA)	0
Carry forward orthodontic activity (UOA)	0
Baseline contract value	£16,514.04

ACCESS*

Patients seen in 24 months	Total	Change since previous quarter
Quarter ending December 2016	88	
Quarter ending March 2017	95	↑
Quarter ending June 2017	109	↑
Quarter ending September 2017	120	↑
Quarter ending December 2017	155	↑
Variance since December 2016	76.1%	↑



ACTIVITY



Month	Adjusted Scheduled Activity (UDA)	
	2017	2018
April	3	3
May	9	24
June	57	33
July	99	91
August	138	118
September	186	148
October	207	163
November	214	202
December	253	289
January	274	
February	274	
March	283	
April	289	
May	289	
June	289	

QUALITY

	Quantity	Base Number	Contract	AT	Region	England
% of FP17s for the same patient ID Re-attending within 3 months - Children	0	6	0.0%	10.2%	11.6%	12.0%
% of FP17s for the same patient ID Re-attending within 3 months - Adults	0	98	0.0%	15.3%	16.7%	15.9%
% of FP17s for the same patient ID Re-attending between 3 & 9 months - Children	0	6	0.0%	48.0%	47.3%	58.0%
% of FP17s for the same patient ID Re-attending between 3 & 9 months - Adults	2	98	2.0%	38.2%	38.3%	50.5%
% of FP17s for Band 1 Urgent Courses	0	102	0.0%	10.0%	10.5%	9.0%
% of FP17s Relating to Free Repair or Replacements	0	102	0.0%	0.6%	0.6%	0.8%
% of FP17s Relating to Continuations	0	102	0.0%	0.9%	0.8%	1.1%
% of Patients satisfied with the dentistry they have received	0	0	N/A	90.0%	89.0%	91.5%
% of Patients satisfied with the time they had to wait for an appointment	0	0	N/A	87.4%	84.2%	87.9%

* This is based on patients treated on this contract for their most recent course of treatment. Figures in italics indicate the base number of FP17s or Patient Questionnaire responses are less than 100. N/A is shown where the base number of responses is less than 10 during the period. % is calculated as Quantity/Base number*100

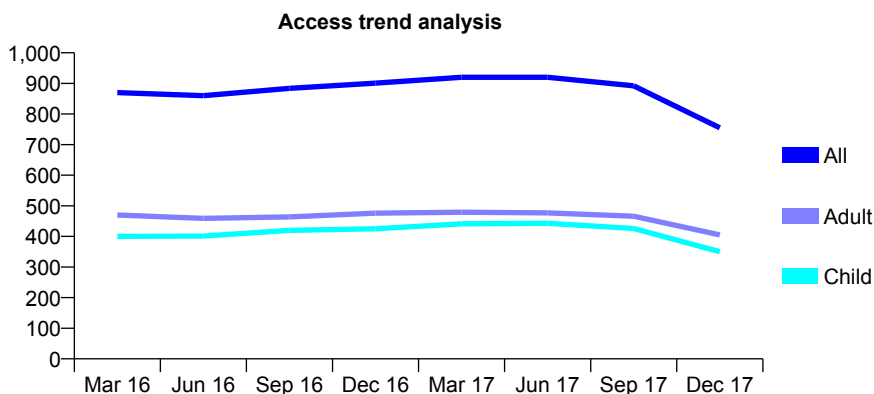
Q63 - Vital Signs At a Glance Contract Report for 325317/0001 - December 2017

Name or company name	MR PD EVANS
Contract type name	GDS Contract
Purpose of contract	General
Contract start date	01/04/2006
Contract end date	

17/18 Contracted general activity (UDA)	2,800
Carry forward general activity (UDA)	66
17/18 Contracted orthodontic activity (UOA)	0
Carry forward orthodontic activity (UOA)	0
Baseline contract value	£66,237.81

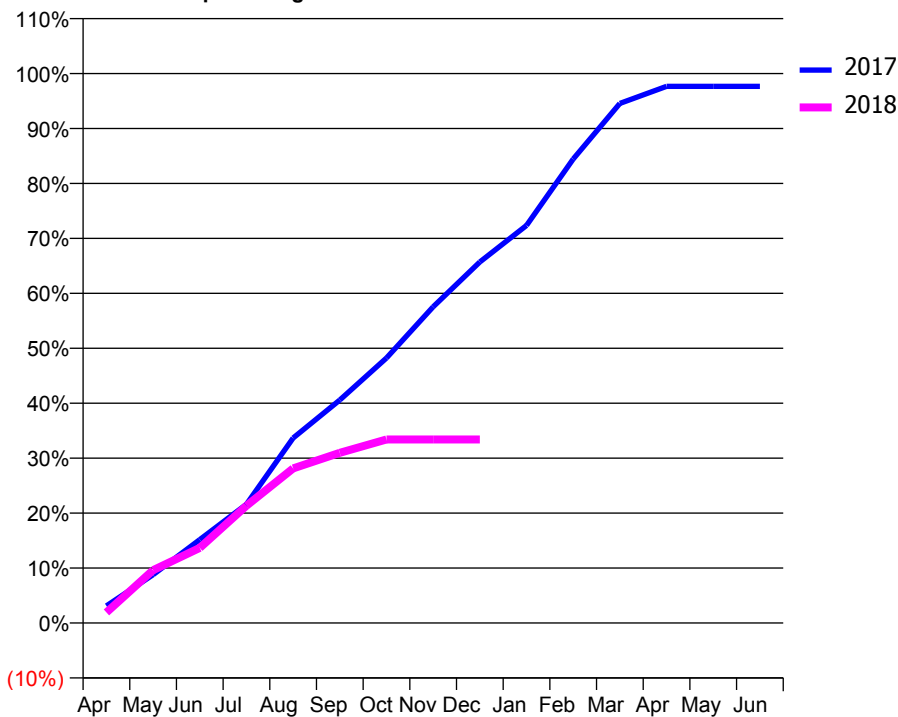
ACCESS*

Patients seen in 24 months	Total	Change since previous quarter
Quarter ending December 2016	901	
Quarter ending March 2017	920	↑
Quarter ending June 2017	920	→
Quarter ending September 2017	892	↓
Quarter ending December 2017	755	↓
Variance since December 2016	(16.2%)	↓



ACTIVITY

Cumulative percentage of contracted UDA delivered 2017 & 2018



Adjusted Scheduled Activity (UDA)

Month	2017	2018
April	87	54
May	247	270
June	425	383
July	605	598
August	943	788
September	1,137	867
October	1,350	936
November	1,611	936
December	1,840	936
January	2,026	
February	2,364	
March	2,647	
April	2,734	
May	2,734	
June	2,734	

QUALITY

	Quantity	Base Number	Contract	AT	Region	England
% of FP17s for the same patient ID Re-attending within 3 months - Children	17	305	5.6%	10.2%	11.6%	12.0%
% of FP17s for the same patient ID Re-attending within 3 months - Adults	43	250	17.2%	15.3%	16.7%	15.9%
% of FP17s for the same patient ID Re-attending between 3 & 9 months - Children	197	305	64.6%	48.0%	47.3%	58.0%
% of FP17s for the same patient ID Re-attending between 3 & 9 months - Adults	132	250	52.8%	38.2%	38.3%	50.5%
% of FP17s for Band 1 Urgent Courses	33	510	6.5%	10.0%	10.5%	9.0%
% of FP17s Relating to Free Repair or Replacements	0	510	0.0%	0.6%	0.6%	0.8%
% of FP17s Relating to Continuations	1	510	0.2%	0.9%	0.8%	1.1%
% of Patients satisfied with the dentistry they have received	1	1	N/A	90.0%	89.0%	91.5%
% of Patients satisfied with the time they had to wait for an appointment	1	1	N/A	87.4%	84.2%	87.9%

* This is based on patients treated on this contract for their most recent course of treatment. Figures in italics indicate the base number of FP17s or Patient Questionnaire responses are less than 100. N/A is shown where the base number of responses is less than 10 during the period. % is calculated as Quantity/Base number*100

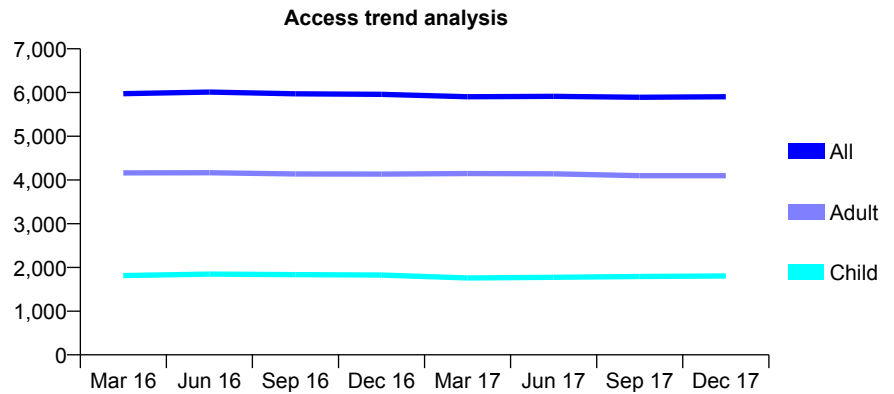
Q63 - Vital Signs At a Glance Contract Report for 325333/0001 - December 2017

Name or company name	MR JT BLANKENDAAL
Contract type name	GDS Contract
Purpose of contract	General
Contract start date	01/04/2006
Contract end date	

17/18 Contracted general activity (UDA)	23,073
Carry forward general activity (UDA)	612
17/18 Contracted orthodontic activity (UOA)	0
Carry forward orthodontic activity (UOA)	0
Baseline contract value	£793,288.42

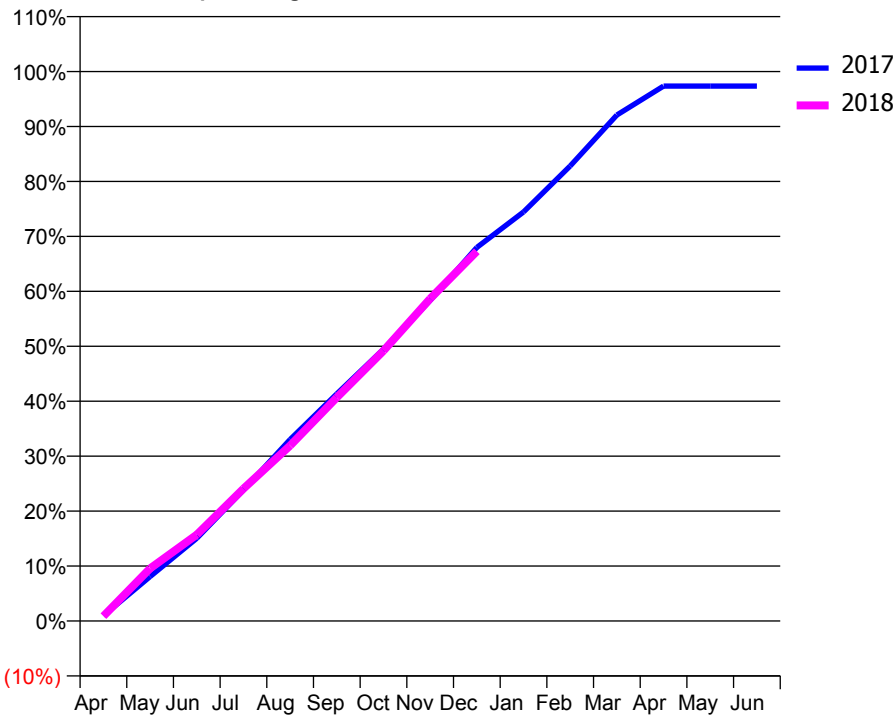
ACCESS*

Patients seen in 24 months	Total	Change since previous quarter
Quarter ending December 2016	5,959	
Quarter ending March 2017	5,903	→
Quarter ending June 2017	5,914	→
Quarter ending September 2017	5,892	→
Quarter ending December 2017	5,902	→
Variance since December 2016	(1.0%)	→



ACTIVITY

Cumulative percentage of contracted UDA delivered 2017 & 2018



Month	Adjusted Scheduled Activity (UDA)	
	2017	2018
April	229	204
May	1,869	2,211
June	3,475	3,626
July	5,501	5,558
August	7,623	7,367
September	9,540	9,384
October	11,415	11,348
November	13,463	13,535
December	15,688	15,522
January	17,175	
February	19,109	
March	21,248	
April	22,458	
May	22,462	
June	22,461	

QUALITY

	Quantity	Base Number	Contract	AT	Region	England
% of FP17s for the same patient ID Re-attending within 3 months - Children	96	1,792	5.4%	10.2%	11.6%	12.0%
% of FP17s for the same patient ID Re-attending within 3 months - Adults	393	3,640	10.8%	15.3%	16.7%	15.9%
% of FP17s for the same patient ID Re-attending between 3 & 9 months - Children	1,045	1,792	58.3%	48.0%	47.3%	58.0%
% of FP17s for the same patient ID Re-attending between 3 & 9 months - Adults	1,834	3,640	50.4%	38.2%	38.3%	50.5%
% of FP17s for Band 1 Urgent Courses	338	5,107	6.6%	10.0%	10.5%	9.0%
% of FP17s Relating to Free Repair or Replacements	18	5,107	0.4%	0.6%	0.6%	0.8%
% of FP17s Relating to Continuations	8	5,107	0.2%	0.9%	0.8%	1.1%
% of Patients satisfied with the dentistry they have received	6	7	N/A	90.0%	89.0%	91.5%
% of Patients satisfied with the time they had to wait for an appointment	7	7	N/A	87.4%	84.2%	87.9%

* This is based on patients treated on this contract for their most recent course of treatment. Figures in italics indicate the base number of FP17s or Patient Questionnaire responses are less than 100. N/A is shown where the base number of responses is less than 10 during the period. % is calculated as Quantity/Base number*100

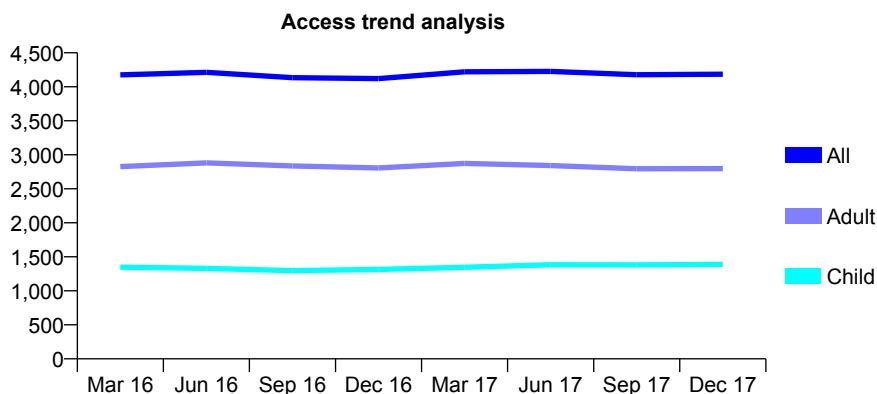
Q63 - Vital Signs At a Glance Contract Report for 330191/0001 - December 2017

Name or company name	MR ID HENNING
Contract type name	GDS Contract
Purpose of contract	General
Contract start date	01/04/2006
Contract end date	

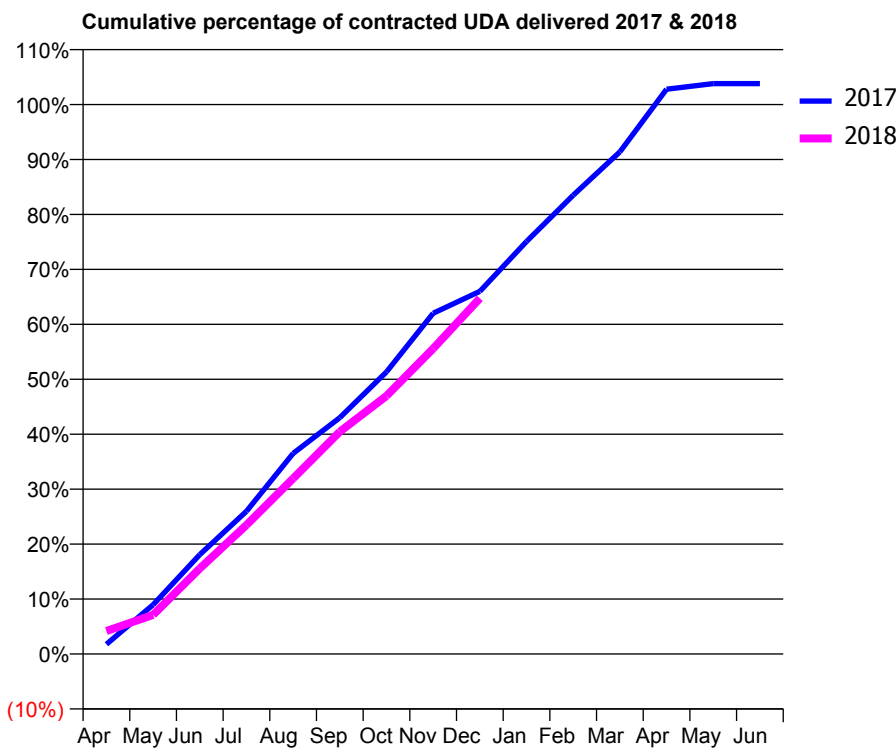
17/18 Contracted general activity (UDA)	8,428
Carry forward general activity (UDA)	-169
17/18 Contracted orthodontic activity (UOA)	0
Carry forward orthodontic activity (UOA)	0
Baseline contract value	£201,413.78

ACCESS*

Patients seen in 24 months	Total	Change since previous quarter
Quarter ending December 2016	4,120	
Quarter ending March 2017	4,221	↑
Quarter ending June 2017	4,226	→
Quarter ending September 2017	4,178	↓
Quarter ending December 2017	4,186	→
Variance since December 2016	1.6%	→



ACTIVITY



Month	Adjusted Scheduled Activity (UDA)	
	2017	2018
April	151	352
May	757	600
June	1,524	1,313
July	2,189	1,979
August	3,077	2,692
September	3,625	3,409
October	4,326	3,959
November	5,227	4,685
December	5,563	5,455
January	6,328	
February	7,036	
March	7,702	
April	8,663	
May	8,748	
June	8,748	

QUALITY

	Quantity	Base Number	Contract	AT	Region	England
% of FP17s for the same patient ID Re-attending within 3 months - Children	58	1,229	4.7%	10.2%	11.6%	12.0%
% of FP17s for the same patient ID Re-attending within 3 months - Adults	117	1,882	6.2%	15.3%	16.7%	15.9%
% of FP17s for the same patient ID Re-attending between 3 & 9 months - Children	529	1,229	43.0%	48.0%	47.3%	58.0%
% of FP17s for the same patient ID Re-attending between 3 & 9 months - Adults	560	1,882	29.8%	38.2%	38.3%	50.5%
% of FP17s for Band 1 Urgent Courses	106	2,583	4.1%	10.0%	10.5%	9.0%
% of FP17s Relating to Free Repair or Replacements	11	2,583	0.4%	0.6%	0.6%	0.8%
% of FP17s Relating to Continuations	27	2,583	1.0%	0.9%	0.8%	1.1%
% of Patients satisfied with the dentistry they have received	4	4	N/A	90.0%	89.0%	91.5%
% of Patients satisfied with the time they had to wait for an appointment	4	4	N/A	87.4%	84.2%	87.9%

* This is based on patients treated on this contract for their most recent course of treatment. Figures in italics indicate the base number of FP17s or Patient Questionnaire responses are less than 100. N/A is shown where the base number of responses is less than 10 during the period. % is calculated as Quantity/Base number*100

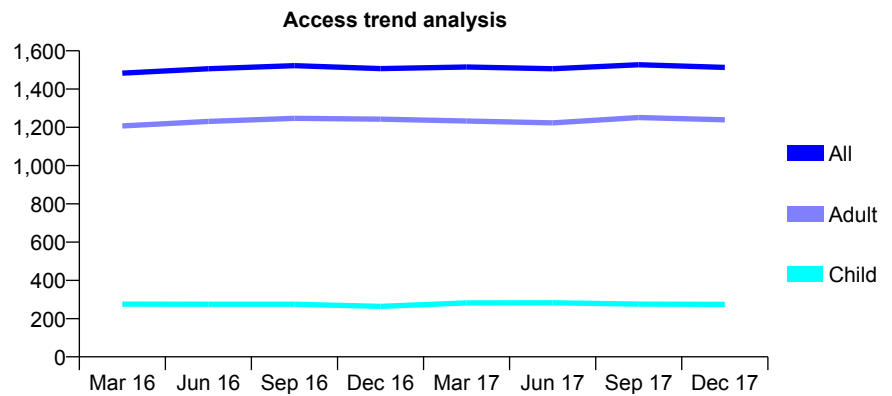
Q63 - Vital Signs At a Glance Contract Report for 330361/0001 - December 2017

Name or company name	MRS RH PATEL
Contract type name	GDS Contract
Purpose of contract	General
Contract start date	01/04/2006
Contract end date	

17/18 Contracted general activity (UDA)	4,100
Carry forward general activity (UDA)	-23
17/18 Contracted orthodontic activity (UOA)	0
Carry forward orthodontic activity (UOA)	0
Baseline contract value	£109,346.62

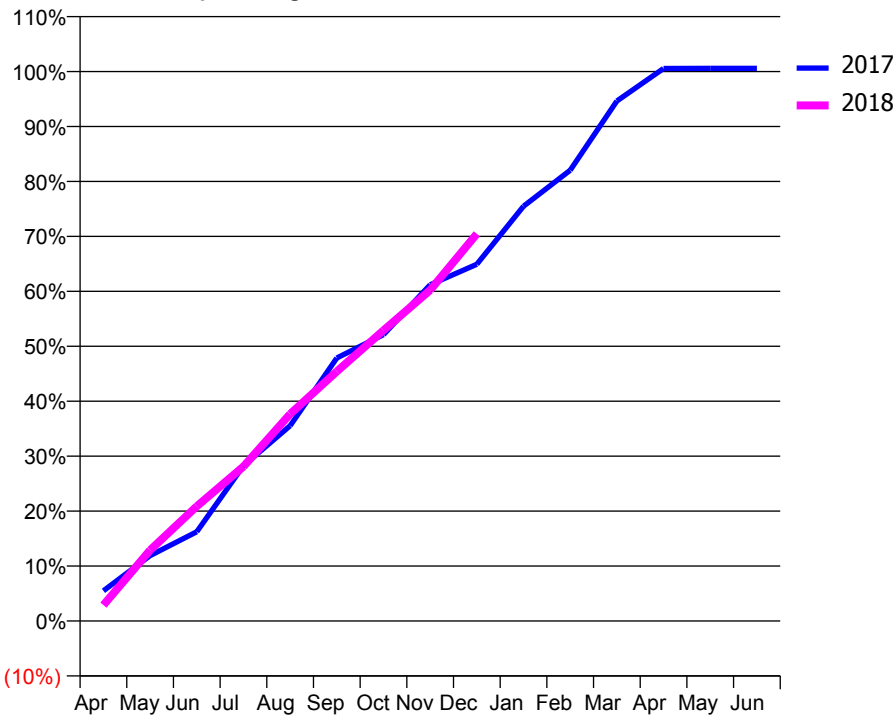
ACCESS*

Patients seen in 24 months	Total	Change since previous quarter
Quarter ending December 2016	1,507	
Quarter ending March 2017	1,515	→
Quarter ending June 2017	1,506	→
Quarter ending September 2017	1,527	→
Quarter ending December 2017	1,513	→
Variance since December 2016	0.4%	→



ACTIVITY

Cumulative percentage of contracted UDA delivered 2017 & 2018



Month	Adjusted Scheduled Activity (UDA)	
	2017	2018
April	225	119
May	488	529
June	666	857
July	1,159	1,153
August	1,457	1,545
September	1,963	1,862
October	2,136	2,168
November	2,509	2,469
December	2,662	2,889
January	3,095	
February	3,363	
March	3,880	
April	4,122	
May	4,123	
June	4,123	

QUALITY

	Quantity	Base Number	Contract	AT	Region	England
% of FP17s for the same patient ID Re-attending within 3 months - Children	8	304	2.6%	10.2%	11.6%	12.0%
% of FP17s for the same patient ID Re-attending within 3 months - Adults	77	1,252	6.2%	15.3%	16.7%	15.9%
% of FP17s for the same patient ID Re-attending between 3 & 9 months - Children	195	304	64.1%	48.0%	47.3%	58.0%
% of FP17s for the same patient ID Re-attending between 3 & 9 months - Adults	782	1,252	62.5%	38.2%	38.3%	50.5%
% of FP17s for Band 1 Urgent Courses	97	1,464	6.6%	10.0%	10.5%	9.0%
% of FP17s Relating to Free Repair or Replacements	0	1,464	0.0%	0.6%	0.6%	0.8%
% of FP17s Relating to Continuations	0	1,464	0.0%	0.9%	0.8%	1.1%
% of Patients satisfied with the dentistry they have received	1	1	N/A	90.0%	89.0%	91.5%
% of Patients satisfied with the time they had to wait for an appointment	1	1	N/A	87.4%	84.2%	87.9%

* This is based on patients treated on this contract for their most recent course of treatment. Figures in italics indicate the base number of FP17s or Patient Questionnaire responses are less than 100. N/A is shown where the base number of responses is less than 10 during the period. % is calculated as Quantity/Base number*100

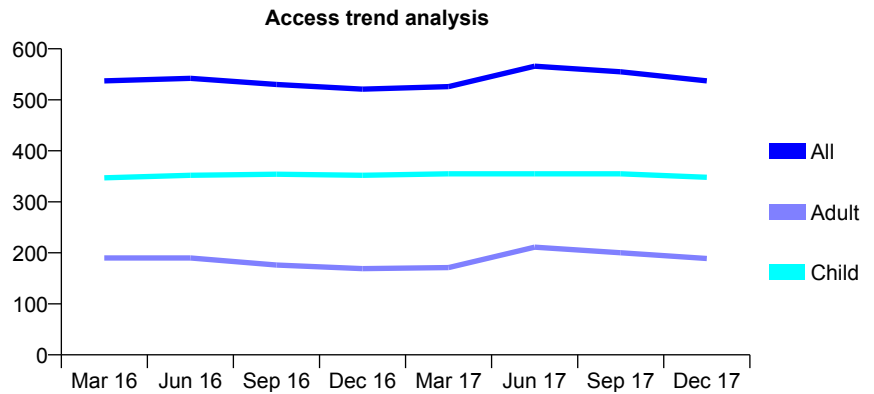
Q63 - Vital Signs At a Glance Contract Report for 331228/0001 - December 2017

Name or company name	MR S PATEL
Contract type name	GDS Contract
Purpose of contract	General
Contract start date	01/04/2006
Contract end date	

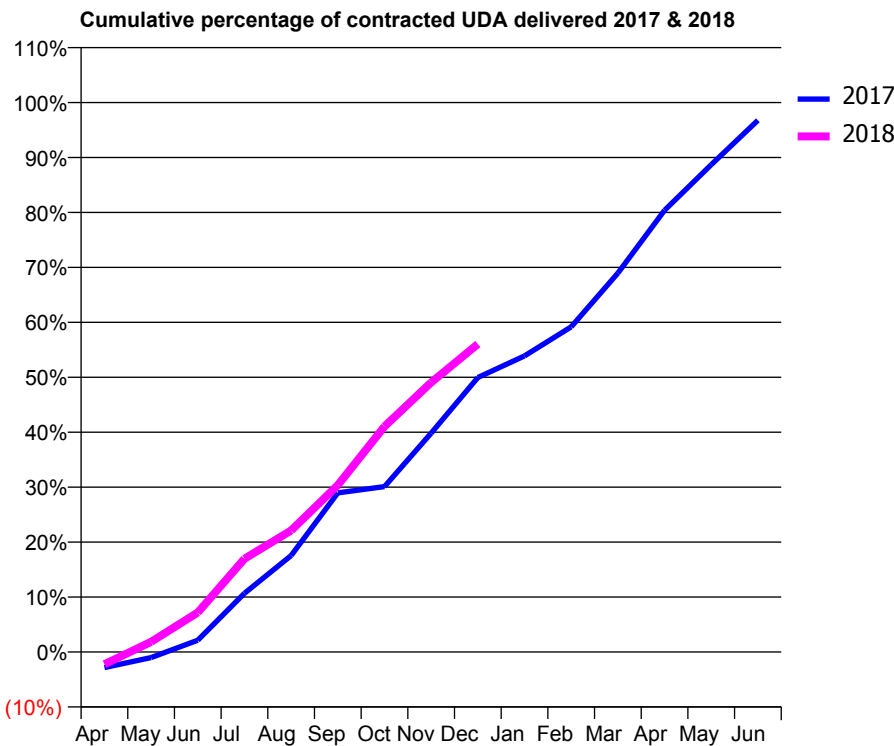
17/18 Contracted general activity (UDA)	1,155
Carry forward general activity (UDA)	37
17/18 Contracted orthodontic activity (UOA)	0
Carry forward orthodontic activity (UOA)	0
Baseline contract value	£29,585.83

ACCESS*

Patients seen in 24 months	Total	Change since previous quarter
Quarter ending December 2016	521	
Quarter ending March 2017	526	→
Quarter ending June 2017	566	↑
Quarter ending September 2017	555	↓
Quarter ending December 2017	537	↓
Variance since December 2016	3.1%	↑



ACTIVITY



Month	Adjusted Scheduled Activity (UDA)	
	2017	2018
April	-33	-26
May	-12	21
June	25	83
July	123	196
August	203	255
September	335	351
October	348	474
November	460	567
December	577	647
January	622	
February	684	
March	796	
April	928	
May	1,024	
June	1,118	

QUALITY

	Quantity	Base Number	Contract	AT	Region	England
% of FP17s for the same patient ID Re-attending within 3 months - Children	21	356	5.9%	10.2%	11.6%	12.0%
% of FP17s for the same patient ID Re-attending within 3 months - Adults	22	163	13.5%	15.3%	16.7%	15.9%
% of FP17s for the same patient ID Re-attending between 3 & 9 months - Children	168	356	47.2%	48.0%	47.3%	58.0%
% of FP17s for the same patient ID Re-attending between 3 & 9 months - Adults	37	163	22.7%	38.2%	38.3%	50.5%
% of FP17s for Band 1 Urgent Courses	26	394	6.6%	10.0%	10.5%	9.0%
% of FP17s Relating to Free Repair or Replacements	0	394	0.0%	0.6%	0.6%	0.8%
% of FP17s Relating to Continuations	3	394	0.8%	0.9%	0.8%	1.1%
% of Patients satisfied with the dentistry they have received	1	1	N/A	90.0%	89.0%	91.5%
% of Patients satisfied with the time they had to wait for an appointment	1	1	N/A	87.4%	84.2%	87.9%

* This is based on patients treated on this contract for their most recent course of treatment. Figures in italics indicate the base number of FP17s or Patient Questionnaire responses are less than 100. N/A is shown where the base number of responses is less than 10 during the period. % is calculated as Quantity/Base number*100

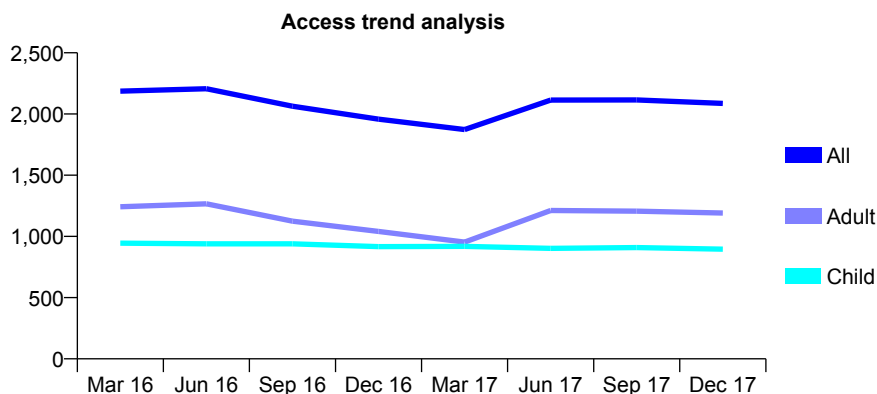
Q63 - Vital Signs At a Glance Contract Report for 331228/0002 - December 2017

Name or company name	MR S PATEL
Contract type name	GDS Contract
Purpose of contract	General
Contract start date	01/04/2006
Contract end date	

17/18 Contracted general activity (UDA)	5,250
Carry forward general activity (UDA)	158
17/18 Contracted orthodontic activity (UOA)	0
Carry forward orthodontic activity (UOA)	0
Baseline contract value	£124,412.65

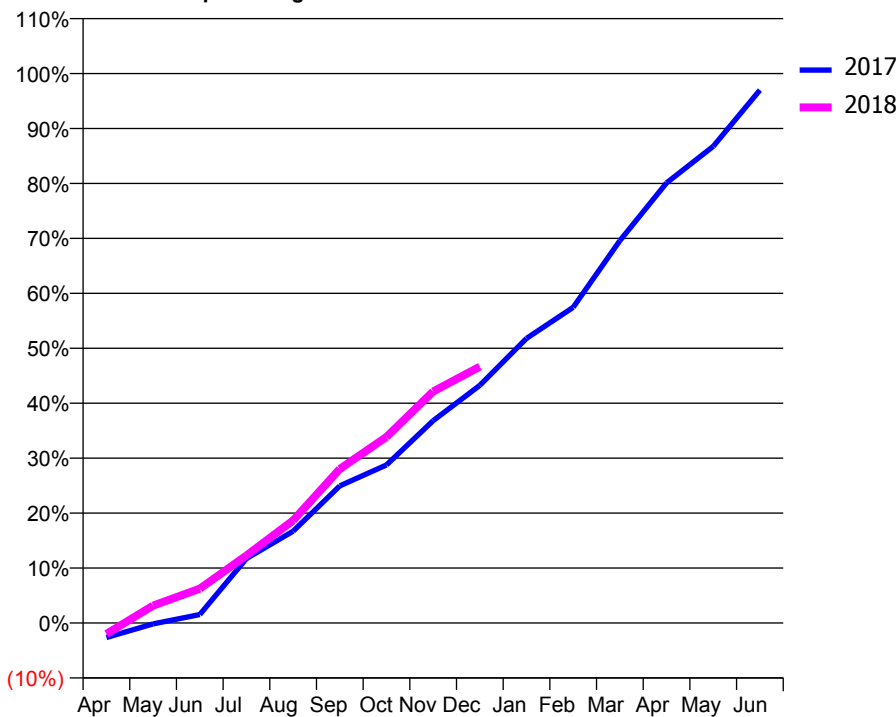
ACCESS*

Patients seen in 24 months	Total	Change since previous quarter
Quarter ending December 2016	1,958	
Quarter ending March 2017	1,873	↓
Quarter ending June 2017	2,114	↑
Quarter ending September 2017	2,115	→
Quarter ending December 2017	2,087	↓
Variance since December 2016	6.6%	↑



ACTIVITY

Cumulative percentage of contracted UDA delivered 2017 & 2018



Month	2017	2018
April	-140	-106
May	-9	166
June	81	328
July	616	645
August	877	980
September	1,310	1,472
October	1,510	1,778
November	1,933	2,212
December	2,271	2,450
January	2,719	
February	3,016	
March	3,653	
April	4,205	
May	4,554	
June	5,092	

QUALITY

	Quantity	Base Number	Contract	AT	Region	England
% of FP17s for the same patient ID Re-attending within 3 months - Children	77	912	8.4%	10.2%	11.6%	12.0%
% of FP17s for the same patient ID Re-attending within 3 months - Adults	102	1,046	9.8%	15.3%	16.7%	15.9%
% of FP17s for the same patient ID Re-attending between 3 & 9 months - Children	463	912	50.8%	48.0%	47.3%	58.0%
% of FP17s for the same patient ID Re-attending between 3 & 9 months - Adults	295	1,046	28.2%	38.2%	38.3%	50.5%
% of FP17s for Band 1 Urgent Courses	102	1,198	8.5%	10.0%	10.5%	9.0%
% of FP17s Relating to Free Repair or Replacements	2	1,198	0.2%	0.6%	0.6%	0.8%
% of FP17s Relating to Continuations	0	1,198	0.0%	0.9%	0.8%	1.1%
% of Patients satisfied with the dentistry they have received	2	2	N/A	90.0%	89.0%	91.5%
% of Patients satisfied with the time they had to wait for an appointment	2	2	N/A	87.4%	84.2%	87.9%

* This is based on patients treated on this contract for their most recent course of treatment. Figures in italics indicate the base number of FP17s or Patient Questionnaire responses are less than 100. N/A is shown where the base number of responses is less than 10 during the period. % is calculated as Quantity/Base number*100

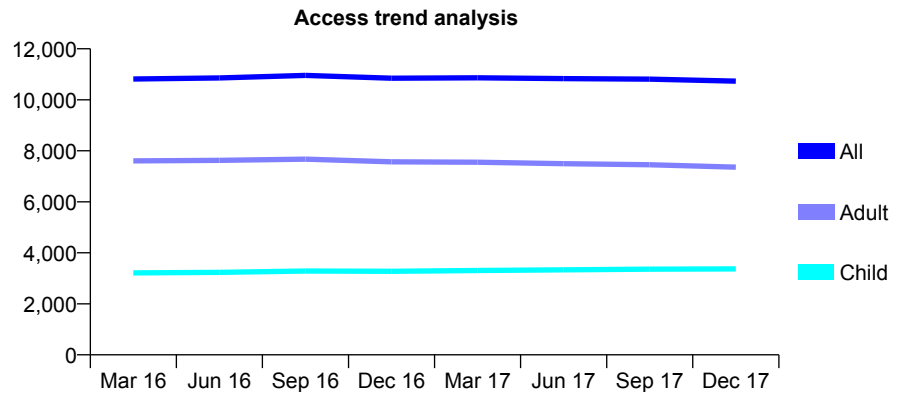
Q63 - Vital Signs At a Glance Contract Report for 331732/0001 - December 2017

Name or company name	MR M HATIMI
Contract type name	GDS Contract
Purpose of contract	General
Contract start date	01/04/2006
Contract end date	

17/18 Contracted general activity (UDA)	30,000
Carry forward general activity (UDA)	1,012
17/18 Contracted orthodontic activity (UOA)	0
Carry forward orthodontic activity (UOA)	0
Baseline contract value	£824,894.22

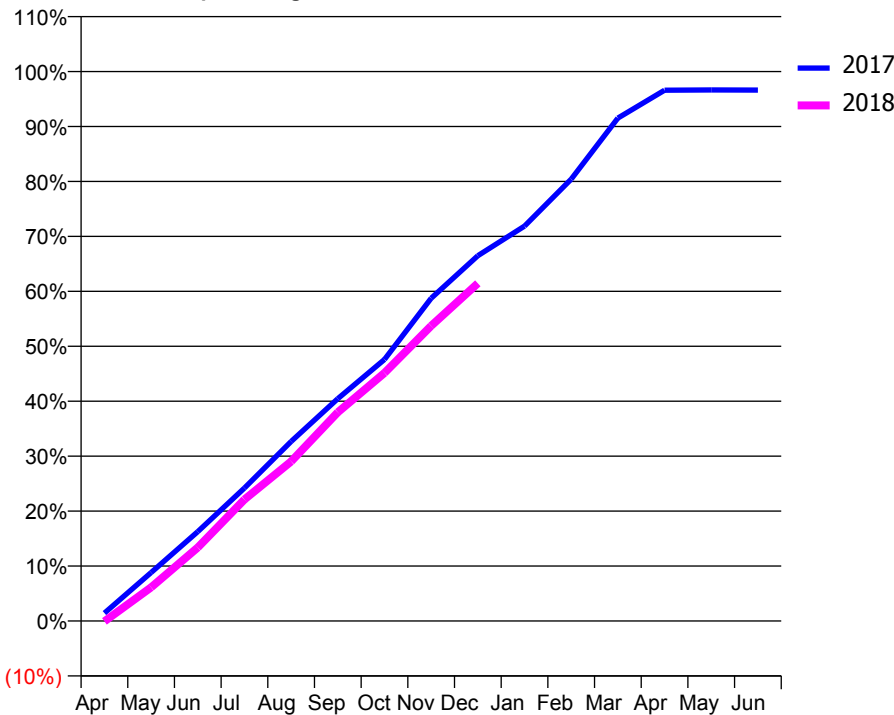
ACCESS*

Patients seen in 24 months	Total	Change since previous quarter
Quarter ending December 2016	10,848	
Quarter ending March 2017	10,863	→
Quarter ending June 2017	10,830	→
Quarter ending September 2017	10,813	→
Quarter ending December 2017	10,733	→
Variance since December 2016	(1.1%)	↓



ACTIVITY

Cumulative percentage of contracted UDA delivered 2017 & 2018



Month	Adjusted Scheduled Activity (UDA)	
	2017	2018
April	431	-28
May	2,644	1,841
June	4,885	4,011
July	7,262	6,637
August	9,804	8,711
September	12,138	11,397
October	14,278	13,543
November	17,622	16,115
December	19,946	18,433
January	21,560	
February	24,120	
March	27,454	
April	28,981	
May	28,992	
June	28,988	

QUALITY

	Quantity	Base Number	Contract	AT	Region	England
% of FP17s for the same patient ID Re-attending within 3 months - Children	248	3,068	8.1%	10.2%	11.6%	12.0%
% of FP17s for the same patient ID Re-attending within 3 months - Adults	937	5,625	16.7%	15.3%	16.7%	15.9%
% of FP17s for the same patient ID Re-attending between 3 & 9 months - Children	1,348	3,068	43.9%	48.0%	47.3%	58.0%
% of FP17s for the same patient ID Re-attending between 3 & 9 months - Adults	1,863	5,625	33.1%	38.2%	38.3%	50.5%
% of FP17s for Band 1 Urgent Courses	1,329	8,187	16.2%	10.0%	10.5%	9.0%
% of FP17s Relating to Free Repair or Replacements	27	8,187	0.3%	0.6%	0.6%	0.8%
% of FP17s Relating to Continuations	14	8,187	0.2%	0.9%	0.8%	1.1%
% of Patients satisfied with the dentistry they have received	4	6	N/A	90.0%	89.0%	91.5%
% of Patients satisfied with the time they had to wait for an appointment	5	6	N/A	87.4%	84.2%	87.9%

* This is based on patients treated on this contract for their most recent course of treatment. Figures in italics indicate the base number of FP17s or Patient Questionnaire responses are less than 100. N/A is shown where the base number of responses is less than 10 during the period. % is calculated as Quantity/Base number*100

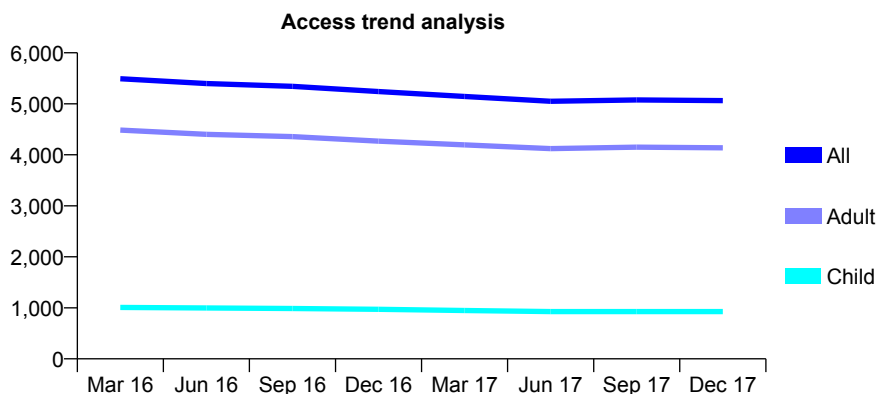
Q63 - Vital Signs At a Glance Contract Report for 332577/0001 - December 2017

Name or company name	MRS P DJAN
Contract type name	GDS Contract
Purpose of contract	General
Contract start date	01/04/2006
Contract end date	

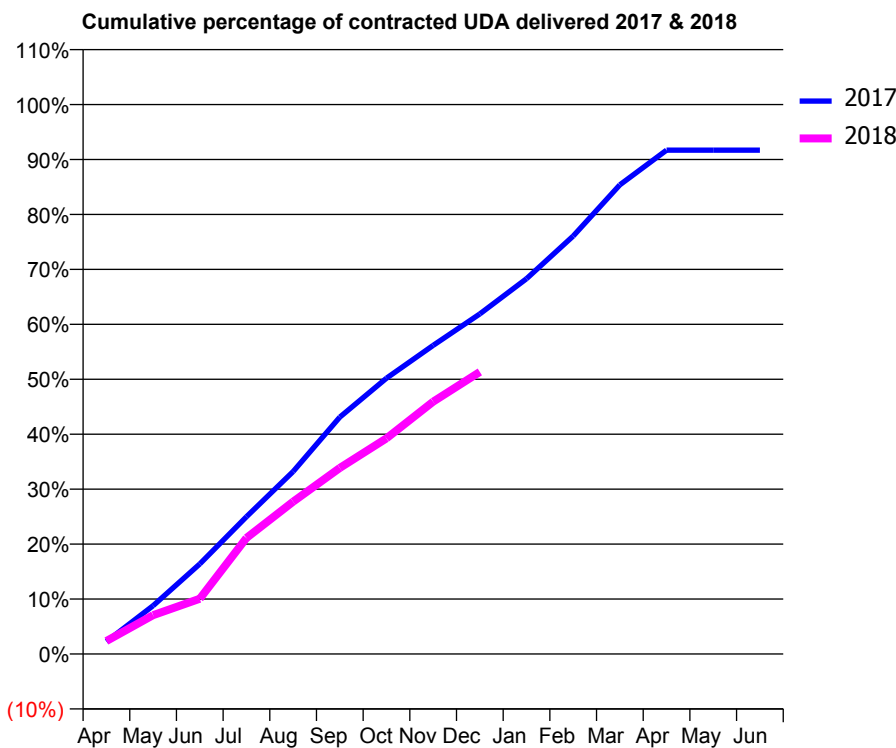
17/18 Contracted general activity (UDA)	21,167
Carry forward general activity (UDA)	0
17/18 Contracted orthodontic activity (UOA)	0
Carry forward orthodontic activity (UOA)	0
Baseline contract value	£739,186.47

ACCESS*

Patients seen in 24 months	Total	Change since previous quarter
Quarter ending December 2016	5,240	
Quarter ending March 2017	5,143	↓
Quarter ending June 2017	5,050	↓
Quarter ending September 2017	5,076	→
Quarter ending December 2017	5,064	→
Variance since December 2016	(3.4%)	↓



ACTIVITY



Month	Adjusted Scheduled Activity (UDA)	
	2017	2018
April	479	501
May	1,861	1,498
June	3,469	2,131
July	5,286	4,470
August	7,031	5,868
September	9,125	7,167
October	10,627	8,309
November	11,890	9,719
December	13,100	10,866
January	14,458	
February	16,102	
March	18,075	
April	19,410	
May	19,410	
June	19,410	

QUALITY

	Quantity	Base Number	Contract	AT	Region	England
% of FP17s for the same patient ID Re-attending within 3 months - Children	57	909	6.3%	10.2%	11.6%	12.0%
% of FP17s for the same patient ID Re-attending within 3 months - Adults	752	4,162	18.1%	15.3%	16.7%	15.9%
% of FP17s for the same patient ID Re-attending between 3 & 9 months - Children	469	909	51.6%	48.0%	47.3%	58.0%
% of FP17s for the same patient ID Re-attending between 3 & 9 months - Adults	1,975	4,162	47.5%	38.2%	38.3%	50.5%
% of FP17s for Band 1 Urgent Courses	580	4,717	12.3%	10.0%	10.5%	9.0%
% of FP17s Relating to Free Repair or Replacements	70	4,717	1.5%	0.6%	0.6%	0.8%
% of FP17s Relating to Continuations	2	4,717	0.0%	0.9%	0.8%	1.1%
% of Patients satisfied with the dentistry they have received	4	5	N/A	90.0%	89.0%	91.5%
% of Patients satisfied with the time they had to wait for an appointment	3	5	N/A	87.4%	84.2%	87.9%

* This is based on patients treated on this contract for their most recent course of treatment. Figures in italics indicate the base number of FP17s or Patient Questionnaire responses are less than 100. N/A is shown where the base number of responses is less than 10 during the period. % is calculated as Quantity/Base number*100

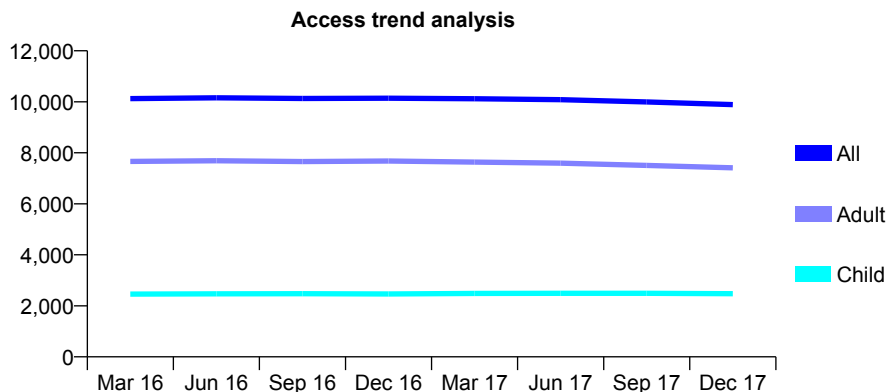
Q63 - Vital Signs At a Glance Contract Report for 333182/0001 - December 2017

Name or company name	MR K TSE
Contract type name	GDS Contract
Purpose of contract	General
Contract start date	01/04/2006
Contract end date	

17/18 Contracted general activity (UDA)	26,383
Carry forward general activity (UDA)	-259
17/18 Contracted orthodontic activity (UOA)	0
Carry forward orthodontic activity (UOA)	0
Baseline contract value	£696,353.76

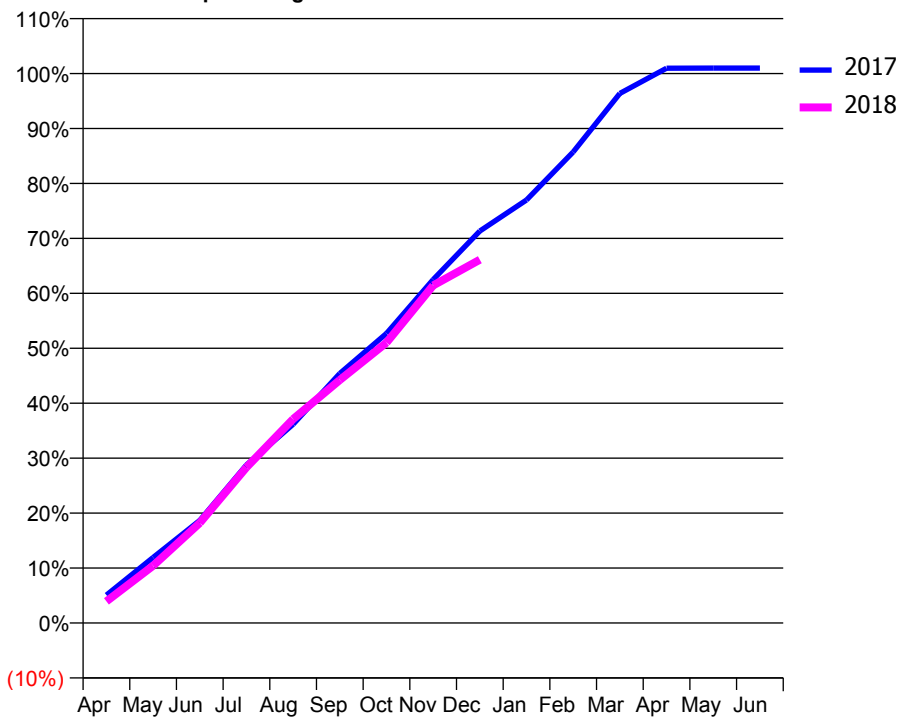
ACCESS*

Patients seen in 24 months	Total	Change since previous quarter
Quarter ending December 2016	10,142	
Quarter ending March 2017	10,121	→
Quarter ending June 2017	10,084	→
Quarter ending September 2017	9,995	→
Quarter ending December 2017	9,888	↓
Variance since December 2016	(2.5%)	↓



ACTIVITY

Cumulative percentage of contracted UDA delivered 2017 & 2018



Month	Adjusted Scheduled Activity (UDA)	
	2017	2018
April	1,338	1,043
May	3,147	2,747
June	4,926	4,808
July	7,590	7,473
August	9,541	9,795
September	11,979	11,670
October	13,904	13,461
November	16,488	16,210
December	18,819	17,440
January	20,312	
February	22,615	
March	25,429	
April	26,639	
May	26,644	
June	26,642	

QUALITY

	Quantity	Base Number	Contract	AT	Region	England
% of FP17s for the same patient ID Re-attending within 3 months - Children	197	2,957	6.7%	10.2%	11.6%	12.0%
% of FP17s for the same patient ID Re-attending within 3 months - Adults	822	7,284	11.3%	15.3%	16.7%	15.9%
% of FP17s for the same patient ID Re-attending between 3 & 9 months - Children	2,061	2,957	69.7%	48.0%	47.3%	58.0%
% of FP17s for the same patient ID Re-attending between 3 & 9 months - Adults	4,145	7,284	56.9%	38.2%	38.3%	50.5%
% of FP17s for Band 1 Urgent Courses	409	9,581	4.3%	10.0%	10.5%	9.0%
% of FP17s Relating to Free Repair or Replacements	81	9,581	0.8%	0.6%	0.6%	0.8%
% of FP17s Relating to Continuations	62	9,581	0.6%	0.9%	0.8%	1.1%
% of Patients satisfied with the dentistry they have received	5	5	N/A	90.0%	89.0%	91.5%
% of Patients satisfied with the time they had to wait for an appointment	5	5	N/A	87.4%	84.2%	87.9%

* This is based on patients treated on this contract for their most recent course of treatment. Figures in italics indicate the base number of FP17s or Patient Questionnaire responses are less than 100. N/A is shown where the base number of responses is less than 10 during the period. % is calculated as Quantity/Base number*100

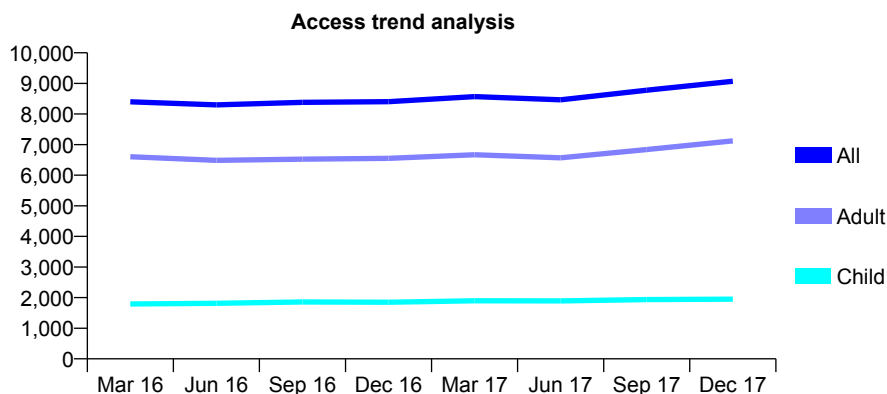
Q63 - Vital Signs At a Glance Contract Report for 334626/0001 - December 2017

Name or company name	MR KS CHANDRAN
Contract type name	GDS Contract
Purpose of contract	General
Contract start date	01/04/2009
Contract end date	

17/18 Contracted general activity (UDA)	29,500
Carry forward general activity (UDA)	935
17/18 Contracted orthodontic activity (UOA)	0
Carry forward orthodontic activity (UOA)	0
Baseline contract value	£858,607.23

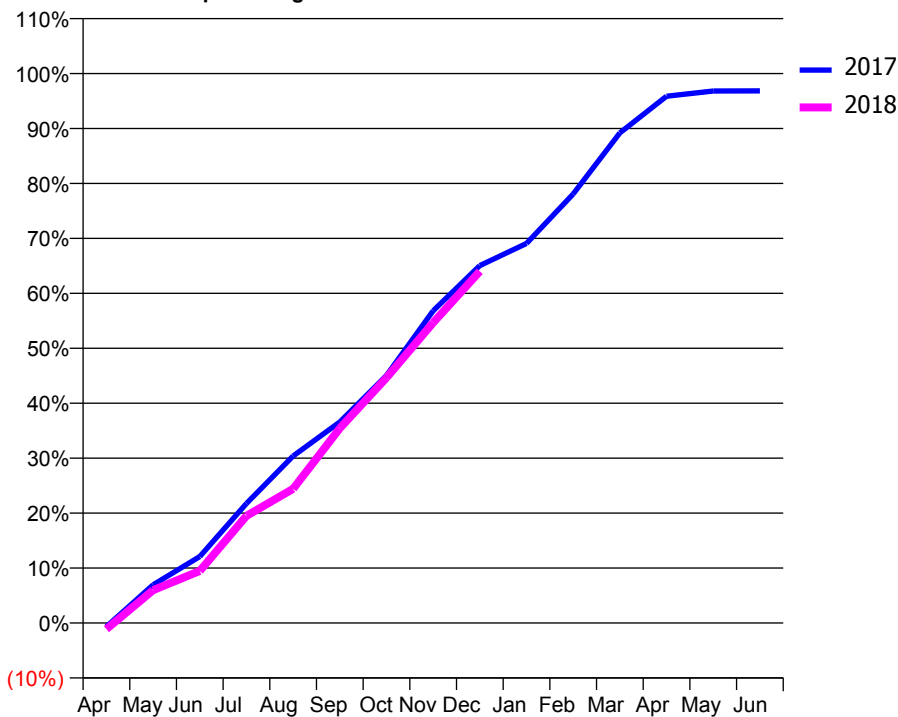
ACCESS*

Patients seen in 24 months	Total	Change since previous quarter
Quarter ending December 2016	8,403	
Quarter ending March 2017	8,567	→
Quarter ending June 2017	8,463	↓
Quarter ending September 2017	8,776	↑
Quarter ending December 2017	9,070	↑
Variance since December 2016	7.9%	↑



ACTIVITY

Cumulative percentage of contracted UDA delivered 2017 & 2018



Month	Adjusted Scheduled Activity (UDA)	
	2017	2018
April	-197	-334
May	2,053	1,768
June	3,569	2,794
July	6,418	5,752
August	8,969	7,203
September	10,792	10,457
October	13,288	13,168
November	16,765	16,125
December	19,188	18,878
January	20,376	
February	23,037	
March	26,314	
April	28,279	
May	28,562	
June	28,565	

QUALITY

	Quantity	Base Number	Contract	AT	Region	England
% of FP17s for the same patient ID Re-attending within 3 months - Children	135	1,666	8.1%	10.2%	11.6%	12.0%
% of FP17s for the same patient ID Re-attending within 3 months - Adults	778	5,304	14.7%	15.3%	16.7%	15.9%
% of FP17s for the same patient ID Re-attending between 3 & 9 months - Children	669	1,666	40.2%	48.0%	47.3%	58.0%
% of FP17s for the same patient ID Re-attending between 3 & 9 months - Adults	1,522	5,304	28.7%	38.2%	38.3%	50.5%
% of FP17s for Band 1 Urgent Courses	878	6,370	13.8%	10.0%	10.5%	9.0%
% of FP17s Relating to Free Repair or Replacements	61	6,370	1.0%	0.6%	0.6%	0.8%
% of FP17s Relating to Continuations	22	6,370	0.3%	0.9%	0.8%	1.1%
% of Patients satisfied with the dentistry they have received	6	6	N/A	90.0%	89.0%	91.5%
% of Patients satisfied with the time they had to wait for an appointment	5	6	N/A	87.4%	84.2%	87.9%

* This is based on patients treated on this contract for their most recent course of treatment. Figures in italics indicate the base number of FP17s or Patient Questionnaire responses are less than 100. N/A is shown where the base number of responses is less than 10 during the period. % is calculated as Quantity/Base number*100

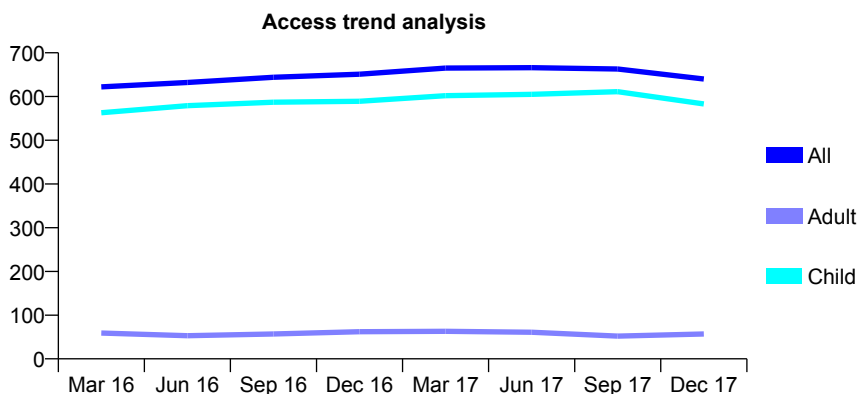
Q63 - Vital Signs At a Glance Contract Report for 335223/0001 - December 2017

Name or company name	MISS LJ LYNCH
Contract type name	GDS Contract
Purpose of contract	General
Contract start date	01/04/2006
Contract end date	

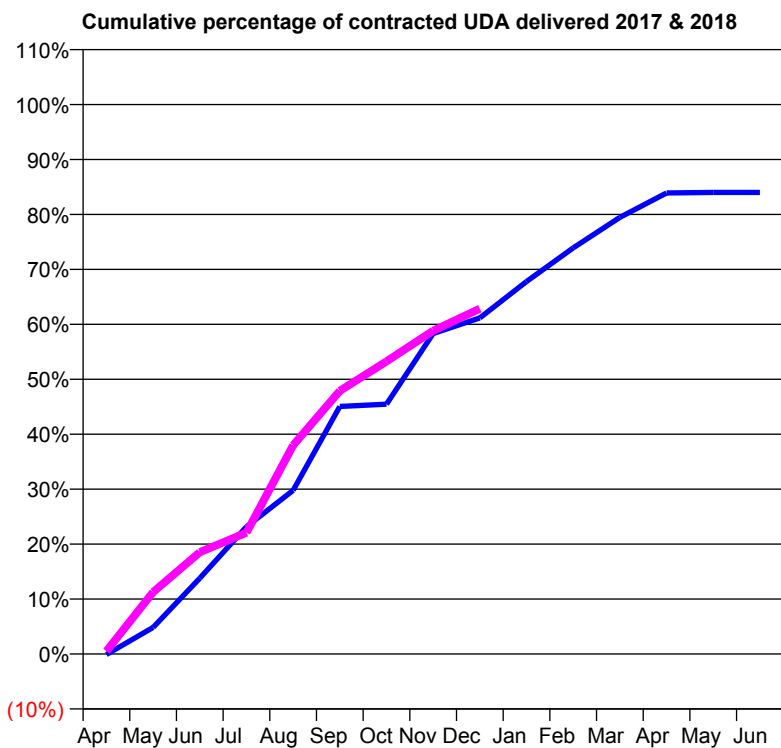
17/18 Contracted general activity (UDA)	950
Carry forward general activity (UDA)	0
17/18 Contracted orthodontic activity (UOA)	0
Carry forward orthodontic activity (UOA)	0
Baseline contract value	£21,210.54

ACCESS*

Patients seen in 24 months	Total	Change since previous quarter
Quarter ending December 2016	651	
Quarter ending March 2017	665	↑
Quarter ending June 2017	666	→
Quarter ending September 2017	663	→
Quarter ending December 2017	640	↓
Variance since December 2016	(1.7%)	↓



ACTIVITY



Month	Adjusted Scheduled Activity (UDA)	
	2017	2018
April	-1	5
May	46	107
June	131	176
July	220	210
August	283	361
September	428	455
October	432	506
November	554	559
December	581	597
January	644	
February	702	
March	755	
April	797	
May	798	
June	798	

QUALITY

	Quantity	Base Number	Contract	AT	Region	England
% of FP17s for the same patient ID Re-attending within 3 months - Children	16	429	3.7%	10.2%	11.6%	12.0%
% of FP17s for the same patient ID Re-attending within 3 months - Adults	2	14	14.3%	15.3%	16.7%	15.9%
% of FP17s for the same patient ID Re-attending between 3 & 9 months - Children	64	429	14.9%	48.0%	47.3%	58.0%
% of FP17s for the same patient ID Re-attending between 3 & 9 months - Adults	2	14	14.3%	38.2%	38.3%	50.5%
% of FP17s for Band 1 Urgent Courses	0	424	0.0%	10.0%	10.5%	9.0%
% of FP17s Relating to Free Repair or Replacements	0	424	0.0%	0.6%	0.6%	0.8%
% of FP17s Relating to Continuations	0	424	0.0%	0.9%	0.8%	1.1%
% of Patients satisfied with the dentistry they have received	0	0	N/A	90.0%	89.0%	91.5%
% of Patients satisfied with the time they had to wait for an appointment	0	0	N/A	87.4%	84.2%	87.9%

* This is based on patients treated on this contract for their most recent course of treatment. Figures in italics indicate the base number of FP17s or Patient Questionnaire responses are less than 100. N/A is shown where the base number of responses is less than 10 during the period. % is calculated as Quantity/Base number*100

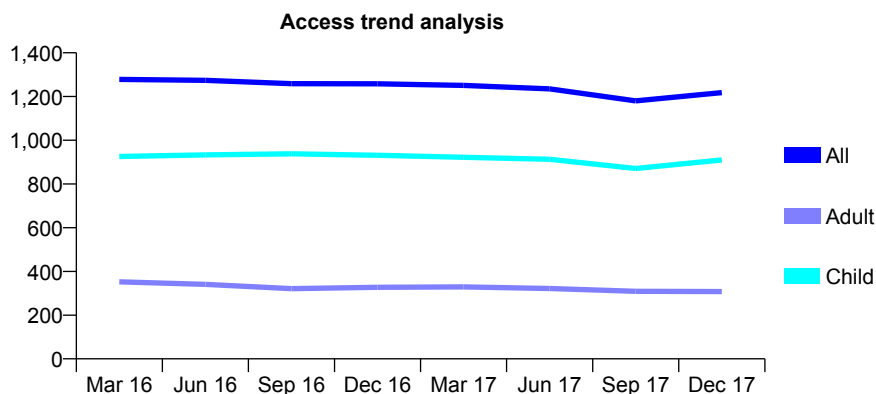
Q63 - Vital Signs At a Glance Contract Report for 335282/0001 - December 2017

Name or company name	MR SB PATEL
Contract type name	GDS Contract
Purpose of contract	General
Contract start date	01/06/2008
Contract end date	

17/18 Contracted general activity (UDA)	2,750
Carry forward general activity (UDA)	0
17/18 Contracted orthodontic activity (UOA)	0
Carry forward orthodontic activity (UOA)	0
Baseline contract value	£58,770.37

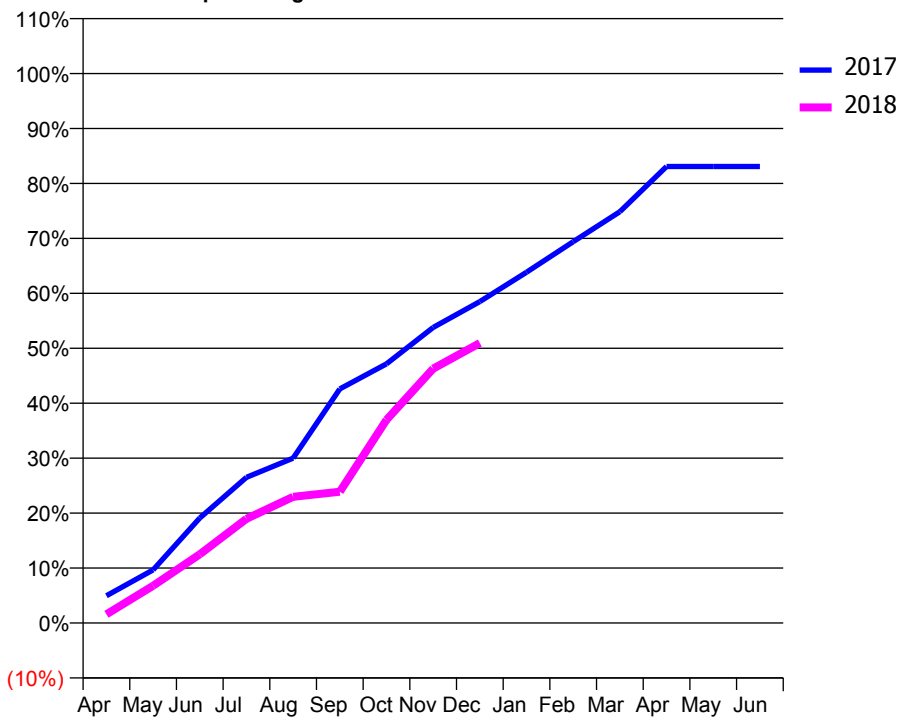
ACCESS*

Patients seen in 24 months	Total	Change since previous quarter
Quarter ending December 2016	1,258	
Quarter ending March 2017	1,251	→
Quarter ending June 2017	1,235	↓
Quarter ending September 2017	1,180	↓
Quarter ending December 2017	1,218	↑
Variance since December 2016	(3.2%)	↓



ACTIVITY

Cumulative percentage of contracted UDA delivered 2017 & 2018



Month	Adjusted Scheduled Activity (UDA)	
	2017	2018
April	136	44
May	266	186
June	526	344
July	729	521
August	825	632
September	1,172	657
October	1,297	1,016
November	1,479	1,273
December	1,609	1,401
January	1,755	
February	1,908	
March	2,058	
April	2,285	
May	2,285	
June	2,285	

QUALITY

	Quantity	Base Number	Contract	AT	Region	England
% of FP17s for the same patient ID Re-attending within 3 months - Children	55	1,050	5.2%	10.2%	11.6%	12.0%
% of FP17s for the same patient ID Re-attending within 3 months - Adults	28	205	13.7%	15.3%	16.7%	15.9%
% of FP17s for the same patient ID Re-attending between 3 & 9 months - Children	621	1,050	59.1%	48.0%	47.3%	58.0%
% of FP17s for the same patient ID Re-attending between 3 & 9 months - Adults	96	205	46.8%	38.2%	38.3%	50.5%
% of FP17s for Band 1 Urgent Courses	41	1,073	3.8%	10.0%	10.5%	9.0%
% of FP17s Relating to Free Repair or Replacements	1	1,073	0.1%	0.6%	0.6%	0.8%
% of FP17s Relating to Continuations	0	1,073	0.0%	0.9%	0.8%	1.1%
% of Patients satisfied with the dentistry they have received	1	1	N/A	90.0%	89.0%	91.5%
% of Patients satisfied with the time they had to wait for an appointment	1	1	N/A	87.4%	84.2%	87.9%

* This is based on patients treated on this contract for their most recent course of treatment. Figures in italics indicate the base number of FP17s or Patient Questionnaire responses are less than 100. N/A is shown where the base number of responses is less than 10 during the period. % is calculated as Quantity/Base number*100

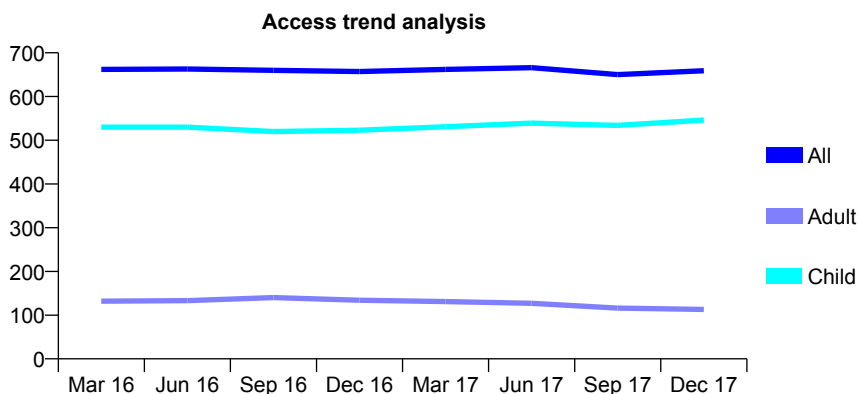
Q63 - Vital Signs At a Glance Contract Report for 336866/0001 - December 2017

Name or company name	MR MP O'BRIEN
Contract type name	GDS Contract
Purpose of contract	General
Contract start date	01/04/2006
Contract end date	

17/18 Contracted general activity (UDA)	1,235
Carry forward general activity (UDA)	44
17/18 Contracted orthodontic activity (UOA)	0
Carry forward orthodontic activity (UOA)	0
Baseline contract value	£27,073.74

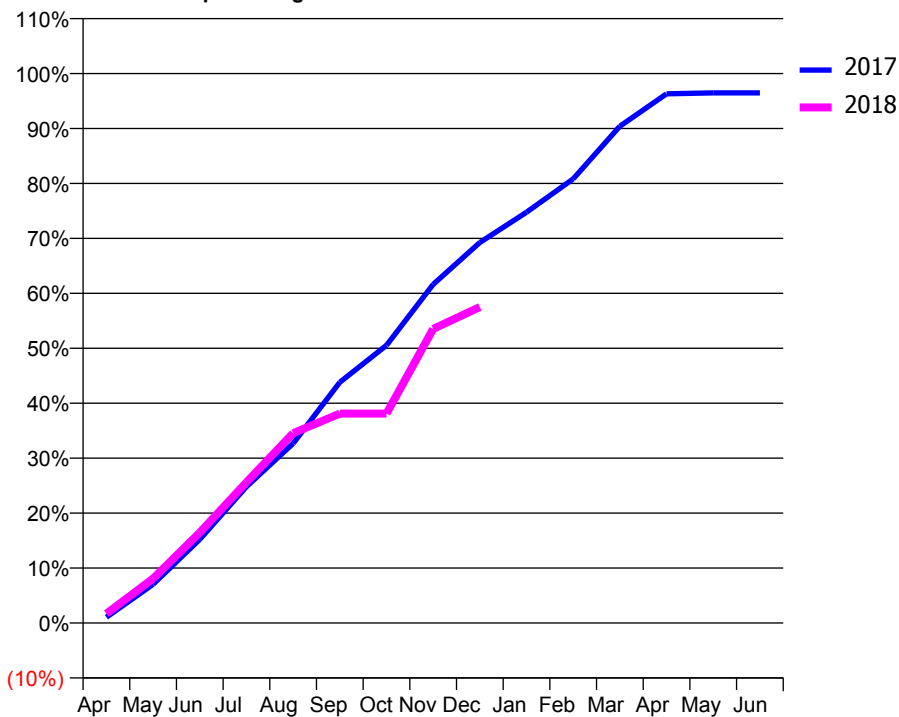
ACCESS*

Patients seen in 24 months	Total	Change since previous quarter
Quarter ending December 2016	657	
Quarter ending March 2017	662	→
Quarter ending June 2017	666	→
Quarter ending September 2017	650	↓
Quarter ending December 2017	659	→
Variance since December 2016	0.3%	→



ACTIVITY

Cumulative percentage of contracted UDA delivered 2017 & 2018



Month	Adjusted Scheduled Activity (UDA)	
	2017	2018
April	13	21
May	87	100
June	188	203
July	306	316
August	404	427
September	541	471
October	624	471
November	761	661
December	855	710
January	923	
February	998	
March	1,116	
April	1,189	
May	1,191	
June	1,191	

QUALITY

	Quantity	Base Number	Contract	AT	Region	England
% of FP17s for the same patient ID Re-attending within 3 months - Children	33	676	4.9%	10.2%	11.6%	12.0%
% of FP17s for the same patient ID Re-attending within 3 months - Adults	5	63	7.9%	15.3%	16.7%	15.9%
% of FP17s for the same patient ID Re-attending between 3 & 9 months - Children	481	676	71.2%	48.0%	47.3%	58.0%
% of FP17s for the same patient ID Re-attending between 3 & 9 months - Adults	34	63	54.0%	38.2%	38.3%	50.5%
% of FP17s for Band 1 Urgent Courses	5	674	0.7%	10.0%	10.5%	9.0%
% of FP17s Relating to Free Repair or Replacements	0	674	0.0%	0.6%	0.6%	0.8%
% of FP17s Relating to Continuations	0	674	0.0%	0.9%	0.8%	1.1%
% of Patients satisfied with the dentistry they have received	0	0	N/A	90.0%	89.0%	91.5%
% of Patients satisfied with the time they had to wait for an appointment	0	0	N/A	87.4%	84.2%	87.9%

* This is based on patients treated on this contract for their most recent course of treatment. Figures in italics indicate the base number of FP17s or Patient Questionnaire responses are less than 100. N/A is shown where the base number of responses is less than 10 during the period. % is calculated as Quantity/Base number*100

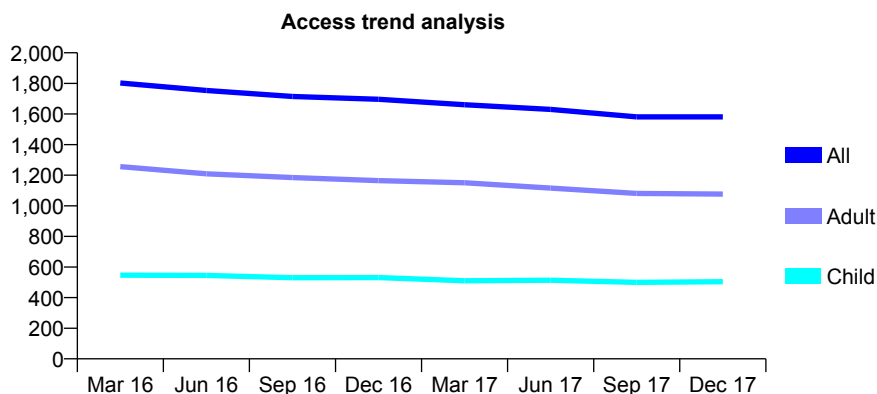
Q63 - Vital Signs At a Glance Contract Report for 337137/0001 - December 2017

Name or company name	MR G TSOLAKIDES
Contract type name	GDS Contract
Purpose of contract	General
Contract start date	01/04/2006
Contract end date	

17/18 Contracted general activity (UDA)	5,119
Carry forward general activity (UDA)	0
17/18 Contracted orthodontic activity (UOA)	0
Carry forward orthodontic activity (UOA)	0
Baseline contract value	£137,998.75

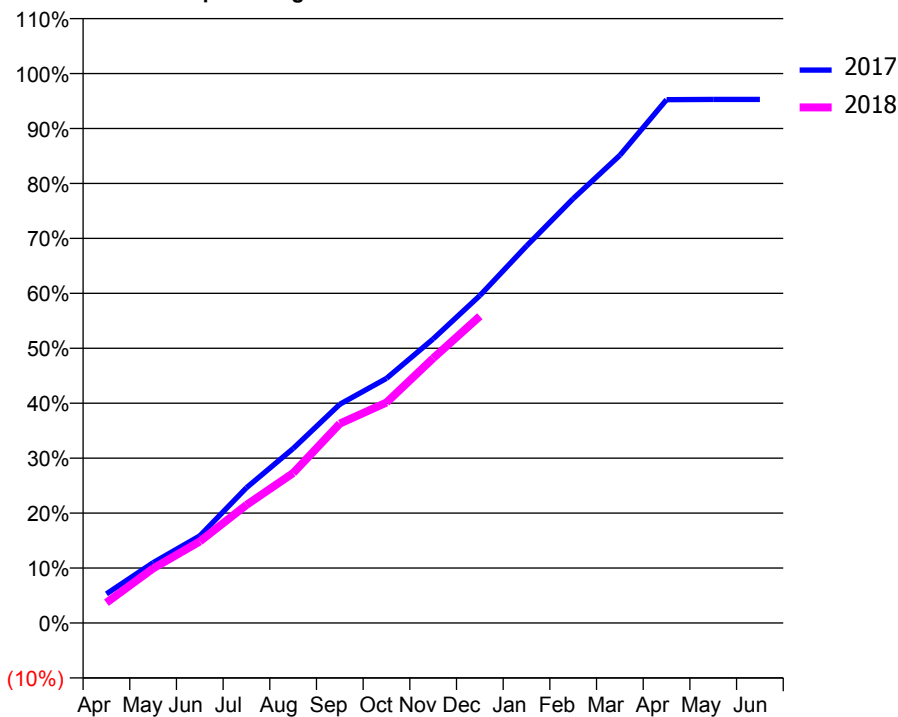
ACCESS*

Patients seen in 24 months	Total	Change since previous quarter
Quarter ending December 2016	1,696	
Quarter ending March 2017	1,661	↓
Quarter ending June 2017	1,630	↓
Quarter ending September 2017	1,581	↓
Quarter ending December 2017	1,581	→
Variance since December 2016	(6.8%)	↓



ACTIVITY

Cumulative percentage of contracted UDA delivered 2017 & 2018



Month	Adjusted Scheduled Activity (UDA)	
	2017	2018
April	272	190
May	562	509
June	811	760
July	1,260	1,101
August	1,625	1,397
September	2,038	1,857
October	2,279	2,054
November	2,647	2,466
December	3,050	2,858
January	3,512	
February	3,954	
March	4,357	
April	4,875	
May	4,878	
June	4,878	

QUALITY

	Quantity	Base Number	Contract	AT	Region	England
% of FP17s for the same patient ID Re-attending within 3 months - Children	12	485	2.5%	10.2%	11.6%	12.0%
% of FP17s for the same patient ID Re-attending within 3 months - Adults	99	815	12.1%	15.3%	16.7%	15.9%
% of FP17s for the same patient ID Re-attending between 3 & 9 months - Children	275	485	56.7%	48.0%	47.3%	58.0%
% of FP17s for the same patient ID Re-attending between 3 & 9 months - Adults	304	815	37.3%	38.2%	38.3%	50.5%
% of FP17s for Band 1 Urgent Courses	104	1,196	8.7%	10.0%	10.5%	9.0%
% of FP17s Relating to Free Repair or Replacements	0	1,196	0.0%	0.6%	0.6%	0.8%
% of FP17s Relating to Continuations	0	1,196	0.0%	0.9%	0.8%	1.1%
% of Patients satisfied with the dentistry they have received	2	2	N/A	90.0%	89.0%	91.5%
% of Patients satisfied with the time they had to wait for an appointment	1	2	N/A	87.4%	84.2%	87.9%

* This is based on patients treated on this contract for their most recent course of treatment. Figures in italics indicate the base number of FP17s or Patient Questionnaire responses are less than 100. N/A is shown where the base number of responses is less than 10 during the period. % is calculated as Quantity/Base number*100

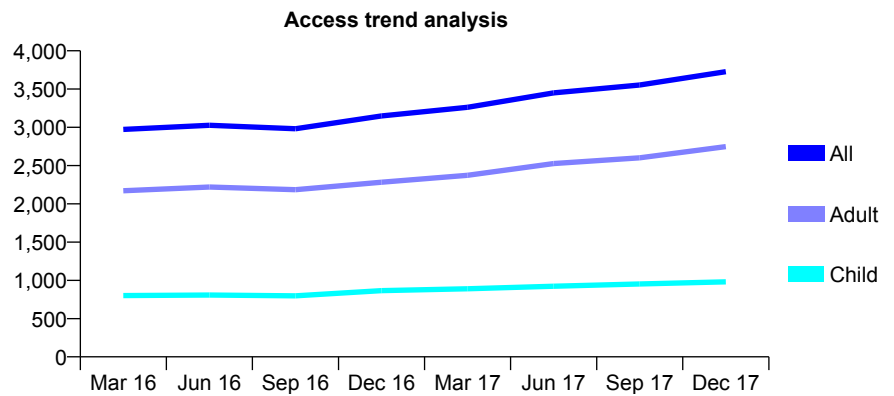
Q63 - Vital Signs At a Glance Contract Report for 337765/0002 - December 2017

Name or company name	MR SI YOUNG
Contract type name	GDS Contract
Purpose of contract	General
Contract start date	01/04/2006
Contract end date	

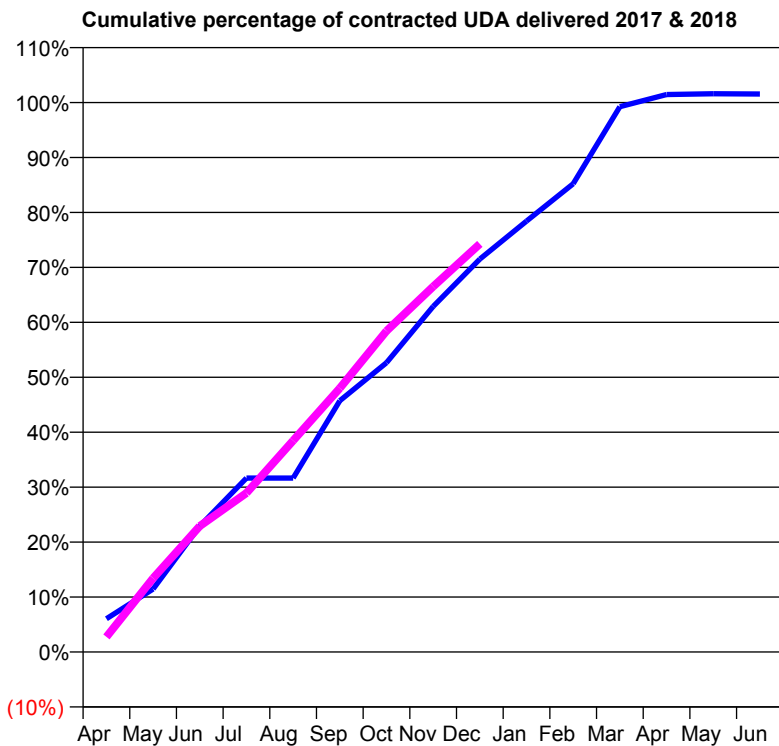
17/18 Contracted general activity (UDA)	10,500
Carry forward general activity (UDA)	-162
17/18 Contracted orthodontic activity (UOA)	0
Carry forward orthodontic activity (UOA)	0
Baseline contract value	£262,106.11

ACCESS*

Patients seen in 24 months	Total	Change since previous quarter
Quarter ending December 2016	3,148	
Quarter ending March 2017	3,262	↑
Quarter ending June 2017	3,450	↑
Quarter ending September 2017	3,553	↑
Quarter ending December 2017	3,728	↑
Variance since December 2016	18.4%	↑



ACTIVITY



Month	Adjusted Scheduled Activity (UDA)	
	2017	2018
April	637	290
May	1,204	1,410
June	2,407	2,407
July	3,323	3,038
August	3,323	4,041
September	4,801	5,042
October	5,528	6,135
November	6,603	6,982
December	7,508	7,798
January	8,233	
February	8,947	
March	10,421	
April	10,653	
May	10,666	
June	10,662	

QUALITY

	Quantity	Base Number	Contract	AT	Region	England
% of FP17s for the same patient ID Re-attending within 3 months - Children	52	844	6.2%	10.2%	11.6%	12.0%
% of FP17s for the same patient ID Re-attending within 3 months - Adults	404	2,288	17.7%	15.3%	16.7%	15.9%
% of FP17s for the same patient ID Re-attending between 3 & 9 months - Children	380	844	45.0%	48.0%	47.3%	58.0%
% of FP17s for the same patient ID Re-attending between 3 & 9 months - Adults	730	2,288	31.9%	38.2%	38.3%	50.5%
% of FP17s for Band 1 Urgent Courses	509	2,976	17.1%	10.0%	10.5%	9.0%
% of FP17s Relating to Free Repair or Replacements	0	2,976	0.0%	0.6%	0.6%	0.8%
% of FP17s Relating to Continuations	22	2,976	0.7%	0.9%	0.8%	1.1%
% of Patients satisfied with the dentistry they have received	1	1	N/A	90.0%	89.0%	91.5%
% of Patients satisfied with the time they had to wait for an appointment	1	1	N/A	87.4%	84.2%	87.9%

* This is based on patients treated on this contract for their most recent course of treatment. Figures in italics indicate the base number of FP17s or Patient Questionnaire responses are less than 100. N/A is shown where the base number of responses is less than 10 during the period. % is calculated as Quantity/Base number*100

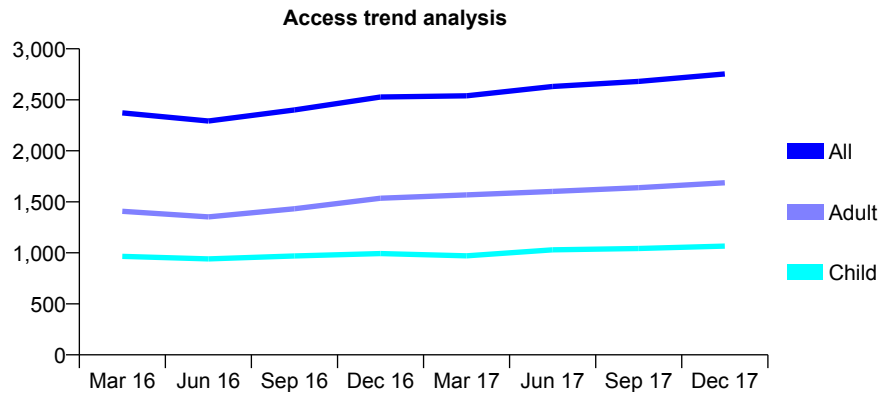
Q63 - Vital Signs At a Glance Contract Report for 338664/0001 - December 2017

Name or company name	MR MR POURREZA JORSHARI
Contract type name	GDS Contract
Purpose of contract	General
Contract start date	01/04/2006
Contract end date	

17/18 Contracted general activity (UDA)	6,890
Carry forward general activity (UDA)	-1
17/18 Contracted orthodontic activity (UOA)	0
Carry forward orthodontic activity (UOA)	0
Baseline contract value	£219,770.13

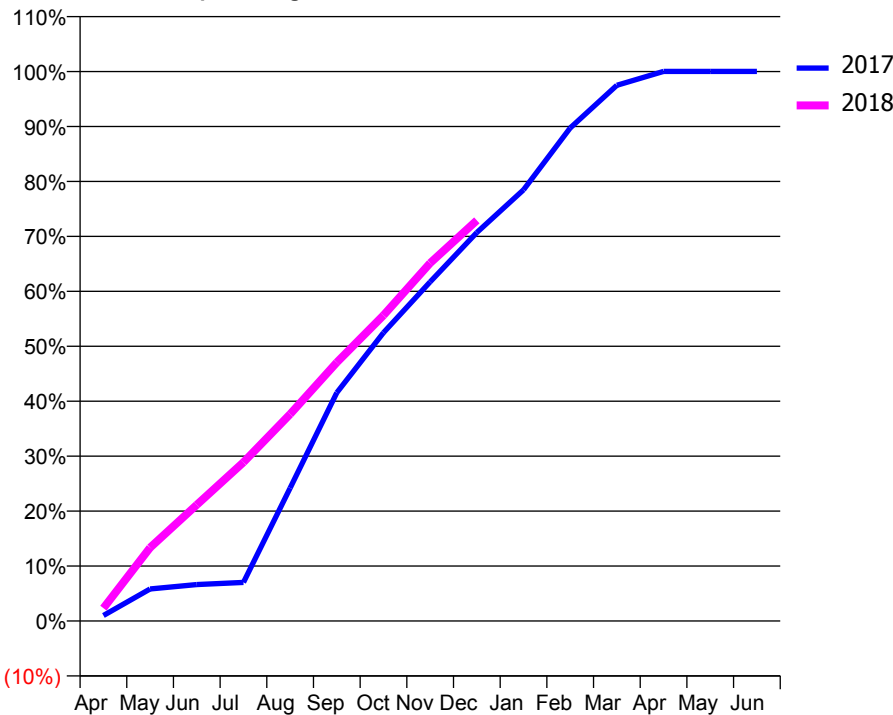
ACCESS*

Patients seen in 24 months	Total	Change since previous quarter
Quarter ending December 2016	2,528	
Quarter ending March 2017	2,539	→
Quarter ending June 2017	2,631	↑
Quarter ending September 2017	2,680	→
Quarter ending December 2017	2,753	↑
Variance since December 2016	8.9%	↑



ACTIVITY

Cumulative percentage of contracted UDA delivered 2017 & 2018



Month	Adjusted Scheduled Activity (UDA)	
	2017	2018
April	70	161
May	402	920
June	457	1,457
July	484	1,990
August	1,667	2,594
September	2,864	3,243
October	3,616	3,834
November	4,253	4,489
December	4,872	5,023
January	5,406	
February	6,182	
March	6,717	
April	6,891	
May	6,891	
June	6,891	

QUALITY

	Quantity	Base Number	Contract	AT	Region	England
% of FP17s for the same patient ID Re-attending within 3 months - Children	53	763	6.9%	10.2%	11.6%	12.0%
% of FP17s for the same patient ID Re-attending within 3 months - Adults	121	1,056	11.5%	15.3%	16.7%	15.9%
% of FP17s for the same patient ID Re-attending between 3 & 9 months - Children	166	763	21.8%	48.0%	47.3%	58.0%
% of FP17s for the same patient ID Re-attending between 3 & 9 months - Adults	216	1,056	20.5%	38.2%	38.3%	50.5%
% of FP17s for Band 1 Urgent Courses	136	1,759	7.7%	10.0%	10.5%	9.0%
% of FP17s Relating to Free Repair or Replacements	0	1,759	0.0%	0.6%	0.6%	0.8%
% of FP17s Relating to Continuations	4	1,759	0.2%	0.9%	0.8%	1.1%
% of Patients satisfied with the dentistry they have received	2	2	N/A	90.0%	89.0%	91.5%
% of Patients satisfied with the time they had to wait for an appointment	2	2	N/A	87.4%	84.2%	87.9%

* This is based on patients treated on this contract for their most recent course of treatment. Figures in italics indicate the base number of FP17s or Patient Questionnaire responses are less than 100. N/A is shown where the base number of responses is less than 10 during the period. % is calculated as Quantity/Base number*100

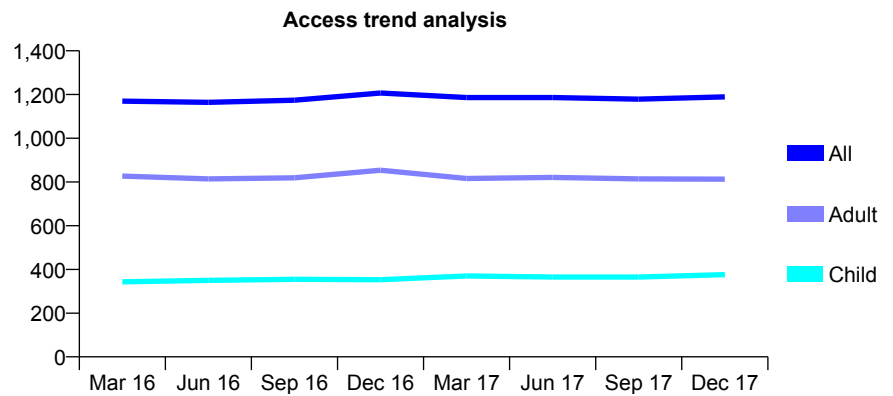
Q63 - Vital Signs At a Glance Contract Report for 338664/0002 - December 2017

Name or company name	MR MR POURREZA JORSHARI
Contract type name	GDS Contract
Purpose of contract	General
Contract start date	01/04/2006
Contract end date	

17/18 Contracted general activity (UDA)	3,547
Carry forward general activity (UDA)	-1
17/18 Contracted orthodontic activity (UOA)	0
Carry forward orthodontic activity (UOA)	0
Baseline contract value	£112,565.84

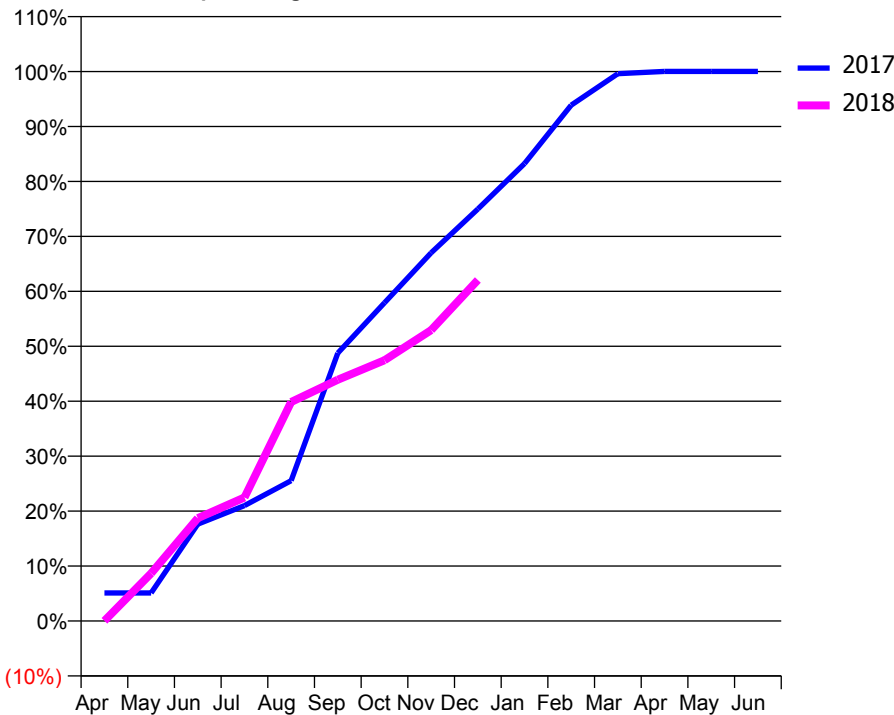
ACCESS*

Patients seen in 24 months	Total	Change since previous quarter
Quarter ending December 2016	1,207	
Quarter ending March 2017	1,186	↓
Quarter ending June 2017	1,186	→
Quarter ending September 2017	1,179	→
Quarter ending December 2017	1,189	→
Variance since December 2016	(1.5%)	↓



ACTIVITY

Cumulative percentage of contracted UDA delivered 2017 & 2018



Month	Adjusted Scheduled Activity (UDA)	
	2017	2018
April	181	1
May	181	308
June	625	664
July	745	797
August	906	1,413
September	1,730	1,557
October	2,054	1,683
November	2,377	1,878
December	2,659	2,202
January	2,953	
February	3,329	
March	3,533	
April	3,548	
May	3,548	
June	3,548	

QUALITY

	Quantity	Base Number	Contract	AT	Region	England
% of FP17s for the same patient ID Re-attending within 3 months - Children	30	315	9.5%	10.2%	11.6%	12.0%
% of FP17s for the same patient ID Re-attending within 3 months - Adults	46	456	10.1%	15.3%	16.7%	15.9%
% of FP17s for the same patient ID Re-attending between 3 & 9 months - Children	83	315	26.3%	48.0%	47.3%	58.0%
% of FP17s for the same patient ID Re-attending between 3 & 9 months - Adults	145	456	31.8%	38.2%	38.3%	50.5%
% of FP17s for Band 1 Urgent Courses	38	760	5.0%	10.0%	10.5%	9.0%
% of FP17s Relating to Free Repair or Replacements	5	760	0.7%	0.6%	0.6%	0.8%
% of FP17s Relating to Continuations	18	760	2.4%	0.9%	0.8%	1.1%
% of Patients satisfied with the dentistry they have received	1	1	N/A	90.0%	89.0%	91.5%
% of Patients satisfied with the time they had to wait for an appointment	1	1	N/A	87.4%	84.2%	87.9%

* This is based on patients treated on this contract for their most recent course of treatment. Figures in italics indicate the base number of FP17s or Patient Questionnaire responses are less than 100. N/A is shown where the base number of responses is less than 10 during the period. % is calculated as Quantity/Base number*100

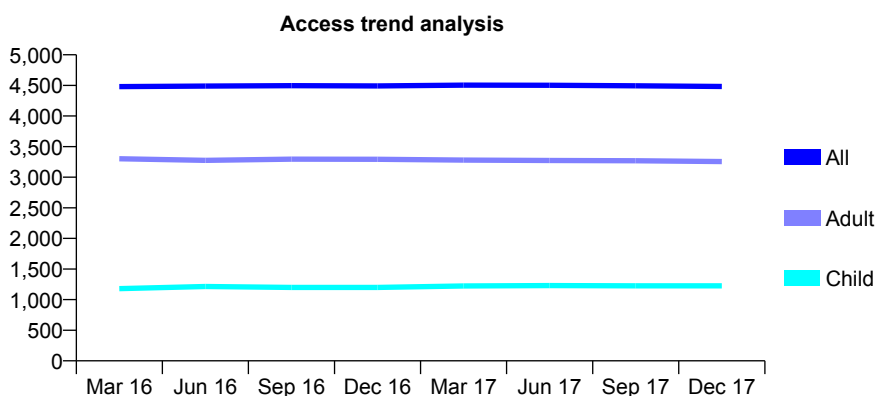
Q63 - Vital Signs At a Glance Contract Report for 339679/0001 - December 2017

Name or company name	MR H GHODS
Contract type name	GDS Contract
Purpose of contract	General
Contract start date	01/04/2006
Contract end date	

17/18 Contracted general activity (UDA)	18,267
Carry forward general activity (UDA)	-82
17/18 Contracted orthodontic activity (UOA)	0
Carry forward orthodontic activity (UOA)	0
Baseline contract value	£544,106.75

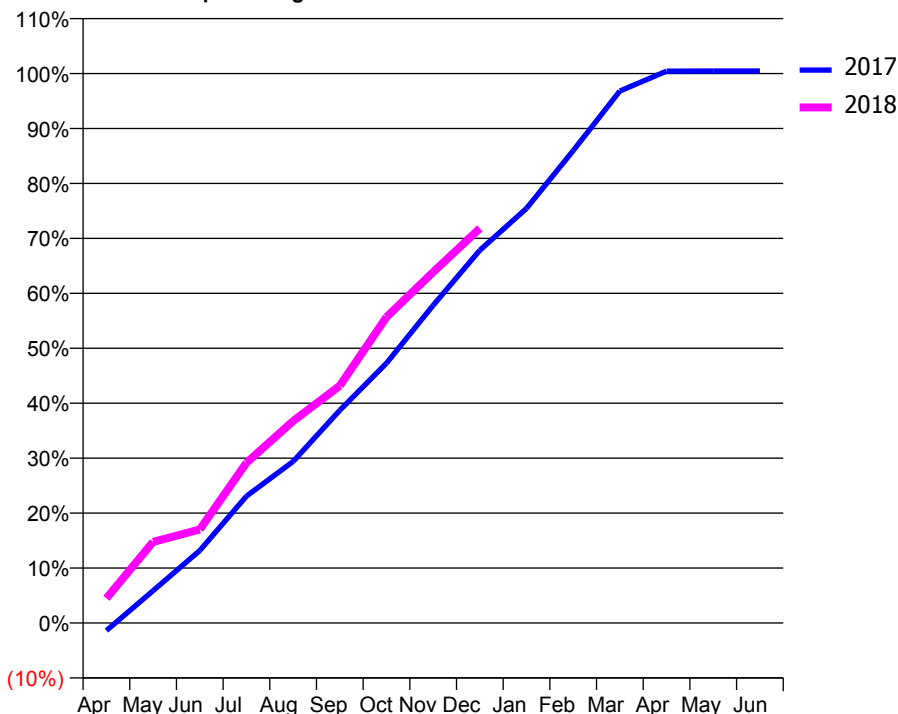
ACCESS*

Patients seen in 24 months	Total	Change since previous quarter
Quarter ending December 2016	4,492	
Quarter ending March 2017	4,504	→
Quarter ending June 2017	4,503	→
Quarter ending September 2017	4,494	→
Quarter ending December 2017	4,482	→
Variance since December 2016	(0.2%)	→



ACTIVITY

Cumulative percentage of contracted UDA delivered 2017 & 2018



Month	Adjusted Scheduled Activity (UDA)	
	2017	2018
April	-254	822
May	1,075	2,699
June	2,408	3,110
July	4,218	5,326
August	5,370	6,713
September	7,073	7,889
October	8,636	10,172
November	10,562	11,666
December	12,391	13,121
January	13,786	
February	15,705	
March	17,684	
April	18,347	
May	18,349	
June	18,349	

QUALITY

	Quantity	Base Number	Contract	AT	Region	England
% of FP17s for the same patient ID Re-attending within 3 months - Children	121	1,275	9.5%	10.2%	11.6%	12.0%
% of FP17s for the same patient ID Re-attending within 3 months - Adults	553	2,928	18.9%	15.3%	16.7%	15.9%
% of FP17s for the same patient ID Re-attending between 3 & 9 months - Children	695	1,275	54.5%	48.0%	47.3%	58.0%
% of FP17s for the same patient ID Re-attending between 3 & 9 months - Adults	1,284	2,928	43.9%	38.2%	38.3%	50.5%
% of FP17s for Band 1 Urgent Courses	438	4,010	10.9%	10.0%	10.5%	9.0%
% of FP17s Relating to Free Repair or Replacements	65	4,010	1.6%	0.6%	0.6%	0.8%
% of FP17s Relating to Continuations	32	4,010	0.8%	0.9%	0.8%	1.1%
% of Patients satisfied with the dentistry they have received	6	6	N/A	90.0%	89.0%	91.5%
% of Patients satisfied with the time they had to wait for an appointment	6	6	N/A	87.4%	84.2%	87.9%

* This is based on patients treated on this contract for their most recent course of treatment. Figures in italics indicate the base number of FP17s or Patient Questionnaire responses are less than 100. N/A is shown where the base number of responses is less than 10 during the period. % is calculated as Quantity/Base number*100

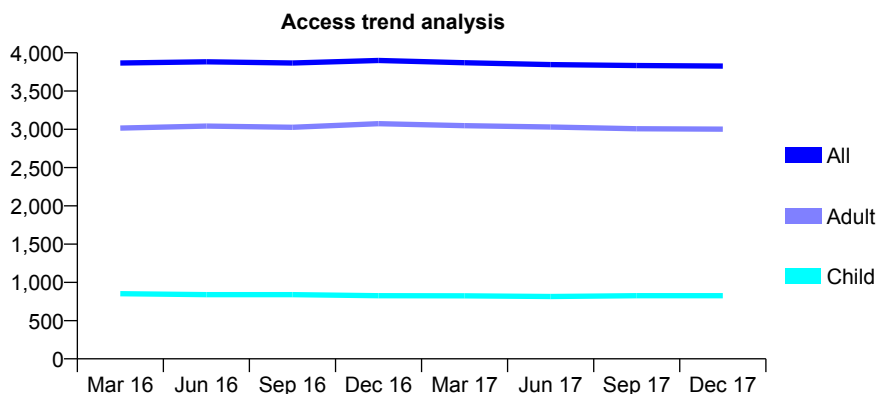
Q63 - Vital Signs At a Glance Contract Report for 340383/0001 - December 2017

Name or company name	MR NC RODRIGUES
Contract type name	GDS Contract
Purpose of contract	General
Contract start date	01/04/2006
Contract end date	

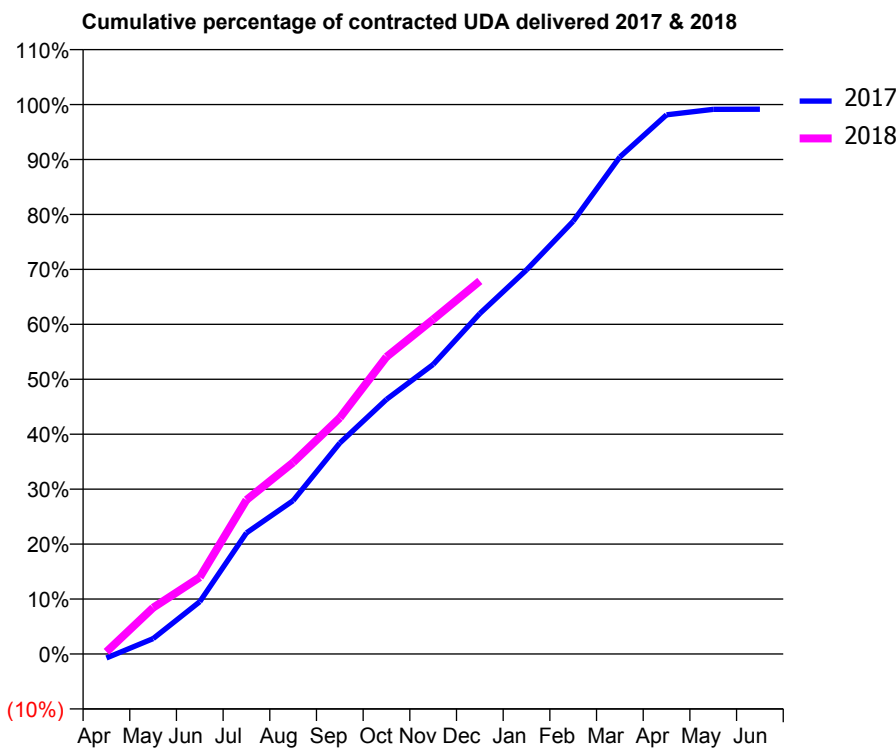
17/18 Contracted general activity (UDA)	10,312
Carry forward general activity (UDA)	87
17/18 Contracted orthodontic activity (UOA)	0
Carry forward orthodontic activity (UOA)	0
Baseline contract value	£330,155.97

ACCESS*

Patients seen in 24 months	Total	Change since previous quarter
Quarter ending December 2016	3,899	
Quarter ending March 2017	3,871	→
Quarter ending June 2017	3,845	→
Quarter ending September 2017	3,834	→
Quarter ending December 2017	3,827	→
Variance since December 2016	(1.8%)	↓



ACTIVITY



Month	Adjusted Scheduled Activity (UDA)	
	2017	2018
April	-77	41
May	290	869
June	981	1,441
July	2,273	2,892
August	2,878	3,594
September	3,961	4,434
October	4,777	5,578
November	5,434	6,280
December	6,389	7,001
January	7,208	
February	8,121	
March	9,327	
April	10,118	
May	10,221	
June	10,225	

QUALITY

	Quantity	Base Number	Contract	AT	Region	England
% of FP17s for the same patient ID Re-attending within 3 months - Children	10	643	1.6%	10.2%	11.6%	12.0%
% of FP17s for the same patient ID Re-attending within 3 months - Adults	66	2,106	3.1%	15.3%	16.7%	15.9%
% of FP17s for the same patient ID Re-attending between 3 & 9 months - Children	244	643	37.9%	48.0%	47.3%	58.0%
% of FP17s for the same patient ID Re-attending between 3 & 9 months - Adults	807	2,106	38.3%	38.2%	38.3%	50.5%
% of FP17s for Band 1 Urgent Courses	187	2,513	7.4%	10.0%	10.5%	9.0%
% of FP17s Relating to Free Repair or Replacements	2	2,513	0.1%	0.6%	0.6%	0.8%
% of FP17s Relating to Continuations	0	2,513	0.0%	0.9%	0.8%	1.1%
% of Patients satisfied with the dentistry they have received	2	3	N/A	90.0%	89.0%	91.5%
% of Patients satisfied with the time they had to wait for an appointment	3	3	N/A	87.4%	84.2%	87.9%

* This is based on patients treated on this contract for their most recent course of treatment. Figures in italics indicate the base number of FP17s or Patient Questionnaire responses are less than 100. N/A is shown where the base number of responses is less than 10 during the period. % is calculated as Quantity/Base number*100

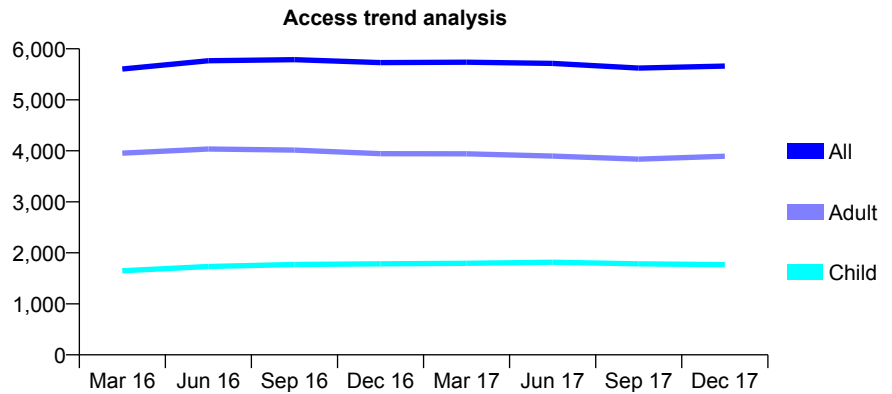
Q63 - Vital Signs At a Glance Contract Report for 340529/0001 - December 2017

Name or company name	MRS K THILLAINATHAN
Contract type name	GDS Contract
Purpose of contract	General
Contract start date	01/04/2006
Contract end date	

17/18 Contracted general activity (UDA)	14,339
Carry forward general activity (UDA)	-136
17/18 Contracted orthodontic activity (UOA)	0
Carry forward orthodontic activity (UOA)	0
Baseline contract value	£352,629.26

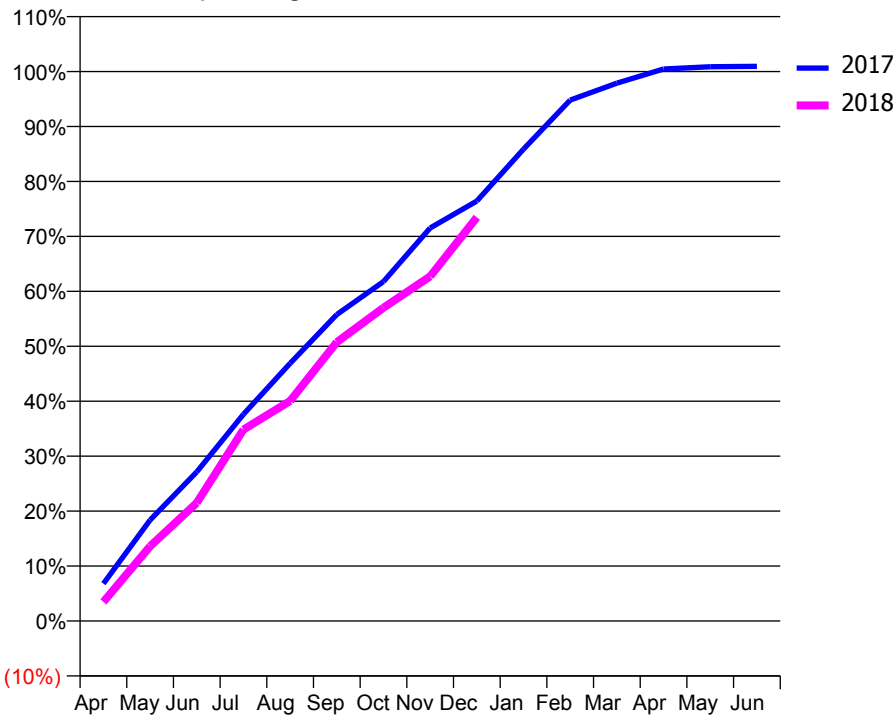
ACCESS*

Patients seen in 24 months	Total	Change since previous quarter
Quarter ending December 2016	5,730	
Quarter ending March 2017	5,737	→
Quarter ending June 2017	5,713	→
Quarter ending September 2017	5,622	↓
Quarter ending December 2017	5,662	→
Variance since December 2016	(1.2%)	↓



ACTIVITY

Cumulative percentage of contracted UDA delivered 2017 & 2018



Month	Adjusted Scheduled Activity (UDA)	
	2017	2018
April	977	499
May	2,635	1,951
June	3,893	3,084
July	5,395	4,994
August	6,724	5,743
September	7,998	7,279
October	8,856	8,177
November	10,256	8,994
December	10,959	10,535
January	12,311	
February	13,592	
March	14,034	
April	14,404	
May	14,462	
June	14,475	

QUALITY

	Quantity	Base Number	Contract	AT	Region	England
% of FP17s for the same patient ID Re-attending within 3 months - Children	126	1,904	6.6%	10.2%	11.6%	12.0%
% of FP17s for the same patient ID Re-attending within 3 months - Adults	534	3,744	14.3%	15.3%	16.7%	15.9%
% of FP17s for the same patient ID Re-attending between 3 & 9 months - Children	1,088	1,904	57.1%	48.0%	47.3%	58.0%
% of FP17s for the same patient ID Re-attending between 3 & 9 months - Adults	1,683	3,744	45.0%	38.2%	38.3%	50.5%
% of FP17s for Band 1 Urgent Courses	657	5,413	12.1%	10.0%	10.5%	9.0%
% of FP17s Relating to Free Repair or Replacements	25	5,413	0.5%	0.6%	0.6%	0.8%
% of FP17s Relating to Continuations	11	5,413	0.2%	0.9%	0.8%	1.1%
% of Patients satisfied with the dentistry they have received	7	7	N/A	90.0%	89.0%	91.5%
% of Patients satisfied with the time they had to wait for an appointment	6	7	N/A	87.4%	84.2%	87.9%

* This is based on patients treated on this contract for their most recent course of treatment. Figures in italics indicate the base number of FP17s or Patient Questionnaire responses are less than 100. N/A is shown where the base number of responses is less than 10 during the period. % is calculated as Quantity/Base number*100

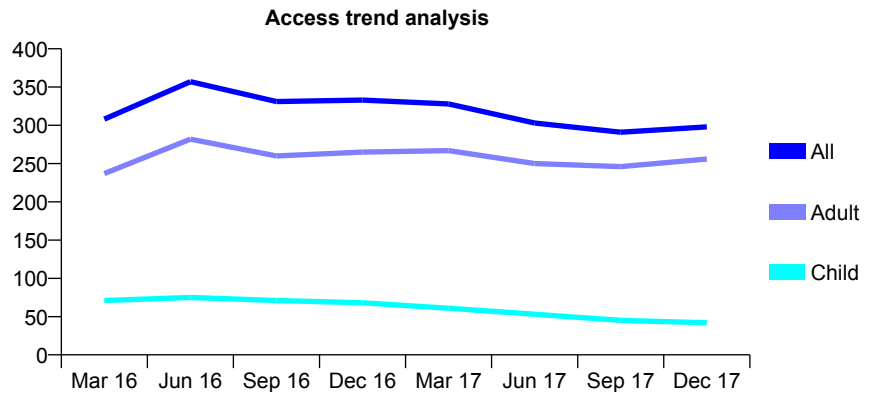
Q63 - Vital Signs At a Glance Contract Report for 340529/0002 - December 2017

Name or company name	MRS K THILLAINATHAN
Contract type name	GDS Contract
Purpose of contract	General
Contract start date	01/04/2006
Contract end date	

17/18 Contracted general activity (UDA)	761
Carry forward general activity (UDA)	-10
17/18 Contracted orthodontic activity (UOA)	0
Carry forward orthodontic activity (UOA)	0
Baseline contract value	£26,419.69

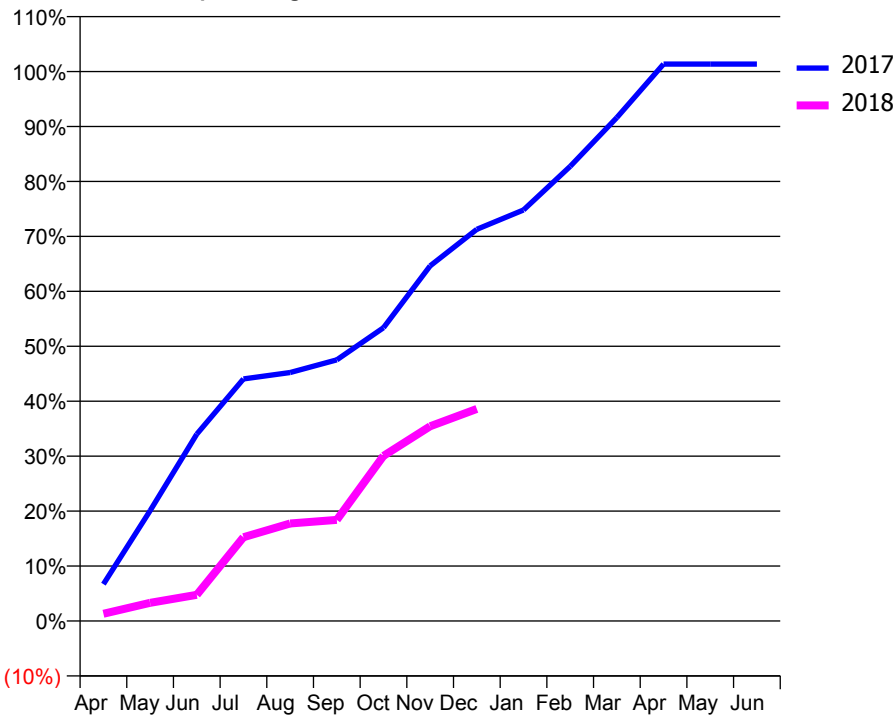
ACCESS*

Patients seen in 24 months	Total	Change since previous quarter
Quarter ending December 2016	333	
Quarter ending March 2017	328	↓
Quarter ending June 2017	303	↓
Quarter ending September 2017	291	↓
Quarter ending December 2017	298	↑
Variance since December 2016	(10.5%)	↓



ACTIVITY

Cumulative percentage of contracted UDA delivered 2017 & 2018



Month	Adjusted Scheduled Activity (UDA)	
	2017	2018
April	51	10
May	153	25
June	259	36
July	335	116
August	344	135
September	362	140
October	406	229
November	492	270
December	542	294
January	569	
February	630	
March	697	
April	771	
May	771	
June	771	

QUALITY

	Quantity	Base Number	Contract	AT	Region	England
% of FP17s for the same patient ID Re-attending within 3 months - Children	0	25	0.0%	10.2%	11.6%	12.0%
% of FP17s for the same patient ID Re-attending within 3 months - Adults	15	142	10.6%	15.3%	16.7%	15.9%
% of FP17s for the same patient ID Re-attending between 3 & 9 months - Children	3	25	12.0%	48.0%	47.3%	58.0%
% of FP17s for the same patient ID Re-attending between 3 & 9 months - Adults	15	142	10.6%	38.2%	38.3%	50.5%
% of FP17s for Band 1 Urgent Courses	39	130	30.0%	10.0%	10.5%	9.0%
% of FP17s Relating to Free Repair or Replacements	2	130	1.5%	0.6%	0.6%	0.8%
% of FP17s Relating to Continuations	1	130	0.8%	0.9%	0.8%	1.1%
% of Patients satisfied with the dentistry they have received	0	0	N/A	90.0%	89.0%	91.5%
% of Patients satisfied with the time they had to wait for an appointment	0	0	N/A	87.4%	84.2%	87.9%

* This is based on patients treated on this contract for their most recent course of treatment. Figures in italics indicate the base number of FP17s or Patient Questionnaire responses are less than 100. N/A is shown where the base number of responses is less than 10 during the period. % is calculated as Quantity/Base number*100

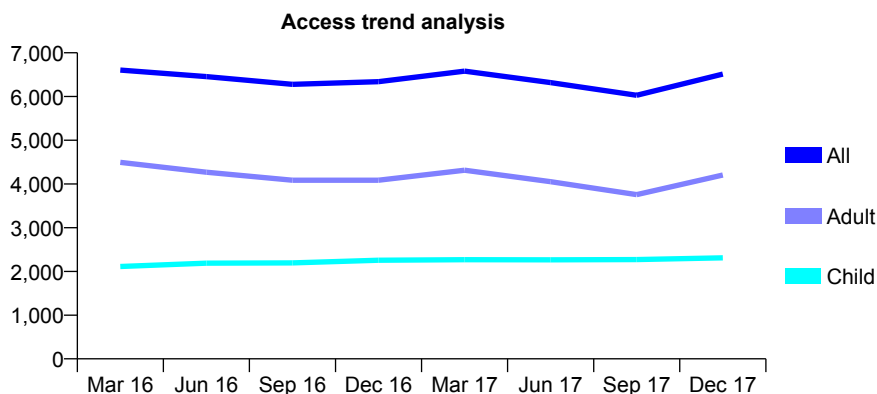
Q63 - Vital Signs At a Glance Contract Report for 341517/0001 - December 2017

Name or company name	MR AR NADJAFI
Contract type name	GDS Contract
Purpose of contract	General
Contract start date	01/04/2006
Contract end date	

17/18 Contracted general activity (UDA)	22,500
Carry forward general activity (UDA)	258
17/18 Contracted orthodontic activity (UOA)	0
Carry forward orthodontic activity (UOA)	0
Baseline contract value	£657,430.19

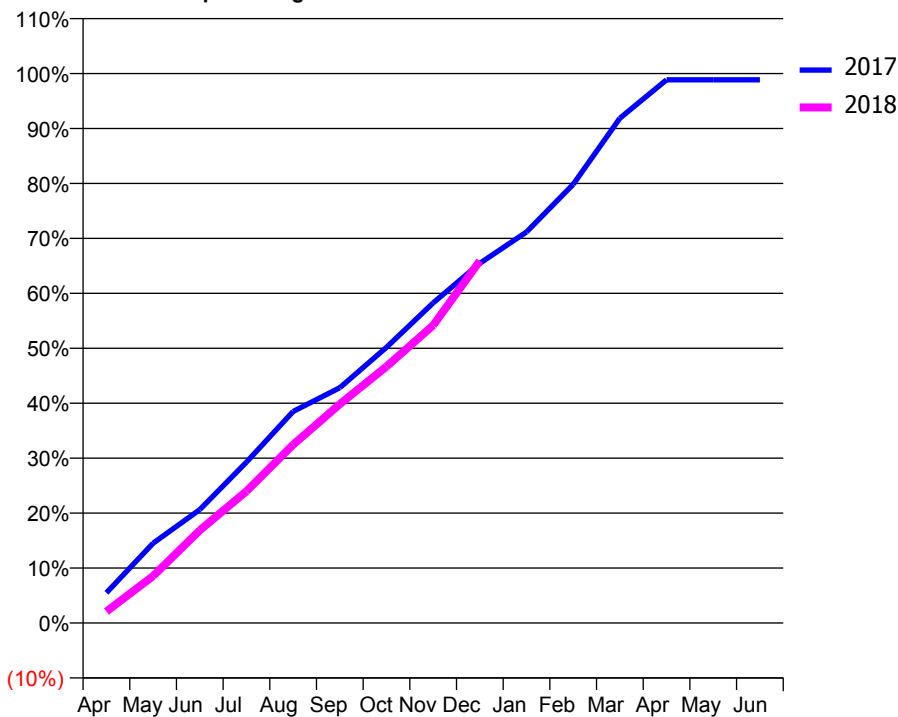
ACCESS*

Patients seen in 24 months	Total	Change since previous quarter
Quarter ending December 2016	6,341	
Quarter ending March 2017	6,580	↑
Quarter ending June 2017	6,317	↓
Quarter ending September 2017	6,028	↓
Quarter ending December 2017	6,515	↑
Variance since December 2016	2.7%	↑



ACTIVITY

Cumulative percentage of contracted UDA delivered 2017 & 2018



Month	Adjusted Scheduled Activity (UDA)	
	2017	2018
April	1,237	473
May	3,265	1,925
June	4,641	3,799
July	6,590	5,399
August	8,661	7,305
September	9,635	8,965
October	11,289	10,501
November	13,104	12,189
December	14,730	14,825
January	16,012	
February	17,962	
March	20,669	
April	22,242	
May	22,242	
June	22,242	

QUALITY

	Quantity	Base Number	Contract	AT	Region	England
% of FP17s for the same patient ID Re-attending within 3 months - Children	106	2,078	5.1%	10.2%	11.6%	12.0%
% of FP17s for the same patient ID Re-attending within 3 months - Adults	653	3,832	17.0%	15.3%	16.7%	15.9%
% of FP17s for the same patient ID Re-attending between 3 & 9 months - Children	981	2,078	47.2%	48.0%	47.3%	58.0%
% of FP17s for the same patient ID Re-attending between 3 & 9 months - Adults	1,266	3,832	33.0%	38.2%	38.3%	50.5%
% of FP17s for Band 1 Urgent Courses	458	5,440	8.4%	10.0%	10.5%	9.0%
% of FP17s Relating to Free Repair or Replacements	16	5,440	0.3%	0.6%	0.6%	0.8%
% of FP17s Relating to Continuations	25	5,440	0.5%	0.9%	0.8%	1.1%
% of Patients satisfied with the dentistry they have received	2	3	N/A	90.0%	89.0%	91.5%
% of Patients satisfied with the time they had to wait for an appointment	2	3	N/A	87.4%	84.2%	87.9%

* This is based on patients treated on this contract for their most recent course of treatment. Figures in italics indicate the base number of FP17s or Patient Questionnaire responses are less than 100. N/A is shown where the base number of responses is less than 10 during the period. % is calculated as Quantity/Base number*100

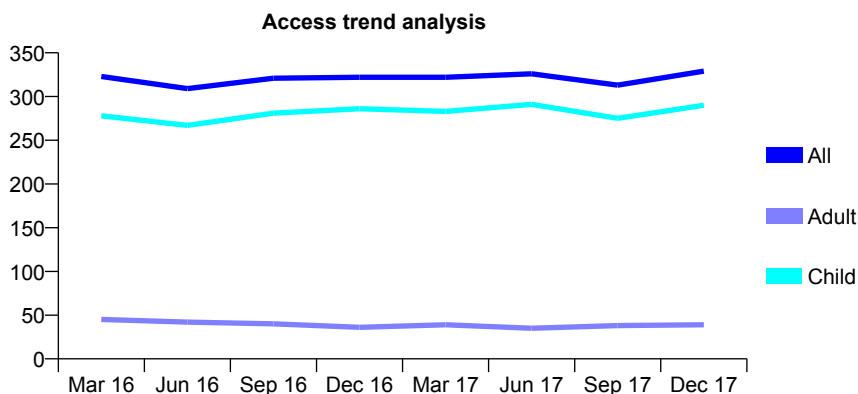
Q63 - Vital Signs At a Glance Contract Report for 342130/0001 - December 2017

Name or company name	MR SA SIMPSON
Contract type name	GDS Contract
Purpose of contract	General
Contract start date	01/04/2006
Contract end date	

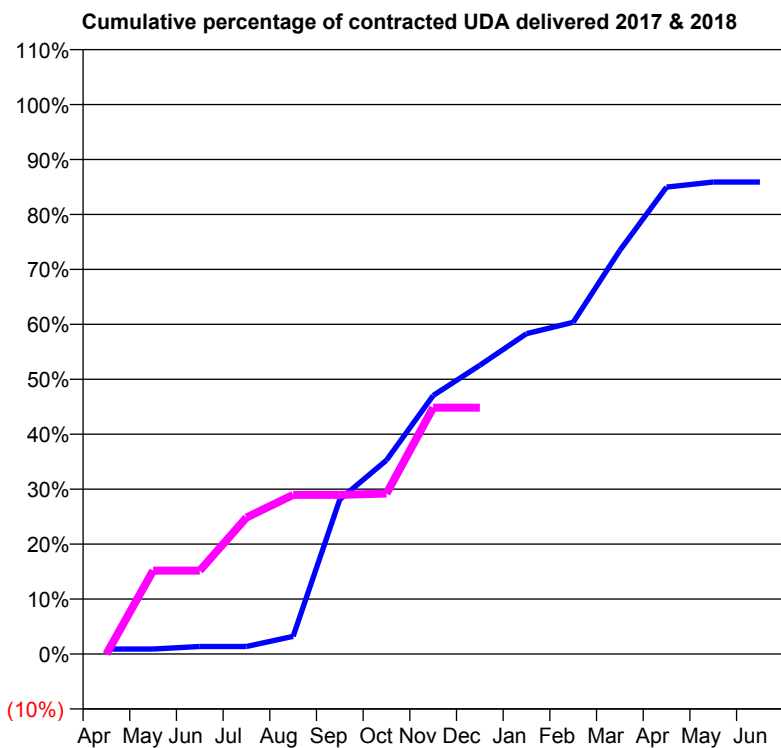
17/18 Contracted general activity (UDA)	435
Carry forward general activity (UDA)	0
17/18 Contracted orthodontic activity (UOA)	0
Carry forward orthodontic activity (UOA)	0
Baseline contract value	£10,531.03

ACCESS*

Patients seen in 24 months	Total	Change since previous quarter
Quarter ending December 2016	322	
Quarter ending March 2017	322	→
Quarter ending June 2017	326	→
Quarter ending September 2017	313	↓
Quarter ending December 2017	329	↑
Variance since December 2016	2.2%	↑



ACTIVITY



Month	Adjusted Scheduled Activity (UDA)	
	2017	2018
April	4	0
May	4	66
June	6	66
July	6	108
August	14	126
September	122	126
October	153	127
November	205	195
December	229	195
January	254	
February	263	
March	320	
April	370	
May	374	
June	374	

QUALITY

	Quantity	Base Number	Contract	AT	Region	England
% of FP17s for the same patient ID Re-attending within 3 months - Children	4	223	1.8%	10.2%	11.6%	12.0%
% of FP17s for the same patient ID Re-attending within 3 months - Adults	4	19	21.1%	15.3%	16.7%	15.9%
% of FP17s for the same patient ID Re-attending between 3 & 9 months - Children	90	223	40.4%	48.0%	47.3%	58.0%
% of FP17s for the same patient ID Re-attending between 3 & 9 months - Adults	4	19	21.1%	38.2%	38.3%	50.5%
% of FP17s for Band 1 Urgent Courses	0	208	0.0%	10.0%	10.5%	9.0%
% of FP17s Relating to Free Repair or Replacements	0	208	0.0%	0.6%	0.6%	0.8%
% of FP17s Relating to Continuations	0	208	0.0%	0.9%	0.8%	1.1%
% of Patients satisfied with the dentistry they have received	0	0	N/A	90.0%	89.0%	91.5%
% of Patients satisfied with the time they had to wait for an appointment	0	0	N/A	87.4%	84.2%	87.9%

* This is based on patients treated on this contract for their most recent course of treatment. Figures in italics indicate the base number of FP17s or Patient Questionnaire responses are less than 100. N/A is shown where the base number of responses is less than 10 during the period. % is calculated as Quantity/Base number*100

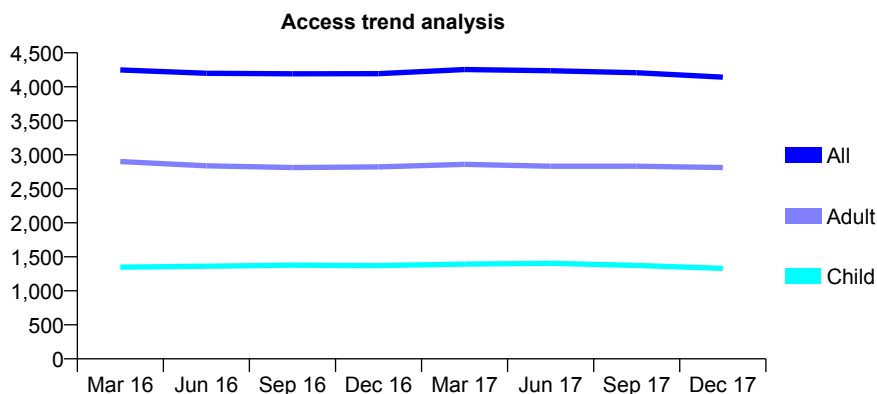
Q63 - Vital Signs At a Glance Contract Report for 345725/0001 - December 2017

Name or company name	DR OO AJANAKU
Contract type name	GDS Contract
Purpose of contract	General
Contract start date	01/04/2006
Contract end date	

17/18 Contracted general activity (UDA)	13,100
Carry forward general activity (UDA)	2,136
17/18 Contracted orthodontic activity (UOA)	0
Carry forward orthodontic activity (UOA)	0
Baseline contract value	£409,604.94

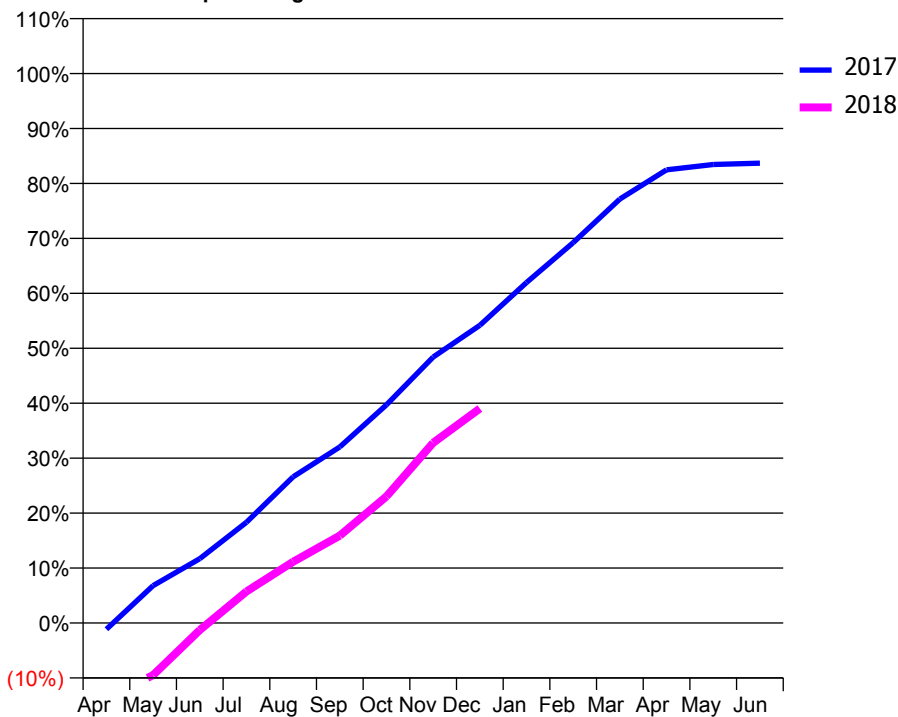
ACCESS*

Patients seen in 24 months	Total	Change since previous quarter
Quarter ending December 2016	4,194	
Quarter ending March 2017	4,253	→
Quarter ending June 2017	4,237	→
Quarter ending September 2017	4,206	→
Quarter ending December 2017	4,142	↓
Variance since December 2016	(1.2%)	↓



ACTIVITY

Cumulative percentage of contracted UDA delivered 2017 & 2018



Month	Adjusted Scheduled Activity (UDA)	
	2017	2018
April	-150	-1,801
May	892	-1,245
June	1,533	-169
July	2,402	752
August	3,486	1,460
September	4,198	2,085
October	5,202	3,019
November	6,340	4,298
December	7,096	5,114
January	8,118	
February	9,069	
March	10,109	
April	10,805	
May	10,931	
June	10,964	

QUALITY

	Quantity	Base Number	Contract	AT	Region	England
% of FP17s for the same patient ID Re-attending within 3 months - Children	83	1,083	7.7%	10.2%	11.6%	12.0%
% of FP17s for the same patient ID Re-attending within 3 months - Adults	328	2,055	16.0%	15.3%	16.7%	15.9%
% of FP17s for the same patient ID Re-attending between 3 & 9 months - Children	448	1,083	41.4%	48.0%	47.3%	58.0%
% of FP17s for the same patient ID Re-attending between 3 & 9 months - Adults	584	2,055	28.4%	38.2%	38.3%	50.5%
% of FP17s for Band 1 Urgent Courses	178	2,850	6.2%	10.0%	10.5%	9.0%
% of FP17s Relating to Free Repair or Replacements	20	2,850	0.7%	0.6%	0.6%	0.8%
% of FP17s Relating to Continuations	31	2,850	1.1%	0.9%	0.8%	1.1%
% of Patients satisfied with the dentistry they have received	2	2	N/A	90.0%	89.0%	91.5%
% of Patients satisfied with the time they had to wait for an appointment	2	2	N/A	87.4%	84.2%	87.9%

* This is based on patients treated on this contract for their most recent course of treatment. Figures in italics indicate the base number of FP17s or Patient Questionnaire responses are less than 100. N/A is shown where the base number of responses is less than 10 during the period. % is calculated as Quantity/Base number*100

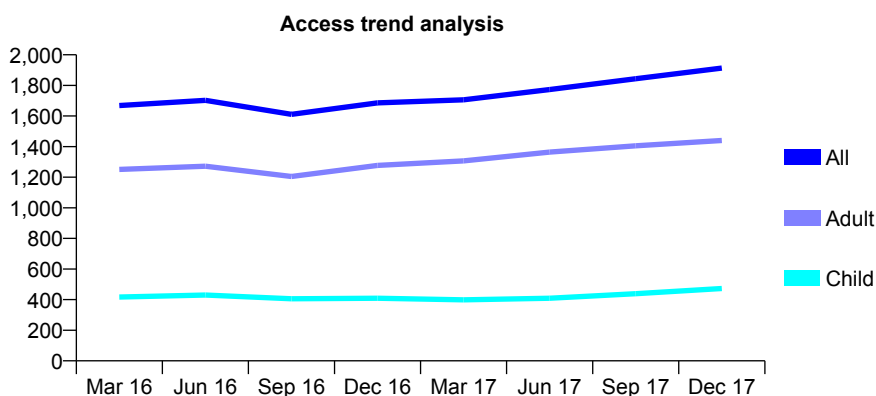
Q63 - Vital Signs At a Glance Contract Report for 346268/0001 - December 2017

Name or company name	MR M NEKOUJ
Contract type name	GDS Contract
Purpose of contract	General
Contract start date	01/04/2006
Contract end date	

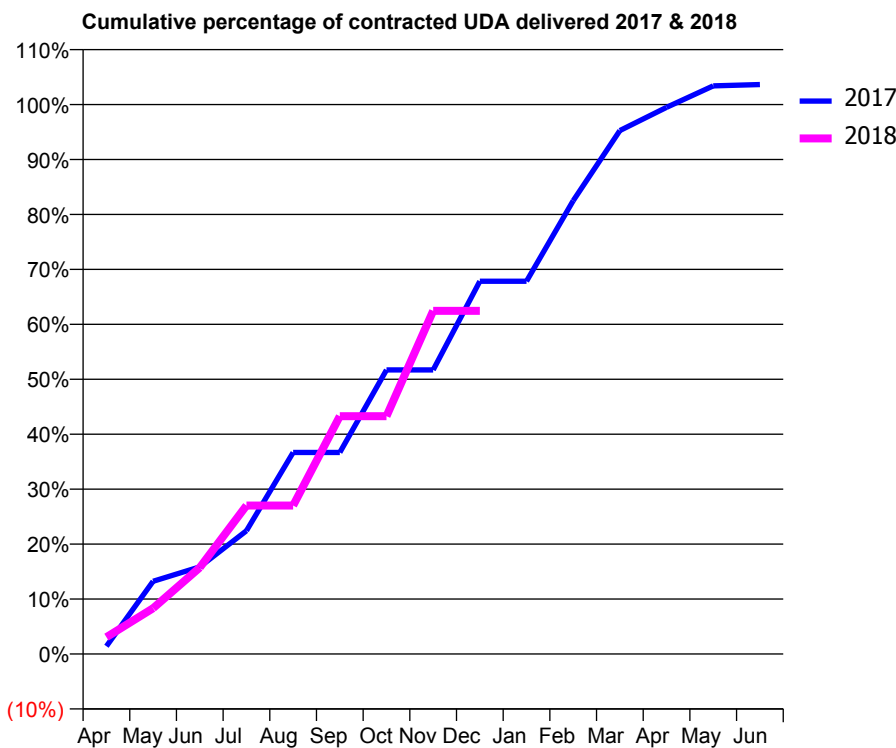
17/18 Contracted general activity (UDA)	4,910
Carry forward general activity (UDA)	-98
17/18 Contracted orthodontic activity (UOA)	0
Carry forward orthodontic activity (UOA)	0
Baseline contract value	£135,639.54

ACCESS*

Patients seen in 24 months	Total	Change since previous quarter
Quarter ending December 2016	1,686	
Quarter ending March 2017	1,706	→
Quarter ending June 2017	1,773	↑
Quarter ending September 2017	1,844	↑
Quarter ending December 2017	1,913	↑
Variance since December 2016	13.5%	↑



ACTIVITY



Month	Adjusted Scheduled Activity (UDA)	
	2017	2018
April	70	151
May	650	409
June	778	772
July	1,102	1,327
August	1,800	1,327
September	1,800	2,125
October	2,539	2,125
November	2,539	3,066
December	3,331	3,066
January	3,331	
February	4,051	
March	4,677	
April	4,885	
May	5,077	
June	5,089	

QUALITY

	Quantity	Base Number	Contract	AT	Region	England
% of FP17s for the same patient ID Re-attending within 3 months - Children	7	348	2.0%	10.2%	11.6%	12.0%
% of FP17s for the same patient ID Re-attending within 3 months - Adults	18	857	2.1%	15.3%	16.7%	15.9%
% of FP17s for the same patient ID Re-attending between 3 & 9 months - Children	95	348	27.3%	48.0%	47.3%	58.0%
% of FP17s for the same patient ID Re-attending between 3 & 9 months - Adults	181	857	21.1%	38.2%	38.3%	50.5%
% of FP17s for Band 1 Urgent Courses	64	1,101	5.8%	10.0%	10.5%	9.0%
% of FP17s Relating to Free Repair or Replacements	0	1,101	0.0%	0.6%	0.6%	0.8%
% of FP17s Relating to Continuations	4	1,101	0.4%	0.9%	0.8%	1.1%
% of Patients satisfied with the dentistry they have received	0	0	N/A	90.0%	89.0%	91.5%
% of Patients satisfied with the time they had to wait for an appointment	0	0	N/A	87.4%	84.2%	87.9%

* This is based on patients treated on this contract for their most recent course of treatment. Figures in italics indicate the base number of FP17s or Patient Questionnaire responses are less than 100. N/A is shown where the base number of responses is less than 10 during the period. % is calculated as Quantity/Base number*100

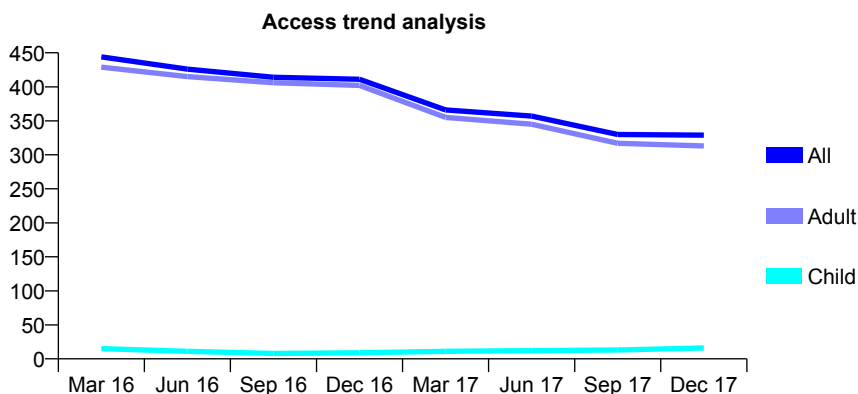
Q63 - Vital Signs At a Glance Contract Report for 354325/0003 - December 2017

Name or company name	MS VN EGEMONYE
Contract type name	PDS Contract
Purpose of contract	General
Contract start date	28/03/2011
Contract end date	31/03/2018

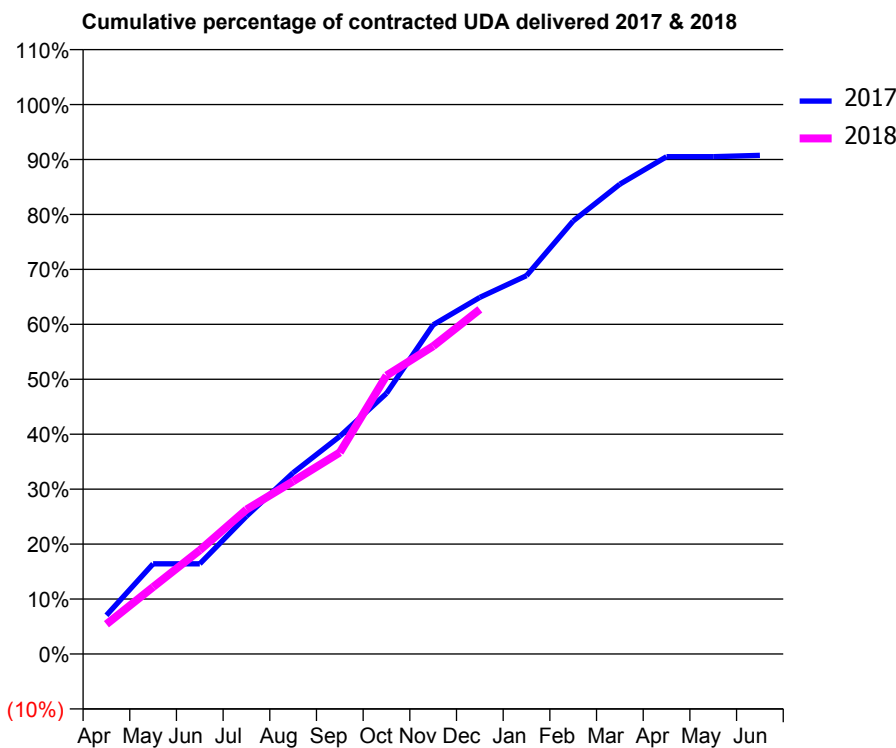
17/18 Contracted general activity (UDA)	1,164
Carry forward general activity (UDA)	0
17/18 Contracted orthodontic activity (UOA)	0
Carry forward orthodontic activity (UOA)	0
Baseline contract value	£61,989.42

ACCESS*

Patients seen in 24 months	Total	Change since previous quarter
Quarter ending December 2016	411	
Quarter ending March 2017	366	↓
Quarter ending June 2017	357	↓
Quarter ending September 2017	330	↓
Quarter ending December 2017	329	→
Variance since December 2016	(20.0%)	↓



ACTIVITY



Month	Adjusted Scheduled Activity (UDA)	
	2017	2018
April	82	63
May	191	142
June	191	220
July	292	306
August	384	366
September	461	427
October	552	590
November	697	652
December	755	730
January	801	
February	917	
March	995	
April	1,053	
May	1,053	
June	1,056	

QUALITY

	Quantity	Base Number	Contract	AT	Region	England
% of FP17s for the same patient ID Re-attending within 3 months - Children	0	9	0.0%	10.2%	11.6%	12.0%
% of FP17s for the same patient ID Re-attending within 3 months - Adults	2	173	1.2%	15.3%	16.7%	15.9%
% of FP17s for the same patient ID Re-attending between 3 & 9 months - Children	0	9	0.0%	48.0%	47.3%	58.0%
% of FP17s for the same patient ID Re-attending between 3 & 9 months - Adults	3	173	1.7%	38.2%	38.3%	50.5%
% of FP17s for Band 1 Urgent Courses	0	167	0.0%	10.0%	10.5%	9.0%
% of FP17s Relating to Free Repair or Replacements	0	167	0.0%	0.6%	0.6%	0.8%
% of FP17s Relating to Continuations	0	167	0.0%	0.9%	0.8%	1.1%
% of Patients satisfied with the dentistry they have received	0	0	N/A	90.0%	89.0%	91.5%
% of Patients satisfied with the time they had to wait for an appointment	0	0	N/A	87.4%	84.2%	87.9%

* This is based on patients treated on this contract for their most recent course of treatment. Figures in italics indicate the base number of FP17s or Patient Questionnaire responses are less than 100. N/A is shown where the base number of responses is less than 10 during the period. % is calculated as Quantity/Base number*100

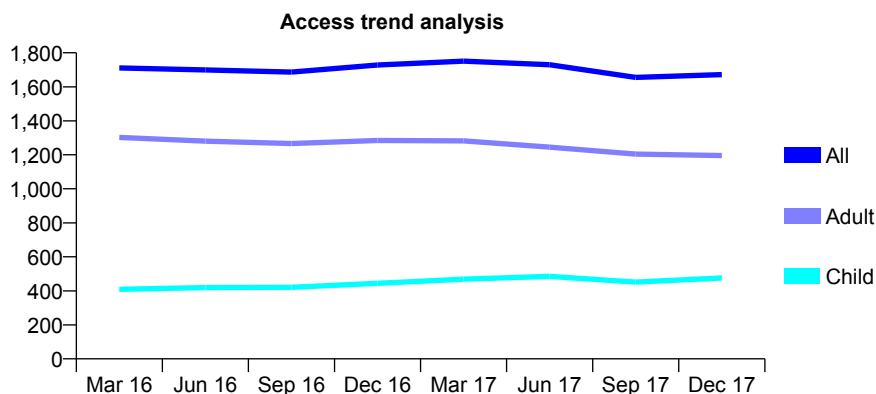
Q63 - Vital Signs At a Glance Contract Report for 360341/0001 - December 2017

Name or company name	MS O SADIQ
Contract type name	GDS Contract
Purpose of contract	General
Contract start date	01/06/2013
Contract end date	

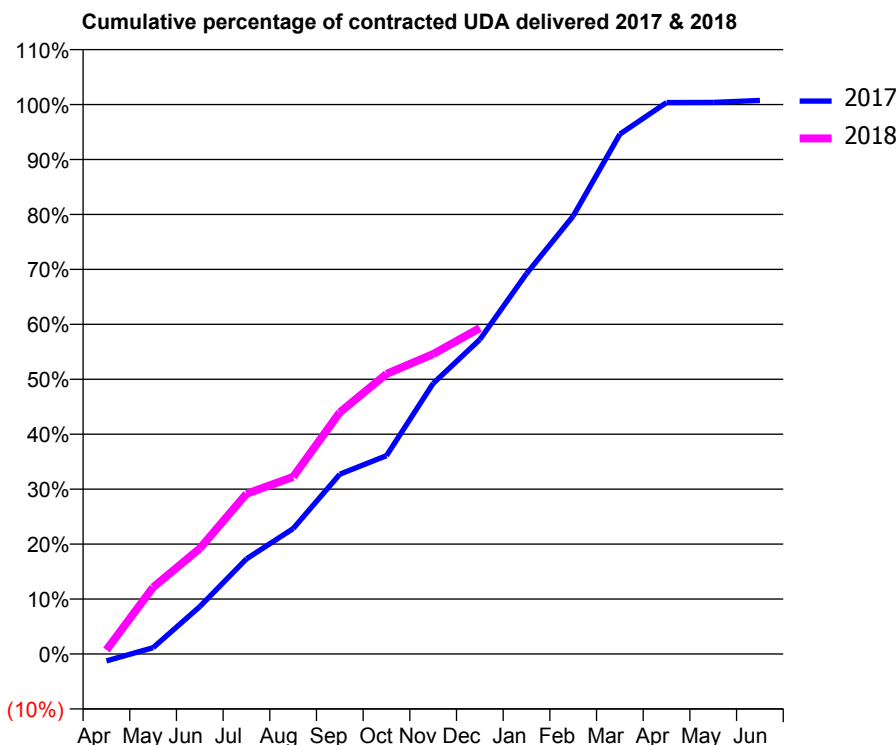
17/18 Contracted general activity (UDA)	4,700
Carry forward general activity (UDA)	-35
17/18 Contracted orthodontic activity (UOA)	0
Carry forward orthodontic activity (UOA)	0
Baseline contract value	£161,133.20

ACCESS*

Patients seen in 24 months	Total	Change since previous quarter
Quarter ending December 2016	1,728	
Quarter ending March 2017	1,751	→
Quarter ending June 2017	1,730	↓
Quarter ending September 2017	1,655	↓
Quarter ending December 2017	1,672	→
Variance since December 2016	(3.2%)	↓



ACTIVITY



Month	Adjusted Scheduled Activity (UDA)	
	2017	2018
April	-60	35
May	55	571
June	406	903
July	814	1,370
August	1,073	1,515
September	1,538	2,067
October	1,696	2,396
November	2,315	2,566
December	2,690	2,788
January	3,253	
February	3,747	
March	4,447	
April	4,717	
May	4,718	
June	4,735	

QUALITY

	Quantity	Base Number	Contract	AT	Region	England
% of FP17s for the same patient ID Re-attending within 3 months - Children	20	357	5.6%	10.2%	11.6%	12.0%
% of FP17s for the same patient ID Re-attending within 3 months - Adults	145	873	16.6%	15.3%	16.7%	15.9%
% of FP17s for the same patient ID Re-attending between 3 & 9 months - Children	161	357	45.1%	48.0%	47.3%	58.0%
% of FP17s for the same patient ID Re-attending between 3 & 9 months - Adults	282	873	32.3%	38.2%	38.3%	50.5%
% of FP17s for Band 1 Urgent Courses	90	1,151	7.8%	10.0%	10.5%	9.0%
% of FP17s Relating to Free Repair or Replacements	21	1,151	1.8%	0.6%	0.6%	0.8%
% of FP17s Relating to Continuations	51	1,151	4.4%	0.9%	0.8%	1.1%
% of Patients satisfied with the dentistry they have received	0	0	N/A	90.0%	89.0%	91.5%
% of Patients satisfied with the time they had to wait for an appointment	0	0	N/A	87.4%	84.2%	87.9%

* This is based on patients treated on this contract for their most recent course of treatment. Figures in italics indicate the base number of FP17s or Patient Questionnaire responses are less than 100. N/A is shown where the base number of responses is less than 10 during the period. % is calculated as Quantity/Base number*100

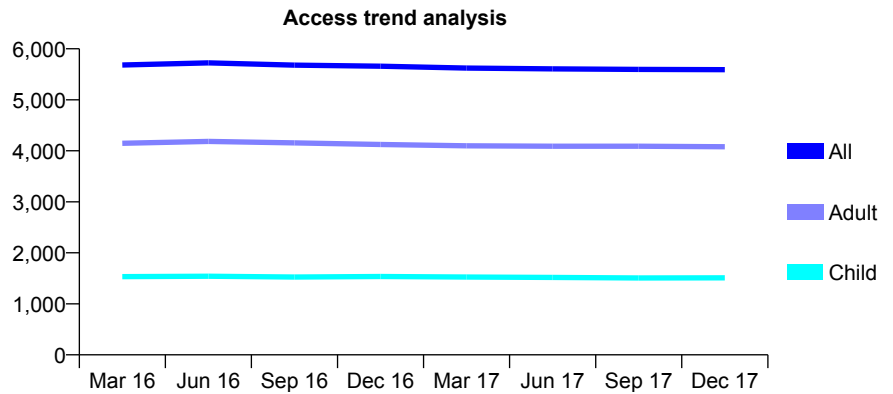
Q63 - Vital Signs At a Glance Contract Report for 361534/0001 - December 2017

Name or company name	MR R JETHA
Contract type name	GDS Contract
Purpose of contract	General
Contract start date	01/02/2011
Contract end date	

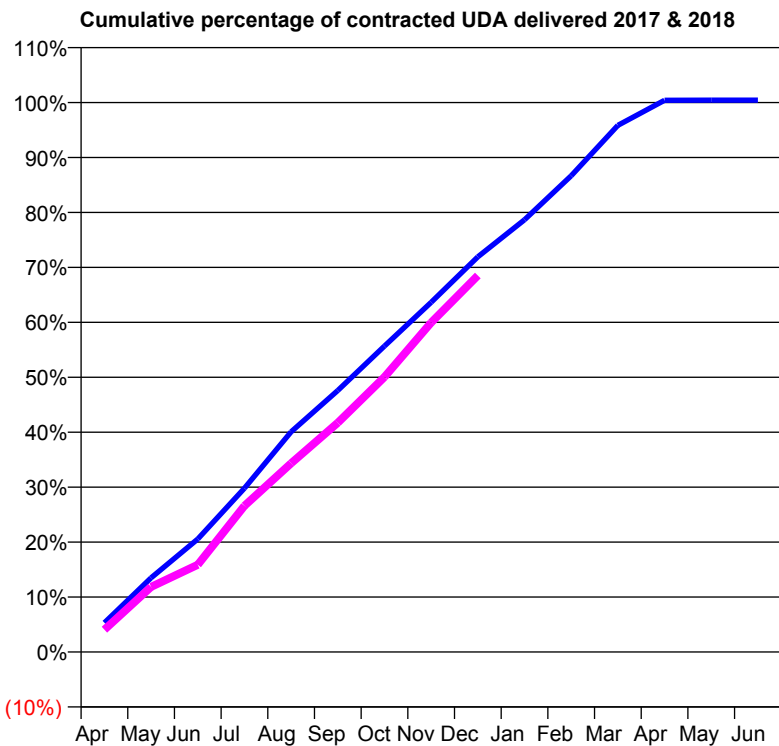
17/18 Contracted general activity (UDA)	12,069
Carry forward general activity (UDA)	-52
17/18 Contracted orthodontic activity (UOA)	0
Carry forward orthodontic activity (UOA)	0
Baseline contract value	£273,403.07

ACCESS*

Patients seen in 24 months	Total	Change since previous quarter
Quarter ending December 2016	5,660	
Quarter ending March 2017	5,623	→
Quarter ending June 2017	5,607	→
Quarter ending September 2017	5,597	→
Quarter ending December 2017	5,590	→
Variance since December 2016	(1.2%)	↓



ACTIVITY



Month	Adjusted Scheduled Activity (UDA)	
	2017	2018
April	643	490
May	1,630	1,431
June	2,482	1,916
July	3,599	3,213
August	4,836	4,145
September	5,745	5,035
October	6,720	6,040
November	7,681	7,237
December	8,678	8,269
January	9,493	
February	10,461	
March	11,568	
April	12,118	
May	12,119	
June	12,121	

QUALITY

	Quantity	Base Number	Contract	AT	Region	England
% of FP17s for the same patient ID Re-attending within 3 months - Children	107	1,738	6.2%	10.2%	11.6%	12.0%
% of FP17s for the same patient ID Re-attending within 3 months - Adults	600	4,000	15.0%	15.3%	16.7%	15.9%
% of FP17s for the same patient ID Re-attending between 3 & 9 months - Children	1,152	1,738	66.3%	48.0%	47.3%	58.0%
% of FP17s for the same patient ID Re-attending between 3 & 9 months - Adults	2,083	4,000	52.1%	38.2%	38.3%	50.5%
% of FP17s for Band 1 Urgent Courses	502	5,104	9.8%	10.0%	10.5%	9.0%
% of FP17s Relating to Free Repair or Replacements	54	5,104	1.1%	0.6%	0.6%	0.8%
% of FP17s Relating to Continuations	34	5,104	0.7%	0.9%	0.8%	1.1%
% of Patients satisfied with the dentistry they have received	5	6	N/A	90.0%	89.0%	91.5%
% of Patients satisfied with the time they had to wait for an appointment	6	6	N/A	87.4%	84.2%	87.9%

* This is based on patients treated on this contract for their most recent course of treatment. Figures in italics indicate the base number of FP17s or Patient Questionnaire responses are less than 100. N/A is shown where the base number of responses is less than 10 during the period. % is calculated as Quantity/Base number*100

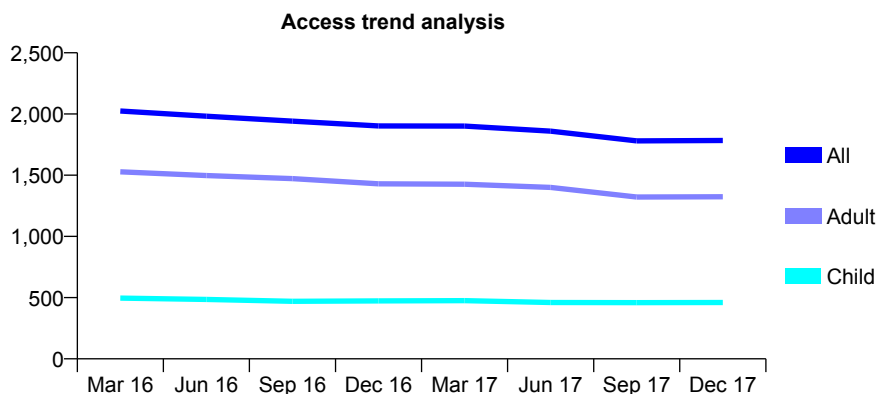
Q63 - Vital Signs At a Glance Contract Report for 381608/0002 - December 2017

Name or company name	Battersea Bridge Dental Practice
Contract type name	GDS Contract
Purpose of contract	General
Contract start date	02/10/2008
Contract end date	

17/18 Contracted general activity (UDA)	9,674
Carry forward general activity (UDA)	0
17/18 Contracted orthodontic activity (UOA)	0
Carry forward orthodontic activity (UOA)	0
Baseline contract value	£261,179.14

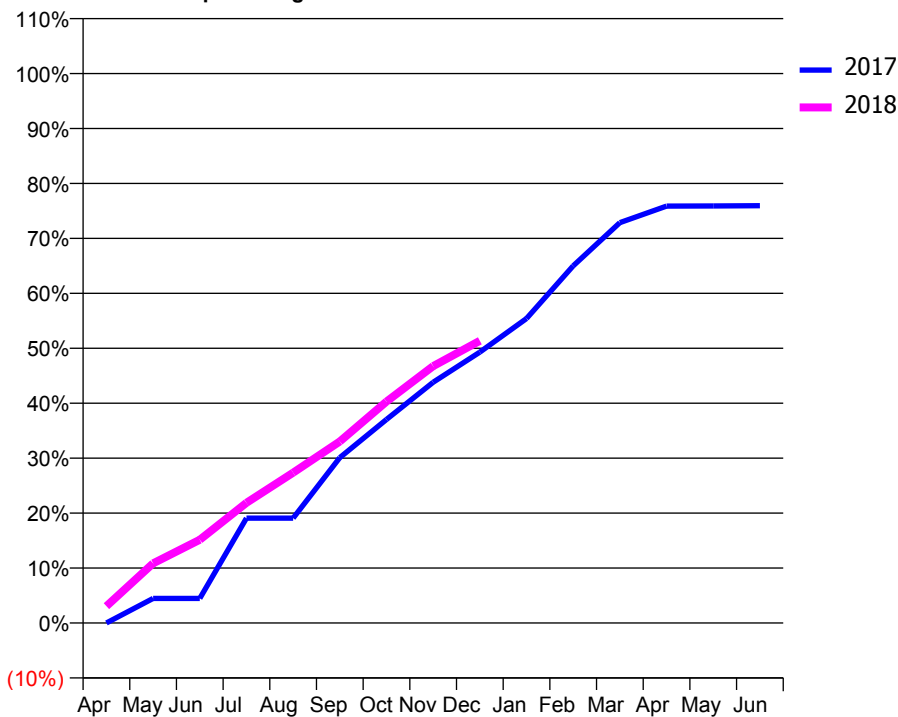
ACCESS*

Patients seen in 24 months	Total	Change since previous quarter
Quarter ending December 2016	1,903	
Quarter ending March 2017	1,901	→
Quarter ending June 2017	1,860	↓
Quarter ending September 2017	1,781	↓
Quarter ending December 2017	1,784	→
Variance since December 2016	(6.3%)	↓



ACTIVITY

Cumulative percentage of contracted UDA delivered 2017 & 2018



Month	Adjusted Scheduled Activity (UDA)	
	2017	2018
April	0	296
May	433	1,049
June	433	1,467
July	1,847	2,116
August	1,847	2,646
September	2,913	3,197
October	3,583	3,899
November	4,239	4,523
December	4,770	4,968
January	5,360	
February	6,288	
March	7,049	
April	7,339	
May	7,343	
June	7,347	

QUALITY

	Quantity	Base Number	Contract	AT	Region	England
% of FP17s for the same patient ID Re-attending within 3 months - Children	32	432	7.4%	10.2%	11.6%	12.0%
% of FP17s for the same patient ID Re-attending within 3 months - Adults	316	1,272	24.8%	15.3%	16.7%	15.9%
% of FP17s for the same patient ID Re-attending between 3 & 9 months - Children	187	432	43.3%	48.0%	47.3%	58.0%
% of FP17s for the same patient ID Re-attending between 3 & 9 months - Adults	409	1,272	32.2%	38.2%	38.3%	50.5%
% of FP17s for Band 1 Urgent Courses	282	1,610	17.5%	10.0%	10.5%	9.0%
% of FP17s Relating to Free Repair or Replacements	13	1,610	0.8%	0.6%	0.6%	0.8%
% of FP17s Relating to Continuations	3	1,610	0.2%	0.9%	0.8%	1.1%
% of Patients satisfied with the dentistry they have received	0	1	N/A	90.0%	89.0%	91.5%
% of Patients satisfied with the time they had to wait for an appointment	0	1	N/A	87.4%	84.2%	87.9%

* This is based on patients treated on this contract for their most recent course of treatment. Figures in italics indicate the base number of FP17s or Patient Questionnaire responses are less than 100. N/A is shown where the base number of responses is less than 10 during the period. % is calculated as Quantity/Base number*100

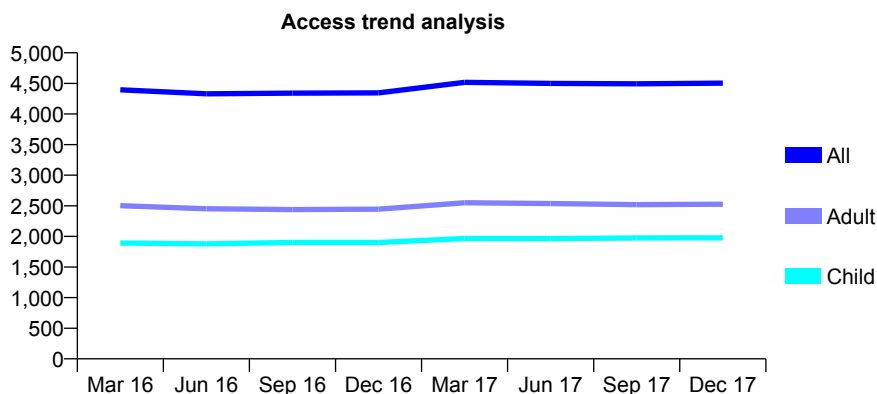
Q63 - Vital Signs At a Glance Contract Report for 390364/0001 - December 2017

Name or company name	Dr Bandlish and Associates
Contract type name	GDS Contract
Purpose of contract	General
Contract start date	01/04/2006
Contract end date	

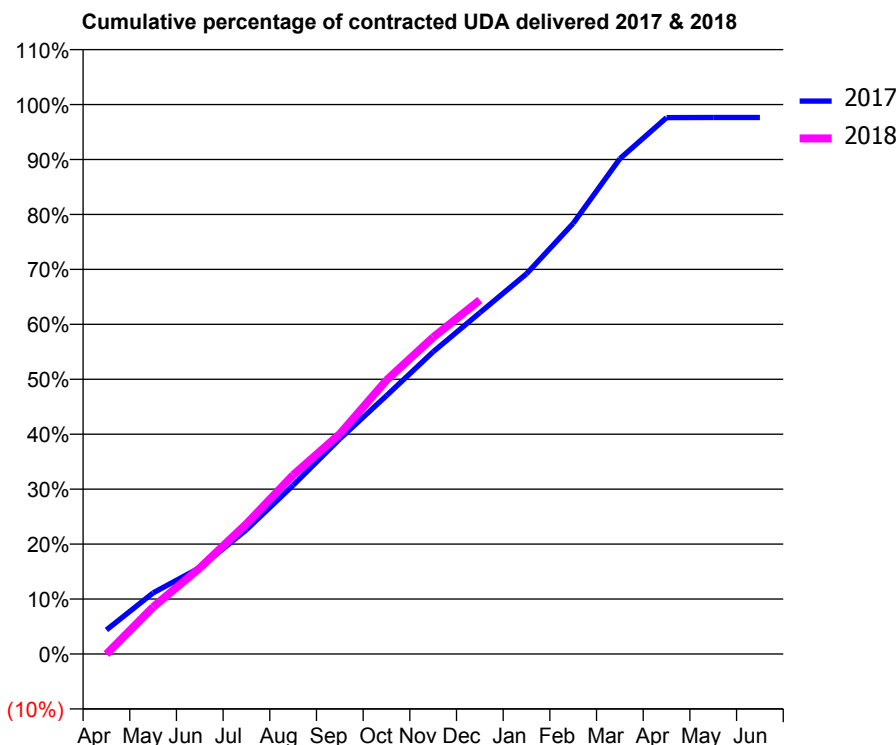
17/18 Contracted general activity (UDA)	13,432
Carry forward general activity (UDA)	318
17/18 Contracted orthodontic activity (UOA)	0
Carry forward orthodontic activity (UOA)	0
Baseline contract value	£345,114.64

ACCESS*

Patients seen in 24 months	Total	Change since previous quarter
Quarter ending December 2016	4,346	
Quarter ending March 2017	4,517	↑
Quarter ending June 2017	4,500	→
Quarter ending September 2017	4,494	→
Quarter ending December 2017	4,505	→
Variance since December 2016	3.7%	↑



ACTIVITY



Month	Adjusted Scheduled Activity (UDA)	
	2017	2018
April	588	-4
May	1,495	1,150
June	2,110	2,103
July	3,040	3,184
August	4,124	4,375
September	5,261	5,379
October	6,314	6,695
November	7,389	7,742
December	8,342	8,654
January	9,295	
February	10,528	
March	12,109	
April	13,111	
May	13,114	
June	13,114	

QUALITY

	Quantity	Base Number	Contract	AT	Region	England
% of FP17s for the same patient ID Re-attending within 3 months - Children	106	1,774	6.0%	10.2%	11.6%	12.0%
% of FP17s for the same patient ID Re-attending within 3 months - Adults	363	2,234	16.2%	15.3%	16.7%	15.9%
% of FP17s for the same patient ID Re-attending between 3 & 9 months - Children	771	1,774	43.5%	48.0%	47.3%	58.0%
% of FP17s for the same patient ID Re-attending between 3 & 9 months - Adults	884	2,234	39.6%	38.2%	38.3%	50.5%
% of FP17s for Band 1 Urgent Courses	331	3,716	8.9%	10.0%	10.5%	9.0%
% of FP17s Relating to Free Repair or Replacements	3	3,716	0.1%	0.6%	0.6%	0.8%
% of FP17s Relating to Continuations	6	3,716	0.2%	0.9%	0.8%	1.1%
% of Patients satisfied with the dentistry they have received	1	1	N/A	90.0%	89.0%	91.5%
% of Patients satisfied with the time they had to wait for an appointment	1	1	N/A	87.4%	84.2%	87.9%

* This is based on patients treated on this contract for their most recent course of treatment. Figures in italics indicate the base number of FP17s or Patient Questionnaire responses are less than 100. N/A is shown where the base number of responses is less than 10 during the period. % is calculated as Quantity/Base number*100

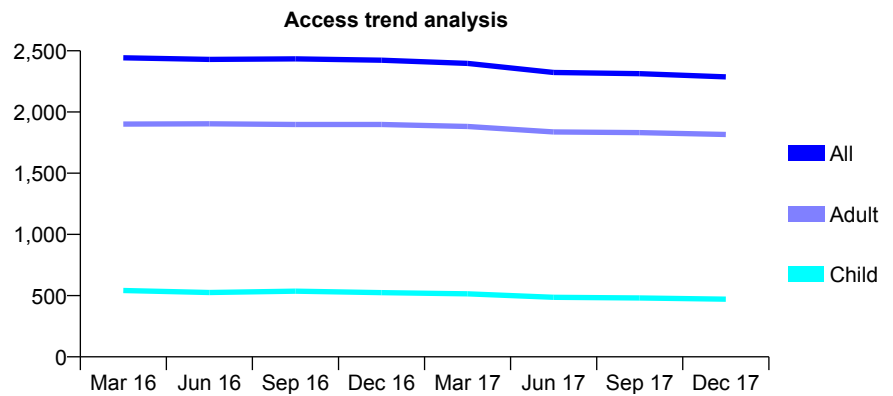
Q63 - Vital Signs At a Glance Contract Report for 394653/0001 - December 2017

Name or company name	MR FE DARTFORD
Contract type name	GDS Contract
Purpose of contract	General
Contract start date	01/05/2007
Contract end date	

17/18 Contracted general activity (UDA)	6,963
Carry forward general activity (UDA)	0
17/18 Contracted orthodontic activity (UOA)	0
Carry forward orthodontic activity (UOA)	0
Baseline contract value	£154,465.70

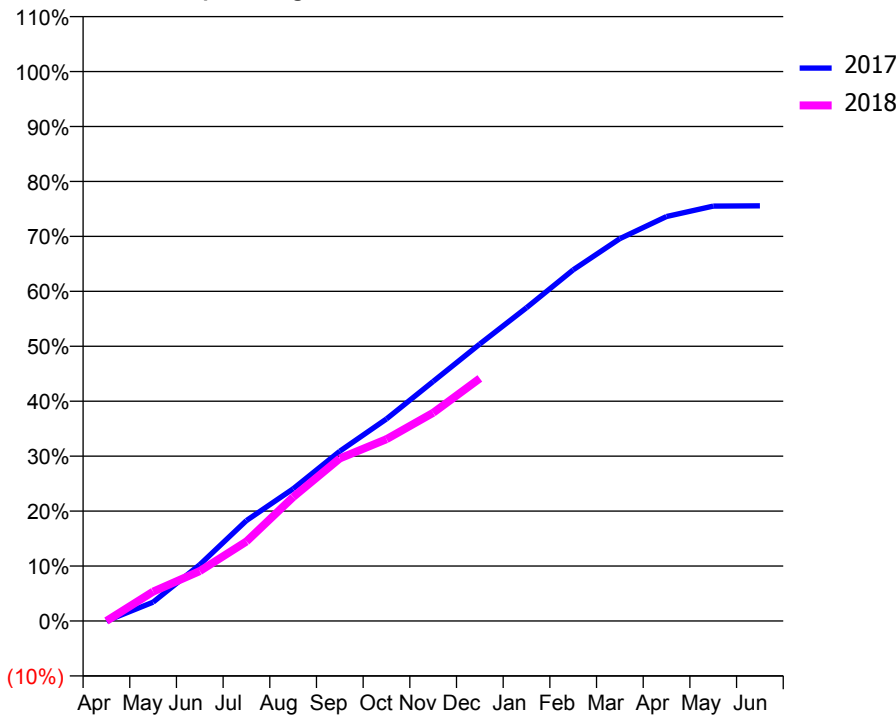
ACCESS*

Patients seen in 24 months	Total	Change since previous quarter
Quarter ending December 2016	2,423	
Quarter ending March 2017	2,397	↓
Quarter ending June 2017	2,323	↓
Quarter ending September 2017	2,313	→
Quarter ending December 2017	2,287	↓
Variance since December 2016	(5.6%)	↓



ACTIVITY

Cumulative percentage of contracted UDA delivered 2017 & 2018



Month	Adjusted Scheduled Activity (UDA)	
	2017	2018
April	0	0
May	240	372
June	714	632
July	1,273	1,008
August	1,675	1,570
September	2,152	2,060
October	2,561	2,304
November	3,035	2,638
December	3,511	3,075
January	3,969	
February	4,449	
March	4,845	
April	5,126	
May	5,258	
June	5,261	

QUALITY

	Quantity	Base Number	Contract	AT	Region	England
% of FP17s for the same patient ID Re-attending within 3 months - Children	16	367	4.4%	10.2%	11.6%	12.0%
% of FP17s for the same patient ID Re-attending within 3 months - Adults	121	1,282	9.4%	15.3%	16.7%	15.9%
% of FP17s for the same patient ID Re-attending between 3 & 9 months - Children	176	367	48.0%	48.0%	47.3%	58.0%
% of FP17s for the same patient ID Re-attending between 3 & 9 months - Adults	542	1,282	42.3%	38.2%	38.3%	50.5%
% of FP17s for Band 1 Urgent Courses	38	1,458	2.6%	10.0%	10.5%	9.0%
% of FP17s Relating to Free Repair or Replacements	0	1,458	0.0%	0.6%	0.6%	0.8%
% of FP17s Relating to Continuations	10	1,458	0.7%	0.9%	0.8%	1.1%
% of Patients satisfied with the dentistry they have received	4	4	N/A	90.0%	89.0%	91.5%
% of Patients satisfied with the time they had to wait for an appointment	3	4	N/A	87.4%	84.2%	87.9%

* This is based on patients treated on this contract for their most recent course of treatment. Figures in italics indicate the base number of FP17s or Patient Questionnaire responses are less than 100. N/A is shown where the base number of responses is less than 10 during the period. % is calculated as Quantity/Base number*100

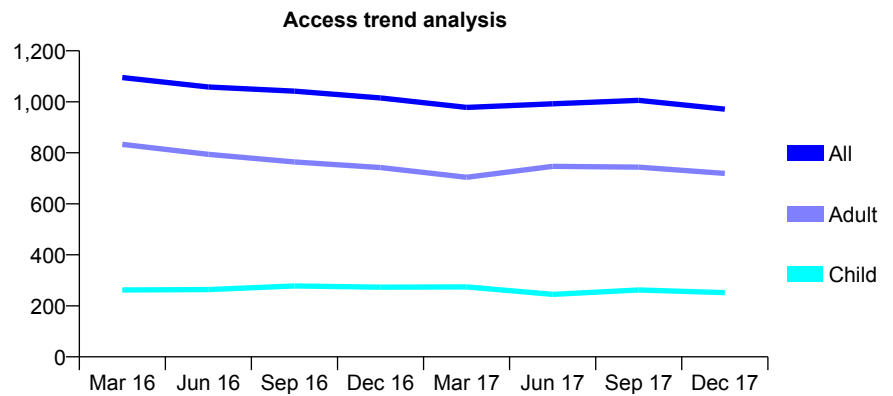
Q63 - Vital Signs At a Glance Contract Report for 395234/0001 - December 2017

Name or company name	MR MZ SHEIKH
Contract type name	GDS Contract
Purpose of contract	General
Contract start date	01/04/2006
Contract end date	

17/18 Contracted general activity (UDA)	2,888
Carry forward general activity (UDA)	-5
17/18 Contracted orthodontic activity (UOA)	0
Carry forward orthodontic activity (UOA)	0
Baseline contract value	£104,514.57

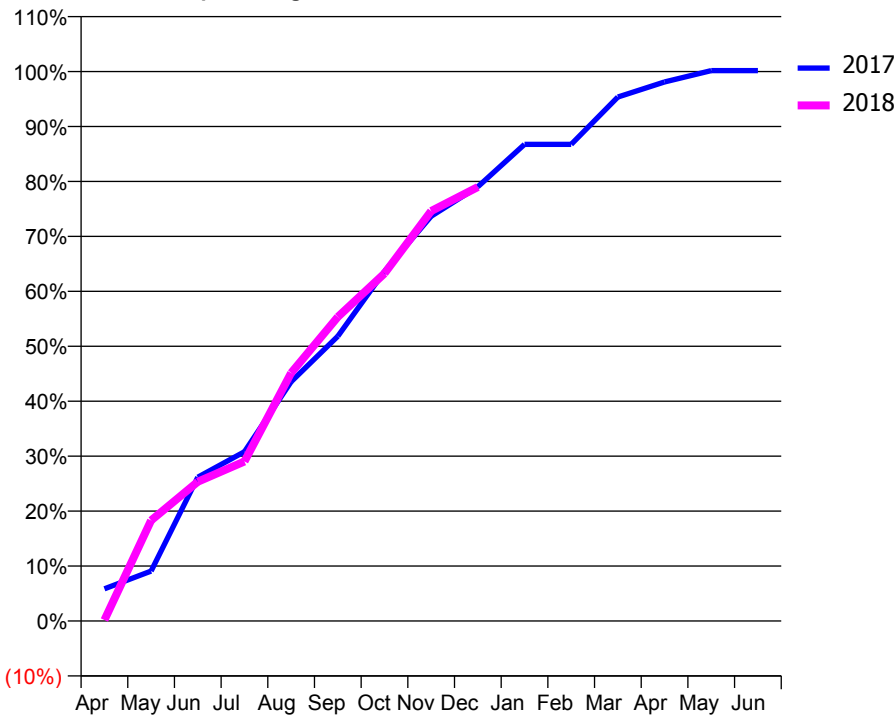
ACCESS*

Patients seen in 24 months	Total	Change since previous quarter
Quarter ending December 2016	1,015	
Quarter ending March 2017	978	↓
Quarter ending June 2017	992	→
Quarter ending September 2017	1,006	→
Quarter ending December 2017	971	↓
Variance since December 2016	(4.3%)	↓



ACTIVITY

Cumulative percentage of contracted UDA delivered 2017 & 2018



Month	Adjusted Scheduled Activity (UDA)	
	2017	2018
April	169	5
May	262	529
June	756	732
July	890	838
August	1,257	1,304
September	1,497	1,598
October	1,838	1,827
November	2,127	2,154
December	2,282	2,281
January	2,505	
February	2,505	
March	2,754	
April	2,833	
May	2,893	
June	2,893	

QUALITY

	Quantity	Base Number	Contract	AT	Region	England
% of FP17s for the same patient ID Re-attending within 3 months - Children	16	159	10.1%	10.2%	11.6%	12.0%
% of FP17s for the same patient ID Re-attending within 3 months - Adults	43	540	8.0%	15.3%	16.7%	15.9%
% of FP17s for the same patient ID Re-attending between 3 & 9 months - Children	40	159	25.2%	48.0%	47.3%	58.0%
% of FP17s for the same patient ID Re-attending between 3 & 9 months - Adults	129	540	23.9%	38.2%	38.3%	50.5%
% of FP17s for Band 1 Urgent Courses	34	628	5.4%	10.0%	10.5%	9.0%
% of FP17s Relating to Free Repair or Replacements	5	628	0.8%	0.6%	0.6%	0.8%
% of FP17s Relating to Continuations	13	628	2.1%	0.9%	0.8%	1.1%
% of Patients satisfied with the dentistry they have received	0	0	N/A	90.0%	89.0%	91.5%
% of Patients satisfied with the time they had to wait for an appointment	0	0	N/A	87.4%	84.2%	87.9%

* This is based on patients treated on this contract for their most recent course of treatment. Figures in italics indicate the base number of FP17s or Patient Questionnaire responses are less than 100. N/A is shown where the base number of responses is less than 10 during the period. % is calculated as Quantity/Base number*100

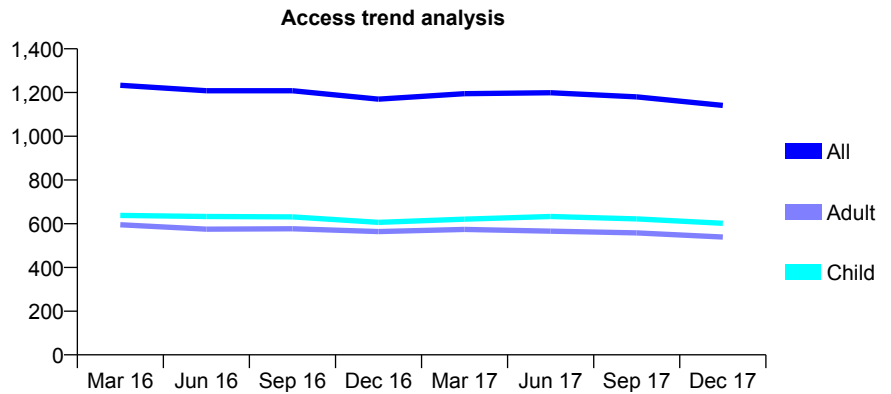
Q63 - Vital Signs At a Glance Contract Report for 395668/0001 - December 2017

Name or company name	MR RG ST CLAIRE
Contract type name	GDS Contract
Purpose of contract	General
Contract start date	01/04/2006
Contract end date	

17/18 Contracted general activity (UDA)	3,856
Carry forward general activity (UDA)	-4
17/18 Contracted orthodontic activity (UOA)	0
Carry forward orthodontic activity (UOA)	0
Baseline contract value	£111,718.28

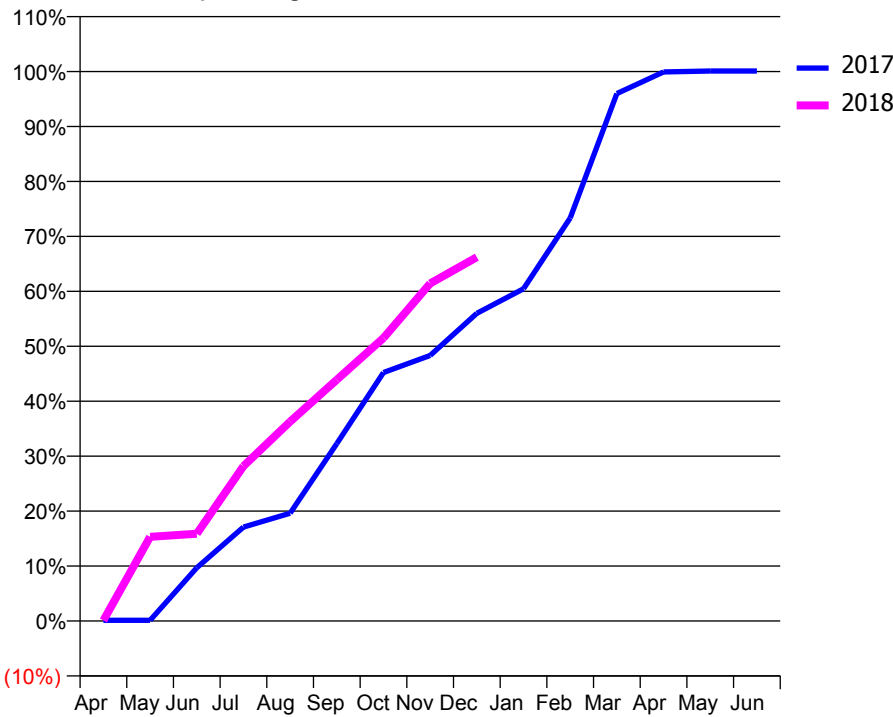
ACCESS*

Patients seen in 24 months	Total	Change since previous quarter
Quarter ending December 2016	1,170	
Quarter ending March 2017	1,195	↑
Quarter ending June 2017	1,199	→
Quarter ending September 2017	1,180	↓
Quarter ending December 2017	1,141	↓
Variance since December 2016	(2.5%)	↓



ACTIVITY

Cumulative percentage of contracted UDA delivered 2017 & 2018



Month	Adjusted Scheduled Activity (UDA)	
	2017	2018
April	5	4
May	5	591
June	373	612
July	659	1,087
August	757	1,399
September	1,245	1,693
October	1,744	1,986
November	1,864	2,369
December	2,159	2,554
January	2,332	
February	2,828	
March	3,701	
April	3,853	
May	3,860	
June	3,860	

QUALITY

	Quantity	Base Number	Contract	AT	Region	England
% of FP17s for the same patient ID Re-attending within 3 months - Children	16	354	4.5%	10.2%	11.6%	12.0%
% of FP17s for the same patient ID Re-attending within 3 months - Adults	60	360	16.7%	15.3%	16.7%	15.9%
% of FP17s for the same patient ID Re-attending between 3 & 9 months - Children	73	354	20.6%	48.0%	47.3%	58.0%
% of FP17s for the same patient ID Re-attending between 3 & 9 months - Adults	103	360	28.6%	38.2%	38.3%	50.5%
% of FP17s for Band 1 Urgent Courses	48	681	7.0%	10.0%	10.5%	9.0%
% of FP17s Relating to Free Repair or Replacements	0	681	0.0%	0.6%	0.6%	0.8%
% of FP17s Relating to Continuations	0	681	0.0%	0.9%	0.8%	1.1%
% of Patients satisfied with the dentistry they have received	0	0	N/A	90.0%	89.0%	91.5%
% of Patients satisfied with the time they had to wait for an appointment	0	0	N/A	87.4%	84.2%	87.9%

* This is based on patients treated on this contract for their most recent course of treatment. Figures in italics indicate the base number of FP17s or Patient Questionnaire responses are less than 100. N/A is shown where the base number of responses is less than 10 during the period. % is calculated as Quantity/Base number*100

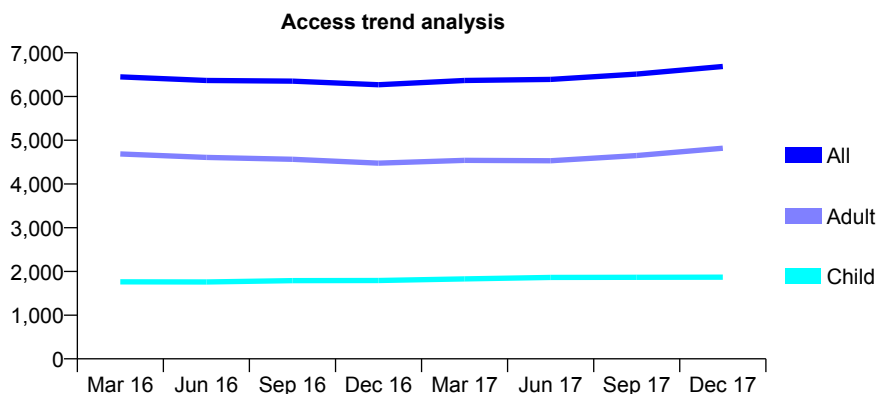
Q63 - Vital Signs At a Glance Contract Report for 397717/0001 - December 2017

Name or company name	MR R KARDEL-TABAR
Contract type name	GDS Contract
Purpose of contract	General
Contract start date	01/08/2008
Contract end date	

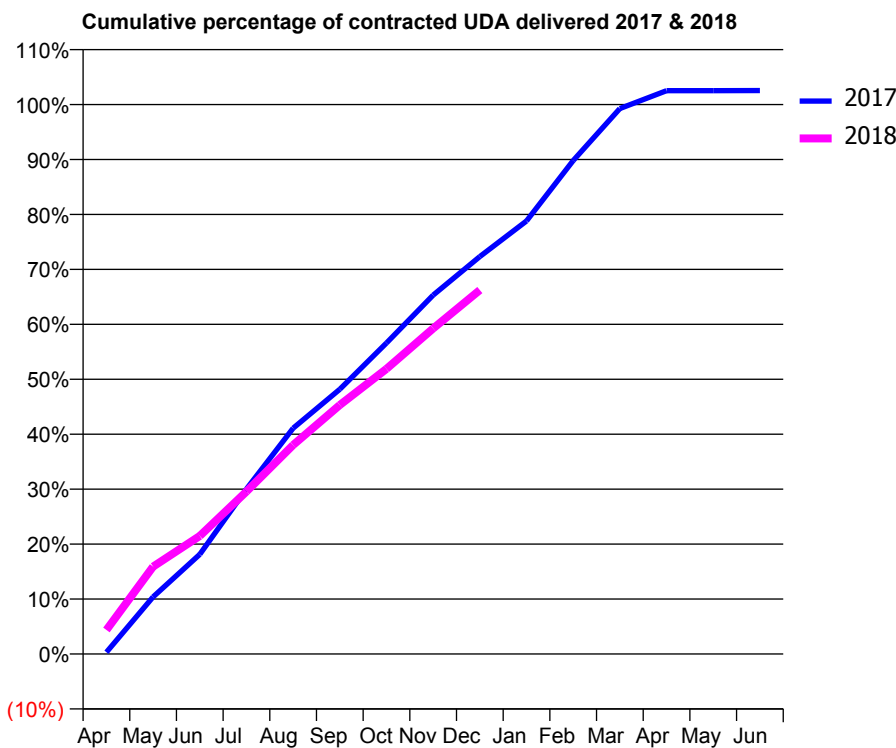
17/18 Contracted general activity (UDA)	16,633
Carry forward general activity (UDA)	-333
17/18 Contracted orthodontic activity (UOA)	0
Carry forward orthodontic activity (UOA)	0
Baseline contract value	£416,960.83

ACCESS*

Patients seen in 24 months	Total	Change since previous quarter
Quarter ending December 2016	6,269	
Quarter ending March 2017	6,367	→
Quarter ending June 2017	6,393	→
Quarter ending September 2017	6,515	→
Quarter ending December 2017	6,688	↑
Variance since December 2016	6.7%	↑



ACTIVITY



Month	Adjusted Scheduled Activity (UDA)	
	2017	2018
April	56	729
May	1,731	2,645
June	3,019	3,574
July	4,995	4,919
August	6,835	6,329
September	8,015	7,536
October	9,414	8,633
November	10,865	9,853
December	12,029	11,017
January	13,108	
February	14,937	
March	16,512	
April	17,051	
May	17,051	
June	17,056	

QUALITY

	Quantity	Base Number	Contract	AT	Region	England
% of FP17s for the same patient ID Re-attending within 3 months - Children	112	1,517	7.4%	10.2%	11.6%	12.0%
% of FP17s for the same patient ID Re-attending within 3 months - Adults	408	3,336	12.2%	15.3%	16.7%	15.9%
% of FP17s for the same patient ID Re-attending between 3 & 9 months - Children	627	1,517	41.3%	48.0%	47.3%	58.0%
% of FP17s for the same patient ID Re-attending between 3 & 9 months - Adults	1,097	3,336	32.9%	38.2%	38.3%	50.5%
% of FP17s for Band 1 Urgent Courses	573	4,594	12.5%	10.0%	10.5%	9.0%
% of FP17s Relating to Free Repair or Replacements	20	4,594	0.4%	0.6%	0.6%	0.8%
% of FP17s Relating to Continuations	17	4,594	0.4%	0.9%	0.8%	1.1%
% of Patients satisfied with the dentistry they have received	2	2	N/A	90.0%	89.0%	91.5%
% of Patients satisfied with the time they had to wait for an appointment	2	2	N/A	87.4%	84.2%	87.9%

* This is based on patients treated on this contract for their most recent course of treatment. Figures in italics indicate the base number of FP17s or Patient Questionnaire responses are less than 100. N/A is shown where the base number of responses is less than 10 during the period. % is calculated as Quantity/Base number*100

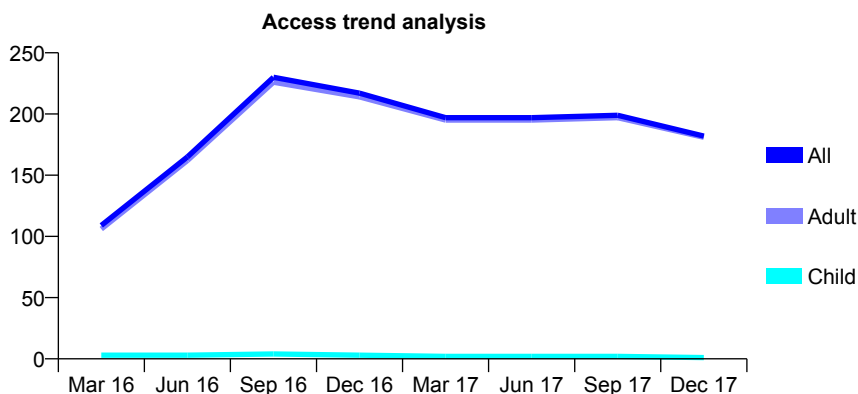
Q63 - Vital Signs At a Glance Contract Report for 397717/0003 - December 2017

Name or company name	MR R KARDEL-TABAR
Contract type name	PDS Contract
Purpose of contract	General
Contract start date	01/06/2013
Contract end date	31/03/2018

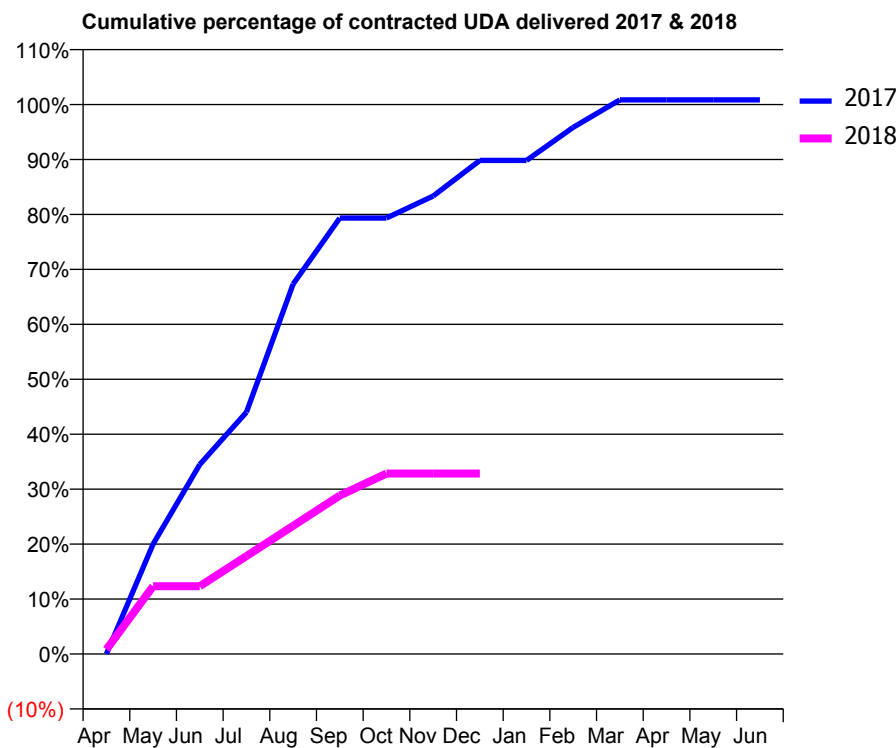
17/18 Contracted general activity (UDA)	600
Carry forward general activity (UDA)	-5
17/18 Contracted orthodontic activity (UOA)	0
Carry forward orthodontic activity (UOA)	0
Baseline contract value	£31,995.95

ACCESS*

Patients seen in 24 months	Total	Change since previous quarter
Quarter ending December 2016	217	
Quarter ending March 2017	197	↓
Quarter ending June 2017	197	→
Quarter ending September 2017	199	→
Quarter ending December 2017	182	↓
Variance since December 2016	(16.1%)	↓



ACTIVITY



Month	Adjusted Scheduled Activity (UDA)	
	2017	2018
April	0	5
May	120	74
June	207	74
July	264	107
August	404	140
September	476	173
October	476	197
November	500	197
December	539	197
January	539	
February	575	
March	605	
April	605	
May	605	
June	605	

QUALITY

	Quantity	Base Number	Contract	AT	Region	England
% of FP17s for the same patient ID Re-attending within 3 months - Children	0	0	N/A	10.2%	11.6%	12.0%
% of FP17s for the same patient ID Re-attending within 3 months - Adults	0	64	0.0%	15.3%	16.7%	15.9%
% of FP17s for the same patient ID Re-attending between 3 & 9 months - Children	0	0	N/A	48.0%	47.3%	58.0%
% of FP17s for the same patient ID Re-attending between 3 & 9 months - Adults	1	64	1.6%	38.2%	38.3%	50.5%
% of FP17s for Band 1 Urgent Courses	0	64	0.0%	10.0%	10.5%	9.0%
% of FP17s Relating to Free Repair or Replacements	1	64	1.6%	0.6%	0.6%	0.8%
% of FP17s Relating to Continuations	4	64	6.3%	0.9%	0.8%	1.1%
% of Patients satisfied with the dentistry they have received	0	0	N/A	90.0%	89.0%	91.5%
% of Patients satisfied with the time they had to wait for an appointment	0	0	N/A	87.4%	84.2%	87.9%

* This is based on patients treated on this contract for their most recent course of treatment. Figures in italics indicate the base number of FP17s or Patient Questionnaire responses are less than 100. N/A is shown where the base number of responses is less than 10 during the period. % is calculated as Quantity/Base number*100

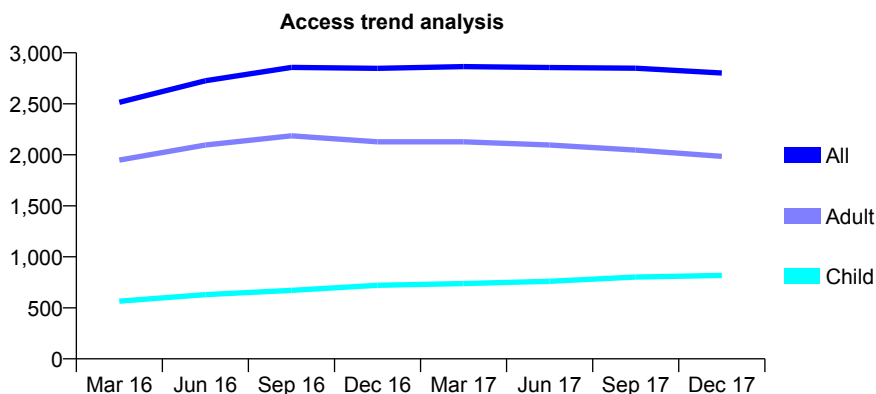
Q63 - Vital Signs At a Glance Contract Report for 397717/0004 - December 2017

Name or company name	MR R KARDEL-TABAR
Contract type name	GDS Contract
Purpose of contract	General
Contract start date	01/10/2014
Contract end date	

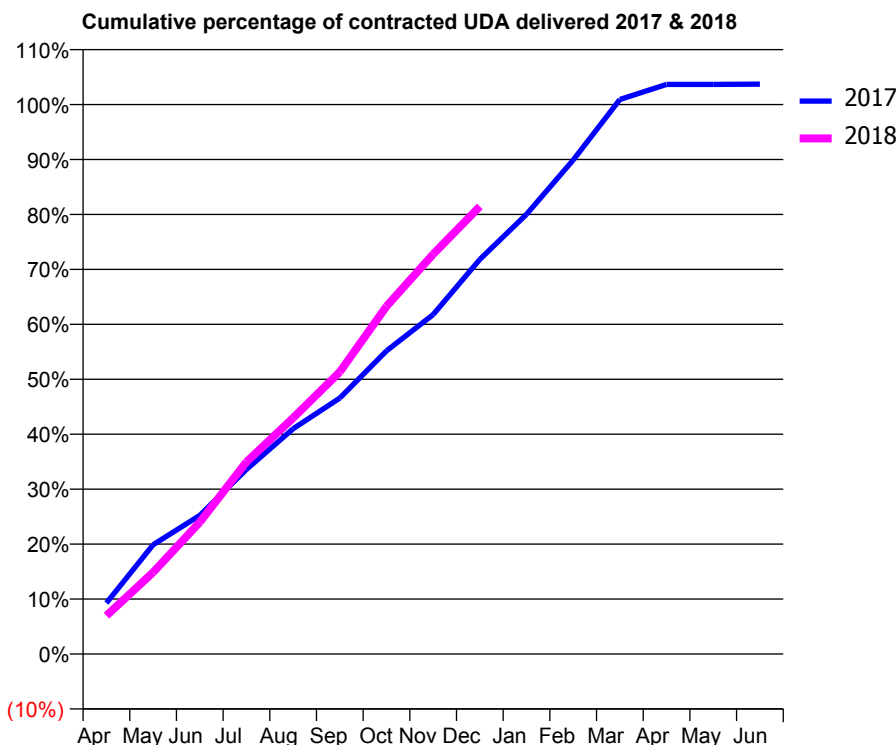
17/18 Contracted general activity (UDA)	6,334
Carry forward general activity (UDA)	-127
17/18 Contracted orthodontic activity (UOA)	0
Carry forward orthodontic activity (UOA)	0
Baseline contract value	£164,894.32

ACCESS*

Patients seen in 24 months	Total	Change since previous quarter
Quarter ending December 2016	2,848	
Quarter ending March 2017	2,865	→
Quarter ending June 2017	2,856	→
Quarter ending September 2017	2,849	→
Quarter ending December 2017	2,802	↓
Variance since December 2016	(1.6%)	↓



ACTIVITY



Month	Adjusted Scheduled Activity (UDA)	
	2017	2018
April	588	443
May	1,259	942
June	1,598	1,519
July	2,128	2,215
August	2,597	2,722
September	2,950	3,252
October	3,495	4,008
November	3,912	4,609
December	4,548	5,159
January	5,068	
February	5,694	
March	6,392	
April	6,566	
May	6,566	
June	6,569	

QUALITY

	Quantity	Base Number	Contract	AT	Region	England
% of FP17s for the same patient ID Re-attending within 3 months - Children	59	743	7.9%	10.2%	11.6%	12.0%
% of FP17s for the same patient ID Re-attending within 3 months - Adults	155	1,381	11.2%	15.3%	16.7%	15.9%
% of FP17s for the same patient ID Re-attending between 3 & 9 months - Children	327	743	44.0%	48.0%	47.3%	58.0%
% of FP17s for the same patient ID Re-attending between 3 & 9 months - Adults	360	1,381	26.1%	38.2%	38.3%	50.5%
% of FP17s for Band 1 Urgent Courses	325	2,054	15.8%	10.0%	10.5%	9.0%
% of FP17s Relating to Free Repair or Replacements	1	2,054	0.0%	0.6%	0.6%	0.8%
% of FP17s Relating to Continuations	6	2,054	0.3%	0.9%	0.8%	1.1%
% of Patients satisfied with the dentistry they have received	3	3	N/A	90.0%	89.0%	91.5%
% of Patients satisfied with the time they had to wait for an appointment	3	3	N/A	87.4%	84.2%	87.9%

* This is based on patients treated on this contract for their most recent course of treatment. Figures in italics indicate the base number of FP17s or Patient Questionnaire responses are less than 100. N/A is shown where the base number of responses is less than 10 during the period. % is calculated as Quantity/Base number*100

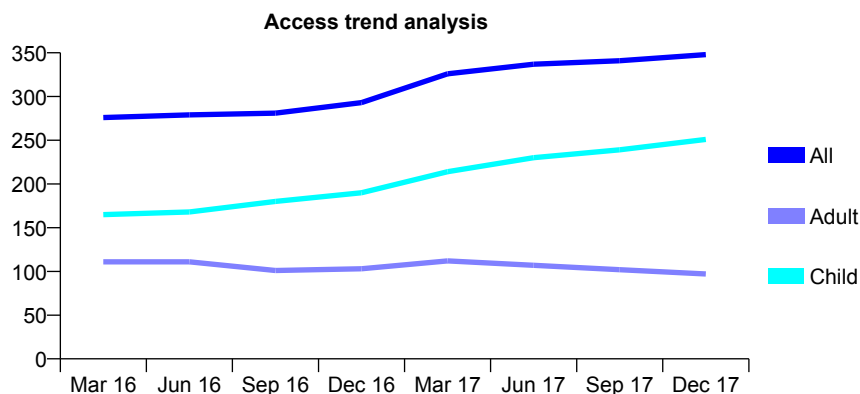
Q63 - Vital Signs At a Glance Contract Report for 559083/0005 - December 2017

Name or company name	MR VS SEHMI
Contract type name	GDS Contract
Purpose of contract	General
Contract start date	23/01/2012
Contract end date	

17/18 Contracted general activity (UDA)	859
Carry forward general activity (UDA)	-17
17/18 Contracted orthodontic activity (UOA)	0
Carry forward orthodontic activity (UOA)	0
Baseline contract value	£19,584.05

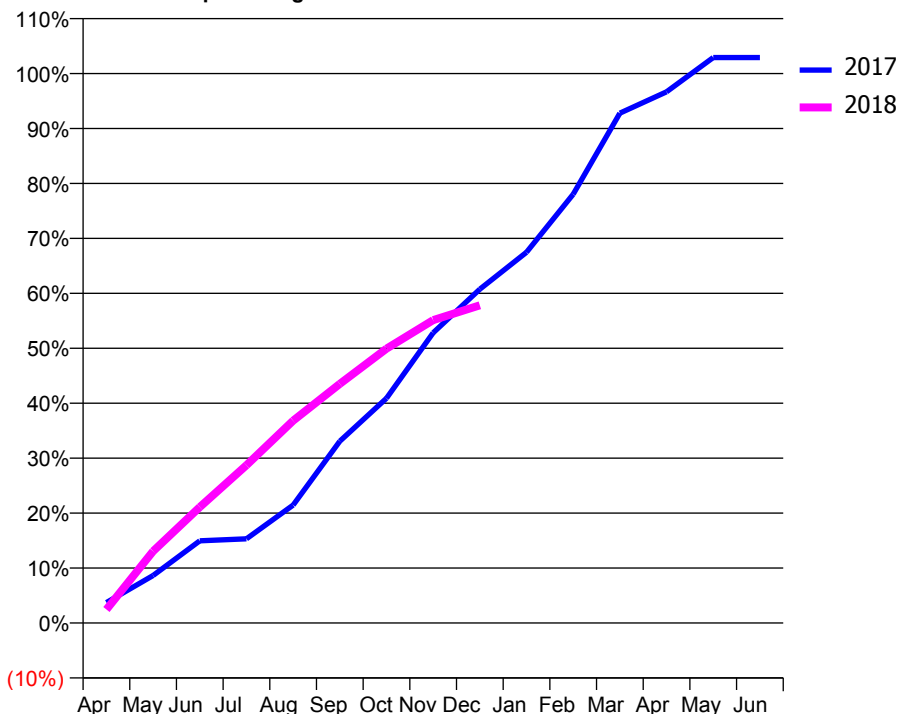
ACCESS*

Patients seen in 24 months	Total	Change since previous quarter
Quarter ending December 2016	293	
Quarter ending March 2017	326	↑
Quarter ending June 2017	337	↑
Quarter ending September 2017	341	→
Quarter ending December 2017	348	↑
Variance since December 2016	18.8%	↑



ACTIVITY

Cumulative percentage of contracted UDA delivered 2017 & 2018



Month	Adjusted Scheduled Activity (UDA)	
	2017	2018
April	32	21
May	74	112
June	129	181
July	132	247
August	184	316
September	284	374
October	351	429
November	454	473
December	522	497
January	580	
February	670	
March	797	
April	830	
May	884	
June	884	

QUALITY

	Quantity	Base Number	Contract	AT	Region	England
% of FP17s for the same patient ID Re-attending within 3 months - Children	19	193	9.8%	10.2%	11.6%	12.0%
% of FP17s for the same patient ID Re-attending within 3 months - Adults	19	72	26.4%	15.3%	16.7%	15.9%
% of FP17s for the same patient ID Re-attending between 3 & 9 months - Children	81	193	42.0%	48.0%	47.3%	58.0%
% of FP17s for the same patient ID Re-attending between 3 & 9 months - Adults	24	72	33.3%	38.2%	38.3%	50.5%
% of FP17s for Band 1 Urgent Courses	28	231	12.1%	10.0%	10.5%	9.0%
% of FP17s Relating to Free Repair or Replacements	0	231	0.0%	0.6%	0.6%	0.8%
% of FP17s Relating to Continuations	0	231	0.0%	0.9%	0.8%	1.1%
% of Patients satisfied with the dentistry they have received	0	0	N/A	90.0%	89.0%	91.5%
% of Patients satisfied with the time they had to wait for an appointment	0	0	N/A	87.4%	84.2%	87.9%

* This is based on patients treated on this contract for their most recent course of treatment. Figures in italics indicate the base number of FP17s or Patient Questionnaire responses are less than 100. N/A is shown where the base number of responses is less than 10 during the period. % is calculated as Quantity/Base number*100

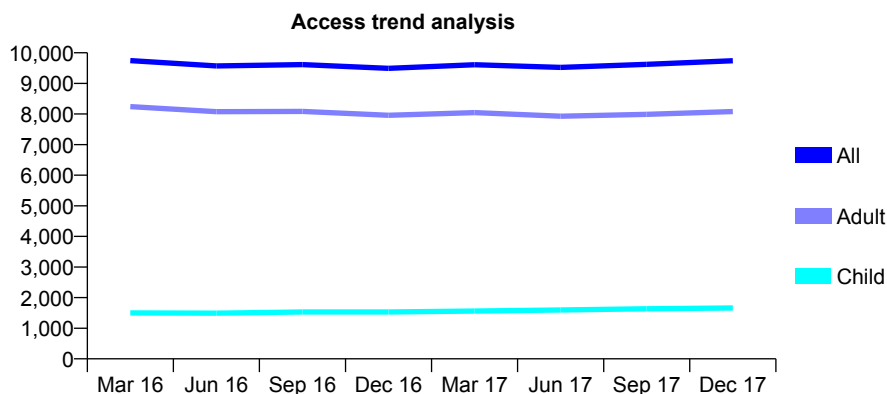
Q63 - Vital Signs At a Glance Contract Report for 559350/0001 - December 2017

Name or company name	MR S SURENDRA
Contract type name	GDS Contract
Purpose of contract	General
Contract start date	01/04/2006
Contract end date	

17/18 Contracted general activity (UDA)	24,100
Carry forward general activity (UDA)	710
17/18 Contracted orthodontic activity (UOA)	0
Carry forward orthodontic activity (UOA)	0
Baseline contract value	£725,354.98

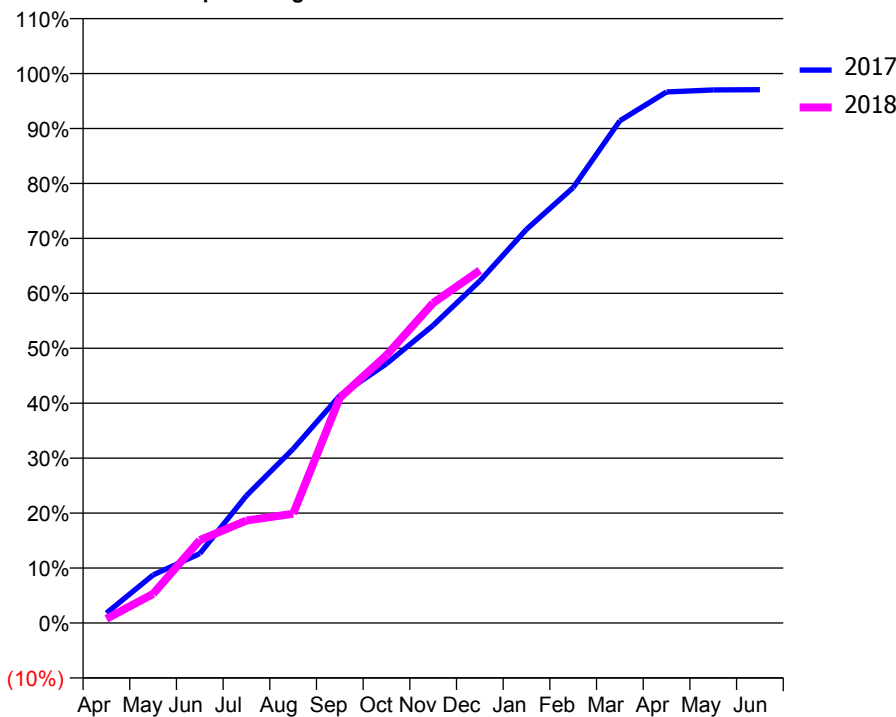
ACCESS*

Patients seen in 24 months	Total	Change since previous quarter
Quarter ending December 2016	9,491	
Quarter ending March 2017	9,611	→
Quarter ending June 2017	9,522	→
Quarter ending September 2017	9,625	→
Quarter ending December 2017	9,740	→
Variance since December 2016	2.6%	↑



ACTIVITY

Cumulative percentage of contracted UDA delivered 2017 & 2018



Month	Adjusted Scheduled Activity (UDA)	
	2017	2018
April	438	185
May	2,108	1,277
June	3,044	3,632
July	5,589	4,495
August	7,634	4,792
September	9,972	9,883
October	11,370	11,747
November	13,059	14,039
December	15,005	15,463
January	17,265	
February	19,096	
March	22,028	
April	23,291	
May	23,381	
June	23,390	

QUALITY

	Quantity	Base Number	Contract	AT	Region	England
% of FP17s for the same patient ID Re-attending within 3 months - Children	98	1,431	6.8%	10.2%	11.6%	12.0%
% of FP17s for the same patient ID Re-attending within 3 months - Adults	614	5,505	11.2%	15.3%	16.7%	15.9%
% of FP17s for the same patient ID Re-attending between 3 & 9 months - Children	660	1,431	46.1%	48.0%	47.3%	58.0%
% of FP17s for the same patient ID Re-attending between 3 & 9 months - Adults	1,907	5,505	34.6%	38.2%	38.3%	50.5%
% of FP17s for Band 1 Urgent Courses	387	6,514	5.9%	10.0%	10.5%	9.0%
% of FP17s Relating to Free Repair or Replacements	2	6,514	0.0%	0.6%	0.6%	0.8%
% of FP17s Relating to Continuations	56	6,514	0.9%	0.9%	0.8%	1.1%
% of Patients satisfied with the dentistry they have received	5	5	N/A	90.0%	89.0%	91.5%
% of Patients satisfied with the time they had to wait for an appointment	5	5	N/A	87.4%	84.2%	87.9%

* This is based on patients treated on this contract for their most recent course of treatment. Figures in italics indicate the base number of FP17s or Patient Questionnaire responses are less than 100. N/A is shown where the base number of responses is less than 10 during the period. % is calculated as Quantity/Base number*100

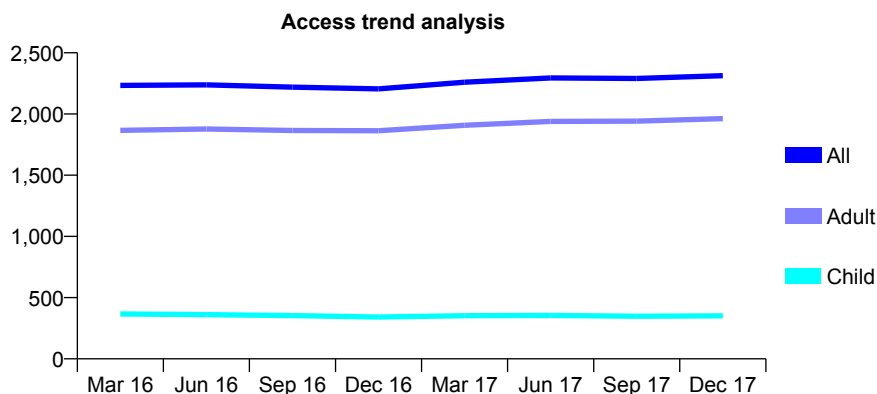
Q63 - Vital Signs At a Glance Contract Report for 565164/0001 - December 2017

Name or company name	MISS P SARGENT
Contract type name	GDS Contract
Purpose of contract	General
Contract start date	01/04/2006
Contract end date	

17/18 Contracted general activity (UDA)	6,700
Carry forward general activity (UDA)	0
17/18 Contracted orthodontic activity (UOA)	0
Carry forward orthodontic activity (UOA)	0
Baseline contract value	£139,898.72

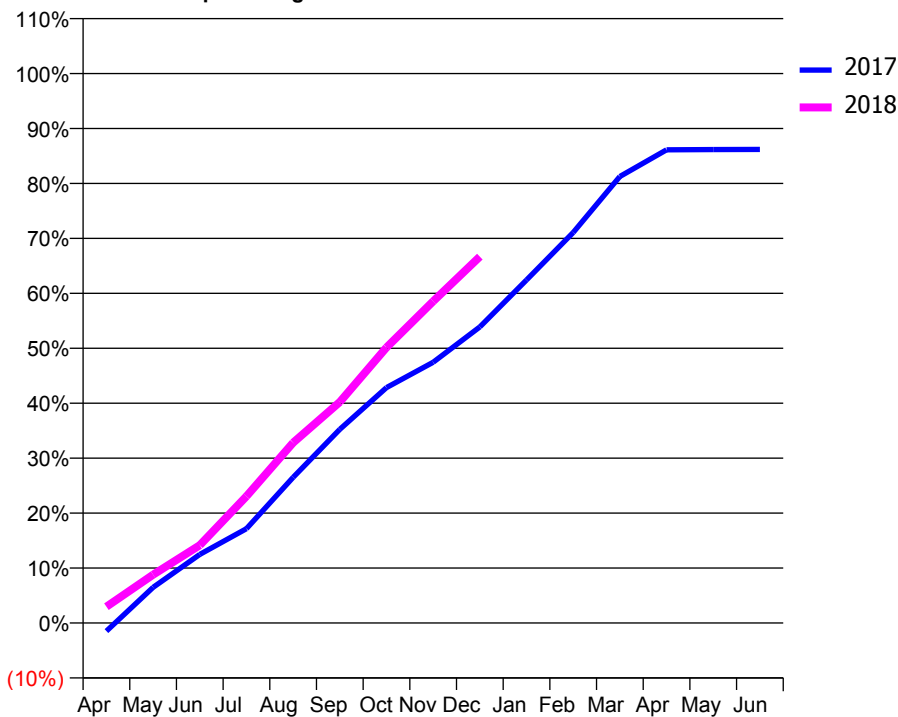
ACCESS*

Patients seen in 24 months	Total	Change since previous quarter
Quarter ending December 2016	2,205	
Quarter ending March 2017	2,260	↑
Quarter ending June 2017	2,295	→
Quarter ending September 2017	2,290	→
Quarter ending December 2017	2,313	→
Variance since December 2016	4.9%	↑



ACTIVITY

Cumulative percentage of contracted UDA delivered 2017 & 2018



Month	Adjusted Scheduled Activity (UDA)	
	2017	2018
April	-100	199
May	434	590
June	837	949
July	1,151	1,545
August	1,776	2,198
September	2,361	2,694
October	2,871	3,360
November	3,179	3,923
December	3,610	4,468
January	4,183	
February	4,761	
March	5,445	
April	5,769	
May	5,773	
June	5,775	

QUALITY

	Quantity	Base Number	Contract	AT	Region	England
% of FP17s for the same patient ID Re-attending within 3 months - Children	8	384	2.1%	10.2%	11.6%	12.0%
% of FP17s for the same patient ID Re-attending within 3 months - Adults	261	2,320	11.3%	15.3%	16.7%	15.9%
% of FP17s for the same patient ID Re-attending between 3 & 9 months - Children	208	384	54.2%	48.0%	47.3%	58.0%
% of FP17s for the same patient ID Re-attending between 3 & 9 months - Adults	1,253	2,320	54.0%	38.2%	38.3%	50.5%
% of FP17s for Band 1 Urgent Courses	186	2,551	7.3%	10.0%	10.5%	9.0%
% of FP17s Relating to Free Repair or Replacements	0	2,551	0.0%	0.6%	0.6%	0.8%
% of FP17s Relating to Continuations	21	2,551	0.8%	0.9%	0.8%	1.1%
% of Patients satisfied with the dentistry they have received	8	8	N/A	90.0%	89.0%	91.5%
% of Patients satisfied with the time they had to wait for an appointment	7	8	N/A	87.4%	84.2%	87.9%

* This is based on patients treated on this contract for their most recent course of treatment. Figures in italics indicate the base number of FP17s or Patient Questionnaire responses are less than 100. N/A is shown where the base number of responses is less than 10 during the period. % is calculated as Quantity/Base number*100

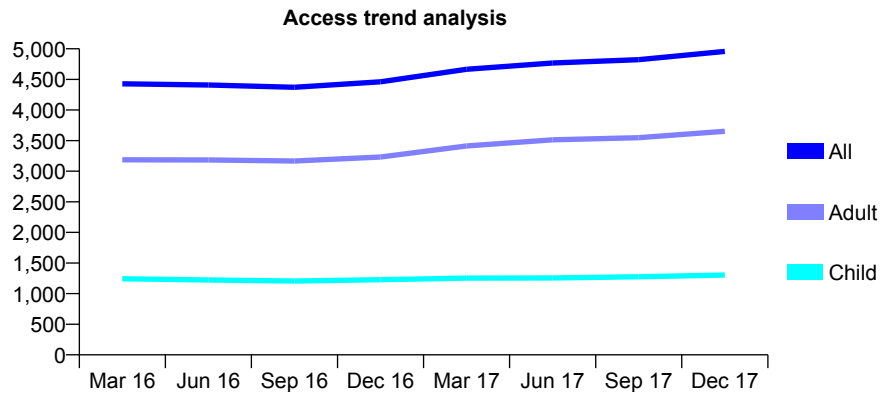
Q63 - Vital Signs At a Glance Contract Report for 566470/0001 - December 2017

Name or company name	MISS D OZA
Contract type name	GDS Contract
Purpose of contract	General
Contract start date	01/04/2006
Contract end date	

17/18 Contracted general activity (UDA)	13,874
Carry forward general activity (UDA)	211
17/18 Contracted orthodontic activity (UOA)	0
Carry forward orthodontic activity (UOA)	0
Baseline contract value	£357,561.66

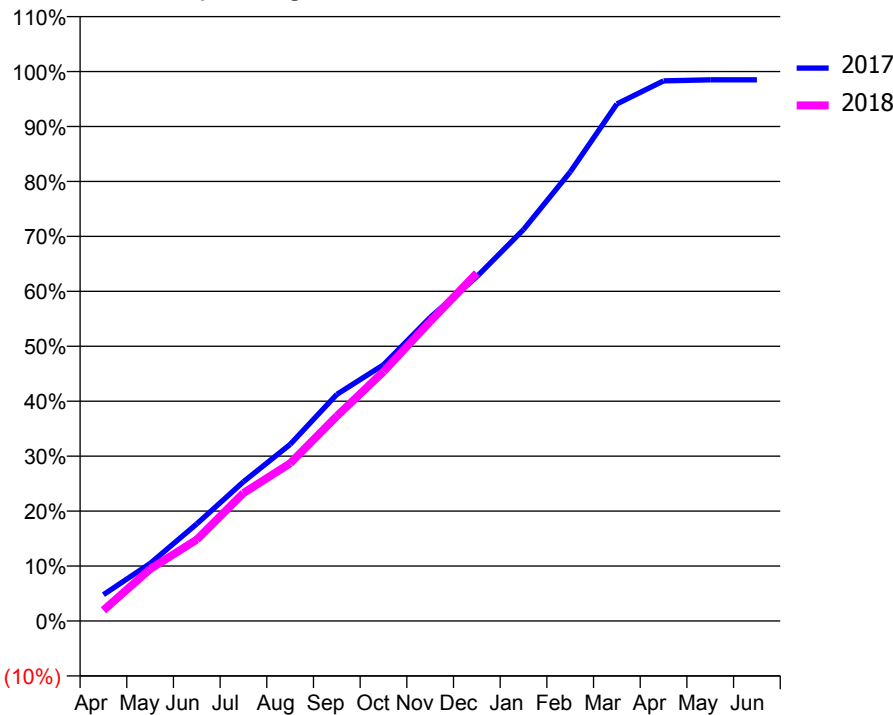
ACCESS*

Patients seen in 24 months	Total	Change since previous quarter
Quarter ending December 2016	4,461	
Quarter ending March 2017	4,665	↑
Quarter ending June 2017	4,768	↑
Quarter ending September 2017	4,823	→
Quarter ending December 2017	4,958	↑
Variance since December 2016	11.1%	↑



ACTIVITY

Cumulative percentage of contracted UDA delivered 2017 & 2018



Month	Adjusted Scheduled Activity (UDA)	
	2017	2018
April	666	273
May	1,451	1,313
June	2,453	2,054
July	3,517	3,231
August	4,460	3,982
September	5,721	5,171
October	6,469	6,297
November	7,664	7,565
December	8,693	8,785
January	9,883	
February	11,337	
March	13,055	
April	13,637	
May	13,663	
June	13,663	

QUALITY

	Quantity	Base Number	Contract	AT	Region	England
% of FP17s for the same patient ID Re-attending within 3 months - Children	109	1,159	9.4%	10.2%	11.6%	12.0%
% of FP17s for the same patient ID Re-attending within 3 months - Adults	331	2,753	12.0%	15.3%	16.7%	15.9%
% of FP17s for the same patient ID Re-attending between 3 & 9 months - Children	528	1,159	45.6%	48.0%	47.3%	58.0%
% of FP17s for the same patient ID Re-attending between 3 & 9 months - Adults	1,071	2,753	38.9%	38.2%	38.3%	50.5%
% of FP17s for Band 1 Urgent Courses	320	3,697	8.7%	10.0%	10.5%	9.0%
% of FP17s Relating to Free Repair or Replacements	10	3,697	0.3%	0.6%	0.6%	0.8%
% of FP17s Relating to Continuations	13	3,697	0.4%	0.9%	0.8%	1.1%
% of Patients satisfied with the dentistry they have received	3	4	N/A	90.0%	89.0%	91.5%
% of Patients satisfied with the time they had to wait for an appointment	2	4	N/A	87.4%	84.2%	87.9%

* This is based on patients treated on this contract for their most recent course of treatment. Figures in italics indicate the base number of FP17s or Patient Questionnaire responses are less than 100. N/A is shown where the base number of responses is less than 10 during the period. % is calculated as Quantity/Base number*100

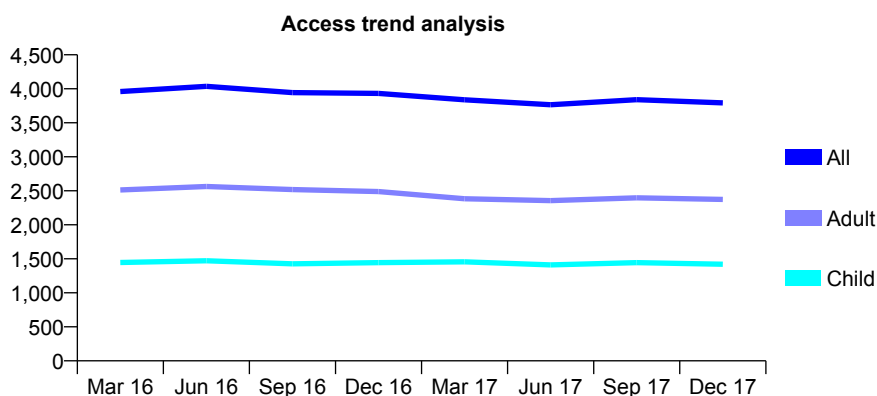
Q63 - Vital Signs At a Glance Contract Report for 567159/0002 - December 2017

Name or company name	K Sachdev, A Sachdev, M Sachdev, N Sac
Contract type name	GDS Contract
Purpose of contract	General
Contract start date	01/04/2006
Contract end date	

17/18 Contracted general activity (UDA)	8,750
Carry forward general activity (UDA)	105
17/18 Contracted orthodontic activity (UOA)	0
Carry forward orthodontic activity (UOA)	0
Baseline contract value	£289,800.20

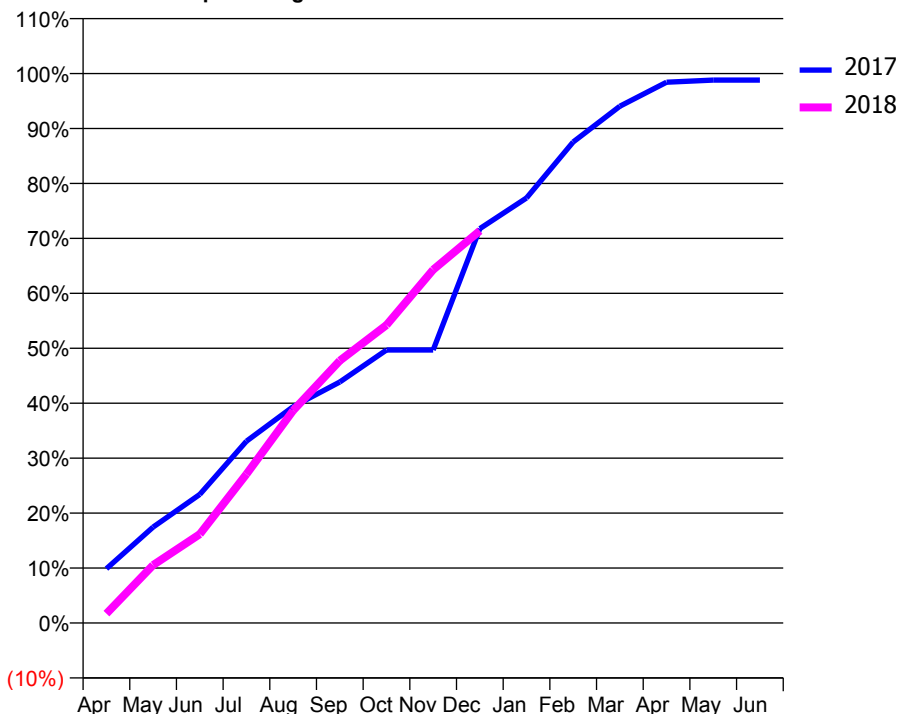
ACCESS*

Patients seen in 24 months	Total	Change since previous quarter
Quarter ending December 2016	3,933	
Quarter ending March 2017	3,838	↓
Quarter ending June 2017	3,766	↓
Quarter ending September 2017	3,841	→
Quarter ending December 2017	3,794	↓
Variance since December 2016	(3.5%)	↓



ACTIVITY

Cumulative percentage of contracted UDA delivered 2017 & 2018



Month	Adjusted Scheduled Activity (UDA)	
	2017	2018
April	865	150
May	1,528	922
June	2,049	1,416
July	2,894	2,371
August	3,444	3,383
September	3,837	4,178
October	4,347	4,745
November	4,347	5,625
December	6,280	6,245
January	6,767	
February	7,660	
March	8,229	
April	8,612	
May	8,645	
June	8,645	

QUALITY

	Quantity	Base Number	Contract	AT	Region	England
% of FP17s for the same patient ID Re-attending within 3 months - Children	131	1,501	8.7%	10.2%	11.6%	12.0%
% of FP17s for the same patient ID Re-attending within 3 months - Adults	296	1,923	15.4%	15.3%	16.7%	15.9%
% of FP17s for the same patient ID Re-attending between 3 & 9 months - Children	628	1,501	41.8%	48.0%	47.3%	58.0%
% of FP17s for the same patient ID Re-attending between 3 & 9 months - Adults	514	1,923	26.7%	38.2%	38.3%	50.5%
% of FP17s for Band 1 Urgent Courses	412	3,257	12.6%	10.0%	10.5%	9.0%
% of FP17s Relating to Free Repair or Replacements	2	3,257	0.1%	0.6%	0.6%	0.8%
% of FP17s Relating to Continuations	46	3,257	1.4%	0.9%	0.8%	1.1%
% of Patients satisfied with the dentistry they have received	2	3	N/A	90.0%	89.0%	91.5%
% of Patients satisfied with the time they had to wait for an appointment	3	3	N/A	87.4%	84.2%	87.9%

* This is based on patients treated on this contract for their most recent course of treatment. Figures in italics indicate the base number of FP17s or Patient Questionnaire responses are less than 100. N/A is shown where the base number of responses is less than 10 during the period. % is calculated as Quantity/Base number*100

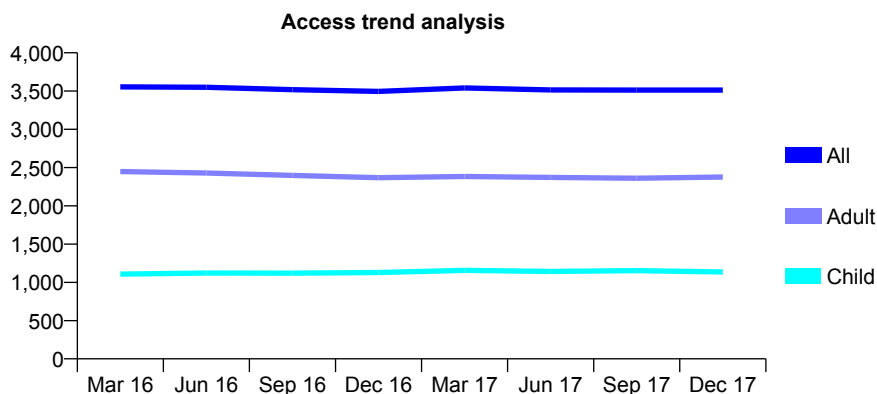
Q63 - Vital Signs At a Glance Contract Report for 567159/0003 - December 2017

Name or company name	K Sachdev, A Sachdev, M Sachdev, N Sac
Contract type name	GDS Contract
Purpose of contract	General
Contract start date	01/04/2006
Contract end date	

17/18 Contracted general activity (UDA)	12,000
Carry forward general activity (UDA)	-226
17/18 Contracted orthodontic activity (UOA)	0
Carry forward orthodontic activity (UOA)	0
Baseline contract value	£370,335.40

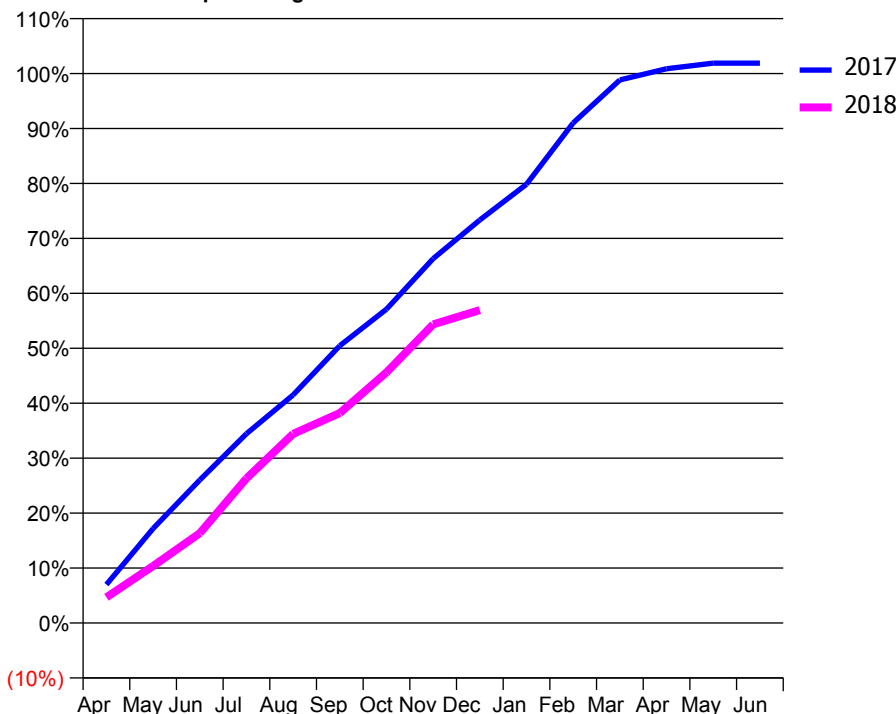
ACCESS*

Patients seen in 24 months	Total	Change since previous quarter
Quarter ending December 2016	3,496	
Quarter ending March 2017	3,541	→
Quarter ending June 2017	3,514	→
Quarter ending September 2017	3,513	→
Quarter ending December 2017	3,513	→
Variance since December 2016	0.5%	→



ACTIVITY

Cumulative percentage of contracted UDA delivered 2017 & 2018



Month	Adjusted Scheduled Activity (UDA)	
	2017	2018
April	840	559
May	2,064	1,244
June	3,122	1,962
July	4,134	3,159
August	4,980	4,132
September	6,055	4,585
October	6,853	5,474
November	7,957	6,522
December	8,803	6,832
January	9,581	
February	10,921	
March	11,858	
April	12,104	
May	12,226	
June	12,226	

QUALITY

	Quantity	Base Number	Contract	AT	Region	England
% of FP17s for the same patient ID Re-attending within 3 months - Children	59	831	7.1%	10.2%	11.6%	12.0%
% of FP17s for the same patient ID Re-attending within 3 months - Adults	309	1,683	18.4%	15.3%	16.7%	15.9%
% of FP17s for the same patient ID Re-attending between 3 & 9 months - Children	284	831	34.2%	48.0%	47.3%	58.0%
% of FP17s for the same patient ID Re-attending between 3 & 9 months - Adults	491	1,683	29.2%	38.2%	38.3%	50.5%
% of FP17s for Band 1 Urgent Courses	554	2,425	22.8%	10.0%	10.5%	9.0%
% of FP17s Relating to Free Repair or Replacements	17	2,425	0.7%	0.6%	0.6%	0.8%
% of FP17s Relating to Continuations	18	2,425	0.7%	0.9%	0.8%	1.1%
% of Patients satisfied with the dentistry they have received	2	2	N/A	90.0%	89.0%	91.5%
% of Patients satisfied with the time they had to wait for an appointment	1	2	N/A	87.4%	84.2%	87.9%

* This is based on patients treated on this contract for their most recent course of treatment. Figures in italics indicate the base number of FP17s or Patient Questionnaire responses are less than 100. N/A is shown where the base number of responses is less than 10 during the period. % is calculated as Quantity/Base number*100

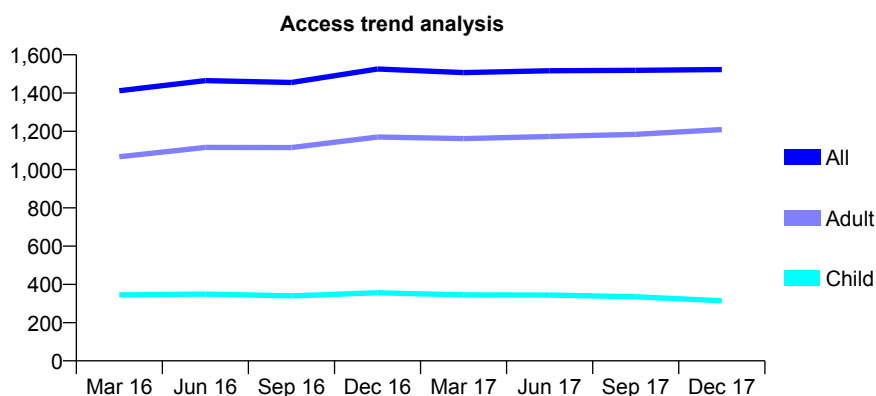
Q63 - Vital Signs At a Glance Contract Report for 567280/0001 - December 2017

Name or company name	MR NL WATERS
Contract type name	GDS Contract
Purpose of contract	General
Contract start date	01/04/2006
Contract end date	

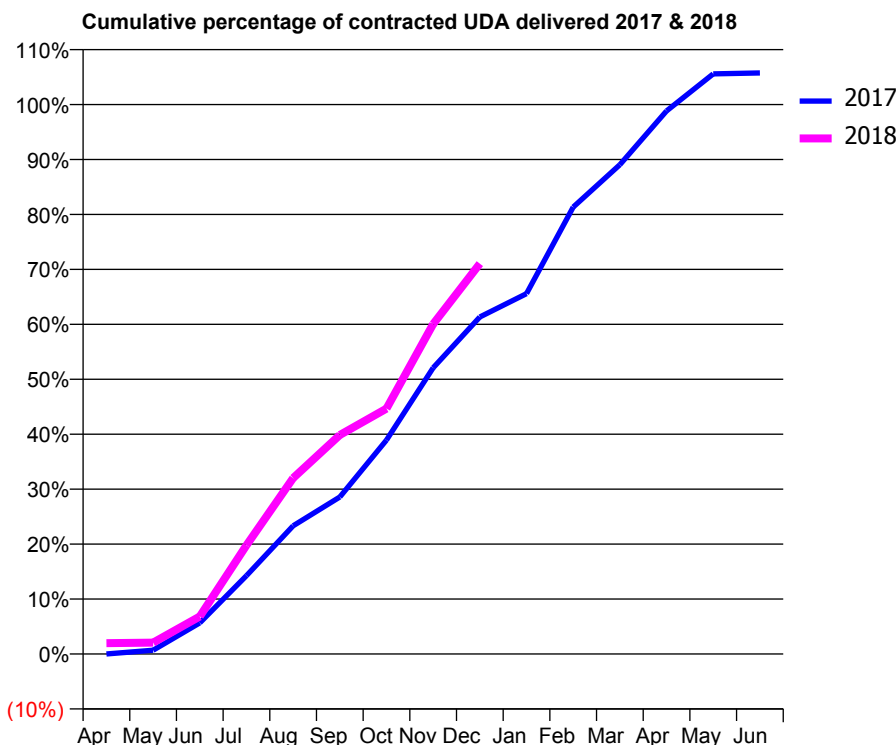
17/18 Contracted general activity (UDA)	3,519
Carry forward general activity (UDA)	-70
17/18 Contracted orthodontic activity (UOA)	0
Carry forward orthodontic activity (UOA)	0
Baseline contract value	£103,385.57

ACCESS*

Patients seen in 24 months	Total	Change since previous quarter
Quarter ending December 2016	1,526	
Quarter ending March 2017	1,507	↓
Quarter ending June 2017	1,517	→
Quarter ending September 2017	1,519	→
Quarter ending December 2017	1,523	→
Variance since December 2016	(0.2%)	→



ACTIVITY



Month	Adjusted Scheduled Activity (UDA)	
	2017	2018
April	0	70
May	24	73
June	200	240
July	502	696
August	821	1,127
September	1,006	1,403
October	1,370	1,571
November	1,833	2,113
December	2,158	2,500
January	2,308	
February	2,862	
March	3,134	
April	3,478	
May	3,715	
June	3,721	

QUALITY

	Quantity	Base Number	Contract	AT	Region	England
% of FP17s for the same patient ID Re-attending within 3 months - Children	33	270	12.2%	10.2%	11.6%	12.0%
% of FP17s for the same patient ID Re-attending within 3 months - Adults	108	897	12.0%	15.3%	16.7%	15.9%
% of FP17s for the same patient ID Re-attending between 3 & 9 months - Children	90	270	33.3%	48.0%	47.3%	58.0%
% of FP17s for the same patient ID Re-attending between 3 & 9 months - Adults	218	897	24.3%	38.2%	38.3%	50.5%
% of FP17s for Band 1 Urgent Courses	79	975	8.1%	10.0%	10.5%	9.0%
% of FP17s Relating to Free Repair or Replacements	0	975	0.0%	0.6%	0.6%	0.8%
% of FP17s Relating to Continuations	0	975	0.0%	0.9%	0.8%	1.1%
% of Patients satisfied with the dentistry they have received	0	0	N/A	90.0%	89.0%	91.5%
% of Patients satisfied with the time they had to wait for an appointment	0	0	N/A	87.4%	84.2%	87.9%

* This is based on patients treated on this contract for their most recent course of treatment. Figures in italics indicate the base number of FP17s or Patient Questionnaire responses are less than 100. N/A is shown where the base number of responses is less than 10 during the period. % is calculated as Quantity/Base number*100

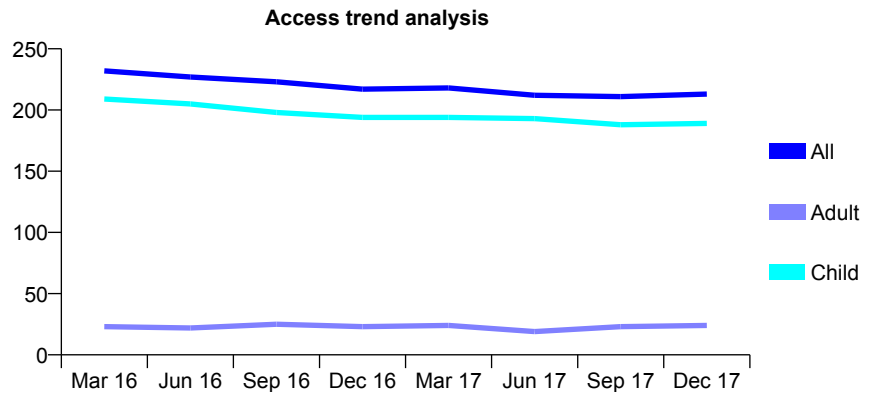
Q63 - Vital Signs At a Glance Contract Report for 567310/0001 - December 2017

Name or company name	MR NS RANA
Contract type name	GDS Contract
Purpose of contract	General
Contract start date	01/04/2006
Contract end date	

17/18 Contracted general activity (UDA)	260
Carry forward general activity (UDA)	-5
17/18 Contracted orthodontic activity (UOA)	0
Carry forward orthodontic activity (UOA)	0
Baseline contract value	£6,766.32

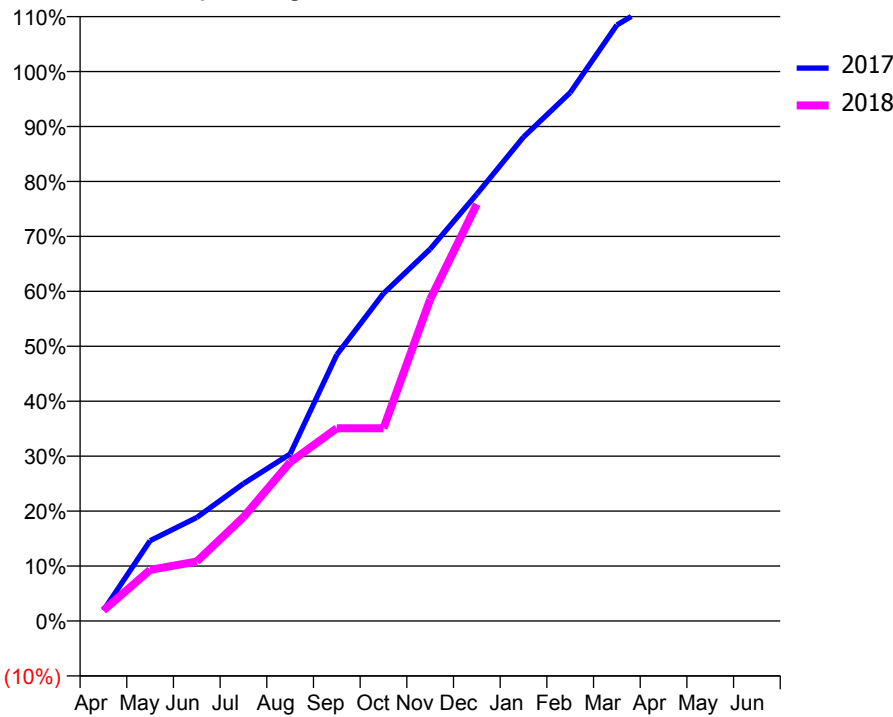
ACCESS*

Patients seen in 24 months	Total	Change since previous quarter
Quarter ending December 2016	217	
Quarter ending March 2017	218	→
Quarter ending June 2017	212	↓
Quarter ending September 2017	211	→
Quarter ending December 2017	213	→
Variance since December 2016	(1.8%)	↓



ACTIVITY

Cumulative percentage of contracted UDA delivered 2017 & 2018



Month	Adjusted Scheduled Activity (UDA)	
	2017	2018
April	5	5
May	38	24
June	49	28
July	65	49
August	79	75
September	126	91
October	155	91
November	176	152
December	202	197
January	229	
February	250	
March	282	
April	295	
May	306	
June	306	

QUALITY

	Quantity	Base Number	Contract	AT	Region	England
% of FP17s for the same patient ID Re-attending within 3 months - Children	6	188	3.2%	10.2%	11.6%	12.0%
% of FP17s for the same patient ID Re-attending within 3 months - Adults	0	6	0.0%	15.3%	16.7%	15.9%
% of FP17s for the same patient ID Re-attending between 3 & 9 months - Children	101	188	53.7%	48.0%	47.3%	58.0%
% of FP17s for the same patient ID Re-attending between 3 & 9 months - Adults	4	6	66.7%	38.2%	38.3%	50.5%
% of FP17s for Band 1 Urgent Courses	1	174	0.6%	10.0%	10.5%	9.0%
% of FP17s Relating to Free Repair or Replacements	0	174	0.0%	0.6%	0.6%	0.8%
% of FP17s Relating to Continuations	0	174	0.0%	0.9%	0.8%	1.1%
% of Patients satisfied with the dentistry they have received	0	0	N/A	90.0%	89.0%	91.5%
% of Patients satisfied with the time they had to wait for an appointment	0	0	N/A	87.4%	84.2%	87.9%

* This is based on patients treated on this contract for their most recent course of treatment. Figures in italics indicate the base number of FP17s or Patient Questionnaire responses are less than 100. N/A is shown where the base number of responses is less than 10 during the period. % is calculated as Quantity/Base number*100

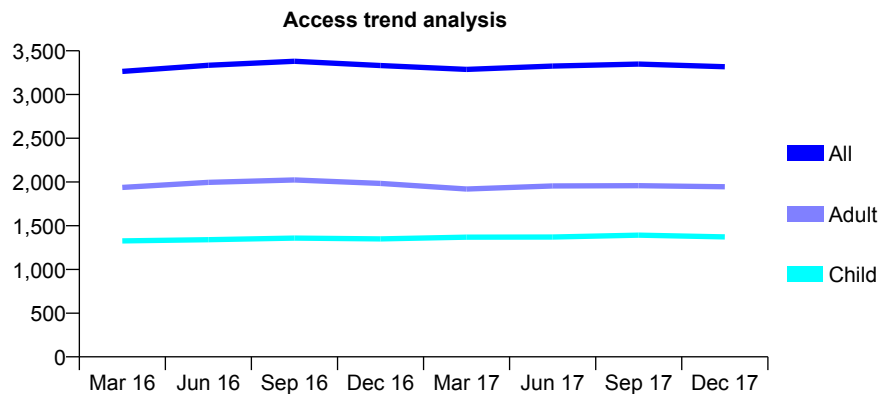
Q63 - Vital Signs At a Glance Contract Report for 567736/0001 - December 2017

Name or company name	MR DM JOSHI
Contract type name	GDS Contract
Purpose of contract	General
Contract start date	01/04/2006
Contract end date	

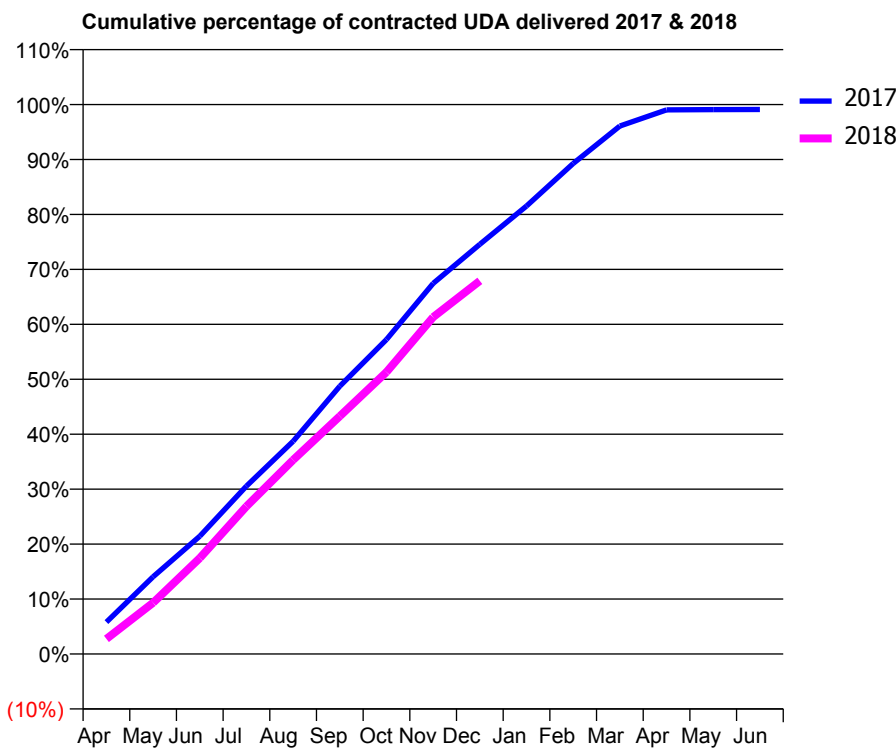
17/18 Contracted general activity (UDA)	6,296
Carry forward general activity (UDA)	57
17/18 Contracted orthodontic activity (UOA)	0
Carry forward orthodontic activity (UOA)	0
Baseline contract value	£189,710.63

ACCESS*

Patients seen in 24 months	Total	Change since previous quarter
Quarter ending December 2016	3,332	
Quarter ending March 2017	3,288	↓
Quarter ending June 2017	3,326	→
Quarter ending September 2017	3,348	→
Quarter ending December 2017	3,317	→
Variance since December 2016	(0.5%)	→



ACTIVITY



Adjusted Scheduled Activity (UDA)		
Month	2017	2018
April	367	173
May	885	588
June	1,350	1,100
July	1,925	1,692
August	2,437	2,224
September	3,069	2,725
October	3,604	3,231
November	4,247	3,861
December	4,695	4,276
January	5,132	
February	5,620	
March	6,049	
April	6,234	
May	6,237	
June	6,239	

QUALITY

	Quantity	Base Number	Contract	AT	Region	England
% of FP17s for the same patient ID Re-attending within 3 months - Children	56	1,448	3.9%	10.2%	11.6%	12.0%
% of FP17s for the same patient ID Re-attending within 3 months - Adults	77	1,425	5.4%	15.3%	16.7%	15.9%
% of FP17s for the same patient ID Re-attending between 3 & 9 months - Children	890	1,448	61.5%	48.0%	47.3%	58.0%
% of FP17s for the same patient ID Re-attending between 3 & 9 months - Adults	568	1,425	39.9%	38.2%	38.3%	50.5%
% of FP17s for Band 1 Urgent Courses	170	2,710	6.3%	10.0%	10.5%	9.0%
% of FP17s Relating to Free Repair or Replacements	1	2,710	0.0%	0.6%	0.6%	0.8%
% of FP17s Relating to Continuations	4	2,710	0.1%	0.9%	0.8%	1.1%
% of Patients satisfied with the dentistry they have received	1	1	N/A	90.0%	89.0%	91.5%
% of Patients satisfied with the time they had to wait for an appointment	1	1	N/A	87.4%	84.2%	87.9%

* This is based on patients treated on this contract for their most recent course of treatment. Figures in italics indicate the base number of FP17s or Patient Questionnaire responses are less than 100. N/A is shown where the base number of responses is less than 10 during the period. % is calculated as Quantity/Base number*100

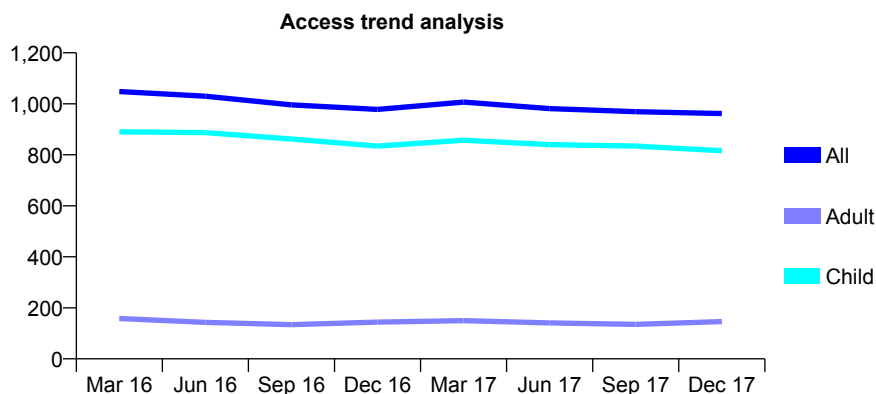
Q63 - Vital Signs At a Glance Contract Report for 574481/0001 - December 2017

Name or company name	MR PD BANNER
Contract type name	GDS Contract
Purpose of contract	General
Contract start date	01/04/2006
Contract end date	

17/18 Contracted general activity (UDA)	2,000
Carry forward general activity (UDA)	7
17/18 Contracted orthodontic activity (UOA)	0
Carry forward orthodontic activity (UOA)	0
Baseline contract value	£48,615.62

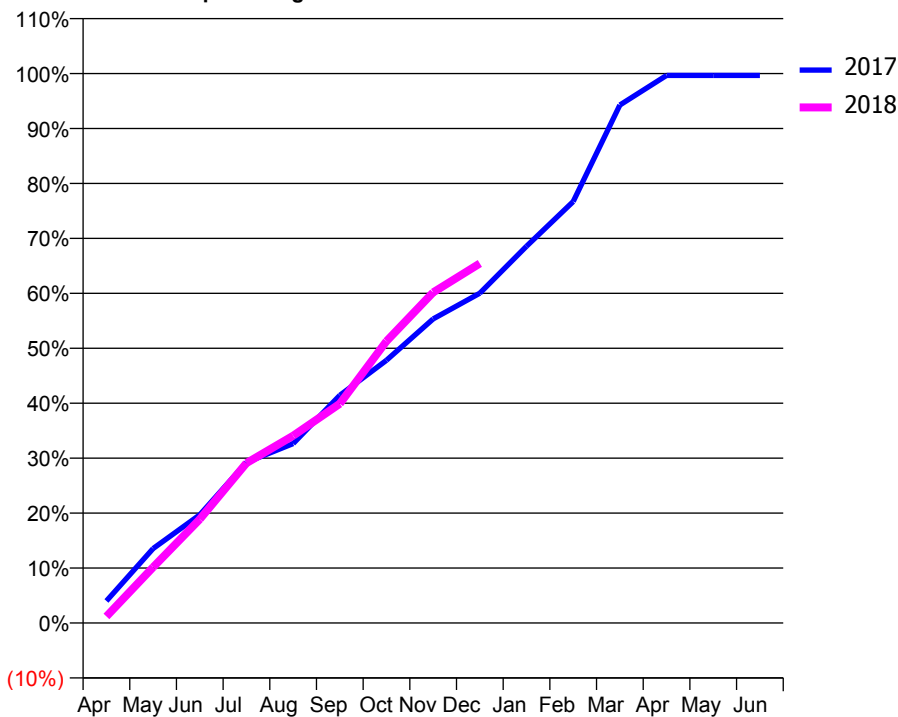
ACCESS*

Patients seen in 24 months	Total	Change since previous quarter
Quarter ending December 2016	978	
Quarter ending March 2017	1,007	↑
Quarter ending June 2017	981	↓
Quarter ending September 2017	969	↓
Quarter ending December 2017	962	→
Variance since December 2016	(1.6%)	↓



ACTIVITY

Cumulative percentage of contracted UDA delivered 2017 & 2018



Month	Adjusted Scheduled Activity (UDA)	
	2017	2018
April	80	24
May	271	203
June	394	378
July	585	582
August	653	682
September	829	798
October	956	1,026
November	1,107	1,203
December	1,201	1,309
January	1,371	
February	1,534	
March	1,885	
April	1,993	
May	1,993	
June	1,993	

QUALITY

	Quantity	Base Number	Contract	AT	Region	England
% of FP17s for the same patient ID Re-attending within 3 months - Children	32	893	3.6%	10.2%	11.6%	12.0%
% of FP17s for the same patient ID Re-attending within 3 months - Adults	2	50	4.0%	15.3%	16.7%	15.9%
% of FP17s for the same patient ID Re-attending between 3 & 9 months - Children	583	893	65.3%	48.0%	47.3%	58.0%
% of FP17s for the same patient ID Re-attending between 3 & 9 months - Adults	29	50	58.0%	38.2%	38.3%	50.5%
% of FP17s for Band 1 Urgent Courses	19	869	2.2%	10.0%	10.5%	9.0%
% of FP17s Relating to Free Repair or Replacements	0	869	0.0%	0.6%	0.6%	0.8%
% of FP17s Relating to Continuations	2	869	0.2%	0.9%	0.8%	1.1%
% of Patients satisfied with the dentistry they have received	0	0	N/A	90.0%	89.0%	91.5%
% of Patients satisfied with the time they had to wait for an appointment	0	0	N/A	87.4%	84.2%	87.9%

* This is based on patients treated on this contract for their most recent course of treatment. Figures in italics indicate the base number of FP17s or Patient Questionnaire responses are less than 100. N/A is shown where the base number of responses is less than 10 during the period. % is calculated as Quantity/Base number*100

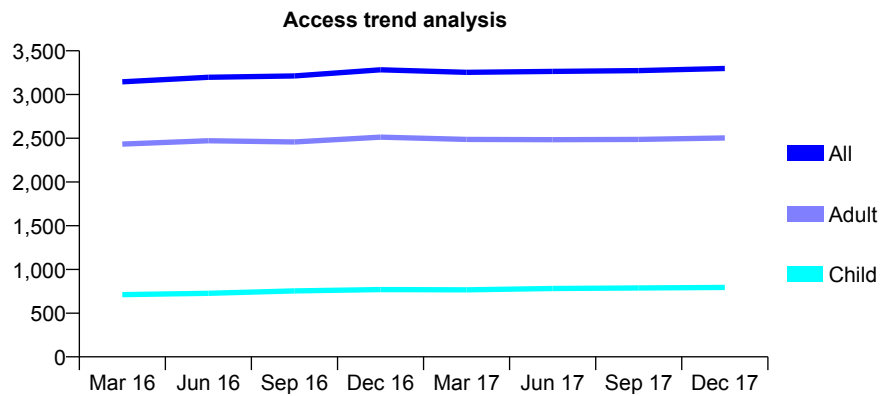
Q63 - Vital Signs At a Glance Contract Report for 574678/0001 - December 2017

Name or company name	MR MJ PRITCHARD
Contract type name	GDS Contract
Purpose of contract	General
Contract start date	01/04/2006
Contract end date	

17/18 Contracted general activity (UDA)	8,500
Carry forward general activity (UDA)	-88
17/18 Contracted orthodontic activity (UOA)	0
Carry forward orthodontic activity (UOA)	0
Baseline contract value	£226,902.16

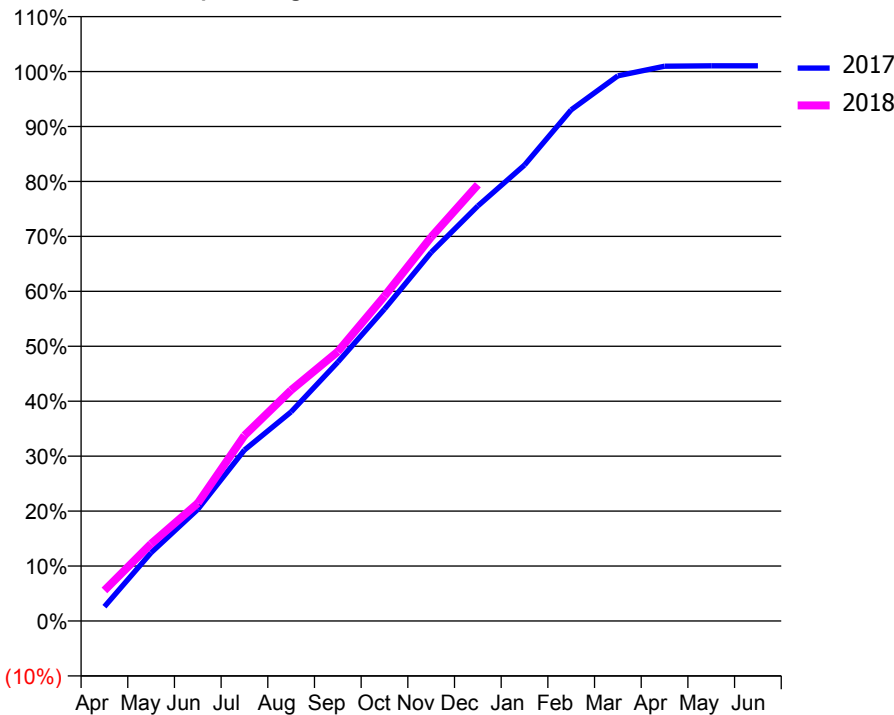
ACCESS*

Patients seen in 24 months	Total	Change since previous quarter
Quarter ending December 2016	3,282	
Quarter ending March 2017	3,254	→
Quarter ending June 2017	3,265	→
Quarter ending September 2017	3,274	→
Quarter ending December 2017	3,298	→
Variance since December 2016	0.5%	→



ACTIVITY

Cumulative percentage of contracted UDA delivered 2017 & 2018



Month	Adjusted Scheduled Activity (UDA)	
	2017	2018
April	222	474
May	1,057	1,196
June	1,728	1,823
July	2,645	2,871
August	3,236	3,571
September	4,004	4,167
October	4,826	5,026
November	5,702	5,939
December	6,421	6,748
January	7,053	
February	7,907	
March	8,433	
April	8,581	
May	8,588	
June	8,588	

QUALITY

	Quantity	Base Number	Contract	AT	Region	England
% of FP17s for the same patient ID Re-attending within 3 months - Children	56	911	6.1%	10.2%	11.6%	12.0%
% of FP17s for the same patient ID Re-attending within 3 months - Adults	238	2,611	9.1%	15.3%	16.7%	15.9%
% of FP17s for the same patient ID Re-attending between 3 & 9 months - Children	598	911	65.6%	48.0%	47.3%	58.0%
% of FP17s for the same patient ID Re-attending between 3 & 9 months - Adults	1,517	2,611	58.1%	38.2%	38.3%	50.5%
% of FP17s for Band 1 Urgent Courses	37	3,448	1.1%	10.0%	10.5%	9.0%
% of FP17s Relating to Free Repair or Replacements	9	3,448	0.3%	0.6%	0.6%	0.8%
% of FP17s Relating to Continuations	7	3,448	0.2%	0.9%	0.8%	1.1%
% of Patients satisfied with the dentistry they have received	6	6	N/A	90.0%	89.0%	91.5%
% of Patients satisfied with the time they had to wait for an appointment	5	6	N/A	87.4%	84.2%	87.9%

* This is based on patients treated on this contract for their most recent course of treatment. Figures in italics indicate the base number of FP17s or Patient Questionnaire responses are less than 100. N/A is shown where the base number of responses is less than 10 during the period. % is calculated as Quantity/Base number*100

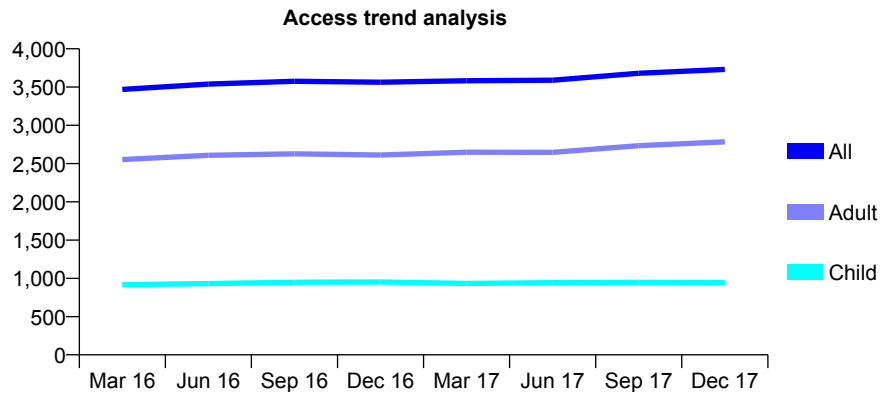
Q63 - Vital Signs At a Glance Contract Report for 576611/0001 - December 2017

Name or company name	MISS SN PATEL
Contract type name	GDS Contract
Purpose of contract	General
Contract start date	01/04/2006
Contract end date	

17/18 Contracted general activity (UDA)	10,620
Carry forward general activity (UDA)	390
17/18 Contracted orthodontic activity (UOA)	0
Carry forward orthodontic activity (UOA)	0
Baseline contract value	£264,858.92

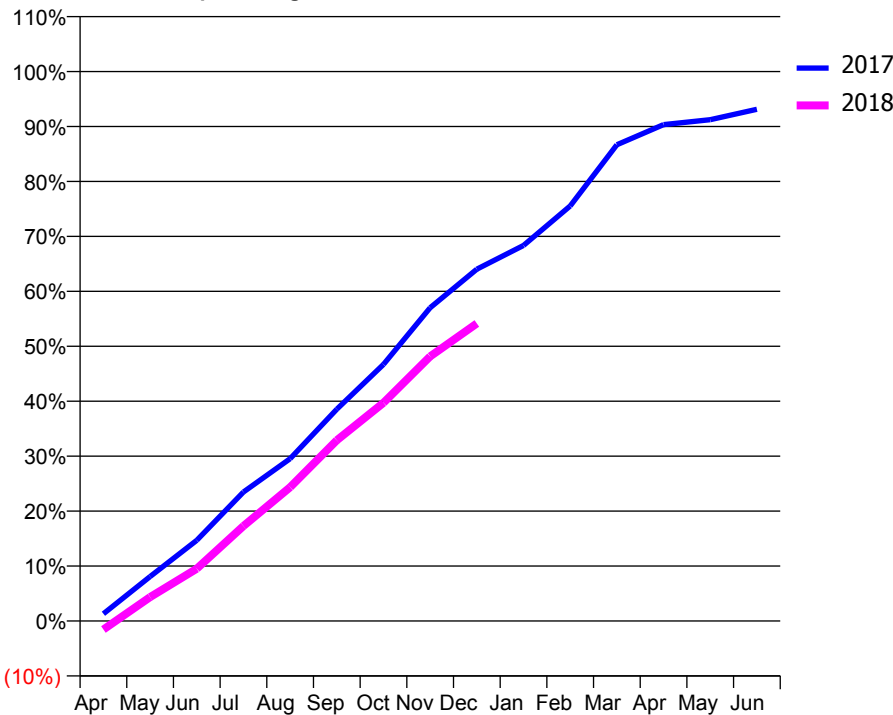
ACCESS*

Patients seen in 24 months	Total	Change since previous quarter
Quarter ending December 2016	3,563	
Quarter ending March 2017	3,582	→
Quarter ending June 2017	3,590	→
Quarter ending September 2017	3,681	↑
Quarter ending December 2017	3,730	→
Variance since December 2016	4.7%	↑



ACTIVITY

Cumulative percentage of contracted UDA delivered 2017 & 2018



Month	Adjusted Scheduled Activity (UDA)	
	2017	2018
April	140	-165
May	860	461
June	1,560	1,011
July	2,494	1,836
August	3,137	2,586
September	4,093	3,494
October	4,960	4,218
November	6,055	5,113
December	6,799	5,750
January	7,259	
February	8,021	
March	9,204	
April	9,593	
May	9,688	
June	9,890	

QUALITY

	Quantity	Base Number	Contract	AT	Region	England
% of FP17s for the same patient ID Re-attending within 3 months - Children	43	762	5.6%	10.2%	11.6%	12.0%
% of FP17s for the same patient ID Re-attending within 3 months - Adults	320	2,068	15.5%	15.3%	16.7%	15.9%
% of FP17s for the same patient ID Re-attending between 3 & 9 months - Children	321	762	42.1%	48.0%	47.3%	58.0%
% of FP17s for the same patient ID Re-attending between 3 & 9 months - Adults	628	2,068	30.4%	38.2%	38.3%	50.5%
% of FP17s for Band 1 Urgent Courses	250	2,204	11.3%	10.0%	10.5%	9.0%
% of FP17s Relating to Free Repair or Replacements	26	2,204	1.2%	0.6%	0.6%	0.8%
% of FP17s Relating to Continuations	12	2,204	0.5%	0.9%	0.8%	1.1%
% of Patients satisfied with the dentistry they have received	0	0	N/A	90.0%	89.0%	91.5%
% of Patients satisfied with the time they had to wait for an appointment	0	0	N/A	87.4%	84.2%	87.9%

* This is based on patients treated on this contract for their most recent course of treatment. Figures in italics indicate the base number of FP17s or Patient Questionnaire responses are less than 100. N/A is shown where the base number of responses is less than 10 during the period. % is calculated as Quantity/Base number*100

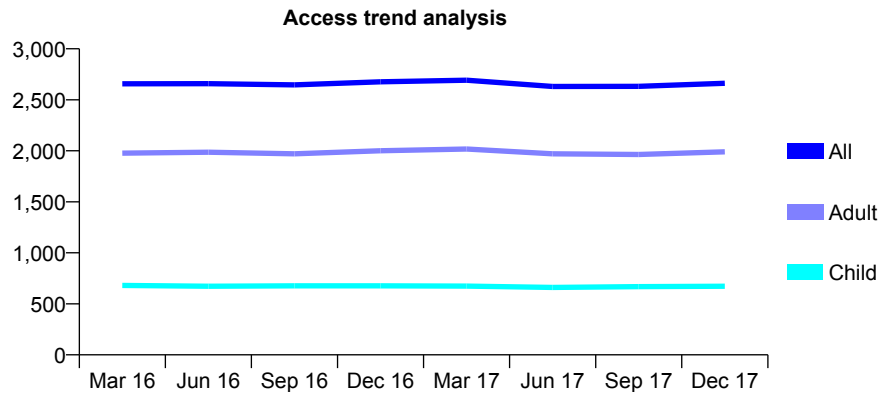
Q63 - Vital Signs At a Glance Contract Report for 577464/0001 - December 2017

Name or company name	MR NR RUBAKUMAR
Contract type name	GDS Contract
Purpose of contract	General
Contract start date	01/04/2006
Contract end date	

17/18 Contracted general activity (UDA)	7,583
Carry forward general activity (UDA)	0
17/18 Contracted orthodontic activity (UOA)	0
Carry forward orthodontic activity (UOA)	0
Baseline contract value	£211,394.33

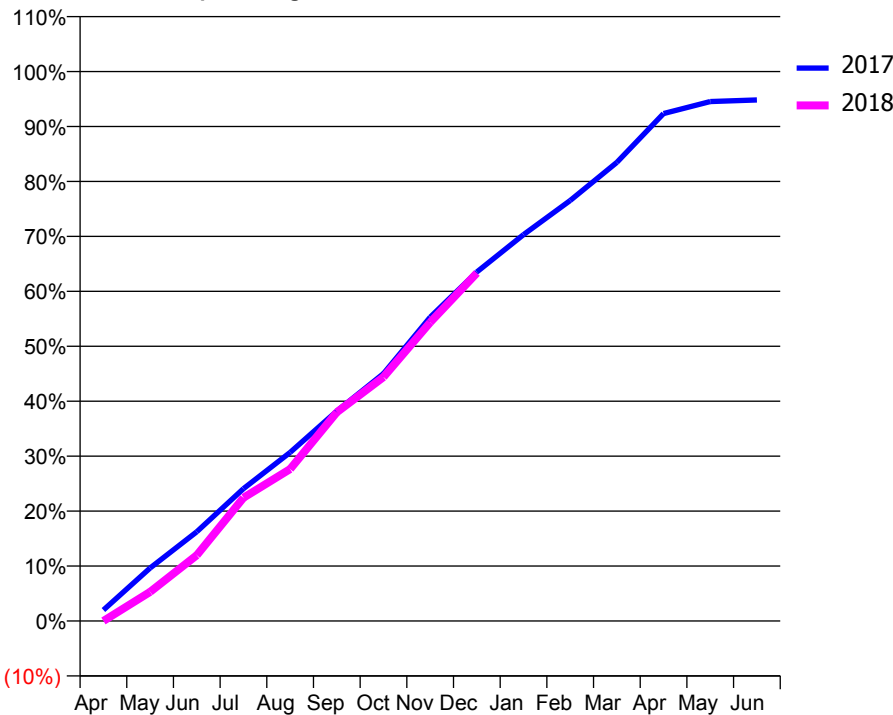
ACCESS*

Patients seen in 24 months	Total	Change since previous quarter
Quarter ending December 2016	2,676	
Quarter ending March 2017	2,692	→
Quarter ending June 2017	2,631	↓
Quarter ending September 2017	2,632	→
Quarter ending December 2017	2,662	→
Variance since December 2016	(0.5%)	→



ACTIVITY

Cumulative percentage of contracted UDA delivered 2017 & 2018



Month	Adjusted Scheduled Activity (UDA)	
	2017	2018
April	152	0
May	732	402
June	1,232	908
July	1,826	1,701
August	2,327	2,096
September	2,897	2,880
October	3,415	3,366
November	4,193	4,120
December	4,817	4,801
January	5,332	
February	5,804	
March	6,330	
April	7,004	
May	7,169	
June	7,190	

QUALITY

	Quantity	Base Number	Contract	AT	Region	England
% of FP17s for the same patient ID Re-attending within 3 months - Children	48	615	7.8%	10.2%	11.6%	12.0%
% of FP17s for the same patient ID Re-attending within 3 months - Adults	347	1,695	20.5%	15.3%	16.7%	15.9%
% of FP17s for the same patient ID Re-attending between 3 & 9 months - Children	218	615	35.4%	48.0%	47.3%	58.0%
% of FP17s for the same patient ID Re-attending between 3 & 9 months - Adults	456	1,695	26.9%	38.2%	38.3%	50.5%
% of FP17s for Band 1 Urgent Courses	340	1,965	17.3%	10.0%	10.5%	9.0%
% of FP17s Relating to Free Repair or Replacements	13	1,965	0.7%	0.6%	0.6%	0.8%
% of FP17s Relating to Continuations	30	1,965	1.5%	0.9%	0.8%	1.1%
% of Patients satisfied with the dentistry they have received	1	1	N/A	90.0%	89.0%	91.5%
% of Patients satisfied with the time they had to wait for an appointment	1	1	N/A	87.4%	84.2%	87.9%

* This is based on patients treated on this contract for their most recent course of treatment. Figures in italics indicate the base number of FP17s or Patient Questionnaire responses are less than 100. N/A is shown where the base number of responses is less than 10 during the period. % is calculated as Quantity/Base number*100

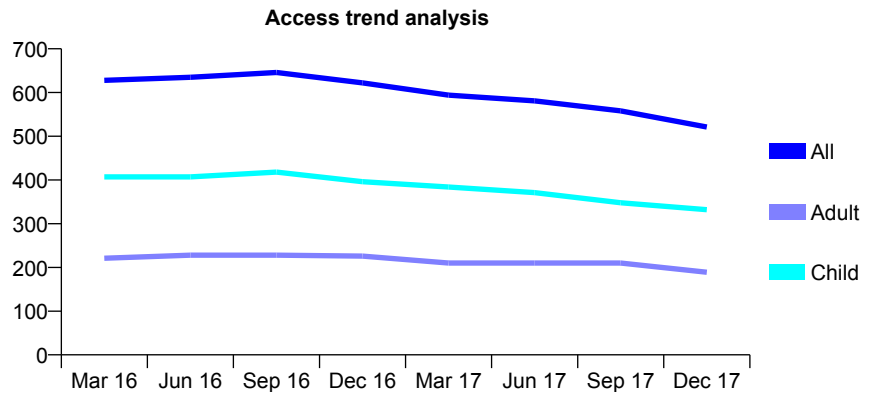
Q63 - Vital Signs At a Glance Contract Report for 578673/0002 - December 2017

Name or company name	M Shah
Contract type name	GDS Contract
Purpose of contract	General
Contract start date	01/04/2006
Contract end date	

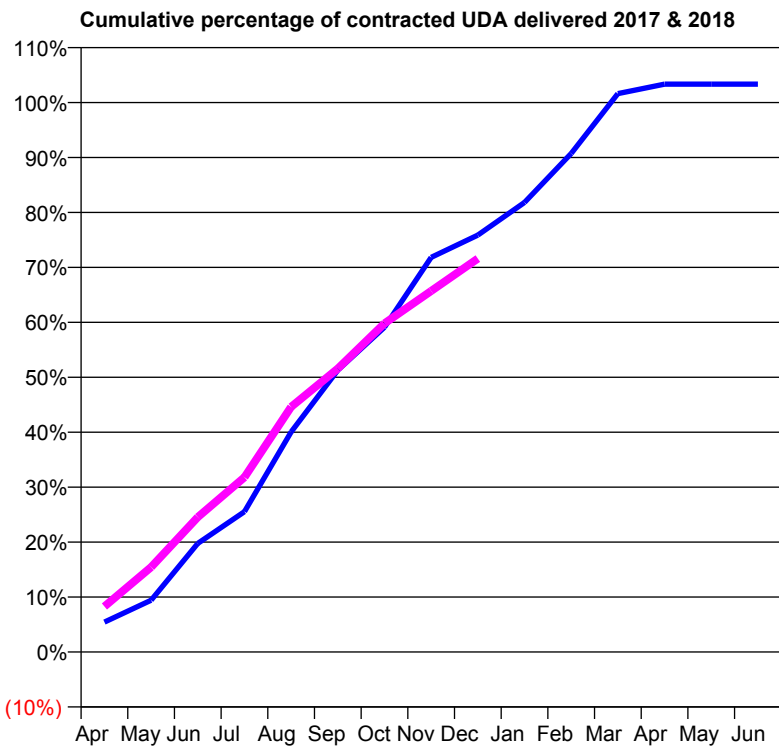
17/18 Contracted general activity (UDA)	2,235
Carry forward general activity (UDA)	-45
17/18 Contracted orthodontic activity (UOA)	0
Carry forward orthodontic activity (UOA)	0
Baseline contract value	£56,586.95

ACCESS*

Patients seen in 24 months	Total	Change since previous quarter
Quarter ending December 2016	622	
Quarter ending March 2017	594	↓
Quarter ending June 2017	581	↓
Quarter ending September 2017	558	↓
Quarter ending December 2017	521	↓
Variance since December 2016	(16.2%)	↓



ACTIVITY



Month	Adjusted Scheduled Activity (UDA)	
	2017	2018
April	122	185
May	211	345
June	442	548
July	571	711
August	895	997
September	1,146	1,153
October	1,321	1,337
November	1,605	1,469
December	1,696	1,600
January	1,828	
February	2,028	
March	2,271	
April	2,310	
May	2,310	
June	2,310	

QUALITY

	Quantity	Base Number	Contract	AT	Region	England
% of FP17s for the same patient ID Re-attending within 3 months - Children	35	391	9.0%	10.2%	11.6%	12.0%
% of FP17s for the same patient ID Re-attending within 3 months - Adults	43	208	20.7%	15.3%	16.7%	15.9%
% of FP17s for the same patient ID Re-attending between 3 & 9 months - Children	287	391	73.4%	48.0%	47.3%	58.0%
% of FP17s for the same patient ID Re-attending between 3 & 9 months - Adults	138	208	66.3%	38.2%	38.3%	50.5%
% of FP17s for Band 1 Urgent Courses	22	579	3.8%	10.0%	10.5%	9.0%
% of FP17s Relating to Free Repair or Replacements	0	579	0.0%	0.6%	0.6%	0.8%
% of FP17s Relating to Continuations	3	579	0.5%	0.9%	0.8%	1.1%
% of Patients satisfied with the dentistry they have received	3	3	N/A	90.0%	89.0%	91.5%
% of Patients satisfied with the time they had to wait for an appointment	3	3	N/A	87.4%	84.2%	87.9%

* This is based on patients treated on this contract for their most recent course of treatment. Figures in italics indicate the base number of FP17s or Patient Questionnaire responses are less than 100. N/A is shown where the base number of responses is less than 10 during the period. % is calculated as Quantity/Base number*100

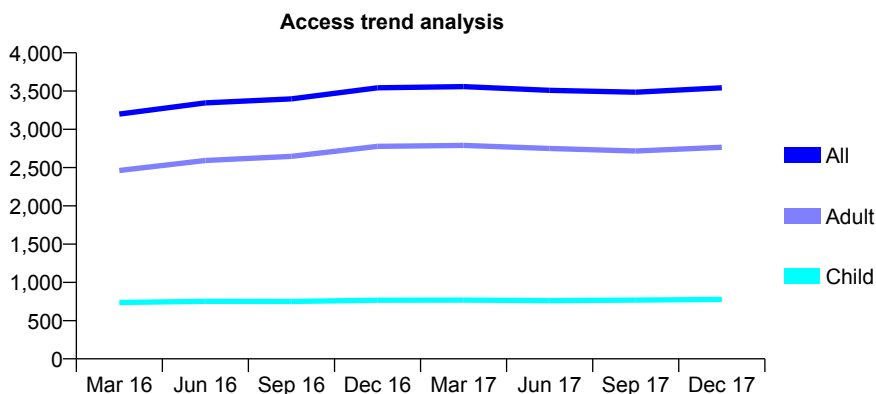
Q63 - Vital Signs At a Glance Contract Report for 610070/0001 - December 2017

Name or company name	MR DV PATEL
Contract type name	GDS Contract
Purpose of contract	General
Contract start date	01/04/2011
Contract end date	

17/18 Contracted general activity (UDA)	7,500
Carry forward general activity (UDA)	-105
17/18 Contracted orthodontic activity (UOA)	0
Carry forward orthodontic activity (UOA)	0
Baseline contract value	£207,003.47

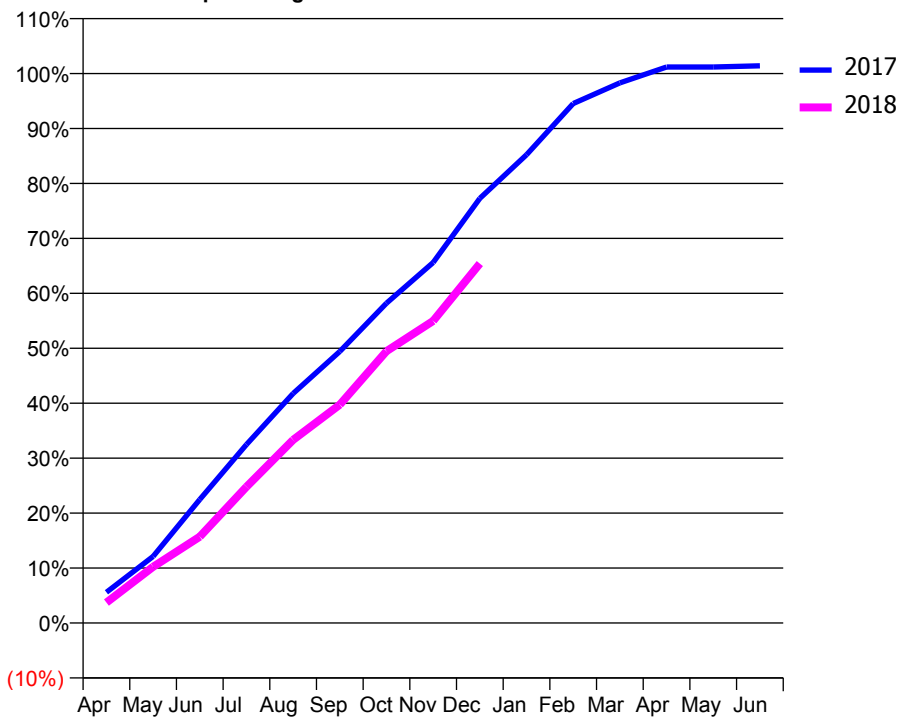
ACCESS*

Patients seen in 24 months	Total	Change since previous quarter
Quarter ending December 2016	3,543	
Quarter ending March 2017	3,558	→
Quarter ending June 2017	3,510	↓
Quarter ending September 2017	3,485	→
Quarter ending December 2017	3,542	→
Variance since December 2016	(0.0%)	→



ACTIVITY

Cumulative percentage of contracted UDA delivered 2017 & 2018



Month	Adjusted Scheduled Activity (UDA)	
	2017	2018
April	420	280
May	909	767
June	1,687	1,178
July	2,435	1,859
August	3,134	2,500
September	3,706	2,981
October	4,365	3,710
November	4,920	4,123
December	5,796	4,907
January	6,391	
February	7,090	
March	7,372	
April	7,588	
May	7,589	
June	7,605	

QUALITY

	Quantity	Base Number	Contract	AT	Region	England
% of FP17s for the same patient ID Re-attending within 3 months - Children	57	641	8.9%	10.2%	11.6%	12.0%
% of FP17s for the same patient ID Re-attending within 3 months - Adults	203	1,859	10.9%	15.3%	16.7%	15.9%
% of FP17s for the same patient ID Re-attending between 3 & 9 months - Children	256	641	39.9%	48.0%	47.3%	58.0%
% of FP17s for the same patient ID Re-attending between 3 & 9 months - Adults	579	1,859	31.1%	38.2%	38.3%	50.5%
% of FP17s for Band 1 Urgent Courses	348	2,373	14.7%	10.0%	10.5%	9.0%
% of FP17s Relating to Free Repair or Replacements	6	2,373	0.3%	0.6%	0.6%	0.8%
% of FP17s Relating to Continuations	20	2,373	0.8%	0.9%	0.8%	1.1%
% of Patients satisfied with the dentistry they have received	1	1	N/A	90.0%	89.0%	91.5%
% of Patients satisfied with the time they had to wait for an appointment	1	1	N/A	87.4%	84.2%	87.9%

* This is based on patients treated on this contract for their most recent course of treatment. Figures in italics indicate the base number of FP17s or Patient Questionnaire responses are less than 100. N/A is shown where the base number of responses is less than 10 during the period. % is calculated as Quantity/Base number*100

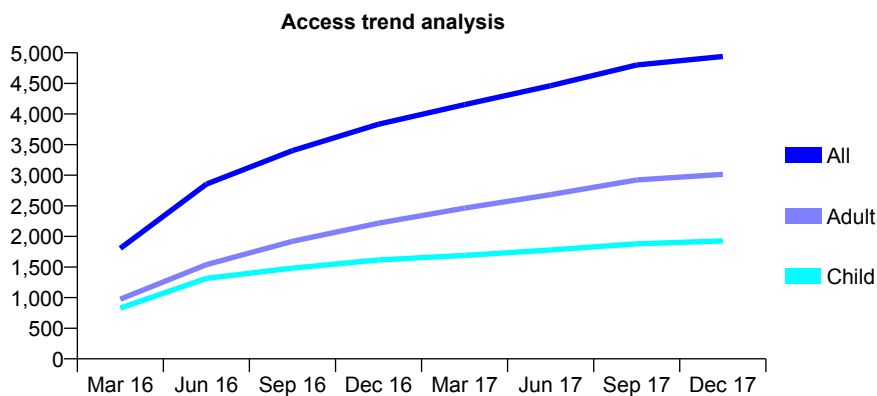
Q63 - Vital Signs At a Glance Contract Report for 610070/0002 - December 2017

Name or company name	MR DV PATEL
Contract type name	GDS Contract
Purpose of contract	General
Contract start date	01/11/2015
Contract end date	

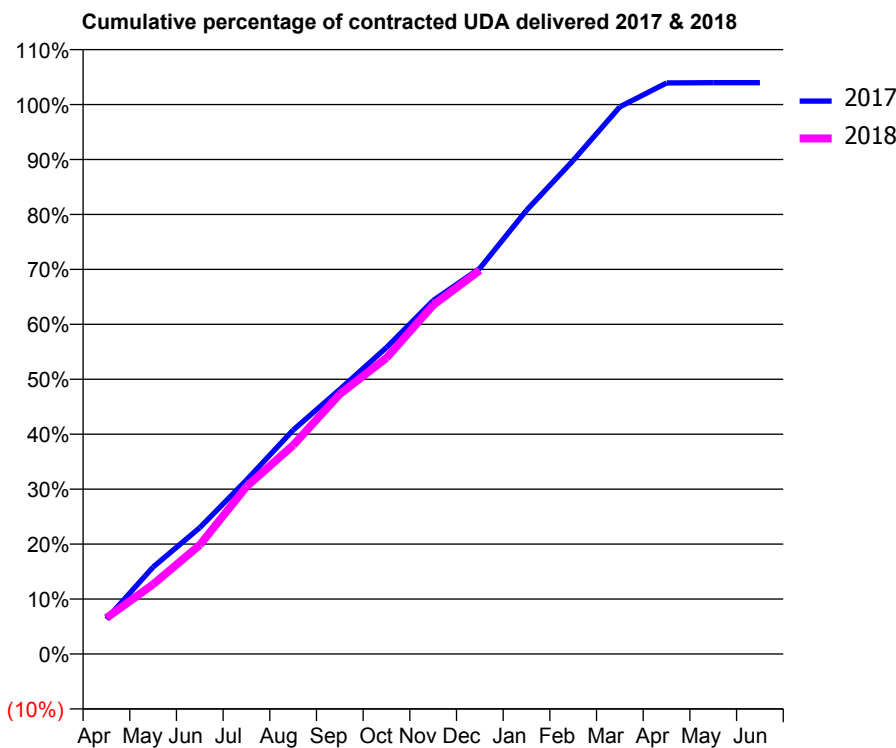
17/18 Contracted general activity (UDA)	10,000
Carry forward general activity (UDA)	-200
17/18 Contracted orthodontic activity (UOA)	0
Carry forward orthodontic activity (UOA)	0
Baseline contract value	£253,941.61

ACCESS*

Patients seen in 24 months	Total	Change since previous quarter
Quarter ending December 2016	3,833	
Quarter ending March 2017	4,154	↑
Quarter ending June 2017	4,462	↑
Quarter ending September 2017	4,801	↑
Quarter ending December 2017	4,941	↑
Variance since December 2016	28.9%	↑



ACTIVITY



Month	Adjusted Scheduled Activity (UDA)	
	2017	2018
April	635	656
May	1,583	1,267
June	2,298	1,985
July	3,165	3,046
August	4,075	3,800
September	4,817	4,730
October	5,578	5,390
November	6,432	6,351
December	7,019	6,982
January	8,074	
February	8,982	
March	9,959	
April	10,393	
May	10,396	
June	10,396	

QUALITY

	Quantity	Base Number	Contract	AT	Region	England
% of FP17s for the same patient ID Re-attending within 3 months - Children	108	2,004	5.4%	10.2%	11.6%	12.0%
% of FP17s for the same patient ID Re-attending within 3 months - Adults	248	2,611	9.5%	15.3%	16.7%	15.9%
% of FP17s for the same patient ID Re-attending between 3 & 9 months - Children	1,197	2,004	59.7%	48.0%	47.3%	58.0%
% of FP17s for the same patient ID Re-attending between 3 & 9 months - Adults	1,204	2,611	46.1%	38.2%	38.3%	50.5%
% of FP17s for Band 1 Urgent Courses	331	4,343	7.6%	10.0%	10.5%	9.0%
% of FP17s Relating to Free Repair or Replacements	17	4,343	0.4%	0.6%	0.6%	0.8%
% of FP17s Relating to Continuations	0	4,343	0.0%	0.9%	0.8%	1.1%
% of Patients satisfied with the dentistry they have received	7	7	N/A	90.0%	89.0%	91.5%
% of Patients satisfied with the time they had to wait for an appointment	6	7	N/A	87.4%	84.2%	87.9%

* This is based on patients treated on this contract for their most recent course of treatment. Figures in italics indicate the base number of FP17s or Patient Questionnaire responses are less than 100. N/A is shown where the base number of responses is less than 10 during the period. % is calculated as Quantity/Base number*100

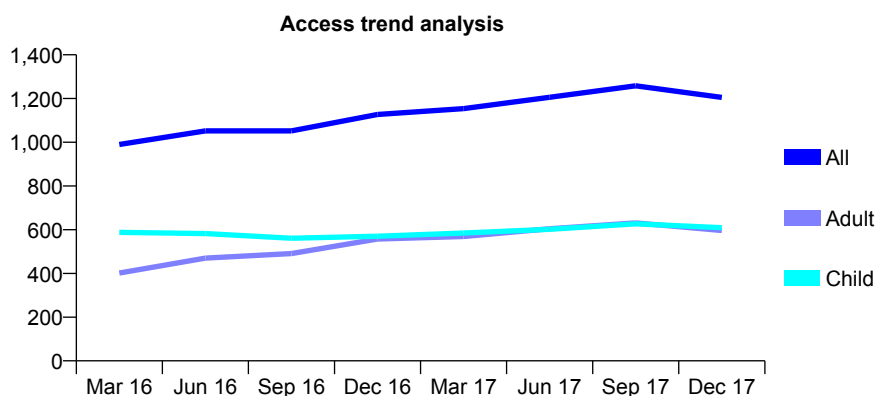
Q63 - Vital Signs At a Glance Contract Report for 623369/0002 - December 2017

Name or company name	MR RP BATEMAN
Contract type name	PDS Contract
Purpose of contract	General and Orthodontic
Contract start date	01/04/2006
Contract end date	31/03/2019

17/18 Contracted general activity (UDA)	1,777
Carry forward general activity (UDA)	-4
17/18 Contracted orthodontic activity (UOA)	3,951
Carry forward orthodontic activity (UOA)	-59
Baseline contract value	£344,140.64

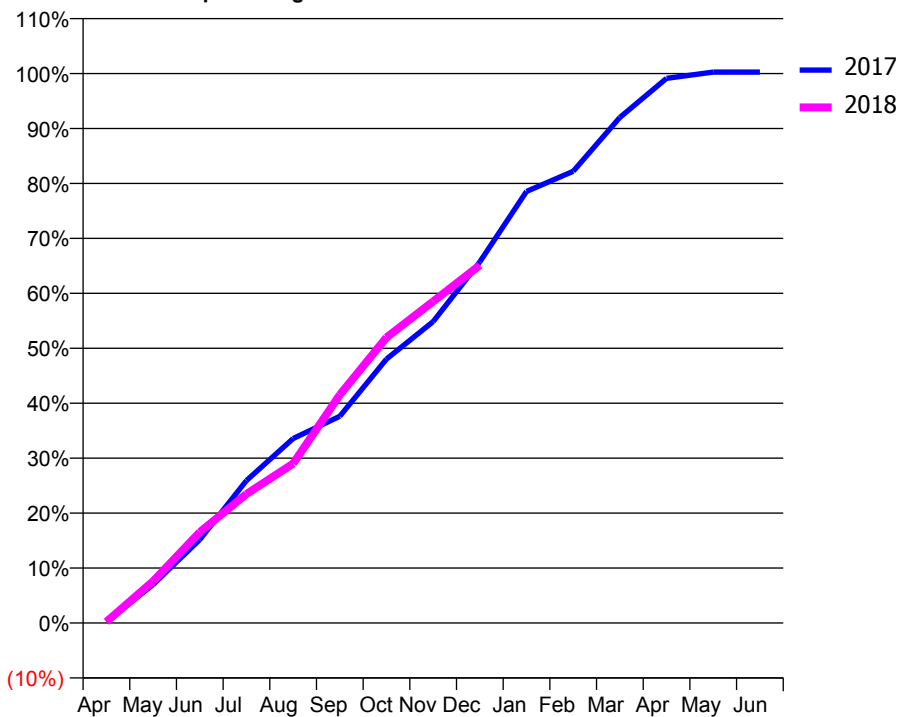
ACCESS*

Patients seen in 24 months	Total	Change since previous quarter
Quarter ending December 2016	1,127	
Quarter ending March 2017	1,154	↑
Quarter ending June 2017	1,206	↑
Quarter ending September 2017	1,258	↑
Quarter ending December 2017	1,205	↓
Variance since December 2016	6.9%	↑



ACTIVITY

Cumulative percentage of contracted UDA delivered 2017 & 2018



Month	Adjusted Scheduled Activity (UDA)	
	2017	2018
April	4	4
May	125	135
June	270	294
July	461	417
August	597	515
September	669	738
October	853	923
November	975	1,040
December	1,168	1,157
January	1,396	
February	1,461	
March	1,635	
April	1,761	
May	1,781	
June	1,781	

QUALITY

	Quantity	Base Number	Contract	AT	Region	England
% of FP17s for the same patient ID Re-attending within 3 months - Children	18	646	2.8%	10.2%	11.6%	12.0%
% of FP17s for the same patient ID Re-attending within 3 months - Adults	34	355	9.6%	15.3%	16.7%	15.9%
% of FP17s for the same patient ID Re-attending between 3 & 9 months - Children	99	646	15.3%	48.0%	47.3%	58.0%
% of FP17s for the same patient ID Re-attending between 3 & 9 months - Adults	119	355	33.5%	38.2%	38.3%	50.5%
% of FP17s for Band 1 Urgent Courses	27	543	5.0%	10.0%	10.5%	9.0%
% of FP17s Relating to Free Repair or Replacements	3	543	0.6%	0.6%	0.6%	0.8%
% of FP17s Relating to Continuations	0	543	0.0%	0.9%	0.8%	1.1%
% of Patients satisfied with the dentistry they have received	1	1	N/A	90.0%	89.0%	91.5%
% of Patients satisfied with the time they had to wait for an appointment	1	1	N/A	87.4%	84.2%	87.9%

* This is based on patients treated on this contract for their most recent course of treatment. Figures in italics indicate the base number of FP17s or Patient Questionnaire responses are less than 100. N/A is shown where the base number of responses is less than 10 during the period. % is calculated as Quantity/Base number*100

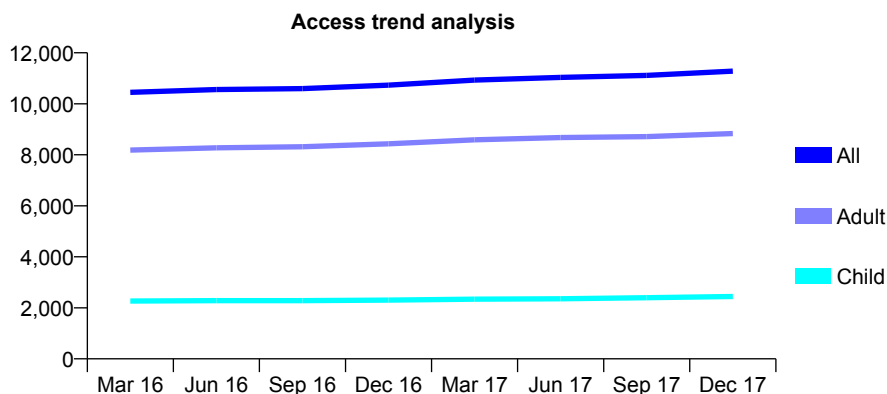
Q63 - Vital Signs At a Glance Contract Report for 624896/0003 - December 2017

Name or company name	Dentaria
Contract type name	GDS Contract
Purpose of contract	General
Contract start date	01/04/2006
Contract end date	

17/18 Contracted general activity (UDA)	30,842
Carry forward general activity (UDA)	119
17/18 Contracted orthodontic activity (UOA)	0
Carry forward orthodontic activity (UOA)	0
Baseline contract value	£903,722.47

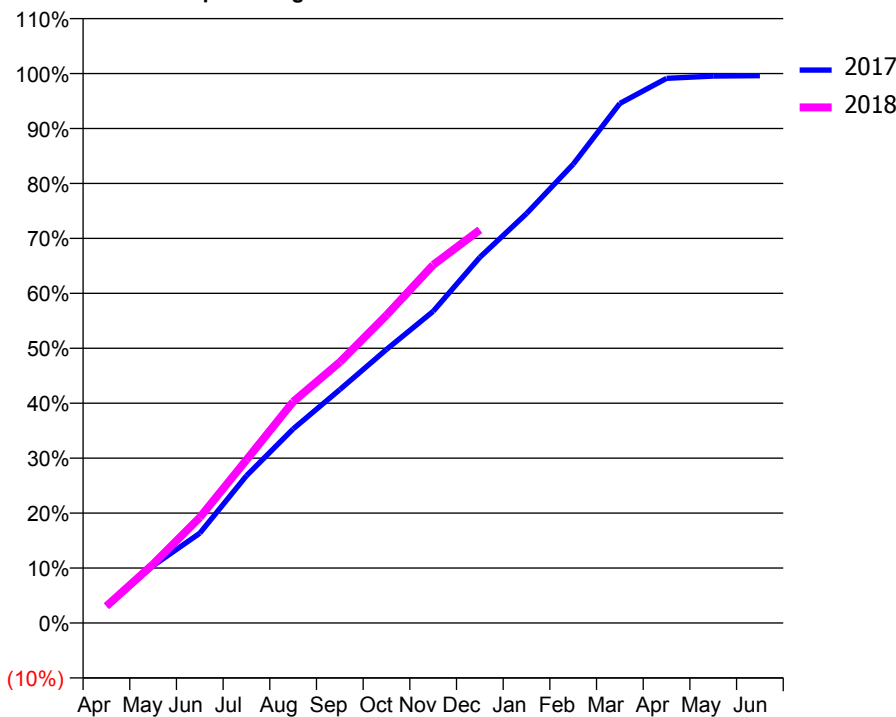
ACCESS*

Patients seen in 24 months	Total	Change since previous quarter
Quarter ending December 2016	10,732	
Quarter ending March 2017	10,931	→
Quarter ending June 2017	11,036	→
Quarter ending September 2017	11,114	→
Quarter ending December 2017	11,279	→
Variance since December 2016	5.1%	↑



ACTIVITY

Cumulative percentage of contracted UDA delivered 2017 & 2018



Month	Adjusted Scheduled Activity (UDA)	
	2017	2018
April	951	949
May	3,211	3,304
June	5,041	5,921
July	8,263	9,154
August	10,895	12,422
September	13,100	14,643
October	15,351	17,280
November	17,492	20,103
December	20,523	22,067
January	22,984	
February	25,748	
March	29,165	
April	30,572	
May	30,697	
June	30,723	

QUALITY

	Quantity	Base Number	Contract	AT	Region	England
% of FP17s for the same patient ID Re-attending within 3 months - Children	137	2,309	5.9%	10.2%	11.6%	12.0%
% of FP17s for the same patient ID Re-attending within 3 months - Adults	921	7,434	12.4%	15.3%	16.7%	15.9%
% of FP17s for the same patient ID Re-attending between 3 & 9 months - Children	1,075	2,309	46.6%	48.0%	47.3%	58.0%
% of FP17s for the same patient ID Re-attending between 3 & 9 months - Adults	3,265	7,434	43.9%	38.2%	38.3%	50.5%
% of FP17s for Band 1 Urgent Courses	716	9,206	7.8%	10.0%	10.5%	9.0%
% of FP17s Relating to Free Repair or Replacements	71	9,206	0.8%	0.6%	0.6%	0.8%
% of FP17s Relating to Continuations	85	9,206	0.9%	0.9%	0.8%	1.1%
% of Patients satisfied with the dentistry they have received	10	10	100.0%	90.0%	89.0%	91.5%
% of Patients satisfied with the time they had to wait for an appointment	10	10	100.0%	87.4%	84.2%	87.9%

* This is based on patients treated on this contract for their most recent course of treatment. Figures in italics indicate the base number of FP17s or Patient Questionnaire responses are less than 100. N/A is shown where the base number of responses is less than 10 during the period. % is calculated as Quantity/Base number*100

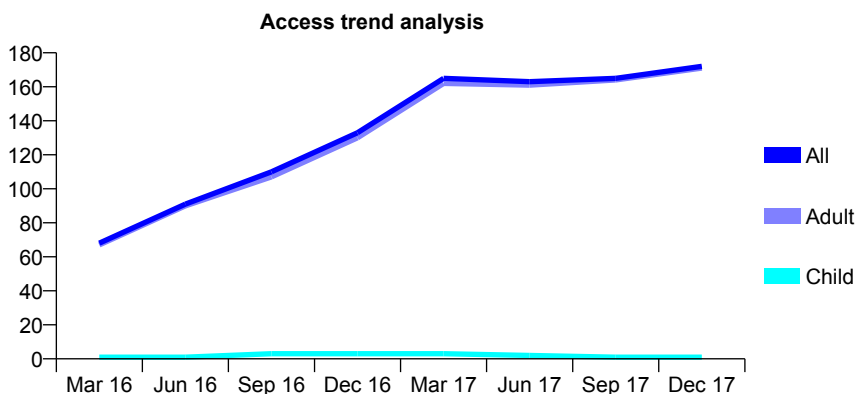
Q63 - Vital Signs At a Glance Contract Report for 624896/0005 - December 2017

Name or company name	MR JA GINTY
Contract type name	PDS Contract
Purpose of contract	General
Contract start date	01/09/2010
Contract end date	31/03/2018

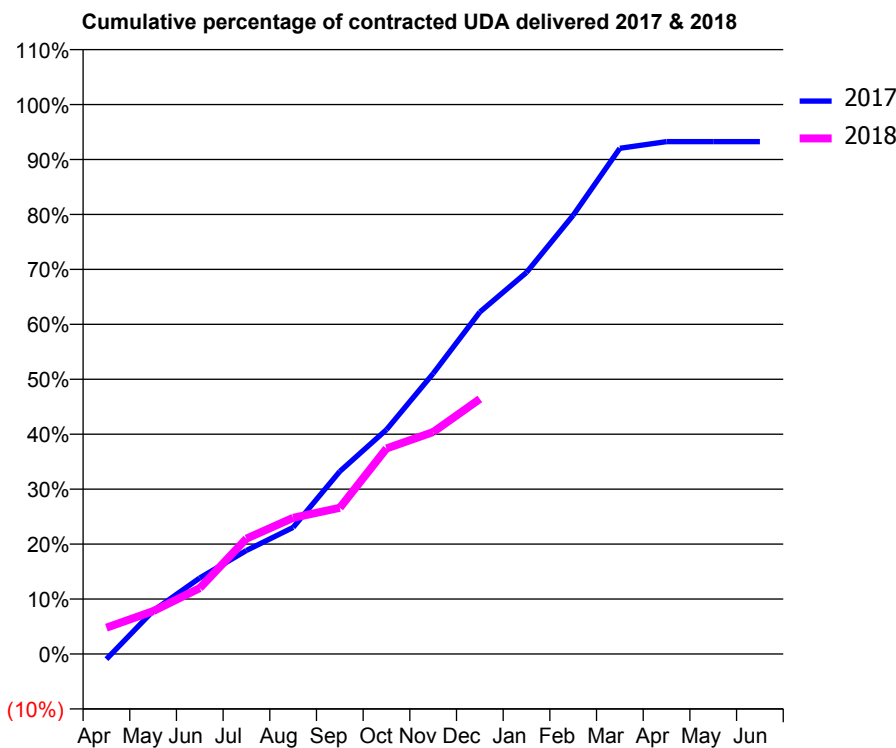
17/18 Contracted general activity (UDA)	500
Carry forward general activity (UDA)	0
17/18 Contracted orthodontic activity (UOA)	0
Carry forward orthodontic activity (UOA)	0
Baseline contract value	£24,986.65

ACCESS*

Patients seen in 24 months	Total	Change since previous quarter
Quarter ending December 2016	133	
Quarter ending March 2017	165	↑
Quarter ending June 2017	163	↓
Quarter ending September 2017	165	→
Quarter ending December 2017	172	↑
Variance since December 2016	29.3%	↑



ACTIVITY



Month	Adjusted Scheduled Activity (UDA)	
	2017	2018
April	-5	24
May	39	39
June	69	60
July	94	105
August	115	124
September	166	133
October	204	187
November	255	202
December	311	232
January	347	
February	399	
March	460	
April	466	
May	466	
June	466	

QUALITY

	Quantity	Base Number	Contract	AT	Region	England
% of FP17s for the same patient ID Re-attending within 3 months - Children	0	0	N/A	10.2%	11.6%	12.0%
% of FP17s for the same patient ID Re-attending within 3 months - Adults	1	82	1.2%	15.3%	16.7%	15.9%
% of FP17s for the same patient ID Re-attending between 3 & 9 months - Children	0	0	N/A	48.0%	47.3%	58.0%
% of FP17s for the same patient ID Re-attending between 3 & 9 months - Adults	0	82	0.0%	38.2%	38.3%	50.5%
% of FP17s for Band 1 Urgent Courses	0	80	0.0%	10.0%	10.5%	9.0%
% of FP17s Relating to Free Repair or Replacements	0	80	0.0%	0.6%	0.6%	0.8%
% of FP17s Relating to Continuations	0	80	0.0%	0.9%	0.8%	1.1%
% of Patients satisfied with the dentistry they have received	0	0	N/A	90.0%	89.0%	91.5%
% of Patients satisfied with the time they had to wait for an appointment	0	0	N/A	87.4%	84.2%	87.9%

* This is based on patients treated on this contract for their most recent course of treatment. Figures in italics indicate the base number of FP17s or Patient Questionnaire responses are less than 100. N/A is shown where the base number of responses is less than 10 during the period. % is calculated as Quantity/Base number*100

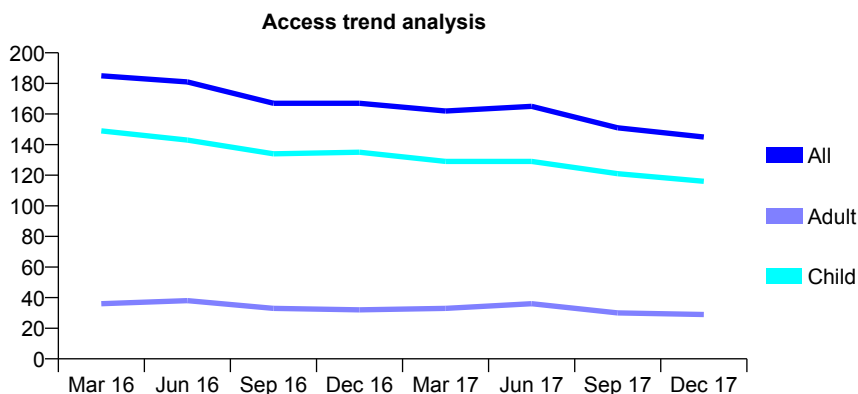
Q63 - Vital Signs At a Glance Contract Report for 630667/0001 - December 2017

Name or company name	MRS CA SIDA-MURRAY
Contract type name	GDS Contract
Purpose of contract	General
Contract start date	01/04/2006
Contract end date	

17/18 Contracted general activity (UDA)	300
Carry forward general activity (UDA)	0
17/18 Contracted orthodontic activity (UOA)	0
Carry forward orthodontic activity (UOA)	0
Baseline contract value	£7,279.60

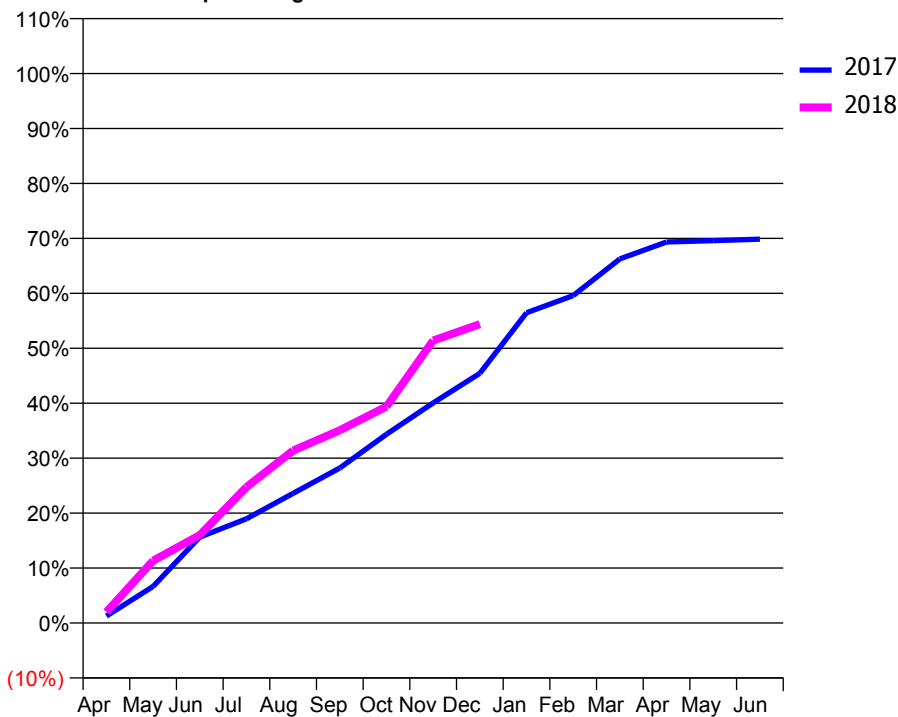
ACCESS*

Patients seen in 24 months	Total	Change since previous quarter
Quarter ending December 2016	167	
Quarter ending March 2017	162	↓
Quarter ending June 2017	165	→
Quarter ending September 2017	151	↓
Quarter ending December 2017	145	↓
Variance since December 2016	(13.2%)	↓



ACTIVITY

Cumulative percentage of contracted UDA delivered 2017 & 2018



Month	Adjusted Scheduled Activity (UDA)	
	2017	2018
April	5	6
May	26	34
June	61	48
July	74	74
August	92	94
September	110	105
October	134	118
November	156	154
December	177	163
January	220	
February	232	
March	258	
April	270	
May	271	
June	272	

QUALITY

	Quantity	Base Number	Contract	AT	Region	England
% of FP17s for the same patient ID Re-attending within 3 months - Children	10	147	6.8%	10.2%	11.6%	12.0%
% of FP17s for the same patient ID Re-attending within 3 months - Adults	0	8	0.0%	15.3%	16.7%	15.9%
% of FP17s for the same patient ID Re-attending between 3 & 9 months - Children	107	147	72.8%	48.0%	47.3%	58.0%
% of FP17s for the same patient ID Re-attending between 3 & 9 months - Adults	6	8	75.0%	38.2%	38.3%	50.5%
% of FP17s for Band 1 Urgent Courses	1	139	0.7%	10.0%	10.5%	9.0%
% of FP17s Relating to Free Repair or Replacements	0	139	0.0%	0.6%	0.6%	0.8%
% of FP17s Relating to Continuations	0	139	0.0%	0.9%	0.8%	1.1%
% of Patients satisfied with the dentistry they have received	0	0	N/A	90.0%	89.0%	91.5%
% of Patients satisfied with the time they had to wait for an appointment	0	0	N/A	87.4%	84.2%	87.9%

* This is based on patients treated on this contract for their most recent course of treatment. Figures in italics indicate the base number of FP17s or Patient Questionnaire responses are less than 100. N/A is shown where the base number of responses is less than 10 during the period. % is calculated as Quantity/Base number*100

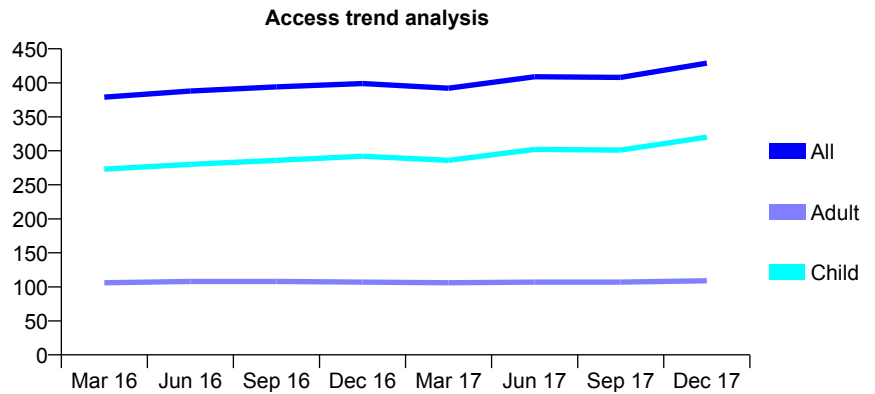
Q63 - Vital Signs At a Glance Contract Report for 632236/0001 - December 2017

Name or company name	MR WO DE VRIES
Contract type name	GDS Contract
Purpose of contract	General
Contract start date	01/04/2006
Contract end date	

17/18 Contracted general activity (UDA)	850
Carry forward general activity (UDA)	-5
17/18 Contracted orthodontic activity (UOA)	0
Carry forward orthodontic activity (UOA)	0
Baseline contract value	£24,322.60

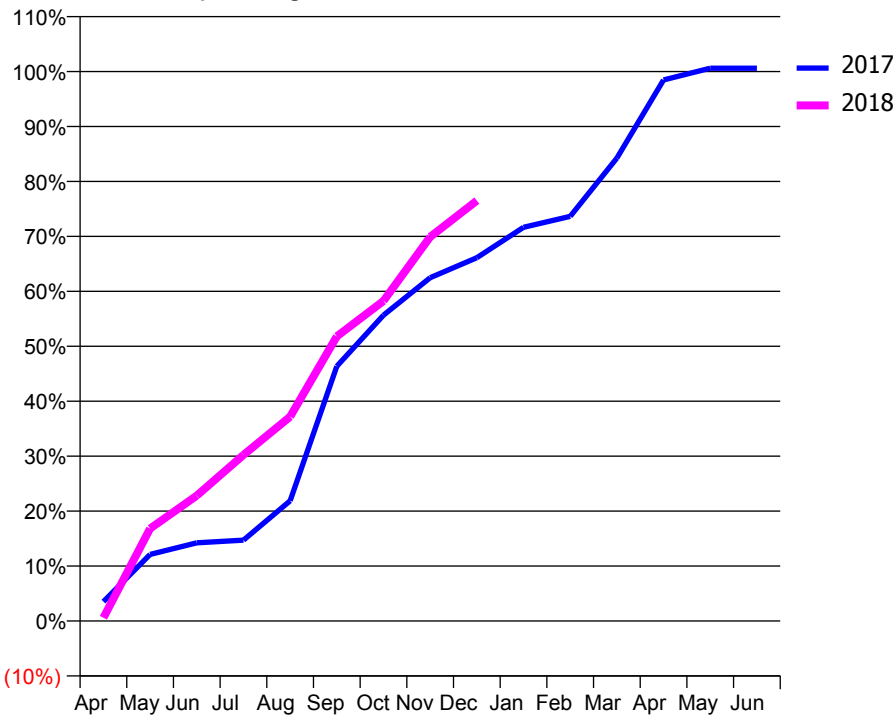
ACCESS*

Patients seen in 24 months	Total	Change since previous quarter
Quarter ending December 2016	399	
Quarter ending March 2017	392	↓
Quarter ending June 2017	409	↑
Quarter ending September 2017	408	→
Quarter ending December 2017	429	↑
Variance since December 2016	7.5%	↑



ACTIVITY

Cumulative percentage of contracted UDA delivered 2017 & 2018



Month	Adjusted Scheduled Activity (UDA)	
	2017	2018
April	30	5
May	103	143
June	121	194
July	125	257
August	186	316
September	394	440
October	473	495
November	531	594
December	562	650
January	609	
February	626	
March	716	
April	837	
May	855	
June	855	

QUALITY

	Quantity	Base Number	Contract	AT	Region	England
% of FP17s for the same patient ID Re-attending within 3 months - Children	5	434	1.2%	10.2%	11.6%	12.0%
% of FP17s for the same patient ID Re-attending within 3 months - Adults	3	88	3.4%	15.3%	16.7%	15.9%
% of FP17s for the same patient ID Re-attending between 3 & 9 months - Children	314	434	72.4%	48.0%	47.3%	58.0%
% of FP17s for the same patient ID Re-attending between 3 & 9 months - Adults	59	88	67.0%	38.2%	38.3%	50.5%
% of FP17s for Band 1 Urgent Courses	1	421	0.2%	10.0%	10.5%	9.0%
% of FP17s Relating to Free Repair or Replacements	0	421	0.0%	0.6%	0.6%	0.8%
% of FP17s Relating to Continuations	0	421	0.0%	0.9%	0.8%	1.1%
% of Patients satisfied with the dentistry they have received	0	0	N/A	90.0%	89.0%	91.5%
% of Patients satisfied with the time they had to wait for an appointment	0	0	N/A	87.4%	84.2%	87.9%

* This is based on patients treated on this contract for their most recent course of treatment. Figures in italics indicate the base number of FP17s or Patient Questionnaire responses are less than 100. N/A is shown where the base number of responses is less than 10 during the period. % is calculated as Quantity/Base number*100

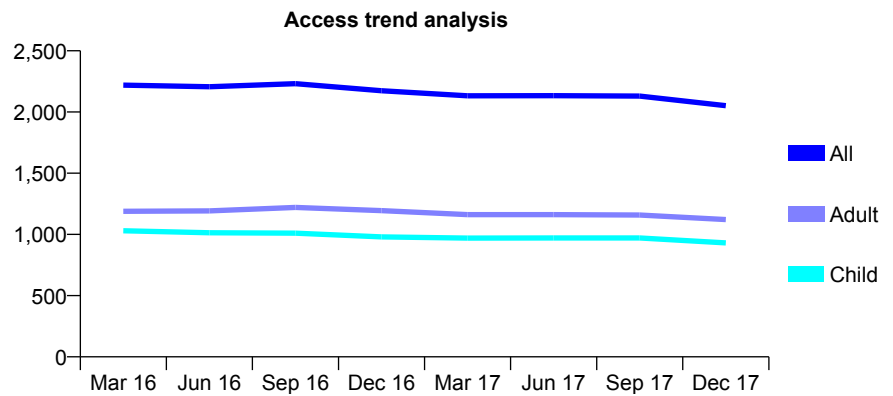
Q63 - Vital Signs At a Glance Contract Report for 632775/0001 - December 2017

Name or company name	MR AJ WHITTOME
Contract type name	GDS Contract
Purpose of contract	General
Contract start date	01/04/2006
Contract end date	

17/18 Contracted general activity (UDA)	7,187
Carry forward general activity (UDA)	0
17/18 Contracted orthodontic activity (UOA)	0
Carry forward orthodontic activity (UOA)	0
Baseline contract value	£185,920.26

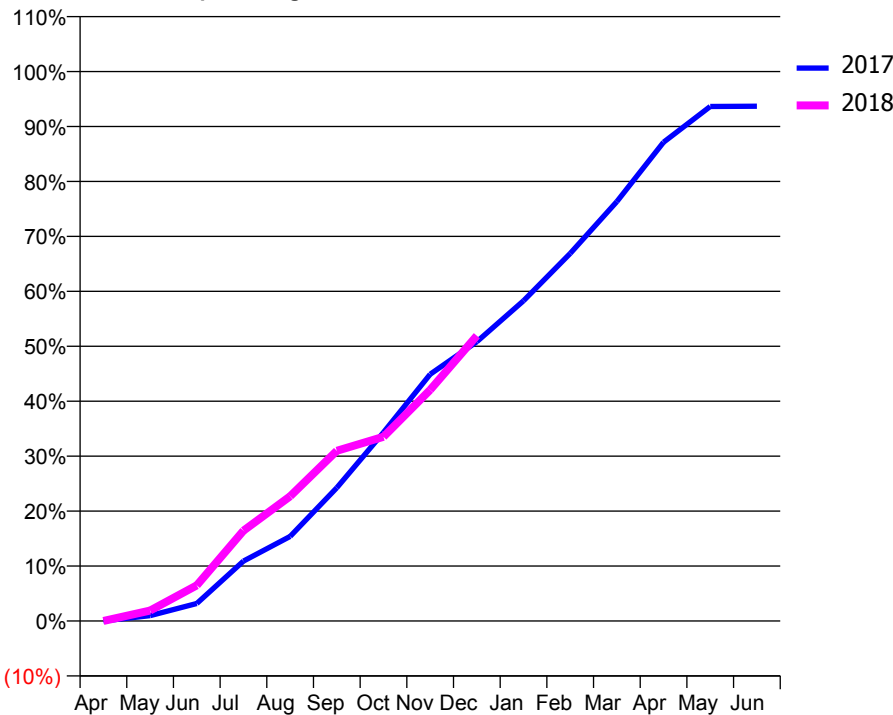
ACCESS*

Patients seen in 24 months	Total	Change since previous quarter
Quarter ending December 2016	2,174	
Quarter ending March 2017	2,132	↓
Quarter ending June 2017	2,133	→
Quarter ending September 2017	2,130	→
Quarter ending December 2017	2,052	↓
Variance since December 2016	(5.6%)	↓



ACTIVITY

Cumulative percentage of contracted UDA delivered 2017 & 2018



Month	Adjusted Scheduled Activity (UDA)	
	2017	2018
April	0	1
May	70	137
June	229	466
July	784	1,181
August	1,107	1,632
September	1,744	2,227
October	2,467	2,410
November	3,228	3,024
December	3,653	3,731
January	4,189	
February	4,807	
March	5,486	
April	6,262	
May	6,730	
June	6,733	

QUALITY

	Quantity	Base Number	Contract	AT	Region	England
% of FP17s for the same patient ID Re-attending within 3 months - Children	87	925	9.4%	10.2%	11.6%	12.0%
% of FP17s for the same patient ID Re-attending within 3 months - Adults	259	1,037	25.0%	15.3%	16.7%	15.9%
% of FP17s for the same patient ID Re-attending between 3 & 9 months - Children	449	925	48.5%	48.0%	47.3%	58.0%
% of FP17s for the same patient ID Re-attending between 3 & 9 months - Adults	410	1,037	39.5%	38.2%	38.3%	50.5%
% of FP17s for Band 1 Urgent Courses	196	1,554	12.6%	10.0%	10.5%	9.0%
% of FP17s Relating to Free Repair or Replacements	0	1,554	0.0%	0.6%	0.6%	0.8%
% of FP17s Relating to Continuations	0	1,554	0.0%	0.9%	0.8%	1.1%
% of Patients satisfied with the dentistry they have received	1	1	N/A	90.0%	89.0%	91.5%
% of Patients satisfied with the time they had to wait for an appointment	1	1	N/A	87.4%	84.2%	87.9%

* This is based on patients treated on this contract for their most recent course of treatment. Figures in italics indicate the base number of FP17s or Patient Questionnaire responses are less than 100. N/A is shown where the base number of responses is less than 10 during the period. % is calculated as Quantity/Base number*100

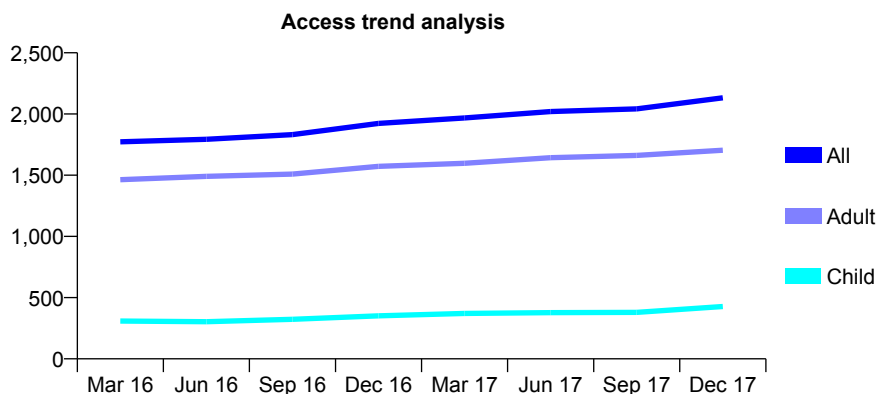
Q63 - Vital Signs At a Glance Contract Report for 635006/0001 - December 2017

Name or company name	MR CJ LEE
Contract type name	GDS Contract
Purpose of contract	General
Contract start date	01/04/2006
Contract end date	

17/18 Contracted general activity (UDA)	8,206
Carry forward general activity (UDA)	-164
17/18 Contracted orthodontic activity (UOA)	0
Carry forward orthodontic activity (UOA)	0
Baseline contract value	£300,470.15

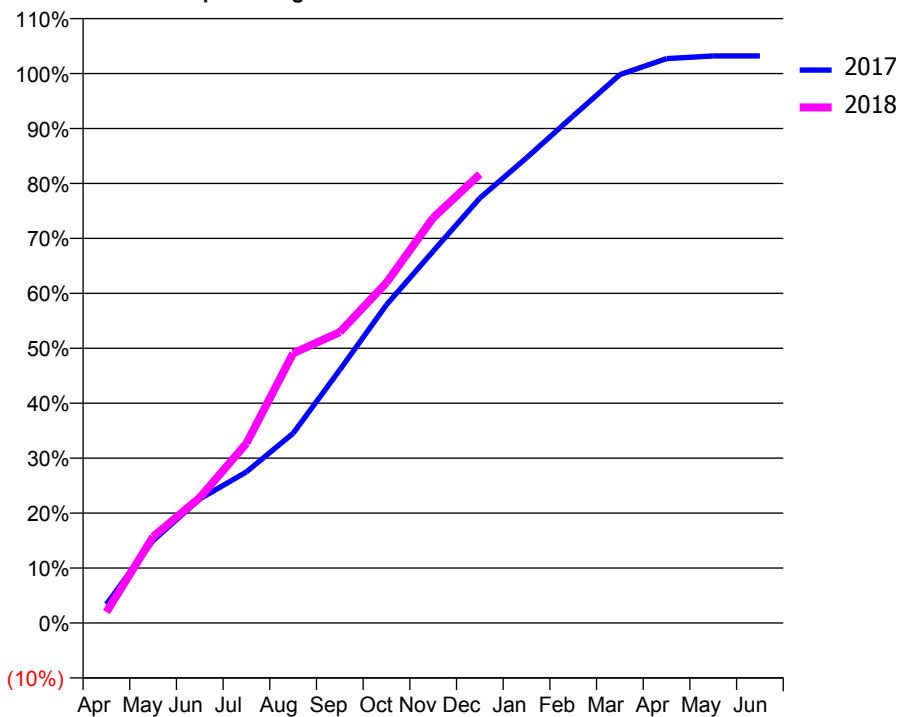
ACCESS*

Patients seen in 24 months	Total	Change since previous quarter
Quarter ending December 2016	1,923	
Quarter ending March 2017	1,968	↑
Quarter ending June 2017	2,020	↑
Quarter ending September 2017	2,042	→
Quarter ending December 2017	2,132	↑
Variance since December 2016	10.9%	↑



ACTIVITY

Cumulative percentage of contracted UDA delivered 2017 & 2018



Month	Adjusted Scheduled Activity (UDA)	
	2017	2018
April	279	164
May	1,232	1,289
June	1,852	1,872
July	2,257	2,684
August	2,832	4,028
September	3,781	4,344
October	4,753	5,083
November	5,553	6,051
December	6,345	6,702
January	6,948	
February	7,571	
March	8,190	
April	8,428	
May	8,468	
June	8,468	

QUALITY

	Quantity	Base Number	Contract	AT	Region	England
% of FP17s for the same patient ID Re-attending within 3 months - Children	31	424	7.3%	10.2%	11.6%	12.0%
% of FP17s for the same patient ID Re-attending within 3 months - Adults	198	1,684	11.8%	15.3%	16.7%	15.9%
% of FP17s for the same patient ID Re-attending between 3 & 9 months - Children	169	424	39.9%	48.0%	47.3%	58.0%
% of FP17s for the same patient ID Re-attending between 3 & 9 months - Adults	786	1,684	46.7%	38.2%	38.3%	50.5%
% of FP17s for Band 1 Urgent Courses	176	1,946	9.0%	10.0%	10.5%	9.0%
% of FP17s Relating to Free Repair or Replacements	36	1,946	1.8%	0.6%	0.6%	0.8%
% of FP17s Relating to Continuations	28	1,946	1.4%	0.9%	0.8%	1.1%
% of Patients satisfied with the dentistry they have received	6	6	N/A	90.0%	89.0%	91.5%
% of Patients satisfied with the time they had to wait for an appointment	6	6	N/A	87.4%	84.2%	87.9%

* This is based on patients treated on this contract for their most recent course of treatment. Figures in italics indicate the base number of FP17s or Patient Questionnaire responses are less than 100. N/A is shown where the base number of responses is less than 10 during the period. % is calculated as Quantity/Base number*100

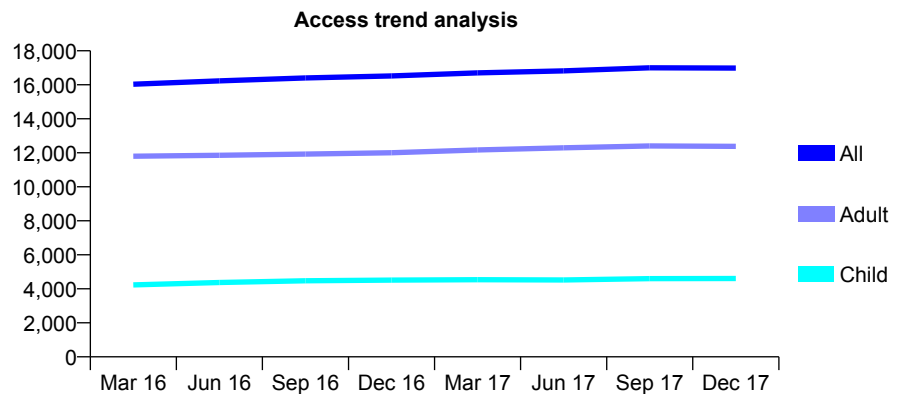
Q63 - Vital Signs At a Glance Contract Report for 638021/0001 - December 2017

Name or company name	MR U PATEL
Contract type name	GDS Contract
Purpose of contract	General
Contract start date	01/04/2006
Contract end date	

17/18 Contracted general activity (UDA)	56,222
Carry forward general activity (UDA)	-880
17/18 Contracted orthodontic activity (UOA)	0
Carry forward orthodontic activity (UOA)	0
Baseline contract value	£1,656,730.33

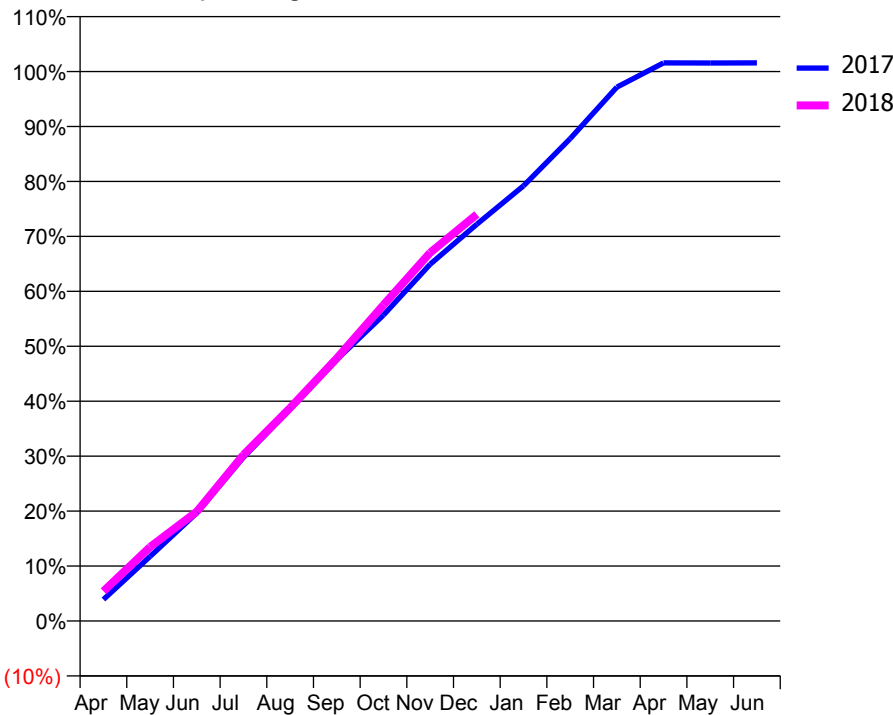
ACCESS*

Patients seen in 24 months	Total	Change since previous quarter
Quarter ending December 2016	16,519	
Quarter ending March 2017	16,702	→
Quarter ending June 2017	16,820	→
Quarter ending September 2017	17,002	→
Quarter ending December 2017	16,986	→
Variance since December 2016	2.8%	↑



ACTIVITY

Cumulative percentage of contracted UDA delivered 2017 & 2018



Month	Adjusted Scheduled Activity (UDA)	
	2017	2018
April	2,206	3,051
May	6,611	7,578
June	11,057	11,197
July	16,749	17,012
August	21,676	21,807
September	26,746	26,881
October	31,309	32,341
November	36,507	37,696
December	40,601	41,610
January	44,522	
February	49,353	
March	54,620	
April	57,110	
May	57,095	
June	57,102	

QUALITY

	Quantity	Base Number	Contract	AT	Region	England
% of FP17s for the same patient ID Re-attending within 3 months - Children	493	4,201	11.7%	10.2%	11.6%	12.0%
% of FP17s for the same patient ID Re-attending within 3 months - Adults	1,517	9,255	16.4%	15.3%	16.7%	15.9%
% of FP17s for the same patient ID Re-attending between 3 & 9 months - Children	1,750	4,201	41.7%	48.0%	47.3%	58.0%
% of FP17s for the same patient ID Re-attending between 3 & 9 months - Adults	2,910	9,255	31.4%	38.2%	38.3%	50.5%
% of FP17s for Band 1 Urgent Courses	1,003	12,664	7.9%	10.0%	10.5%	9.0%
% of FP17s Relating to Free Repair or Replacements	265	12,664	2.1%	0.6%	0.6%	0.8%
% of FP17s Relating to Continuations	157	12,664	1.2%	0.9%	0.8%	1.1%
% of Patients satisfied with the dentistry they have received	5	5	N/A	90.0%	89.0%	91.5%
% of Patients satisfied with the time they had to wait for an appointment	5	5	N/A	87.4%	84.2%	87.9%

* This is based on patients treated on this contract for their most recent course of treatment. Figures in italics indicate the base number of FP17s or Patient Questionnaire responses are less than 100. N/A is shown where the base number of responses is less than 10 during the period. % is calculated as Quantity/Base number*100

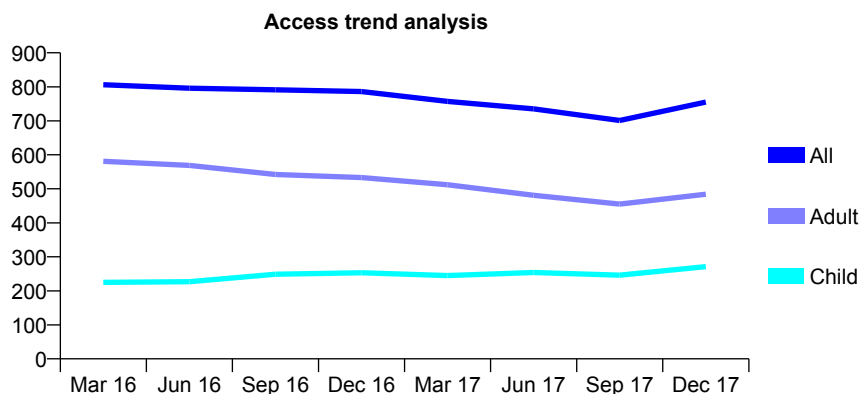
Q63 - Vital Signs At a Glance Contract Report for 638323/0005 - December 2017

Name or company name	MR SS PHOTAY
Contract type name	GDS Contract
Purpose of contract	General
Contract start date	01/09/2012
Contract end date	

17/18 Contracted general activity (UDA)	2,268
Carry forward general activity (UDA)	-45
17/18 Contracted orthodontic activity (UOA)	0
Carry forward orthodontic activity (UOA)	0
Baseline contract value	£56,303.31

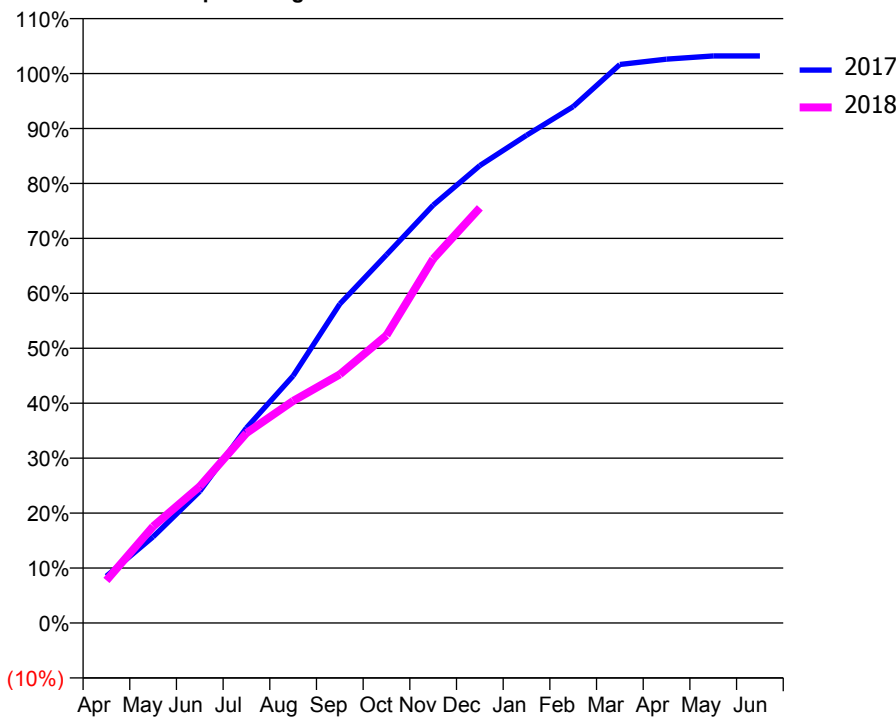
ACCESS*

Patients seen in 24 months	Total	Change since previous quarter
Quarter ending December 2016	786	
Quarter ending March 2017	757	↓
Quarter ending June 2017	735	↓
Quarter ending September 2017	701	↓
Quarter ending December 2017	755	↑
Variance since December 2016	(3.9%)	↓



ACTIVITY

Cumulative percentage of contracted UDA delivered 2017 & 2018



Month	Adjusted Scheduled Activity (UDA)	
	2017	2018
April	193	176
May	356	399
June	544	564
July	805	784
August	1,020	916
September	1,317	1,026
October	1,520	1,187
November	1,724	1,503
December	1,888	1,714
January	2,013	
February	2,131	
March	2,305	
April	2,327	
May	2,340	
June	2,340	

QUALITY

	Quantity	Base Number	Contract	AT	Region	England
% of FP17s for the same patient ID Re-attending within 3 months - Children	23	218	10.6%	10.2%	11.6%	12.0%
% of FP17s for the same patient ID Re-attending within 3 months - Adults	94	418	22.5%	15.3%	16.7%	15.9%
% of FP17s for the same patient ID Re-attending between 3 & 9 months - Children	55	218	25.2%	48.0%	47.3%	58.0%
% of FP17s for the same patient ID Re-attending between 3 & 9 months - Adults	101	418	24.2%	38.2%	38.3%	50.5%
% of FP17s for Band 1 Urgent Courses	71	623	11.4%	10.0%	10.5%	9.0%
% of FP17s Relating to Free Repair or Replacements	2	623	0.3%	0.6%	0.6%	0.8%
% of FP17s Relating to Continuations	2	623	0.3%	0.9%	0.8%	1.1%
% of Patients satisfied with the dentistry they have received	4	4	N/A	90.0%	89.0%	91.5%
% of Patients satisfied with the time they had to wait for an appointment	2	4	N/A	87.4%	84.2%	87.9%

* This is based on patients treated on this contract for their most recent course of treatment. Figures in italics indicate the base number of FP17s or Patient Questionnaire responses are less than 100. N/A is shown where the base number of responses is less than 10 during the period. % is calculated as Quantity/Base number*100

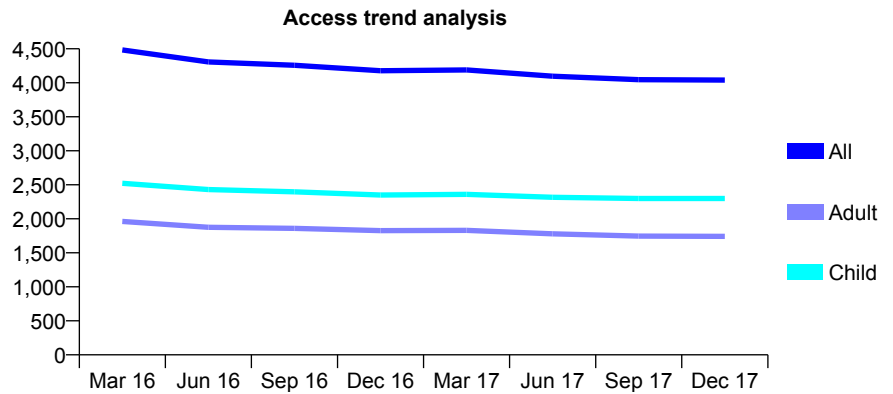
Q63 - Vital Signs At a Glance Contract Report for 643963/0001 - December 2017

Name or company name	MR BJ O'ROURKE
Contract type name	GDS Contract
Purpose of contract	General
Contract start date	01/04/2006
Contract end date	

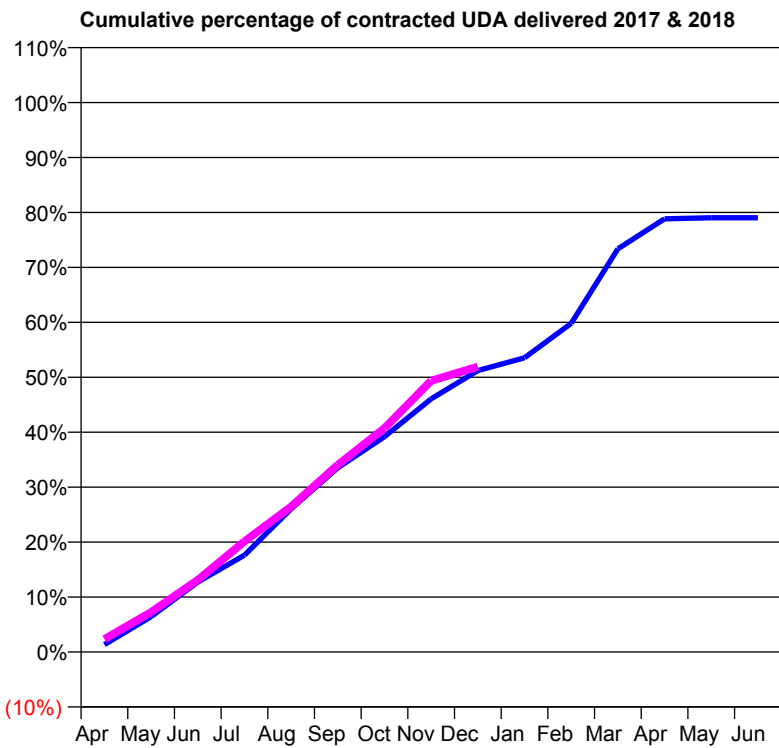
17/18 Contracted general activity (UDA)	15,452
Carry forward general activity (UDA)	0
17/18 Contracted orthodontic activity (UOA)	0
Carry forward orthodontic activity (UOA)	0
Baseline contract value	£462,438.99

ACCESS*

Patients seen in 24 months	Total	Change since previous quarter
Quarter ending December 2016	4,177	
Quarter ending March 2017	4,189	→
Quarter ending June 2017	4,097	↓
Quarter ending September 2017	4,046	↓
Quarter ending December 2017	4,041	→
Variance since December 2016	(3.3%)	↓



ACTIVITY



Month	Adjusted Scheduled Activity (UDA)	
	2017	2018
April	208	361
May	996	1,124
June	1,967	2,027
July	2,723	3,112
August	4,026	4,089
September	5,180	5,265
October	6,055	6,295
November	7,120	7,627
December	7,915	8,024
January	8,273	
February	9,243	
March	11,338	
April	12,180	
May	12,209	
June	12,209	

QUALITY

	Quantity	Base Number	Contract	AT	Region	England
% of FP17s for the same patient ID Re-attending within 3 months - Children	158	2,162	7.3%	10.2%	11.6%	12.0%
% of FP17s for the same patient ID Re-attending within 3 months - Adults	463	1,504	30.8%	15.3%	16.7%	15.9%
% of FP17s for the same patient ID Re-attending between 3 & 9 months - Children	1,065	2,162	49.3%	48.0%	47.3%	58.0%
% of FP17s for the same patient ID Re-attending between 3 & 9 months - Adults	444	1,504	29.5%	38.2%	38.3%	50.5%
% of FP17s for Band 1 Urgent Courses	478	3,397	14.1%	10.0%	10.5%	9.0%
% of FP17s Relating to Free Repair or Replacements	0	3,397	0.0%	0.6%	0.6%	0.8%
% of FP17s Relating to Continuations	45	3,397	1.3%	0.9%	0.8%	1.1%
% of Patients satisfied with the dentistry they have received	1	1	N/A	90.0%	89.0%	91.5%
% of Patients satisfied with the time they had to wait for an appointment	1	1	N/A	87.4%	84.2%	87.9%

* This is based on patients treated on this contract for their most recent course of treatment. Figures in italics indicate the base number of FP17s or Patient Questionnaire responses are less than 100. N/A is shown where the base number of responses is less than 10 during the period. % is calculated as Quantity/Base number*100

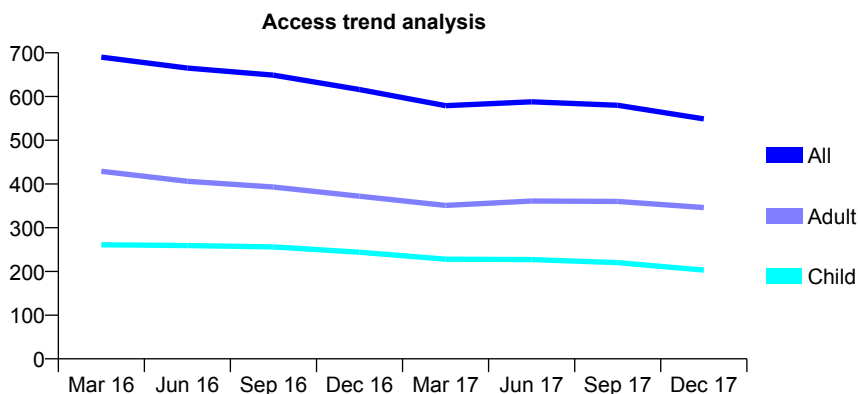
Q63 - Vital Signs At a Glance Contract Report for 651478/0001 - December 2017

Name or company name	MS NA DATHI
Contract type name	GDS Contract
Purpose of contract	General
Contract start date	01/04/2006
Contract end date	

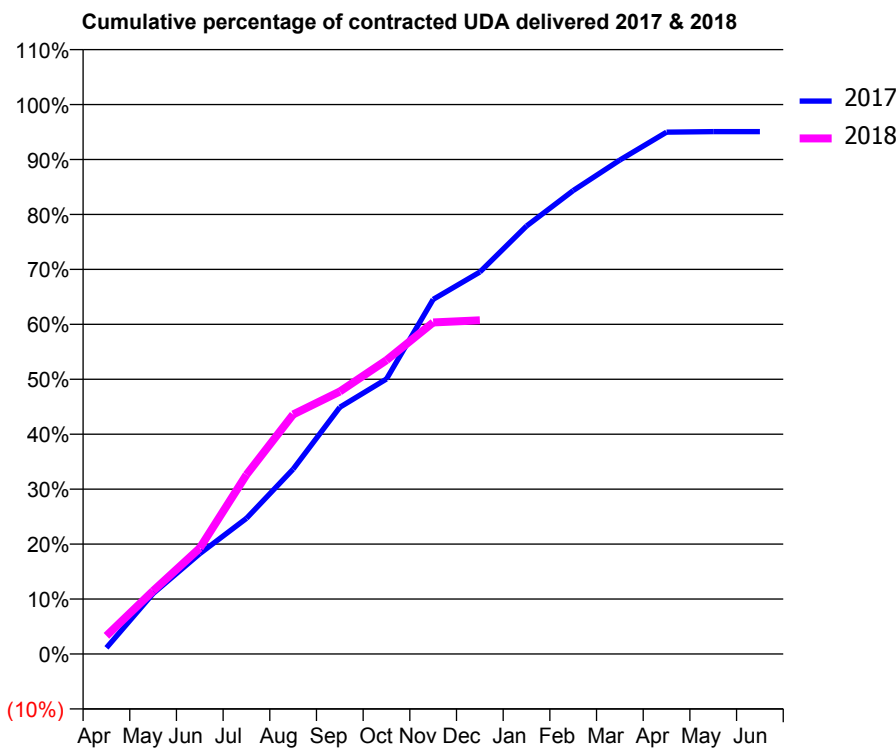
17/18 Contracted general activity (UDA)	1,000
Carry forward general activity (UDA)	0
17/18 Contracted orthodontic activity (UOA)	0
Carry forward orthodontic activity (UOA)	0
Baseline contract value	£23,761.13

ACCESS*

Patients seen in 24 months	Total	Change since previous quarter
Quarter ending December 2016	616	
Quarter ending March 2017	579	↓
Quarter ending June 2017	588	→
Quarter ending September 2017	580	↓
Quarter ending December 2017	549	↓
Variance since December 2016	(10.9%)	↓



ACTIVITY



Month	Adjusted Scheduled Activity (UDA)	
	2017	2018
April	11	33
May	110	115
June	183	193
July	247	326
August	336	436
September	449	478
October	500	535
November	645	603
December	695	607
January	779	
February	843	
March	899	
April	950	
May	951	
June	951	

QUALITY

	Quantity	Base Number	Contract	AT	Region	England
% of FP17s for the same patient ID Re-attending within 3 months - Children	6	166	3.6%	10.2%	11.6%	12.0%
% of FP17s for the same patient ID Re-attending within 3 months - Adults	12	214	5.6%	15.3%	16.7%	15.9%
% of FP17s for the same patient ID Re-attending between 3 & 9 months - Children	83	166	50.0%	48.0%	47.3%	58.0%
% of FP17s for the same patient ID Re-attending between 3 & 9 months - Adults	79	214	36.9%	38.2%	38.3%	50.5%
% of FP17s for Band 1 Urgent Courses	17	354	4.8%	10.0%	10.5%	9.0%
% of FP17s Relating to Free Repair or Replacements	0	354	0.0%	0.6%	0.6%	0.8%
% of FP17s Relating to Continuations	0	354	0.0%	0.9%	0.8%	1.1%
% of Patients satisfied with the dentistry they have received	2	2	N/A	90.0%	89.0%	91.5%
% of Patients satisfied with the time they had to wait for an appointment	1	2	N/A	87.4%	84.2%	87.9%

* This is based on patients treated on this contract for their most recent course of treatment. Figures in italics indicate the base number of FP17s or Patient Questionnaire responses are less than 100. N/A is shown where the base number of responses is less than 10 during the period. % is calculated as Quantity/Base number*100

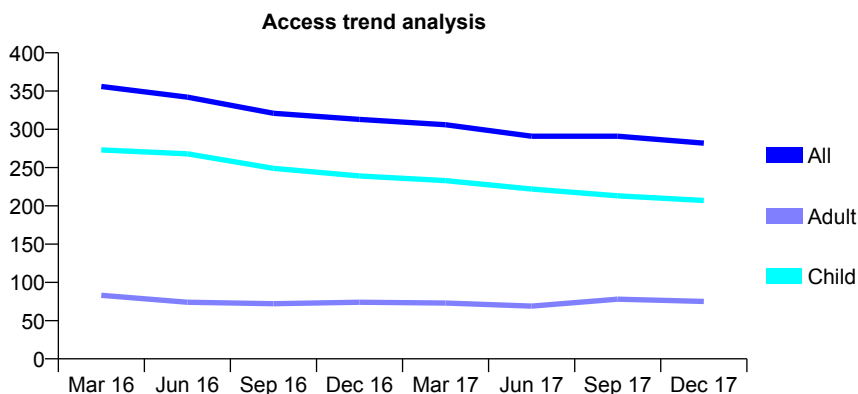
Q63 - Vital Signs At a Glance Contract Report for 651680/0001 - December 2017

Name or company name	MR RH BAYLIS
Contract type name	GDS Contract
Purpose of contract	General
Contract start date	01/04/2006
Contract end date	

17/18 Contracted general activity (UDA)	546
Carry forward general activity (UDA)	0
17/18 Contracted orthodontic activity (UOA)	0
Carry forward orthodontic activity (UOA)	0
Baseline contract value	£14,078.15

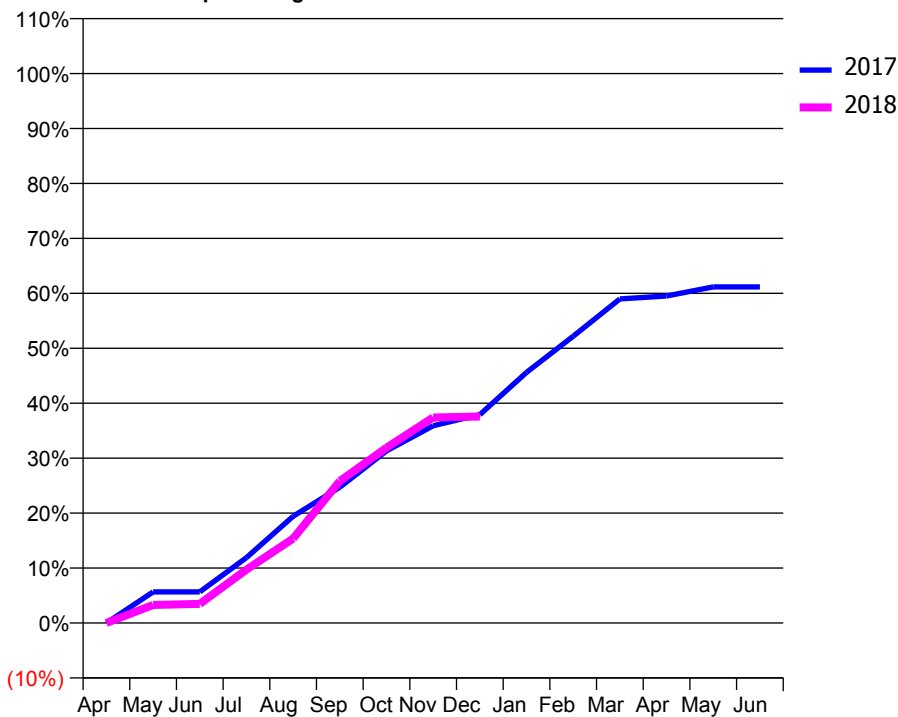
ACCESS*

Patients seen in 24 months	Total	Change since previous quarter
Quarter ending December 2016	313	
Quarter ending March 2017	306	↓
Quarter ending June 2017	291	↓
Quarter ending September 2017	291	→
Quarter ending December 2017	282	↓
Variance since December 2016	(9.9%)	↓



ACTIVITY

Cumulative percentage of contracted UDA delivered 2017 & 2018



Month	Adjusted Scheduled Activity (UDA)	
	2017	2018
April	0	0
May	31	18
June	31	19
July	65	53
August	106	84
September	135	141
October	171	174
November	196	204
December	207	205
January	249	
February	285	
March	322	
April	325	
May	334	
June	334	

QUALITY

	Quantity	Base Number	Contract	AT	Region	England
% of FP17s for the same patient ID Re-attending within 3 months - Children	2	167	1.2%	10.2%	11.6%	12.0%
% of FP17s for the same patient ID Re-attending within 3 months - Adults	1	29	3.4%	15.3%	16.7%	15.9%
% of FP17s for the same patient ID Re-attending between 3 & 9 months - Children	72	167	43.1%	48.0%	47.3%	58.0%
% of FP17s for the same patient ID Re-attending between 3 & 9 months - Adults	11	29	37.9%	38.2%	38.3%	50.5%
% of FP17s for Band 1 Urgent Courses	1	183	0.5%	10.0%	10.5%	9.0%
% of FP17s Relating to Free Repair or Replacements	0	183	0.0%	0.6%	0.6%	0.8%
% of FP17s Relating to Continuations	0	183	0.0%	0.9%	0.8%	1.1%
% of Patients satisfied with the dentistry they have received	0	0	N/A	90.0%	89.0%	91.5%
% of Patients satisfied with the time they had to wait for an appointment	0	0	N/A	87.4%	84.2%	87.9%

* This is based on patients treated on this contract for their most recent course of treatment. Figures in italics indicate the base number of FP17s or Patient Questionnaire responses are less than 100. N/A is shown where the base number of responses is less than 10 during the period. % is calculated as Quantity/Base number*100

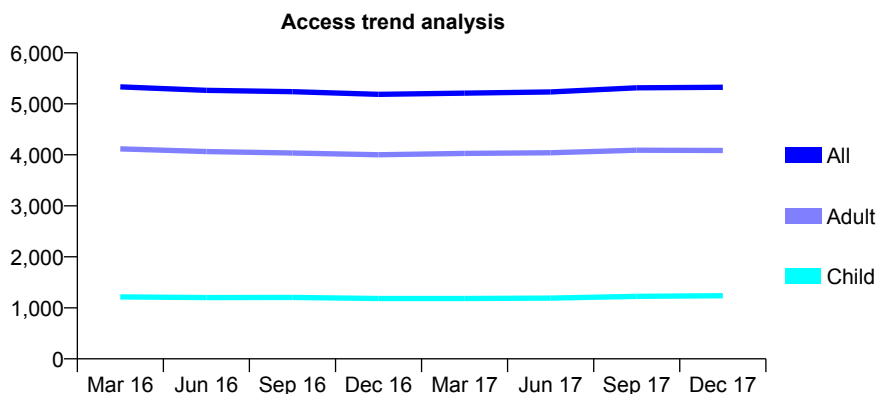
Q63 - Vital Signs At a Glance Contract Report for 656704/0003 - December 2017

Name or company name	MR R PATEL
Contract type name	GDS Contract
Purpose of contract	General
Contract start date	01/04/2006
Contract end date	

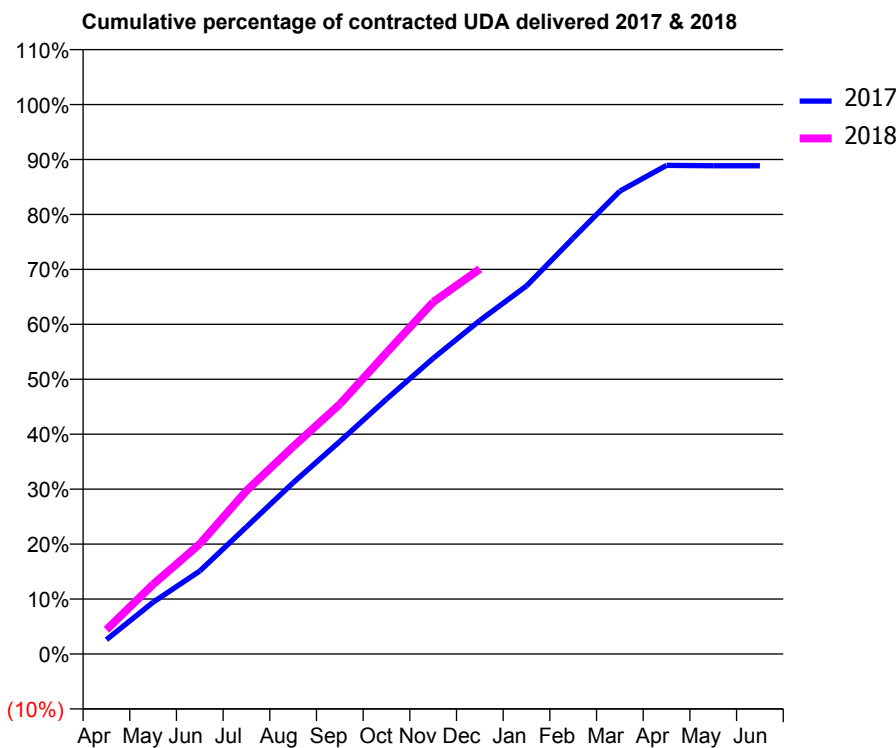
17/18 Contracted general activity (UDA)	15,926
Carry forward general activity (UDA)	0
17/18 Contracted orthodontic activity (UOA)	0
Carry forward orthodontic activity (UOA)	0
Baseline contract value	£446,612.97

ACCESS*

Patients seen in 24 months	Total	Change since previous quarter
Quarter ending December 2016	5,185	
Quarter ending March 2017	5,210	→
Quarter ending June 2017	5,232	→
Quarter ending September 2017	5,313	→
Quarter ending December 2017	5,324	→
Variance since December 2016	2.7%	↑



ACTIVITY



Month	Adjusted Scheduled Activity (UDA)	
	2017	2018
April	415	705
May	1,503	2,019
June	2,407	3,189
July	3,685	4,734
August	4,964	6,013
September	6,161	7,241
October	7,387	8,734
November	8,569	10,202
December	9,666	11,158
January	10,669	
February	12,055	
March	13,415	
April	14,164	
May	14,151	
June	14,151	

QUALITY

	Quantity	Base Number	Contract	AT	Region	England
% of FP17s for the same patient ID Re-attending within 3 months - Children	105	1,245	8.4%	10.2%	11.6%	12.0%
% of FP17s for the same patient ID Re-attending within 3 months - Adults	445	3,339	13.3%	15.3%	16.7%	15.9%
% of FP17s for the same patient ID Re-attending between 3 & 9 months - Children	567	1,245	45.5%	48.0%	47.3%	58.0%
% of FP17s for the same patient ID Re-attending between 3 & 9 months - Adults	1,220	3,339	36.5%	38.2%	38.3%	50.5%
% of FP17s for Band 1 Urgent Courses	337	4,353	7.7%	10.0%	10.5%	9.0%
% of FP17s Relating to Free Repair or Replacements	83	4,353	1.9%	0.6%	0.6%	0.8%
% of FP17s Relating to Continuations	55	4,353	1.3%	0.9%	0.8%	1.1%
% of Patients satisfied with the dentistry they have received	9	9	N/A	90.0%	89.0%	91.5%
% of Patients satisfied with the time they had to wait for an appointment	8	9	N/A	87.4%	84.2%	87.9%

* This is based on patients treated on this contract for their most recent course of treatment. Figures in italics indicate the base number of FP17s or Patient Questionnaire responses are less than 100. N/A is shown where the base number of responses is less than 10 during the period. % is calculated as Quantity/Base number*100

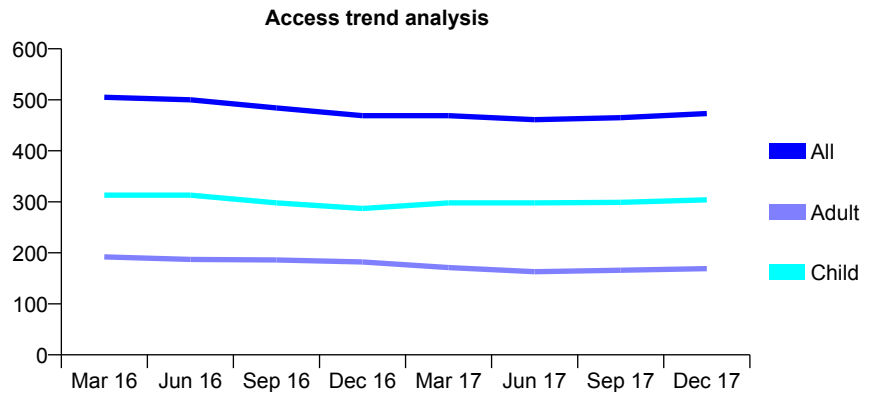
Q63 - Vital Signs At a Glance Contract Report for 656917/0001 - December 2017

Name or company name	MR P MORAITIS
Contract type name	GDS Contract
Purpose of contract	General
Contract start date	01/04/2006
Contract end date	

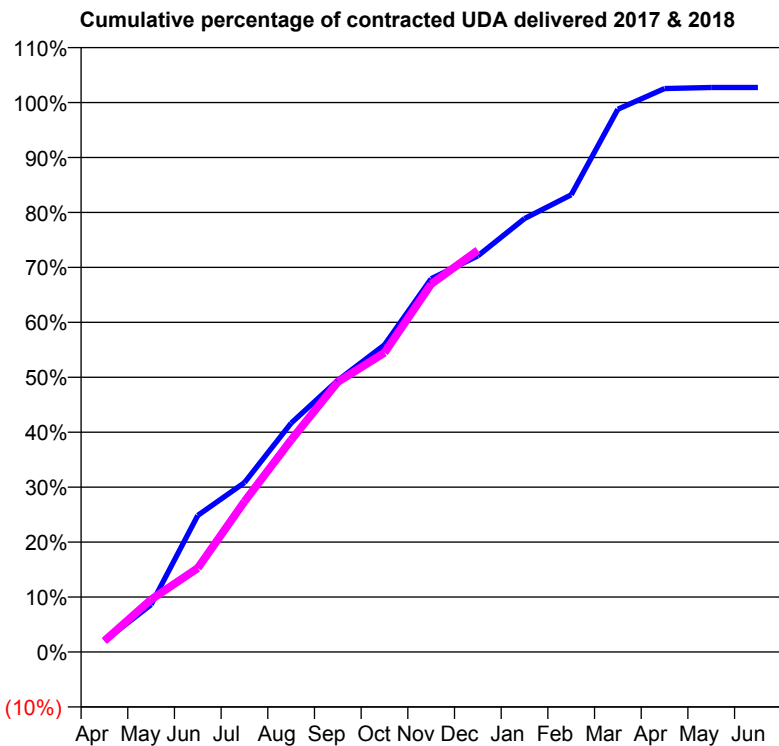
17/18 Contracted general activity (UDA)	1,090
Carry forward general activity (UDA)	-22
17/18 Contracted orthodontic activity (UOA)	0
Carry forward orthodontic activity (UOA)	0
Baseline contract value	£29,562.88

ACCESS*

Patients seen in 24 months	Total	Change since previous quarter
Quarter ending December 2016	469	
Quarter ending March 2017	469	→
Quarter ending June 2017	461	↓
Quarter ending September 2017	465	→
Quarter ending December 2017	473	→
Variance since December 2016	0.9%	→



ACTIVITY



Month	Adjusted Scheduled Activity (UDA)	
	2017	2018
April	22	22
May	94	104
June	271	166
July	336	298
August	454	421
September	539	536
October	609	594
November	741	730
December	786	797
January	860	
February	907	
March	1,077	
April	1,118	
May	1,120	
June	1,120	

QUALITY

	Quantity	Base Number	Contract	AT	Region	England
% of FP17s for the same patient ID Re-attending within 3 months - Children	9	283	3.2%	10.2%	11.6%	12.0%
% of FP17s for the same patient ID Re-attending within 3 months - Adults	25	132	18.9%	15.3%	16.7%	15.9%
% of FP17s for the same patient ID Re-attending between 3 & 9 months - Children	168	283	59.4%	48.0%	47.3%	58.0%
% of FP17s for the same patient ID Re-attending between 3 & 9 months - Adults	59	132	44.7%	38.2%	38.3%	50.5%
% of FP17s for Band 1 Urgent Courses	4	391	1.0%	10.0%	10.5%	9.0%
% of FP17s Relating to Free Repair or Replacements	0	391	0.0%	0.6%	0.6%	0.8%
% of FP17s Relating to Continuations	1	391	0.3%	0.9%	0.8%	1.1%
% of Patients satisfied with the dentistry they have received	1	1	N/A	90.0%	89.0%	91.5%
% of Patients satisfied with the time they had to wait for an appointment	1	1	N/A	87.4%	84.2%	87.9%

* This is based on patients treated on this contract for their most recent course of treatment. Figures in italics indicate the base number of FP17s or Patient Questionnaire responses are less than 100. N/A is shown where the base number of responses is less than 10 during the period. % is calculated as Quantity/Base number*100

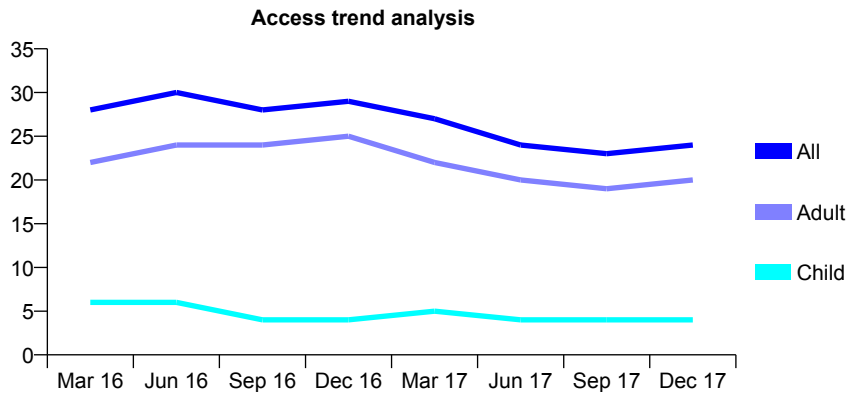
Q63 - Vital Signs At a Glance Contract Report for 671908/0001 - December 2017

Name or company name	MR J SHELDON
Contract type name	GDS Contract
Purpose of contract	General
Contract start date	01/04/2006
Contract end date	

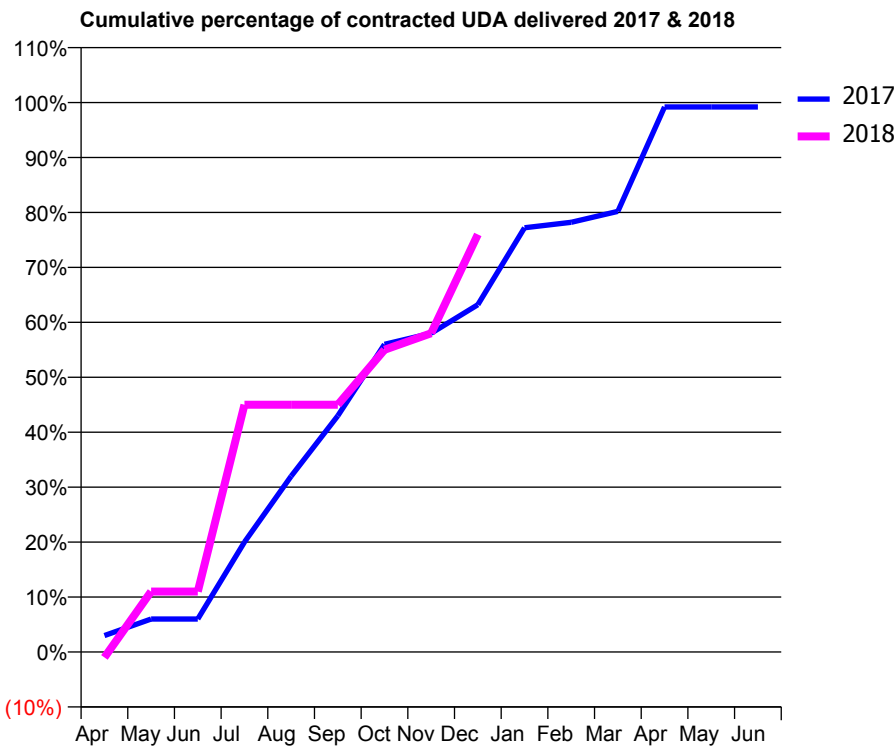
17/18 Contracted general activity (UDA)	100
Carry forward general activity (UDA)	1
17/18 Contracted orthodontic activity (UOA)	0
Carry forward orthodontic activity (UOA)	0
Baseline contract value	£2,767.37

ACCESS*

Patients seen in 24 months	Total	Change since previous quarter
Quarter ending December 2016	29	
Quarter ending March 2017	27	↓
Quarter ending June 2017	24	↓
Quarter ending September 2017	23	↓
Quarter ending December 2017	24	↑
Variance since December 2016	(17.2%)	↓



ACTIVITY



Month	Adjusted Scheduled Activity (UDA)	
	2017	2018
April	3	-1
May	6	11
June	6	11
July	20	45
August	32	45
September	43	45
October	56	55
November	58	58
December	63	76
January	77	
February	78	
March	80	
April	99	
May	99	
June	99	

QUALITY

	Quantity	Base Number	Contract	AT	Region	England
% of FP17s for the same patient ID Re-attending within 3 months - Children	0	3	0.0%	10.2%	11.6%	12.0%
% of FP17s for the same patient ID Re-attending within 3 months - Adults	2	28	7.1%	15.3%	16.7%	15.9%
% of FP17s for the same patient ID Re-attending between 3 & 9 months - Children	2	3	66.7%	48.0%	47.3%	58.0%
% of FP17s for the same patient ID Re-attending between 3 & 9 months - Adults	21	28	75.0%	38.2%	38.3%	50.5%
% of FP17s for Band 1 Urgent Courses	0	27	0.0%	10.0%	10.5%	9.0%
% of FP17s Relating to Free Repair or Replacements	0	27	0.0%	0.6%	0.6%	0.8%
% of FP17s Relating to Continuations	0	27	0.0%	0.9%	0.8%	1.1%
% of Patients satisfied with the dentistry they have received	0	0	N/A	90.0%	89.0%	91.5%
% of Patients satisfied with the time they had to wait for an appointment	0	0	N/A	87.4%	84.2%	87.9%

* This is based on patients treated on this contract for their most recent course of treatment. Figures in italics indicate the base number of FP17s or Patient Questionnaire responses are less than 100. N/A is shown where the base number of responses is less than 10 during the period. % is calculated as Quantity/Base number*100

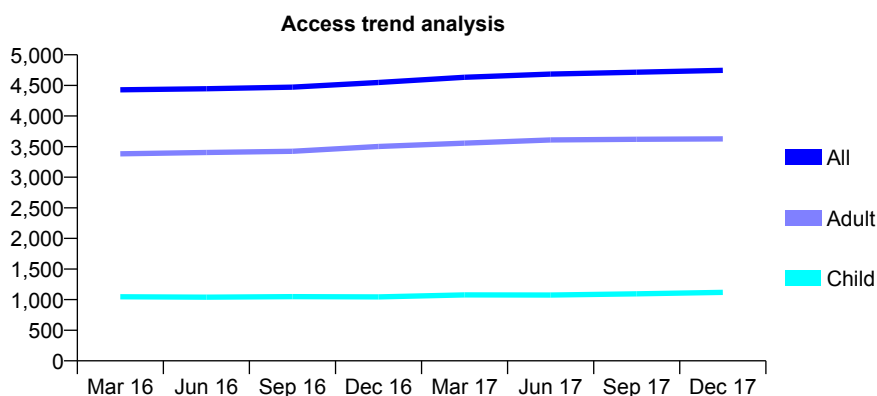
Q63 - Vital Signs At a Glance Contract Report for 673498/0001 - December 2017

Name or company name	MR TM ASHRAF
Contract type name	GDS Contract
Purpose of contract	General
Contract start date	01/04/2006
Contract end date	

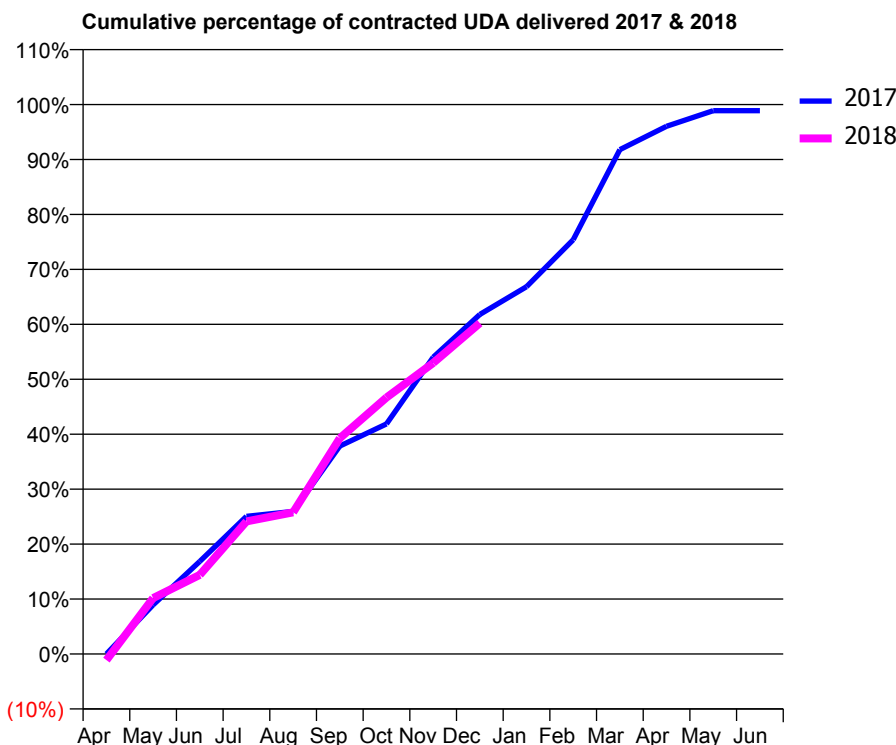
17/18 Contracted general activity (UDA)	14,750
Carry forward general activity (UDA)	165
17/18 Contracted orthodontic activity (UOA)	0
Carry forward orthodontic activity (UOA)	0
Baseline contract value	£376,787.37

ACCESS*

Patients seen in 24 months	Total	Change since previous quarter
Quarter ending December 2016	4,548	
Quarter ending March 2017	4,633	→
Quarter ending June 2017	4,685	→
Quarter ending September 2017	4,715	→
Quarter ending December 2017	4,746	→
Variance since December 2016	4.4%	↑



ACTIVITY



Month	Adjusted Scheduled Activity (UDA)	
	2017	2018
April	0	-165
May	1,319	1,503
June	2,487	2,123
July	3,695	3,559
August	3,829	3,804
September	5,580	5,792
October	6,175	6,886
November	7,966	7,814
December	9,114	8,884
January	9,858	
February	11,120	
March	13,540	
April	14,165	
May	14,582	
June	14,585	

QUALITY

	Quantity	Base Number	Contract	AT	Region	England
% of FP17s for the same patient ID Re-attending within 3 months - Children	59	993	5.9%	10.2%	11.6%	12.0%
% of FP17s for the same patient ID Re-attending within 3 months - Adults	352	2,654	13.3%	15.3%	16.7%	15.9%
% of FP17s for the same patient ID Re-attending between 3 & 9 months - Children	503	993	50.7%	48.0%	47.3%	58.0%
% of FP17s for the same patient ID Re-attending between 3 & 9 months - Adults	914	2,654	34.4%	38.2%	38.3%	50.5%
% of FP17s for Band 1 Urgent Courses	180	3,366	5.3%	10.0%	10.5%	9.0%
% of FP17s Relating to Free Repair or Replacements	31	3,366	0.9%	0.6%	0.6%	0.8%
% of FP17s Relating to Continuations	88	3,366	2.6%	0.9%	0.8%	1.1%
% of Patients satisfied with the dentistry they have received	1	1	N/A	90.0%	89.0%	91.5%
% of Patients satisfied with the time they had to wait for an appointment	0	1	N/A	87.4%	84.2%	87.9%

* This is based on patients treated on this contract for their most recent course of treatment. Figures in italics indicate the base number of FP17s or Patient Questionnaire responses are less than 100. N/A is shown where the base number of responses is less than 10 during the period. % is calculated as Quantity/Base number*100

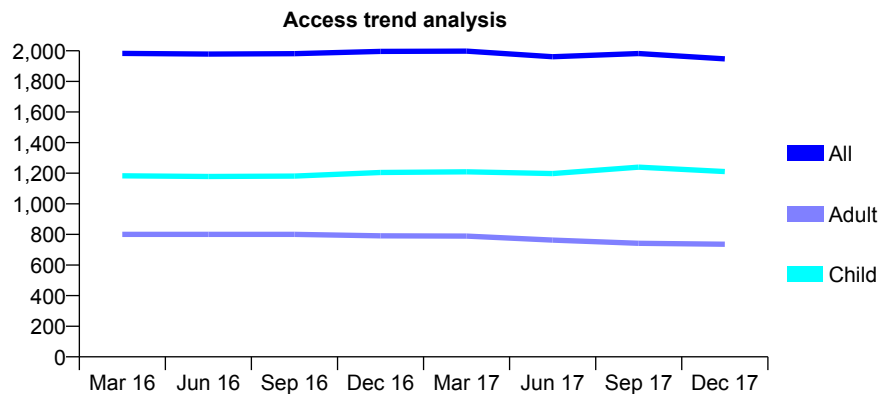
Q63 - Vital Signs At a Glance Contract Report for 674656/0001 - December 2017

Name or company name	MRS B VAHEESWARAN
Contract type name	GDS Contract
Purpose of contract	General
Contract start date	01/04/2006
Contract end date	

17/18 Contracted general activity (UDA)	5,998
Carry forward general activity (UDA)	-41
17/18 Contracted orthodontic activity (UOA)	0
Carry forward orthodontic activity (UOA)	0
Baseline contract value	£173,763.43

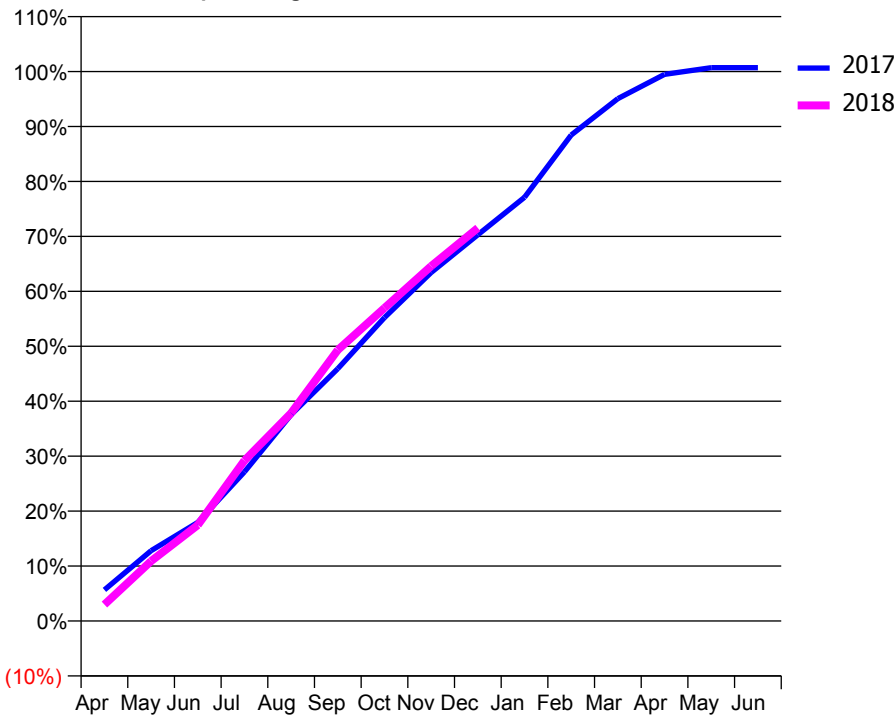
ACCESS*

Patients seen in 24 months	Total	Change since previous quarter
Quarter ending December 2016	1,996	
Quarter ending March 2017	1,998	→
Quarter ending June 2017	1,961	↓
Quarter ending September 2017	1,982	→
Quarter ending December 2017	1,947	↓
Variance since December 2016	(2.5%)	↓



ACTIVITY

Cumulative percentage of contracted UDA delivered 2017 & 2018



Month	Adjusted Scheduled Activity (UDA)	
	2017	2018
April	340	180
May	768	654
June	1,076	1,048
July	1,628	1,752
August	2,252	2,269
September	2,755	2,958
October	3,312	3,417
November	3,804	3,874
December	4,216	4,290
January	4,625	
February	5,305	
March	5,702	
April	5,967	
May	6,039	
June	6,039	

QUALITY

	Quantity	Base Number	Contract	AT	Region	England
% of FP17s for the same patient ID Re-attending within 3 months - Children	112	1,336	8.4%	10.2%	11.6%	12.0%
% of FP17s for the same patient ID Re-attending within 3 months - Adults	203	687	29.5%	15.3%	16.7%	15.9%
% of FP17s for the same patient ID Re-attending between 3 & 9 months - Children	770	1,336	57.6%	48.0%	47.3%	58.0%
% of FP17s for the same patient ID Re-attending between 3 & 9 months - Adults	254	687	37.0%	38.2%	38.3%	50.5%
% of FP17s for Band 1 Urgent Courses	178	1,914	9.3%	10.0%	10.5%	9.0%
% of FP17s Relating to Free Repair or Replacements	0	1,914	0.0%	0.6%	0.6%	0.8%
% of FP17s Relating to Continuations	0	1,914	0.0%	0.9%	0.8%	1.1%
% of Patients satisfied with the dentistry they have received	0	0	N/A	90.0%	89.0%	91.5%
% of Patients satisfied with the time they had to wait for an appointment	0	0	N/A	87.4%	84.2%	87.9%

* This is based on patients treated on this contract for their most recent course of treatment. Figures in italics indicate the base number of FP17s or Patient Questionnaire responses are less than 100. N/A is shown where the base number of responses is less than 10 during the period. % is calculated as Quantity/Base number*100

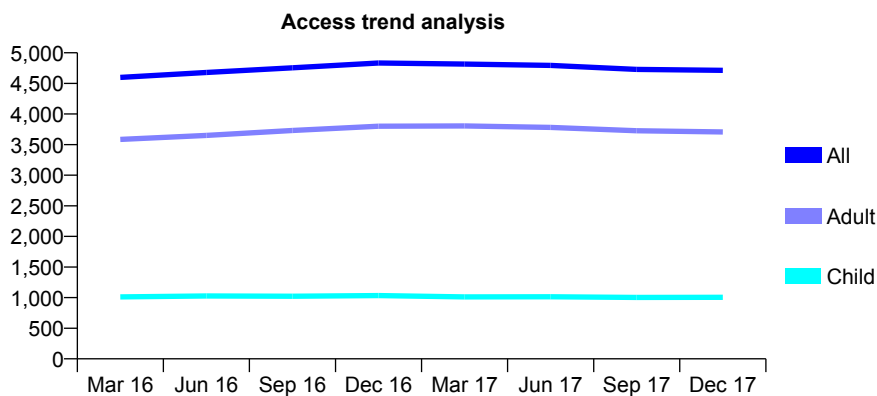
Q63 - Vital Signs At a Glance Contract Report for 674915/0001 - December 2017

Name or company name	MISS P AKHAVAN-TABIB
Contract type name	GDS Contract
Purpose of contract	General
Contract start date	01/04/2006
Contract end date	

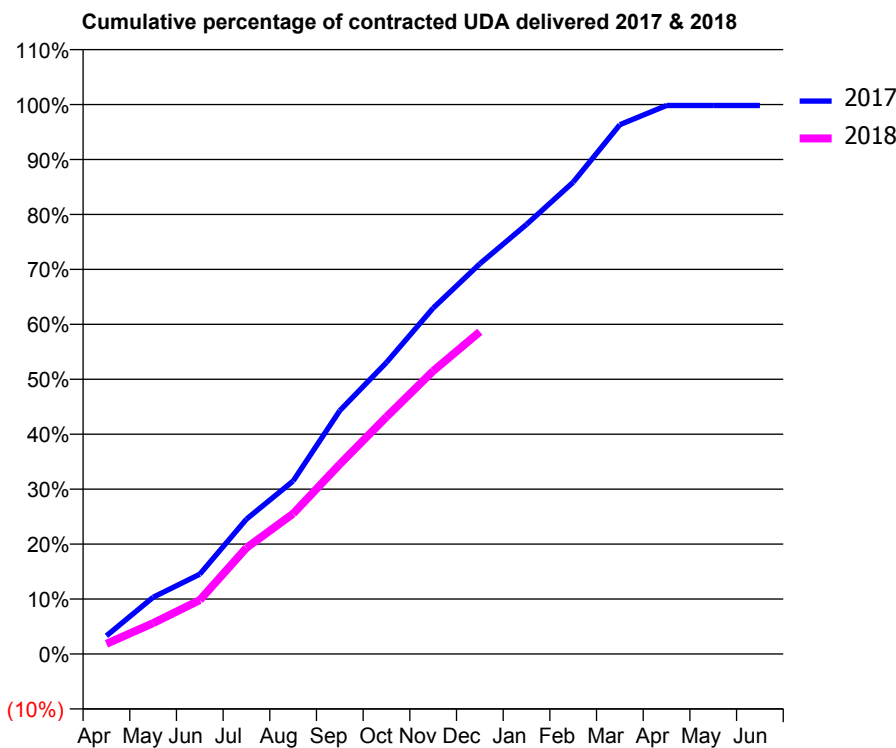
17/18 Contracted general activity (UDA)	20,491
Carry forward general activity (UDA)	37
17/18 Contracted orthodontic activity (UOA)	0
Carry forward orthodontic activity (UOA)	0
Baseline contract value	£557,975.69

ACCESS*

Patients seen in 24 months	Total	Change since previous quarter
Quarter ending December 2016	4,834	
Quarter ending March 2017	4,815	→
Quarter ending June 2017	4,795	→
Quarter ending September 2017	4,729	↓
Quarter ending December 2017	4,714	→
Variance since December 2016	(2.5%)	↓



ACTIVITY



Month	Adjusted Scheduled Activity (UDA)	
	2017	2018
April	681	382
May	2,116	1,149
June	2,976	2,010
July	5,031	3,963
August	6,453	5,232
September	9,079	7,077
October	10,870	8,845
November	12,903	10,552
December	14,554	12,015
January	16,017	
February	17,595	
March	19,736	
April	20,454	
May	20,454	
June	20,454	

QUALITY

	Quantity	Base Number	Contract	AT	Region	England
% of FP17s for the same patient ID Re-attending within 3 months - Children	72	740	9.7%	10.2%	11.6%	12.0%
% of FP17s for the same patient ID Re-attending within 3 months - Adults	414	2,441	17.0%	15.3%	16.7%	15.9%
% of FP17s for the same patient ID Re-attending between 3 & 9 months - Children	215	740	29.1%	48.0%	47.3%	58.0%
% of FP17s for the same patient ID Re-attending between 3 & 9 months - Adults	629	2,441	25.8%	38.2%	38.3%	50.5%
% of FP17s for Band 1 Urgent Courses	413	2,887	14.3%	10.0%	10.5%	9.0%
% of FP17s Relating to Free Repair or Replacements	13	2,887	0.5%	0.6%	0.6%	0.8%
% of FP17s Relating to Continuations	77	2,887	2.7%	0.9%	0.8%	1.1%
% of Patients satisfied with the dentistry they have received	4	4	N/A	90.0%	89.0%	91.5%
% of Patients satisfied with the time they had to wait for an appointment	3	4	N/A	87.4%	84.2%	87.9%

* This is based on patients treated on this contract for their most recent course of treatment. Figures in italics indicate the base number of FP17s or Patient Questionnaire responses are less than 100. N/A is shown where the base number of responses is less than 10 during the period. % is calculated as Quantity/Base number*100

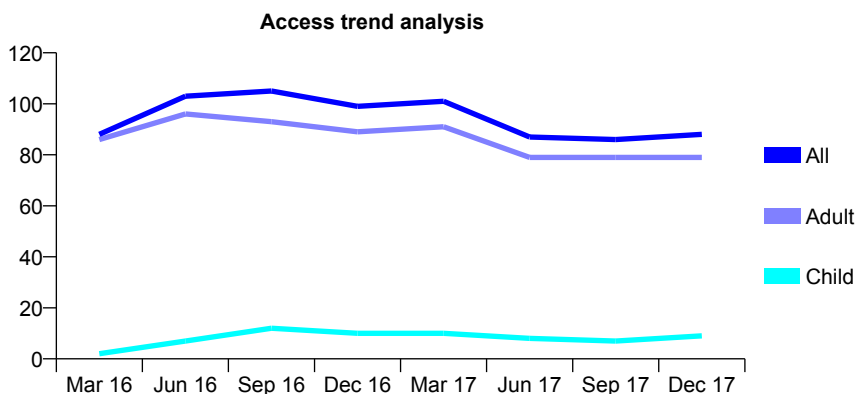
Q63 - Vital Signs At a Glance Contract Report for 674915/0004 - December 2017

Name or company name	MISS P AKHAVAN-TABIB
Contract type name	PDS Contract
Purpose of contract	General
Contract start date	01/08/2010
Contract end date	31/03/2018

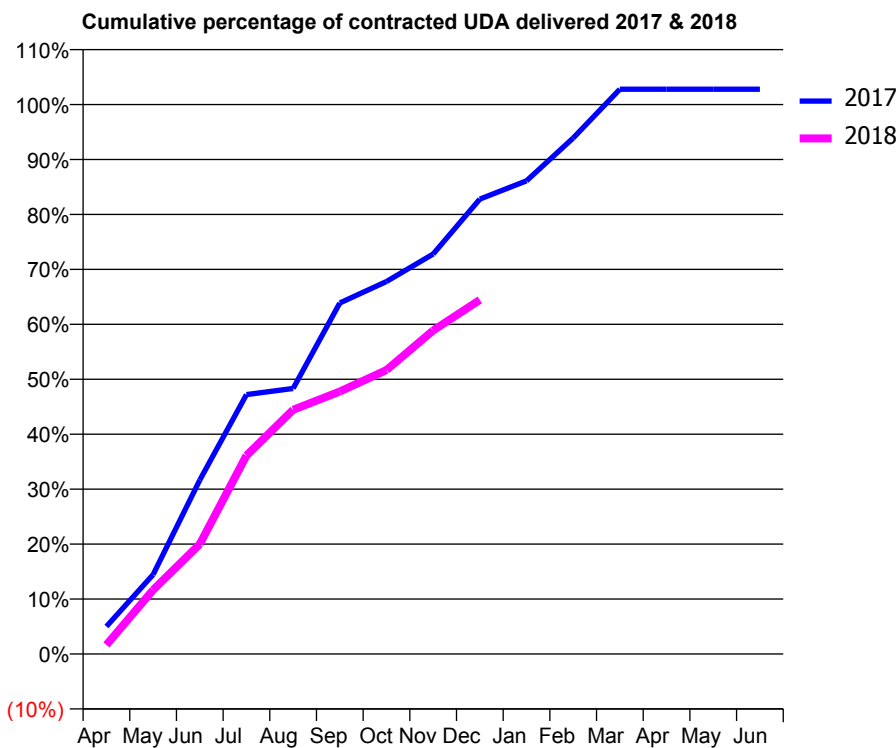
17/18 Contracted general activity (UDA)	180
Carry forward general activity (UDA)	0
17/18 Contracted orthodontic activity (UOA)	0
Carry forward orthodontic activity (UOA)	0
Baseline contract value	£9,352.86

ACCESS*

Patients seen in 24 months	Total	Change since previous quarter
Quarter ending December 2016	99	
Quarter ending March 2017	101	↑
Quarter ending June 2017	87	↓
Quarter ending September 2017	86	↓
Quarter ending December 2017	88	↑
Variance since December 2016	(11.1%)	↓



ACTIVITY



Month	Adjusted Scheduled Activity (UDA)	
	2017	2018
April	9	3
May	26	21
June	57	36
July	85	65
August	87	80
September	115	86
October	122	93
November	131	106
December	149	116
January	155	
February	169	
March	185	
April	185	
May	185	
June	185	

QUALITY

	Quantity	Base Number	Contract	AT	Region	England
% of FP17s for the same patient ID Re-attending within 3 months - Children	0	5	0.0%	10.2%	11.6%	12.0%
% of FP17s for the same patient ID Re-attending within 3 months - Adults	1	46	2.2%	15.3%	16.7%	15.9%
% of FP17s for the same patient ID Re-attending between 3 & 9 months - Children	0	5	0.0%	48.0%	47.3%	58.0%
% of FP17s for the same patient ID Re-attending between 3 & 9 months - Adults	1	46	2.2%	38.2%	38.3%	50.5%
% of FP17s for Band 1 Urgent Courses	0	51	0.0%	10.0%	10.5%	9.0%
% of FP17s Relating to Free Repair or Replacements	0	51	0.0%	0.6%	0.6%	0.8%
% of FP17s Relating to Continuations	0	51	0.0%	0.9%	0.8%	1.1%
% of Patients satisfied with the dentistry they have received	0	0	N/A	90.0%	89.0%	91.5%
% of Patients satisfied with the time they had to wait for an appointment	0	0	N/A	87.4%	84.2%	87.9%

* This is based on patients treated on this contract for their most recent course of treatment. Figures in italics indicate the base number of FP17s or Patient Questionnaire responses are less than 100. N/A is shown where the base number of responses is less than 10 during the period. % is calculated as Quantity/Base number*100

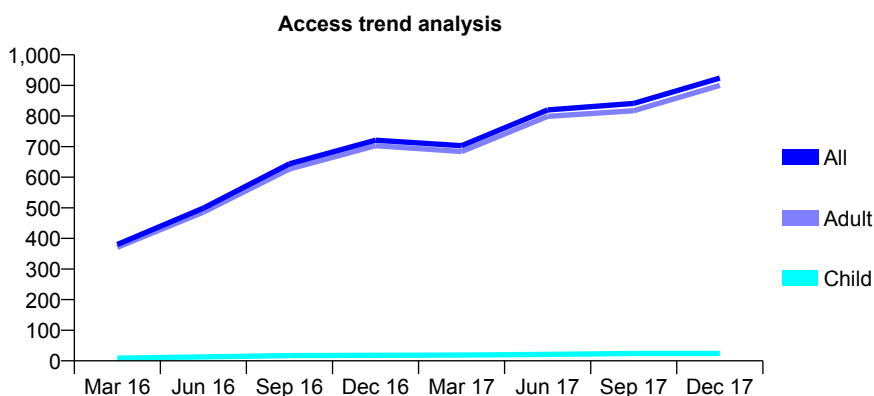
Q63 - Vital Signs At a Glance Contract Report for 674915/0006 - December 2017

Name or company name	MISS P AKHAVAN-TABIB
Contract type name	PDS Contract
Purpose of contract	General
Contract start date	01/09/2010
Contract end date	31/03/2018

17/18 Contracted general activity (UDA)	2,000
Carry forward general activity (UDA)	5
17/18 Contracted orthodontic activity (UOA)	0
Carry forward orthodontic activity (UOA)	0
Baseline contract value	£101,236.64

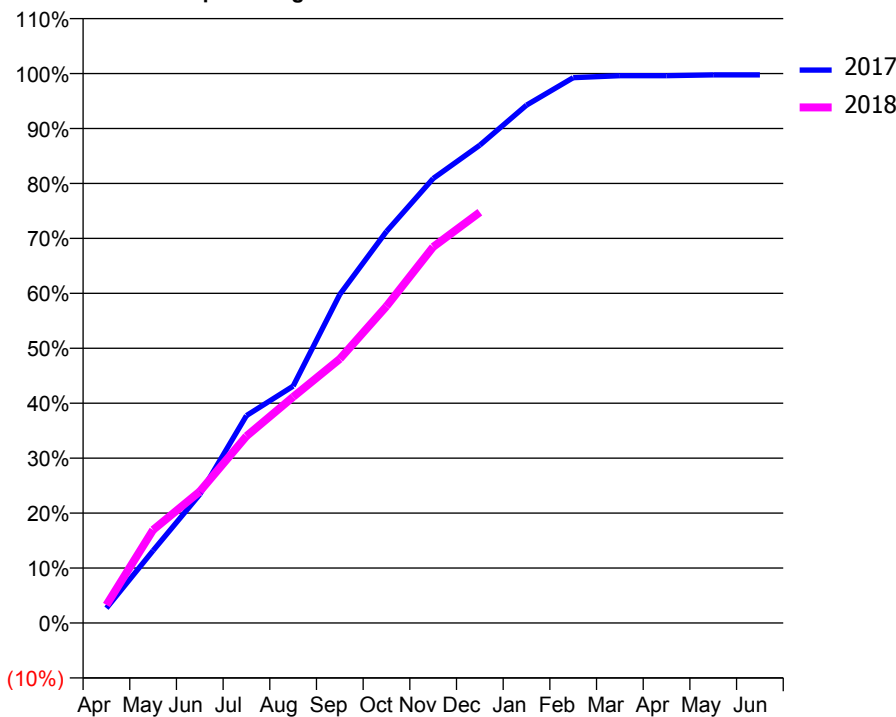
ACCESS*

Patients seen in 24 months	Total	Change since previous quarter
Quarter ending December 2016	721	
Quarter ending March 2017	703	↓
Quarter ending June 2017	820	↑
Quarter ending September 2017	841	↑
Quarter ending December 2017	924	↑
Variance since December 2016	28.2%	↑



ACTIVITY

Cumulative percentage of contracted UDA delivered 2017 & 2018



Month	Adjusted Scheduled Activity (UDA)	
	2017	2018
April	54	66
May	264	339
June	468	479
July	755	680
August	862	823
September	1,196	961
October	1,425	1,153
November	1,618	1,369
December	1,739	1,495
January	1,885	
February	1,985	
March	1,992	
April	1,992	
May	1,995	
June	1,995	

QUALITY

	Quantity	Base Number	Contract	AT	Region	England
% of FP17s for the same patient ID Re-attending within 3 months - Children	0	17	0.0%	10.2%	11.6%	12.0%
% of FP17s for the same patient ID Re-attending within 3 months - Adults	7	609	1.1%	15.3%	16.7%	15.9%
% of FP17s for the same patient ID Re-attending between 3 & 9 months - Children	1	17	5.9%	48.0%	47.3%	58.0%
% of FP17s for the same patient ID Re-attending between 3 & 9 months - Adults	4	609	0.7%	38.2%	38.3%	50.5%
% of FP17s for Band 1 Urgent Courses	0	625	0.0%	10.0%	10.5%	9.0%
% of FP17s Relating to Free Repair or Replacements	0	625	0.0%	0.6%	0.6%	0.8%
% of FP17s Relating to Continuations	0	625	0.0%	0.9%	0.8%	1.1%
% of Patients satisfied with the dentistry they have received	0	0	N/A	90.0%	89.0%	91.5%
% of Patients satisfied with the time they had to wait for an appointment	0	0	N/A	87.4%	84.2%	87.9%

* This is based on patients treated on this contract for their most recent course of treatment. Figures in italics indicate the base number of FP17s or Patient Questionnaire responses are less than 100. N/A is shown where the base number of responses is less than 10 during the period. % is calculated as Quantity/Base number*100

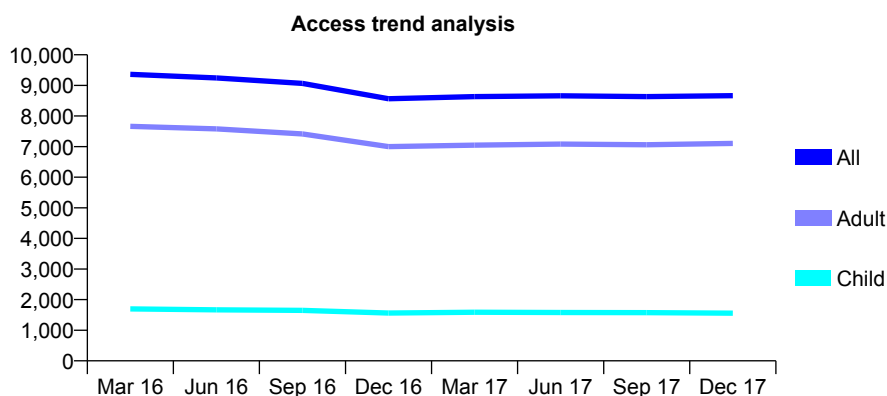
Q63 - Vital Signs At a Glance Contract Report for 675075/0001 - December 2017

Name or company name	MR S SRI RANGANATHAN
Contract type name	GDS Contract
Purpose of contract	General
Contract start date	01/04/2006
Contract end date	

17/18 Contracted general activity (UDA)	30,570
Carry forward general activity (UDA)	0
17/18 Contracted orthodontic activity (UOA)	0
Carry forward orthodontic activity (UOA)	0
Baseline contract value	£861,688.28

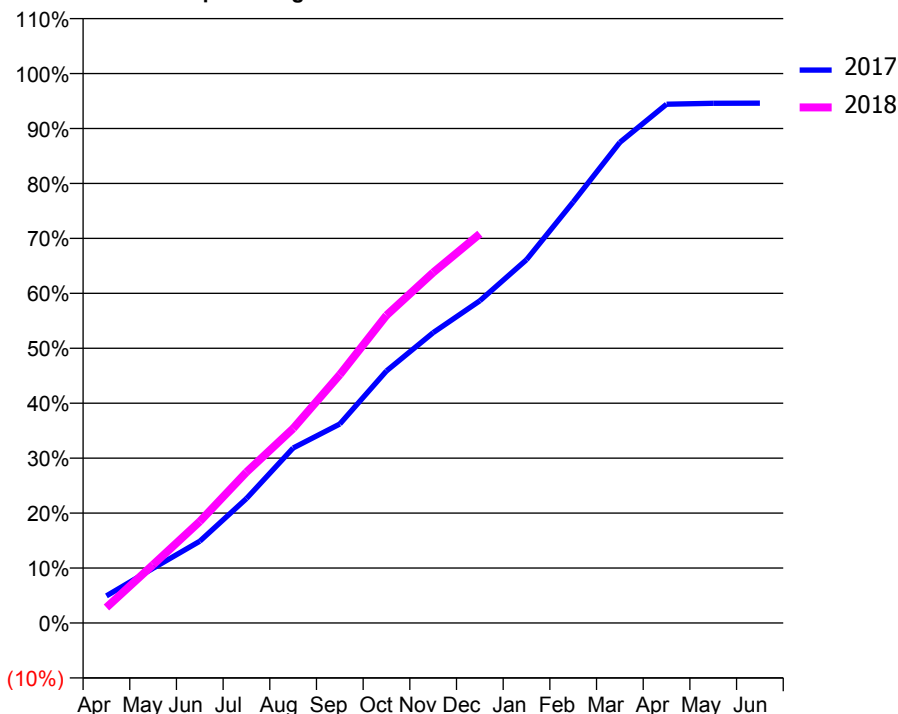
ACCESS*

Patients seen in 24 months	Total	Change since previous quarter
Quarter ending December 2016	8,563	
Quarter ending March 2017	8,636	→
Quarter ending June 2017	8,660	→
Quarter ending September 2017	8,635	→
Quarter ending December 2017	8,663	→
Variance since December 2016	1.2%	→



ACTIVITY

Cumulative percentage of contracted UDA delivered 2017 & 2018



Month	Adjusted Scheduled Activity (UDA)	
	2017	2018
April	1,510	862
May	3,049	3,249
June	4,551	5,653
July	6,923	8,396
August	9,737	10,822
September	11,071	13,818
October	14,025	17,117
November	16,155	19,498
December	17,923	21,651
January	20,213	
February	23,424	
March	26,736	
April	28,858	
May	28,912	
June	28,922	

QUALITY

	Quantity	Base Number	Contract	AT	Region	England
% of FP17s for the same patient ID Re-attending within 3 months - Children	84	1,168	7.2%	10.2%	11.6%	12.0%
% of FP17s for the same patient ID Re-attending within 3 months - Adults	807	5,405	14.9%	15.3%	16.7%	15.9%
% of FP17s for the same patient ID Re-attending between 3 & 9 months - Children	376	1,168	32.2%	48.0%	47.3%	58.0%
% of FP17s for the same patient ID Re-attending between 3 & 9 months - Adults	1,268	5,405	23.5%	38.2%	38.3%	50.5%
% of FP17s for Band 1 Urgent Courses	620	6,001	10.3%	10.0%	10.5%	9.0%
% of FP17s Relating to Free Repair or Replacements	38	6,001	0.6%	0.6%	0.6%	0.8%
% of FP17s Relating to Continuations	149	6,001	2.5%	0.9%	0.8%	1.1%
% of Patients satisfied with the dentistry they have received	18	23	78.3%	90.0%	89.0%	91.5%
% of Patients satisfied with the time they had to wait for an appointment	21	23	91.3%	87.4%	84.2%	87.9%

* This is based on patients treated on this contract for their most recent course of treatment. Figures in italics indicate the base number of FP17s or Patient Questionnaire responses are less than 100. N/A is shown where the base number of responses is less than 10 during the period. % is calculated as Quantity/Base number*100

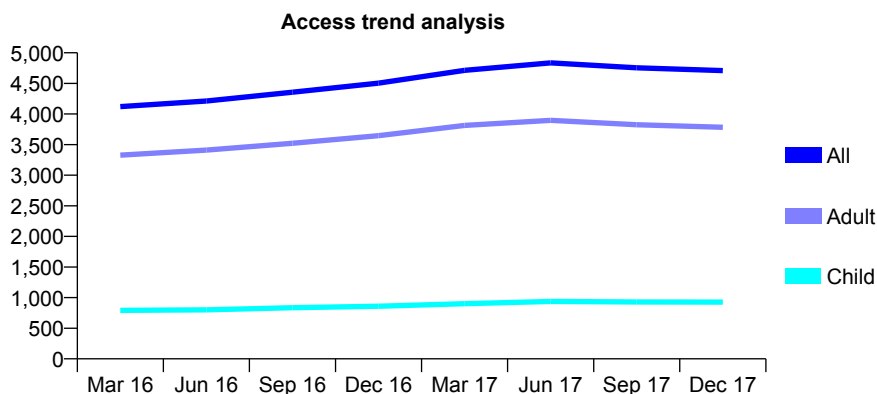
Q63 - Vital Signs At a Glance Contract Report for 675075/0002 - December 2017

Name or company name	MR S SRI RANGANATHAN
Contract type name	GDS Contract
Purpose of contract	General
Contract start date	01/04/2006
Contract end date	

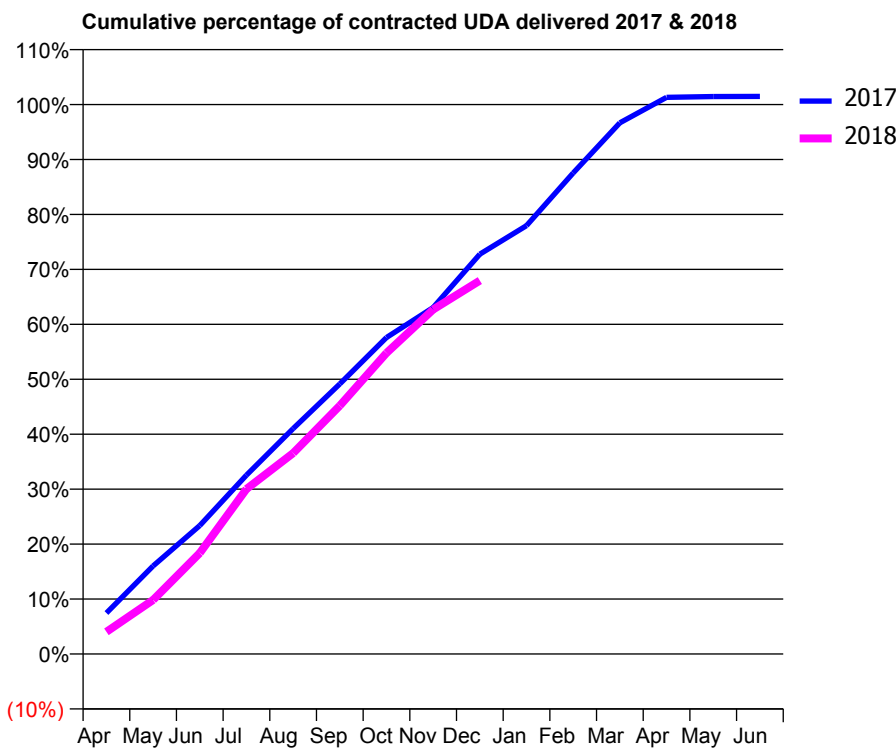
17/18 Contracted general activity (UDA)	11,326
Carry forward general activity (UDA)	-167
17/18 Contracted orthodontic activity (UOA)	0
Carry forward orthodontic activity (UOA)	0
Baseline contract value	£316,532.86

ACCESS*

Patients seen in 24 months	Total	Change since previous quarter
Quarter ending December 2016	4,505	
Quarter ending March 2017	4,713	↑
Quarter ending June 2017	4,835	↑
Quarter ending September 2017	4,754	↓
Quarter ending December 2017	4,709	→
Variance since December 2016	4.5%	↑



ACTIVITY



Month	Adjusted Scheduled Activity (UDA)	
	2017	2018
April	846	457
May	1,815	1,115
June	2,649	2,083
July	3,687	3,402
August	4,648	4,142
September	5,568	5,120
October	6,524	6,206
November	7,143	7,102
December	8,240	7,698
January	8,829	
February	9,916	
March	10,948	
April	11,473	
May	11,490	
June	11,493	

QUALITY

	Quantity	Base Number	Contract	AT	Region	England
% of FP17s for the same patient ID Re-attending within 3 months - Children	57	639	8.9%	10.2%	11.6%	12.0%
% of FP17s for the same patient ID Re-attending within 3 months - Adults	340	2,358	14.4%	15.3%	16.7%	15.9%
% of FP17s for the same patient ID Re-attending between 3 & 9 months - Children	169	639	26.4%	48.0%	47.3%	58.0%
% of FP17s for the same patient ID Re-attending between 3 & 9 months - Adults	479	2,358	20.3%	38.2%	38.3%	50.5%
% of FP17s for Band 1 Urgent Courses	449	2,811	16.0%	10.0%	10.5%	9.0%
% of FP17s Relating to Free Repair or Replacements	6	2,811	0.2%	0.6%	0.6%	0.8%
% of FP17s Relating to Continuations	26	2,811	0.9%	0.9%	0.8%	1.1%
% of Patients satisfied with the dentistry they have received	6	8	N/A	90.0%	89.0%	91.5%
% of Patients satisfied with the time they had to wait for an appointment	6	8	N/A	87.4%	84.2%	87.9%

* This is based on patients treated on this contract for their most recent course of treatment. Figures in italics indicate the base number of FP17s or Patient Questionnaire responses are less than 100. N/A is shown where the base number of responses is less than 10 during the period. % is calculated as Quantity/Base number*100

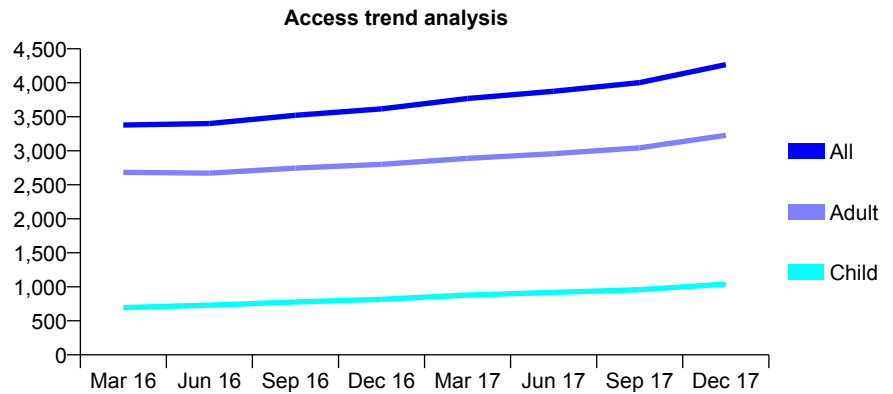
Q63 - Vital Signs At a Glance Contract Report for 676632/0001 - December 2017

Name or company name	MR J HAGHBEDEH
Contract type name	GDS Contract
Purpose of contract	General
Contract start date	01/12/2009
Contract end date	

17/18 Contracted general activity (UDA)	12,477
Carry forward general activity (UDA)	554
17/18 Contracted orthodontic activity (UOA)	0
Carry forward orthodontic activity (UOA)	0
Baseline contract value	£297,380.95

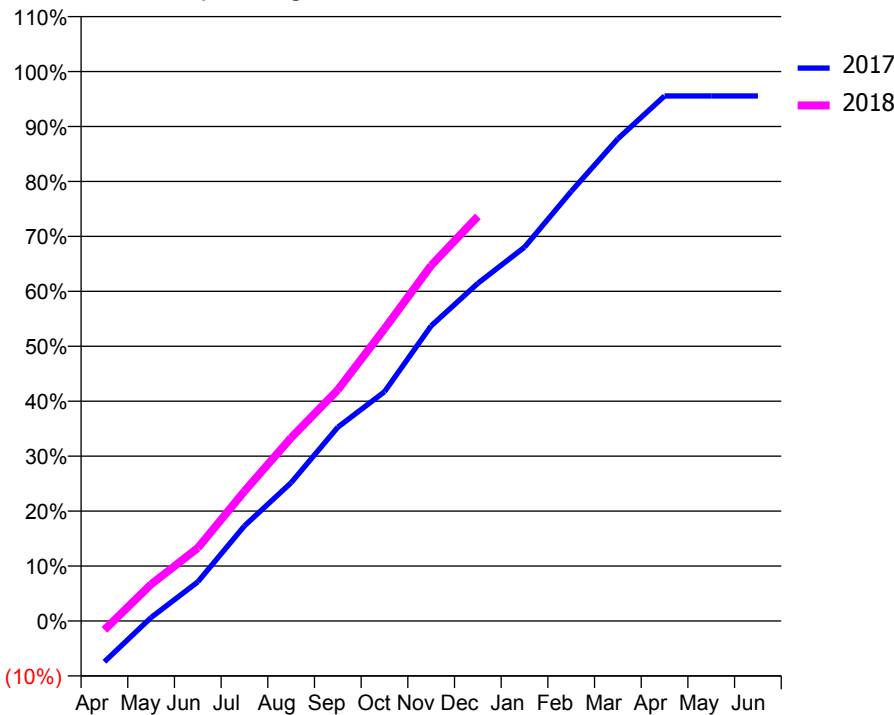
ACCESS*

Patients seen in 24 months	Total	Change since previous quarter
Quarter ending December 2016	3,617	
Quarter ending March 2017	3,769	↑
Quarter ending June 2017	3,876	↑
Quarter ending September 2017	4,002	↑
Quarter ending December 2017	4,268	↑
Variance since December 2016	18.0%	↑



ACTIVITY

Cumulative percentage of contracted UDA delivered 2017 & 2018



Month	Adjusted Scheduled Activity (UDA)	
	2017	2018
April	-927	-204
May	81	834
June	888	1,659
July	2,159	2,948
August	3,143	4,163
September	4,402	5,250
October	5,206	6,636
November	6,703	8,074
December	7,668	9,187
January	8,487	
February	9,754	
March	10,951	
April	11,922	
May	11,923	
June	11,923	

QUALITY

	Quantity	Base Number	Contract	AT	Region	England
% of FP17s for the same patient ID Re-attending within 3 months - Children	105	1,161	9.0%	10.2%	11.6%	12.0%
% of FP17s for the same patient ID Re-attending within 3 months - Adults	644	3,527	18.3%	15.3%	16.7%	15.9%
% of FP17s for the same patient ID Re-attending between 3 & 9 months - Children	612	1,161	52.7%	48.0%	47.3%	58.0%
% of FP17s for the same patient ID Re-attending between 3 & 9 months - Adults	1,670	3,527	47.3%	38.2%	38.3%	50.5%
% of FP17s for Band 1 Urgent Courses	532	4,388	12.1%	10.0%	10.5%	9.0%
% of FP17s Relating to Free Repair or Replacements	44	4,388	1.0%	0.6%	0.6%	0.8%
% of FP17s Relating to Continuations	84	4,388	1.9%	0.9%	0.8%	1.1%
% of Patients satisfied with the dentistry they have received	6	6	N/A	90.0%	89.0%	91.5%
% of Patients satisfied with the time they had to wait for an appointment	6	6	N/A	87.4%	84.2%	87.9%

* This is based on patients treated on this contract for their most recent course of treatment. Figures in italics indicate the base number of FP17s or Patient Questionnaire responses are less than 100. N/A is shown where the base number of responses is less than 10 during the period. % is calculated as Quantity/Base number*100

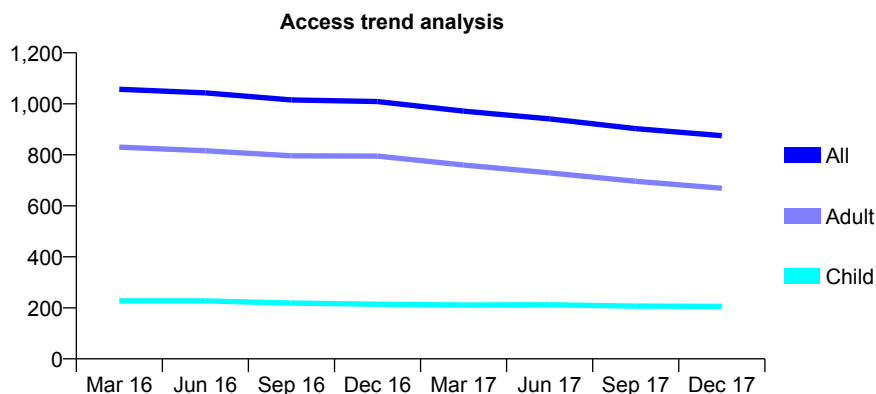
Q63 - Vital Signs At a Glance Contract Report for 677051/0001 - December 2017

Name or company name	MR R FARZAD
Contract type name	GDS Contract
Purpose of contract	General
Contract start date	01/04/2006
Contract end date	

17/18 Contracted general activity (UDA)	5,121
Carry forward general activity (UDA)	-8
17/18 Contracted orthodontic activity (UOA)	0
Carry forward orthodontic activity (UOA)	0
Baseline contract value	£210,863.47

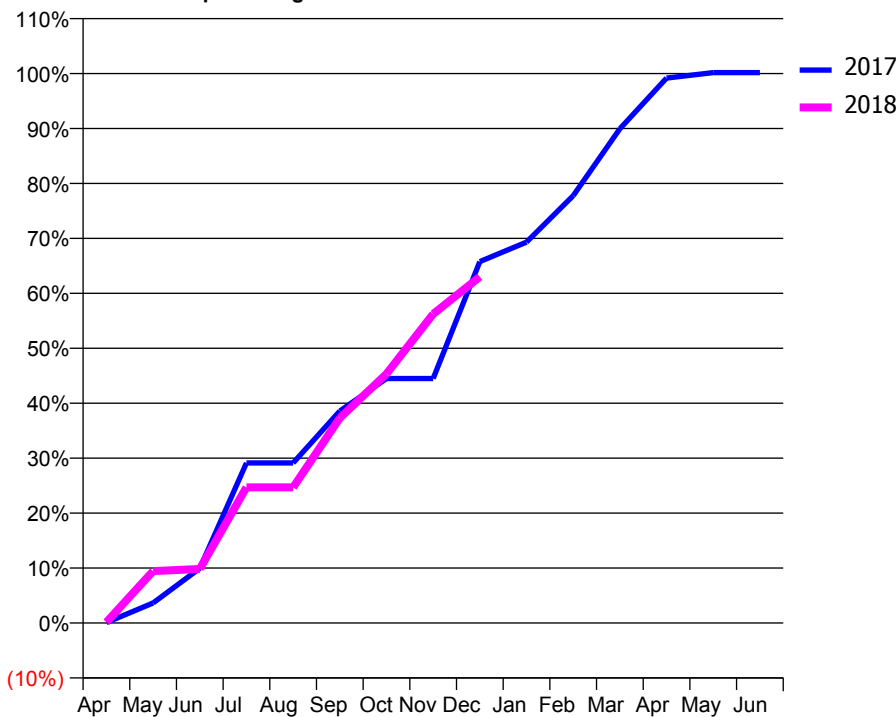
ACCESS*

Patients seen in 24 months	Total	Change since previous quarter
Quarter ending December 2016	1,009	
Quarter ending March 2017	971	↓
Quarter ending June 2017	941	↓
Quarter ending September 2017	903	↓
Quarter ending December 2017	875	↓
Variance since December 2016	(13.3%)	↓



ACTIVITY

Cumulative percentage of contracted UDA delivered 2017 & 2018



Month	Adjusted Scheduled Activity (UDA)	
	2017	2018
April	4	8
May	187	484
June	510	504
July	1,492	1,264
August	1,492	1,264
September	1,975	1,911
October	2,279	2,322
November	2,279	2,880
December	3,368	3,226
January	3,550	
February	3,982	
March	4,606	
April	5,079	
May	5,129	
June	5,129	

QUALITY

	Quantity	Base Number	Contract	AT	Region	England
% of FP17s for the same patient ID Re-attending within 3 months - Children	33	223	14.8%	10.2%	11.6%	12.0%
% of FP17s for the same patient ID Re-attending within 3 months - Adults	91	505	18.0%	15.3%	16.7%	15.9%
% of FP17s for the same patient ID Re-attending between 3 & 9 months - Children	96	223	43.0%	48.0%	47.3%	58.0%
% of FP17s for the same patient ID Re-attending between 3 & 9 months - Adults	162	505	32.1%	38.2%	38.3%	50.5%
% of FP17s for Band 1 Urgent Courses	57	642	8.9%	10.0%	10.5%	9.0%
% of FP17s Relating to Free Repair or Replacements	2	642	0.3%	0.6%	0.6%	0.8%
% of FP17s Relating to Continuations	3	642	0.5%	0.9%	0.8%	1.1%
% of Patients satisfied with the dentistry they have received	1	1	N/A	90.0%	89.0%	91.5%
% of Patients satisfied with the time they had to wait for an appointment	1	1	N/A	87.4%	84.2%	87.9%

* This is based on patients treated on this contract for their most recent course of treatment. Figures in italics indicate the base number of FP17s or Patient Questionnaire responses are less than 100. N/A is shown where the base number of responses is less than 10 during the period. % is calculated as Quantity/Base number*100

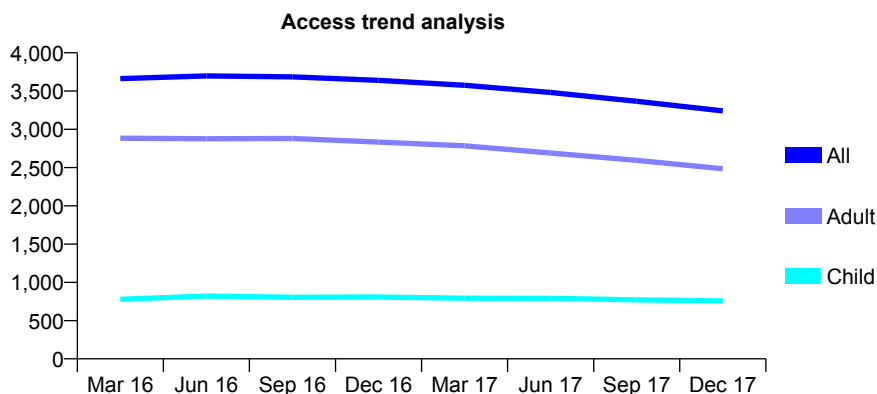
Q63 - Vital Signs At a Glance Contract Report for 677191/0001 - December 2017

Name or company name	Styliani Styliou and Raman Sandhu
Contract type name	GDS Contract
Purpose of contract	General
Contract start date	01/01/2012
Contract end date	

17/18 Contracted general activity (UDA)	11,285
Carry forward general activity (UDA)	-30
17/18 Contracted orthodontic activity (UOA)	0
Carry forward orthodontic activity (UOA)	0
Baseline contract value	£258,043.34

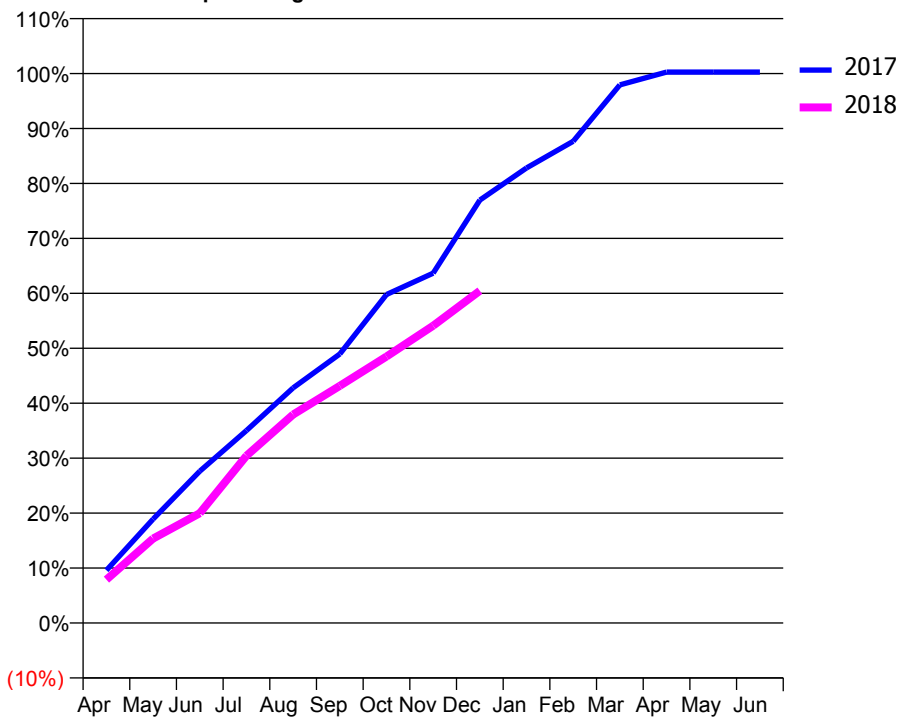
ACCESS*

Patients seen in 24 months	Total	Change since previous quarter
Quarter ending December 2016	3,640	
Quarter ending March 2017	3,576	↓
Quarter ending June 2017	3,482	↓
Quarter ending September 2017	3,367	↓
Quarter ending December 2017	3,241	↓
Variance since December 2016	(11.0%)	↓



ACTIVITY

Cumulative percentage of contracted UDA delivered 2017 & 2018



Month	Adjusted Scheduled Activity (UDA)	
	2017	2018
April	1,082	892
May	2,134	1,735
June	3,118	2,256
July	3,953	3,437
August	4,829	4,283
September	5,526	4,871
October	6,746	5,472
November	7,185	6,105
December	8,684	6,824
January	9,346	
February	9,893	
March	11,051	
April	11,315	
May	11,315	
June	11,315	

QUALITY

	Quantity	Base Number	Contract	AT	Region	England
% of FP17s for the same patient ID Re-attending within 3 months - Children	74	756	9.8%	10.2%	11.6%	12.0%
% of FP17s for the same patient ID Re-attending within 3 months - Adults	611	2,415	25.3%	15.3%	16.7%	15.9%
% of FP17s for the same patient ID Re-attending between 3 & 9 months - Children	319	756	42.2%	48.0%	47.3%	58.0%
% of FP17s for the same patient ID Re-attending between 3 & 9 months - Adults	973	2,415	40.3%	38.2%	38.3%	50.5%
% of FP17s for Band 1 Urgent Courses	557	3,052	18.3%	10.0%	10.5%	9.0%
% of FP17s Relating to Free Repair or Replacements	12	3,052	0.4%	0.6%	0.6%	0.8%
% of FP17s Relating to Continuations	32	3,052	1.0%	0.9%	0.8%	1.1%
% of Patients satisfied with the dentistry they have received	3	3	N/A	90.0%	89.0%	91.5%
% of Patients satisfied with the time they had to wait for an appointment	2	3	N/A	87.4%	84.2%	87.9%

* This is based on patients treated on this contract for their most recent course of treatment. Figures in italics indicate the base number of FP17s or Patient Questionnaire responses are less than 100. N/A is shown where the base number of responses is less than 10 during the period. % is calculated as Quantity/Base number*100

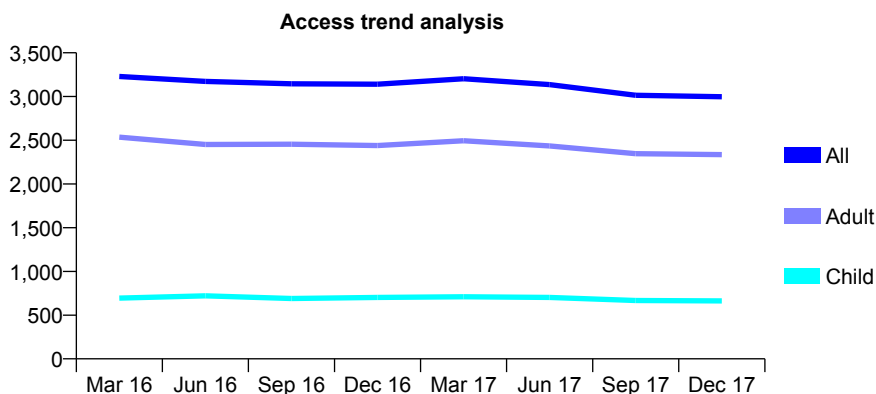
Q63 - Vital Signs At a Glance Contract Report for 677213/0001 - December 2017

Name or company name	MRS F FEKRAZAD
Contract type name	GDS Contract
Purpose of contract	General
Contract start date	01/04/2006
Contract end date	

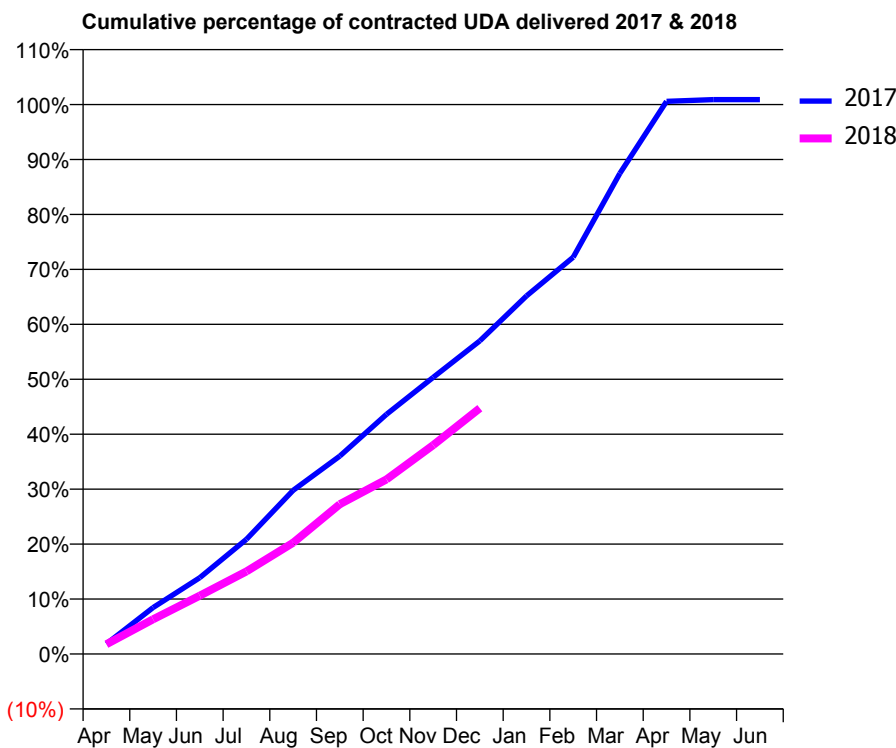
17/18 Contracted general activity (UDA)	12,767
Carry forward general activity (UDA)	-115
17/18 Contracted orthodontic activity (UOA)	0
Carry forward orthodontic activity (UOA)	0
Baseline contract value	£358,480.45

ACCESS*

Patients seen in 24 months	Total	Change since previous quarter
Quarter ending December 2016	3,141	
Quarter ending March 2017	3,204	↑
Quarter ending June 2017	3,136	↓
Quarter ending September 2017	3,014	↓
Quarter ending December 2017	2,997	→
Variance since December 2016	(4.6%)	↓



ACTIVITY



Month	Adjusted Scheduled Activity (UDA)	
	2017	2018
April	237	229
May	1,079	808
June	1,774	1,355
July	2,667	1,918
August	3,802	2,584
September	4,599	3,480
October	5,569	4,057
November	6,426	4,853
December	7,276	5,711
January	8,321	
February	9,220	
March	11,168	
April	12,840	
May	12,882	
June	12,882	

QUALITY

	Quantity	Base Number	Contract	AT	Region	England
% of FP17s for the same patient ID Re-attending within 3 months - Children	13	441	2.9%	10.2%	11.6%	12.0%
% of FP17s for the same patient ID Re-attending within 3 months - Adults	98	1,642	6.0%	15.3%	16.7%	15.9%
% of FP17s for the same patient ID Re-attending between 3 & 9 months - Children	144	441	32.7%	48.0%	47.3%	58.0%
% of FP17s for the same patient ID Re-attending between 3 & 9 months - Adults	724	1,642	44.1%	38.2%	38.3%	50.5%
% of FP17s for Band 1 Urgent Courses	84	1,789	4.7%	10.0%	10.5%	9.0%
% of FP17s Relating to Free Repair or Replacements	0	1,789	0.0%	0.6%	0.6%	0.8%
% of FP17s Relating to Continuations	2	1,789	0.1%	0.9%	0.8%	1.1%
% of Patients satisfied with the dentistry they have received	2	2	N/A	90.0%	89.0%	91.5%
% of Patients satisfied with the time they had to wait for an appointment	2	2	N/A	87.4%	84.2%	87.9%

* This is based on patients treated on this contract for their most recent course of treatment. Figures in italics indicate the base number of FP17s or Patient Questionnaire responses are less than 100. N/A is shown where the base number of responses is less than 10 during the period. % is calculated as Quantity/Base number*100

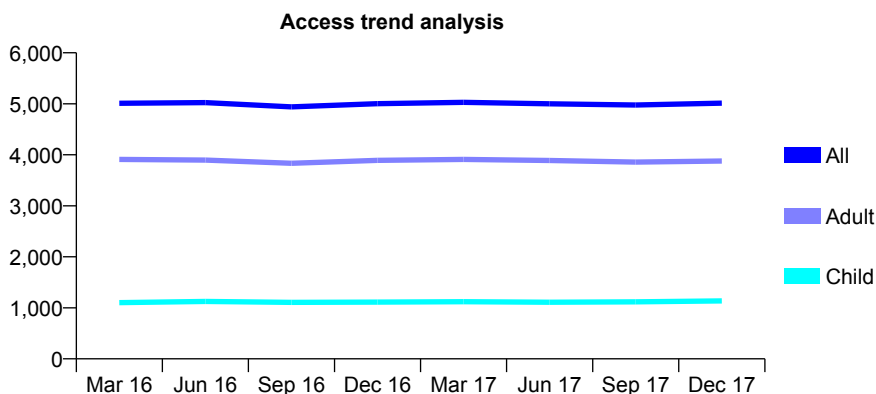
Q63 - Vital Signs At a Glance Contract Report for 679003/0001 - December 2017

Name or company name	MRS M JAHANGIRI
Contract type name	GDS Contract
Purpose of contract	General
Contract start date	01/04/2006
Contract end date	

17/18 Contracted general activity (UDA)	18,534
Carry forward general activity (UDA)	0
17/18 Contracted orthodontic activity (UOA)	0
Carry forward orthodontic activity (UOA)	0
Baseline contract value	£610,495.59

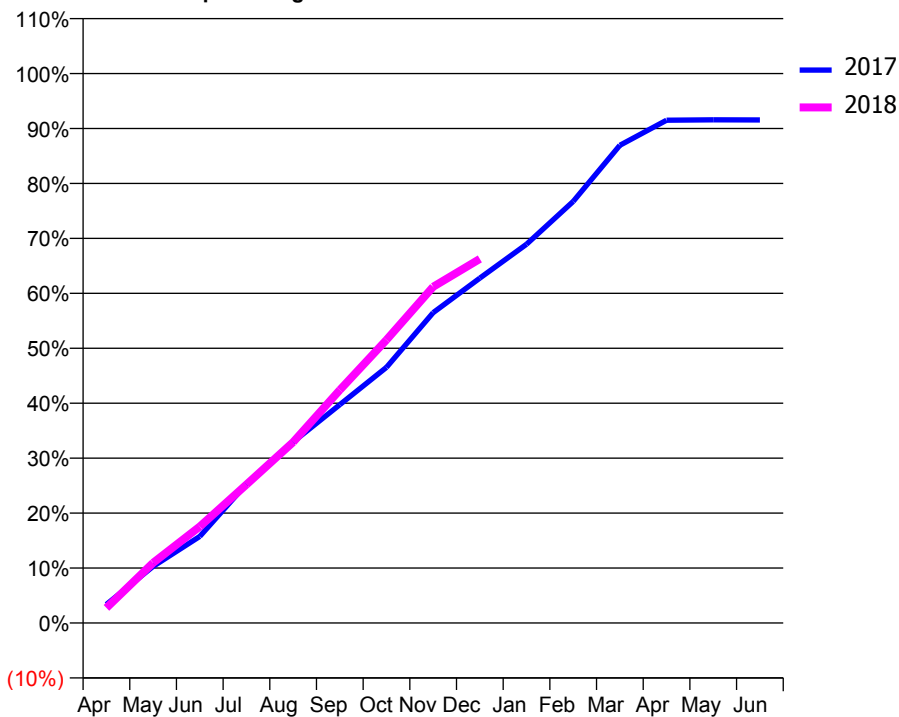
ACCESS*

Patients seen in 24 months	Total	Change since previous quarter
Quarter ending December 2016	5,003	
Quarter ending March 2017	5,028	→
Quarter ending June 2017	5,001	→
Quarter ending September 2017	4,976	→
Quarter ending December 2017	5,013	→
Variance since December 2016	0.2%	→



ACTIVITY

Cumulative percentage of contracted UDA delivered 2017 & 2018



Month	Adjusted Scheduled Activity (UDA)	
	2017	2018
April	626	512
May	1,911	2,029
June	2,923	3,253
July	4,688	4,672
August	6,106	6,102
September	7,364	7,862
October	8,625	9,552
November	10,467	11,340
December	11,635	12,279
January	12,776	
February	14,221	
March	16,112	
April	16,958	
May	16,970	
June	16,969	

QUALITY

	Quantity	Base Number	Contract	AT	Region	England
% of FP17s for the same patient ID Re-attending within 3 months - Children	81	1,154	7.0%	10.2%	11.6%	12.0%
% of FP17s for the same patient ID Re-attending within 3 months - Adults	598	3,822	15.6%	15.3%	16.7%	15.9%
% of FP17s for the same patient ID Re-attending between 3 & 9 months - Children	678	1,154	58.8%	48.0%	47.3%	58.0%
% of FP17s for the same patient ID Re-attending between 3 & 9 months - Adults	1,875	3,822	49.1%	38.2%	38.3%	50.5%
% of FP17s for Band 1 Urgent Courses	449	4,658	9.6%	10.0%	10.5%	9.0%
% of FP17s Relating to Free Repair or Replacements	26	4,658	0.6%	0.6%	0.6%	0.8%
% of FP17s Relating to Continuations	88	4,658	1.9%	0.9%	0.8%	1.1%
% of Patients satisfied with the dentistry they have received	5	5	N/A	90.0%	89.0%	91.5%
% of Patients satisfied with the time they had to wait for an appointment	5	5	N/A	87.4%	84.2%	87.9%

* This is based on patients treated on this contract for their most recent course of treatment. Figures in italics indicate the base number of FP17s or Patient Questionnaire responses are less than 100. N/A is shown where the base number of responses is less than 10 during the period. % is calculated as Quantity/Base number*100

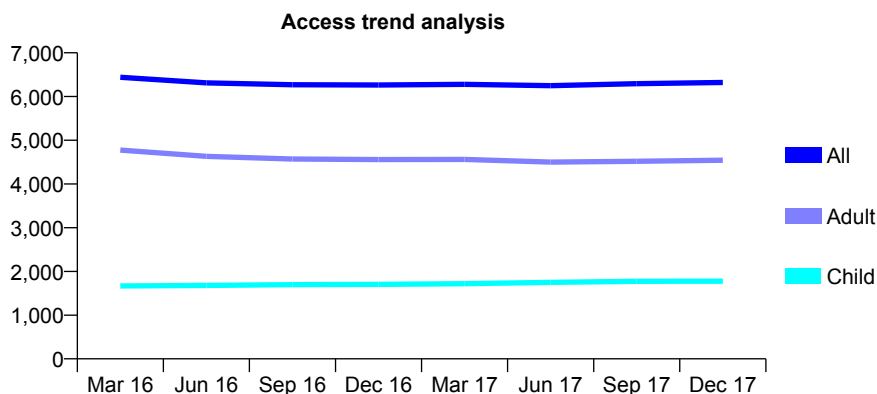
Q63 - Vital Signs At a Glance Contract Report for 682144/0001 - December 2017

Name or company name	MR AA DADASHIAN
Contract type name	GDS Contract
Purpose of contract	General
Contract start date	01/04/2006
Contract end date	

17/18 Contracted general activity (UDA)	24,000
Carry forward general activity (UDA)	0
17/18 Contracted orthodontic activity (UOA)	0
Carry forward orthodontic activity (UOA)	0
Baseline contract value	£664,251.32

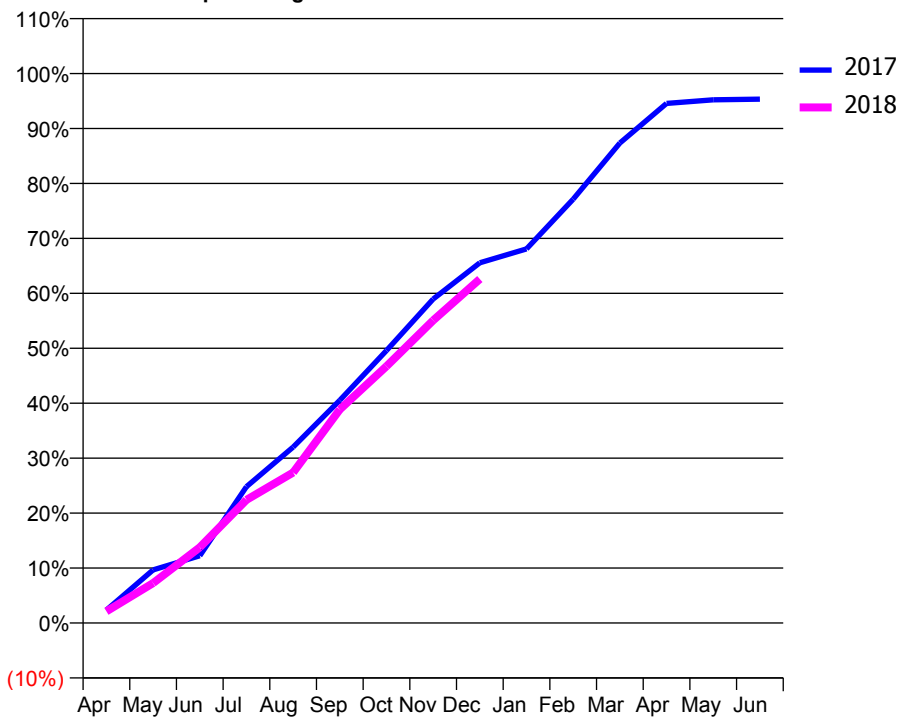
ACCESS*

Patients seen in 24 months	Total	Change since previous quarter
Quarter ending December 2016	6,263	
Quarter ending March 2017	6,280	→
Quarter ending June 2017	6,249	→
Quarter ending September 2017	6,293	→
Quarter ending December 2017	6,320	→
Variance since December 2016	0.9%	→



ACTIVITY

Cumulative percentage of contracted UDA delivered 2017 & 2018



Month	Adjusted Scheduled Activity (UDA)	
	2017	2018
April	566	508
May	2,322	1,742
June	2,940	3,307
July	5,954	5,378
August	7,687	6,570
September	9,730	9,325
October	11,900	11,214
November	14,147	13,219
December	15,736	15,025
January	16,340	
February	18,515	
March	20,961	
April	22,692	
May	22,849	
June	22,880	

QUALITY

	Quantity	Base Number	Contract	AT	Region	England
% of FP17s for the same patient ID Re-attending within 3 months - Children	97	1,527	6.4%	10.2%	11.6%	12.0%
% of FP17s for the same patient ID Re-attending within 3 months - Adults	365	3,455	10.6%	15.3%	16.7%	15.9%
% of FP17s for the same patient ID Re-attending between 3 & 9 months - Children	520	1,527	34.1%	48.0%	47.3%	58.0%
% of FP17s for the same patient ID Re-attending between 3 & 9 months - Adults	925	3,455	26.8%	38.2%	38.3%	50.5%
% of FP17s for Band 1 Urgent Courses	468	4,576	10.2%	10.0%	10.5%	9.0%
% of FP17s Relating to Free Repair or Replacements	10	4,576	0.2%	0.6%	0.6%	0.8%
% of FP17s Relating to Continuations	20	4,576	0.4%	0.9%	0.8%	1.1%
% of Patients satisfied with the dentistry they have received	6	7	N/A	90.0%	89.0%	91.5%
% of Patients satisfied with the time they had to wait for an appointment	6	7	N/A	87.4%	84.2%	87.9%

* This is based on patients treated on this contract for their most recent course of treatment. Figures in italics indicate the base number of FP17s or Patient Questionnaire responses are less than 100. N/A is shown where the base number of responses is less than 10 during the period. % is calculated as Quantity/Base number*100

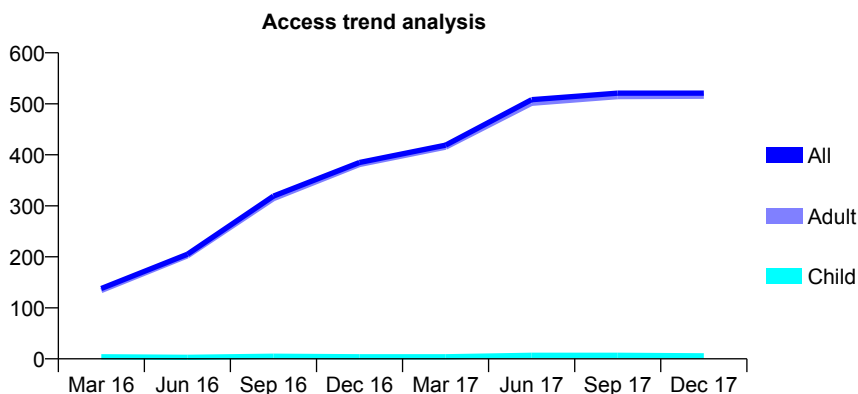
Q63 - Vital Signs At a Glance Contract Report for 682144/0002 - December 2017

Name or company name	MR AA DADASHIAN
Contract type name	PDS Contract
Purpose of contract	General
Contract start date	01/04/2011
Contract end date	31/03/2018

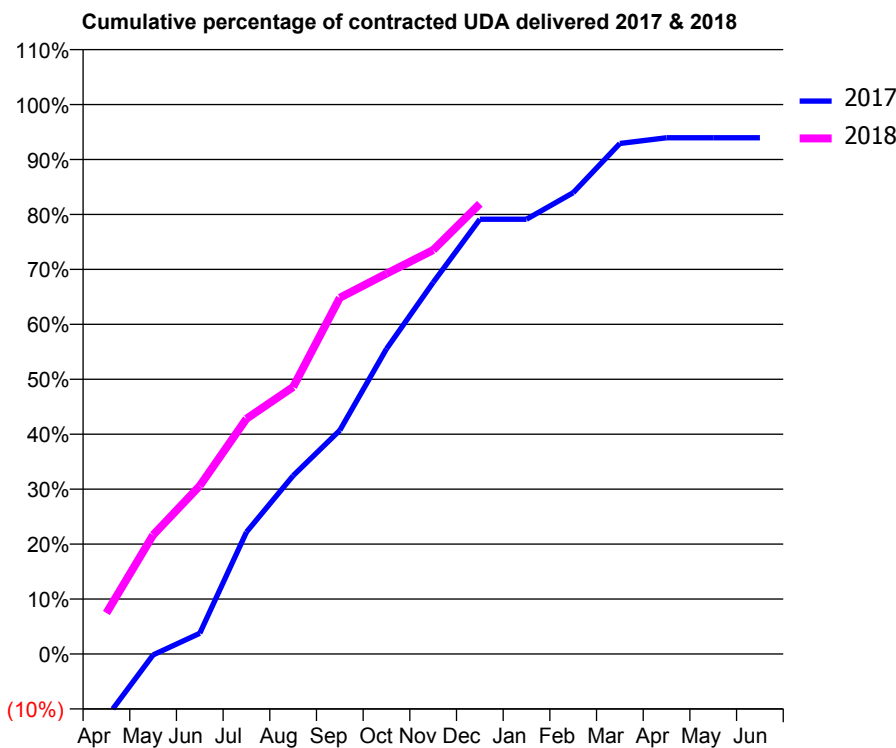
17/18 Contracted general activity (UDA)	1,140
Carry forward general activity (UDA)	0
17/18 Contracted orthodontic activity (UOA)	0
Carry forward orthodontic activity (UOA)	0
Baseline contract value	£55,849.81

ACCESS*

Patients seen in 24 months	Total	Change since previous quarter
Quarter ending December 2016	385	
Quarter ending March 2017	419	↑
Quarter ending June 2017	508	↑
Quarter ending September 2017	521	↑
Quarter ending December 2017	521	→
Variance since December 2016	35.3%	↑



ACTIVITY



Month	Adjusted Scheduled Activity (UDA)	
	2017	2018
April	-132	85
May	-2	247
June	43	349
July	253	488
August	370	554
September	464	739
October	633	789
November	771	838
December	902	934
January	902	
February	957	
March	1,059	
April	1,071	
May	1,071	
June	1,071	

QUALITY

	Quantity	Base Number	Contract	AT	Region	England
% of FP17s for the same patient ID Re-attending within 3 months - Children	0	3	0.0%	10.2%	11.6%	12.0%
% of FP17s for the same patient ID Re-attending within 3 months - Adults	0	324	0.0%	15.3%	16.7%	15.9%
% of FP17s for the same patient ID Re-attending between 3 & 9 months - Children	0	3	0.0%	48.0%	47.3%	58.0%
% of FP17s for the same patient ID Re-attending between 3 & 9 months - Adults	0	324	0.0%	38.2%	38.3%	50.5%
% of FP17s for Band 1 Urgent Courses	0	323	0.0%	10.0%	10.5%	9.0%
% of FP17s Relating to Free Repair or Replacements	0	323	0.0%	0.6%	0.6%	0.8%
% of FP17s Relating to Continuations	0	323	0.0%	0.9%	0.8%	1.1%
% of Patients satisfied with the dentistry they have received	0	0	N/A	90.0%	89.0%	91.5%
% of Patients satisfied with the time they had to wait for an appointment	0	0	N/A	87.4%	84.2%	87.9%

* This is based on patients treated on this contract for their most recent course of treatment. Figures in italics indicate the base number of FP17s or Patient Questionnaire responses are less than 100. N/A is shown where the base number of responses is less than 10 during the period. % is calculated as Quantity/Base number*100

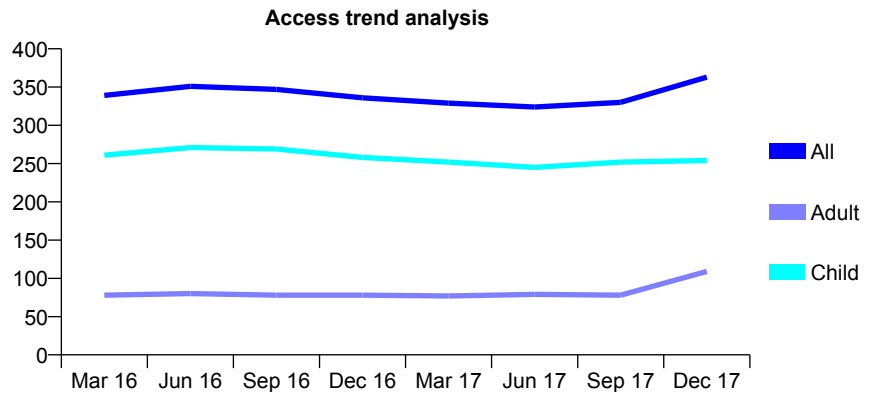
Q63 - Vital Signs At a Glance Contract Report for 684864/0001 - December 2017

Name or company name	MR P BOAMAH
Contract type name	GDS Contract
Purpose of contract	General
Contract start date	01/05/2009
Contract end date	

17/18 Contracted general activity (UDA)	799
Carry forward general activity (UDA)	0
17/18 Contracted orthodontic activity (UOA)	0
Carry forward orthodontic activity (UOA)	0
Baseline contract value	£17,004.41

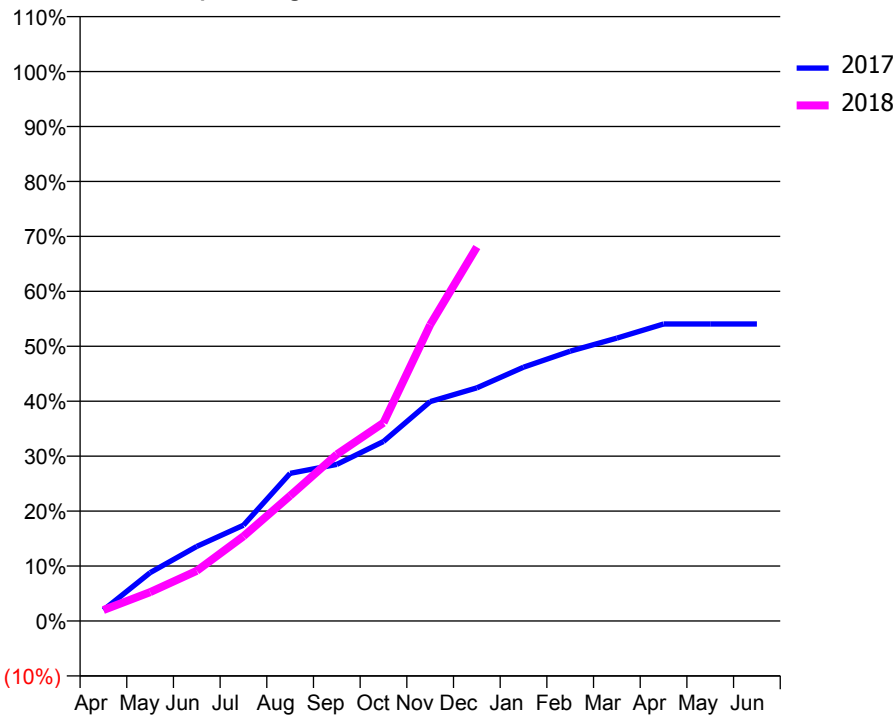
ACCESS*

Patients seen in 24 months	Total	Change since previous quarter
Quarter ending December 2016	336	
Quarter ending March 2017	329	↓
Quarter ending June 2017	324	↓
Quarter ending September 2017	330	→
Quarter ending December 2017	363	↑
Variance since December 2016	8.0%	↑



ACTIVITY

Cumulative percentage of contracted UDA delivered 2017 & 2018



Month	Adjusted Scheduled Activity (UDA)	
	2017	2018
April	16	16
May	70	42
June	108	73
July	139	123
August	215	182
September	228	242
October	261	288
November	319	431
December	339	544
January	369	
February	392	
March	411	
April	432	
May	432	
June	432	

QUALITY

	Quantity	Base Number	Contract	AT	Region	England
% of FP17s for the same patient ID Re-attending within 3 months - Children	7	209	3.3%	10.2%	11.6%	12.0%
% of FP17s for the same patient ID Re-attending within 3 months - Adults	1	74	1.4%	15.3%	16.7%	15.9%
% of FP17s for the same patient ID Re-attending between 3 & 9 months - Children	47	209	22.5%	48.0%	47.3%	58.0%
% of FP17s for the same patient ID Re-attending between 3 & 9 months - Adults	4	74	5.4%	38.2%	38.3%	50.5%
% of FP17s for Band 1 Urgent Courses	4	269	1.5%	10.0%	10.5%	9.0%
% of FP17s Relating to Free Repair or Replacements	0	269	0.0%	0.6%	0.6%	0.8%
% of FP17s Relating to Continuations	0	269	0.0%	0.9%	0.8%	1.1%
% of Patients satisfied with the dentistry they have received	0	0	N/A	90.0%	89.0%	91.5%
% of Patients satisfied with the time they had to wait for an appointment	0	0	N/A	87.4%	84.2%	87.9%

* This is based on patients treated on this contract for their most recent course of treatment. Figures in italics indicate the base number of FP17s or Patient Questionnaire responses are less than 100. N/A is shown where the base number of responses is less than 10 during the period. % is calculated as Quantity/Base number*100

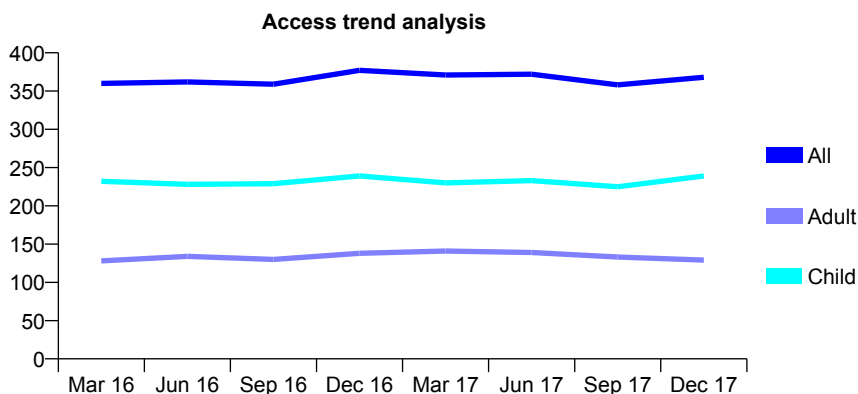
Q63 - Vital Signs At a Glance Contract Report for 687219/0001 - December 2017

Name or company name	MR AA ZAIDI
Contract type name	GDS Contract
Purpose of contract	General
Contract start date	01/09/2007
Contract end date	

17/18 Contracted general activity (UDA)	1,104
Carry forward general activity (UDA)	5
17/18 Contracted orthodontic activity (UOA)	0
Carry forward orthodontic activity (UOA)	0
Baseline contract value	£26,321.69

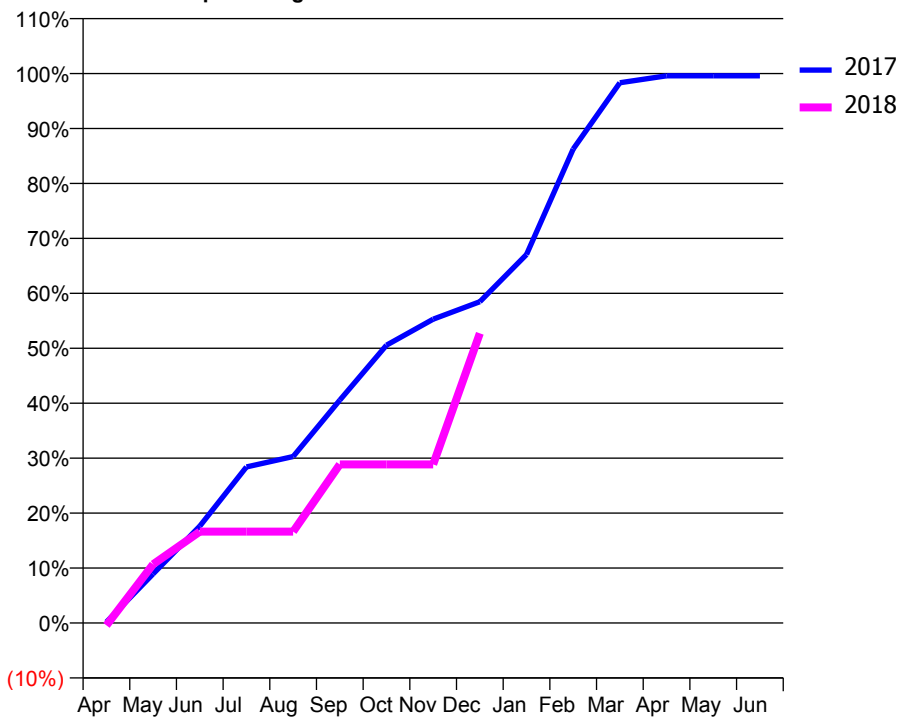
ACCESS*

Patients seen in 24 months	Total	Change since previous quarter
Quarter ending December 2016	377	
Quarter ending March 2017	371	↓
Quarter ending June 2017	372	→
Quarter ending September 2017	358	↓
Quarter ending December 2017	368	↑
Variance since December 2016	(2.4%)	↓



ACTIVITY

Cumulative percentage of contracted UDA delivered 2017 & 2018



Month	Adjusted Scheduled Activity (UDA)	
	2017	2018
April	2	-5
May	99	118
June	195	184
July	314	184
August	335	184
September	448	319
October	558	319
November	610	319
December	645	582
January	740	
February	952	
March	1,085	
April	1,099	
May	1,099	
June	1,099	

QUALITY

	Quantity	Base Number	Contract	AT	Region	England
% of FP17s for the same patient ID Re-attending within 3 months - Children	8	185	4.3%	10.2%	11.6%	12.0%
% of FP17s for the same patient ID Re-attending within 3 months - Adults	6	77	7.8%	15.3%	16.7%	15.9%
% of FP17s for the same patient ID Re-attending between 3 & 9 months - Children	66	185	35.7%	48.0%	47.3%	58.0%
% of FP17s for the same patient ID Re-attending between 3 & 9 months - Adults	31	77	40.3%	38.2%	38.3%	50.5%
% of FP17s for Band 1 Urgent Courses	5	256	2.0%	10.0%	10.5%	9.0%
% of FP17s Relating to Free Repair or Replacements	0	256	0.0%	0.6%	0.6%	0.8%
% of FP17s Relating to Continuations	0	256	0.0%	0.9%	0.8%	1.1%
% of Patients satisfied with the dentistry they have received	0	0	N/A	90.0%	89.0%	91.5%
% of Patients satisfied with the time they had to wait for an appointment	0	0	N/A	87.4%	84.2%	87.9%

* This is based on patients treated on this contract for their most recent course of treatment. Figures in italics indicate the base number of FP17s or Patient Questionnaire responses are less than 100. N/A is shown where the base number of responses is less than 10 during the period. % is calculated as Quantity/Base number*100

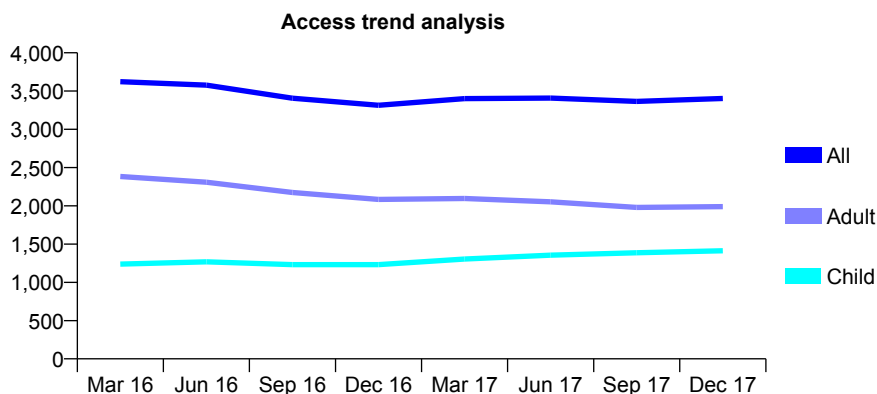
Q63 - Vital Signs At a Glance Contract Report for 689416/0001 - December 2017

Name or company name	MR MB PATEL
Contract type name	GDS Contract
Purpose of contract	General
Contract start date	01/07/2007
Contract end date	

17/18 Contracted general activity (UDA)	8,500
Carry forward general activity (UDA)	482
17/18 Contracted orthodontic activity (UOA)	0
Carry forward orthodontic activity (UOA)	0
Baseline contract value	£211,583.46

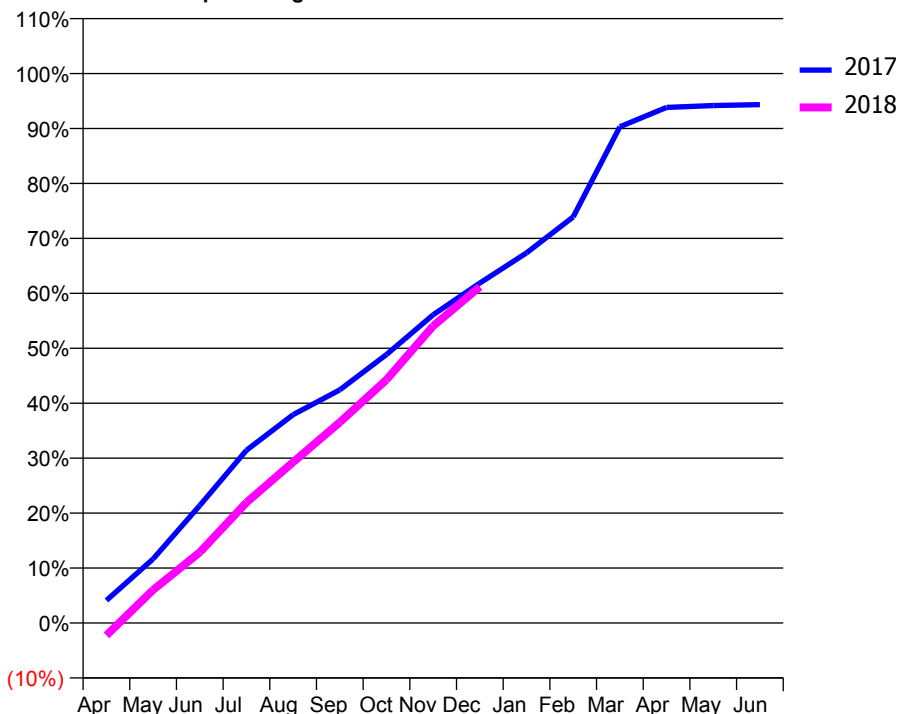
ACCESS*

Patients seen in 24 months	Total	Change since previous quarter
Quarter ending December 2016	3,314	
Quarter ending March 2017	3,401	↑
Quarter ending June 2017	3,408	→
Quarter ending September 2017	3,365	↓
Quarter ending December 2017	3,403	→
Variance since December 2016	2.7%	↑



ACTIVITY

Cumulative percentage of contracted UDA delivered 2017 & 2018



Month	Adjusted Scheduled Activity (UDA)	
	2017	2018
April	349	-194
May	992	512
June	1,818	1,095
July	2,673	1,863
August	3,223	2,488
September	3,607	3,105
October	4,153	3,762
November	4,769	4,594
December	5,258	5,202
January	5,724	
February	6,282	
March	7,675	
April	7,976	
May	8,004	
June	8,018	

QUALITY

	Quantity	Base Number	Contract	AT	Region	England
% of FP17s for the same patient ID Re-attending within 3 months - Children	94	1,374	6.8%	10.2%	11.6%	12.0%
% of FP17s for the same patient ID Re-attending within 3 months - Adults	144	1,506	9.6%	15.3%	16.7%	15.9%
% of FP17s for the same patient ID Re-attending between 3 & 9 months - Children	592	1,374	43.1%	48.0%	47.3%	58.0%
% of FP17s for the same patient ID Re-attending between 3 & 9 months - Adults	532	1,506	35.3%	38.2%	38.3%	50.5%
% of FP17s for Band 1 Urgent Courses	267	2,721	9.8%	10.0%	10.5%	9.0%
% of FP17s Relating to Free Repair or Replacements	1	2,721	0.0%	0.6%	0.6%	0.8%
% of FP17s Relating to Continuations	6	2,721	0.2%	0.9%	0.8%	1.1%
% of Patients satisfied with the dentistry they have received	5	6	N/A	90.0%	89.0%	91.5%
% of Patients satisfied with the time they had to wait for an appointment	5	6	N/A	87.4%	84.2%	87.9%

* This is based on patients treated on this contract for their most recent course of treatment. Figures in italics indicate the base number of FP17s or Patient Questionnaire responses are less than 100. N/A is shown where the base number of responses is less than 10 during the period. % is calculated as Quantity/Base number*100

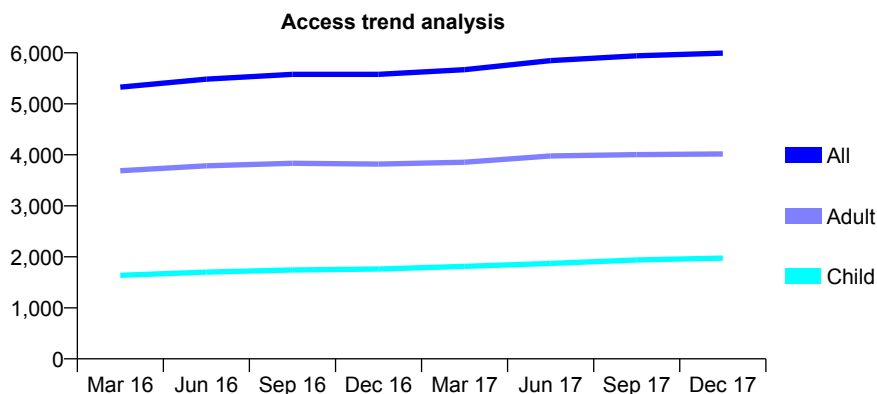
Q63 - Vital Signs At a Glance Contract Report for 691445/0001 - December 2017

Name or company name	MR AF YUSUF
Contract type name	GDS Contract
Purpose of contract	General
Contract start date	01/11/2008
Contract end date	

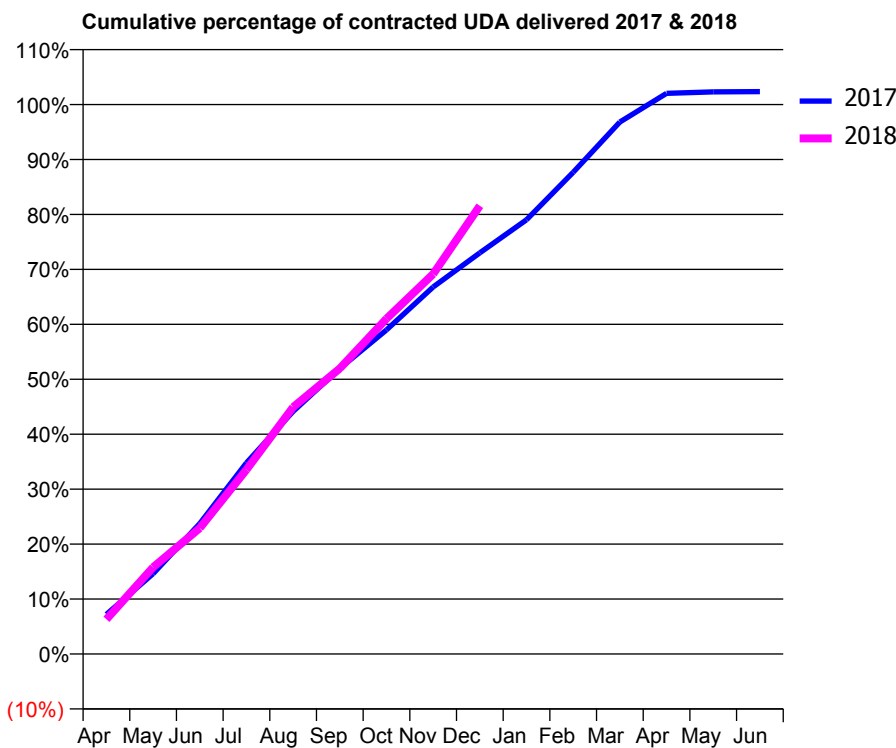
17/18 Contracted general activity (UDA)	16,352
Carry forward general activity (UDA)	-327
17/18 Contracted orthodontic activity (UOA)	0
Carry forward orthodontic activity (UOA)	0
Baseline contract value	£515,567.32

ACCESS*

Patients seen in 24 months	Total	Change since previous quarter
Quarter ending December 2016	5,577	
Quarter ending March 2017	5,668	→
Quarter ending June 2017	5,848	↑
Quarter ending September 2017	5,941	→
Quarter ending December 2017	5,993	→
Variance since December 2016	7.5%	↑



ACTIVITY



Month	Adjusted Scheduled Activity (UDA)	
	2017	2018
April	1,181	1,035
May	2,393	2,580
June	3,881	3,749
July	5,689	5,484
August	7,221	7,348
September	8,496	8,498
October	9,645	9,977
November	10,921	11,309
December	11,937	13,338
January	12,922	
February	14,333	
March	15,832	
April	16,684	
May	16,727	
June	16,734	

QUALITY

	Quantity	Base Number	Contract	AT	Region	England
% of FP17s for the same patient ID Re-attending within 3 months - Children	115	1,907	6.0%	10.2%	11.6%	12.0%
% of FP17s for the same patient ID Re-attending within 3 months - Adults	409	3,176	12.9%	15.3%	16.7%	15.9%
% of FP17s for the same patient ID Re-attending between 3 & 9 months - Children	844	1,907	44.3%	48.0%	47.3%	58.0%
% of FP17s for the same patient ID Re-attending between 3 & 9 months - Adults	1,023	3,176	32.2%	38.2%	38.3%	50.5%
% of FP17s for Band 1 Urgent Courses	580	4,759	12.2%	10.0%	10.5%	9.0%
% of FP17s Relating to Free Repair or Replacements	27	4,759	0.6%	0.6%	0.6%	0.8%
% of FP17s Relating to Continuations	0	4,759	0.0%	0.9%	0.8%	1.1%
% of Patients satisfied with the dentistry they have received	1	2	N/A	90.0%	89.0%	91.5%
% of Patients satisfied with the time they had to wait for an appointment	1	2	N/A	87.4%	84.2%	87.9%

* This is based on patients treated on this contract for their most recent course of treatment. Figures in italics indicate the base number of FP17s or Patient Questionnaire responses are less than 100. N/A is shown where the base number of responses is less than 10 during the period. % is calculated as Quantity/Base number*100

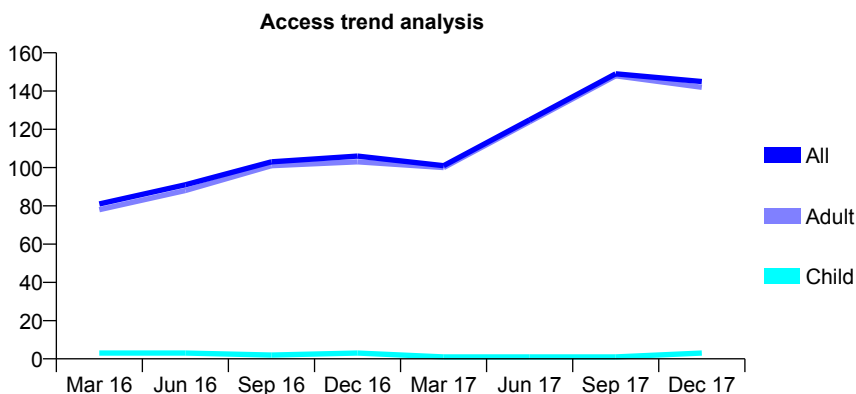
Q63 - Vital Signs At a Glance Contract Report for 691445/0002 - December 2017

Name or company name	MR AF YUSUF
Contract type name	PDS Contract
Purpose of contract	General
Contract start date	01/04/2009
Contract end date	31/03/2018

17/18 Contracted general activity (UDA)	411
Carry forward general activity (UDA)	0
17/18 Contracted orthodontic activity (UOA)	0
Carry forward orthodontic activity (UOA)	0
Baseline contract value	£57,464.74

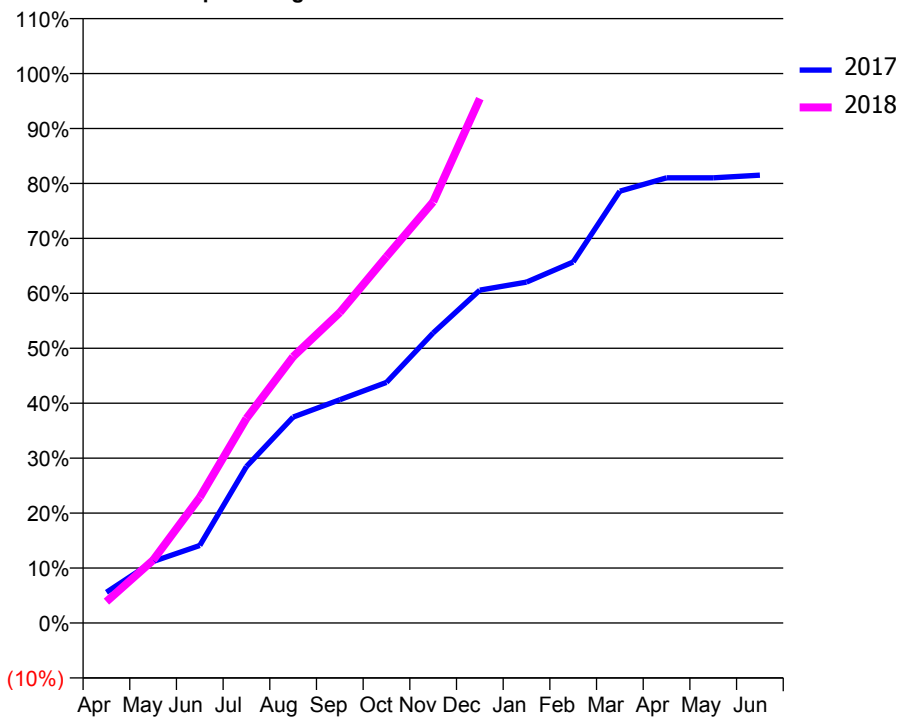
ACCESS*

Patients seen in 24 months	Total	Change since previous quarter
Quarter ending December 2016	106	
Quarter ending March 2017	101	↓
Quarter ending June 2017	125	↑
Quarter ending September 2017	149	↑
Quarter ending December 2017	145	↓
Variance since December 2016	36.8%	↑



ACTIVITY

Cumulative percentage of contracted UDA delivered 2017 & 2018



Month	Adjusted Scheduled Activity (UDA)	
	2017	2018
April	23	16
May	46	47
June	58	94
July	117	153
August	154	199
September	167	232
October	180	274
November	217	315
December	249	392
January	255	
February	270	
March	323	
April	333	
May	333	
June	335	

QUALITY

	Quantity	Base Number	Contract	AT	Region	England
% of FP17s for the same patient ID Re-attending within 3 months - Children	0	5	0.0%	10.2%	11.6%	12.0%
% of FP17s for the same patient ID Re-attending within 3 months - Adults	10	148	6.8%	15.3%	16.7%	15.9%
% of FP17s for the same patient ID Re-attending between 3 & 9 months - Children	0	5	0.0%	48.0%	47.3%	58.0%
% of FP17s for the same patient ID Re-attending between 3 & 9 months - Adults	2	148	1.4%	38.2%	38.3%	50.5%
% of FP17s for Band 1 Urgent Courses	1	147	0.7%	10.0%	10.5%	9.0%
% of FP17s Relating to Free Repair or Replacements	0	147	0.0%	0.6%	0.6%	0.8%
% of FP17s Relating to Continuations	12	147	8.2%	0.9%	0.8%	1.1%
% of Patients satisfied with the dentistry they have received	1	1	N/A	90.0%	89.0%	91.5%
% of Patients satisfied with the time they had to wait for an appointment	1	1	N/A	87.4%	84.2%	87.9%

* This is based on patients treated on this contract for their most recent course of treatment. Figures in italics indicate the base number of FP17s or Patient Questionnaire responses are less than 100. N/A is shown where the base number of responses is less than 10 during the period. % is calculated as Quantity/Base number*100

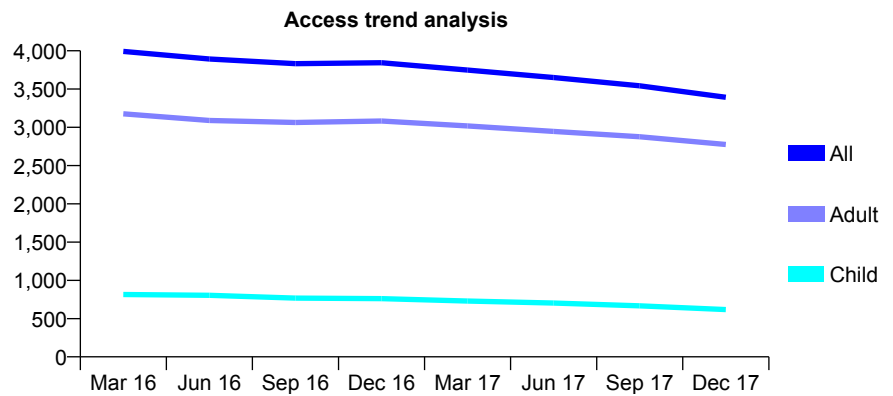
Q63 - Vital Signs At a Glance Contract Report for 729477/0001 - December 2017

Name or company name	MR JP YOUNGHUSBAND
Contract type name	GDS Contract
Purpose of contract	General
Contract start date	01/04/2006
Contract end date	

17/18 Contracted general activity (UDA)	15,139
Carry forward general activity (UDA)	0
17/18 Contracted orthodontic activity (UOA)	0
Carry forward orthodontic activity (UOA)	0
Baseline contract value	£431,811.55

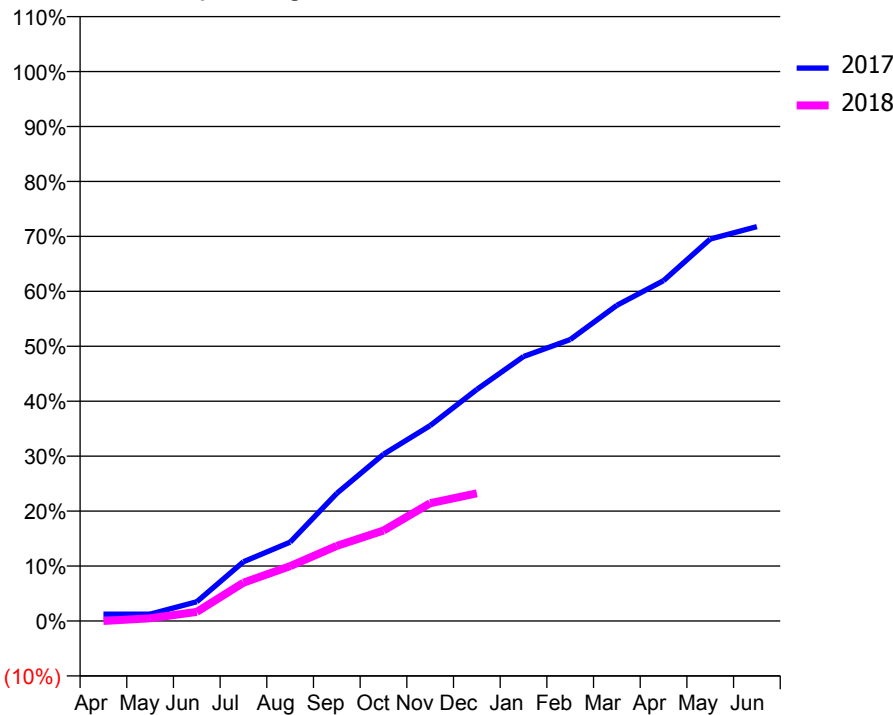
ACCESS*

Patients seen in 24 months	Total	Change since previous quarter
Quarter ending December 2016	3,844	
Quarter ending March 2017	3,748	↓
Quarter ending June 2017	3,651	↓
Quarter ending September 2017	3,543	↓
Quarter ending December 2017	3,393	↓
Variance since December 2016	(11.7%)	↓



ACTIVITY

Cumulative percentage of contracted UDA delivered 2017 & 2018



Month	Adjusted Scheduled Activity (UDA)	
	2017	2018
April	188	0
May	191	76
June	532	252
July	1,632	1,058
August	2,173	1,513
September	3,518	2,070
October	4,596	2,494
November	5,385	3,244
December	6,378	3,517
January	7,287	
February	7,755	
March	8,697	
April	9,377	
May	10,524	
June	10,864	

QUALITY

	Quantity	Base Number	Contract	AT	Region	England
% of FP17s for the same patient ID Re-attending within 3 months - Children	40	545	7.3%	10.2%	11.6%	12.0%
% of FP17s for the same patient ID Re-attending within 3 months - Adults	318	1,963	16.2%	15.3%	16.7%	15.9%
% of FP17s for the same patient ID Re-attending between 3 & 9 months - Children	263	545	48.3%	48.0%	47.3%	58.0%
% of FP17s for the same patient ID Re-attending between 3 & 9 months - Adults	868	1,963	44.2%	38.2%	38.3%	50.5%
% of FP17s for Band 1 Urgent Courses	210	1,598	13.1%	10.0%	10.5%	9.0%
% of FP17s Relating to Free Repair or Replacements	65	1,598	4.1%	0.6%	0.6%	0.8%
% of FP17s Relating to Continuations	31	1,598	1.9%	0.9%	0.8%	1.1%
% of Patients satisfied with the dentistry they have received	4	4	N/A	90.0%	89.0%	91.5%
% of Patients satisfied with the time they had to wait for an appointment	4	4	N/A	87.4%	84.2%	87.9%

* This is based on patients treated on this contract for their most recent course of treatment. Figures in italics indicate the base number of FP17s or Patient Questionnaire responses are less than 100. N/A is shown where the base number of responses is less than 10 during the period. % is calculated as Quantity/Base number*100

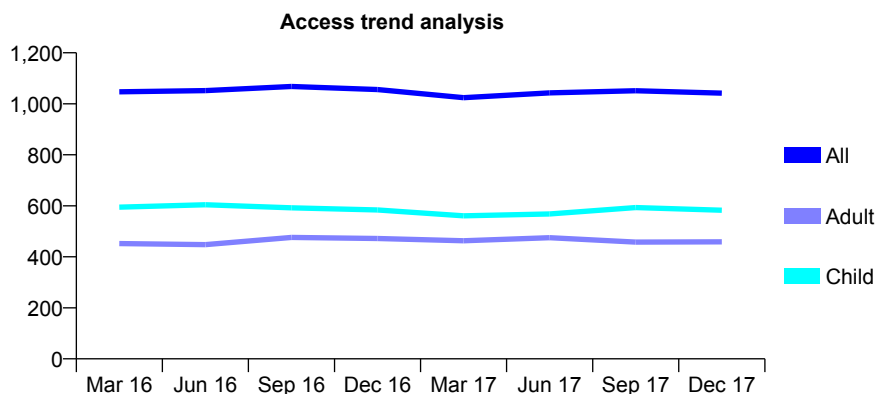
Q63 - Vital Signs At a Glance Contract Report for 730025/0001 - December 2017

Name or company name	MR SN MOOI
Contract type name	GDS Contract
Purpose of contract	General
Contract start date	01/04/2006
Contract end date	

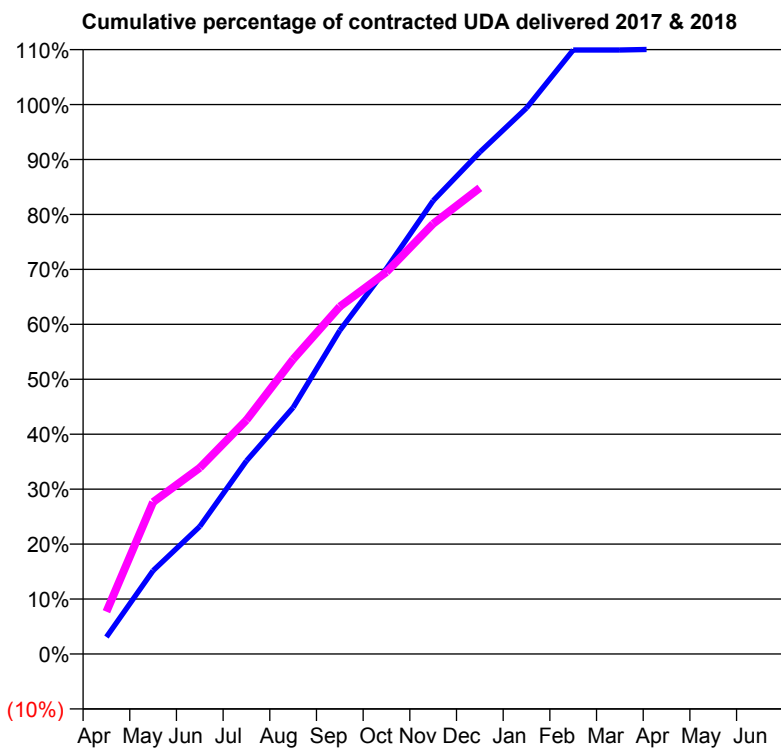
17/18 Contracted general activity (UDA)	1,844
Carry forward general activity (UDA)	-37
17/18 Contracted orthodontic activity (UOA)	0
Carry forward orthodontic activity (UOA)	0
Baseline contract value	£51,411.06

ACCESS*

Patients seen in 24 months	Total	Change since previous quarter
Quarter ending December 2016	1,056	
Quarter ending March 2017	1,024	↓
Quarter ending June 2017	1,043	→
Quarter ending September 2017	1,051	→
Quarter ending December 2017	1,042	→
Variance since December 2016	(1.3%)	↓



ACTIVITY



Month	Adjusted Scheduled Activity (UDA)	
	2017	2018
April	57	142
May	280	510
June	428	625
July	648	785
August	827	989
September	1,086	1,166
October	1,294	1,282
November	1,521	1,444
December	1,684	1,564
January	1,832	
February	2,027	
March	2,027	
April	2,030	
May	2,030	
June	2,030	

QUALITY

	Quantity	Base Number	Contract	AT	Region	England
% of FP17s for the same patient ID Re-attending within 3 months - Children	15	491	3.1%	10.2%	11.6%	12.0%
% of FP17s for the same patient ID Re-attending within 3 months - Adults	13	247	5.3%	15.3%	16.7%	15.9%
% of FP17s for the same patient ID Re-attending between 3 & 9 months - Children	148	491	30.1%	48.0%	47.3%	58.0%
% of FP17s for the same patient ID Re-attending between 3 & 9 months - Adults	80	247	32.4%	38.2%	38.3%	50.5%
% of FP17s for Band 1 Urgent Courses	0	737	0.0%	10.0%	10.5%	9.0%
% of FP17s Relating to Free Repair or Replacements	0	737	0.0%	0.6%	0.6%	0.8%
% of FP17s Relating to Continuations	2	737	0.3%	0.9%	0.8%	1.1%
% of Patients satisfied with the dentistry they have received	0	0	N/A	90.0%	89.0%	91.5%
% of Patients satisfied with the time they had to wait for an appointment	0	0	N/A	87.4%	84.2%	87.9%

* This is based on patients treated on this contract for their most recent course of treatment. Figures in italics indicate the base number of FP17s or Patient Questionnaire responses are less than 100. N/A is shown where the base number of responses is less than 10 during the period. % is calculated as Quantity/Base number*100

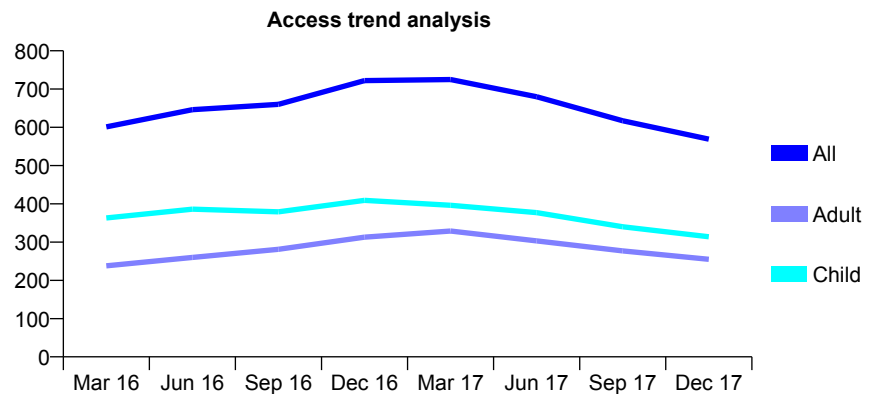
Q63 - Vital Signs At a Glance Contract Report for 730114/0001 - December 2017

Name or company name	Mr Raj Patel
Contract type name	GDS Contract
Purpose of contract	General
Contract start date	01/04/2006
Contract end date	

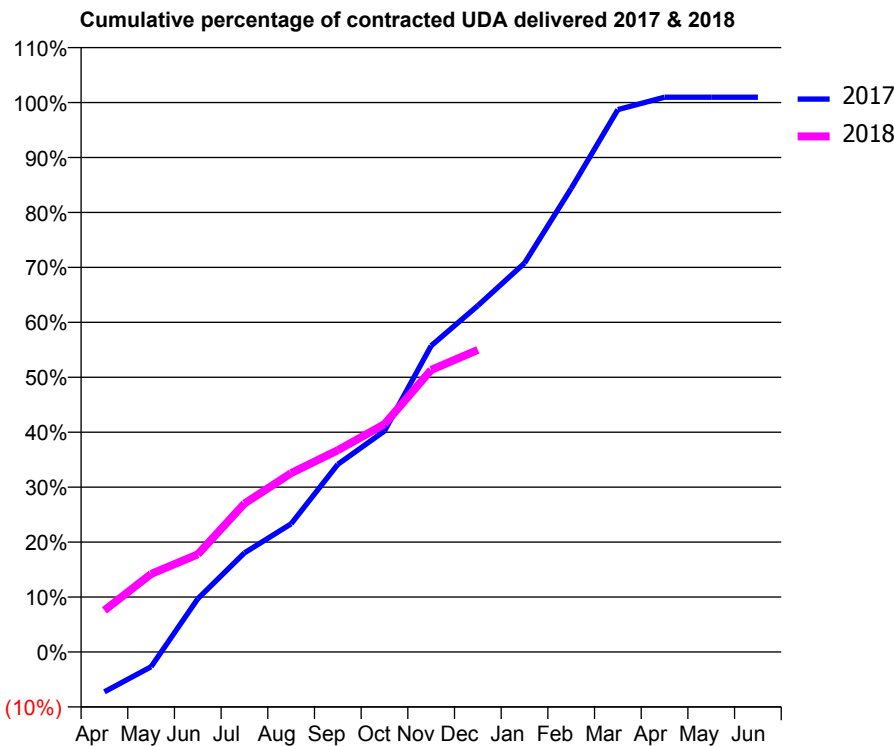
17/18 Contracted general activity (UDA)	1,455
Carry forward general activity (UDA)	-14
17/18 Contracted orthodontic activity (UOA)	0
Carry forward orthodontic activity (UOA)	0
Baseline contract value	£45,078.88

ACCESS*

Patients seen in 24 months	Total	Change since previous quarter
Quarter ending December 2016	722	
Quarter ending March 2017	725	→
Quarter ending June 2017	680	↓
Quarter ending September 2017	617	↓
Quarter ending December 2017	569	↓
Variance since December 2016	(21.2%)	↓



ACTIVITY



Month	Adjusted Scheduled Activity (UDA)	
	2017	2018
April	-106	110
May	-39	207
June	141	259
July	262	393
August	339	474
September	497	534
October	585	603
November	811	747
December	917	800
January	1,030	
February	1,228	
March	1,436	
April	1,469	
May	1,469	
June	1,469	

QUALITY

	Quantity	Base Number	Contract	AT	Region	England
% of FP17s for the same patient ID Re-attending within 3 months - Children	35	279	12.5%	10.2%	11.6%	12.0%
% of FP17s for the same patient ID Re-attending within 3 months - Adults	32	146	21.9%	15.3%	16.7%	15.9%
% of FP17s for the same patient ID Re-attending between 3 & 9 months - Children	181	279	64.9%	48.0%	47.3%	58.0%
% of FP17s for the same patient ID Re-attending between 3 & 9 months - Adults	79	146	54.1%	38.2%	38.3%	50.5%
% of FP17s for Band 1 Urgent Courses	30	414	7.2%	10.0%	10.5%	9.0%
% of FP17s Relating to Free Repair or Replacements	5	414	1.2%	0.6%	0.6%	0.8%
% of FP17s Relating to Continuations	1	414	0.2%	0.9%	0.8%	1.1%
% of Patients satisfied with the dentistry they have received	0	0	N/A	90.0%	89.0%	91.5%
% of Patients satisfied with the time they had to wait for an appointment	0	0	N/A	87.4%	84.2%	87.9%

* This is based on patients treated on this contract for their most recent course of treatment. Figures in italics indicate the base number of FP17s or Patient Questionnaire responses are less than 100. N/A is shown where the base number of responses is less than 10 during the period. % is calculated as Quantity/Base number*100

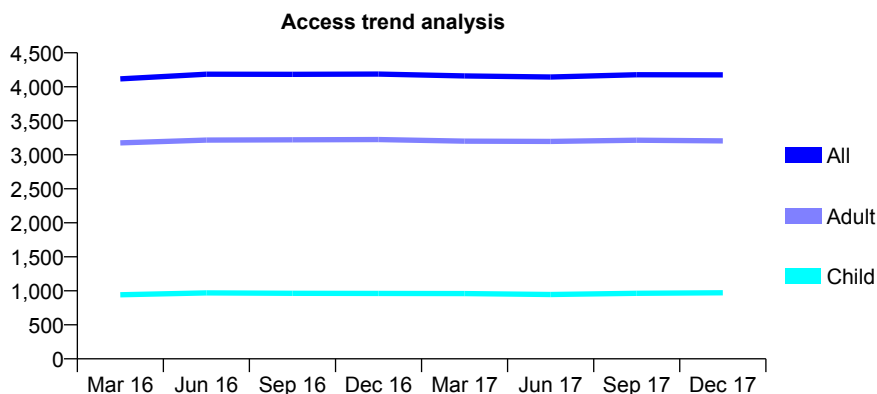
Q63 - Vital Signs At a Glance Contract Report for 730874/0001 - December 2017

Name or company name	MR GK OOI
Contract type name	GDS Contract
Purpose of contract	General
Contract start date	01/04/2006
Contract end date	

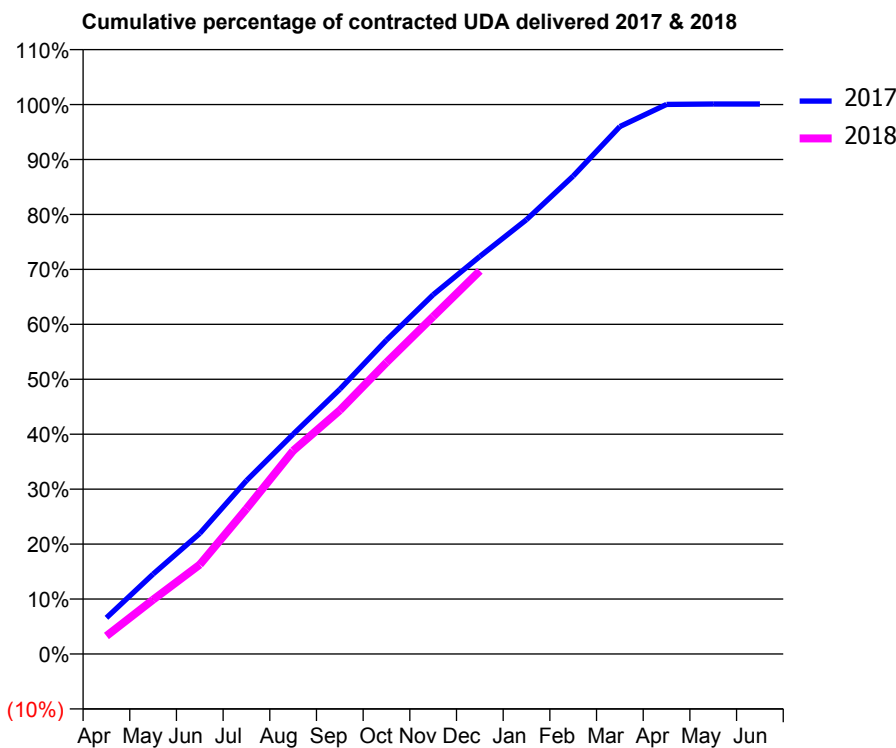
17/18 Contracted general activity (UDA)	12,108
Carry forward general activity (UDA)	-11
17/18 Contracted orthodontic activity (UOA)	0
Carry forward orthodontic activity (UOA)	0
Baseline contract value	£406,491.79

ACCESS*

Patients seen in 24 months	Total	Change since previous quarter
Quarter ending December 2016	4,187	
Quarter ending March 2017	4,160	→
Quarter ending June 2017	4,144	→
Quarter ending September 2017	4,178	→
Quarter ending December 2017	4,175	→
Variance since December 2016	(0.3%)	→



ACTIVITY



Month	Adjusted Scheduled Activity (UDA)	
	2017	2018
April	799	399
May	1,761	1,197
June	2,657	1,969
July	3,822	3,201
August	4,844	4,479
September	5,833	5,369
October	6,918	6,425
November	7,916	7,434
December	8,762	8,443
January	9,572	
February	10,533	
March	11,623	
April	12,111	
May	12,118	
June	12,119	

QUALITY

	Quantity	Base Number	Contract	AT	Region	England
% of FP17s for the same patient ID Re-attending within 3 months - Children	82	845	9.7%	10.2%	11.6%	12.0%
% of FP17s for the same patient ID Re-attending within 3 months - Adults	288	2,543	11.3%	15.3%	16.7%	15.9%
% of FP17s for the same patient ID Re-attending between 3 & 9 months - Children	289	845	34.2%	48.0%	47.3%	58.0%
% of FP17s for the same patient ID Re-attending between 3 & 9 months - Adults	988	2,543	38.9%	38.2%	38.3%	50.5%
% of FP17s for Band 1 Urgent Courses	160	3,210	5.0%	10.0%	10.5%	9.0%
% of FP17s Relating to Free Repair or Replacements	24	3,210	0.7%	0.6%	0.6%	0.8%
% of FP17s Relating to Continuations	73	3,210	2.3%	0.9%	0.8%	1.1%
% of Patients satisfied with the dentistry they have received	3	4	N/A	90.0%	89.0%	91.5%
% of Patients satisfied with the time they had to wait for an appointment	4	4	N/A	87.4%	84.2%	87.9%

* This is based on patients treated on this contract for their most recent course of treatment. Figures in italics indicate the base number of FP17s or Patient Questionnaire responses are less than 100. N/A is shown where the base number of responses is less than 10 during the period. % is calculated as Quantity/Base number*100

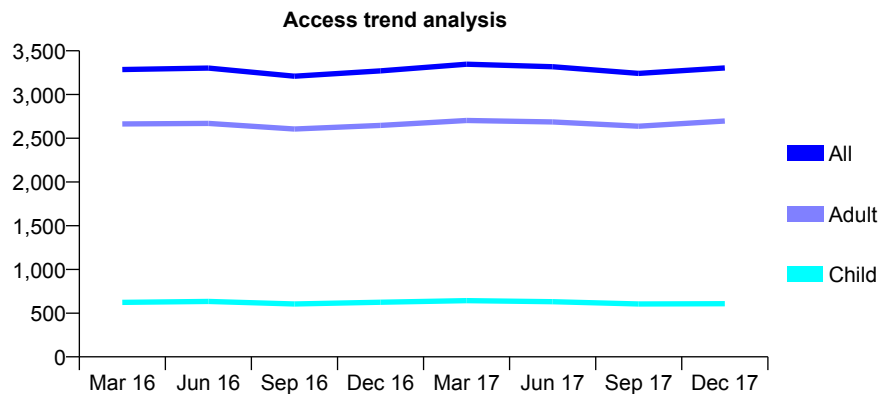
Q63 - Vital Signs At a Glance Contract Report for 730874/0002 - December 2017

Name or company name	MR GK OOI
Contract type name	GDS Contract
Purpose of contract	General
Contract start date	01/04/2006
Contract end date	

17/18 Contracted general activity (UDA)	12,740
Carry forward general activity (UDA)	129
17/18 Contracted orthodontic activity (UOA)	0
Carry forward orthodontic activity (UOA)	0
Baseline contract value	£453,600.15

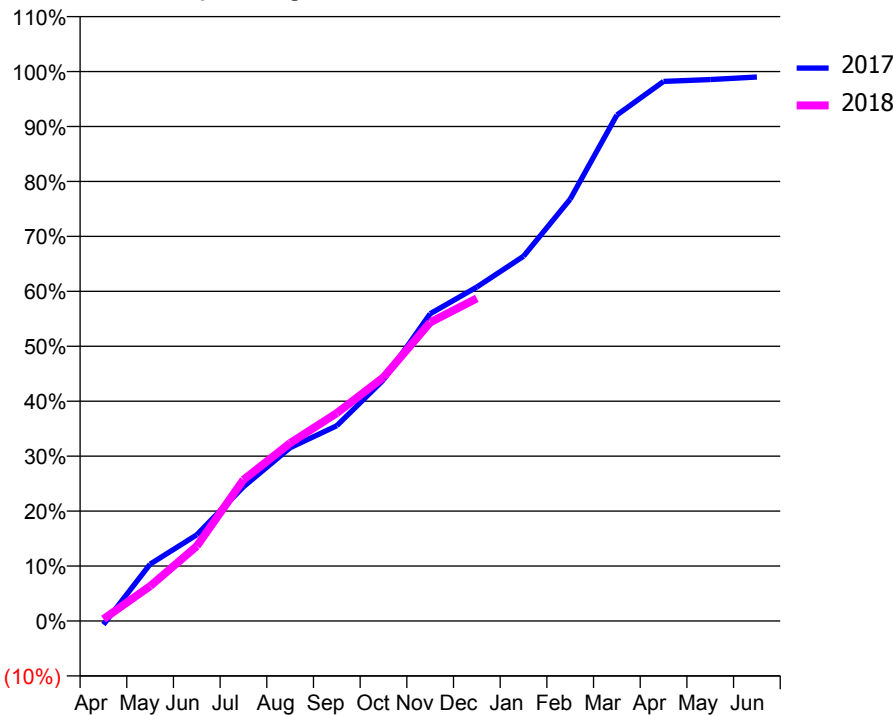
ACCESS*

Patients seen in 24 months	Total	Change since previous quarter
Quarter ending December 2016	3,271	
Quarter ending March 2017	3,346	↑
Quarter ending June 2017	3,317	→
Quarter ending September 2017	3,242	↓
Quarter ending December 2017	3,304	→
Variance since December 2016	1.0%	→



ACTIVITY

Cumulative percentage of contracted UDA delivered 2017 & 2018



Month	Adjusted Scheduled Activity (UDA)	
	2017	2018
April	-85	45
May	1,320	807
June	1,999	1,736
July	3,111	3,276
August	4,016	4,127
September	4,528	4,823
October	5,591	5,649
November	7,126	6,925
December	7,743	7,481
January	8,457	
February	9,781	
March	11,732	
April	12,511	
May	12,554	
June	12,611	

QUALITY

	Quantity	Base Number	Contract	AT	Region	England
% of FP17s for the same patient ID Re-attending within 3 months - Children	54	485	11.1%	10.2%	11.6%	12.0%
% of FP17s for the same patient ID Re-attending within 3 months - Adults	396	2,191	18.1%	15.3%	16.7%	15.9%
% of FP17s for the same patient ID Re-attending between 3 & 9 months - Children	156	485	32.2%	48.0%	47.3%	58.0%
% of FP17s for the same patient ID Re-attending between 3 & 9 months - Adults	625	2,191	28.5%	38.2%	38.3%	50.5%
% of FP17s for Band 1 Urgent Courses	584	2,436	24.0%	10.0%	10.5%	9.0%
% of FP17s Relating to Free Repair or Replacements	21	2,436	0.9%	0.6%	0.6%	0.8%
% of FP17s Relating to Continuations	45	2,436	1.8%	0.9%	0.8%	1.1%
% of Patients satisfied with the dentistry they have received	4	4	N/A	90.0%	89.0%	91.5%
% of Patients satisfied with the time they had to wait for an appointment	4	4	N/A	87.4%	84.2%	87.9%

* This is based on patients treated on this contract for their most recent course of treatment. Figures in italics indicate the base number of FP17s or Patient Questionnaire responses are less than 100. N/A is shown where the base number of responses is less than 10 during the period. % is calculated as Quantity/Base number*100

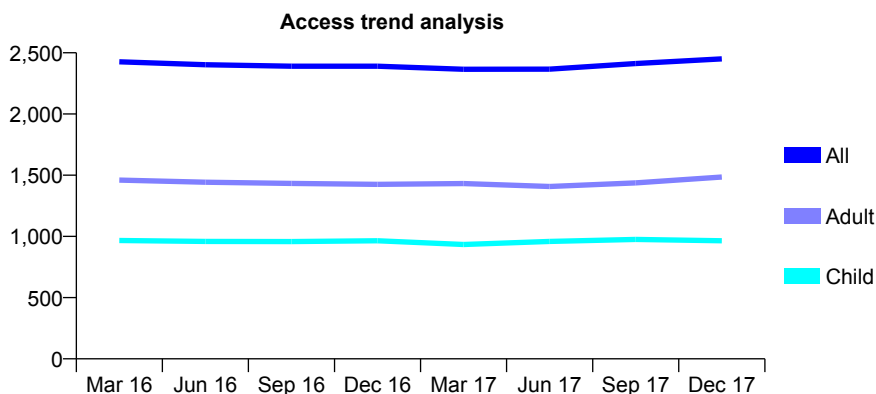
Q63 - Vital Signs At a Glance Contract Report for 731196/0001 - December 2017

Name or company name	MISS EA DIGHE
Contract type name	GDS Contract
Purpose of contract	General
Contract start date	01/04/2006
Contract end date	

17/18 Contracted general activity (UDA)	7,341
Carry forward general activity (UDA)	53
17/18 Contracted orthodontic activity (UOA)	0
Carry forward orthodontic activity (UOA)	0
Baseline contract value	£295,558.76

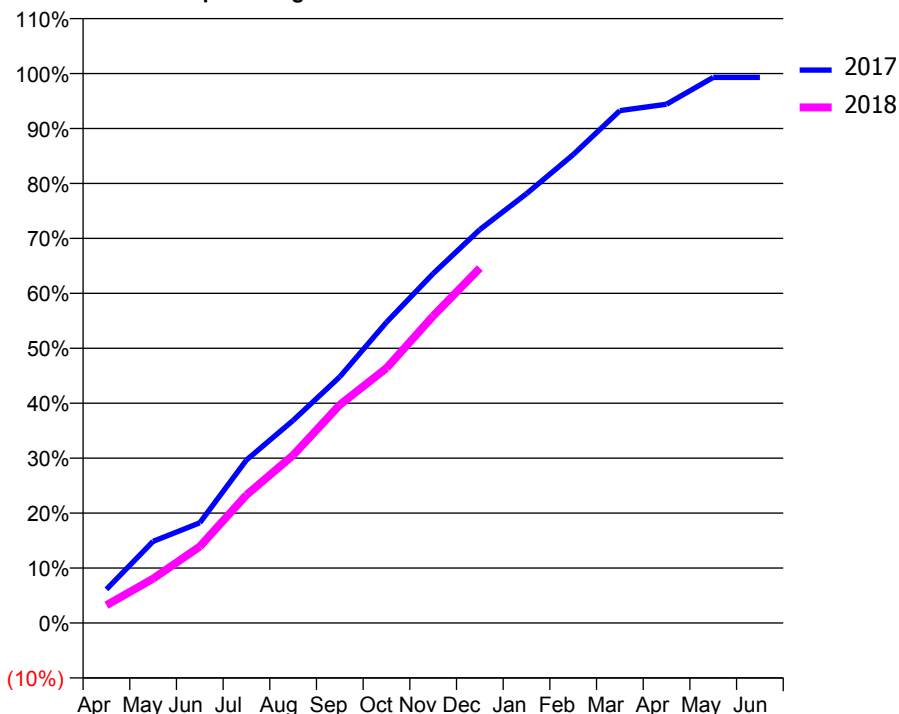
ACCESS*

Patients seen in 24 months	Total	Change since previous quarter
Quarter ending December 2016	2,390	
Quarter ending March 2017	2,366	↓
Quarter ending June 2017	2,367	→
Quarter ending September 2017	2,412	→
Quarter ending December 2017	2,450	→
Variance since December 2016	2.5%	↑



ACTIVITY

Cumulative percentage of contracted UDA delivered 2017 & 2018



Month	Adjusted Scheduled Activity (UDA)	
	2017	2018
April	449	238
May	1,091	592
June	1,338	1,022
July	2,177	1,711
August	2,707	2,241
September	3,290	2,916
October	4,018	3,405
November	4,669	4,102
December	5,257	4,742
January	5,736	
February	6,258	
March	6,846	
April	6,930	
May	7,288	
June	7,288	

QUALITY

	Quantity	Base Number	Contract	AT	Region	England
% of FP17s for the same patient ID Re-attending within 3 months - Children	55	1,034	5.3%	10.2%	11.6%	12.0%
% of FP17s for the same patient ID Re-attending within 3 months - Adults	187	1,283	14.6%	15.3%	16.7%	15.9%
% of FP17s for the same patient ID Re-attending between 3 & 9 months - Children	557	1,034	53.9%	48.0%	47.3%	58.0%
% of FP17s for the same patient ID Re-attending between 3 & 9 months - Adults	549	1,283	42.8%	38.2%	38.3%	50.5%
% of FP17s for Band 1 Urgent Courses	193	2,109	9.2%	10.0%	10.5%	9.0%
% of FP17s Relating to Free Repair or Replacements	7	2,109	0.3%	0.6%	0.6%	0.8%
% of FP17s Relating to Continuations	27	2,109	1.3%	0.9%	0.8%	1.1%
% of Patients satisfied with the dentistry they have received	2	2	N/A	90.0%	89.0%	91.5%
% of Patients satisfied with the time they had to wait for an appointment	2	2	N/A	87.4%	84.2%	87.9%

* This is based on patients treated on this contract for their most recent course of treatment. Figures in italics indicate the base number of FP17s or Patient Questionnaire responses are less than 100. N/A is shown where the base number of responses is less than 10 during the period. % is calculated as Quantity/Base number*100

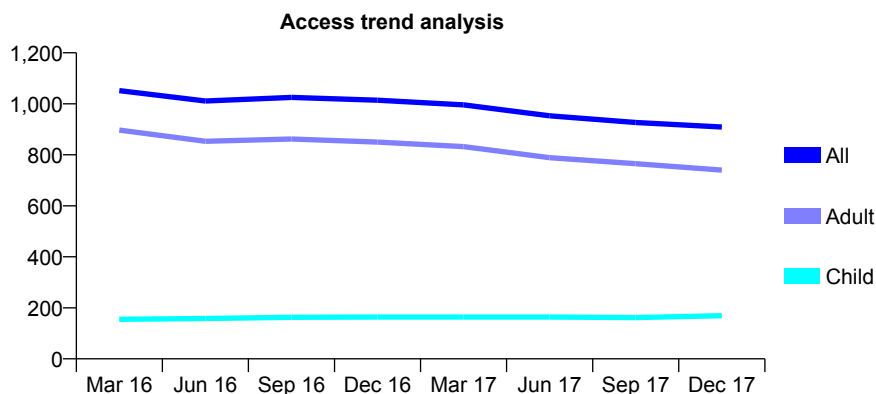
Q63 - Vital Signs At a Glance Contract Report for 732036/0001 - December 2017

Name or company name	MR YK HO
Contract type name	GDS Contract
Purpose of contract	General
Contract start date	01/04/2006
Contract end date	

17/18 Contracted general activity (UDA)	1,288
Carry forward general activity (UDA)	-15
17/18 Contracted orthodontic activity (UOA)	0
Carry forward orthodontic activity (UOA)	0
Baseline contract value	£35,729.24

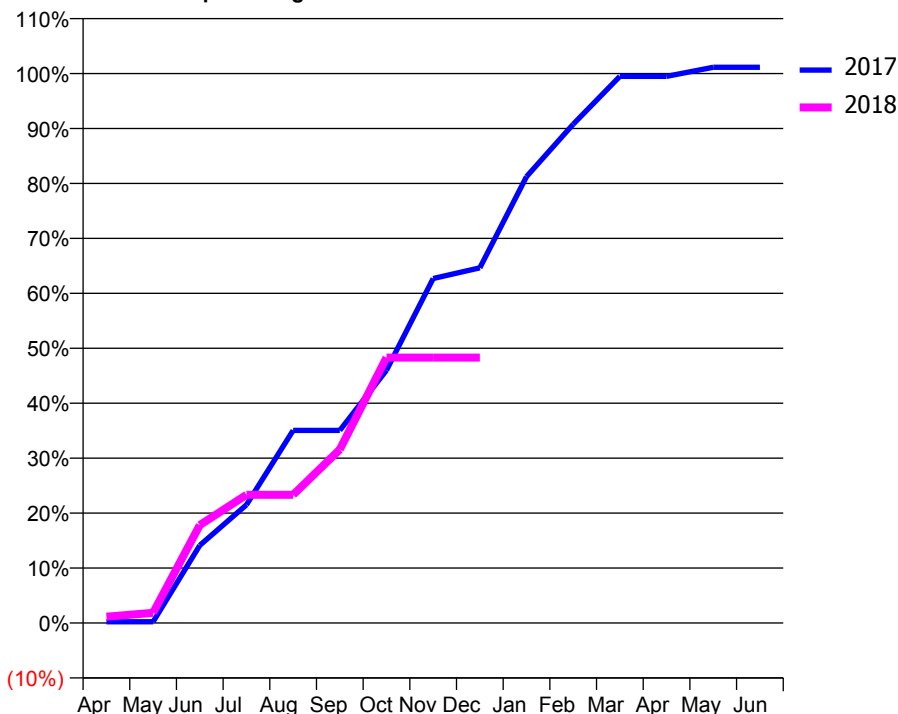
ACCESS*

Patients seen in 24 months	Total	Change since previous quarter
Quarter ending December 2016	1,014	
Quarter ending March 2017	996	↓
Quarter ending June 2017	953	↓
Quarter ending September 2017	927	↓
Quarter ending December 2017	909	↓
Variance since December 2016	(10.4%)	↓



ACTIVITY

Cumulative percentage of contracted UDA delivered 2017 & 2018



Month	Adjusted Scheduled Activity (UDA)	
	2017	2018
April	3	15
May	3	24
June	182	230
July	277	301
August	452	301
September	452	407
October	593	622
November	808	622
December	833	622
January	1,046	
February	1,169	
March	1,281	
April	1,281	
May	1,303	
June	1,303	

QUALITY

	Quantity	Base Number	Contract	AT	Region	England
% of FP17s for the same patient ID Re-attending within 3 months - Children	1	92	1.1%	10.2%	11.6%	12.0%
% of FP17s for the same patient ID Re-attending within 3 months - Adults	2	324	0.6%	15.3%	16.7%	15.9%
% of FP17s for the same patient ID Re-attending between 3 & 9 months - Children	4	92	4.3%	48.0%	47.3%	58.0%
% of FP17s for the same patient ID Re-attending between 3 & 9 months - Adults	34	324	10.5%	38.2%	38.3%	50.5%
% of FP17s for Band 1 Urgent Courses	9	408	2.2%	10.0%	10.5%	9.0%
% of FP17s Relating to Free Repair or Replacements	0	408	0.0%	0.6%	0.6%	0.8%
% of FP17s Relating to Continuations	0	408	0.0%	0.9%	0.8%	1.1%
% of Patients satisfied with the dentistry they have received	0	0	N/A	90.0%	89.0%	91.5%
% of Patients satisfied with the time they had to wait for an appointment	0	0	N/A	87.4%	84.2%	87.9%

* This is based on patients treated on this contract for their most recent course of treatment. Figures in italics indicate the base number of FP17s or Patient Questionnaire responses are less than 100. N/A is shown where the base number of responses is less than 10 during the period. % is calculated as Quantity/Base number*100

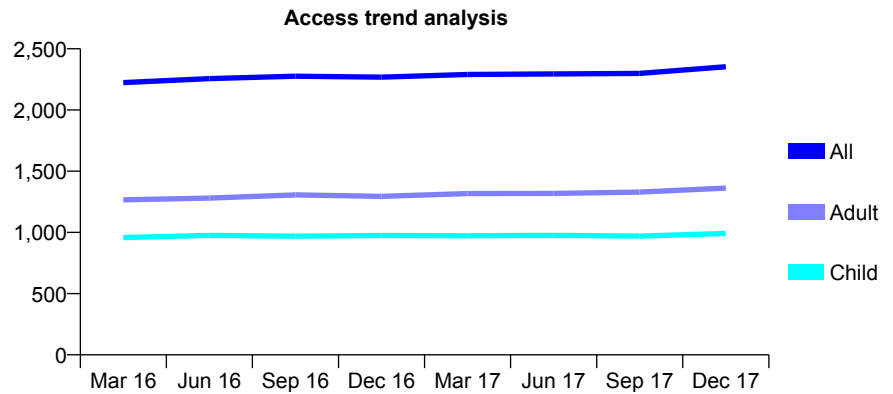
Q63 - Vital Signs At a Glance Contract Report for 735841/0001 - December 2017

Name or company name	Miss Yanika Amin
Contract type name	GDS Contract
Purpose of contract	General
Contract start date	01/04/2006
Contract end date	

17/18 Contracted general activity (UDA)	4,000
Carry forward general activity (UDA)	154
17/18 Contracted orthodontic activity (UOA)	0
Carry forward orthodontic activity (UOA)	0
Baseline contract value	£89,808.59

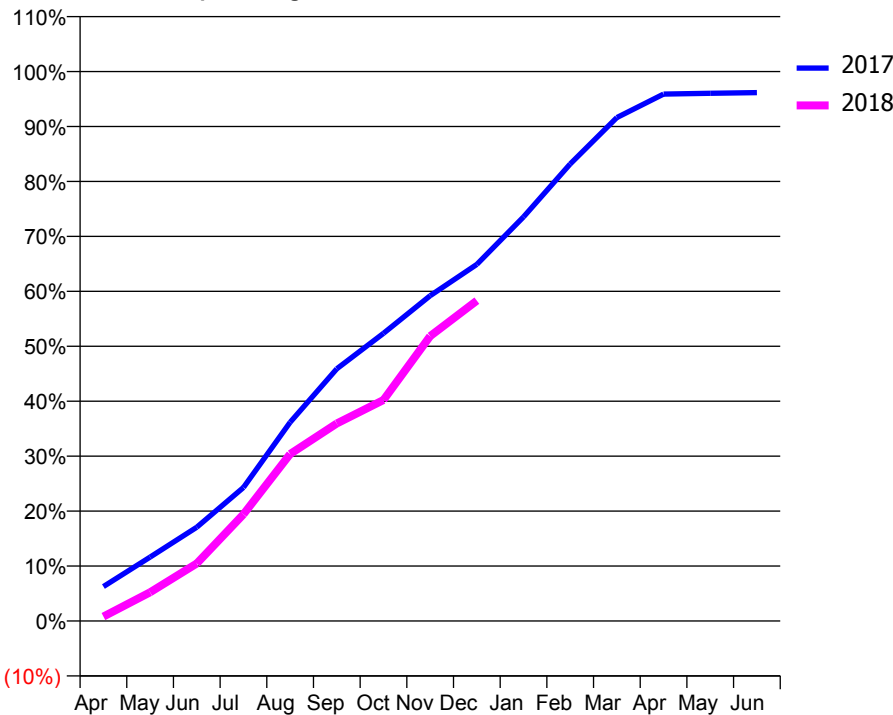
ACCESS*

Patients seen in 24 months	Total	Change since previous quarter
Quarter ending December 2016	2,269	
Quarter ending March 2017	2,290	→
Quarter ending June 2017	2,295	→
Quarter ending September 2017	2,299	→
Quarter ending December 2017	2,354	↑
Variance since December 2016	3.7%	↑



ACTIVITY

Cumulative percentage of contracted UDA delivered 2017 & 2018



Month	Adjusted Scheduled Activity (UDA)	
	2017	2018
April	251	33
May	466	209
June	683	419
July	972	777
August	1,447	1,216
September	1,836	1,438
October	2,094	1,609
November	2,368	2,074
December	2,596	2,332
January	2,942	
February	3,327	
March	3,665	
April	3,835	
May	3,841	
June	3,846	

QUALITY

	Quantity	Base Number	Contract	AT	Region	England
% of FP17s for the same patient ID Re-attending within 3 months - Children	120	1,237	9.7%	10.2%	11.6%	12.0%
% of FP17s for the same patient ID Re-attending within 3 months - Adults	200	1,286	15.6%	15.3%	16.7%	15.9%
% of FP17s for the same patient ID Re-attending between 3 & 9 months - Children	878	1,237	71.0%	48.0%	47.3%	58.0%
% of FP17s for the same patient ID Re-attending between 3 & 9 months - Adults	780	1,286	60.7%	38.2%	38.3%	50.5%
% of FP17s for Band 1 Urgent Courses	115	1,711	6.7%	10.0%	10.5%	9.0%
% of FP17s Relating to Free Repair or Replacements	2	1,711	0.1%	0.6%	0.6%	0.8%
% of FP17s Relating to Continuations	8	1,711	0.5%	0.9%	0.8%	1.1%
% of Patients satisfied with the dentistry they have received	2	2	N/A	90.0%	89.0%	91.5%
% of Patients satisfied with the time they had to wait for an appointment	1	2	N/A	87.4%	84.2%	87.9%

* This is based on patients treated on this contract for their most recent course of treatment. Figures in italics indicate the base number of FP17s or Patient Questionnaire responses are less than 100. N/A is shown where the base number of responses is less than 10 during the period. % is calculated as Quantity/Base number*100

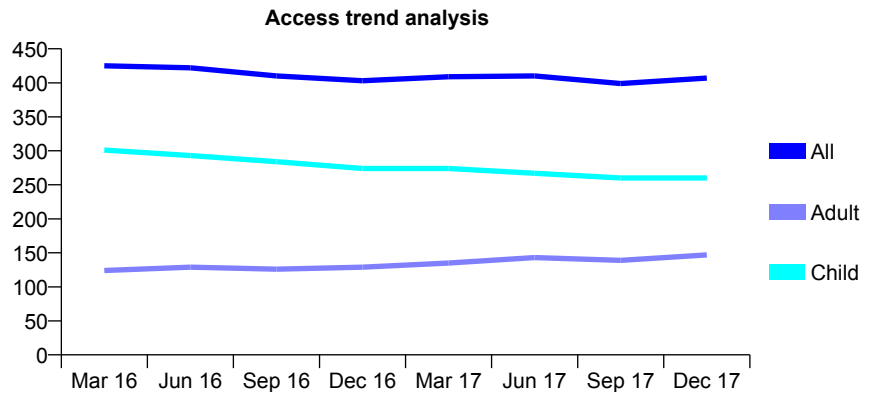
Q63 - Vital Signs At a Glance Contract Report for 736856/0001 - December 2017

Name or company name	David Stroud & James Metcalf
Contract type name	GDS Contract
Purpose of contract	General
Contract start date	01/04/2006
Contract end date	

17/18 Contracted general activity (UDA)	1,200
Carry forward general activity (UDA)	0
17/18 Contracted orthodontic activity (UOA)	0
Carry forward orthodontic activity (UOA)	0
Baseline contract value	£33,144.64

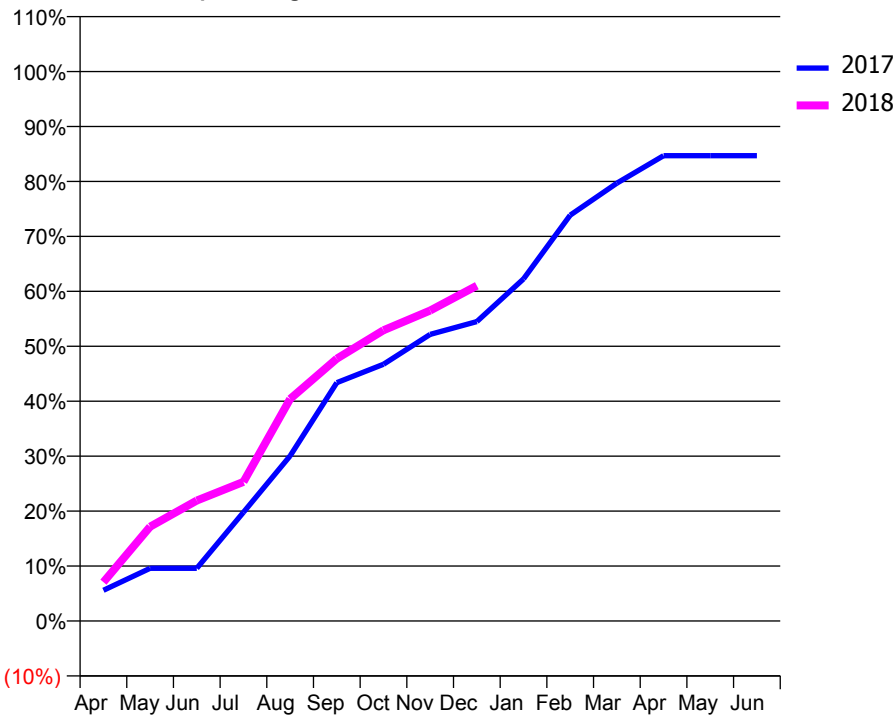
ACCESS*

Patients seen in 24 months	Total	Change since previous quarter
Quarter ending December 2016	403	
Quarter ending March 2017	409	→
Quarter ending June 2017	410	→
Quarter ending September 2017	399	↓
Quarter ending December 2017	407	↑
Variance since December 2016	1.0%	→



ACTIVITY

Cumulative percentage of contracted UDA delivered 2017 & 2018



Month	Adjusted Scheduled Activity (UDA)	
	2017	2018
April	67	85
May	115	206
June	115	263
July	237	304
August	361	485
September	521	573
October	561	635
November	626	678
December	654	732
January	747	
February	886	
March	956	
April	1,016	
May	1,016	
June	1,016	

QUALITY

	Quantity	Base Number	Contract	AT	Region	England
% of FP17s for the same patient ID Re-attending within 3 months - Children	5	208	2.4%	10.2%	11.6%	12.0%
% of FP17s for the same patient ID Re-attending within 3 months - Adults	8	111	7.2%	15.3%	16.7%	15.9%
% of FP17s for the same patient ID Re-attending between 3 & 9 months - Children	94	208	45.2%	48.0%	47.3%	58.0%
% of FP17s for the same patient ID Re-attending between 3 & 9 months - Adults	42	111	37.8%	38.2%	38.3%	50.5%
% of FP17s for Band 1 Urgent Courses	1	299	0.3%	10.0%	10.5%	9.0%
% of FP17s Relating to Free Repair or Replacements	0	299	0.0%	0.6%	0.6%	0.8%
% of FP17s Relating to Continuations	5	299	1.7%	0.9%	0.8%	1.1%
% of Patients satisfied with the dentistry they have received	0	0	N/A	90.0%	89.0%	91.5%
% of Patients satisfied with the time they had to wait for an appointment	0	0	N/A	87.4%	84.2%	87.9%

* This is based on patients treated on this contract for their most recent course of treatment. Figures in italics indicate the base number of FP17s or Patient Questionnaire responses are less than 100. N/A is shown where the base number of responses is less than 10 during the period. % is calculated as Quantity/Base number*100

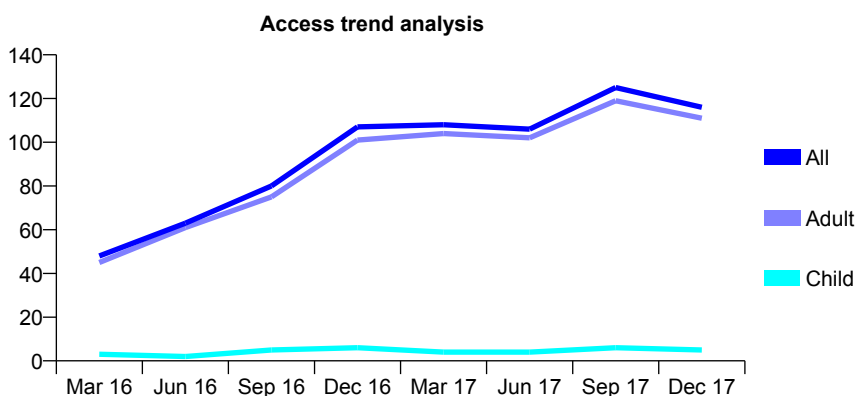
Q63 - Vital Signs At a Glance Contract Report for 739677/0004 - December 2017

Name or company name	MR LW MCARDLE
Contract type name	PDS Contract
Purpose of contract	General
Contract start date	01/06/2013
Contract end date	31/03/2018

17/18 Contracted general activity (UDA)	352
Carry forward general activity (UDA)	6
17/18 Contracted orthodontic activity (UOA)	0
Carry forward orthodontic activity (UOA)	0
Baseline contract value	£19,145.96

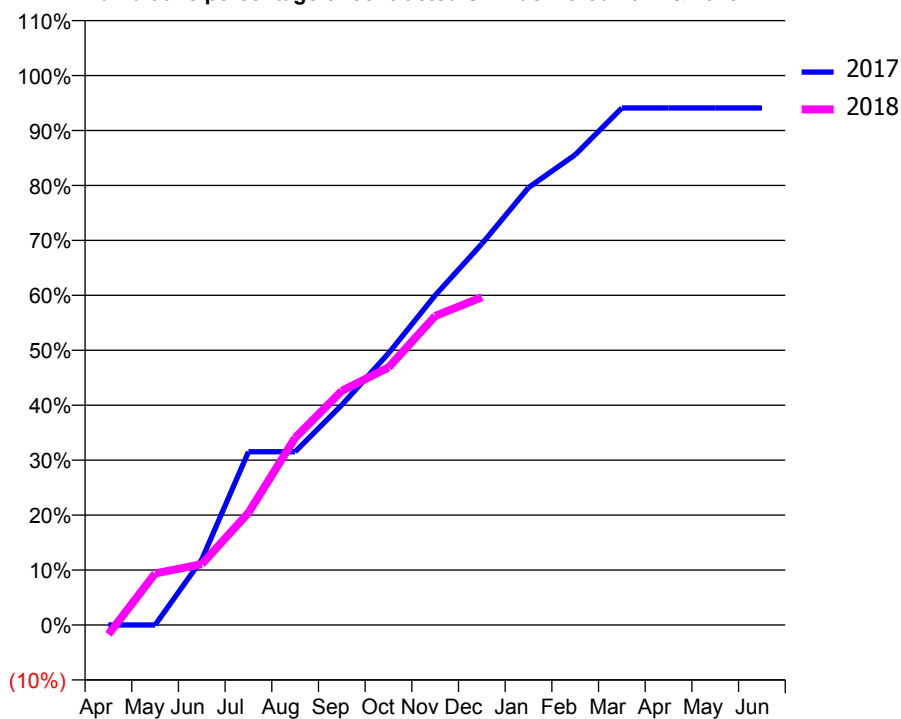
ACCESS*

Patients seen in 24 months	Total	Change since previous quarter
Quarter ending December 2016	107	
Quarter ending March 2017	108	→
Quarter ending June 2017	106	↓
Quarter ending September 2017	125	↑
Quarter ending December 2017	116	↓
Variance since December 2016	8.4%	↑



ACTIVITY

Cumulative percentage of contracted UDA delivered 2017 & 2018



Month	Adjusted Scheduled Activity (UDA)	
	2017	2018
April	0	-6
May	0	33
June	42	39
July	111	72
August	111	120
September	141	150
October	174	165
November	211	198
December	244	210
January	280	
February	301	
March	331	
April	331	
May	331	
June	331	

QUALITY

	Quantity	Base Number	Contract	AT	Region	England
% of FP17s for the same patient ID Re-attending within 3 months - Children	0	5	0.0%	10.2%	11.6%	12.0%
% of FP17s for the same patient ID Re-attending within 3 months - Adults	0	67	0.0%	15.3%	16.7%	15.9%
% of FP17s for the same patient ID Re-attending between 3 & 9 months - Children	0	5	0.0%	48.0%	47.3%	58.0%
% of FP17s for the same patient ID Re-attending between 3 & 9 months - Adults	0	67	0.0%	38.2%	38.3%	50.5%
% of FP17s for Band 1 Urgent Courses	0	72	0.0%	10.0%	10.5%	9.0%
% of FP17s Relating to Free Repair or Replacements	0	72	0.0%	0.6%	0.6%	0.8%
% of FP17s Relating to Continuations	0	72	0.0%	0.9%	0.8%	1.1%
% of Patients satisfied with the dentistry they have received	0	0	N/A	90.0%	89.0%	91.5%
% of Patients satisfied with the time they had to wait for an appointment	0	0	N/A	87.4%	84.2%	87.9%

* This is based on patients treated on this contract for their most recent course of treatment. Figures in italics indicate the base number of FP17s or Patient Questionnaire responses are less than 100. N/A is shown where the base number of responses is less than 10 during the period. % is calculated as Quantity/Base number*100

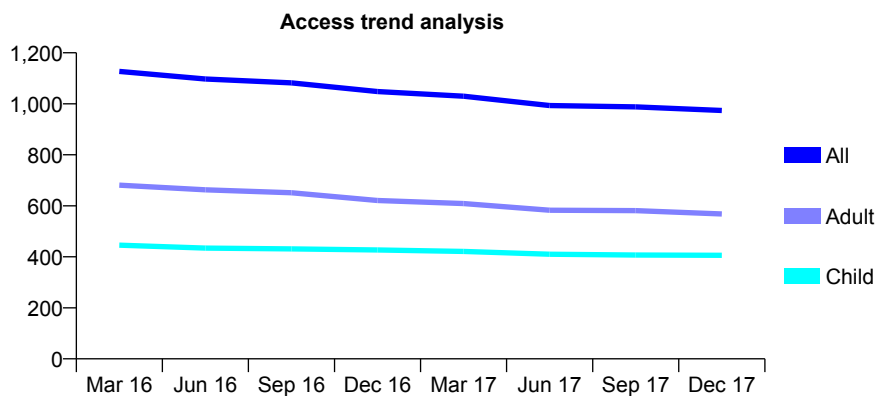
Q63 - Vital Signs At a Glance Contract Report for 739952/0001 - December 2017

Name or company name	MR JM CLARKE
Contract type name	GDS Contract
Purpose of contract	General
Contract start date	01/04/2006
Contract end date	

17/18 Contracted general activity (UDA)	3,136
Carry forward general activity (UDA)	0
17/18 Contracted orthodontic activity (UOA)	0
Carry forward orthodontic activity (UOA)	0
Baseline contract value	£83,474.14

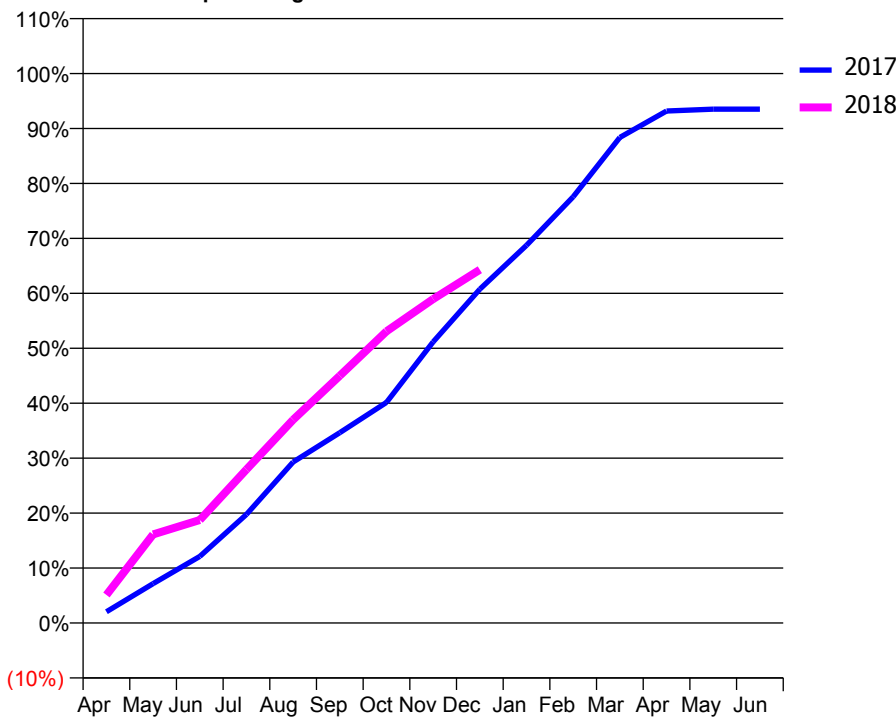
ACCESS*

Patients seen in 24 months	Total	Change since previous quarter
Quarter ending December 2016	1,048	
Quarter ending March 2017	1,030	↓
Quarter ending June 2017	993	↓
Quarter ending September 2017	988	→
Quarter ending December 2017	974	↓
Variance since December 2016	(7.1%)	↓



ACTIVITY

Cumulative percentage of contracted UDA delivered 2017 & 2018



Month	Adjusted Scheduled Activity (UDA)	
	2017	2018
April	64	160
May	225	506
June	380	588
July	620	877
August	919	1,160
September	1,086	1,412
October	1,259	1,665
November	1,605	1,849
December	1,905	2,016
January	2,156	
February	2,433	
March	2,771	
April	2,922	
May	2,933	
June	2,933	

QUALITY

	Quantity	Base Number	Contract	AT	Region	England
% of FP17s for the same patient ID Re-attending within 3 months - Children	30	416	7.2%	10.2%	11.6%	12.0%
% of FP17s for the same patient ID Re-attending within 3 months - Adults	85	531	16.0%	15.3%	16.7%	15.9%
% of FP17s for the same patient ID Re-attending between 3 & 9 months - Children	235	416	56.5%	48.0%	47.3%	58.0%
% of FP17s for the same patient ID Re-attending between 3 & 9 months - Adults	300	531	56.5%	38.2%	38.3%	50.5%
% of FP17s for Band 1 Urgent Courses	36	898	4.0%	10.0%	10.5%	9.0%
% of FP17s Relating to Free Repair or Replacements	6	898	0.7%	0.6%	0.6%	0.8%
% of FP17s Relating to Continuations	4	898	0.4%	0.9%	0.8%	1.1%
% of Patients satisfied with the dentistry they have received	1	1	N/A	90.0%	89.0%	91.5%
% of Patients satisfied with the time they had to wait for an appointment	1	1	N/A	87.4%	84.2%	87.9%

* This is based on patients treated on this contract for their most recent course of treatment. Figures in italics indicate the base number of FP17s or Patient Questionnaire responses are less than 100. N/A is shown where the base number of responses is less than 10 during the period. % is calculated as Quantity/Base number*100

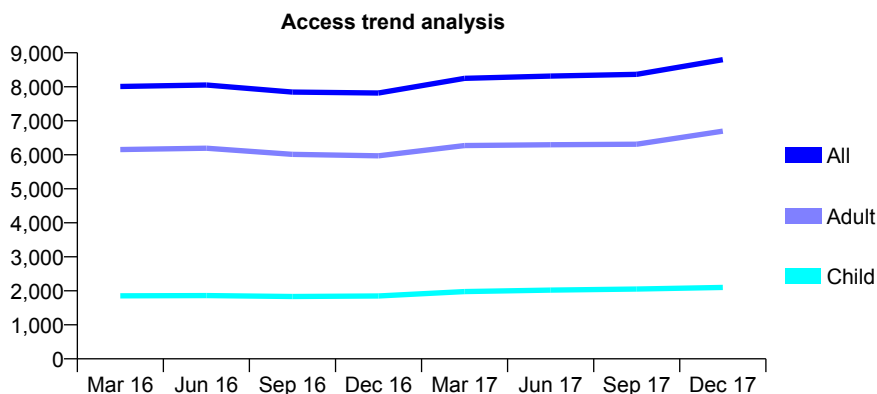
Q63 - Vital Signs At a Glance Contract Report for 740373/0001 - December 2017

Name or company name	MR J PATEL
Contract type name	Pilot Contract
Purpose of contract	General
Contract start date	01/04/2006
Contract end date	

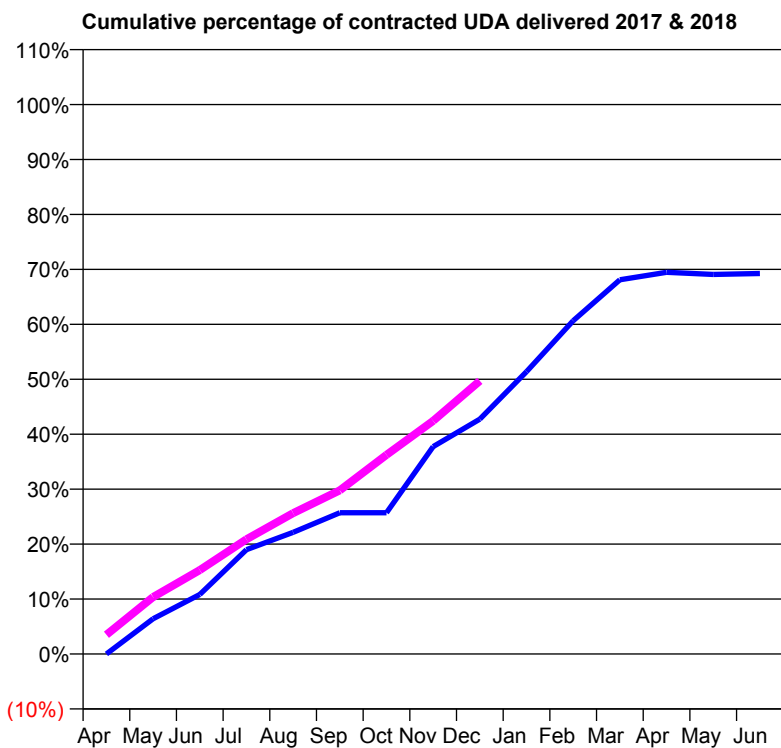
17/18 Contracted general activity (UDA)	32,742
Carry forward general activity (UDA)	0
17/18 Contracted orthodontic activity (UOA)	0
Carry forward orthodontic activity (UOA)	0
Baseline contract value	£1,096,912.32

ACCESS*

Patients seen in 24 months	Total	Change since previous quarter
Quarter ending December 2016	7,817	
Quarter ending March 2017	8,250	↑
Quarter ending June 2017	8,315	→
Quarter ending September 2017	8,366	→
Quarter ending December 2017	8,798	↑
Variance since December 2016	12.5%	↑



ACTIVITY



Month	Adjusted Scheduled Activity (UDA)	
	2017	2018
April	0	1,151
May	2,103	3,396
June	3,548	5,005
July	6,215	6,838
August	7,253	8,398
September	8,417	9,753
October	8,417	11,866
November	12,360	13,893
December	13,993	16,280
January	16,824	
February	19,858	
March	22,297	
April	22,742	
May	22,615	
June	22,671	

QUALITY

	Quantity	Base Number	Contract	AT	Region	England
% of FP17s for the same patient ID Re-attending within 3 months - Children	75	1,620	4.6%	10.2%	11.6%	12.0%
% of FP17s for the same patient ID Re-attending within 3 months - Adults	465	4,760	9.8%	15.3%	16.7%	15.9%
% of FP17s for the same patient ID Re-attending between 3 & 9 months - Children	559	1,620	34.5%	48.0%	47.3%	58.0%
% of FP17s for the same patient ID Re-attending between 3 & 9 months - Adults	1,238	4,760	26.0%	38.2%	38.3%	50.5%
% of FP17s for Band 1 Urgent Courses	390	5,754	6.8%	10.0%	10.5%	9.0%
% of FP17s Relating to Free Repair or Replacements	8	5,754	0.1%	0.6%	0.6%	0.8%
% of FP17s Relating to Continuations	66	5,754	1.1%	0.9%	0.8%	1.1%
% of Patients satisfied with the dentistry they have received	3	3	N/A	90.0%	89.0%	91.5%
% of Patients satisfied with the time they had to wait for an appointment	3	3	N/A	87.4%	84.2%	87.9%

* This is based on patients treated on this contract for their most recent course of treatment. Figures in italics indicate the base number of FP17s or Patient Questionnaire responses are less than 100. N/A is shown where the base number of responses is less than 10 during the period. % is calculated as Quantity/Base number*100

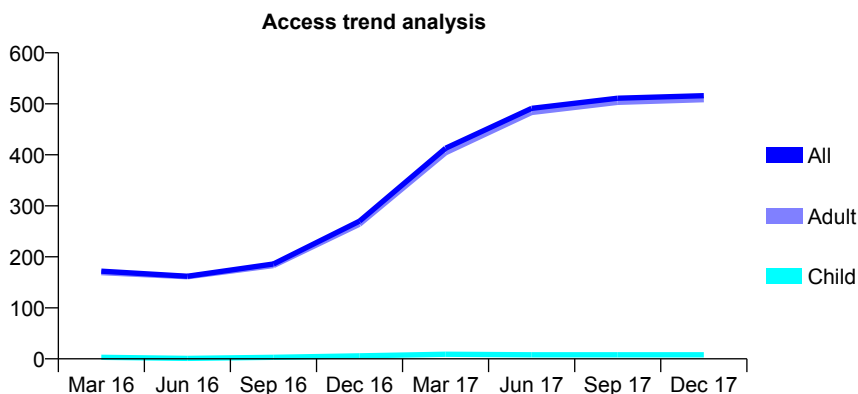
Q63 - Vital Signs At a Glance Contract Report for 740373/0002 - December 2017

Name or company name	MR J PATEL
Contract type name	PDS Contract
Purpose of contract	General
Contract start date	01/10/2007
Contract end date	31/03/2018

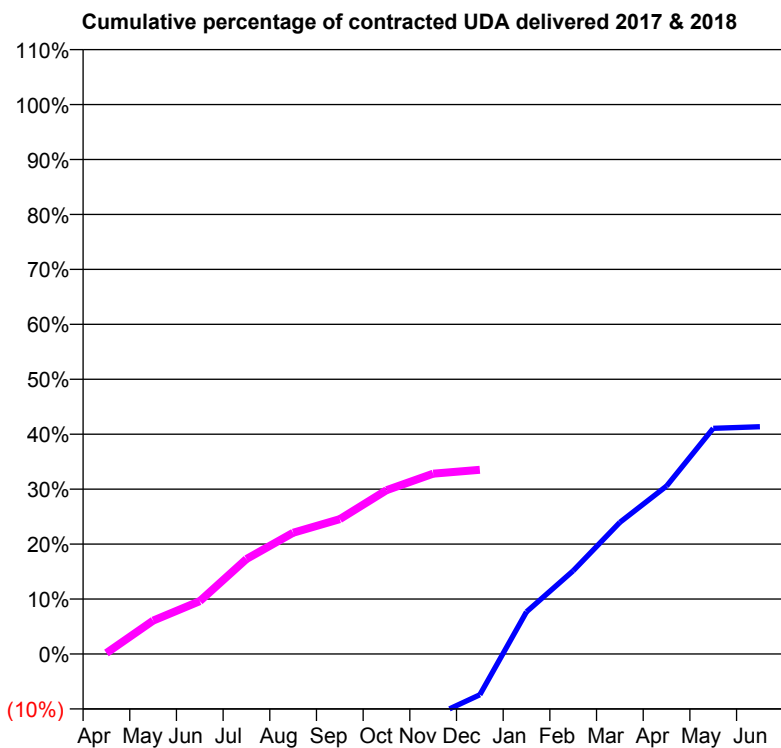
17/18 Contracted general activity (UDA)	1,695
Carry forward general activity (UDA)	0
17/18 Contracted orthodontic activity (UOA)	0
Carry forward orthodontic activity (UOA)	0
Baseline contract value	£78,965.85

ACCESS*

Patients seen in 24 months	Total	Change since previous quarter
Quarter ending December 2016	270	
Quarter ending March 2017	413	↑
Quarter ending June 2017	491	↑
Quarter ending September 2017	511	↑
Quarter ending December 2017	516	→
Variance since December 2016	91.1%	↑



ACTIVITY



Month	Adjusted Scheduled Activity (UDA)	
	2017	2018
April	-599	3
May	-564	103
June	-545	163
July	-510	293
August	-448	374
September	-369	416
October	-342	505
November	-193	556
December	-126	568
January	130	
February	257	
March	406	
April	518	
May	696	
June	701	

QUALITY

	Quantity	Base Number	Contract	AT	Region	England
% of FP17s for the same patient ID Re-attending within 3 months - Children	0	2	0.0%	10.2%	11.6%	12.0%
% of FP17s for the same patient ID Re-attending within 3 months - Adults	4	293	1.4%	15.3%	16.7%	15.9%
% of FP17s for the same patient ID Re-attending between 3 & 9 months - Children	0	2	0.0%	48.0%	47.3%	58.0%
% of FP17s for the same patient ID Re-attending between 3 & 9 months - Adults	0	293	0.0%	38.2%	38.3%	50.5%
% of FP17s for Band 1 Urgent Courses	1	196	0.5%	10.0%	10.5%	9.0%
% of FP17s Relating to Free Repair or Replacements	1	196	0.5%	0.6%	0.6%	0.8%
% of FP17s Relating to Continuations	0	196	0.0%	0.9%	0.8%	1.1%
% of Patients satisfied with the dentistry they have received	0	0	N/A	90.0%	89.0%	91.5%
% of Patients satisfied with the time they had to wait for an appointment	0	0	N/A	87.4%	84.2%	87.9%

* This is based on patients treated on this contract for their most recent course of treatment. Figures in italics indicate the base number of FP17s or Patient Questionnaire responses are less than 100. N/A is shown where the base number of responses is less than 10 during the period. % is calculated as Quantity/Base number*100

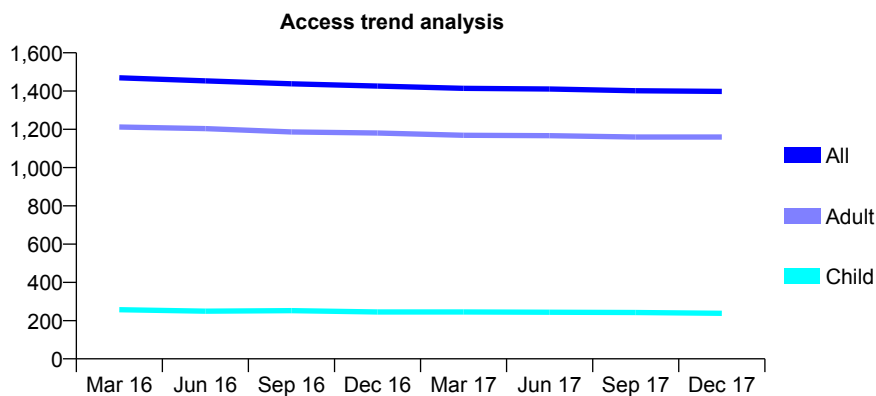
Q63 - Vital Signs At a Glance Contract Report for 740438/0001 - December 2017

Name or company name	MR K SINGH
Contract type name	GDS Contract
Purpose of contract	General
Contract start date	01/04/2006
Contract end date	

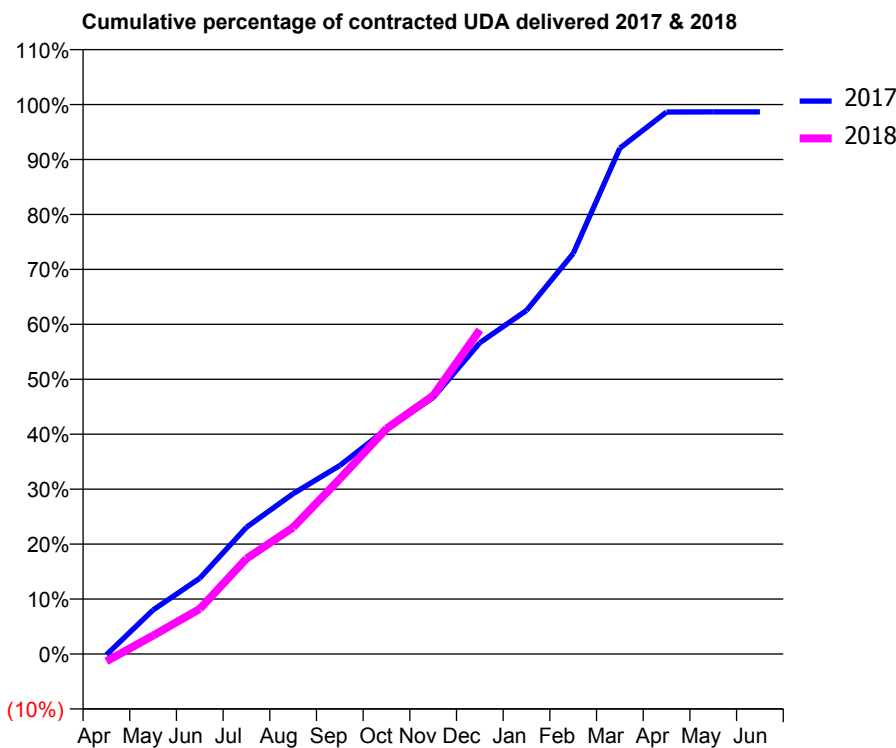
17/18 Contracted general activity (UDA)	7,307
Carry forward general activity (UDA)	98
17/18 Contracted orthodontic activity (UOA)	0
Carry forward orthodontic activity (UOA)	0
Baseline contract value	£181,015.37

ACCESS*

Patients seen in 24 months	Total	Change since previous quarter
Quarter ending December 2016	1,426	
Quarter ending March 2017	1,414	→
Quarter ending June 2017	1,411	→
Quarter ending September 2017	1,402	→
Quarter ending December 2017	1,398	→
Variance since December 2016	(2.0%)	↓



ACTIVITY



Month	Adjusted Scheduled Activity (UDA)	
	2017	2018
April	-11	-98
May	585	246
June	1,008	600
July	1,686	1,269
August	2,132	1,683
September	2,506	2,330
October	2,990	2,998
November	3,411	3,435
December	4,139	4,309
January	4,569	
February	5,326	
March	6,726	
April	7,206	
May	7,209	
June	7,209	

QUALITY

	Quantity	Base Number	Contract	AT	Region	England
% of FP17s for the same patient ID Re-attending within 3 months - Children	20	294	6.8%	10.2%	11.6%	12.0%
% of FP17s for the same patient ID Re-attending within 3 months - Adults	206	1,118	18.4%	15.3%	16.7%	15.9%
% of FP17s for the same patient ID Re-attending between 3 & 9 months - Children	226	294	76.9%	48.0%	47.3%	58.0%
% of FP17s for the same patient ID Re-attending between 3 & 9 months - Adults	445	1,118	39.8%	38.2%	38.3%	50.5%
% of FP17s for Band 1 Urgent Courses	107	1,312	8.2%	10.0%	10.5%	9.0%
% of FP17s Relating to Free Repair or Replacements	20	1,312	1.5%	0.6%	0.6%	0.8%
% of FP17s Relating to Continuations	59	1,312	4.5%	0.9%	0.8%	1.1%
% of Patients satisfied with the dentistry they have received	2	3	N/A	90.0%	89.0%	91.5%
% of Patients satisfied with the time they had to wait for an appointment	3	3	N/A	87.4%	84.2%	87.9%

* This is based on patients treated on this contract for their most recent course of treatment. Figures in italics indicate the base number of FP17s or Patient Questionnaire responses are less than 100. N/A is shown where the base number of responses is less than 10 during the period. % is calculated as Quantity/Base number*100

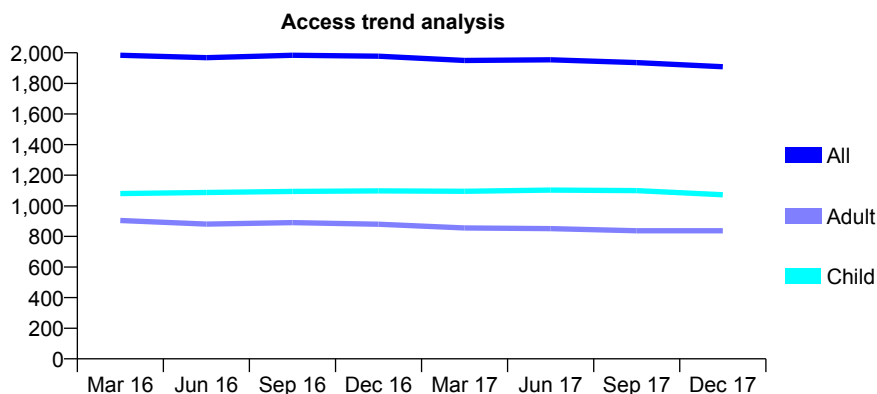
Q63 - Vital Signs At a Glance Contract Report for 741299/0002 - December 2017

Name or company name	MISS DH QUIGLEY
Contract type name	GDS Contract
Purpose of contract	General
Contract start date	01/04/2006
Contract end date	

17/18 Contracted general activity (UDA)	6,718
Carry forward general activity (UDA)	0
17/18 Contracted orthodontic activity (UOA)	0
Carry forward orthodontic activity (UOA)	0
Baseline contract value	£177,131.28

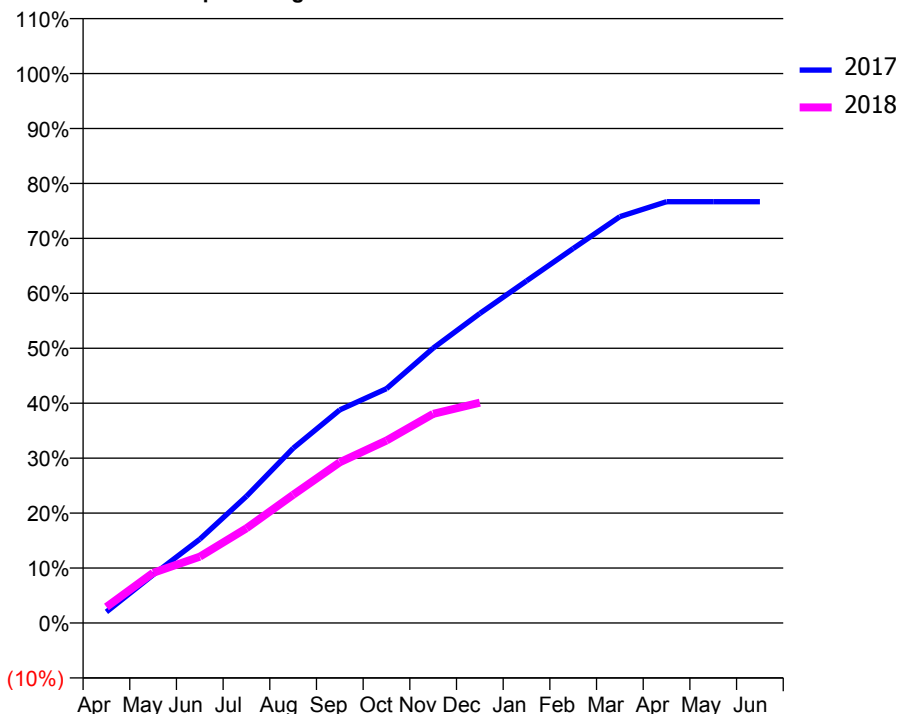
ACCESS*

Patients seen in 24 months	Total	Change since previous quarter
Quarter ending December 2016	1,978	
Quarter ending March 2017	1,950	↓
Quarter ending June 2017	1,954	→
Quarter ending September 2017	1,936	→
Quarter ending December 2017	1,909	↓
Variance since December 2016	(3.5%)	↓



ACTIVITY

Cumulative percentage of contracted UDA delivered 2017 & 2018



Month	Adjusted Scheduled Activity (UDA)	
	2017	2018
April	135	197
May	589	615
June	1,025	811
July	1,550	1,158
August	2,137	1,568
September	2,606	1,965
October	2,865	2,231
November	3,361	2,557
December	3,785	2,694
January	4,183	
February	4,578	
March	4,969	
April	5,150	
May	5,150	
June	5,150	

QUALITY

	Quantity	Base Number	Contract	AT	Region	England
% of FP17s for the same patient ID Re-attending within 3 months - Children	109	997	10.9%	10.2%	11.6%	12.0%
% of FP17s for the same patient ID Re-attending within 3 months - Adults	103	602	17.1%	15.3%	16.7%	15.9%
% of FP17s for the same patient ID Re-attending between 3 & 9 months - Children	480	997	48.1%	48.0%	47.3%	58.0%
% of FP17s for the same patient ID Re-attending between 3 & 9 months - Adults	273	602	45.3%	38.2%	38.3%	50.5%
% of FP17s for Band 1 Urgent Courses	214	1,514	14.1%	10.0%	10.5%	9.0%
% of FP17s Relating to Free Repair or Replacements	0	1,514	0.0%	0.6%	0.6%	0.8%
% of FP17s Relating to Continuations	7	1,514	0.5%	0.9%	0.8%	1.1%
% of Patients satisfied with the dentistry they have received	1	1	N/A	90.0%	89.0%	91.5%
% of Patients satisfied with the time they had to wait for an appointment	0	1	N/A	87.4%	84.2%	87.9%

* This is based on patients treated on this contract for their most recent course of treatment. Figures in italics indicate the base number of FP17s or Patient Questionnaire responses are less than 100. N/A is shown where the base number of responses is less than 10 during the period. % is calculated as Quantity/Base number*100

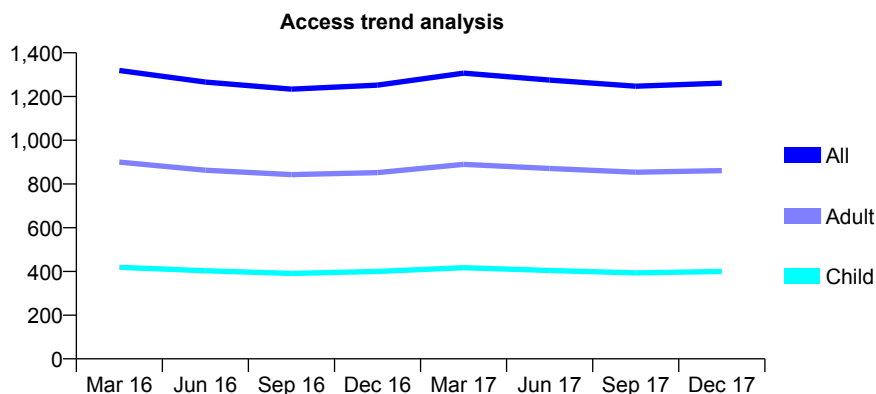
Q63 - Vital Signs At a Glance Contract Report for 742066/0001 - December 2017

Name or company name	MISS S GAJREE
Contract type name	GDS Contract
Purpose of contract	General
Contract start date	01/04/2006
Contract end date	

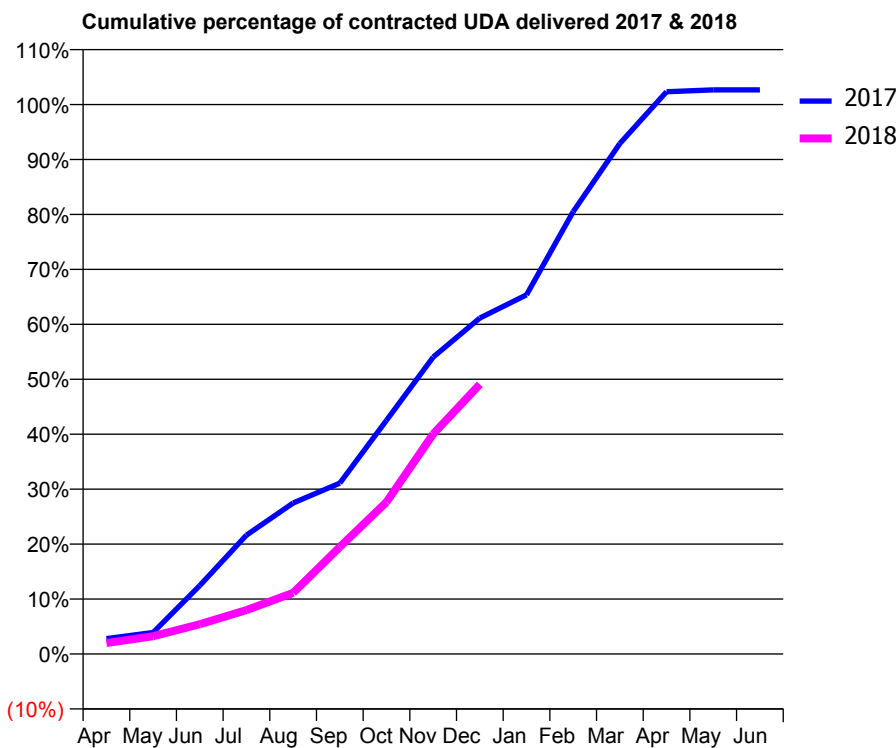
17/18 Contracted general activity (UDA)	4,621
Carry forward general activity (UDA)	-92
17/18 Contracted orthodontic activity (UOA)	0
Carry forward orthodontic activity (UOA)	0
Baseline contract value	£134,366.66

ACCESS*

Patients seen in 24 months	Total	Change since previous quarter
Quarter ending December 2016	1,252	
Quarter ending March 2017	1,307	↑
Quarter ending June 2017	1,275	↓
Quarter ending September 2017	1,247	↓
Quarter ending December 2017	1,261	→
Variance since December 2016	0.7%	→



ACTIVITY



Month	Adjusted Scheduled Activity (UDA)	
	2017	2018
April	130	92
May	181	150
June	576	251
July	999	369
August	1,270	514
September	1,437	900
October	1,965	1,277
November	2,497	1,850
December	2,825	2,268
January	3,021	
February	3,720	
March	4,294	
April	4,728	
May	4,744	
June	4,744	

QUALITY

	Quantity	Base Number	Contract	AT	Region	England
% of FP17s for the same patient ID Re-attending within 3 months - Children	18	310	5.8%	10.2%	11.6%	12.0%
% of FP17s for the same patient ID Re-attending within 3 months - Adults	51	592	8.6%	15.3%	16.7%	15.9%
% of FP17s for the same patient ID Re-attending between 3 & 9 months - Children	142	310	45.8%	48.0%	47.3%	58.0%
% of FP17s for the same patient ID Re-attending between 3 & 9 months - Adults	252	592	42.6%	38.2%	38.3%	50.5%
% of FP17s for Band 1 Urgent Courses	98	769	12.7%	10.0%	10.5%	9.0%
% of FP17s Relating to Free Repair or Replacements	3	769	0.4%	0.6%	0.6%	0.8%
% of FP17s Relating to Continuations	2	769	0.3%	0.9%	0.8%	1.1%
% of Patients satisfied with the dentistry they have received	2	2	N/A	90.0%	89.0%	91.5%
% of Patients satisfied with the time they had to wait for an appointment	2	2	N/A	87.4%	84.2%	87.9%

* This is based on patients treated on this contract for their most recent course of treatment. Figures in italics indicate the base number of FP17s or Patient Questionnaire responses are less than 100. N/A is shown where the base number of responses is less than 10 during the period. % is calculated as Quantity/Base number*100

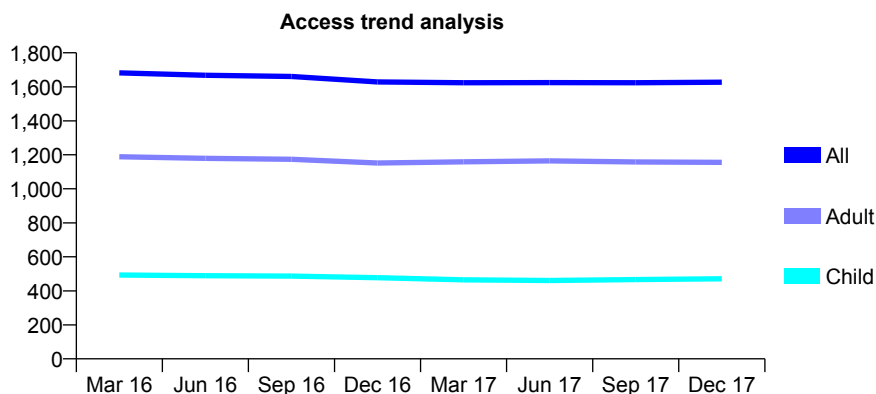
Q63 - Vital Signs At a Glance Contract Report for 745022/0001 - December 2017

Name or company name	MR NH DOUGLAS
Contract type name	GDS Contract
Purpose of contract	General
Contract start date	01/04/2006
Contract end date	

17/18 Contracted general activity (UDA)	5,200
Carry forward general activity (UDA)	-16
17/18 Contracted orthodontic activity (UOA)	0
Carry forward orthodontic activity (UOA)	0
Baseline contract value	£122,244.84

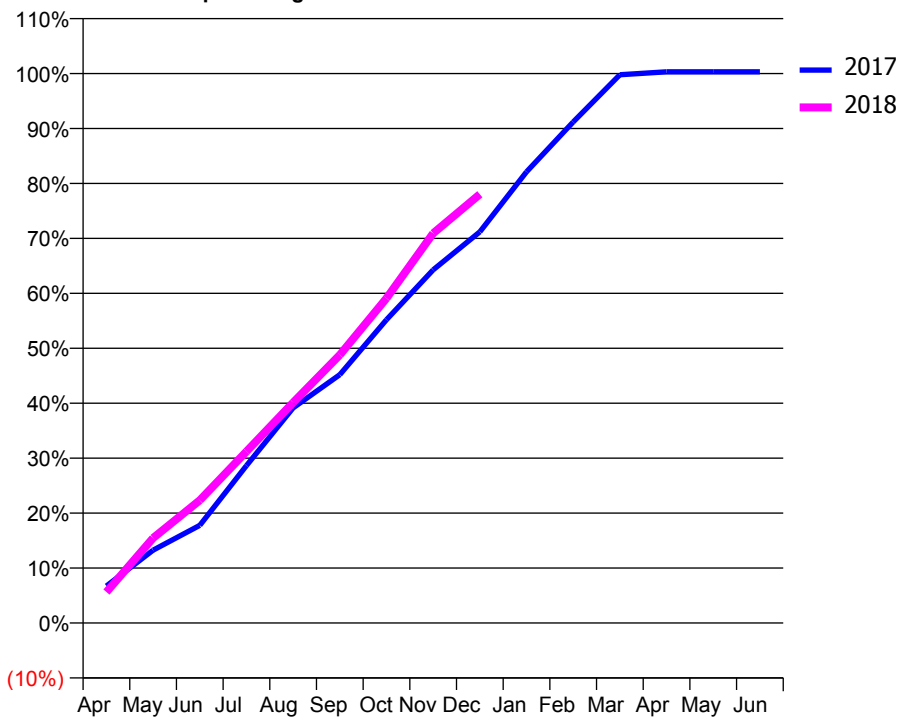
ACCESS*

Patients seen in 24 months	Total	Change since previous quarter
Quarter ending December 2016	1,629	
Quarter ending March 2017	1,624	→
Quarter ending June 2017	1,625	→
Quarter ending September 2017	1,624	→
Quarter ending December 2017	1,627	→
Variance since December 2016	(0.1%)	→



ACTIVITY

Cumulative percentage of contracted UDA delivered 2017 & 2018



Month	Adjusted Scheduled Activity (UDA)	
	2017	2018
April	350	293
May	690	804
June	925	1,161
July	1,490	1,623
August	2,036	2,087
September	2,350	2,537
October	2,870	3,074
November	3,342	3,688
December	3,701	4,058
January	4,270	
February	4,742	
March	5,189	
April	5,216	
May	5,216	
June	5,216	

QUALITY

	Quantity	Base Number	Contract	AT	Region	England
% of FP17s for the same patient ID Re-attending within 3 months - Children	27	481	5.6%	10.2%	11.6%	12.0%
% of FP17s for the same patient ID Re-attending within 3 months - Adults	233	1,222	19.1%	15.3%	16.7%	15.9%
% of FP17s for the same patient ID Re-attending between 3 & 9 months - Children	268	481	55.7%	48.0%	47.3%	58.0%
% of FP17s for the same patient ID Re-attending between 3 & 9 months - Adults	613	1,222	50.2%	38.2%	38.3%	50.5%
% of FP17s for Band 1 Urgent Courses	129	1,682	7.7%	10.0%	10.5%	9.0%
% of FP17s Relating to Free Repair or Replacements	15	1,682	0.9%	0.6%	0.6%	0.8%
% of FP17s Relating to Continuations	61	1,682	3.6%	0.9%	0.8%	1.1%
% of Patients satisfied with the dentistry they have received	1	1	N/A	90.0%	89.0%	91.5%
% of Patients satisfied with the time they had to wait for an appointment	1	1	N/A	87.4%	84.2%	87.9%

* This is based on patients treated on this contract for their most recent course of treatment. Figures in italics indicate the base number of FP17s or Patient Questionnaire responses are less than 100. N/A is shown where the base number of responses is less than 10 during the period. % is calculated as Quantity/Base number*100

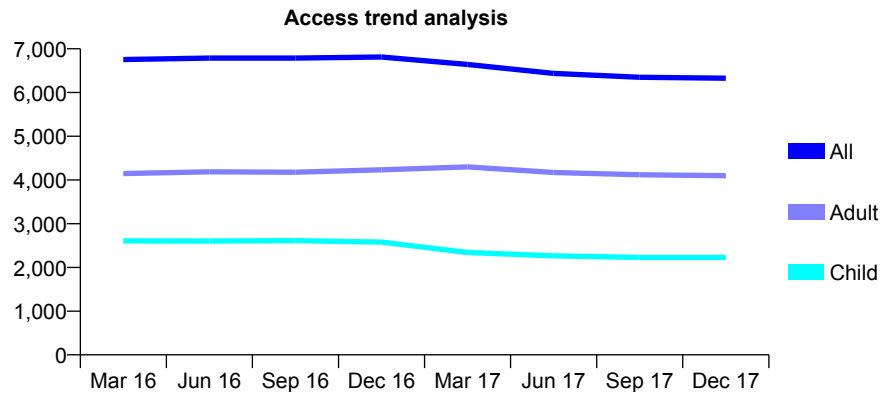
Q63 - Vital Signs At a Glance Contract Report for 746584/0001 - December 2017

Name or company name	MR N KARIA
Contract type name	GDS Contract
Purpose of contract	General
Contract start date	01/04/2006
Contract end date	

17/18 Contracted general activity (UDA)	16,350
Carry forward general activity (UDA)	-171
17/18 Contracted orthodontic activity (UOA)	0
Carry forward orthodontic activity (UOA)	0
Baseline contract value	£473,024.69

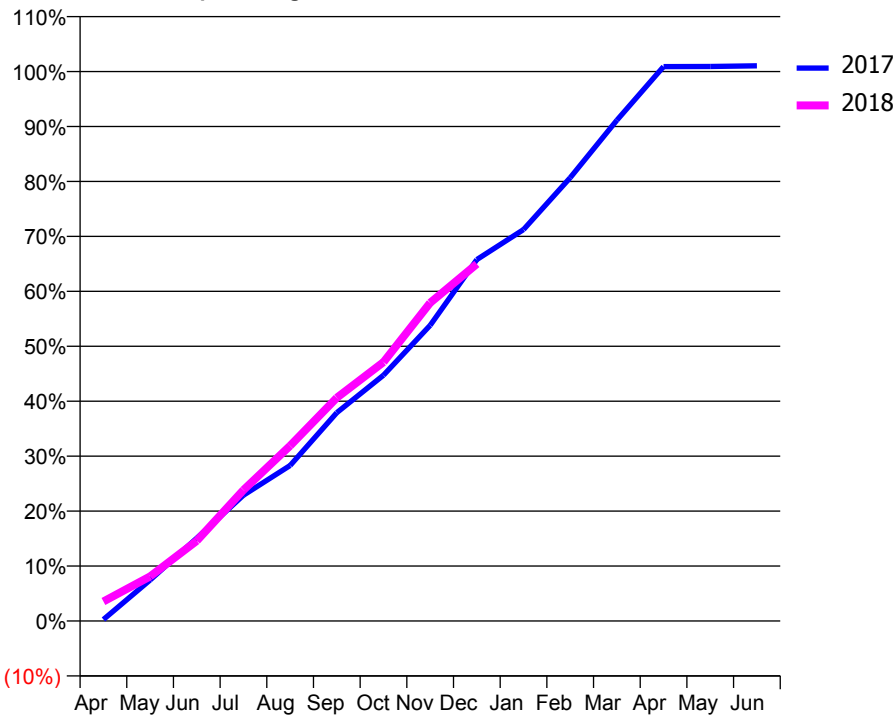
ACCESS*

Patients seen in 24 months	Total	Change since previous quarter
Quarter ending December 2016	6,811	
Quarter ending March 2017	6,642	↓
Quarter ending June 2017	6,437	↓
Quarter ending September 2017	6,348	↓
Quarter ending December 2017	6,328	→
Variance since December 2016	(7.1%)	↓



ACTIVITY

Cumulative percentage of contracted UDA delivered 2017 & 2018



Month	Adjusted Scheduled Activity (UDA)	
	2017	2018
April	47	583
May	1,220	1,326
June	2,465	2,385
July	3,745	3,899
August	4,629	5,217
September	6,199	6,644
October	7,313	7,703
November	8,800	9,468
December	10,756	10,622
January	11,645	
February	13,192	
March	14,900	
April	16,494	
May	16,501	
June	16,521	

QUALITY

	Quantity	Base Number	Contract	AT	Region	England
% of FP17s for the same patient ID Re-attending within 3 months - Children	135	1,783	7.6%	10.2%	11.6%	12.0%
% of FP17s for the same patient ID Re-attending within 3 months - Adults	704	3,447	20.4%	15.3%	16.7%	15.9%
% of FP17s for the same patient ID Re-attending between 3 & 9 months - Children	660	1,783	37.0%	48.0%	47.3%	58.0%
% of FP17s for the same patient ID Re-attending between 3 & 9 months - Adults	1,228	3,447	35.6%	38.2%	38.3%	50.5%
% of FP17s for Band 1 Urgent Courses	651	4,311	15.1%	10.0%	10.5%	9.0%
% of FP17s Relating to Free Repair or Replacements	2	4,311	0.0%	0.6%	0.6%	0.8%
% of FP17s Relating to Continuations	47	4,311	1.1%	0.9%	0.8%	1.1%
% of Patients satisfied with the dentistry they have received	2	2	N/A	90.0%	89.0%	91.5%
% of Patients satisfied with the time they had to wait for an appointment	2	2	N/A	87.4%	84.2%	87.9%

* This is based on patients treated on this contract for their most recent course of treatment. Figures in italics indicate the base number of FP17s or Patient Questionnaire responses are less than 100. N/A is shown where the base number of responses is less than 10 during the period. % is calculated as Quantity/Base number*100

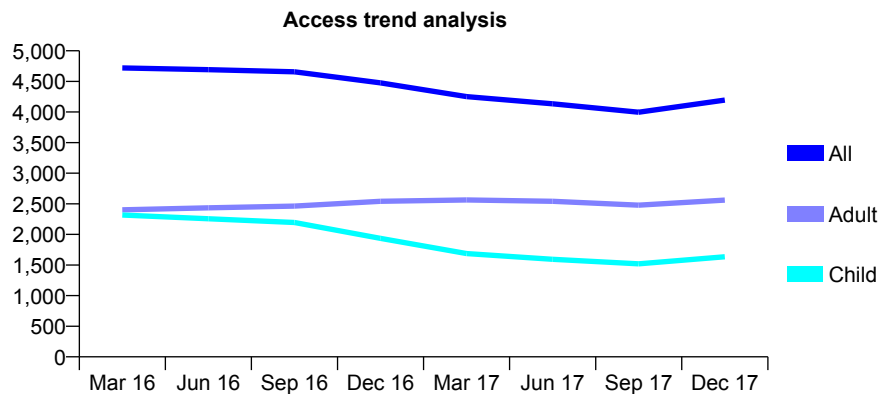
Q63 - Vital Signs At a Glance Contract Report for 746584/0004 - December 2017

Name or company name	MR N KARIA
Contract type name	GDS Contract
Purpose of contract	General
Contract start date	01/04/2006
Contract end date	

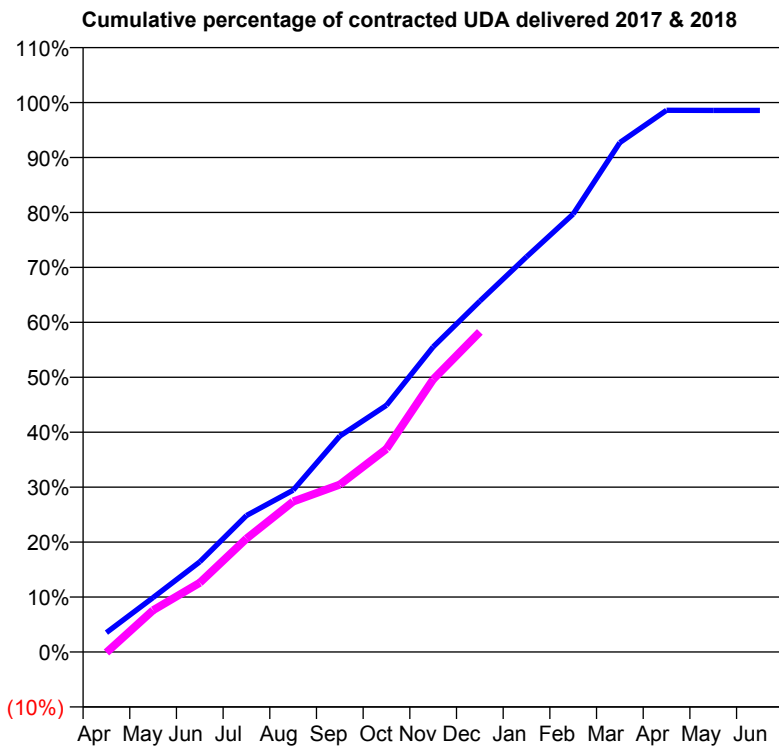
17/18 Contracted general activity (UDA)	11,787
Carry forward general activity (UDA)	171
17/18 Contracted orthodontic activity (UOA)	0
Carry forward orthodontic activity (UOA)	0
Baseline contract value	£305,784.67

ACCESS*

Patients seen in 24 months	Total	Change since previous quarter
Quarter ending December 2016	4,476	
Quarter ending March 2017	4,252	↓
Quarter ending June 2017	4,135	↓
Quarter ending September 2017	3,997	↓
Quarter ending December 2017	4,195	↑
Variance since December 2016	(6.3%)	↓



ACTIVITY



Month	Adjusted Scheduled Activity (UDA)	
	2017	2018
April	417	-12
May	1,168	898
June	1,935	1,487
July	2,929	2,432
August	3,471	3,227
September	4,633	3,590
October	5,293	4,357
November	6,547	5,847
December	7,528	6,867
January	8,478	
February	9,395	
March	10,929	
April	11,619	
May	11,616	
June	11,616	

QUALITY

	Quantity	Base Number	Contract	AT	Region	England
% of FP17s for the same patient ID Re-attending within 3 months - Children	99	1,558	6.4%	10.2%	11.6%	12.0%
% of FP17s for the same patient ID Re-attending within 3 months - Adults	407	2,390	17.0%	15.3%	16.7%	15.9%
% of FP17s for the same patient ID Re-attending between 3 & 9 months - Children	837	1,558	53.7%	48.0%	47.3%	58.0%
% of FP17s for the same patient ID Re-attending between 3 & 9 months - Adults	1,260	2,390	52.7%	38.2%	38.3%	50.5%
% of FP17s for Band 1 Urgent Courses	452	3,670	12.3%	10.0%	10.5%	9.0%
% of FP17s Relating to Free Repair or Replacements	5	3,670	0.1%	0.6%	0.6%	0.8%
% of FP17s Relating to Continuations	29	3,670	0.8%	0.9%	0.8%	1.1%
% of Patients satisfied with the dentistry they have received	0	0	N/A	90.0%	89.0%	91.5%
% of Patients satisfied with the time they had to wait for an appointment	0	0	N/A	87.4%	84.2%	87.9%

* This is based on patients treated on this contract for their most recent course of treatment. Figures in italics indicate the base number of FP17s or Patient Questionnaire responses are less than 100. N/A is shown where the base number of responses is less than 10 during the period. % is calculated as Quantity/Base number*100

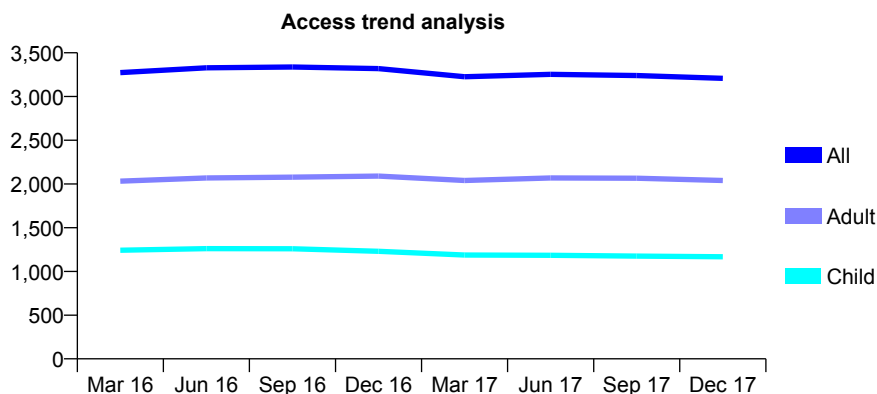
Q63 - Vital Signs At a Glance Contract Report for 748587/0001 - December 2017

Name or company name	MISS KD MCLAREN
Contract type name	GDS Contract
Purpose of contract	General
Contract start date	01/04/2006
Contract end date	

17/18 Contracted general activity (UDA)	5,992
Carry forward general activity (UDA)	-120
17/18 Contracted orthodontic activity (UOA)	0
Carry forward orthodontic activity (UOA)	0
Baseline contract value	£137,621.74

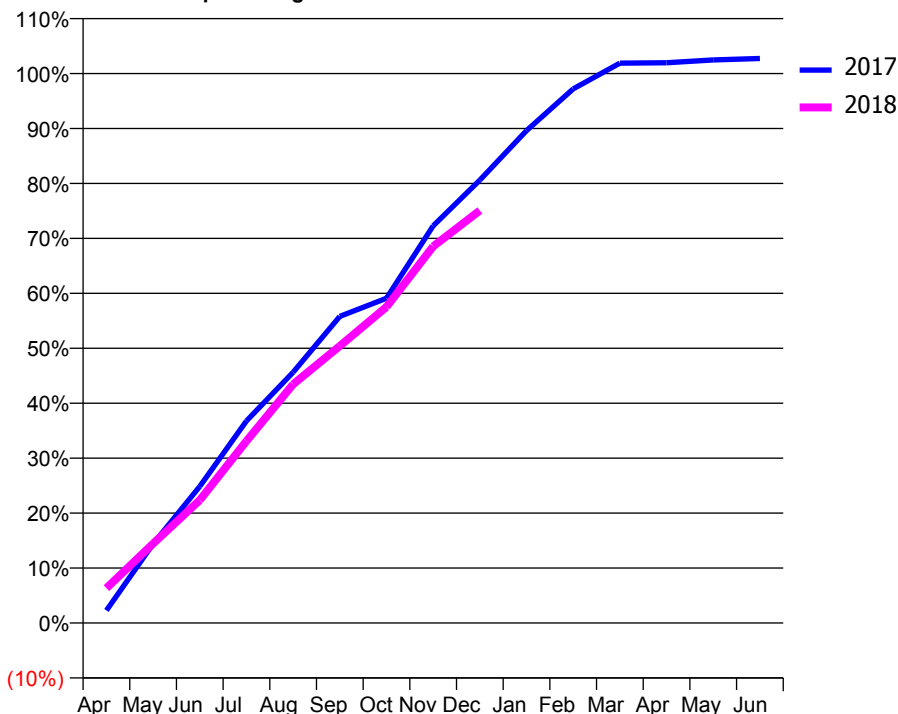
ACCESS*

Patients seen in 24 months	Total	Change since previous quarter
Quarter ending December 2016	3,320	
Quarter ending March 2017	3,226	↓
Quarter ending June 2017	3,253	→
Quarter ending September 2017	3,240	→
Quarter ending December 2017	3,208	→
Variance since December 2016	(3.4%)	↓



ACTIVITY

Cumulative percentage of contracted UDA delivered 2017 & 2018



Month	Adjusted Scheduled Activity (UDA)	
	2017	2018
April	138	380
May	863	866
June	1,490	1,340
July	2,203	1,984
August	2,734	2,603
September	3,343	3,020
October	3,542	3,447
November	4,332	4,107
December	4,829	4,499
January	5,370	
February	5,824	
March	6,105	
April	6,109	
May	6,140	
June	6,156	

QUALITY

	Quantity	Base Number	Contract	AT	Region	England
% of FP17s for the same patient ID Re-attending within 3 months - Children	52	1,210	4.3%	10.2%	11.6%	12.0%
% of FP17s for the same patient ID Re-attending within 3 months - Adults	120	1,419	8.5%	15.3%	16.7%	15.9%
% of FP17s for the same patient ID Re-attending between 3 & 9 months - Children	633	1,210	52.3%	48.0%	47.3%	58.0%
% of FP17s for the same patient ID Re-attending between 3 & 9 months - Adults	422	1,419	29.7%	38.2%	38.3%	50.5%
% of FP17s for Band 1 Urgent Courses	179	2,596	6.9%	10.0%	10.5%	9.0%
% of FP17s Relating to Free Repair or Replacements	17	2,596	0.7%	0.6%	0.6%	0.8%
% of FP17s Relating to Continuations	5	2,596	0.2%	0.9%	0.8%	1.1%
% of Patients satisfied with the dentistry they have received	3	3	N/A	90.0%	89.0%	91.5%
% of Patients satisfied with the time they had to wait for an appointment	2	3	N/A	87.4%	84.2%	87.9%

* This is based on patients treated on this contract for their most recent course of treatment. Figures in italics indicate the base number of FP17s or Patient Questionnaire responses are less than 100. N/A is shown where the base number of responses is less than 10 during the period. % is calculated as Quantity/Base number*100

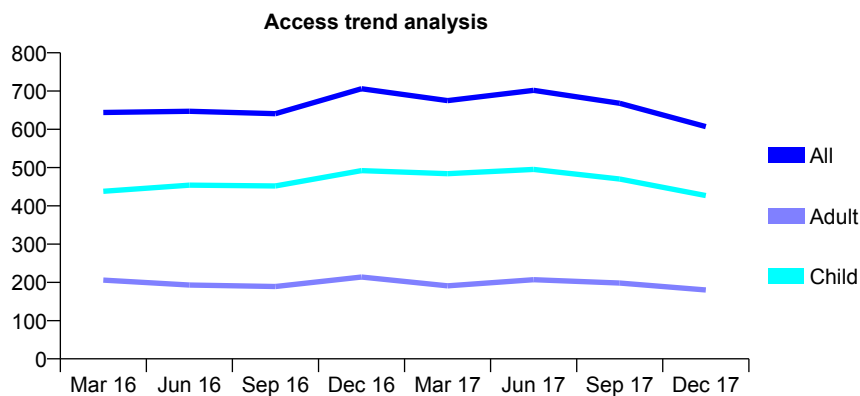
Q63 - Vital Signs At a Glance Contract Report for 750263/0001 - December 2017

Name or company name	MISS B THURAI SUNDARAM
Contract type name	GDS Contract
Purpose of contract	General
Contract start date	01/04/2006
Contract end date	

17/18 Contracted general activity (UDA)	2,000
Carry forward general activity (UDA)	-40
17/18 Contracted orthodontic activity (UOA)	0
Carry forward orthodontic activity (UOA)	0
Baseline contract value	£52,066.40

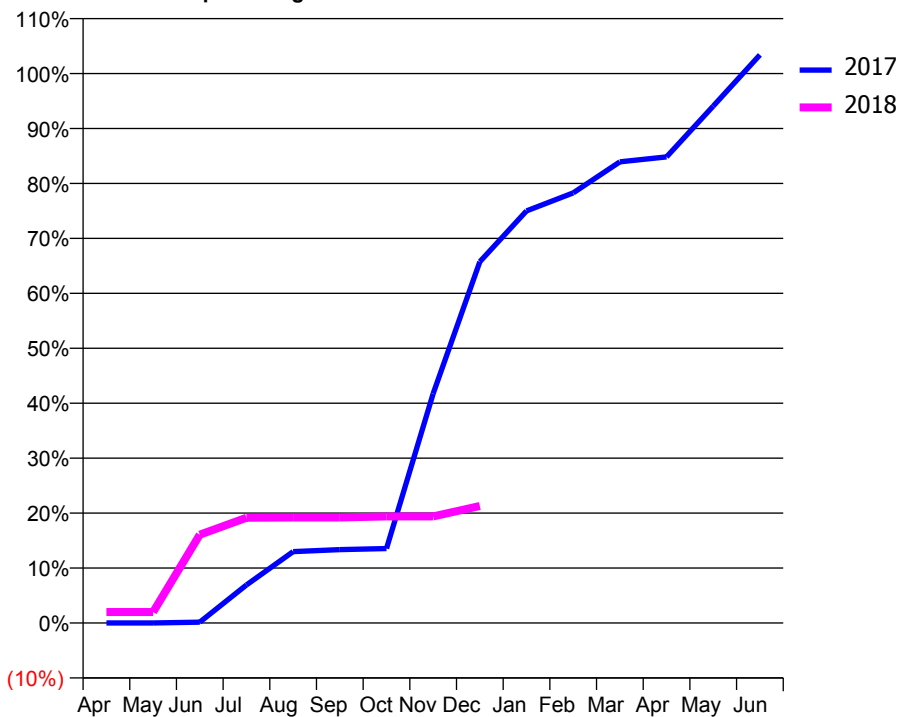
ACCESS*

Patients seen in 24 months	Total	Change since previous quarter
Quarter ending December 2016	706	
Quarter ending March 2017	675	↓
Quarter ending June 2017	702	↑
Quarter ending September 2017	668	↓
Quarter ending December 2017	607	↓
Variance since December 2016	(14.0%)	↓



ACTIVITY

Cumulative percentage of contracted UDA delivered 2017 & 2018



Month	Adjusted Scheduled Activity (UDA)	
	2017	2018
April	0	40
May	0	40
June	3	321
July	138	383
August	260	384
September	267	384
October	271	388
November	835	388
December	1,315	426
January	1,500	
February	1,566	
March	1,679	
April	1,697	
May	1,882	
June	2,068	

QUALITY

	Quantity	Base Number	Contract	AT	Region	England
% of FP17s for the same patient ID Re-attending within 3 months - Children	25	215	11.6%	10.2%	11.6%	12.0%
% of FP17s for the same patient ID Re-attending within 3 months - Adults	8	58	13.8%	15.3%	16.7%	15.9%
% of FP17s for the same patient ID Re-attending between 3 & 9 months - Children	116	215	54.0%	48.0%	47.3%	58.0%
% of FP17s for the same patient ID Re-attending between 3 & 9 months - Adults	24	58	41.4%	38.2%	38.3%	50.5%
% of FP17s for Band 1 Urgent Courses	19	168	11.3%	10.0%	10.5%	9.0%
% of FP17s Relating to Free Repair or Replacements	0	168	0.0%	0.6%	0.6%	0.8%
% of FP17s Relating to Continuations	0	168	0.0%	0.9%	0.8%	1.1%
% of Patients satisfied with the dentistry they have received	1	1	N/A	90.0%	89.0%	91.5%
% of Patients satisfied with the time they had to wait for an appointment	1	1	N/A	87.4%	84.2%	87.9%

* This is based on patients treated on this contract for their most recent course of treatment. Figures in italics indicate the base number of FP17s or Patient Questionnaire responses are less than 100. N/A is shown where the base number of responses is less than 10 during the period. % is calculated as Quantity/Base number*100

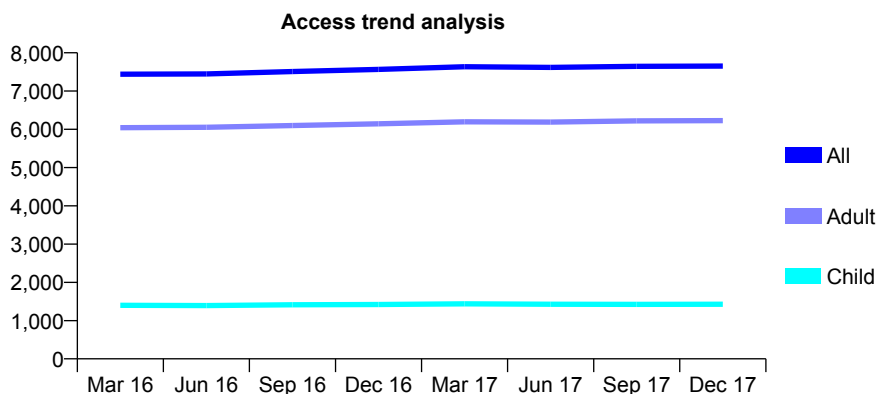
Q63 - Vital Signs At a Glance Contract Report for 752304/0002 - December 2017

Name or company name	MR MS DARR
Contract type name	GDS Contract
Purpose of contract	General
Contract start date	01/01/2007
Contract end date	

17/18 Contracted general activity (UDA)	21,659
Carry forward general activity (UDA)	226
17/18 Contracted orthodontic activity (UOA)	0
Carry forward orthodontic activity (UOA)	0
Baseline contract value	£564,083.20

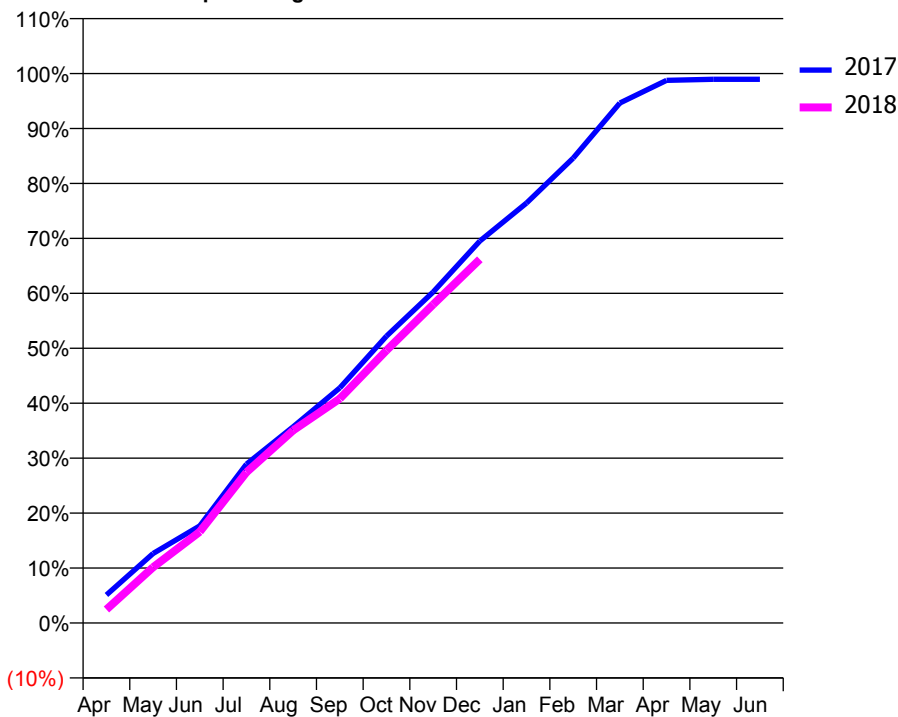
ACCESS*

Patients seen in 24 months	Total	Change since previous quarter
Quarter ending December 2016	7,565	
Quarter ending March 2017	7,635	→
Quarter ending June 2017	7,618	→
Quarter ending September 2017	7,645	→
Quarter ending December 2017	7,652	→
Variance since December 2016	1.2%	→



ACTIVITY

Cumulative percentage of contracted UDA delivered 2017 & 2018



Month	Adjusted Scheduled Activity (UDA)	
	2017	2018
April	1,104	532
May	2,740	2,202
June	3,828	3,598
July	6,261	5,942
August	7,734	7,591
September	9,267	8,842
October	11,306	10,745
November	13,049	12,554
December	15,054	14,337
January	16,556	
February	18,323	
March	20,498	
April	21,391	
May	21,430	
June	21,433	

QUALITY

	Quantity	Base Number	Contract	AT	Region	England
% of FP17s for the same patient ID Re-attending within 3 months - Children	93	1,388	6.7%	10.2%	11.6%	12.0%
% of FP17s for the same patient ID Re-attending within 3 months - Adults	762	5,988	12.7%	15.3%	16.7%	15.9%
% of FP17s for the same patient ID Re-attending between 3 & 9 months - Children	477	1,388	34.4%	48.0%	47.3%	58.0%
% of FP17s for the same patient ID Re-attending between 3 & 9 months - Adults	2,345	5,988	39.2%	38.2%	38.3%	50.5%
% of FP17s for Band 1 Urgent Courses	513	7,012	7.3%	10.0%	10.5%	9.0%
% of FP17s Relating to Free Repair or Replacements	97	7,012	1.4%	0.6%	0.6%	0.8%
% of FP17s Relating to Continuations	62	7,012	0.9%	0.9%	0.8%	1.1%
% of Patients satisfied with the dentistry they have received	8	9	N/A	90.0%	89.0%	91.5%
% of Patients satisfied with the time they had to wait for an appointment	8	9	N/A	87.4%	84.2%	87.9%

* This is based on patients treated on this contract for their most recent course of treatment. Figures in italics indicate the base number of FP17s or Patient Questionnaire responses are less than 100. N/A is shown where the base number of responses is less than 10 during the period. % is calculated as Quantity/Base number*100

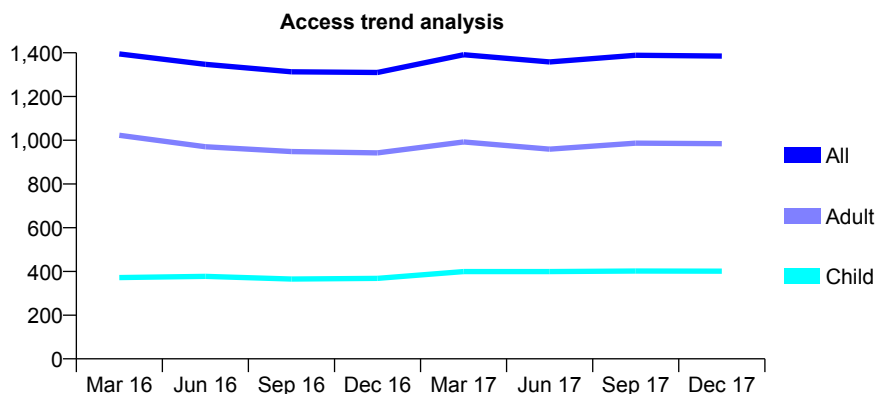
Q63 - Vital Signs At a Glance Contract Report for 753610/0002 - December 2017

Name or company name	MRS MC HASOON
Contract type name	GDS Contract
Purpose of contract	General
Contract start date	09/03/2007
Contract end date	

17/18 Contracted general activity (UDA)	3,482
Carry forward general activity (UDA)	-45
17/18 Contracted orthodontic activity (UOA)	0
Carry forward orthodontic activity (UOA)	0
Baseline contract value	£90,781.10

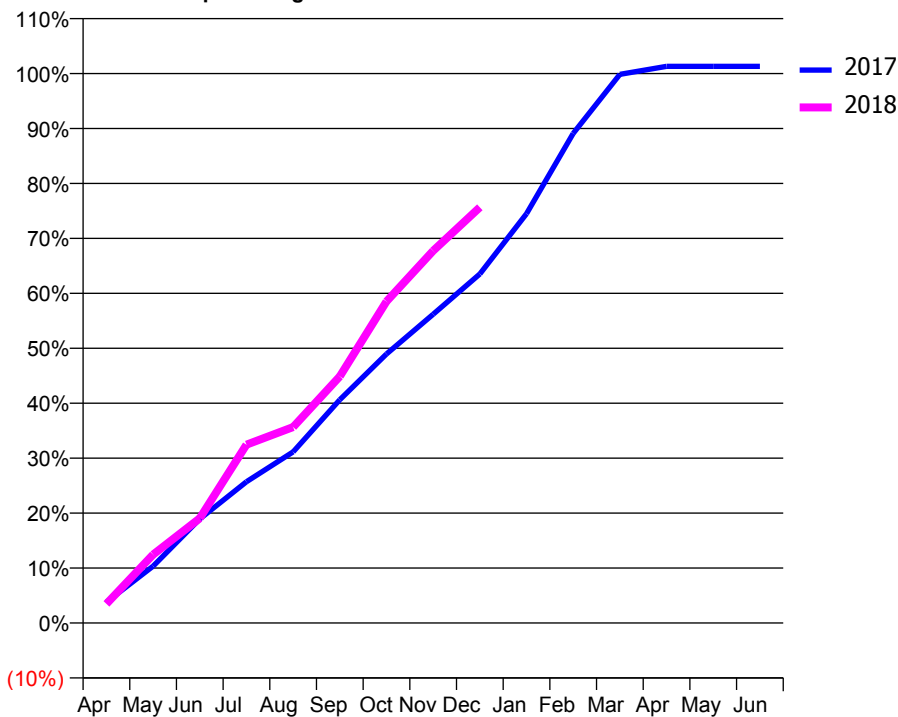
ACCESS*

Patients seen in 24 months	Total	Change since previous quarter
Quarter ending December 2016	1,310	
Quarter ending March 2017	1,391	↑
Quarter ending June 2017	1,358	↓
Quarter ending September 2017	1,389	↑
Quarter ending December 2017	1,385	→
Variance since December 2016	5.7%	↑



ACTIVITY

Cumulative percentage of contracted UDA delivered 2017 & 2018



Month	Adjusted Scheduled Activity (UDA)	
	2017	2018
April	132	121
May	360	434
June	660	664
July	895	1,130
August	1,085	1,242
September	1,415	1,562
October	1,705	2,038
November	1,957	2,359
December	2,212	2,634
January	2,594	
February	3,103	
March	3,476	
April	3,527	
May	3,527	
June	3,527	

QUALITY

	Quantity	Base Number	Contract	AT	Region	England
% of FP17s for the same patient ID Re-attending within 3 months - Children	14	304	4.6%	10.2%	11.6%	12.0%
% of FP17s for the same patient ID Re-attending within 3 months - Adults	40	666	6.0%	15.3%	16.7%	15.9%
% of FP17s for the same patient ID Re-attending between 3 & 9 months - Children	102	304	33.6%	48.0%	47.3%	58.0%
% of FP17s for the same patient ID Re-attending between 3 & 9 months - Adults	155	666	23.3%	38.2%	38.3%	50.5%
% of FP17s for Band 1 Urgent Courses	52	956	5.4%	10.0%	10.5%	9.0%
% of FP17s Relating to Free Repair or Replacements	10	956	1.0%	0.6%	0.6%	0.8%
% of FP17s Relating to Continuations	3	956	0.3%	0.9%	0.8%	1.1%
% of Patients satisfied with the dentistry they have received	3	3	N/A	90.0%	89.0%	91.5%
% of Patients satisfied with the time they had to wait for an appointment	3	3	N/A	87.4%	84.2%	87.9%

* This is based on patients treated on this contract for their most recent course of treatment. Figures in italics indicate the base number of FP17s or Patient Questionnaire responses are less than 100. N/A is shown where the base number of responses is less than 10 during the period. % is calculated as Quantity/Base number*100

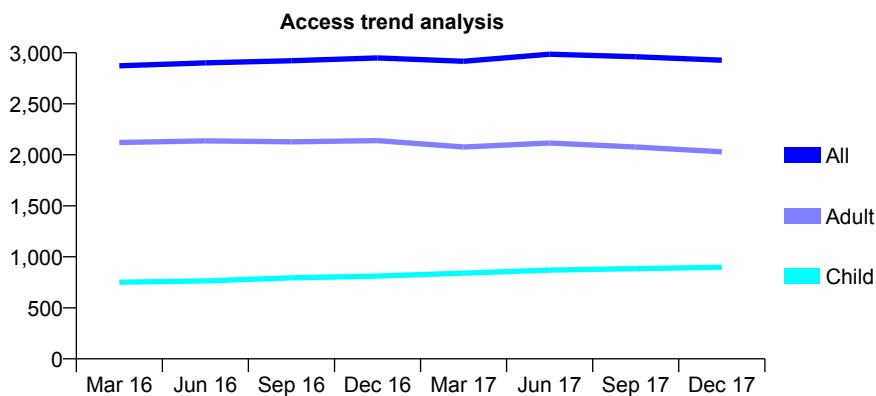
Q63 - Vital Signs At a Glance Contract Report for 753610/0003 - December 2017

Name or company name	MRS MC HASOON
Contract type name	GDS Contract
Purpose of contract	General
Contract start date	09/01/2013
Contract end date	

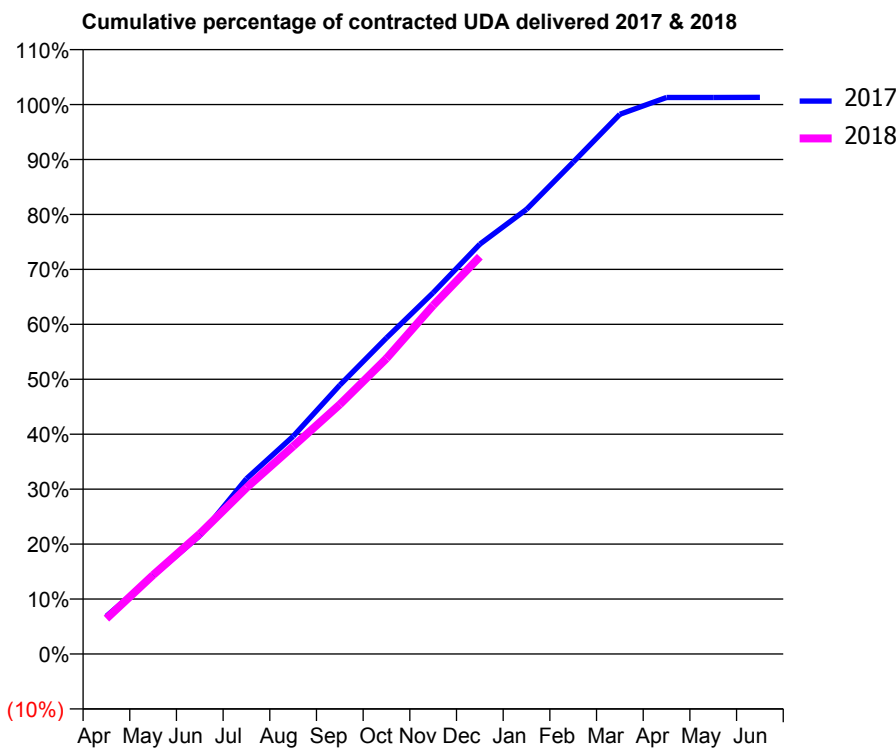
17/18 Contracted general activity (UDA)	7,224
Carry forward general activity (UDA)	-94
17/18 Contracted orthodontic activity (UOA)	0
Carry forward orthodontic activity (UOA)	0
Baseline contract value	£185,739.84

ACCESS*

Patients seen in 24 months	Total	Change since previous quarter
Quarter ending December 2016	2,950	
Quarter ending March 2017	2,917	↓
Quarter ending June 2017	2,986	↑
Quarter ending September 2017	2,961	→
Quarter ending December 2017	2,927	↓
Variance since December 2016	(0.8%)	→



ACTIVITY



Month	Adjusted Scheduled Activity (UDA)	
	2017	2018
April	496	466
May	1,031	1,039
June	1,555	1,580
July	2,304	2,186
August	2,863	2,730
September	3,534	3,282
October	4,156	3,886
November	4,749	4,584
December	5,388	5,222
January	5,845	
February	6,466	
March	7,096	
April	7,317	
May	7,317	
June	7,318	

QUALITY

	Quantity	Base Number	Contract	AT	Region	England
% of FP17s for the same patient ID Re-attending within 3 months - Children	28	753	3.7%	10.2%	11.6%	12.0%
% of FP17s for the same patient ID Re-attending within 3 months - Adults	163	1,606	10.1%	15.3%	16.7%	15.9%
% of FP17s for the same patient ID Re-attending between 3 & 9 months - Children	298	753	39.6%	48.0%	47.3%	58.0%
% of FP17s for the same patient ID Re-attending between 3 & 9 months - Adults	476	1,606	29.6%	38.2%	38.3%	50.5%
% of FP17s for Band 1 Urgent Courses	207	2,275	9.1%	10.0%	10.5%	9.0%
% of FP17s Relating to Free Repair or Replacements	3	2,275	0.1%	0.6%	0.6%	0.8%
% of FP17s Relating to Continuations	17	2,275	0.7%	0.9%	0.8%	1.1%
% of Patients satisfied with the dentistry they have received	1	1	N/A	90.0%	89.0%	91.5%
% of Patients satisfied with the time they had to wait for an appointment	1	1	N/A	87.4%	84.2%	87.9%

* This is based on patients treated on this contract for their most recent course of treatment. Figures in italics indicate the base number of FP17s or Patient Questionnaire responses are less than 100. N/A is shown where the base number of responses is less than 10 during the period. % is calculated as Quantity/Base number*100

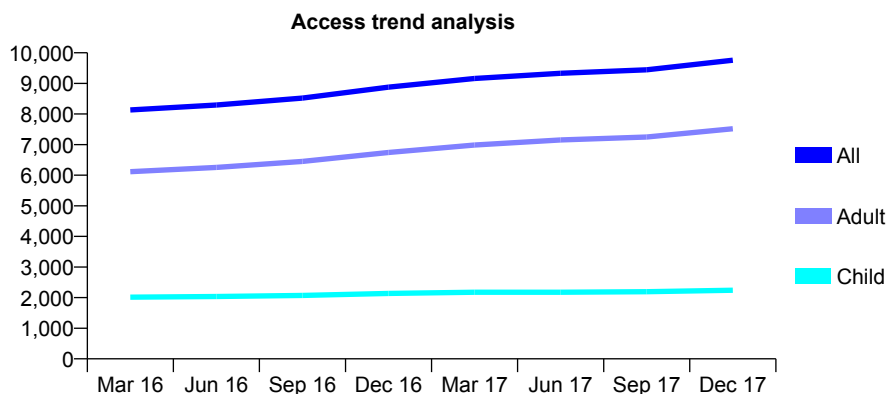
Q63 - Vital Signs At a Glance Contract Report for 762342/0001 - December 2017

Name or company name	MR D MOHAMMADI SOSHIK
Contract type name	GDS Contract
Purpose of contract	General
Contract start date	01/04/2006
Contract end date	

17/18 Contracted general activity (UDA)	32,064
Carry forward general activity (UDA)	968
17/18 Contracted orthodontic activity (UOA)	0
Carry forward orthodontic activity (UOA)	0
Baseline contract value	£895,564.79

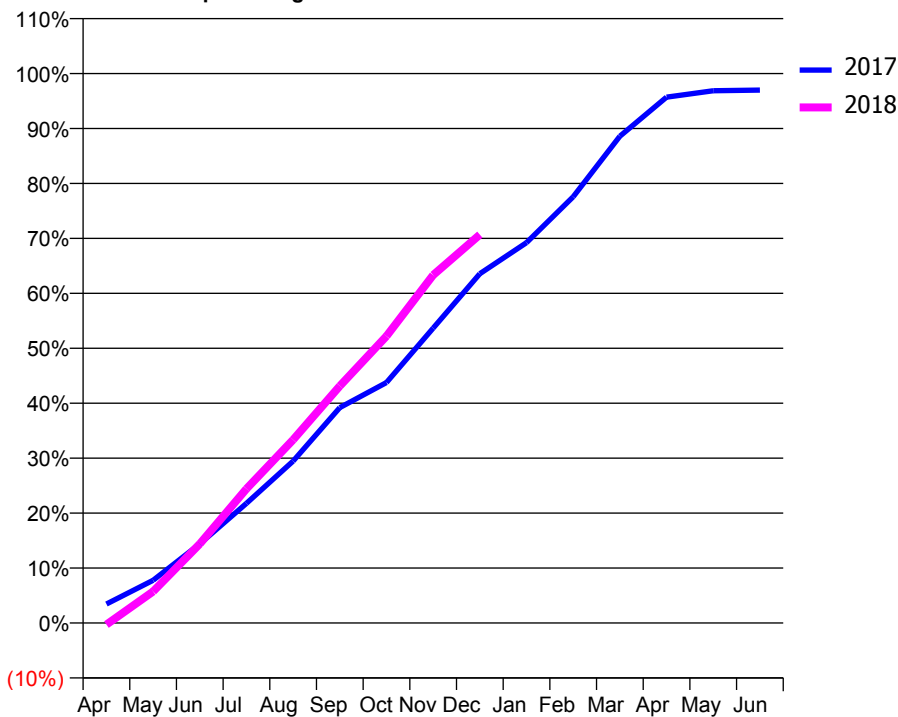
ACCESS*

Patients seen in 24 months	Total	Change since previous quarter
Quarter ending December 2016	8,879	
Quarter ending March 2017	9,163	↑
Quarter ending June 2017	9,329	→
Quarter ending September 2017	9,445	→
Quarter ending December 2017	9,760	↑
Variance since December 2016	9.9%	↑



ACTIVITY

Cumulative percentage of contracted UDA delivered 2017 & 2018



Month	Adjusted Scheduled Activity (UDA)	
	2017	2018
April	1,111	-98
May	2,498	1,837
June	4,622	4,616
July	6,986	7,835
August	9,454	10,694
September	12,572	13,828
October	14,031	16,741
November	17,204	20,303
December	20,381	22,660
January	22,194	
February	24,871	
March	28,405	
April	30,687	
May	31,060	
June	31,096	

QUALITY

	Quantity	Base Number	Contract	AT	Region	England
% of FP17s for the same patient ID Re-attending within 3 months - Children	241	2,163	11.1%	10.2%	11.6%	12.0%
% of FP17s for the same patient ID Re-attending within 3 months - Adults	1,448	6,987	20.7%	15.3%	16.7%	15.9%
% of FP17s for the same patient ID Re-attending between 3 & 9 months - Children	816	2,163	37.7%	48.0%	47.3%	58.0%
% of FP17s for the same patient ID Re-attending between 3 & 9 months - Adults	2,143	6,987	30.7%	38.2%	38.3%	50.5%
% of FP17s for Band 1 Urgent Courses	2,083	8,443	24.7%	10.0%	10.5%	9.0%
% of FP17s Relating to Free Repair or Replacements	50	8,443	0.6%	0.6%	0.6%	0.8%
% of FP17s Relating to Continuations	156	8,443	1.8%	0.9%	0.8%	1.1%
% of Patients satisfied with the dentistry they have received	8	9	N/A	90.0%	89.0%	91.5%
% of Patients satisfied with the time they had to wait for an appointment	7	9	N/A	87.4%	84.2%	87.9%

* This is based on patients treated on this contract for their most recent course of treatment. Figures in italics indicate the base number of FP17s or Patient Questionnaire responses are less than 100. N/A is shown where the base number of responses is less than 10 during the period. % is calculated as Quantity/Base number*100

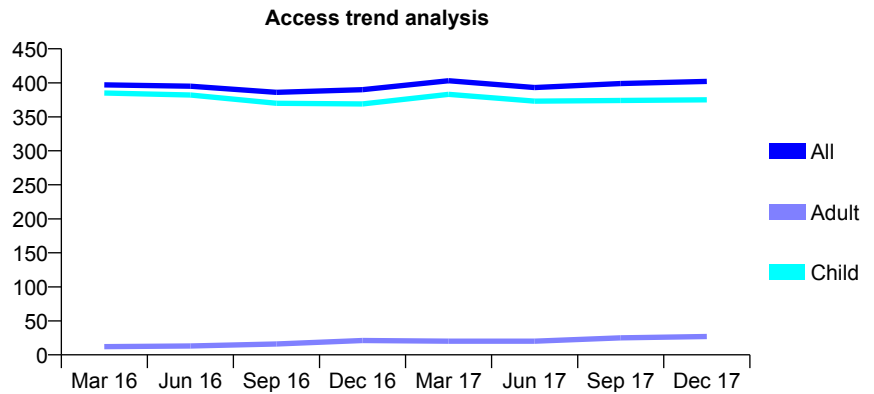
Q63 - Vital Signs At a Glance Contract Report for 764973/0001 - December 2017

Name or company name	MISS C PASE
Contract type name	GDS Contract
Purpose of contract	General
Contract start date	01/04/2006
Contract end date	

17/18 Contracted general activity (UDA)	600
Carry forward general activity (UDA)	-12
17/18 Contracted orthodontic activity (UOA)	0
Carry forward orthodontic activity (UOA)	0
Baseline contract value	£14,190.54

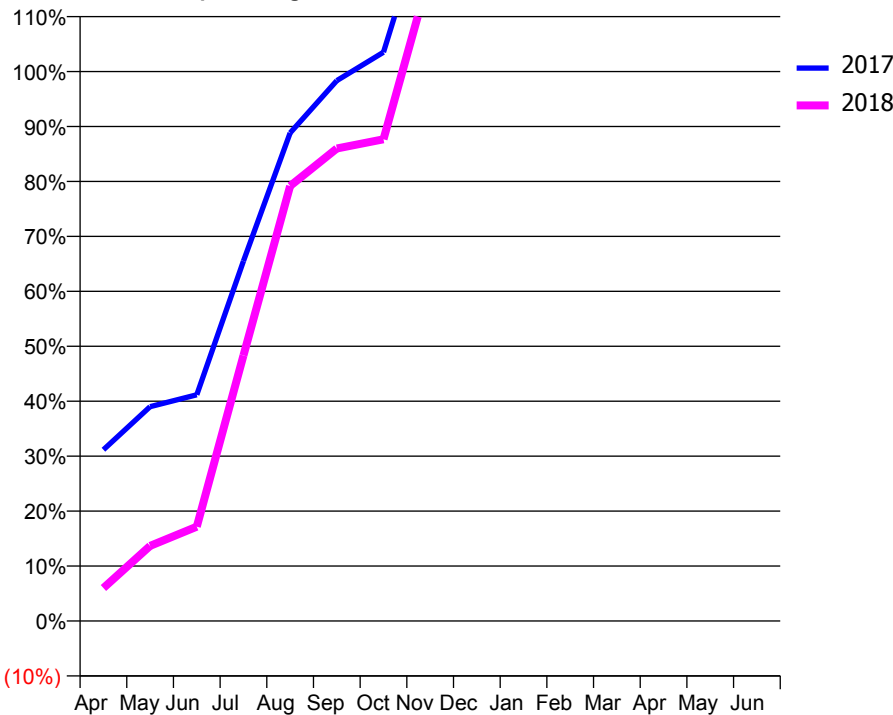
ACCESS*

Patients seen in 24 months	Total	Change since previous quarter
Quarter ending December 2016	390	
Quarter ending March 2017	403	↑
Quarter ending June 2017	393	↓
Quarter ending September 2017	399	→
Quarter ending December 2017	402	→
Variance since December 2016	3.1%	↑



ACTIVITY

Cumulative percentage of contracted UDA delivered 2017 & 2018



Month	Adjusted Scheduled Activity (UDA)	
	2017	2018
April	187	36
May	234	82
June	247	103
July	393	290
August	533	475
September	590	516
October	621	526
November	785	708
December	807	739
January	906	
February	1,004	
March	1,094	
April	1,143	
May	1,143	
June	1,143	

QUALITY

	Quantity	Base Number	Contract	AT	Region	England
% of FP17s for the same patient ID Re-attending within 3 months - Children	13	304	4.3%	10.2%	11.6%	12.0%
% of FP17s for the same patient ID Re-attending within 3 months - Adults	1	7	14.3%	15.3%	16.7%	15.9%
% of FP17s for the same patient ID Re-attending between 3 & 9 months - Children	119	304	39.1%	48.0%	47.3%	58.0%
% of FP17s for the same patient ID Re-attending between 3 & 9 months - Adults	4	7	57.1%	38.2%	38.3%	50.5%
% of FP17s for Band 1 Urgent Courses	0	291	0.0%	10.0%	10.5%	9.0%
% of FP17s Relating to Free Repair or Replacements	0	291	0.0%	0.6%	0.6%	0.8%
% of FP17s Relating to Continuations	0	291	0.0%	0.9%	0.8%	1.1%
% of Patients satisfied with the dentistry they have received	0	0	N/A	90.0%	89.0%	91.5%
% of Patients satisfied with the time they had to wait for an appointment	0	0	N/A	87.4%	84.2%	87.9%

* This is based on patients treated on this contract for their most recent course of treatment. Figures in italics indicate the base number of FP17s or Patient Questionnaire responses are less than 100. N/A is shown where the base number of responses is less than 10 during the period. % is calculated as Quantity/Base number*100

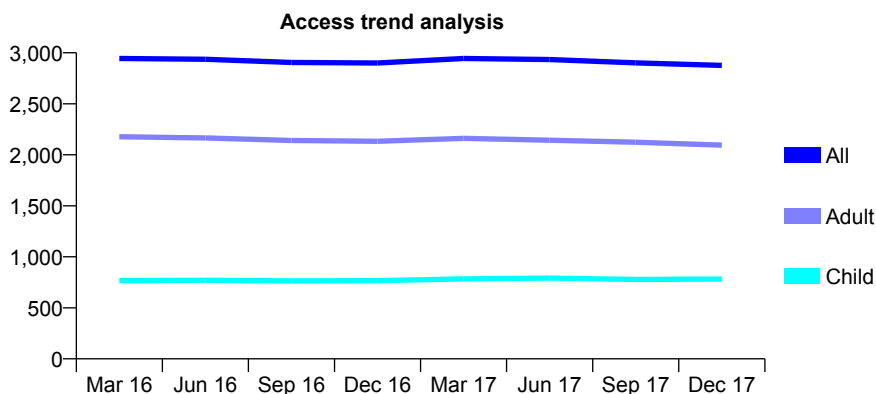
Q63 - Vital Signs At a Glance Contract Report for 766038/0002 - December 2017

Name or company name	MR VO AKINSOLA
Contract type name	GDS Contract
Purpose of contract	General
Contract start date	01/04/2006
Contract end date	

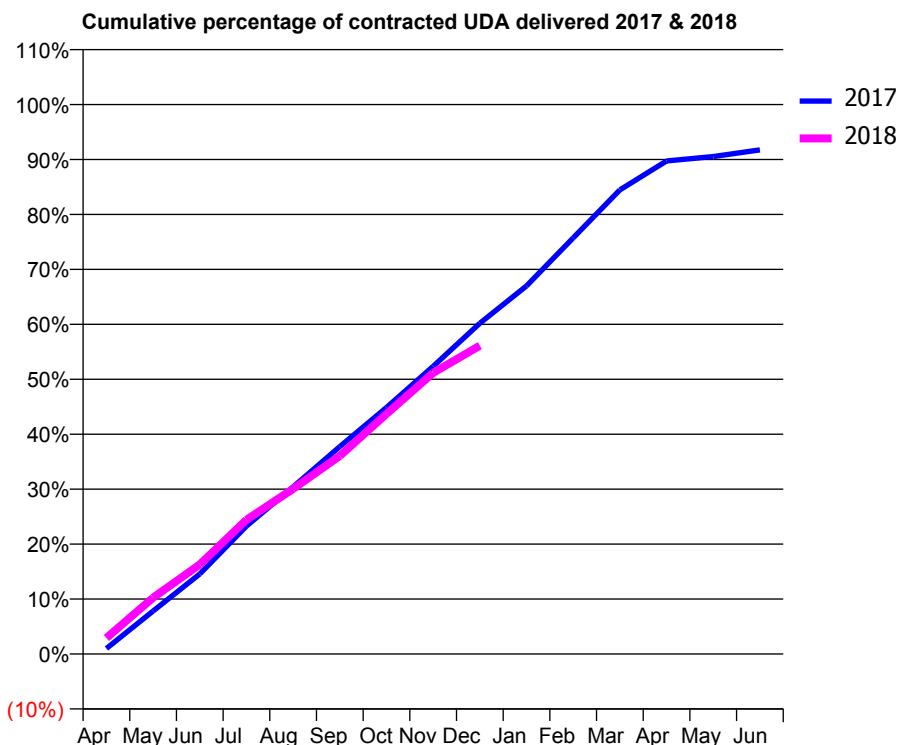
17/18 Contracted general activity (UDA)	12,000
Carry forward general activity (UDA)	0
17/18 Contracted orthodontic activity (UOA)	0
Carry forward orthodontic activity (UOA)	0
Baseline contract value	£382,628.74

ACCESS*

Patients seen in 24 months	Total	Change since previous quarter
Quarter ending December 2016	2,900	
Quarter ending March 2017	2,945	→
Quarter ending June 2017	2,934	→
Quarter ending September 2017	2,901	↓
Quarter ending December 2017	2,877	→
Variance since December 2016	(0.8%)	→



ACTIVITY



Month	Adjusted Scheduled Activity (UDA)	
	2017	2018
April	120	350
May	938	1,230
June	1,749	1,956
July	2,795	2,932
August	3,652	3,607
September	4,529	4,327
October	5,382	5,244
November	6,282	6,140
December	7,223	6,733
January	8,038	
February	9,087	
March	10,134	
April	10,767	
May	10,863	
June	11,009	

QUALITY

	Quantity	Base Number	Contract	AT	Region	England
% of FP17s for the same patient ID Re-attending within 3 months - Children	51	594	8.6%	10.2%	11.6%	12.0%
% of FP17s for the same patient ID Re-attending within 3 months - Adults	238	1,433	16.6%	15.3%	16.7%	15.9%
% of FP17s for the same patient ID Re-attending between 3 & 9 months - Children	145	594	24.4%	48.0%	47.3%	58.0%
% of FP17s for the same patient ID Re-attending between 3 & 9 months - Adults	328	1,433	22.9%	38.2%	38.3%	50.5%
% of FP17s for Band 1 Urgent Courses	240	1,856	12.9%	10.0%	10.5%	9.0%
% of FP17s Relating to Free Repair or Replacements	20	1,856	1.1%	0.6%	0.6%	0.8%
% of FP17s Relating to Continuations	1	1,856	0.1%	0.9%	0.8%	1.1%
% of Patients satisfied with the dentistry they have received	1	1	N/A	90.0%	89.0%	91.5%
% of Patients satisfied with the time they had to wait for an appointment	1	1	N/A	87.4%	84.2%	87.9%

* This is based on patients treated on this contract for their most recent course of treatment. Figures in italics indicate the base number of FP17s or Patient Questionnaire responses are less than 100. N/A is shown where the base number of responses is less than 10 during the period. % is calculated as Quantity/Base number*100

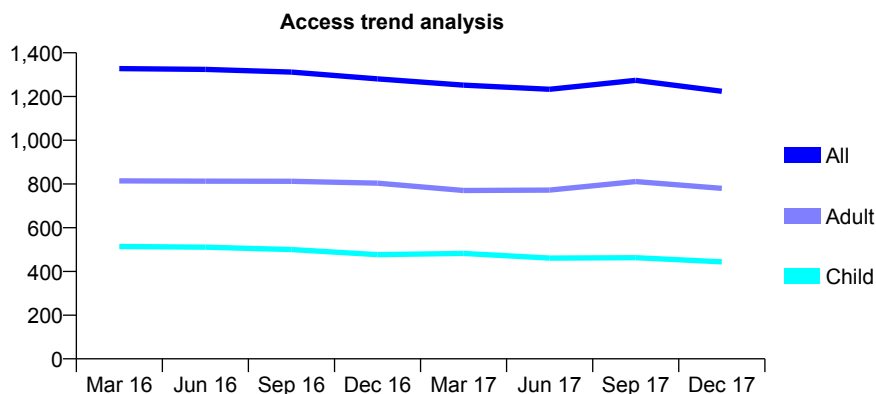
Q63 - Vital Signs At a Glance Contract Report for 766089/0001 - December 2017

Name or company name	MS G MOBAYEN
Contract type name	GDS Contract
Purpose of contract	General
Contract start date	01/04/2006
Contract end date	

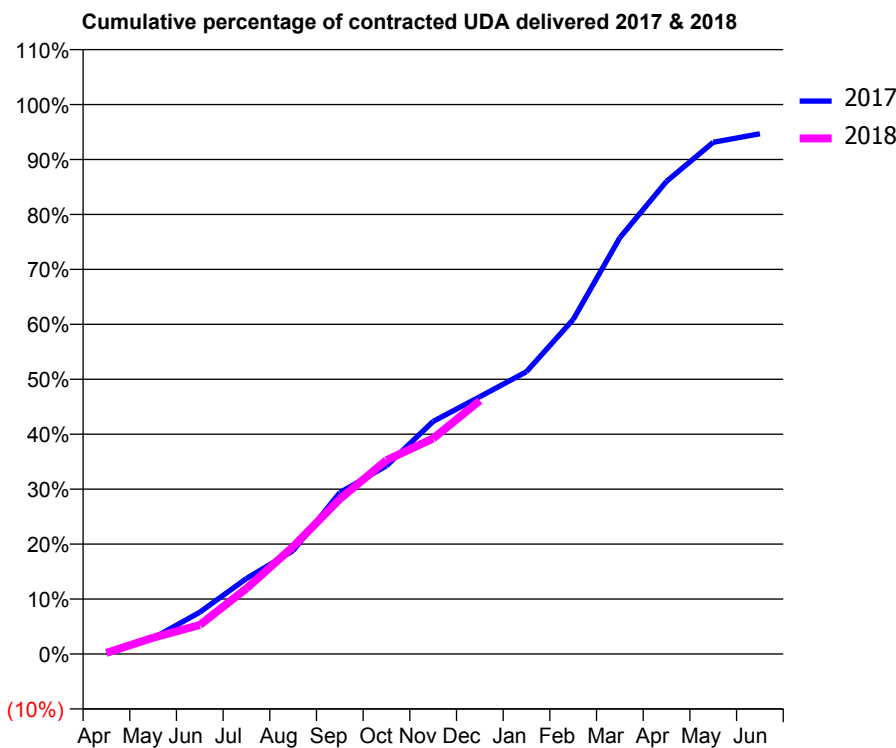
17/18 Contracted general activity (UDA)	7,689
Carry forward general activity (UDA)	0
17/18 Contracted orthodontic activity (UOA)	0
Carry forward orthodontic activity (UOA)	0
Baseline contract value	£223,799.90

ACCESS*

Patients seen in 24 months	Total	Change since previous quarter
Quarter ending December 2016	1,281	
Quarter ending March 2017	1,252	↓
Quarter ending June 2017	1,233	↓
Quarter ending September 2017	1,274	↑
Quarter ending December 2017	1,224	↓
Variance since December 2016	(4.4%)	↓



ACTIVITY



Month	Adjusted Scheduled Activity (UDA)	
	2017	2018
April	26	16
May	221	229
June	584	406
July	1,057	917
August	1,448	1,503
September	2,258	2,169
October	2,633	2,711
November	3,254	3,016
December	3,600	3,546
January	3,951	
February	4,680	
March	5,826	
April	6,613	
May	7,161	
June	7,279	

QUALITY

	Quantity	Base Number	Contract	AT	Region	England
% of FP17s for the same patient ID Re-attending within 3 months - Children	20	311	6.4%	10.2%	11.6%	12.0%
% of FP17s for the same patient ID Re-attending within 3 months - Adults	41	439	9.3%	15.3%	16.7%	15.9%
% of FP17s for the same patient ID Re-attending between 3 & 9 months - Children	87	311	28.0%	48.0%	47.3%	58.0%
% of FP17s for the same patient ID Re-attending between 3 & 9 months - Adults	92	439	21.0%	38.2%	38.3%	50.5%
% of FP17s for Band 1 Urgent Courses	58	571	10.2%	10.0%	10.5%	9.0%
% of FP17s Relating to Free Repair or Replacements	0	571	0.0%	0.6%	0.6%	0.8%
% of FP17s Relating to Continuations	3	571	0.5%	0.9%	0.8%	1.1%
% of Patients satisfied with the dentistry they have received	2	2	N/A	90.0%	89.0%	91.5%
% of Patients satisfied with the time they had to wait for an appointment	1	2	N/A	87.4%	84.2%	87.9%

* This is based on patients treated on this contract for their most recent course of treatment. Figures in italics indicate the base number of FP17s or Patient Questionnaire responses are less than 100. N/A is shown where the base number of responses is less than 10 during the period. % is calculated as Quantity/Base number*100

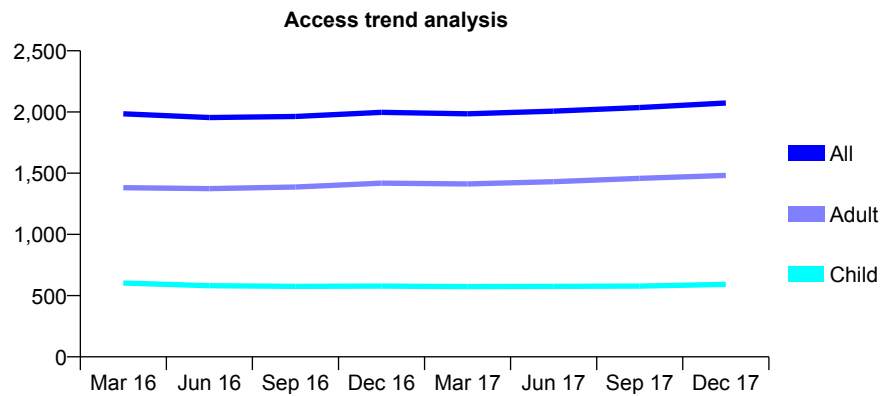
Q63 - Vital Signs At a Glance Contract Report for 766801/0001 - December 2017

Name or company name	MR D KOWLESSAR
Contract type name	GDS Contract
Purpose of contract	General
Contract start date	01/04/2006
Contract end date	

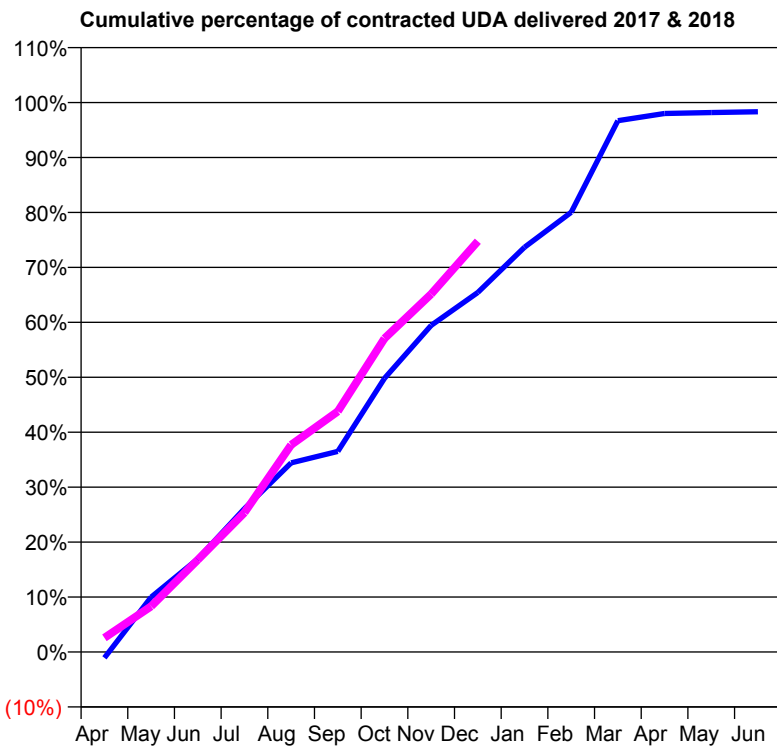
17/18 Contracted general activity (UDA)	7,250
Carry forward general activity (UDA)	122
17/18 Contracted orthodontic activity (UOA)	0
Carry forward orthodontic activity (UOA)	0
Baseline contract value	£195,351.71

ACCESS*

Patients seen in 24 months	Total	Change since previous quarter
Quarter ending December 2016	1,997	
Quarter ending March 2017	1,985	→
Quarter ending June 2017	2,007	→
Quarter ending September 2017	2,036	→
Quarter ending December 2017	2,074	→
Variance since December 2016	3.9%	↑



ACTIVITY



Month	Adjusted Scheduled Activity (UDA)	
	2017	2018
April	-78	188
May	724	602
June	1,229	1,217
July	1,891	1,839
August	2,496	2,733
September	2,647	3,175
October	3,611	4,137
November	4,310	4,723
December	4,743	5,420
January	5,341	
February	5,801	
March	7,010	
April	7,106	
May	7,118	
June	7,128	

QUALITY

	Quantity	Base Number	Contract	AT	Region	England
% of FP17s for the same patient ID Re-attending within 3 months - Children	30	574	5.2%	10.2%	11.6%	12.0%
% of FP17s for the same patient ID Re-attending within 3 months - Adults	139	1,157	12.0%	15.3%	16.7%	15.9%
% of FP17s for the same patient ID Re-attending between 3 & 9 months - Children	284	574	49.5%	48.0%	47.3%	58.0%
% of FP17s for the same patient ID Re-attending between 3 & 9 months - Adults	415	1,157	35.9%	38.2%	38.3%	50.5%
% of FP17s for Band 1 Urgent Courses	171	1,680	10.2%	10.0%	10.5%	9.0%
% of FP17s Relating to Free Repair or Replacements	19	1,680	1.1%	0.6%	0.6%	0.8%
% of FP17s Relating to Continuations	5	1,680	0.3%	0.9%	0.8%	1.1%
% of Patients satisfied with the dentistry they have received	4	4	N/A	90.0%	89.0%	91.5%
% of Patients satisfied with the time they had to wait for an appointment	4	4	N/A	87.4%	84.2%	87.9%

* This is based on patients treated on this contract for their most recent course of treatment. Figures in italics indicate the base number of FP17s or Patient Questionnaire responses are less than 100. N/A is shown where the base number of responses is less than 10 during the period. % is calculated as Quantity/Base number*100

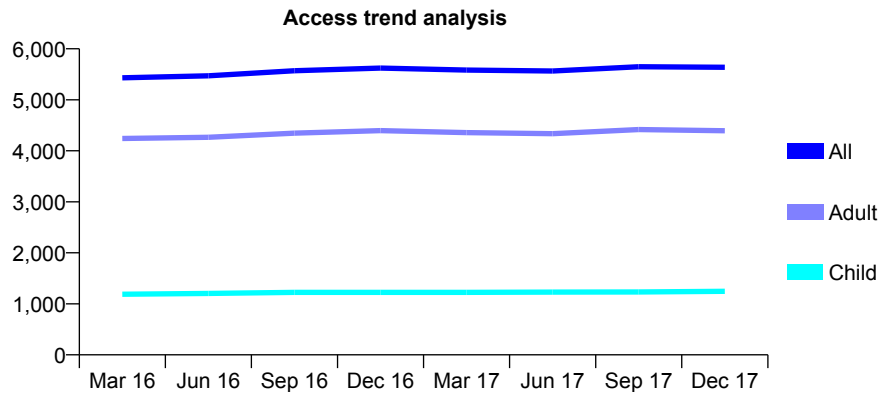
Q63 - Vital Signs At a Glance Contract Report for 767298/0001 - December 2017

Name or company name	MISS H KHAK-SERESHT
Contract type name	GDS Contract
Purpose of contract	General
Contract start date	01/04/2006
Contract end date	

17/18 Contracted general activity (UDA)	19,500
Carry forward general activity (UDA)	596
17/18 Contracted orthodontic activity (UOA)	0
Carry forward orthodontic activity (UOA)	0
Baseline contract value	£588,826.06

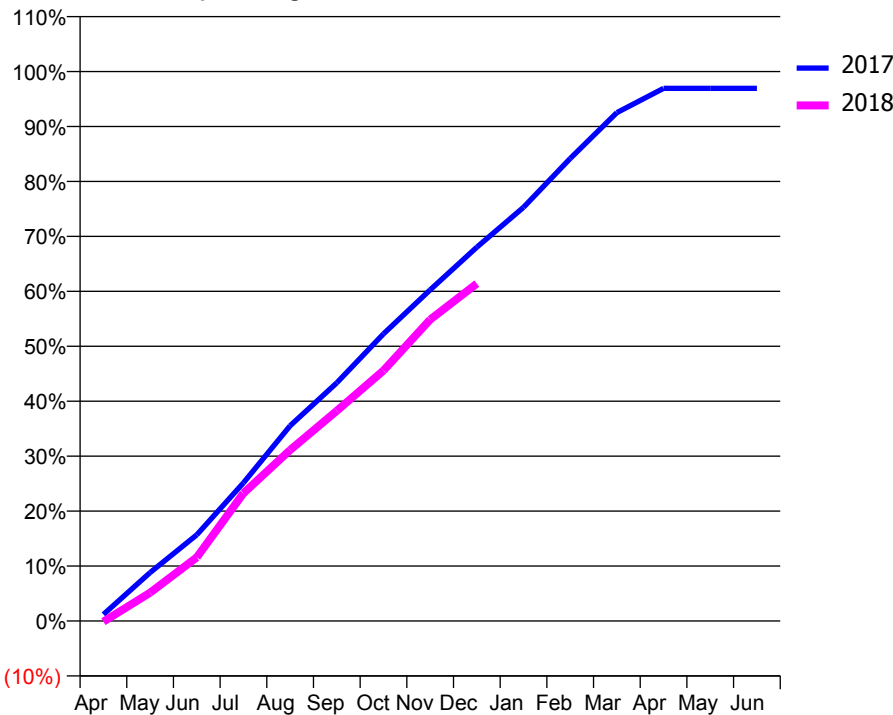
ACCESS*

Patients seen in 24 months	Total	Change since previous quarter
Quarter ending December 2016	5,622	
Quarter ending March 2017	5,584	→
Quarter ending June 2017	5,566	→
Quarter ending September 2017	5,648	→
Quarter ending December 2017	5,638	→
Variance since December 2016	0.3%	→



ACTIVITY

Cumulative percentage of contracted UDA delivered 2017 & 2018



Month	Adjusted Scheduled Activity (UDA)	
	2017	2018
April	232	-28
May	1,721	1,005
June	3,058	2,257
July	4,906	4,535
August	6,931	6,067
September	8,453	7,460
October	10,191	8,888
November	11,752	10,696
December	13,265	11,972
January	14,682	
February	16,413	
March	18,041	
April	18,904	
May	18,904	
June	18,904	

QUALITY

	Quantity	Base Number	Contract	AT	Region	England
% of FP17s for the same patient ID Re-attending within 3 months - Children	61	1,048	5.8%	10.2%	11.6%	12.0%
% of FP17s for the same patient ID Re-attending within 3 months - Adults	321	3,079	10.4%	15.3%	16.7%	15.9%
% of FP17s for the same patient ID Re-attending between 3 & 9 months - Children	420	1,048	40.1%	48.0%	47.3%	58.0%
% of FP17s for the same patient ID Re-attending between 3 & 9 months - Adults	939	3,079	30.5%	38.2%	38.3%	50.5%
% of FP17s for Band 1 Urgent Courses	316	3,903	8.1%	10.0%	10.5%	9.0%
% of FP17s Relating to Free Repair or Replacements	48	3,903	1.2%	0.6%	0.6%	0.8%
% of FP17s Relating to Continuations	54	3,903	1.4%	0.9%	0.8%	1.1%
% of Patients satisfied with the dentistry they have received	2	4	N/A	90.0%	89.0%	91.5%
% of Patients satisfied with the time they had to wait for an appointment	3	4	N/A	87.4%	84.2%	87.9%

* This is based on patients treated on this contract for their most recent course of treatment. Figures in italics indicate the base number of FP17s or Patient Questionnaire responses are less than 100. N/A is shown where the base number of responses is less than 10 during the period. % is calculated as Quantity/Base number*100

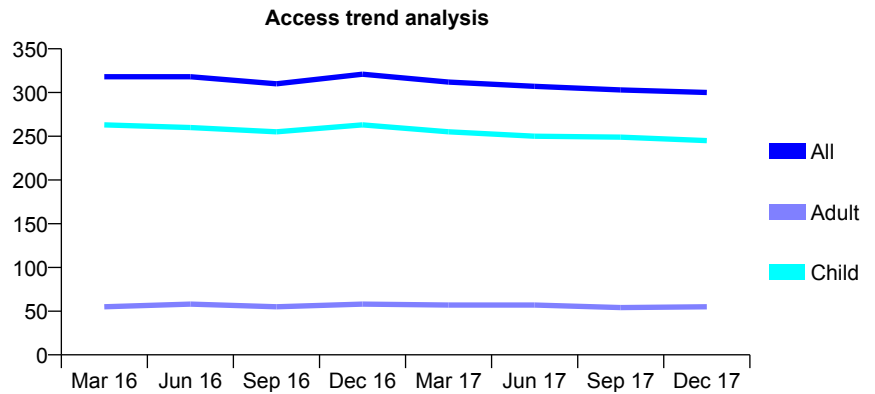
Q63 - Vital Signs At a Glance Contract Report for 771716/0001 - December 2017

Name or company name	MR JM METCALF
Contract type name	GDS Contract
Purpose of contract	General
Contract start date	01/04/2006
Contract end date	

17/18 Contracted general activity (UDA)	1,031
Carry forward general activity (UDA)	0
17/18 Contracted orthodontic activity (UOA)	0
Carry forward orthodontic activity (UOA)	0
Baseline contract value	£28,437.44

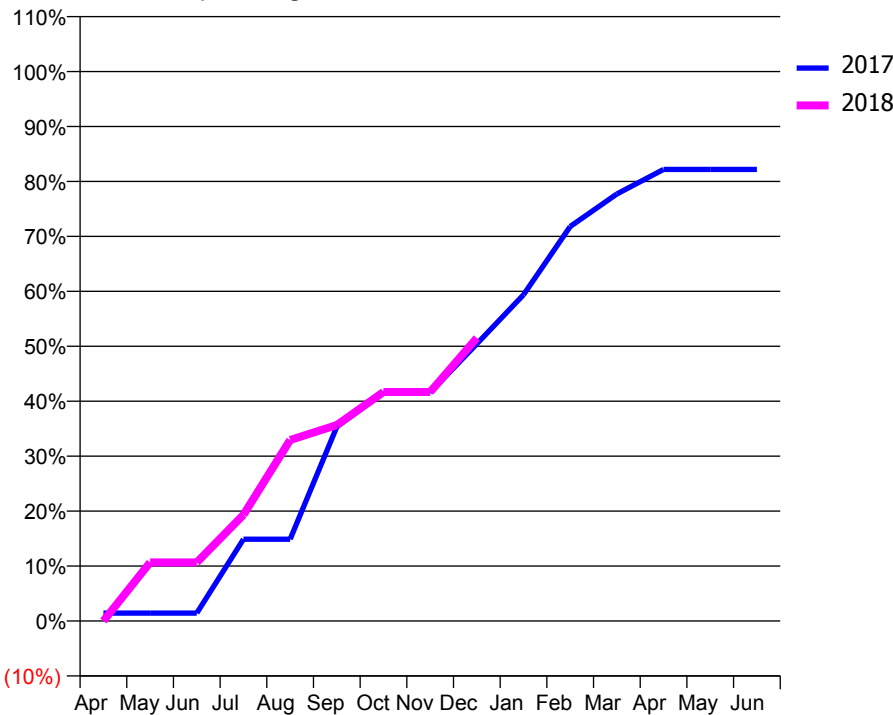
ACCESS*

Patients seen in 24 months	Total	Change since previous quarter
Quarter ending December 2016	321	
Quarter ending March 2017	312	↓
Quarter ending June 2017	307	↓
Quarter ending September 2017	303	↓
Quarter ending December 2017	300	→
Variance since December 2016	(6.5%)	↓



ACTIVITY

Cumulative percentage of contracted UDA delivered 2017 & 2018



Month	Adjusted Scheduled Activity (UDA)	
	2017	2018
April	15	0
May	15	110
June	15	110
July	153	199
August	153	340
September	364	368
October	429	430
November	429	430
December	520	531
January	612	
February	740	
March	801	
April	847	
May	847	
June	847	

QUALITY

	Quantity	Base Number	Contract	AT	Region	England
% of FP17s for the same patient ID Re-attending within 3 months - Children	10	231	4.3%	10.2%	11.6%	12.0%
% of FP17s for the same patient ID Re-attending within 3 months - Adults	8	40	20.0%	15.3%	16.7%	15.9%
% of FP17s for the same patient ID Re-attending between 3 & 9 months - Children	131	231	56.7%	48.0%	47.3%	58.0%
% of FP17s for the same patient ID Re-attending between 3 & 9 months - Adults	19	40	47.5%	38.2%	38.3%	50.5%
% of FP17s for Band 1 Urgent Courses	5	251	2.0%	10.0%	10.5%	9.0%
% of FP17s Relating to Free Repair or Replacements	0	251	0.0%	0.6%	0.6%	0.8%
% of FP17s Relating to Continuations	3	251	1.2%	0.9%	0.8%	1.1%
% of Patients satisfied with the dentistry they have received	1	1	N/A	90.0%	89.0%	91.5%
% of Patients satisfied with the time they had to wait for an appointment	1	1	N/A	87.4%	84.2%	87.9%

* This is based on patients treated on this contract for their most recent course of treatment. Figures in italics indicate the base number of FP17s or Patient Questionnaire responses are less than 100. N/A is shown where the base number of responses is less than 10 during the period. % is calculated as Quantity/Base number*100

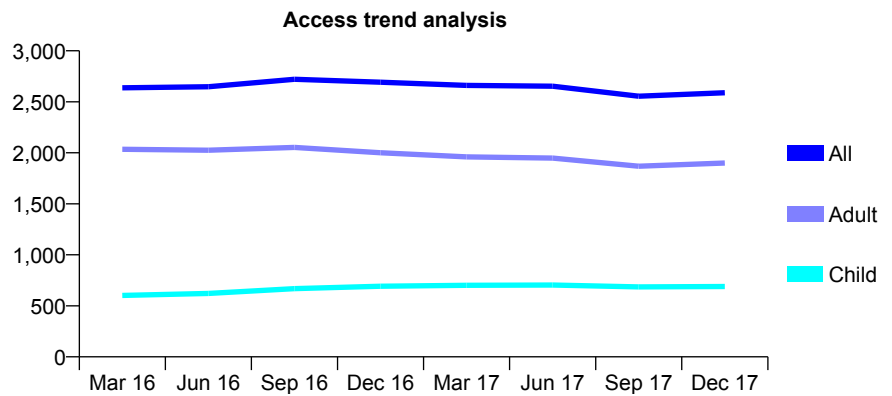
Q63 - Vital Signs At a Glance Contract Report for 771996/0003 - December 2017

Name or company name	MR H RAZBAN
Contract type name	GDS Contract
Purpose of contract	General
Contract start date	01/05/2013
Contract end date	

17/18 Contracted general activity (UDA)	6,700
Carry forward general activity (UDA)	0
17/18 Contracted orthodontic activity (UOA)	0
Carry forward orthodontic activity (UOA)	0
Baseline contract value	£160,744.41

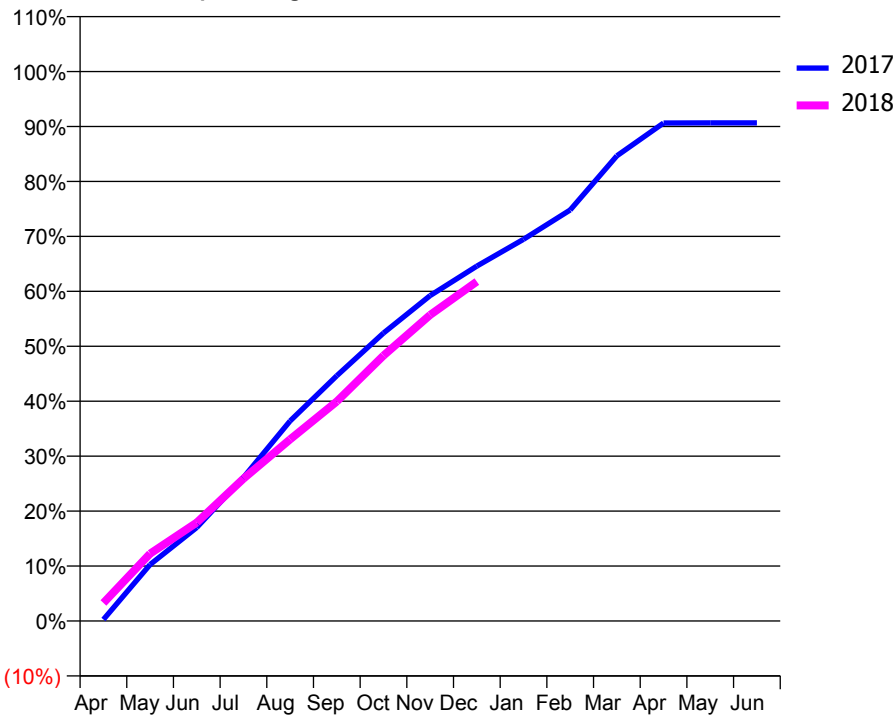
ACCESS*

Patients seen in 24 months	Total	Change since previous quarter
Quarter ending December 2016	2,692	
Quarter ending March 2017	2,661	↓
Quarter ending June 2017	2,653	→
Quarter ending September 2017	2,555	↓
Quarter ending December 2017	2,589	→
Variance since December 2016	(3.8%)	↓



ACTIVITY

Cumulative percentage of contracted UDA delivered 2017 & 2018



Month	Adjusted Scheduled Activity (UDA)	
	2017	2018
April	19	220
May	688	822
June	1,141	1,201
July	1,750	1,736
August	2,440	2,216
September	2,991	2,677
October	3,510	3,237
November	3,969	3,732
December	4,327	4,139
January	4,655	
February	5,012	
March	5,673	
April	6,073	
May	6,074	
June	6,074	

QUALITY

	Quantity	Base Number	Contract	AT	Region	England
% of FP17s for the same patient ID Re-attending within 3 months - Children	6	470	1.3%	10.2%	11.6%	12.0%
% of FP17s for the same patient ID Re-attending within 3 months - Adults	44	1,226	3.6%	15.3%	16.7%	15.9%
% of FP17s for the same patient ID Re-attending between 3 & 9 months - Children	171	470	36.4%	48.0%	47.3%	58.0%
% of FP17s for the same patient ID Re-attending between 3 & 9 months - Adults	347	1,226	28.3%	38.2%	38.3%	50.5%
% of FP17s for Band 1 Urgent Courses	77	1,577	4.9%	10.0%	10.5%	9.0%
% of FP17s Relating to Free Repair or Replacements	0	1,577	0.0%	0.6%	0.6%	0.8%
% of FP17s Relating to Continuations	7	1,577	0.4%	0.9%	0.8%	1.1%
% of Patients satisfied with the dentistry they have received	1	1	N/A	90.0%	89.0%	91.5%
% of Patients satisfied with the time they had to wait for an appointment	1	1	N/A	87.4%	84.2%	87.9%

* This is based on patients treated on this contract for their most recent course of treatment. Figures in italics indicate the base number of FP17s or Patient Questionnaire responses are less than 100. N/A is shown where the base number of responses is less than 10 during the period. % is calculated as Quantity/Base number*100

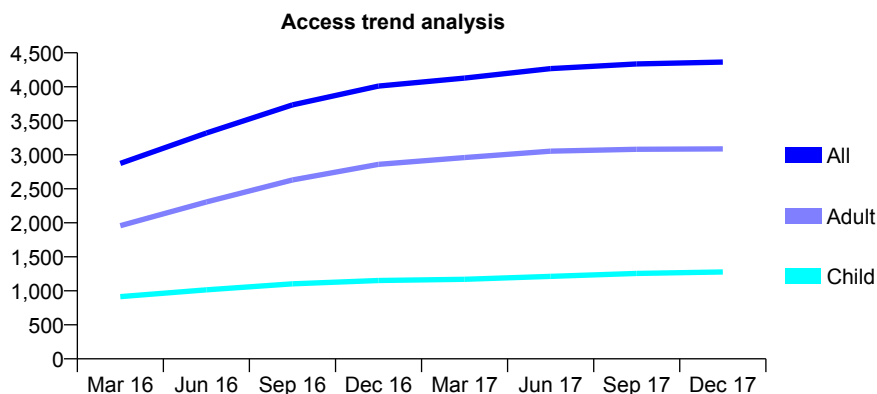
Q63 - Vital Signs At a Glance Contract Report for 772046/0001 - December 2017

Name or company name	MR A PATEL
Contract type name	GDS Contract
Purpose of contract	General
Contract start date	01/03/2015
Contract end date	

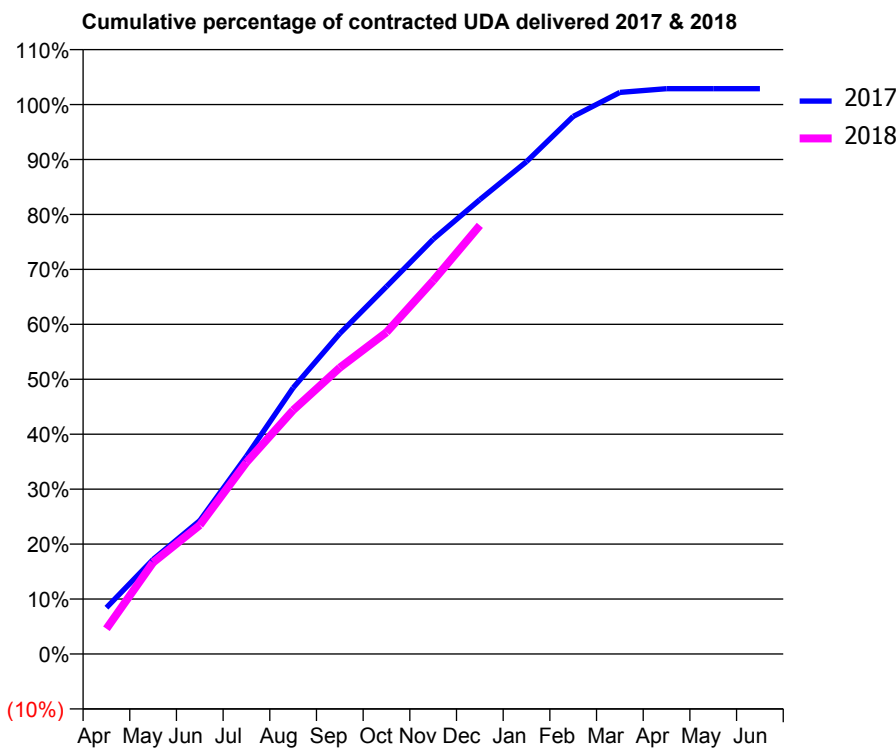
17/18 Contracted general activity (UDA)	8,500
Carry forward general activity (UDA)	-170
17/18 Contracted orthodontic activity (UOA)	0
Carry forward orthodontic activity (UOA)	0
Baseline contract value	£225,492.55

ACCESS*

Patients seen in 24 months	Total	Change since previous quarter
Quarter ending December 2016	4,011	
Quarter ending March 2017	4,129	↑
Quarter ending June 2017	4,267	↑
Quarter ending September 2017	4,337	→
Quarter ending December 2017	4,364	→
Variance since December 2016	8.8%	↑



ACTIVITY



Month	Adjusted Scheduled Activity (UDA)	
	2017	2018
April	717	392
May	1,463	1,417
June	2,064	1,993
July	3,060	2,966
August	4,117	3,771
September	4,957	4,429
October	5,684	4,977
November	6,416	5,775
December	7,029	6,631
January	7,616	
February	8,316	
March	8,686	
April	8,745	
May	8,745	
June	8,745	

QUALITY

	Quantity	Base Number	Contract	AT	Region	England
% of FP17s for the same patient ID Re-attending within 3 months - Children	75	1,258	6.0%	10.2%	11.6%	12.0%
% of FP17s for the same patient ID Re-attending within 3 months - Adults	439	2,704	16.2%	15.3%	16.7%	15.9%
% of FP17s for the same patient ID Re-attending between 3 & 9 months - Children	664	1,258	52.8%	48.0%	47.3%	58.0%
% of FP17s for the same patient ID Re-attending between 3 & 9 months - Adults	980	2,704	36.2%	38.2%	38.3%	50.5%
% of FP17s for Band 1 Urgent Courses	598	3,911	15.3%	10.0%	10.5%	9.0%
% of FP17s Relating to Free Repair or Replacements	6	3,911	0.2%	0.6%	0.6%	0.8%
% of FP17s Relating to Continuations	38	3,911	1.0%	0.9%	0.8%	1.1%
% of Patients satisfied with the dentistry they have received	2	4	N/A	90.0%	89.0%	91.5%
% of Patients satisfied with the time they had to wait for an appointment	3	4	N/A	87.4%	84.2%	87.9%

* This is based on patients treated on this contract for their most recent course of treatment. Figures in italics indicate the base number of FP17s or Patient Questionnaire responses are less than 100. N/A is shown where the base number of responses is less than 10 during the period. % is calculated as Quantity/Base number*100

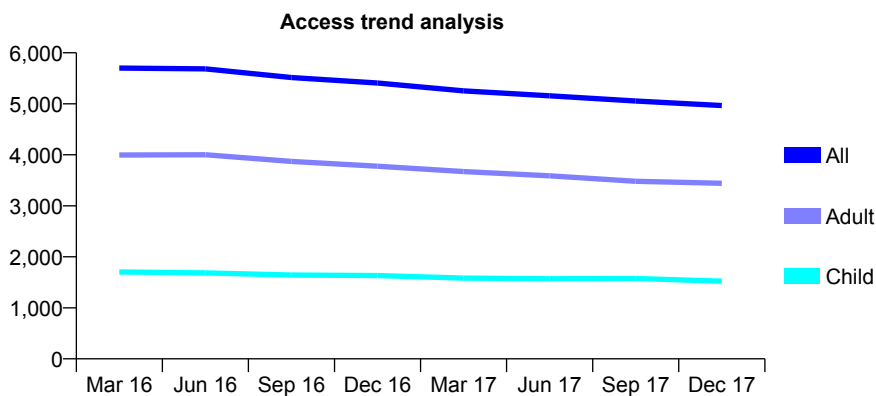
Q63 - Vital Signs At a Glance Contract Report for 772283/0001 - December 2017

Name or company name	Figges Marsh Dental Practice
Contract type name	GDS Contract
Purpose of contract	General
Contract start date	01/04/2006
Contract end date	

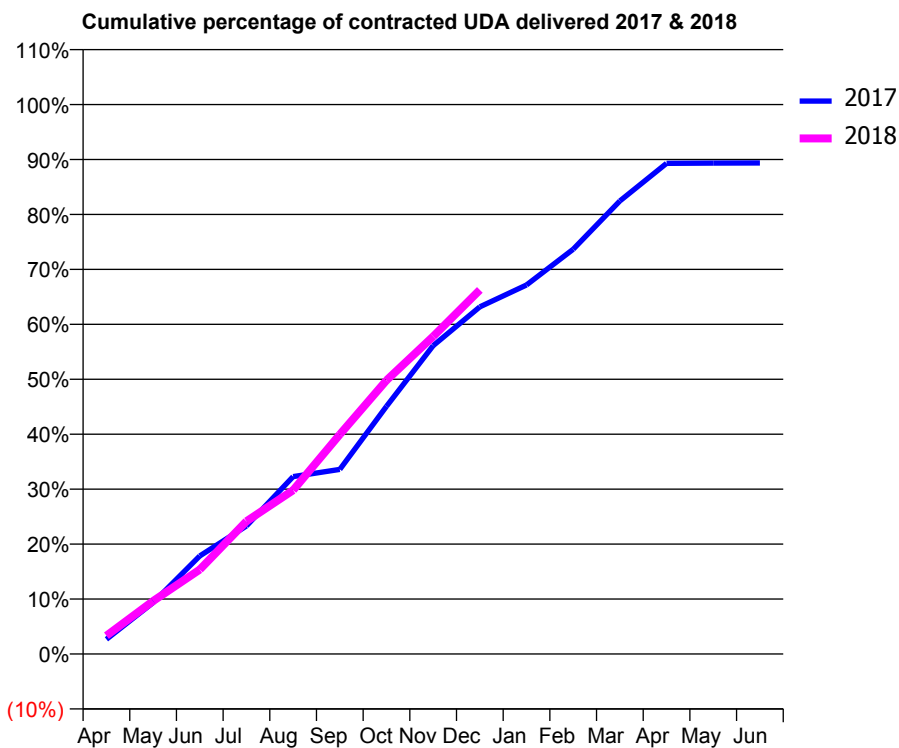
17/18 Contracted general activity (UDA)	17,000
Carry forward general activity (UDA)	0
17/18 Contracted orthodontic activity (UOA)	0
Carry forward orthodontic activity (UOA)	0
Baseline contract value	£432,434.07

ACCESS*

Patients seen in 24 months	Total	Change since previous quarter
Quarter ending December 2016	5,409	
Quarter ending March 2017	5,254	↓
Quarter ending June 2017	5,158	↓
Quarter ending September 2017	5,055	↓
Quarter ending December 2017	4,965	↓
Variance since December 2016	(8.2%)	↓



ACTIVITY



Month	Adjusted Scheduled Activity (UDA)	
	2017	2018
April	457	567
May	1,592	1,641
June	3,033	2,615
July	3,963	4,108
August	5,489	5,068
September	5,713	6,794
October	7,664	8,466
November	9,542	9,825
December	10,741	11,263
January	11,415	
February	12,523	
March	14,017	
April	15,177	
May	15,186	
June	15,192	

QUALITY

	Quantity	Base Number	Contract	AT	Region	England
% of FP17s for the same patient ID Re-attending within 3 months - Children	92	1,429	6.4%	10.2%	11.6%	12.0%
% of FP17s for the same patient ID Re-attending within 3 months - Adults	447	2,758	16.2%	15.3%	16.7%	15.9%
% of FP17s for the same patient ID Re-attending between 3 & 9 months - Children	701	1,429	49.1%	48.0%	47.3%	58.0%
% of FP17s for the same patient ID Re-attending between 3 & 9 months - Adults	914	2,758	33.1%	38.2%	38.3%	50.5%
% of FP17s for Band 1 Urgent Courses	427	3,811	11.2%	10.0%	10.5%	9.0%
% of FP17s Relating to Free Repair or Replacements	17	3,811	0.4%	0.6%	0.6%	0.8%
% of FP17s Relating to Continuations	12	3,811	0.3%	0.9%	0.8%	1.1%
% of Patients satisfied with the dentistry they have received	3	3	N/A	90.0%	89.0%	91.5%
% of Patients satisfied with the time they had to wait for an appointment	3	3	N/A	87.4%	84.2%	87.9%

* This is based on patients treated on this contract for their most recent course of treatment. Figures in italics indicate the base number of FP17s or Patient Questionnaire responses are less than 100. N/A is shown where the base number of responses is less than 10 during the period. % is calculated as Quantity/Base number*100

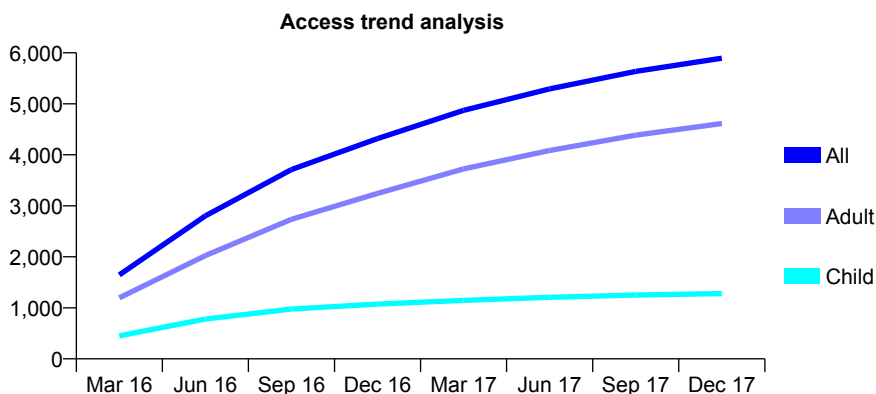
Q63 - Vital Signs At a Glance Contract Report for 775215/0010 - December 2017

Name or company name	MR C PATEL
Contract type name	GDS Contract
Purpose of contract	General and Orthodontic
Contract start date	01/01/2016
Contract end date	

17/18 Contracted general activity (UDA)	23,346
Carry forward general activity (UDA)	800
17/18 Contracted orthodontic activity (UOA)	326
Carry forward orthodontic activity (UOA)	-7
Baseline contract value	£765,680.89

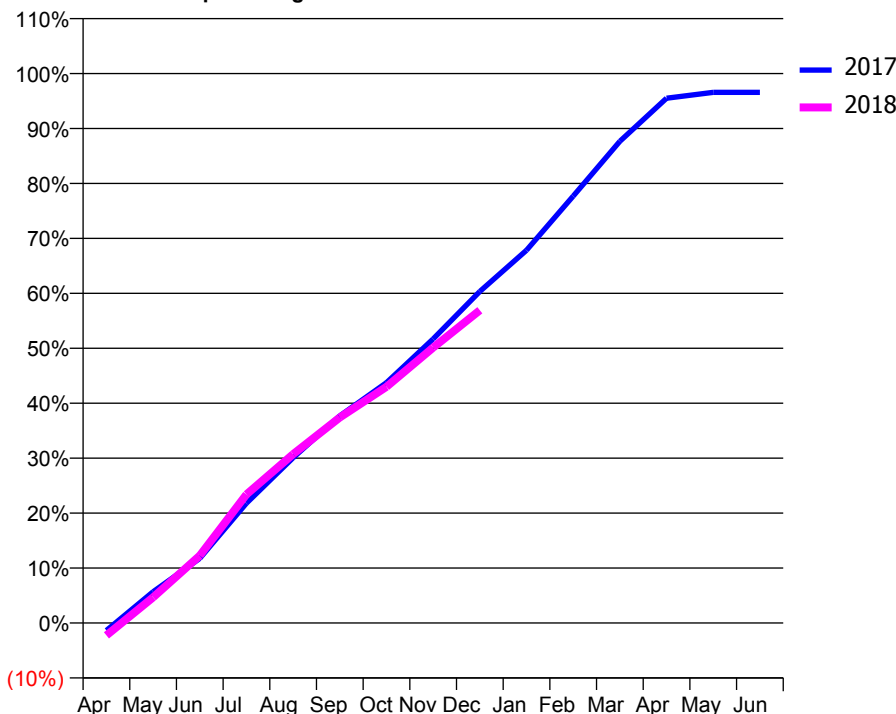
ACCESS*

Patients seen in 24 months	Total	Change since previous quarter
Quarter ending December 2016	4,317	
Quarter ending March 2017	4,871	↑
Quarter ending June 2017	5,292	↑
Quarter ending September 2017	5,636	↑
Quarter ending December 2017	5,893	↑
Variance since December 2016	36.5%	↑



ACTIVITY

Cumulative percentage of contracted UDA delivered 2017 & 2018



Month	Adjusted Scheduled Activity (UDA)	
	2017	2018
April	-322	-527
May	1,329	1,092
June	2,746	2,865
July	5,090	5,466
August	7,022	7,175
September	8,804	8,736
October	10,210	10,039
November	12,070	11,701
December	14,087	13,290
January	15,838	
February	18,136	
March	20,469	
April	22,296	
May	22,543	
June	22,546	

QUALITY

	Quantity	Base Number	Contract	AT	Region	England
% of FP17s for the same patient ID Re-attending within 3 months - Children	88	1,115	7.9%	10.2%	11.6%	12.0%
% of FP17s for the same patient ID Re-attending within 3 months - Adults	424	3,697	11.5%	15.3%	16.7%	15.9%
% of FP17s for the same patient ID Re-attending between 3 & 9 months - Children	497	1,115	44.6%	48.0%	47.3%	58.0%
% of FP17s for the same patient ID Re-attending between 3 & 9 months - Adults	1,436	3,697	38.8%	38.2%	38.3%	50.5%
% of FP17s for Band 1 Urgent Courses	390	4,241	9.2%	10.0%	10.5%	9.0%
% of FP17s Relating to Free Repair or Replacements	9	4,241	0.2%	0.6%	0.6%	0.8%
% of FP17s Relating to Continuations	28	4,241	0.7%	0.9%	0.8%	1.1%
% of Patients satisfied with the dentistry they have received	3	4	N/A	90.0%	89.0%	91.5%
% of Patients satisfied with the time they had to wait for an appointment	3	4	N/A	87.4%	84.2%	87.9%

* This is based on patients treated on this contract for their most recent course of treatment. Figures in italics indicate the base number of FP17s or Patient Questionnaire responses are less than 100. N/A is shown where the base number of responses is less than 10 during the period. % is calculated as Quantity/Base number*100

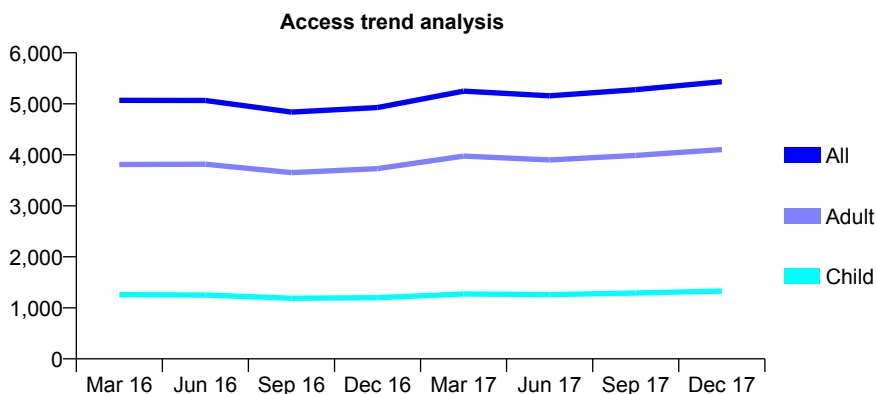
Q63 - Vital Signs At a Glance Contract Report for 775304/0001 - December 2017

Name or company name	Mrs Megha Deval
Contract type name	GDS Contract
Purpose of contract	General
Contract start date	19/04/2008
Contract end date	

17/18 Contracted general activity (UDA)	15,500
Carry forward general activity (UDA)	0
17/18 Contracted orthodontic activity (UOA)	0
Carry forward orthodontic activity (UOA)	0
Baseline contract value	£355,591.46

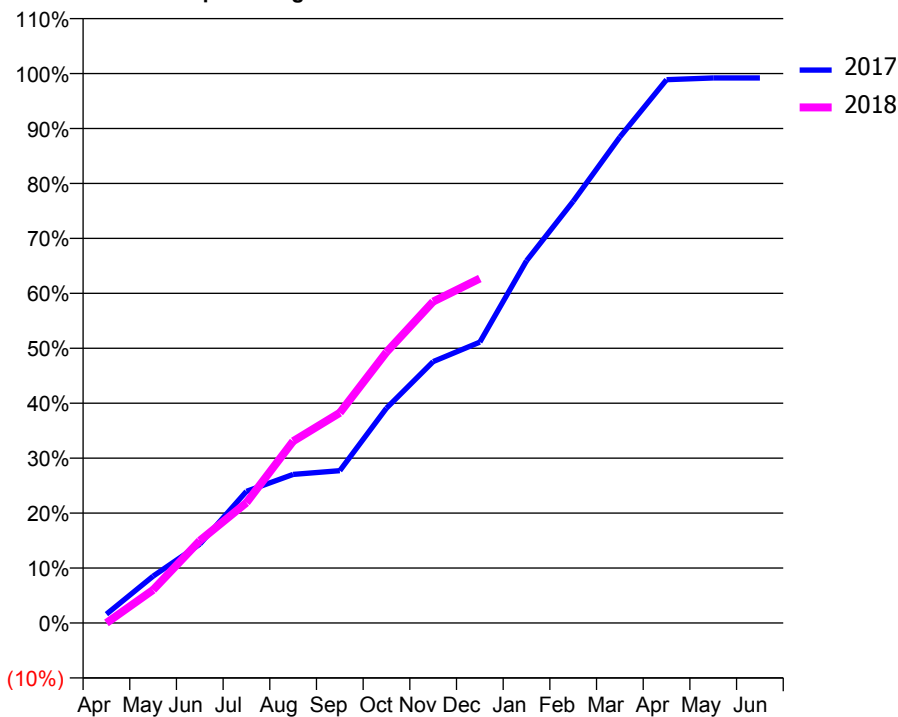
ACCESS*

Patients seen in 24 months	Total	Change since previous quarter
Quarter ending December 2016	4,928	
Quarter ending March 2017	5,249	↑
Quarter ending June 2017	5,158	↓
Quarter ending September 2017	5,277	↑
Quarter ending December 2017	5,433	↑
Variance since December 2016	10.2%	↑



ACTIVITY

Cumulative percentage of contracted UDA delivered 2017 & 2018



Month	Adjusted Scheduled Activity (UDA)	
	2017	2018
April	251	0
May	1,324	934
June	2,224	2,321
July	3,715	3,393
August	4,192	5,128
September	4,297	5,931
October	6,063	7,641
November	7,374	9,068
December	7,923	9,716
January	10,216	
February	11,894	
March	13,709	
April	15,325	
May	15,373	
June	15,376	

QUALITY

	Quantity	Base Number	Contract	AT	Region	England
% of FP17s for the same patient ID Re-attending within 3 months - Children	75	992	7.6%	10.2%	11.6%	12.0%
% of FP17s for the same patient ID Re-attending within 3 months - Adults	388	2,824	13.7%	15.3%	16.7%	15.9%
% of FP17s for the same patient ID Re-attending between 3 & 9 months - Children	321	992	32.4%	48.0%	47.3%	58.0%
% of FP17s for the same patient ID Re-attending between 3 & 9 months - Adults	774	2,824	27.4%	38.2%	38.3%	50.5%
% of FP17s for Band 1 Urgent Courses	322	3,406	9.5%	10.0%	10.5%	9.0%
% of FP17s Relating to Free Repair or Replacements	24	3,406	0.7%	0.6%	0.6%	0.8%
% of FP17s Relating to Continuations	41	3,406	1.2%	0.9%	0.8%	1.1%
% of Patients satisfied with the dentistry they have received	6	7	N/A	90.0%	89.0%	91.5%
% of Patients satisfied with the time they had to wait for an appointment	7	7	N/A	87.4%	84.2%	87.9%

* This is based on patients treated on this contract for their most recent course of treatment. Figures in italics indicate the base number of FP17s or Patient Questionnaire responses are less than 100. N/A is shown where the base number of responses is less than 10 during the period. % is calculated as Quantity/Base number*100

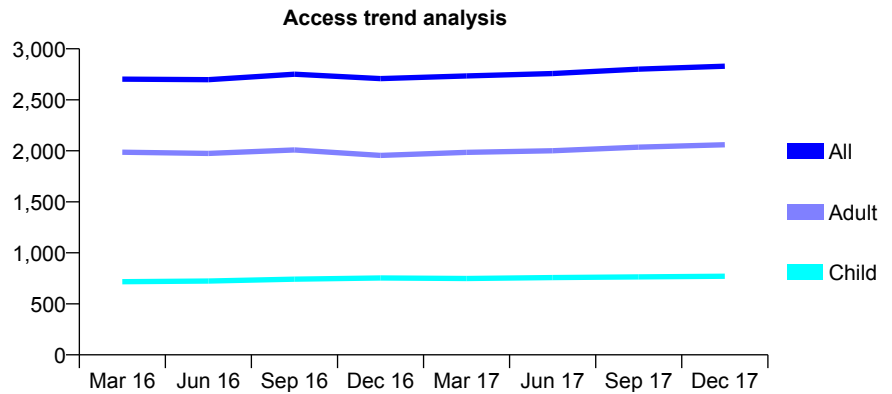
Q63 - Vital Signs At a Glance Contract Report for 776513/0002 - December 2017

Name or company name	MS P GUPTA
Contract type name	GDS Contract
Purpose of contract	General
Contract start date	09/03/2007
Contract end date	

17/18 Contracted general activity (UDA)	7,716
Carry forward general activity (UDA)	0
17/18 Contracted orthodontic activity (UOA)	0
Carry forward orthodontic activity (UOA)	0
Baseline contract value	£201,163.91

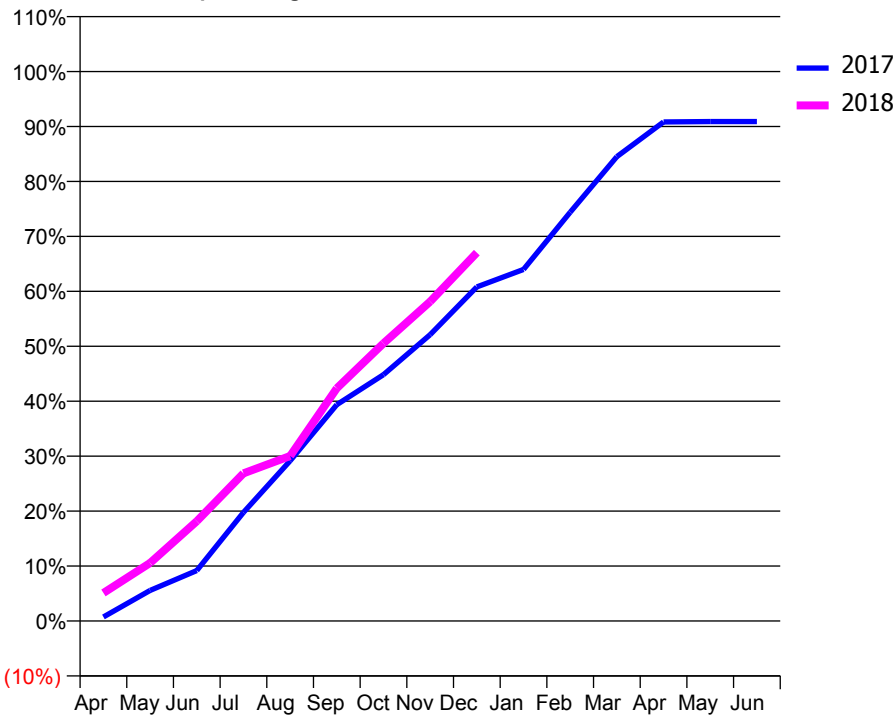
ACCESS*

Patients seen in 24 months	Total	Change since previous quarter
Quarter ending December 2016	2,708	
Quarter ending March 2017	2,734	→
Quarter ending June 2017	2,758	→
Quarter ending September 2017	2,800	→
Quarter ending December 2017	2,830	→
Variance since December 2016	4.5%	↑



ACTIVITY

Cumulative percentage of contracted UDA delivered 2017 & 2018



Month	Adjusted Scheduled Activity (UDA)	
	2017	2018
April	58	395
May	429	815
June	709	1,402
July	1,525	2,074
August	2,250	2,317
September	3,039	3,268
October	3,459	3,900
November	4,021	4,485
December	4,691	5,173
January	4,936	
February	5,740	
March	6,520	
April	7,008	
May	7,014	
June	7,014	

QUALITY

	Quantity	Base Number	Contract	AT	Region	England
% of FP17s for the same patient ID Re-attending within 3 months - Children	95	782	12.1%	10.2%	11.6%	12.0%
% of FP17s for the same patient ID Re-attending within 3 months - Adults	343	2,055	16.7%	15.3%	16.7%	15.9%
% of FP17s for the same patient ID Re-attending between 3 & 9 months - Children	381	782	48.7%	48.0%	47.3%	58.0%
% of FP17s for the same patient ID Re-attending between 3 & 9 months - Adults	934	2,055	45.5%	38.2%	38.3%	50.5%
% of FP17s for Band 1 Urgent Courses	178	2,654	6.7%	10.0%	10.5%	9.0%
% of FP17s Relating to Free Repair or Replacements	29	2,654	1.1%	0.6%	0.6%	0.8%
% of FP17s Relating to Continuations	65	2,654	2.4%	0.9%	0.8%	1.1%
% of Patients satisfied with the dentistry they have received	1	1	N/A	90.0%	89.0%	91.5%
% of Patients satisfied with the time they had to wait for an appointment	1	1	N/A	87.4%	84.2%	87.9%

* This is based on patients treated on this contract for their most recent course of treatment. Figures in italics indicate the base number of FP17s or Patient Questionnaire responses are less than 100. N/A is shown where the base number of responses is less than 10 during the period. % is calculated as Quantity/Base number*100

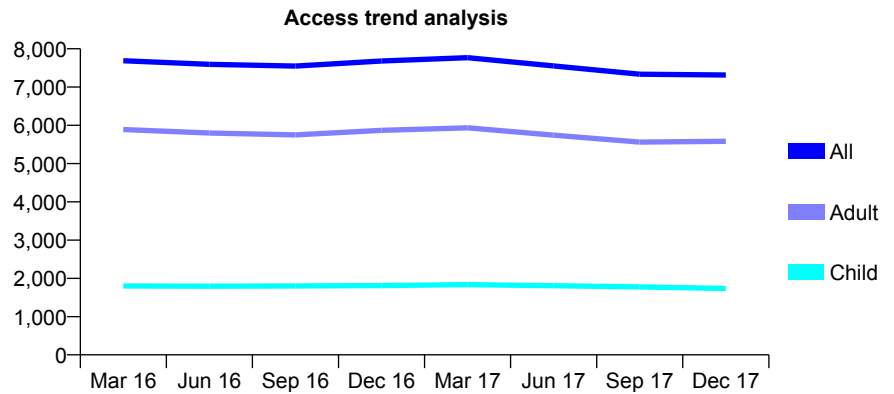
Q63 - Vital Signs At a Glance Contract Report for 781584/0001 - December 2017

Name or company name	MR M KANANI
Contract type name	GDS Contract
Purpose of contract	General
Contract start date	01/04/2007
Contract end date	

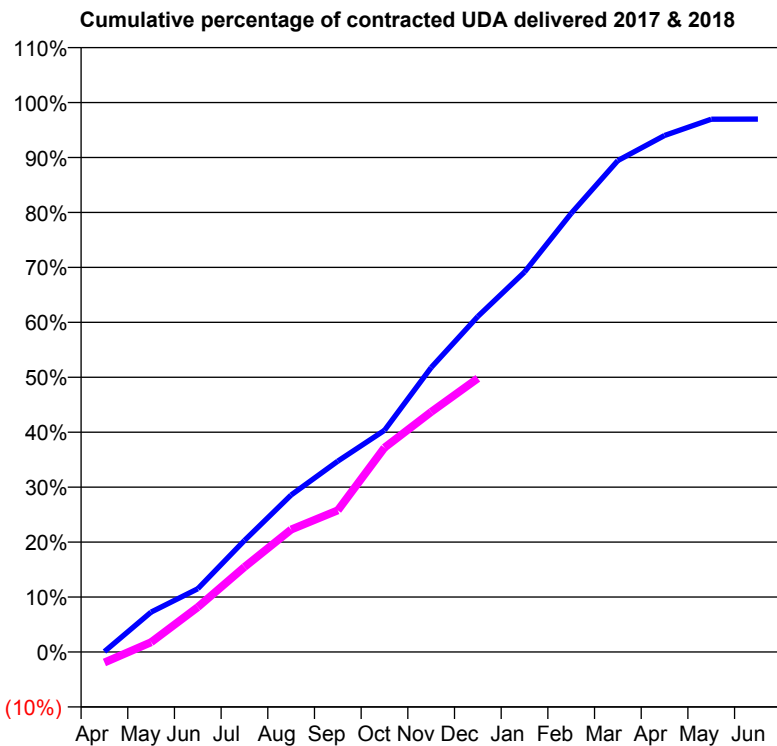
17/18 Contracted general activity (UDA)	26,302
Carry forward general activity (UDA)	796
17/18 Contracted orthodontic activity (UOA)	0
Carry forward orthodontic activity (UOA)	0
Baseline contract value	£704,893.16

ACCESS*

Patients seen in 24 months	Total	Change since previous quarter
Quarter ending December 2016	7,680	
Quarter ending March 2017	7,768	→
Quarter ending June 2017	7,552	↓
Quarter ending September 2017	7,337	↓
Quarter ending December 2017	7,316	→
Variance since December 2016	(4.7%)	↓



ACTIVITY



Month	Adjusted Scheduled Activity (UDA)	
	2017	2018
April	22	-509
May	1,915	472
June	3,032	2,151
July	5,342	4,068
August	7,519	5,864
September	9,138	6,784
October	10,609	9,779
November	13,619	11,491
December	16,059	13,101
January	18,189	
February	20,997	
March	23,526	
April	24,720	
May	25,501	
June	25,506	

QUALITY

	Quantity	Base Number	Contract	AT	Region	England
% of FP17s for the same patient ID Re-attending within 3 months - Children	140	1,321	10.6%	10.2%	11.6%	12.0%
% of FP17s for the same patient ID Re-attending within 3 months - Adults	576	3,894	14.8%	15.3%	16.7%	15.9%
% of FP17s for the same patient ID Re-attending between 3 & 9 months - Children	453	1,321	34.3%	48.0%	47.3%	58.0%
% of FP17s for the same patient ID Re-attending between 3 & 9 months - Adults	1,239	3,894	31.8%	38.2%	38.3%	50.5%
% of FP17s for Band 1 Urgent Courses	558	4,620	12.1%	10.0%	10.5%	9.0%
% of FP17s Relating to Free Repair or Replacements	26	4,620	0.6%	0.6%	0.6%	0.8%
% of FP17s Relating to Continuations	86	4,620	1.9%	0.9%	0.8%	1.1%
% of Patients satisfied with the dentistry they have received	5	5	N/A	90.0%	89.0%	91.5%
% of Patients satisfied with the time they had to wait for an appointment	4	5	N/A	87.4%	84.2%	87.9%

* This is based on patients treated on this contract for their most recent course of treatment. Figures in italics indicate the base number of FP17s or Patient Questionnaire responses are less than 100. N/A is shown where the base number of responses is less than 10 during the period. % is calculated as Quantity/Base number*100

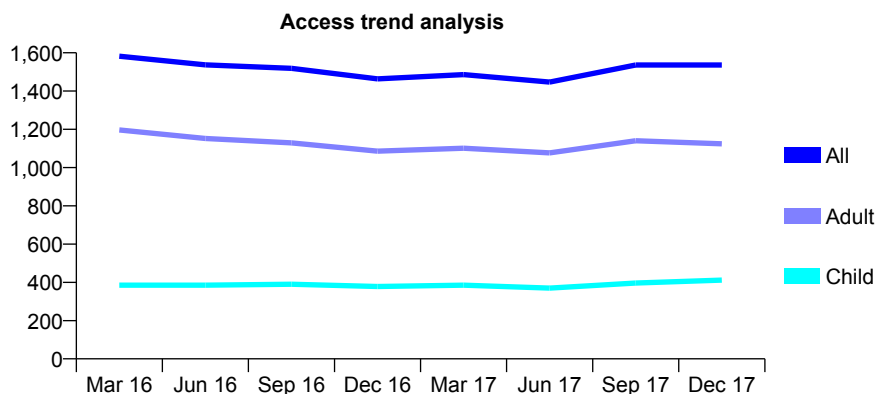
Q63 - Vital Signs At a Glance Contract Report for 781789/0001 - December 2017

Name or company name	L Haghogozar & Mohammed Najafi
Contract type name	GDS Contract
Purpose of contract	General
Contract start date	01/04/2006
Contract end date	

17/18 Contracted general activity (UDA)	5,596
Carry forward general activity (UDA)	0
17/18 Contracted orthodontic activity (UOA)	0
Carry forward orthodontic activity (UOA)	0
Baseline contract value	£159,120.43

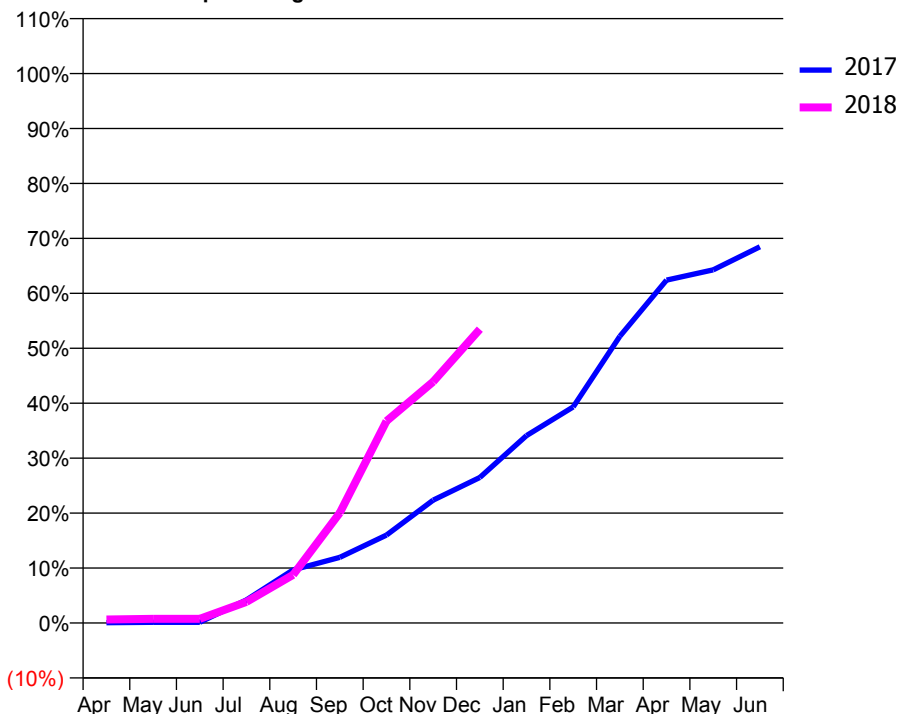
ACCESS*

Patients seen in 24 months	Total	Change since previous quarter
Quarter ending December 2016	1,464	
Quarter ending March 2017	1,486	→
Quarter ending June 2017	1,447	↓
Quarter ending September 2017	1,536	↑
Quarter ending December 2017	1,536	→
Variance since December 2016	4.9%	↑



ACTIVITY

Cumulative percentage of contracted UDA delivered 2017 & 2018



Adjusted Scheduled Activity (UDA)

Month	2017	2018
April	3	36
May	7	42
June	8	42
July	235	215
August	541	491
September	669	1,123
October	895	2,057
November	1,252	2,457
December	1,482	2,992
January	1,909	
February	2,201	
March	2,920	
April	3,492	
May	3,596	
June	3,832	

QUALITY

	Quantity	Base Number	Contract	AT	Region	England
% of FP17s for the same patient ID Re-attending within 3 months - Children	31	297	10.4%	10.2%	11.6%	12.0%
% of FP17s for the same patient ID Re-attending within 3 months - Adults	118	812	14.5%	15.3%	16.7%	15.9%
% of FP17s for the same patient ID Re-attending between 3 & 9 months - Children	83	297	27.9%	48.0%	47.3%	58.0%
% of FP17s for the same patient ID Re-attending between 3 & 9 months - Adults	200	812	24.6%	38.2%	38.3%	50.5%
% of FP17s for Band 1 Urgent Courses	82	944	8.7%	10.0%	10.5%	9.0%
% of FP17s Relating to Free Repair or Replacements	1	944	0.1%	0.6%	0.6%	0.8%
% of FP17s Relating to Continuations	12	944	1.3%	0.9%	0.8%	1.1%
% of Patients satisfied with the dentistry they have received	1	1	N/A	90.0%	89.0%	91.5%
% of Patients satisfied with the time they had to wait for an appointment	1	1	N/A	87.4%	84.2%	87.9%

* This is based on patients treated on this contract for their most recent course of treatment. Figures in italics indicate the base number of FP17s or Patient Questionnaire responses are less than 100. N/A is shown where the base number of responses is less than 10 during the period. % is calculated as Quantity/Base number*100

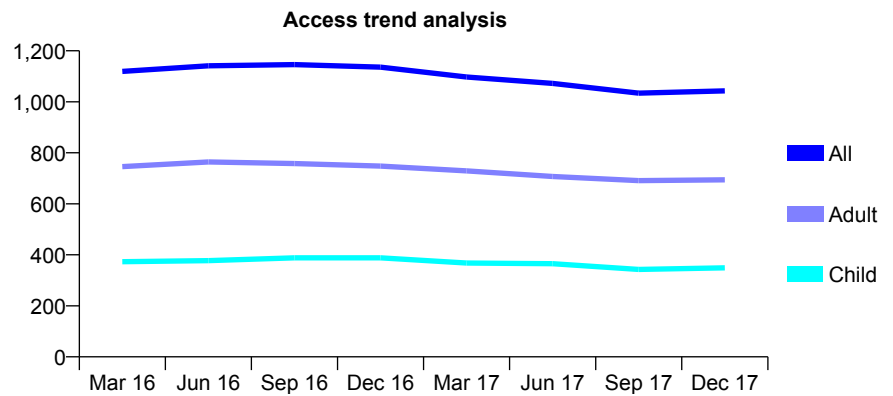
Q63 - Vital Signs At a Glance Contract Report for 781819/0001 - December 2017

Name or company name	MRS I AZENABOR
Contract type name	GDS Contract
Purpose of contract	General
Contract start date	01/04/2011
Contract end date	

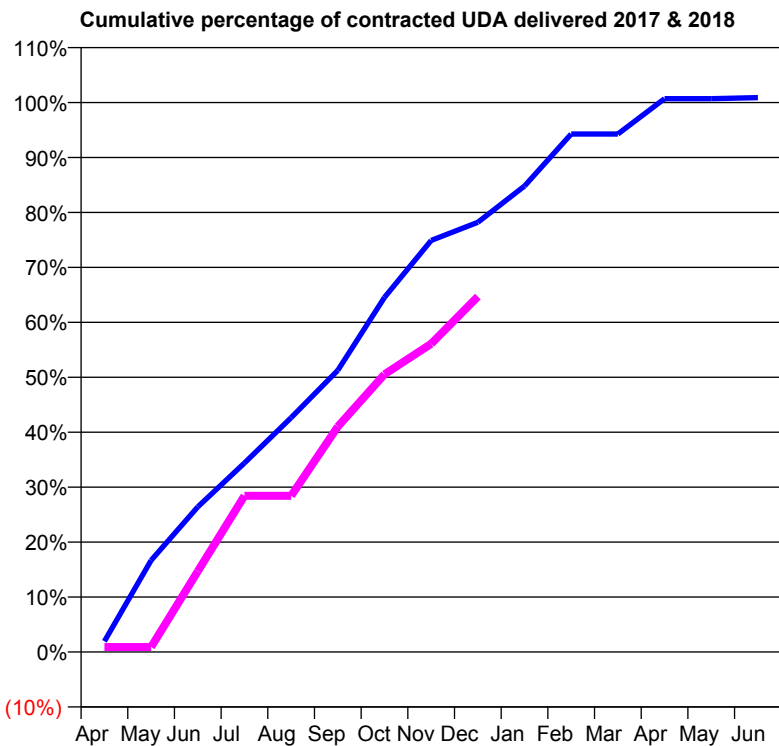
17/18 Contracted general activity (UDA)	2,519
Carry forward general activity (UDA)	-23
17/18 Contracted orthodontic activity (UOA)	0
Carry forward orthodontic activity (UOA)	0
Baseline contract value	£65,403.95

ACCESS*

Patients seen in 24 months	Total	Change since previous quarter
Quarter ending December 2016	1,136	
Quarter ending March 2017	1,097	↓
Quarter ending June 2017	1,072	↓
Quarter ending September 2017	1,034	↓
Quarter ending December 2017	1,043	→
Variance since December 2016	(8.2%)	↓



ACTIVITY



Month	Adjusted Scheduled Activity (UDA)	
	2017	2018
April	49	23
May	420	23
June	665	370
July	867	716
August	1,074	716
September	1,291	1,033
October	1,626	1,273
November	1,887	1,413
December	1,970	1,630
January	2,136	
February	2,375	
March	2,375	
April	2,537	
May	2,537	
June	2,542	

QUALITY

	Quantity	Base Number	Contract	AT	Region	England
% of FP17s for the same patient ID Re-attending within 3 months - Children	15	346	4.3%	10.2%	11.6%	12.0%
% of FP17s for the same patient ID Re-attending within 3 months - Adults	54	573	9.4%	15.3%	16.7%	15.9%
% of FP17s for the same patient ID Re-attending between 3 & 9 months - Children	147	346	42.5%	48.0%	47.3%	58.0%
% of FP17s for the same patient ID Re-attending between 3 & 9 months - Adults	251	573	43.8%	38.2%	38.3%	50.5%
% of FP17s for Band 1 Urgent Courses	58	817	7.1%	10.0%	10.5%	9.0%
% of FP17s Relating to Free Repair or Replacements	2	817	0.2%	0.6%	0.6%	0.8%
% of FP17s Relating to Continuations	1	817	0.1%	0.9%	0.8%	1.1%
% of Patients satisfied with the dentistry they have received	1	1	N/A	90.0%	89.0%	91.5%
% of Patients satisfied with the time they had to wait for an appointment	1	1	N/A	87.4%	84.2%	87.9%

* This is based on patients treated on this contract for their most recent course of treatment. Figures in italics indicate the base number of FP17s or Patient Questionnaire responses are less than 100. N/A is shown where the base number of responses is less than 10 during the period. % is calculated as Quantity/Base number*100

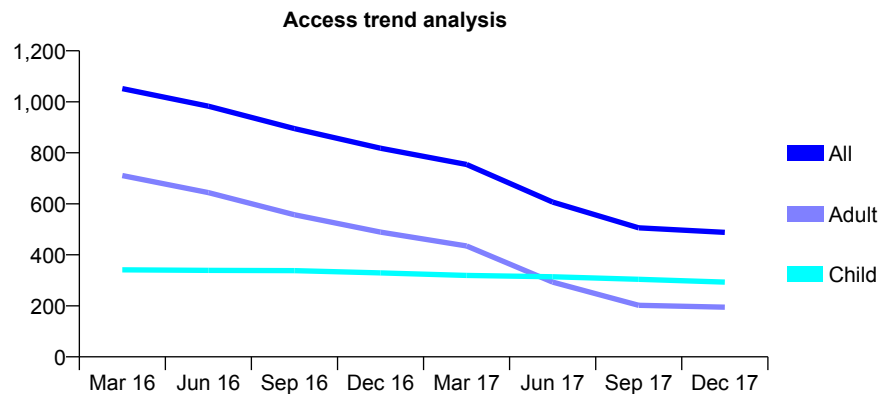
Q63 - Vital Signs At a Glance Contract Report for 794694/0001 - December 2017

Name or company name	Ian & Kim Duthie
Contract type name	GDS Contract
Purpose of contract	General
Contract start date	01/04/2006
Contract end date	

17/18 Contracted general activity (UDA)	1,344
Carry forward general activity (UDA)	-16
17/18 Contracted orthodontic activity (UOA)	0
Carry forward orthodontic activity (UOA)	0
Baseline contract value	£30,318.09

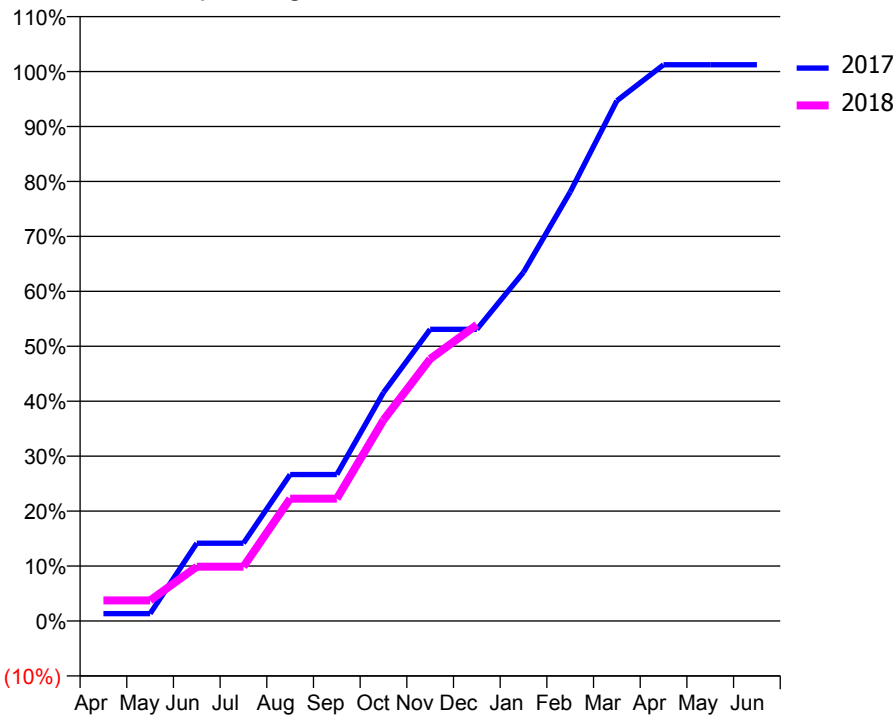
ACCESS*

Patients seen in 24 months	Total	Change since previous quarter
Quarter ending December 2016	818	
Quarter ending March 2017	754	↓
Quarter ending June 2017	607	↓
Quarter ending September 2017	506	↓
Quarter ending December 2017	488	↓
Variance since December 2016	(40.3%)	↓



ACTIVITY

Cumulative percentage of contracted UDA delivered 2017 & 2018



Month	Adjusted Scheduled Activity (UDA)	
	2017	2018
April	18	50
May	18	50
June	190	133
July	190	133
August	358	299
September	358	299
October	559	492
November	713	641
December	713	724
January	853	
February	1,049	
March	1,272	
April	1,360	
May	1,360	
June	1,360	

QUALITY

	Quantity	Base Number	Contract	AT	Region	England
% of FP17s for the same patient ID Re-attending within 3 months - Children	28	353	7.9%	10.2%	11.6%	12.0%
% of FP17s for the same patient ID Re-attending within 3 months - Adults	37	148	25.0%	15.3%	16.7%	15.9%
% of FP17s for the same patient ID Re-attending between 3 & 9 months - Children	236	353	66.9%	48.0%	47.3%	58.0%
% of FP17s for the same patient ID Re-attending between 3 & 9 months - Adults	63	148	42.6%	38.2%	38.3%	50.5%
% of FP17s for Band 1 Urgent Courses	12	471	2.5%	10.0%	10.5%	9.0%
% of FP17s Relating to Free Repair or Replacements	0	471	0.0%	0.6%	0.6%	0.8%
% of FP17s Relating to Continuations	13	471	2.8%	0.9%	0.8%	1.1%
% of Patients satisfied with the dentistry they have received	0	0	N/A	90.0%	89.0%	91.5%
% of Patients satisfied with the time they had to wait for an appointment	0	0	N/A	87.4%	84.2%	87.9%

* This is based on patients treated on this contract for their most recent course of treatment. Figures in italics indicate the base number of FP17s or Patient Questionnaire responses are less than 100. N/A is shown where the base number of responses is less than 10 during the period. % is calculated as Quantity/Base number*100

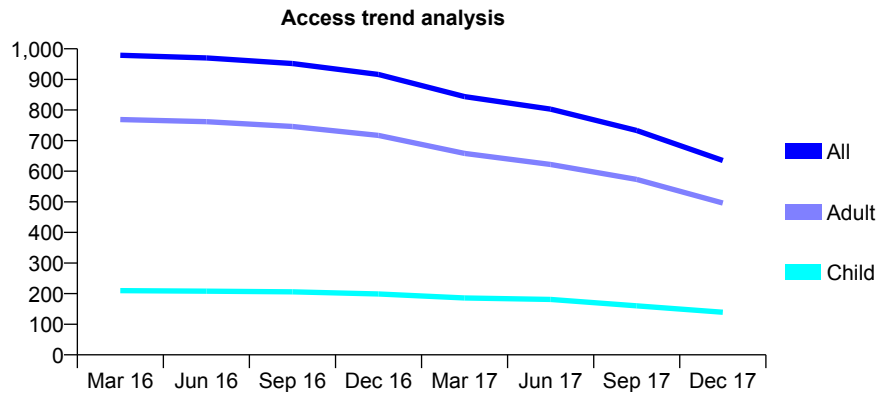
Q63 - Vital Signs At a Glance Contract Report for 795860/0001 - December 2017

Name or company name	MR S KHAN
Contract type name	GDS Contract
Purpose of contract	General
Contract start date	01/04/2006
Contract end date	

17/18 Contracted general activity (UDA)	4,000
Carry forward general activity (UDA)	0
17/18 Contracted orthodontic activity (UOA)	0
Carry forward orthodontic activity (UOA)	0
Baseline contract value	£97,061.27

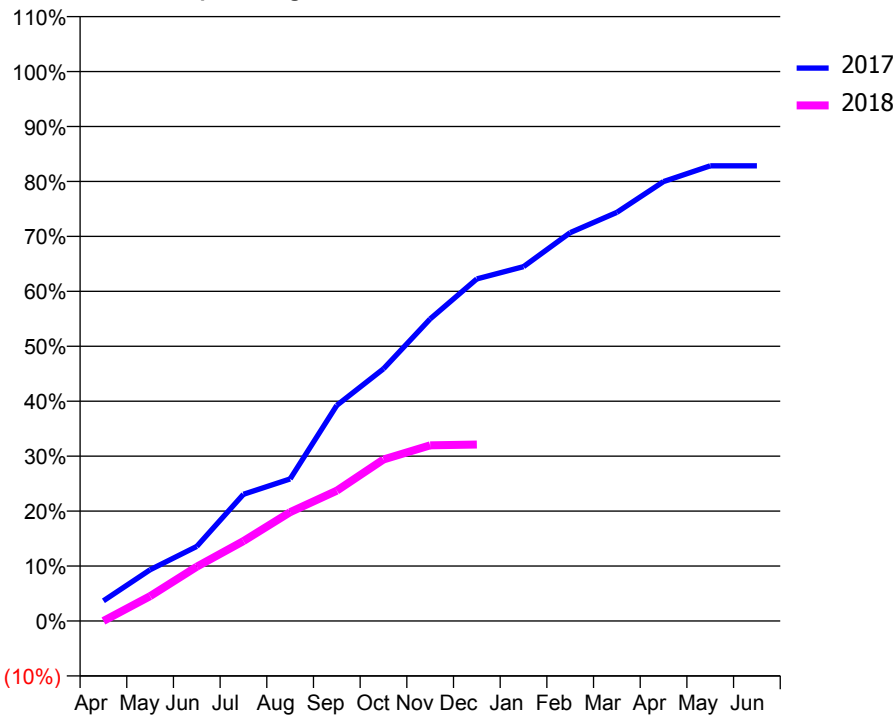
ACCESS*

Patients seen in 24 months	Total	Change since previous quarter
Quarter ending December 2016	916	
Quarter ending March 2017	844	↓
Quarter ending June 2017	803	↓
Quarter ending September 2017	733	↓
Quarter ending December 2017	635	↓
Variance since December 2016	(30.7%)	↓



ACTIVITY

Cumulative percentage of contracted UDA delivered 2017 & 2018



Month	Adjusted Scheduled Activity (UDA)	
	2017	2018
April	147	0
May	373	181
June	543	396
July	922	582
August	1,034	793
September	1,570	949
October	1,836	1,176
November	2,199	1,279
December	2,490	1,285
January	2,580	
February	2,827	
March	2,974	
April	3,199	
May	3,313	
June	3,313	

QUALITY

	Quantity	Base Number	Contract	AT	Region	England
% of FP17s for the same patient ID Re-attending within 3 months - Children	5	115	4.3%	10.2%	11.6%	12.0%
% of FP17s for the same patient ID Re-attending within 3 months - Adults	14	349	4.0%	15.3%	16.7%	15.9%
% of FP17s for the same patient ID Re-attending between 3 & 9 months - Children	55	115	47.8%	48.0%	47.3%	58.0%
% of FP17s for the same patient ID Re-attending between 3 & 9 months - Adults	163	349	46.7%	38.2%	38.3%	50.5%
% of FP17s for Band 1 Urgent Courses	0	381	0.0%	10.0%	10.5%	9.0%
% of FP17s Relating to Free Repair or Replacements	0	381	0.0%	0.6%	0.6%	0.8%
% of FP17s Relating to Continuations	0	381	0.0%	0.9%	0.8%	1.1%
% of Patients satisfied with the dentistry they have received	0	0	N/A	90.0%	89.0%	91.5%
% of Patients satisfied with the time they had to wait for an appointment	0	0	N/A	87.4%	84.2%	87.9%

* This is based on patients treated on this contract for their most recent course of treatment. Figures in italics indicate the base number of FP17s or Patient Questionnaire responses are less than 100. N/A is shown where the base number of responses is less than 10 during the period. % is calculated as Quantity/Base number*100

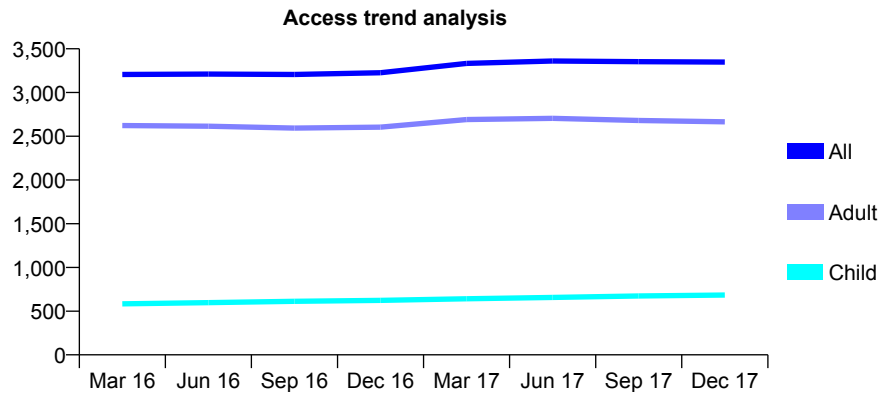
Q63 - Vital Signs At a Glance Contract Report for 801011/0001 - December 2017

Name or company name	MR H KELAY
Contract type name	GDS Contract
Purpose of contract	General
Contract start date	01/04/2006
Contract end date	

17/18 Contracted general activity (UDA)	11,000
Carry forward general activity (UDA)	0
17/18 Contracted orthodontic activity (UOA)	0
Carry forward orthodontic activity (UOA)	0
Baseline contract value	£253,640.97

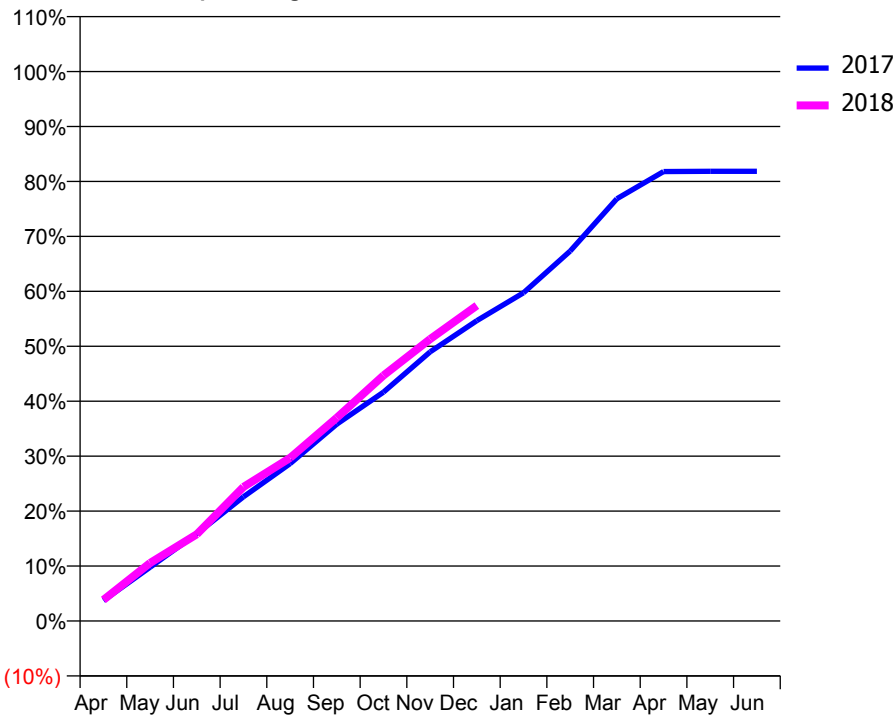
ACCESS*

Patients seen in 24 months	Total	Change since previous quarter
Quarter ending December 2016	3,227	
Quarter ending March 2017	3,333	↑
Quarter ending June 2017	3,360	→
Quarter ending September 2017	3,353	→
Quarter ending December 2017	3,349	→
Variance since December 2016	3.8%	↑



ACTIVITY

Cumulative percentage of contracted UDA delivered 2017 & 2018



Month	Adjusted Scheduled Activity (UDA)	
	2017	2018
April	411	423
May	1,077	1,162
June	1,747	1,738
July	2,486	2,683
August	3,151	3,265
September	3,941	4,070
October	4,581	4,916
November	5,388	5,645
December	6,012	6,314
January	6,570	
February	7,407	
March	8,454	
April	8,998	
May	9,003	
June	9,003	

QUALITY

	Quantity	Base Number	Contract	AT	Region	England
% of FP17s for the same patient ID Re-attending within 3 months - Children	49	610	8.0%	10.2%	11.6%	12.0%
% of FP17s for the same patient ID Re-attending within 3 months - Adults	290	2,304	12.6%	15.3%	16.7%	15.9%
% of FP17s for the same patient ID Re-attending between 3 & 9 months - Children	228	610	37.4%	48.0%	47.3%	58.0%
% of FP17s for the same patient ID Re-attending between 3 & 9 months - Adults	942	2,304	40.9%	38.2%	38.3%	50.5%
% of FP17s for Band 1 Urgent Courses	135	2,464	5.5%	10.0%	10.5%	9.0%
% of FP17s Relating to Free Repair or Replacements	1	2,464	0.0%	0.6%	0.6%	0.8%
% of FP17s Relating to Continuations	57	2,464	2.3%	0.9%	0.8%	1.1%
% of Patients satisfied with the dentistry they have received	0	1	N/A	90.0%	89.0%	91.5%
% of Patients satisfied with the time they had to wait for an appointment	0	1	N/A	87.4%	84.2%	87.9%

* This is based on patients treated on this contract for their most recent course of treatment. Figures in italics indicate the base number of FP17s or Patient Questionnaire responses are less than 100. N/A is shown where the base number of responses is less than 10 during the period. % is calculated as Quantity/Base number*100

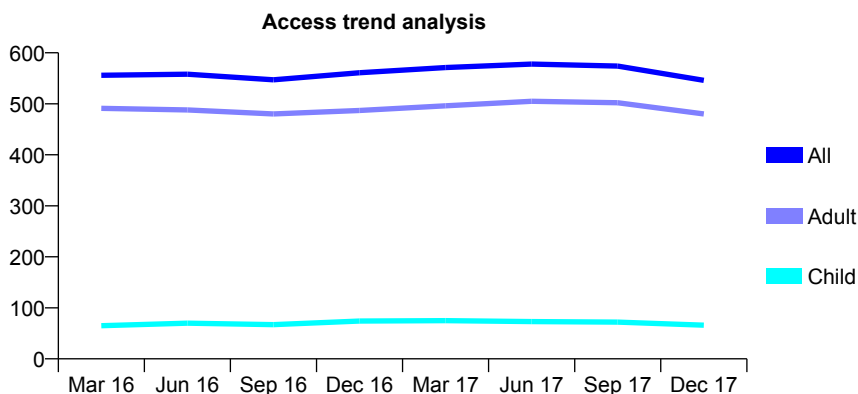
Q63 - Vital Signs At a Glance Contract Report for 801321/0002 - December 2017

Name or company name	MR AJ WEISS
Contract type name	GDS Contract
Purpose of contract	General
Contract start date	01/04/2006
Contract end date	

17/18 Contracted general activity (UDA)	1,200
Carry forward general activity (UDA)	-24
17/18 Contracted orthodontic activity (UOA)	0
Carry forward orthodontic activity (UOA)	0
Baseline contract value	£24,989.67

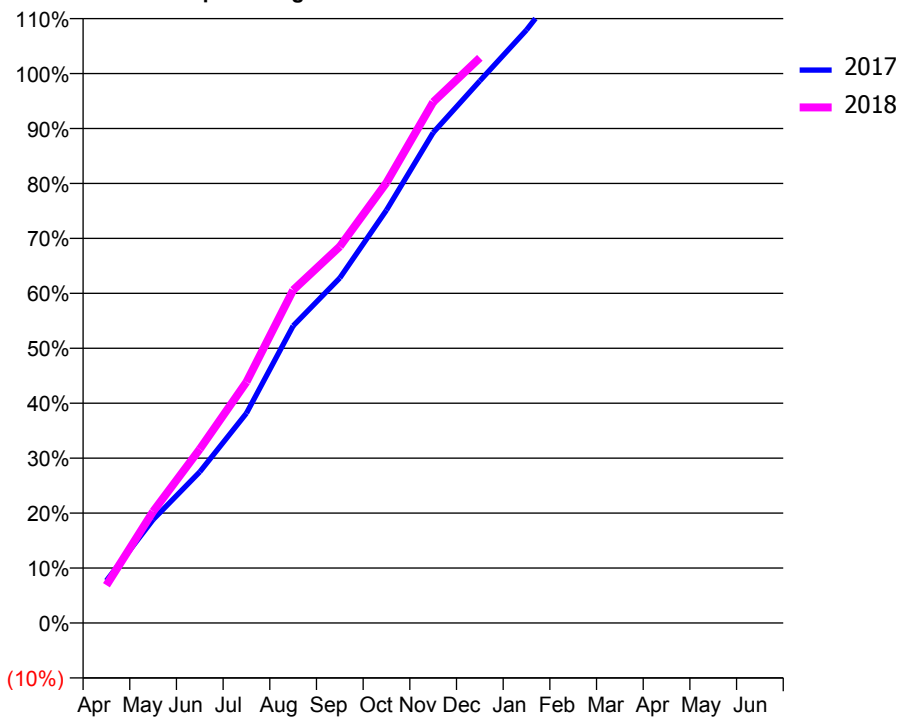
ACCESS*

Patients seen in 24 months	Total	Change since previous quarter
Quarter ending December 2016	561	
Quarter ending March 2017	571	→
Quarter ending June 2017	578	→
Quarter ending September 2017	574	→
Quarter ending December 2017	546	↓
Variance since December 2016	(2.7%)	↓



ACTIVITY

Cumulative percentage of contracted UDA delivered 2017 & 2018



Month	Adjusted Scheduled Activity (UDA)	
	2017	2018
April	92	83
May	226	244
June	330	380
July	458	526
August	649	727
September	753	822
October	902	962
November	1,071	1,138
December	1,184	1,234
January	1,295	
February	1,425	
March	1,601	
April	1,630	
May	1,630	
June	1,630	

QUALITY

	Quantity	Base Number	Contract	AT	Region	England
% of FP17s for the same patient ID Re-attending within 3 months - Children	2	70	2.9%	10.2%	11.6%	12.0%
% of FP17s for the same patient ID Re-attending within 3 months - Adults	97	626	15.5%	15.3%	16.7%	15.9%
% of FP17s for the same patient ID Re-attending between 3 & 9 months - Children	49	70	70.0%	48.0%	47.3%	58.0%
% of FP17s for the same patient ID Re-attending between 3 & 9 months - Adults	419	626	66.9%	38.2%	38.3%	50.5%
% of FP17s for Band 1 Urgent Courses	61	676	9.0%	10.0%	10.5%	9.0%
% of FP17s Relating to Free Repair or Replacements	0	676	0.0%	0.6%	0.6%	0.8%
% of FP17s Relating to Continuations	3	676	0.4%	0.9%	0.8%	1.1%
% of Patients satisfied with the dentistry they have received	2	2	N/A	90.0%	89.0%	91.5%
% of Patients satisfied with the time they had to wait for an appointment	2	2	N/A	87.4%	84.2%	87.9%

* This is based on patients treated on this contract for their most recent course of treatment. Figures in italics indicate the base number of FP17s or Patient Questionnaire responses are less than 100. N/A is shown where the base number of responses is less than 10 during the period. % is calculated as Quantity/Base number*100

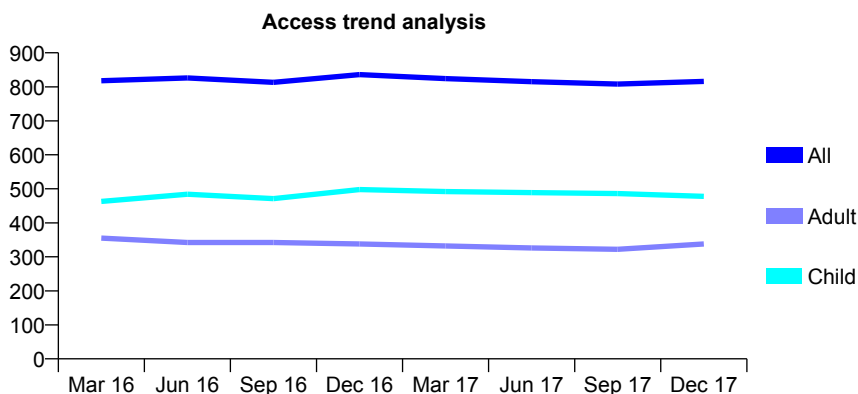
Q63 - Vital Signs At a Glance Contract Report for 801518/0001 - December 2017

Name or company name	MR DH KEEN
Contract type name	GDS Contract
Purpose of contract	General
Contract start date	01/04/2006
Contract end date	

17/18 Contracted general activity (UDA)	2,287
Carry forward general activity (UDA)	55
17/18 Contracted orthodontic activity (UOA)	0
Carry forward orthodontic activity (UOA)	0
Baseline contract value	£59,547.62

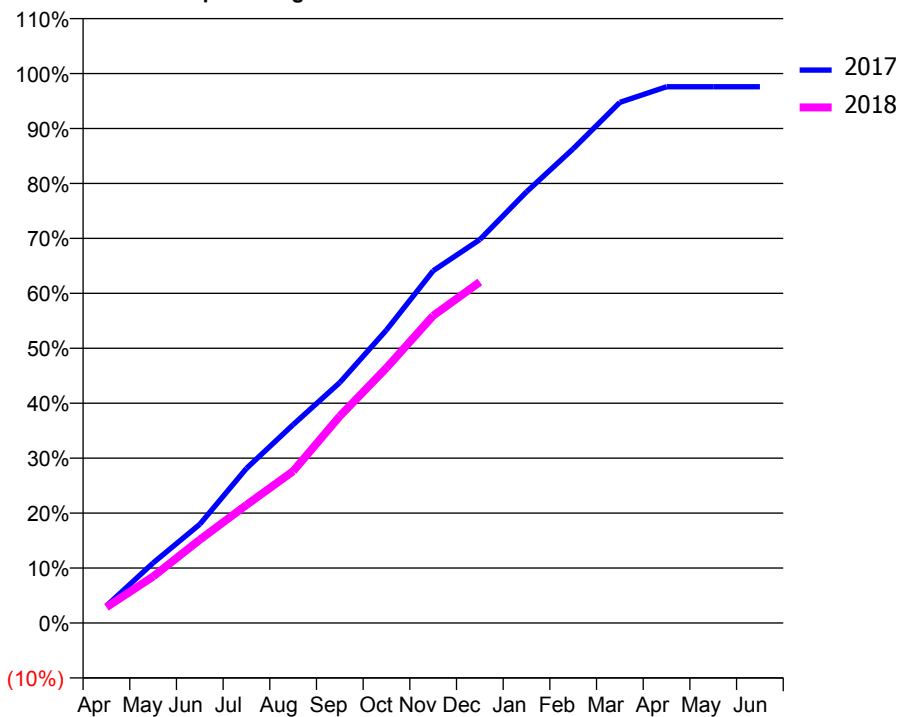
ACCESS*

Patients seen in 24 months	Total	Change since previous quarter
Quarter ending December 2016	836	
Quarter ending March 2017	824	↓
Quarter ending June 2017	815	↓
Quarter ending September 2017	808	→
Quarter ending December 2017	816	→
Variance since December 2016	(2.4%)	↓



ACTIVITY

Cumulative percentage of contracted UDA delivered 2017 & 2018



Month	Adjusted Scheduled Activity (UDA)	
	2017	2018
April	71	66
May	250	194
June	411	347
July	644	492
August	826	632
September	1,001	861
October	1,220	1,062
November	1,466	1,279
December	1,596	1,419
January	1,795	
February	1,974	
March	2,167	
April	2,232	
May	2,232	
June	2,232	

QUALITY

	Quantity	Base Number	Contract	AT	Region	England
% of FP17s for the same patient ID Re-attending within 3 months - Children	42	457	9.2%	10.2%	11.6%	12.0%
% of FP17s for the same patient ID Re-attending within 3 months - Adults	31	281	11.0%	15.3%	16.7%	15.9%
% of FP17s for the same patient ID Re-attending between 3 & 9 months - Children	241	457	52.7%	48.0%	47.3%	58.0%
% of FP17s for the same patient ID Re-attending between 3 & 9 months - Adults	144	281	51.2%	38.2%	38.3%	50.5%
% of FP17s for Band 1 Urgent Courses	21	708	3.0%	10.0%	10.5%	9.0%
% of FP17s Relating to Free Repair or Replacements	0	708	0.0%	0.6%	0.6%	0.8%
% of FP17s Relating to Continuations	0	708	0.0%	0.9%	0.8%	1.1%
% of Patients satisfied with the dentistry they have received	0	0	N/A	90.0%	89.0%	91.5%
% of Patients satisfied with the time they had to wait for an appointment	0	0	N/A	87.4%	84.2%	87.9%

* This is based on patients treated on this contract for their most recent course of treatment. Figures in italics indicate the base number of FP17s or Patient Questionnaire responses are less than 100. N/A is shown where the base number of responses is less than 10 during the period. % is calculated as Quantity/Base number*100

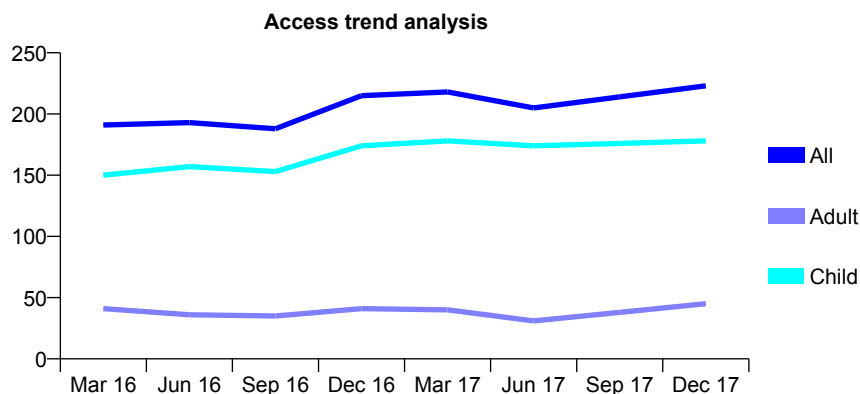
Q63 - Vital Signs At a Glance Contract Report for 801976/0001 - December 2017

Name or company name	MR BG GRUNDY
Contract type name	GDS Contract
Purpose of contract	General
Contract start date	01/04/2006
Contract end date	

17/18 Contracted general activity (UDA)	400
Carry forward general activity (UDA)	0
17/18 Contracted orthodontic activity (UOA)	0
Carry forward orthodontic activity (UOA)	0
Baseline contract value	£10,881.44

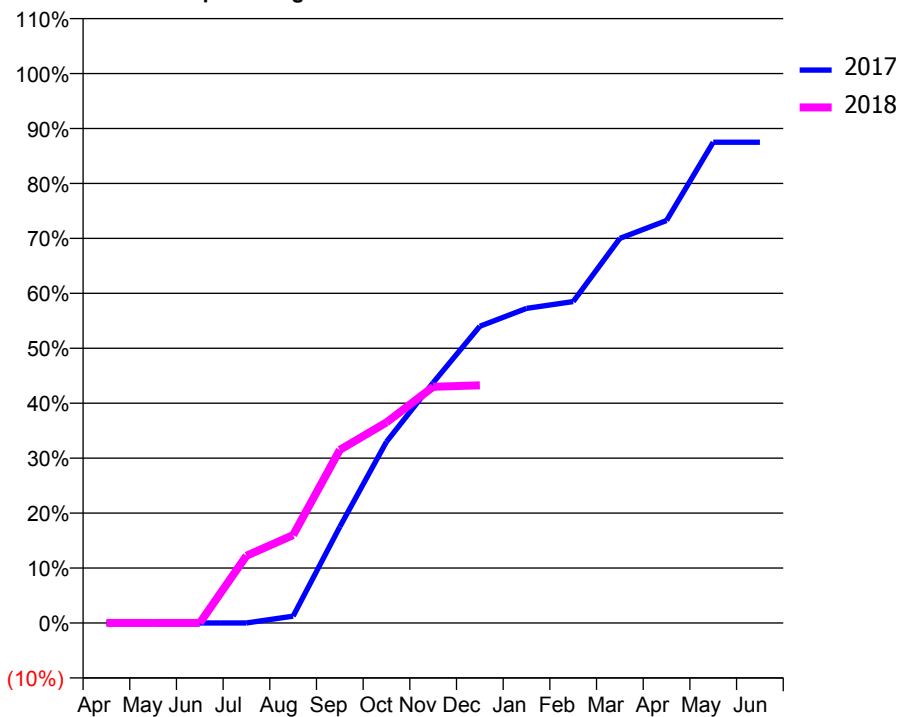
ACCESS*

Patients seen in 24 months	Total	Change since previous quarter
Quarter ending December 2016	215	
Quarter ending March 2017	218	→
Quarter ending June 2017	205	↓
Quarter ending September 2017	214	↑
Quarter ending December 2017	223	↑
Variance since December 2016	3.7%	↑



ACTIVITY

Cumulative percentage of contracted UDA delivered 2017 & 2018



Month	Adjusted Scheduled Activity (UDA)	
	2017	2018
April	0	0
May	0	0
June	0	0
July	0	49
August	5	64
September	70	126
October	132	146
November	175	172
December	216	173
January	229	
February	234	
March	280	
April	293	
May	350	
June	350	

QUALITY

	Quantity	Base Number	Contract	AT	Region	England
% of FP17s for the same patient ID Re-attending within 3 months - Children	5	119	4.2%	10.2%	11.6%	12.0%
% of FP17s for the same patient ID Re-attending within 3 months - Adults	0	14	0.0%	15.3%	16.7%	15.9%
% of FP17s for the same patient ID Re-attending between 3 & 9 months - Children	35	119	29.4%	48.0%	47.3%	58.0%
% of FP17s for the same patient ID Re-attending between 3 & 9 months - Adults	0	14	0.0%	38.2%	38.3%	50.5%
% of FP17s for Band 1 Urgent Courses	0	106	0.0%	10.0%	10.5%	9.0%
% of FP17s Relating to Free Repair or Replacements	0	106	0.0%	0.6%	0.6%	0.8%
% of FP17s Relating to Continuations	0	106	0.0%	0.9%	0.8%	1.1%
% of Patients satisfied with the dentistry they have received	0	0	N/A	90.0%	89.0%	91.5%
% of Patients satisfied with the time they had to wait for an appointment	0	0	N/A	87.4%	84.2%	87.9%

* This is based on patients treated on this contract for their most recent course of treatment. Figures in italics indicate the base number of FP17s or Patient Questionnaire responses are less than 100. N/A is shown where the base number of responses is less than 10 during the period. % is calculated as Quantity/Base number*100

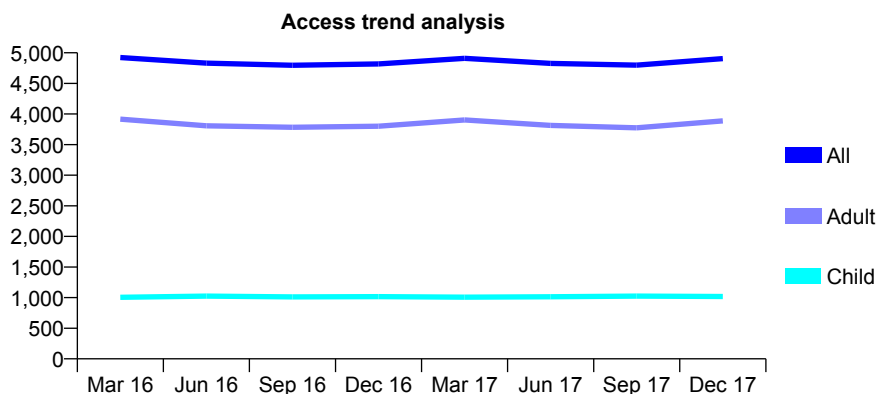
Q63 - Vital Signs At a Glance Contract Report for 803804/0001 - December 2017

Name or company name	Thanet House Dental Care
Contract type name	GDS Contract
Purpose of contract	General
Contract start date	01/04/2006
Contract end date	

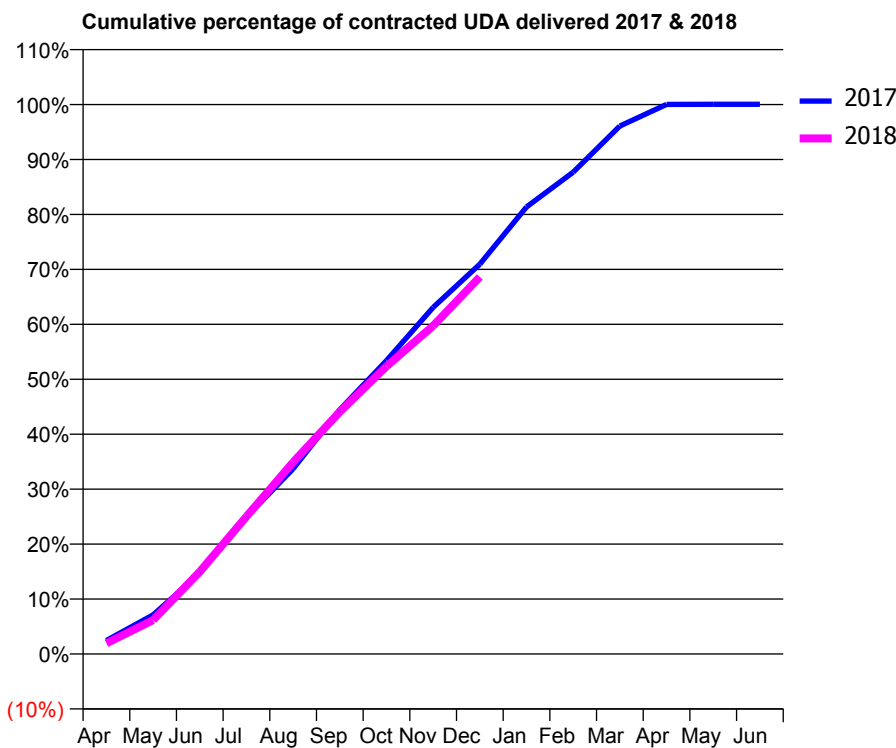
17/18 Contracted general activity (UDA)	13,632
Carry forward general activity (UDA)	-5
17/18 Contracted orthodontic activity (UOA)	0
Carry forward orthodontic activity (UOA)	0
Baseline contract value	£356,030.12

ACCESS*

Patients seen in 24 months	Total	Change since previous quarter
Quarter ending December 2016	4,817	
Quarter ending March 2017	4,909	→
Quarter ending June 2017	4,827	↓
Quarter ending September 2017	4,799	→
Quarter ending December 2017	4,905	↑
Variance since December 2016	1.8%	→



ACTIVITY



Month	Adjusted Scheduled Activity (UDA)	
	2017	2018
April	335	268
May	971	843
June	2,003	2,042
July	3,394	3,413
August	4,598	4,759
September	6,061	6,011
October	7,280	7,138
November	8,599	8,141
December	9,670	9,354
January	11,091	
February	11,954	
March	13,099	
April	13,633	
May	13,637	
June	13,637	

QUALITY

	Quantity	Base Number	Contract	AT	Region	England
% of FP17s for the same patient ID Re-attending within 3 months - Children	42	931	4.5%	10.2%	11.6%	12.0%
% of FP17s for the same patient ID Re-attending within 3 months - Adults	311	3,079	10.1%	15.3%	16.7%	15.9%
% of FP17s for the same patient ID Re-attending between 3 & 9 months - Children	389	931	41.8%	48.0%	47.3%	58.0%
% of FP17s for the same patient ID Re-attending between 3 & 9 months - Adults	1,128	3,079	36.6%	38.2%	38.3%	50.5%
% of FP17s for Band 1 Urgent Courses	279	3,785	7.4%	10.0%	10.5%	9.0%
% of FP17s Relating to Free Repair or Replacements	18	3,785	0.5%	0.6%	0.6%	0.8%
% of FP17s Relating to Continuations	11	3,785	0.3%	0.9%	0.8%	1.1%
% of Patients satisfied with the dentistry they have received	2	2	N/A	90.0%	89.0%	91.5%
% of Patients satisfied with the time they had to wait for an appointment	2	2	N/A	87.4%	84.2%	87.9%

* This is based on patients treated on this contract for their most recent course of treatment. Figures in italics indicate the base number of FP17s or Patient Questionnaire responses are less than 100. N/A is shown where the base number of responses is less than 10 during the period. % is calculated as Quantity/Base number*100

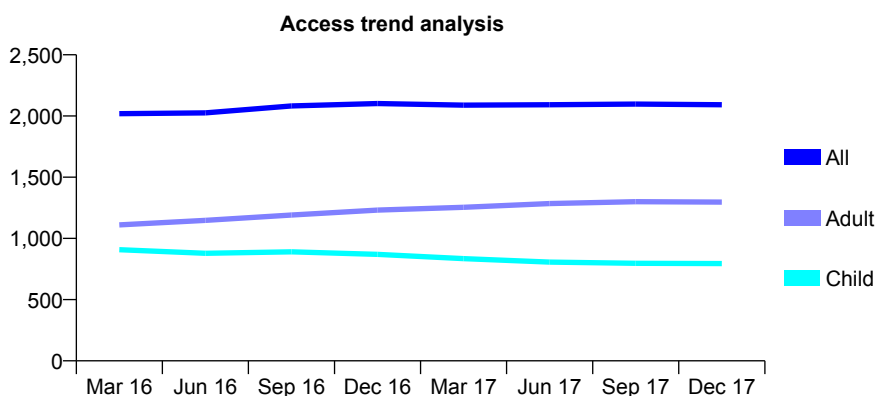
Q63 - Vital Signs At a Glance Contract Report for 808601/0001 - December 2017

Name or company name	MR GM BURR
Contract type name	GDS Contract
Purpose of contract	General
Contract start date	01/04/2006
Contract end date	

17/18 Contracted general activity (UDA)	4,000
Carry forward general activity (UDA)	27
17/18 Contracted orthodontic activity (UOA)	0
Carry forward orthodontic activity (UOA)	0
Baseline contract value	£104,150.01

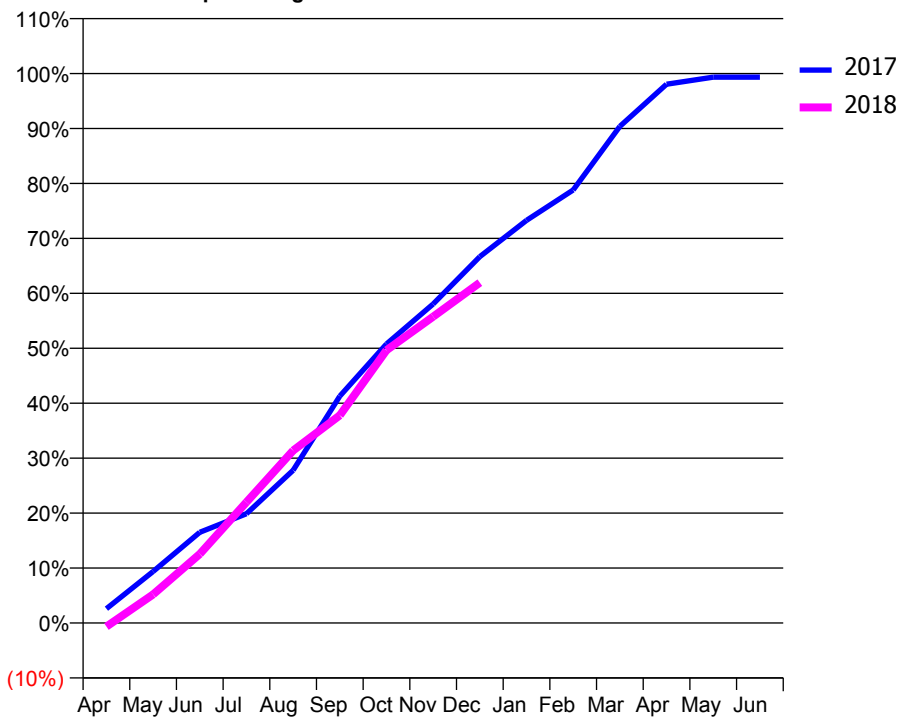
ACCESS*

Patients seen in 24 months	Total	Change since previous quarter
Quarter ending December 2016	2,102	
Quarter ending March 2017	2,089	→
Quarter ending June 2017	2,092	→
Quarter ending September 2017	2,097	→
Quarter ending December 2017	2,092	→
Variance since December 2016	(0.5%)	→



ACTIVITY

Cumulative percentage of contracted UDA delivered 2017 & 2018



Month	Adjusted Scheduled Activity (UDA)	
	2017	2018
April	105	-27
May	375	208
June	660	502
July	795	880
August	1,112	1,255
September	1,651	1,511
October	2,031	1,986
November	2,323	2,230
December	2,667	2,478
January	2,931	
February	3,152	
March	3,616	
April	3,922	
May	3,973	
June	3,973	

QUALITY

	Quantity	Base Number	Contract	AT	Region	England
% of FP17s for the same patient ID Re-attending within 3 months - Children	26	632	4.1%	10.2%	11.6%	12.0%
% of FP17s for the same patient ID Re-attending within 3 months - Adults	80	843	9.5%	15.3%	16.7%	15.9%
% of FP17s for the same patient ID Re-attending between 3 & 9 months - Children	212	632	33.5%	48.0%	47.3%	58.0%
% of FP17s for the same patient ID Re-attending between 3 & 9 months - Adults	244	843	28.9%	38.2%	38.3%	50.5%
% of FP17s for Band 1 Urgent Courses	75	1,317	5.7%	10.0%	10.5%	9.0%
% of FP17s Relating to Free Repair or Replacements	0	1,317	0.0%	0.6%	0.6%	0.8%
% of FP17s Relating to Continuations	0	1,317	0.0%	0.9%	0.8%	1.1%
% of Patients satisfied with the dentistry they have received	1	1	N/A	90.0%	89.0%	91.5%
% of Patients satisfied with the time they had to wait for an appointment	1	1	N/A	87.4%	84.2%	87.9%

* This is based on patients treated on this contract for their most recent course of treatment. Figures in italics indicate the base number of FP17s or Patient Questionnaire responses are less than 100. N/A is shown where the base number of responses is less than 10 during the period. % is calculated as Quantity/Base number*100

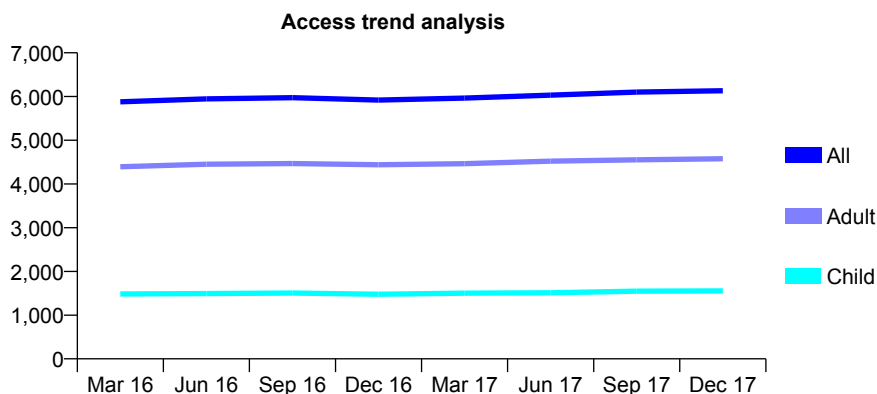
Q63 - Vital Signs At a Glance Contract Report for 809365/0001 - December 2017

Name or company name	MR CJ WETTON
Contract type name	GDS Contract
Purpose of contract	General
Contract start date	01/08/2012
Contract end date	

17/18 Contracted general activity (UDA)	14,364
Carry forward general activity (UDA)	-287
17/18 Contracted orthodontic activity (UOA)	0
Carry forward orthodontic activity (UOA)	0
Baseline contract value	£373,452.62

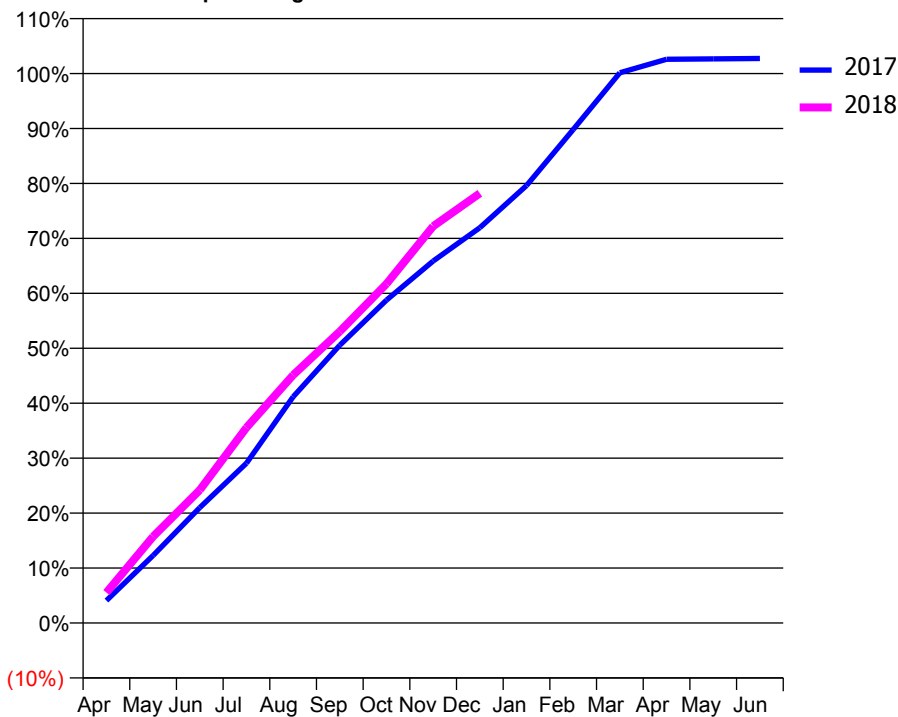
ACCESS*

Patients seen in 24 months	Total	Change since previous quarter
Quarter ending December 2016	5,918	
Quarter ending March 2017	5,965	→
Quarter ending June 2017	6,032	→
Quarter ending September 2017	6,102	→
Quarter ending December 2017	6,131	→
Variance since December 2016	3.6%	↑



ACTIVITY

Cumulative percentage of contracted UDA delivered 2017 & 2018



Month	Adjusted Scheduled Activity (UDA)	
	2017	2018
April	588	797
May	1,764	2,259
June	3,016	3,476
July	4,176	5,107
August	5,913	6,481
September	7,263	7,620
October	8,441	8,866
November	9,462	10,370
December	10,335	11,233
January	11,436	
February	12,900	
March	14,383	
April	14,736	
May	14,747	
June	14,756	

QUALITY

	Quantity	Base Number	Contract	AT	Region	England
% of FP17s for the same patient ID Re-attending within 3 months - Children	91	1,679	5.4%	10.2%	11.6%	12.0%
% of FP17s for the same patient ID Re-attending within 3 months - Adults	409	4,344	9.4%	15.3%	16.7%	15.9%
% of FP17s for the same patient ID Re-attending between 3 & 9 months - Children	811	1,679	48.3%	48.0%	47.3%	58.0%
% of FP17s for the same patient ID Re-attending between 3 & 9 months - Adults	1,979	4,344	45.6%	38.2%	38.3%	50.5%
% of FP17s for Band 1 Urgent Courses	305	5,869	5.2%	10.0%	10.5%	9.0%
% of FP17s Relating to Free Repair or Replacements	80	5,869	1.4%	0.6%	0.6%	0.8%
% of FP17s Relating to Continuations	20	5,869	0.3%	0.9%	0.8%	1.1%
% of Patients satisfied with the dentistry they have received	5	5	N/A	90.0%	89.0%	91.5%
% of Patients satisfied with the time they had to wait for an appointment	5	5	N/A	87.4%	84.2%	87.9%

* This is based on patients treated on this contract for their most recent course of treatment. Figures in italics indicate the base number of FP17s or Patient Questionnaire responses are less than 100. N/A is shown where the base number of responses is less than 10 during the period. % is calculated as Quantity/Base number*100

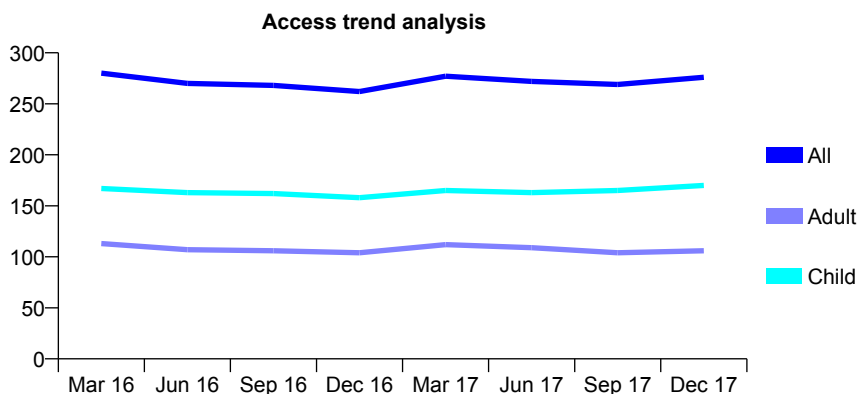
Q63 - Vital Signs At a Glance Contract Report for 810576/0001 - December 2017

Name or company name	MR RA PEREIRA
Contract type name	GDS Contract
Purpose of contract	General
Contract start date	01/04/2006
Contract end date	

17/18 Contracted general activity (UDA)	600
Carry forward general activity (UDA)	8
17/18 Contracted orthodontic activity (UOA)	0
Carry forward orthodontic activity (UOA)	0
Baseline contract value	£16,385.56

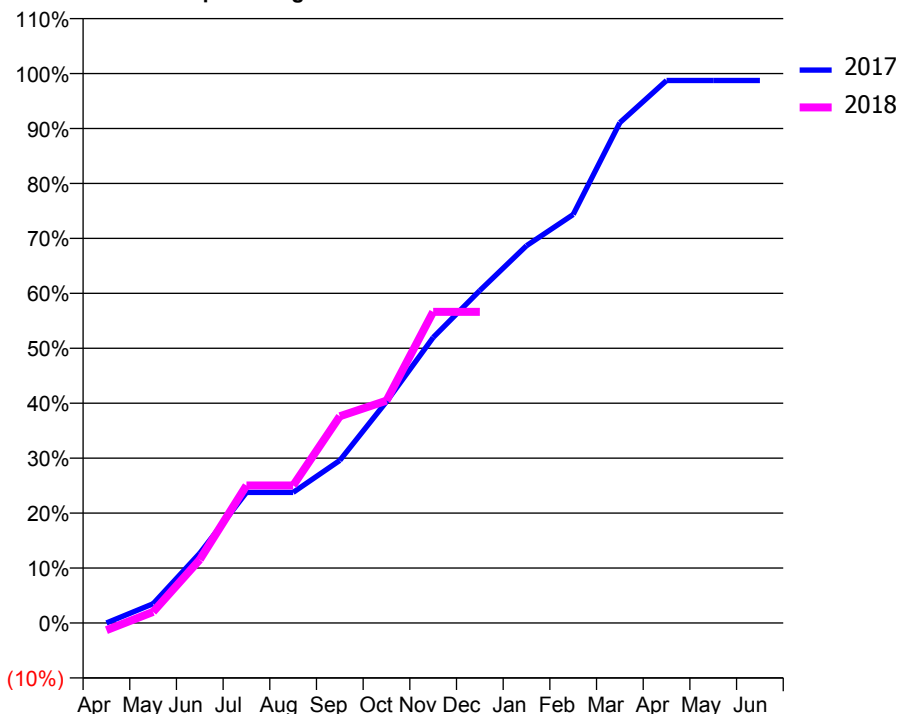
ACCESS*

Patients seen in 24 months	Total	Change since previous quarter
Quarter ending December 2016	262	
Quarter ending March 2017	277	↑
Quarter ending June 2017	272	↓
Quarter ending September 2017	269	↓
Quarter ending December 2017	276	↑
Variance since December 2016	5.3%	↑



ACTIVITY

Cumulative percentage of contracted UDA delivered 2017 & 2018



Month	Adjusted Scheduled Activity (UDA)	
	2017	2018
April	0	-8
May	21	12
June	76	69
July	143	150
August	143	150
September	178	226
October	242	243
November	312	340
December	363	340
January	412	
February	446	
March	546	
April	592	
May	592	
June	592	

QUALITY

	Quantity	Base Number	Contract	AT	Region	England
% of FP17s for the same patient ID Re-attending within 3 months - Children	1	127	0.8%	10.2%	11.6%	12.0%
% of FP17s for the same patient ID Re-attending within 3 months - Adults	2	53	3.8%	15.3%	16.7%	15.9%
% of FP17s for the same patient ID Re-attending between 3 & 9 months - Children	25	127	19.7%	48.0%	47.3%	58.0%
% of FP17s for the same patient ID Re-attending between 3 & 9 months - Adults	19	53	35.8%	38.2%	38.3%	50.5%
% of FP17s for Band 1 Urgent Courses	4	159	2.5%	10.0%	10.5%	9.0%
% of FP17s Relating to Free Repair or Replacements	0	159	0.0%	0.6%	0.6%	0.8%
% of FP17s Relating to Continuations	0	159	0.0%	0.9%	0.8%	1.1%
% of Patients satisfied with the dentistry they have received	1	1	N/A	90.0%	89.0%	91.5%
% of Patients satisfied with the time they had to wait for an appointment	1	1	N/A	87.4%	84.2%	87.9%

* This is based on patients treated on this contract for their most recent course of treatment. Figures in italics indicate the base number of FP17s or Patient Questionnaire responses are less than 100. N/A is shown where the base number of responses is less than 10 during the period. % is calculated as Quantity/Base number*100

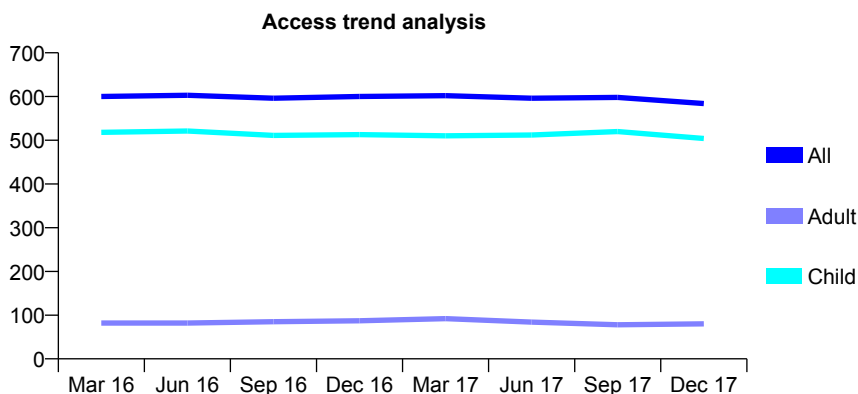
Q63 - Vital Signs At a Glance Contract Report for 813141/0001 - December 2017

Name or company name	Dental Surgery
Contract type name	GDS Contract
Purpose of contract	General
Contract start date	01/04/2006
Contract end date	

17/18 Contracted general activity (UDA)	1,261
Carry forward general activity (UDA)	-8
17/18 Contracted orthodontic activity (UOA)	0
Carry forward orthodontic activity (UOA)	0
Baseline contract value	£43,279.52

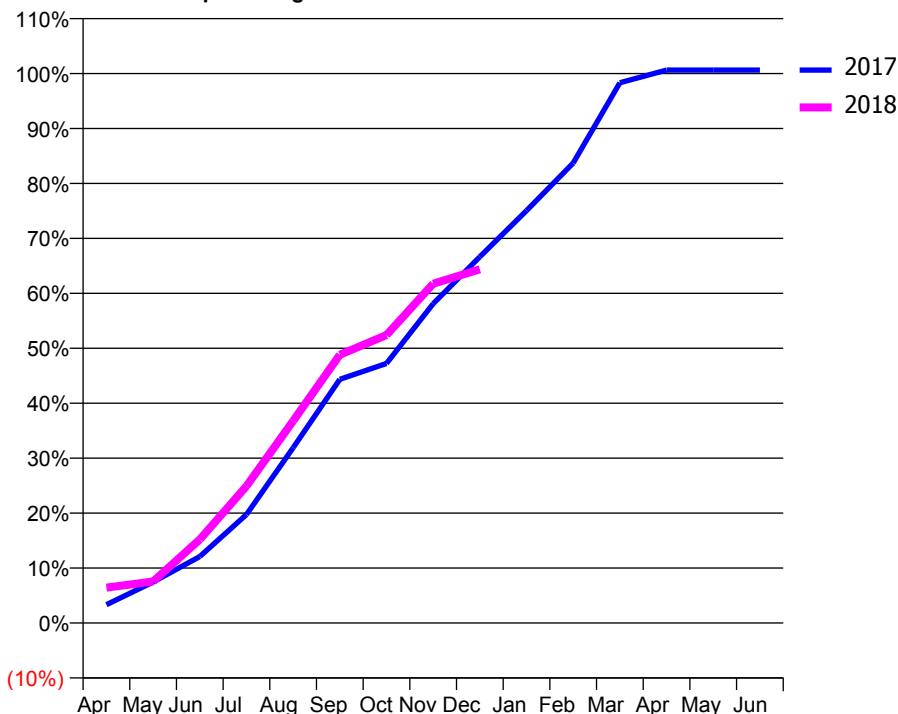
ACCESS*

Patients seen in 24 months	Total	Change since previous quarter
Quarter ending December 2016	600	
Quarter ending March 2017	602	→
Quarter ending June 2017	596	→
Quarter ending September 2017	598	→
Quarter ending December 2017	584	↓
Variance since December 2016	(2.7%)	↓



ACTIVITY

Cumulative percentage of contracted UDA delivered 2017 & 2018



Month	Adjusted Scheduled Activity (UDA)	
	2017	2018
April	42	81
May	94	95
June	152	192
July	249	314
August	402	464
September	559	615
October	596	661
November	733	779
December	840	812
January	946	
February	1,056	
March	1,240	
April	1,269	
May	1,269	
June	1,269	

QUALITY

	Quantity	Base Number	Contract	AT	Region	England
% of FP17s for the same patient ID Re-attending within 3 months - Children	27	492	5.5%	10.2%	11.6%	12.0%
% of FP17s for the same patient ID Re-attending within 3 months - Adults	0	25	0.0%	15.3%	16.7%	15.9%
% of FP17s for the same patient ID Re-attending between 3 & 9 months - Children	276	492	56.1%	48.0%	47.3%	58.0%
% of FP17s for the same patient ID Re-attending between 3 & 9 months - Adults	16	25	64.0%	38.2%	38.3%	50.5%
% of FP17s for Band 1 Urgent Courses	18	499	3.6%	10.0%	10.5%	9.0%
% of FP17s Relating to Free Repair or Replacements	1	499	0.2%	0.6%	0.6%	0.8%
% of FP17s Relating to Continuations	0	499	0.0%	0.9%	0.8%	1.1%
% of Patients satisfied with the dentistry they have received	0	0	N/A	90.0%	89.0%	91.5%
% of Patients satisfied with the time they had to wait for an appointment	0	0	N/A	87.4%	84.2%	87.9%

* This is based on patients treated on this contract for their most recent course of treatment. Figures in italics indicate the base number of FP17s or Patient Questionnaire responses are less than 100. N/A is shown where the base number of responses is less than 10 during the period. % is calculated as Quantity/Base number*100

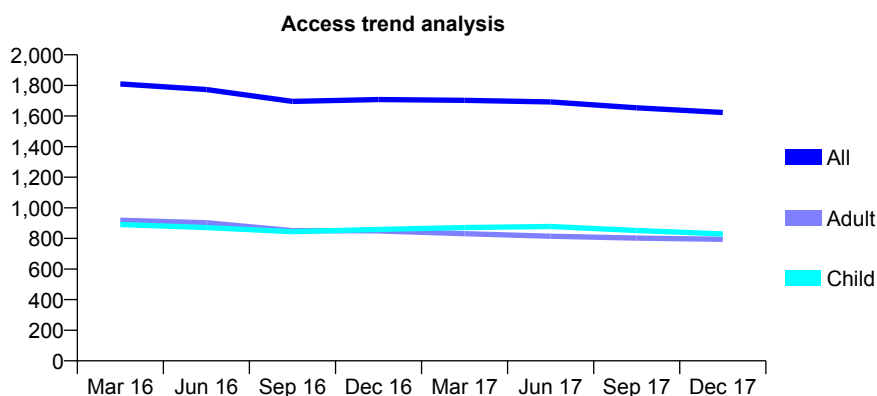
Q63 - Vital Signs At a Glance Contract Report for 813656/0001 - December 2017

Name or company name	MR KJ BROPHY
Contract type name	GDS Contract
Purpose of contract	General
Contract start date	01/04/2006
Contract end date	

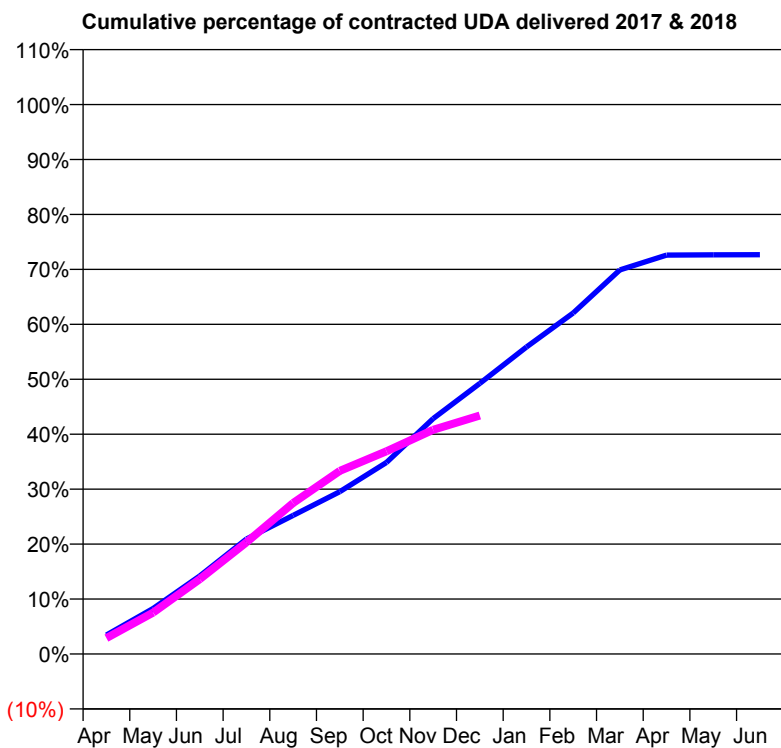
17/18 Contracted general activity (UDA)	7,642
Carry forward general activity (UDA)	0
17/18 Contracted orthodontic activity (UOA)	0
Carry forward orthodontic activity (UOA)	0
Baseline contract value	£248,970.59

ACCESS*

Patients seen in 24 months	Total	Change since previous quarter
Quarter ending December 2016	1,708	
Quarter ending March 2017	1,702	→
Quarter ending June 2017	1,692	→
Quarter ending September 2017	1,654	↓
Quarter ending December 2017	1,623	↓
Variance since December 2016	(5.0%)	↓



ACTIVITY



Month	Adjusted Scheduled Activity (UDA)	
	2017	2018
April	264	221
May	633	576
June	1,085	1,041
July	1,599	1,552
August	1,927	2,100
September	2,259	2,548
October	2,664	2,819
November	3,275	3,118
December	3,764	3,317
January	4,271	
February	4,742	
March	5,342	
April	5,548	
May	5,551	
June	5,554	

QUALITY

	Quantity	Base Number	Contract	AT	Region	England
% of FP17s for the same patient ID Re-attending within 3 months - Children	37	635	5.8%	10.2%	11.6%	12.0%
% of FP17s for the same patient ID Re-attending within 3 months - Adults	154	649	23.7%	15.3%	16.7%	15.9%
% of FP17s for the same patient ID Re-attending between 3 & 9 months - Children	327	635	51.5%	48.0%	47.3%	58.0%
% of FP17s for the same patient ID Re-attending between 3 & 9 months - Adults	263	649	40.5%	38.2%	38.3%	50.5%
% of FP17s for Band 1 Urgent Courses	114	1,197	9.5%	10.0%	10.5%	9.0%
% of FP17s Relating to Free Repair or Replacements	27	1,197	2.3%	0.6%	0.6%	0.8%
% of FP17s Relating to Continuations	0	1,197	0.0%	0.9%	0.8%	1.1%
% of Patients satisfied with the dentistry they have received	0	0	N/A	90.0%	89.0%	91.5%
% of Patients satisfied with the time they had to wait for an appointment	0	0	N/A	87.4%	84.2%	87.9%

* This is based on patients treated on this contract for their most recent course of treatment. Figures in italics indicate the base number of FP17s or Patient Questionnaire responses are less than 100. N/A is shown where the base number of responses is less than 10 during the period. % is calculated as Quantity/Base number*100

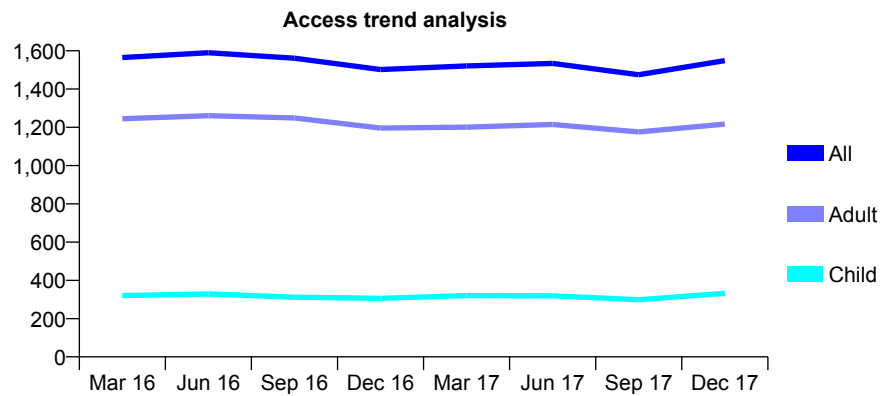
Q63 - Vital Signs At a Glance Contract Report for 819859/0001 - December 2017

Name or company name	MR CF MCCONNELL
Contract type name	GDS Contract
Purpose of contract	General
Contract start date	01/04/2006
Contract end date	

17/18 Contracted general activity (UDA)	5,369
Carry forward general activity (UDA)	-26
17/18 Contracted orthodontic activity (UOA)	0
Carry forward orthodontic activity (UOA)	0
Baseline contract value	£142,334.34

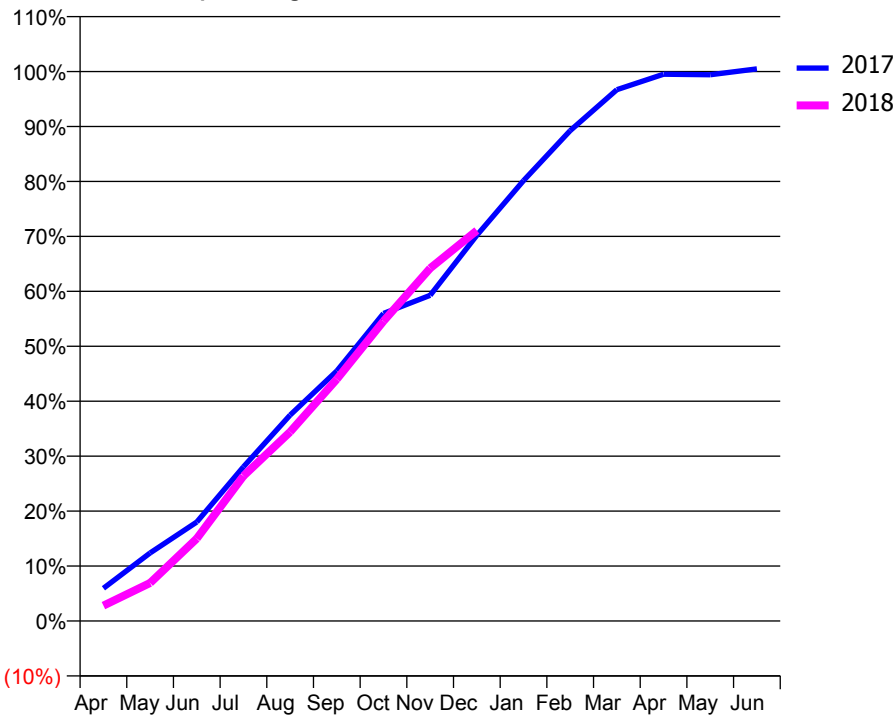
ACCESS*

Patients seen in 24 months	Total	Change since previous quarter
Quarter ending December 2016	1,502	
Quarter ending March 2017	1,521	→
Quarter ending June 2017	1,534	→
Quarter ending September 2017	1,475	↓
Quarter ending December 2017	1,549	↑
Variance since December 2016	3.1%	↑



ACTIVITY

Cumulative percentage of contracted UDA delivered 2017 & 2018



Month	Adjusted Scheduled Activity (UDA)	
	2017	2018
April	320	150
May	665	371
June	968	805
July	1,507	1,416
August	2,012	1,848
September	2,443	2,363
October	3,005	2,929
November	3,182	3,447
December	3,768	3,815
January	4,303	
February	4,792	
March	5,191	
April	5,342	
May	5,337	
June	5,395	

QUALITY

	Quantity	Base Number	Contract	AT	Region	England
% of FP17s for the same patient ID Re-attending within 3 months - Children	10	337	3.0%	10.2%	11.6%	12.0%
% of FP17s for the same patient ID Re-attending within 3 months - Adults	88	1,230	7.2%	15.3%	16.7%	15.9%
% of FP17s for the same patient ID Re-attending between 3 & 9 months - Children	44	337	13.1%	48.0%	47.3%	58.0%
% of FP17s for the same patient ID Re-attending between 3 & 9 months - Adults	191	1,230	15.5%	38.2%	38.3%	50.5%
% of FP17s for Band 1 Urgent Courses	102	1,465	7.0%	10.0%	10.5%	9.0%
% of FP17s Relating to Free Repair or Replacements	12	1,465	0.8%	0.6%	0.6%	0.8%
% of FP17s Relating to Continuations	28	1,465	1.9%	0.9%	0.8%	1.1%
% of Patients satisfied with the dentistry they have received	2	2	N/A	90.0%	89.0%	91.5%
% of Patients satisfied with the time they had to wait for an appointment	2	2	N/A	87.4%	84.2%	87.9%

* This is based on patients treated on this contract for their most recent course of treatment. Figures in italics indicate the base number of FP17s or Patient Questionnaire responses are less than 100. N/A is shown where the base number of responses is less than 10 during the period. % is calculated as Quantity/Base number*100

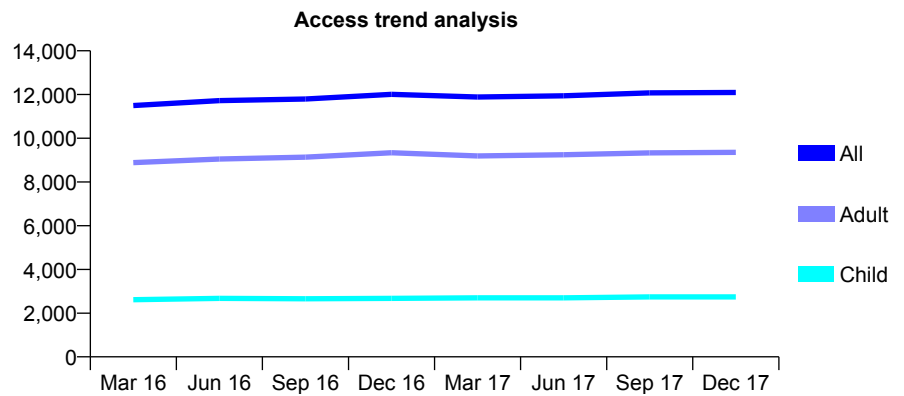
Q63 - Vital Signs At a Glance Contract Report for 825948/0006 - December 2017

Name or company name	MR JK KOTECHEA
Contract type name	GDS Contract
Purpose of contract	General
Contract start date	01/04/2006
Contract end date	

17/18 Contracted general activity (UDA)	36,391
Carry forward general activity (UDA)	-666
17/18 Contracted orthodontic activity (UOA)	0
Carry forward orthodontic activity (UOA)	0
Baseline contract value	£1,235,334.28

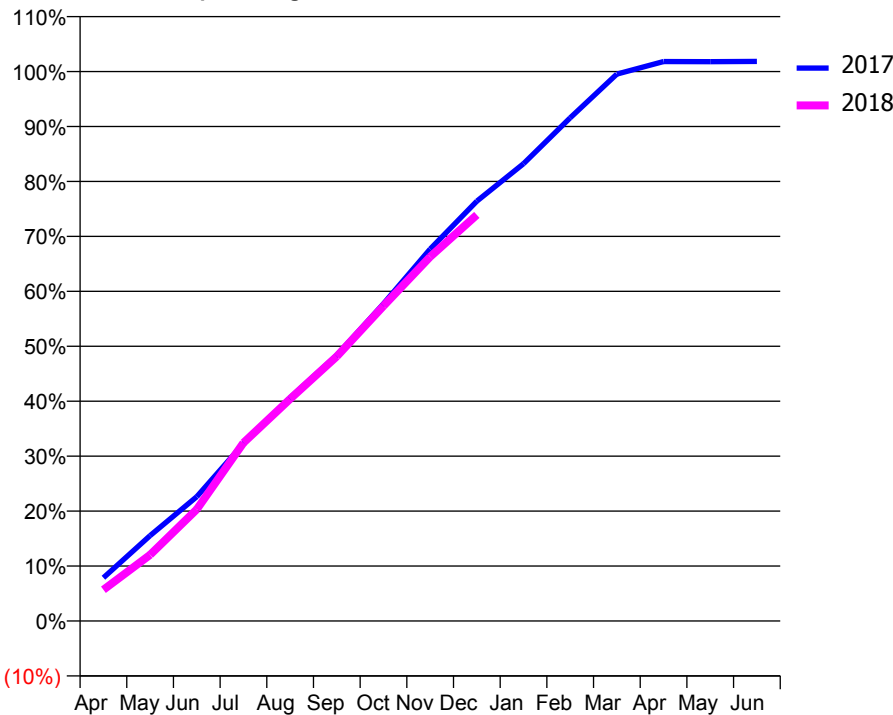
ACCESS*

Patients seen in 24 months	Total	Change since previous quarter
Quarter ending December 2016	12,006	
Quarter ending March 2017	11,889	→
Quarter ending June 2017	11,943	→
Quarter ending September 2017	12,077	→
Quarter ending December 2017	12,096	→
Variance since December 2016	0.7%	→



ACTIVITY

Cumulative percentage of contracted UDA delivered 2017 & 2018



Month	Adjusted Scheduled Activity (UDA)	
	2017	2018
April	2,867	2,071
May	5,659	4,385
June	8,234	7,397
July	11,749	11,805
August	14,784	14,705
September	17,604	17,524
October	21,011	20,866
November	24,630	24,121
December	27,802	26,893
January	30,288	
February	33,327	
March	36,224	
April	37,054	
May	37,044	
June	37,057	

QUALITY

	Quantity	Base Number	Contract	AT	Region	England
% of FP17s for the same patient ID Re-attending within 3 months - Children	101	2,532	4.0%	10.2%	11.6%	12.0%
% of FP17s for the same patient ID Re-attending within 3 months - Adults	485	6,598	7.4%	15.3%	16.7%	15.9%
% of FP17s for the same patient ID Re-attending between 3 & 9 months - Children	1,317	2,532	52.0%	48.0%	47.3%	58.0%
% of FP17s for the same patient ID Re-attending between 3 & 9 months - Adults	2,499	6,598	37.9%	38.2%	38.3%	50.5%
% of FP17s for Band 1 Urgent Courses	414	8,761	4.7%	10.0%	10.5%	9.0%
% of FP17s Relating to Free Repair or Replacements	17	8,761	0.2%	0.6%	0.6%	0.8%
% of FP17s Relating to Continuations	0	8,761	0.0%	0.9%	0.8%	1.1%
% of Patients satisfied with the dentistry they have received	0	1	N/A	90.0%	89.0%	91.5%
% of Patients satisfied with the time they had to wait for an appointment	0	1	N/A	87.4%	84.2%	87.9%

* This is based on patients treated on this contract for their most recent course of treatment. Figures in italics indicate the base number of FP17s or Patient Questionnaire responses are less than 100. N/A is shown where the base number of responses is less than 10 during the period. % is calculated as Quantity/Base number*100

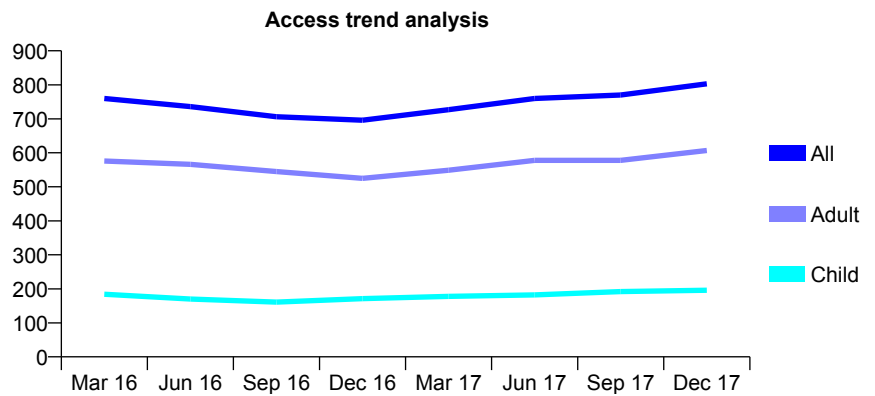
Q63 - Vital Signs At a Glance Contract Report for 825980/0001 - December 2017

Name or company name	MR KF D'SOUZA
Contract type name	GDS Contract
Purpose of contract	General
Contract start date	01/04/2006
Contract end date	

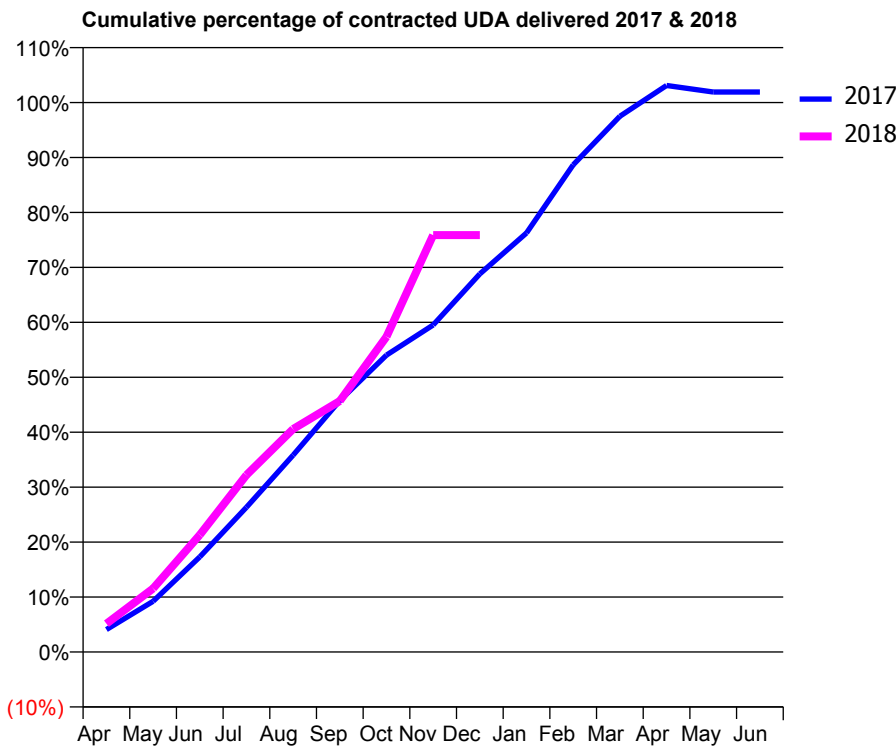
17/18 Contracted general activity (UDA)	2,000
Carry forward general activity (UDA)	-38
17/18 Contracted orthodontic activity (UOA)	0
Carry forward orthodontic activity (UOA)	0
Baseline contract value	£81,596.65

ACCESS*

Patients seen in 24 months	Total	Change since previous quarter
Quarter ending December 2016	696	
Quarter ending March 2017	727	↑
Quarter ending June 2017	760	↑
Quarter ending September 2017	770	→
Quarter ending December 2017	803	↑
Variance since December 2016	15.4%	↑



ACTIVITY



Month	Adjusted Scheduled Activity (UDA)	
	2017	2018
April	82	103
May	185	231
June	346	426
July	527	644
August	716	812
September	915	914
October	1,080	1,148
November	1,190	1,517
December	1,376	1,517
January	1,525	
February	1,773	
March	1,950	
April	2,062	
May	2,038	
June	2,038	

QUALITY

	Quantity	Base Number	Contract	AT	Region	England
% of FP17s for the same patient ID Re-attending within 3 months - Children	7	127	5.5%	10.2%	11.6%	12.0%
% of FP17s for the same patient ID Re-attending within 3 months - Adults	20	366	5.5%	15.3%	16.7%	15.9%
% of FP17s for the same patient ID Re-attending between 3 & 9 months - Children	30	127	23.6%	48.0%	47.3%	58.0%
% of FP17s for the same patient ID Re-attending between 3 & 9 months - Adults	68	366	18.6%	38.2%	38.3%	50.5%
% of FP17s for Band 1 Urgent Courses	6	464	1.3%	10.0%	10.5%	9.0%
% of FP17s Relating to Free Repair or Replacements	0	464	0.0%	0.6%	0.6%	0.8%
% of FP17s Relating to Continuations	1	464	0.2%	0.9%	0.8%	1.1%
% of Patients satisfied with the dentistry they have received	2	2	N/A	90.0%	89.0%	91.5%
% of Patients satisfied with the time they had to wait for an appointment	2	2	N/A	87.4%	84.2%	87.9%

* This is based on patients treated on this contract for their most recent course of treatment. Figures in italics indicate the base number of FP17s or Patient Questionnaire responses are less than 100. N/A is shown where the base number of responses is less than 10 during the period. % is calculated as Quantity/Base number*100

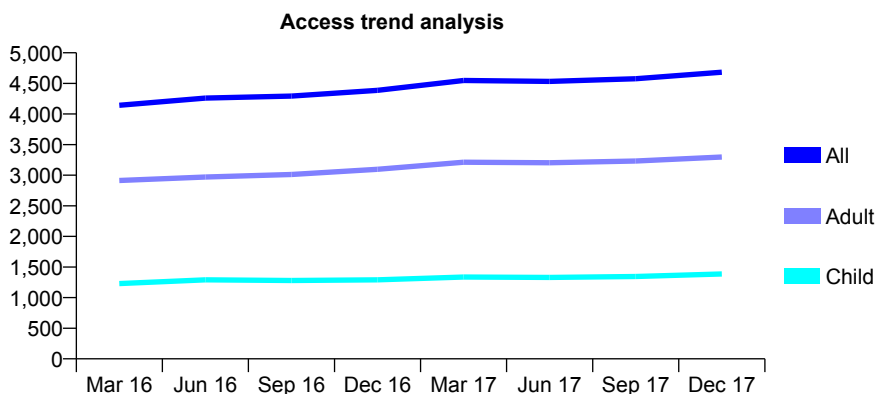
Q63 - Vital Signs At a Glance Contract Report for 829153/0001 - December 2017

Name or company name	MR GN BROWN
Contract type name	Pilot Contract
Purpose of contract	General
Contract start date	01/04/2006
Contract end date	

17/18 Contracted general activity (UDA)	14,148
Carry forward general activity (UDA)	0
17/18 Contracted orthodontic activity (UOA)	0
Carry forward orthodontic activity (UOA)	0
Baseline contract value	£444,765.87

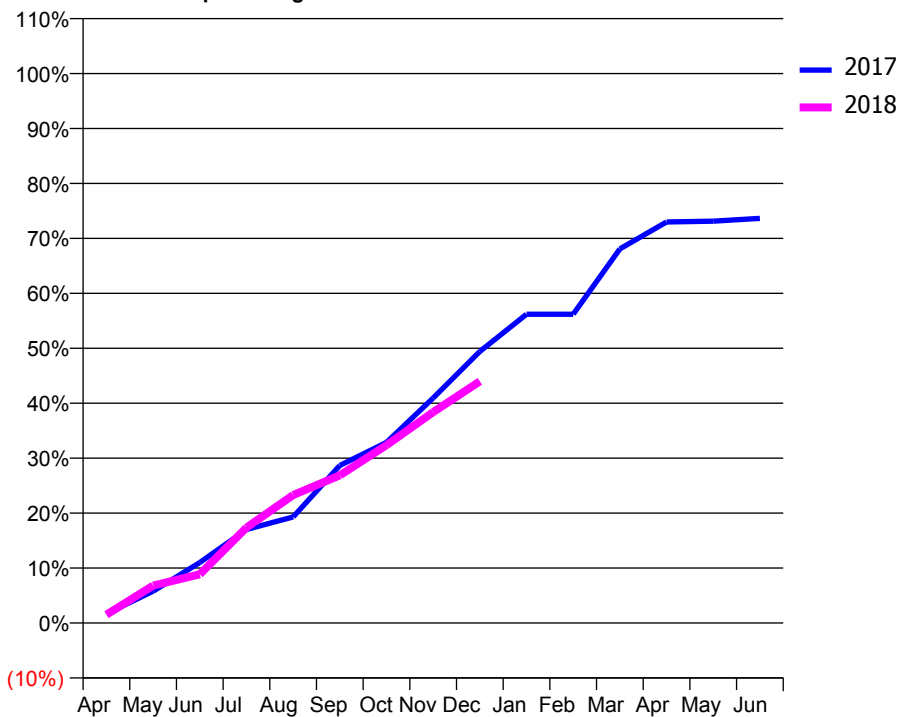
ACCESS*

Patients seen in 24 months	Total	Change since previous quarter
Quarter ending December 2016	4,387	
Quarter ending March 2017	4,549	↑
Quarter ending June 2017	4,533	→
Quarter ending September 2017	4,576	→
Quarter ending December 2017	4,684	↑
Variance since December 2016	6.8%	↑



ACTIVITY

Cumulative percentage of contracted UDA delivered 2017 & 2018



Month	Adjusted Scheduled Activity (UDA)	
	2017	2018
April	240	215
May	820	965
June	1,556	1,255
July	2,409	2,458
August	2,733	3,294
September	4,057	3,802
October	4,651	4,577
November	5,792	5,431
December	6,991	6,223
January	7,948	
February	7,948	
March	9,633	
April	10,325	
May	10,345	
June	10,418	

QUALITY

	Quantity	Base Number	Contract	AT	Region	England
% of FP17s for the same patient ID Re-attending within 3 months - Children	38	930	4.1%	10.2%	11.6%	12.0%
% of FP17s for the same patient ID Re-attending within 3 months - Adults	144	2,053	7.0%	15.3%	16.7%	15.9%
% of FP17s for the same patient ID Re-attending between 3 & 9 months - Children	298	930	32.0%	48.0%	47.3%	58.0%
% of FP17s for the same patient ID Re-attending between 3 & 9 months - Adults	537	2,053	26.2%	38.2%	38.3%	50.5%
% of FP17s for Band 1 Urgent Courses	77	2,364	3.3%	10.0%	10.5%	9.0%
% of FP17s Relating to Free Repair or Replacements	6	2,364	0.3%	0.6%	0.6%	0.8%
% of FP17s Relating to Continuations	24	2,364	1.0%	0.9%	0.8%	1.1%
% of Patients satisfied with the dentistry they have received	1	1	N/A	90.0%	89.0%	91.5%
% of Patients satisfied with the time they had to wait for an appointment	1	1	N/A	87.4%	84.2%	87.9%

* This is based on patients treated on this contract for their most recent course of treatment. Figures in italics indicate the base number of FP17s or Patient Questionnaire responses are less than 100. N/A is shown where the base number of responses is less than 10 during the period. % is calculated as Quantity/Base number*100

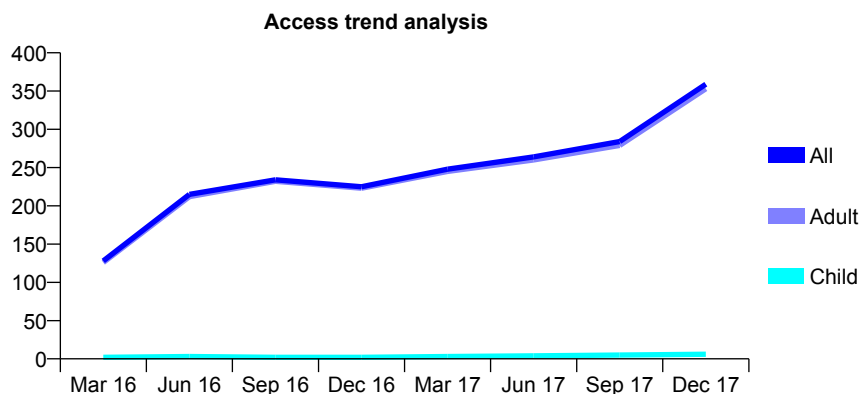
Q63 - Vital Signs At a Glance Contract Report for 829153/0003 - December 2017

Name or company name	MR GN BROWN
Contract type name	PDS Contract
Purpose of contract	General
Contract start date	01/01/2008
Contract end date	31/03/2018

17/18 Contracted general activity (UDA)	1,500
Carry forward general activity (UDA)	0
17/18 Contracted orthodontic activity (UOA)	0
Carry forward orthodontic activity (UOA)	0
Baseline contract value	£69,877.69

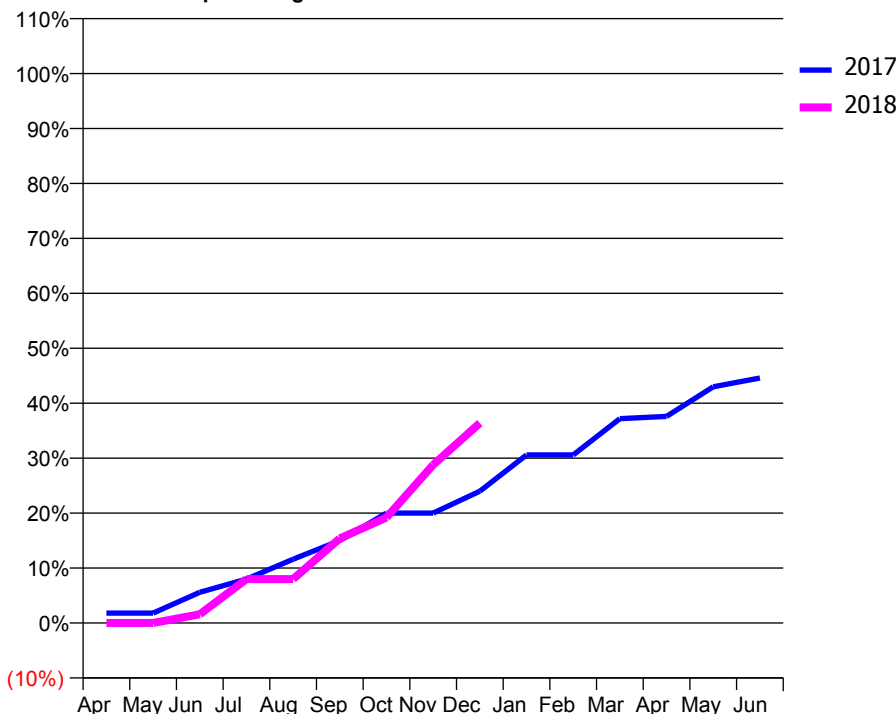
ACCESS*

Patients seen in 24 months	Total	Change since previous quarter
Quarter ending December 2016	225	
Quarter ending March 2017	248	↑
Quarter ending June 2017	264	↑
Quarter ending September 2017	284	↑
Quarter ending December 2017	359	↑
Variance since December 2016	59.6%	↑



ACTIVITY

Cumulative percentage of contracted UDA delivered 2017 & 2018



Month	Adjusted Scheduled Activity (UDA)	
	2017	2018
April	27	0
May	27	0
June	84	24
July	120	120
August	174	120
September	225	231
October	300	288
November	300	432
December	360	546
January	459	
February	459	
March	558	
April	564	
May	645	
June	669	

QUALITY

	Quantity	Base Number	Contract	AT	Region	England
% of FP17s for the same patient ID Re-attending within 3 months - Children	0	3	0.0%	10.2%	11.6%	12.0%
% of FP17s for the same patient ID Re-attending within 3 months - Adults	2	220	0.9%	15.3%	16.7%	15.9%
% of FP17s for the same patient ID Re-attending between 3 & 9 months - Children	0	3	0.0%	48.0%	47.3%	58.0%
% of FP17s for the same patient ID Re-attending between 3 & 9 months - Adults	1	220	0.5%	38.2%	38.3%	50.5%
% of FP17s for Band 1 Urgent Courses	0	186	0.0%	10.0%	10.5%	9.0%
% of FP17s Relating to Free Repair or Replacements	0	186	0.0%	0.6%	0.6%	0.8%
% of FP17s Relating to Continuations	0	186	0.0%	0.9%	0.8%	1.1%
% of Patients satisfied with the dentistry they have received	1	1	N/A	90.0%	89.0%	91.5%
% of Patients satisfied with the time they had to wait for an appointment	1	1	N/A	87.4%	84.2%	87.9%

* This is based on patients treated on this contract for their most recent course of treatment. Figures in italics indicate the base number of FP17s or Patient Questionnaire responses are less than 100. N/A is shown where the base number of responses is less than 10 during the period. % is calculated as Quantity/Base number*100

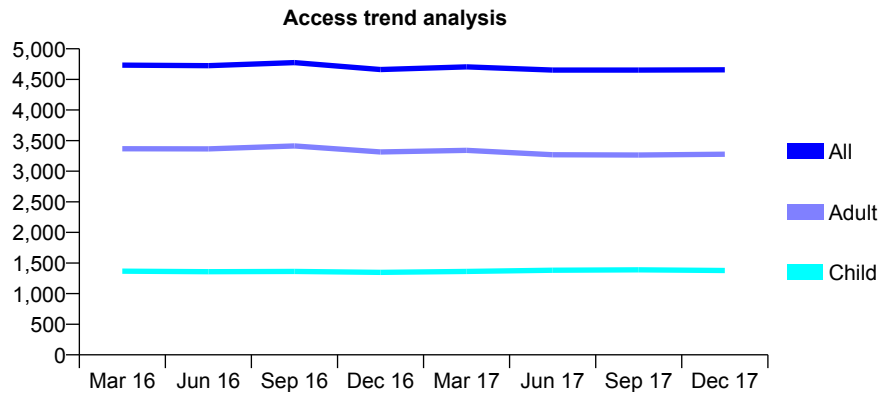
Q63 - Vital Signs At a Glance Contract Report for 829285/0002 - December 2017

Name or company name	MRS CO ADELOYE
Contract type name	GDS Contract
Purpose of contract	General
Contract start date	01/04/2006
Contract end date	

17/18 Contracted general activity (UDA)	15,503
Carry forward general activity (UDA)	0
17/18 Contracted orthodontic activity (UOA)	0
Carry forward orthodontic activity (UOA)	0
Baseline contract value	£377,975.64

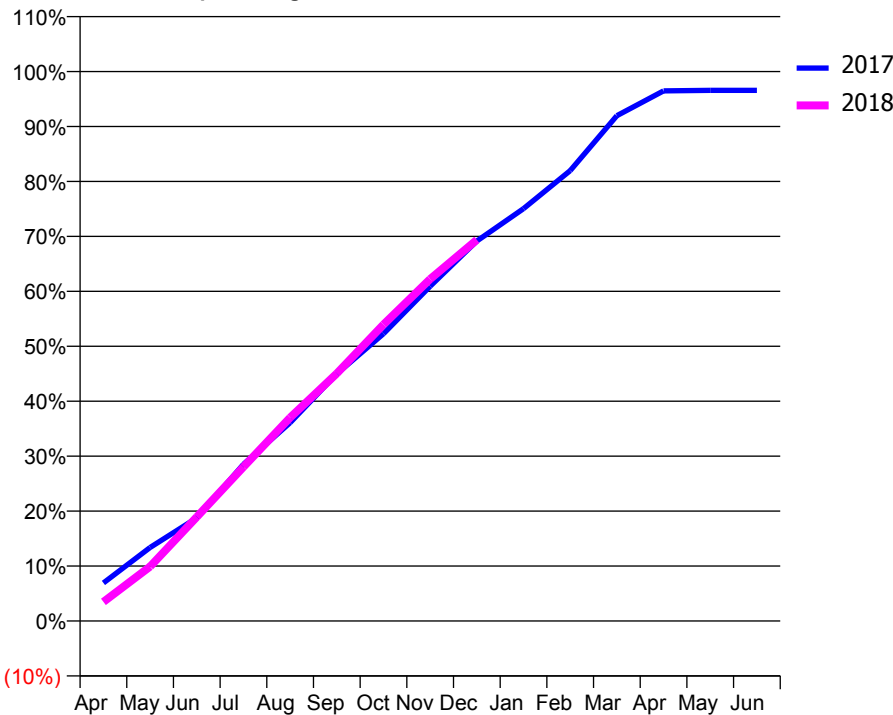
ACCESS*

Patients seen in 24 months	Total	Change since previous quarter
Quarter ending December 2016	4,662	
Quarter ending March 2017	4,704	→
Quarter ending June 2017	4,653	↓
Quarter ending September 2017	4,653	→
Quarter ending December 2017	4,656	→
Variance since December 2016	(0.1%)	→



ACTIVITY

Cumulative percentage of contracted UDA delivered 2017 & 2018



Month	Adjusted Scheduled Activity (UDA)	
	2017	2018
April	1,074	540
May	2,074	1,537
June	2,909	2,938
July	4,424	4,345
August	5,595	5,740
September	6,973	6,985
October	8,104	8,365
November	9,445	9,647
December	10,719	10,755
January	11,634	
February	12,708	
March	14,258	
April	14,955	
May	14,970	
June	14,970	

QUALITY

	Quantity	Base Number	Contract	AT	Region	England
% of FP17s for the same patient ID Re-attending within 3 months - Children	122	1,227	9.9%	10.2%	11.6%	12.0%
% of FP17s for the same patient ID Re-attending within 3 months - Adults	471	2,724	17.3%	15.3%	16.7%	15.9%
% of FP17s for the same patient ID Re-attending between 3 & 9 months - Children	478	1,227	39.0%	48.0%	47.3%	58.0%
% of FP17s for the same patient ID Re-attending between 3 & 9 months - Adults	973	2,724	35.7%	38.2%	38.3%	50.5%
% of FP17s for Band 1 Urgent Courses	283	3,727	7.6%	10.0%	10.5%	9.0%
% of FP17s Relating to Free Repair or Replacements	40	3,727	1.1%	0.6%	0.6%	0.8%
% of FP17s Relating to Continuations	29	3,727	0.8%	0.9%	0.8%	1.1%
% of Patients satisfied with the dentistry they have received	5	5	N/A	90.0%	89.0%	91.5%
% of Patients satisfied with the time they had to wait for an appointment	5	5	N/A	87.4%	84.2%	87.9%

* This is based on patients treated on this contract for their most recent course of treatment. Figures in italics indicate the base number of FP17s or Patient Questionnaire responses are less than 100. N/A is shown where the base number of responses is less than 10 during the period. % is calculated as Quantity/Base number*100

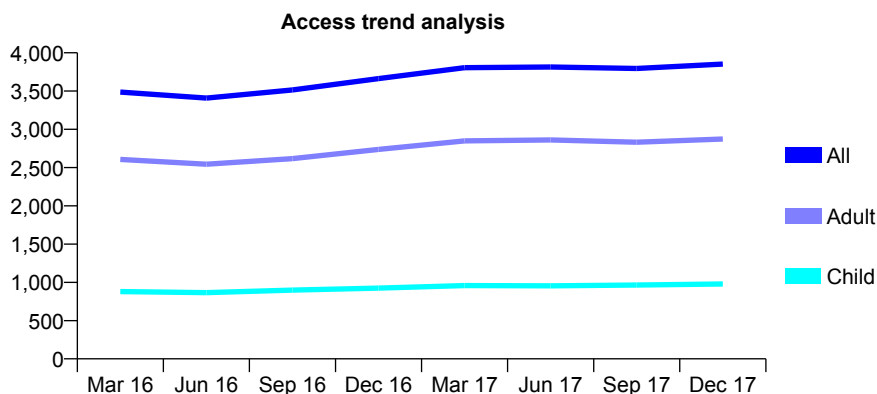
Q63 - Vital Signs At a Glance Contract Report for 829285/0006 - December 2017

Name or company name	MRS CO ADELOYE
Contract type name	GDS Contract
Purpose of contract	General
Contract start date	15/10/2009
Contract end date	

17/18 Contracted general activity (UDA)	10,500
Carry forward general activity (UDA)	-89
17/18 Contracted orthodontic activity (UOA)	0
Carry forward orthodontic activity (UOA)	0
Baseline contract value	£299,962.31

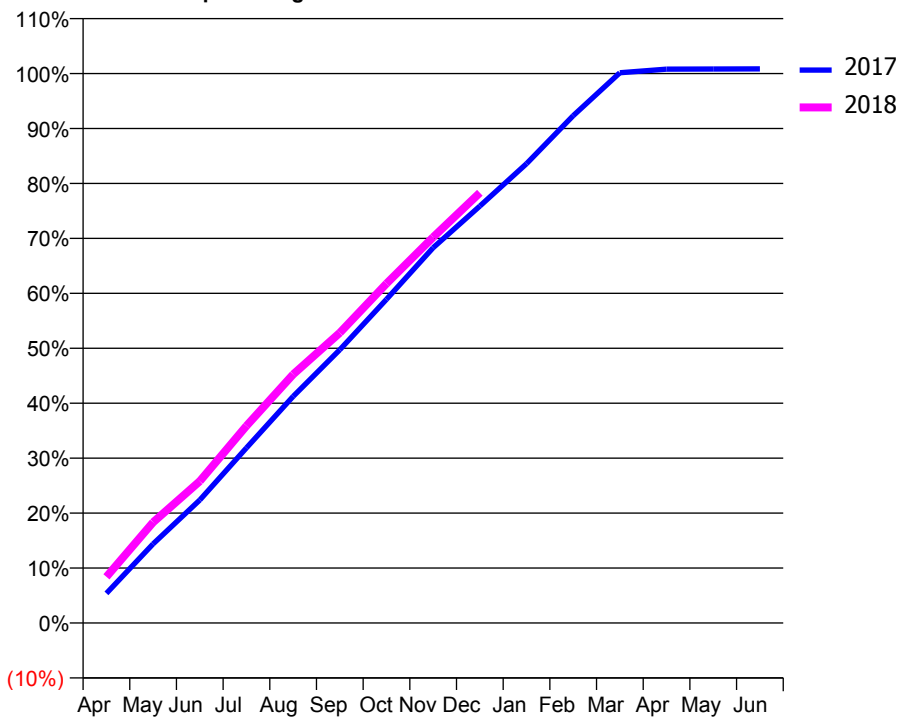
ACCESS*

Patients seen in 24 months	Total	Change since previous quarter
Quarter ending December 2016	3,662	
Quarter ending March 2017	3,806	↑
Quarter ending June 2017	3,815	→
Quarter ending September 2017	3,796	→
Quarter ending December 2017	3,853	→
Variance since December 2016	5.2%	↑



ACTIVITY

Cumulative percentage of contracted UDA delivered 2017 & 2018



Month	Adjusted Scheduled Activity (UDA)	
	2017	2018
April	567	882
May	1,513	1,924
June	2,351	2,709
July	3,347	3,767
August	4,330	4,751
September	5,223	5,545
October	6,186	6,486
November	7,171	7,373
December	7,966	8,222
January	8,777	
February	9,693	
March	10,515	
April	10,584	
May	10,587	
June	10,589	

QUALITY

	Quantity	Base Number	Contract	AT	Region	England
% of FP17s for the same patient ID Re-attending within 3 months - Children	47	757	6.2%	10.2%	11.6%	12.0%
% of FP17s for the same patient ID Re-attending within 3 months - Adults	286	2,166	13.2%	15.3%	16.7%	15.9%
% of FP17s for the same patient ID Re-attending between 3 & 9 months - Children	233	757	30.8%	48.0%	47.3%	58.0%
% of FP17s for the same patient ID Re-attending between 3 & 9 months - Adults	607	2,166	28.0%	38.2%	38.3%	50.5%
% of FP17s for Band 1 Urgent Courses	293	2,858	10.3%	10.0%	10.5%	9.0%
% of FP17s Relating to Free Repair or Replacements	8	2,858	0.3%	0.6%	0.6%	0.8%
% of FP17s Relating to Continuations	13	2,858	0.5%	0.9%	0.8%	1.1%
% of Patients satisfied with the dentistry they have received	1	1	N/A	90.0%	89.0%	91.5%
% of Patients satisfied with the time they had to wait for an appointment	1	1	N/A	87.4%	84.2%	87.9%

* This is based on patients treated on this contract for their most recent course of treatment. Figures in italics indicate the base number of FP17s or Patient Questionnaire responses are less than 100. N/A is shown where the base number of responses is less than 10 during the period. % is calculated as Quantity/Base number*100

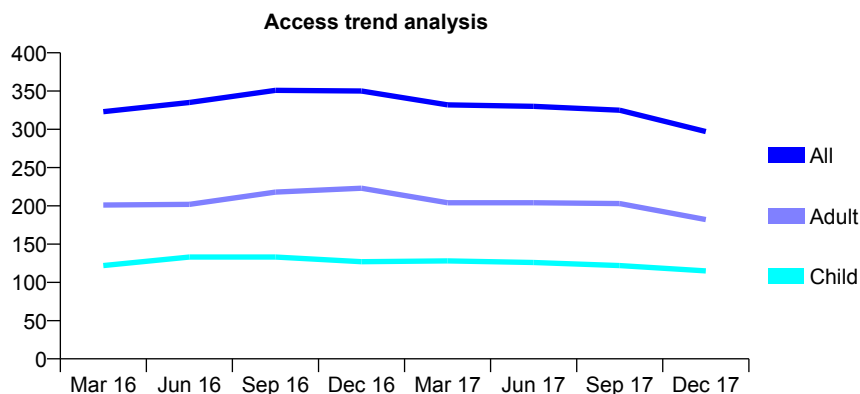
Q63 - Vital Signs At a Glance Contract Report for 835099/0001 - December 2017

Name or company name	MISS F PESSIAN HAGHIGHI
Contract type name	GDS Contract
Purpose of contract	General
Contract start date	12/11/2007
Contract end date	

17/18 Contracted general activity (UDA)	700
Carry forward general activity (UDA)	-13
17/18 Contracted orthodontic activity (UOA)	0
Carry forward orthodontic activity (UOA)	0
Baseline contract value	£18,223.25

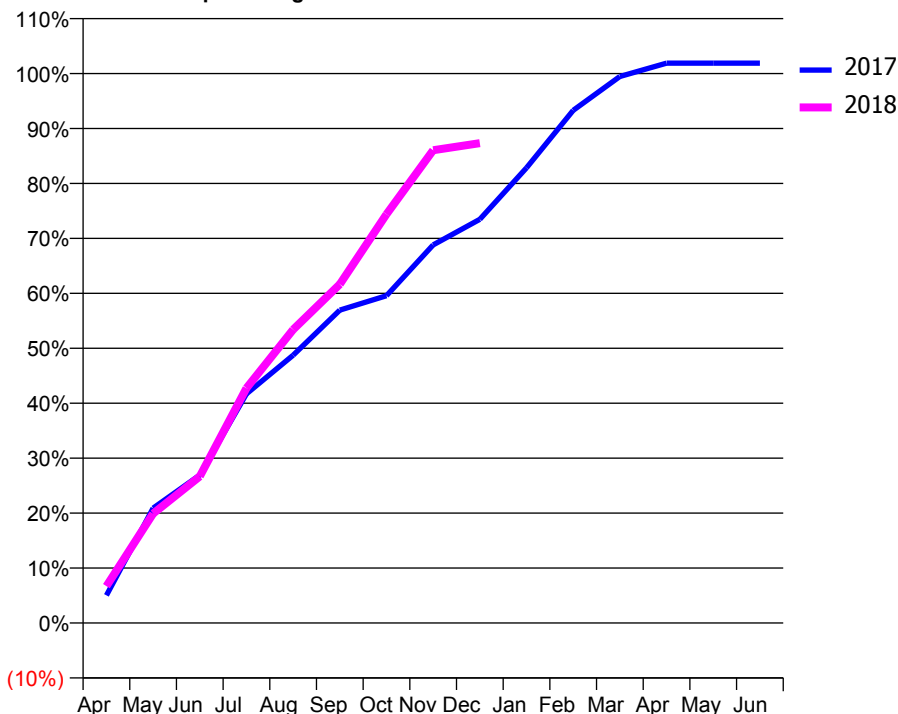
ACCESS*

Patients seen in 24 months	Total	Change since previous quarter
Quarter ending December 2016	350	
Quarter ending March 2017	332	↓
Quarter ending June 2017	330	→
Quarter ending September 2017	325	↓
Quarter ending December 2017	297	↓
Variance since December 2016	(15.1%)	↓



ACTIVITY

Cumulative percentage of contracted UDA delivered 2017 & 2018



Month	Adjusted Scheduled Activity (UDA)	
	2017	2018
April	35	47
May	146	139
June	188	187
July	292	299
August	341	374
September	399	432
October	417	521
November	482	602
December	514	611
January	580	
February	653	
March	696	
April	713	
May	713	
June	713	

QUALITY

	Quantity	Base Number	Contract	AT	Region	England
% of FP17s for the same patient ID Re-attending within 3 months - Children	7	120	5.8%	10.2%	11.6%	12.0%
% of FP17s for the same patient ID Re-attending within 3 months - Adults	10	135	7.4%	15.3%	16.7%	15.9%
% of FP17s for the same patient ID Re-attending between 3 & 9 months - Children	52	120	43.3%	48.0%	47.3%	58.0%
% of FP17s for the same patient ID Re-attending between 3 & 9 months - Adults	59	135	43.7%	38.2%	38.3%	50.5%
% of FP17s for Band 1 Urgent Courses	16	251	6.4%	10.0%	10.5%	9.0%
% of FP17s Relating to Free Repair or Replacements	2	251	0.8%	0.6%	0.6%	0.8%
% of FP17s Relating to Continuations	0	251	0.0%	0.9%	0.8%	1.1%
% of Patients satisfied with the dentistry they have received	0	0	N/A	90.0%	89.0%	91.5%
% of Patients satisfied with the time they had to wait for an appointment	0	0	N/A	87.4%	84.2%	87.9%

* This is based on patients treated on this contract for their most recent course of treatment. Figures in italics indicate the base number of FP17s or Patient Questionnaire responses are less than 100. N/A is shown where the base number of responses is less than 10 during the period. % is calculated as Quantity/Base number*100

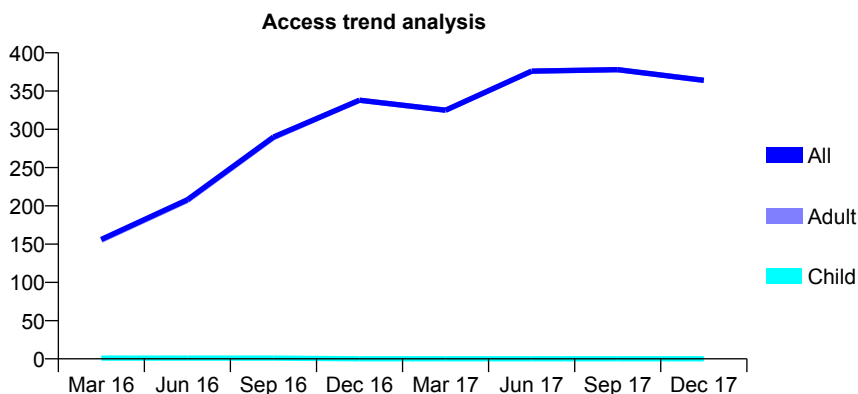
Q63 - Vital Signs At a Glance Contract Report for 835099/0002 - December 2017

Name or company name	MISS F PESSIAN HAGHIGHI
Contract type name	PDS Contract
Purpose of contract	General
Contract start date	01/06/2013
Contract end date	31/03/2018

17/18 Contracted general activity (UDA)	999
Carry forward general activity (UDA)	2
17/18 Contracted orthodontic activity (UOA)	0
Carry forward orthodontic activity (UOA)	0
Baseline contract value	£53,131.83

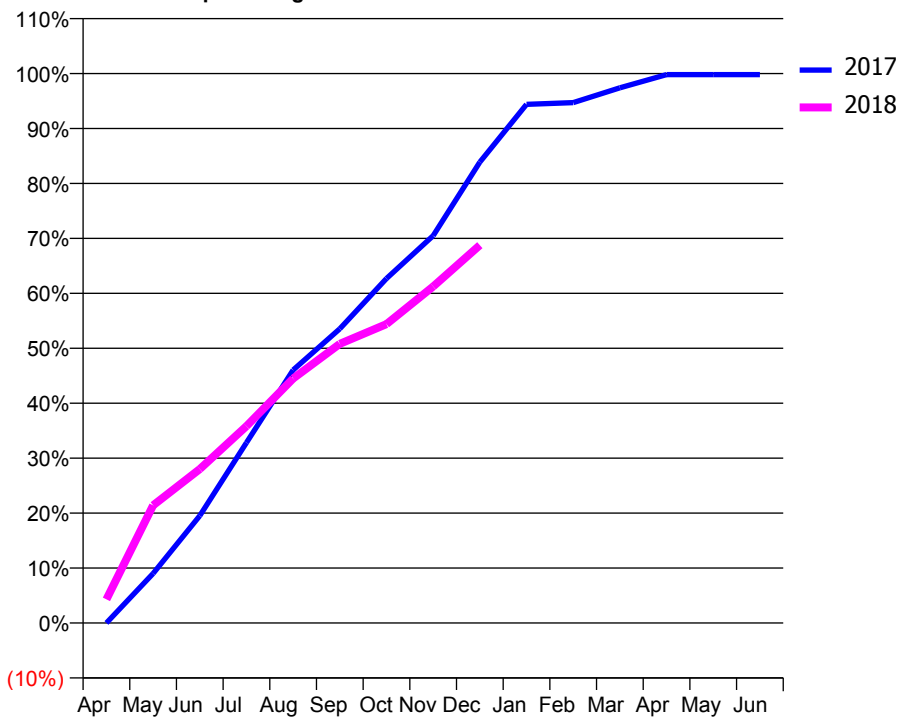
ACCESS*

Patients seen in 24 months	Total	Change since previous quarter
Quarter ending December 2016	338	
Quarter ending March 2017	325	↓
Quarter ending June 2017	376	↑
Quarter ending September 2017	378	→
Quarter ending December 2017	364	↓
Variance since December 2016	7.7%	↑



ACTIVITY

Cumulative percentage of contracted UDA delivered 2017 & 2018



Month	Adjusted Scheduled Activity (UDA)	
	2017	2018
April	0	43
May	90	214
June	195	280
July	328	358
August	460	444
September	535	507
October	626	543
November	704	612
December	838	687
January	943	
February	946	
March	973	
April	997	
May	997	
June	997	

QUALITY

	Quantity	Base Number	Contract	AT	Region	England
% of FP17s for the same patient ID Re-attending within 3 months - Children	0	0	N/A	10.2%	11.6%	12.0%
% of FP17s for the same patient ID Re-attending within 3 months - Adults	1	240	0.4%	15.3%	16.7%	15.9%
% of FP17s for the same patient ID Re-attending between 3 & 9 months - Children	0	0	N/A	48.0%	47.3%	58.0%
% of FP17s for the same patient ID Re-attending between 3 & 9 months - Adults	2	240	0.8%	38.2%	38.3%	50.5%
% of FP17s for Band 1 Urgent Courses	4	232	1.7%	10.0%	10.5%	9.0%
% of FP17s Relating to Free Repair or Replacements	0	232	0.0%	0.6%	0.6%	0.8%
% of FP17s Relating to Continuations	0	232	0.0%	0.9%	0.8%	1.1%
% of Patients satisfied with the dentistry they have received	0	0	N/A	90.0%	89.0%	91.5%
% of Patients satisfied with the time they had to wait for an appointment	0	0	N/A	87.4%	84.2%	87.9%

* This is based on patients treated on this contract for their most recent course of treatment. Figures in italics indicate the base number of FP17s or Patient Questionnaire responses are less than 100. N/A is shown where the base number of responses is less than 10 during the period. % is calculated as Quantity/Base number*100

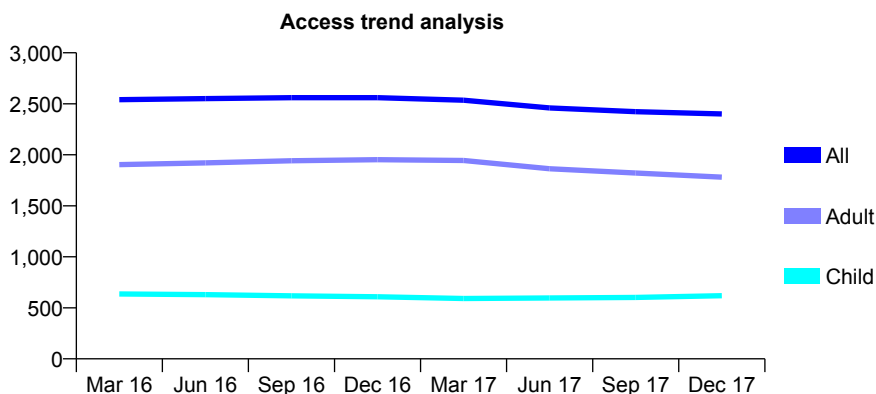
Q63 - Vital Signs At a Glance Contract Report for 839876/0001 - December 2017

Name or company name	MISS RN NATH
Contract type name	GDS Contract
Purpose of contract	General
Contract start date	01/04/2006
Contract end date	

17/18 Contracted general activity (UDA)	5,861
Carry forward general activity (UDA)	-41
17/18 Contracted orthodontic activity (UOA)	0
Carry forward orthodontic activity (UOA)	0
Baseline contract value	£145,759.60

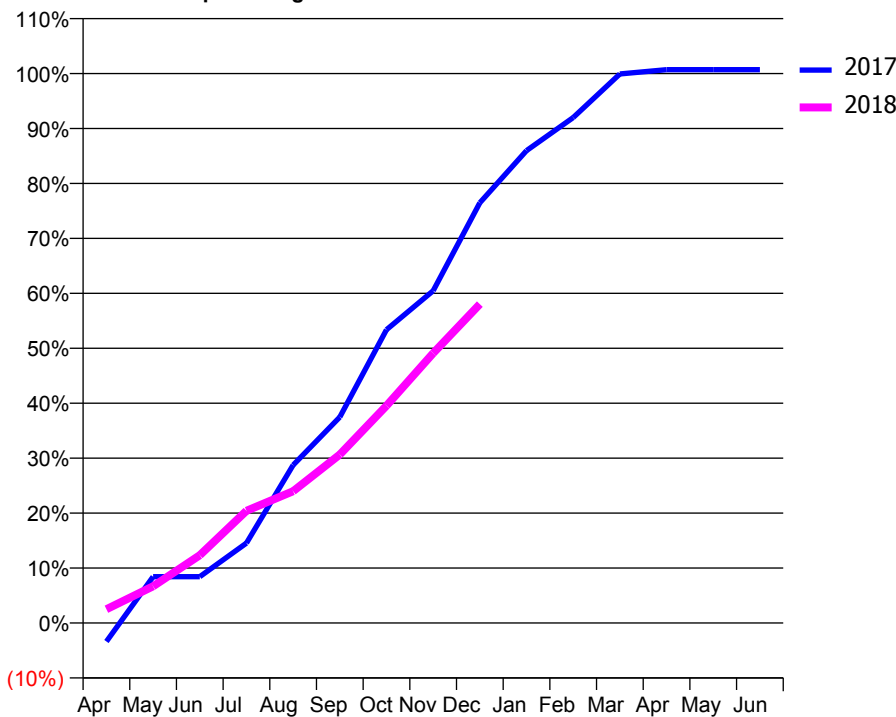
ACCESS*

Patients seen in 24 months	Total	Change since previous quarter
Quarter ending December 2016	2,560	
Quarter ending March 2017	2,535	→
Quarter ending June 2017	2,460	↓
Quarter ending September 2017	2,423	↓
Quarter ending December 2017	2,400	→
Variance since December 2016	(6.3%)	↓



ACTIVITY

Cumulative percentage of contracted UDA delivered 2017 & 2018



Month	Adjusted Scheduled Activity (UDA)	
	2017	2018
April	-198	147
May	494	392
June	494	724
July	852	1,197
August	1,684	1,406
September	2,197	1,798
October	3,128	2,318
November	3,544	2,878
December	4,482	3,401
January	5,039	
February	5,391	
March	5,856	
April	5,902	
May	5,902	
June	5,902	

QUALITY

	Quantity	Base Number	Contract	AT	Region	England
% of FP17s for the same patient ID Re-attending within 3 months - Children	77	681	11.3%	10.2%	11.6%	12.0%
% of FP17s for the same patient ID Re-attending within 3 months - Adults	162	1,141	14.2%	15.3%	16.7%	15.9%
% of FP17s for the same patient ID Re-attending between 3 & 9 months - Children	347	681	51.0%	48.0%	47.3%	58.0%
% of FP17s for the same patient ID Re-attending between 3 & 9 months - Adults	458	1,141	40.1%	38.2%	38.3%	50.5%
% of FP17s for Band 1 Urgent Courses	130	1,414	9.2%	10.0%	10.5%	9.0%
% of FP17s Relating to Free Repair or Replacements	2	1,414	0.1%	0.6%	0.6%	0.8%
% of FP17s Relating to Continuations	2	1,414	0.1%	0.9%	0.8%	1.1%
% of Patients satisfied with the dentistry they have received	0	0	N/A	90.0%	89.0%	91.5%
% of Patients satisfied with the time they had to wait for an appointment	0	0	N/A	87.4%	84.2%	87.9%

* This is based on patients treated on this contract for their most recent course of treatment. Figures in italics indicate the base number of FP17s or Patient Questionnaire responses are less than 100. N/A is shown where the base number of responses is less than 10 during the period. % is calculated as Quantity/Base number*100

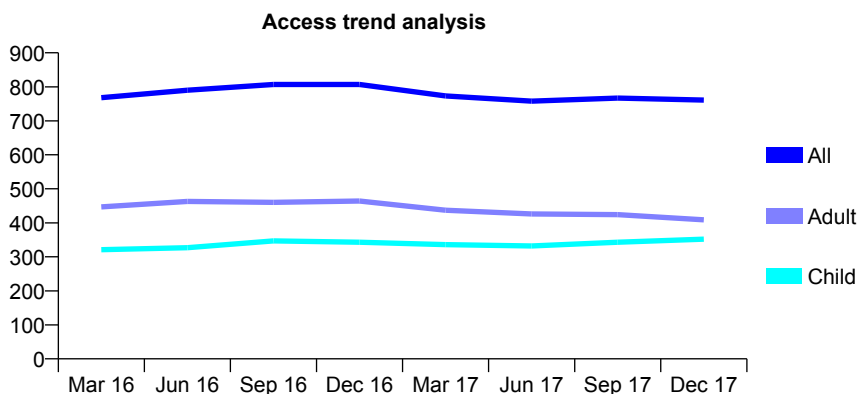
Q63 - Vital Signs At a Glance Contract Report for 842761/0001 - December 2017

Name or company name	MRS H SEBI
Contract type name	GDS Contract
Purpose of contract	General
Contract start date	01/04/2006
Contract end date	

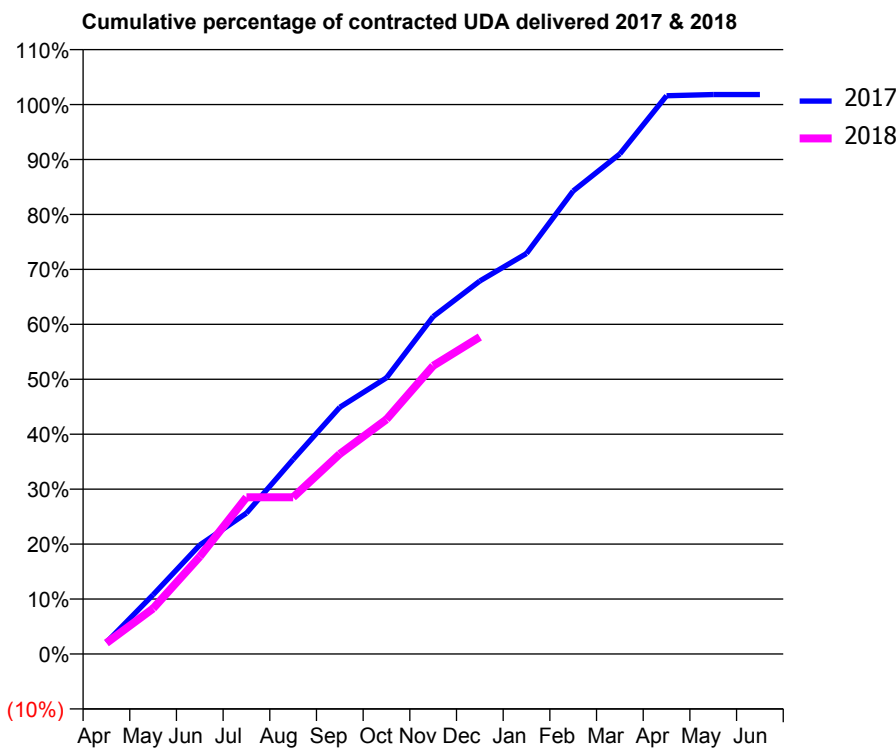
17/18 Contracted general activity (UDA)	1,704
Carry forward general activity (UDA)	-31
17/18 Contracted orthodontic activity (UOA)	0
Carry forward orthodontic activity (UOA)	0
Baseline contract value	£43,128.64

ACCESS*

Patients seen in 24 months	Total	Change since previous quarter
Quarter ending December 2016	807	
Quarter ending March 2017	773	↓
Quarter ending June 2017	758	↓
Quarter ending September 2017	767	→
Quarter ending December 2017	761	→
Variance since December 2016	(5.7%)	↓



ACTIVITY



Adjusted Scheduled Activity (UDA)		
Month	2017	2018
April	36	34
May	184	141
June	338	302
July	437	486
August	603	486
September	765	620
October	856	728
November	1,046	894
December	1,157	983
January	1,242	
February	1,436	
March	1,551	
April	1,731	
May	1,735	
June	1,735	

QUALITY

	Quantity	Base Number	Contract	AT	Region	England
% of FP17s for the same patient ID Re-attending within 3 months - Children	2	259	0.8%	10.2%	11.6%	12.0%
% of FP17s for the same patient ID Re-attending within 3 months - Adults	12	220	5.5%	15.3%	16.7%	15.9%
% of FP17s for the same patient ID Re-attending between 3 & 9 months - Children	61	259	23.6%	48.0%	47.3%	58.0%
% of FP17s for the same patient ID Re-attending between 3 & 9 months - Adults	58	220	26.4%	38.2%	38.3%	50.5%
% of FP17s for Band 1 Urgent Courses	5	429	1.2%	10.0%	10.5%	9.0%
% of FP17s Relating to Free Repair or Replacements	0	429	0.0%	0.6%	0.6%	0.8%
% of FP17s Relating to Continuations	1	429	0.2%	0.9%	0.8%	1.1%
% of Patients satisfied with the dentistry they have received	1	1	N/A	90.0%	89.0%	91.5%
% of Patients satisfied with the time they had to wait for an appointment	1	1	N/A	87.4%	84.2%	87.9%

* This is based on patients treated on this contract for their most recent course of treatment. Figures in italics indicate the base number of FP17s or Patient Questionnaire responses are less than 100. N/A is shown where the base number of responses is less than 10 during the period. % is calculated as Quantity/Base number*100

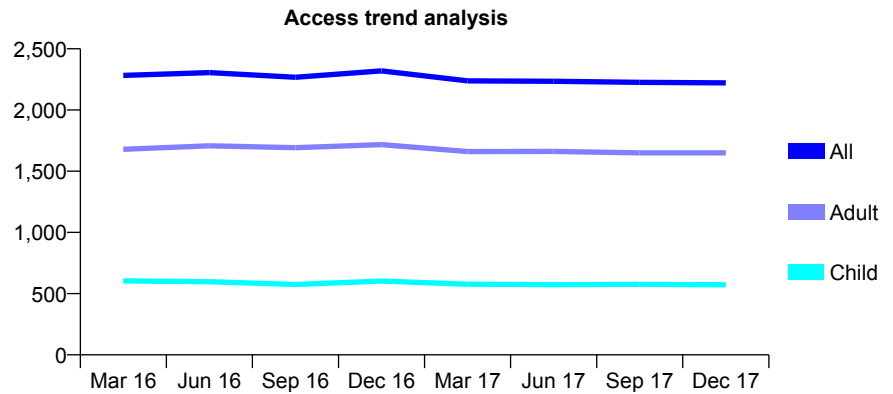
Q63 - Vital Signs At a Glance Contract Report for 843210/0001 - December 2017

Name or company name	MISS S HAMZEHNEJAD
Contract type name	GDS Contract
Purpose of contract	General
Contract start date	01/04/2006
Contract end date	

17/18 Contracted general activity (UDA)	8,228
Carry forward general activity (UDA)	0
17/18 Contracted orthodontic activity (UOA)	0
Carry forward orthodontic activity (UOA)	0
Baseline contract value	£222,271.18

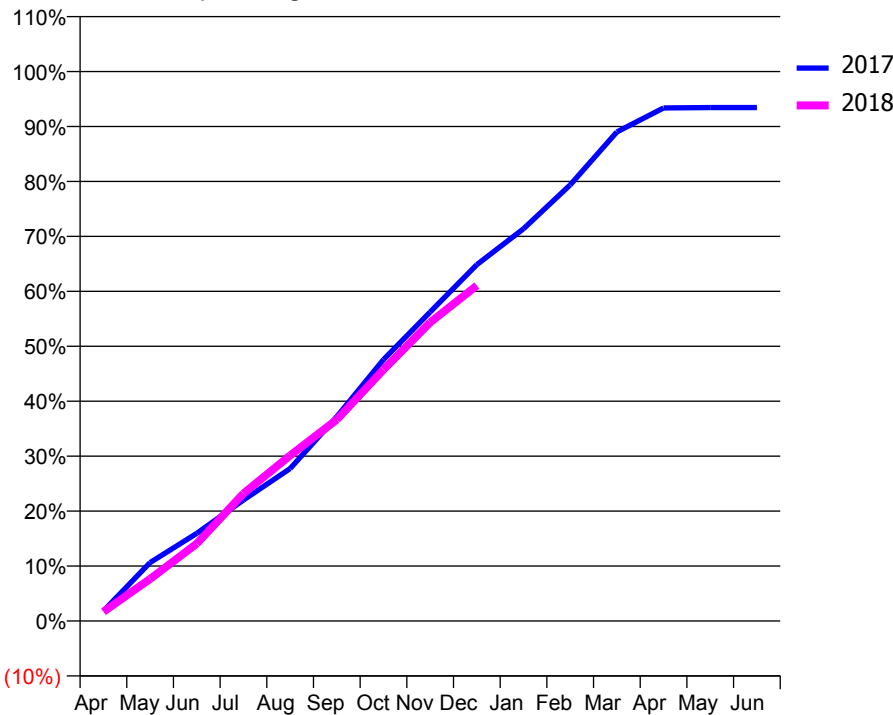
ACCESS*

Patients seen in 24 months	Total	Change since previous quarter
Quarter ending December 2016	2,320	
Quarter ending March 2017	2,238	↓
Quarter ending June 2017	2,235	→
Quarter ending September 2017	2,226	→
Quarter ending December 2017	2,222	→
Variance since December 2016	(4.2%)	↓



ACTIVITY

Cumulative percentage of contracted UDA delivered 2017 & 2018



Month	Adjusted Scheduled Activity (UDA)	
	2017	2018
April	151	139
May	875	630
June	1,312	1,159
July	1,811	1,909
August	2,282	2,478
September	3,060	3,016
October	3,915	3,764
November	4,628	4,471
December	5,336	5,023
January	5,872	
February	6,530	
March	7,323	
April	7,682	
May	7,689	
June	7,689	

QUALITY

	Quantity	Base Number	Contract	AT	Region	England
% of FP17s for the same patient ID Re-attending within 3 months - Children	37	515	7.2%	10.2%	11.6%	12.0%
% of FP17s for the same patient ID Re-attending within 3 months - Adults	268	1,532	17.5%	15.3%	16.7%	15.9%
% of FP17s for the same patient ID Re-attending between 3 & 9 months - Children	269	515	52.2%	48.0%	47.3%	58.0%
% of FP17s for the same patient ID Re-attending between 3 & 9 months - Adults	714	1,532	46.6%	38.2%	38.3%	50.5%
% of FP17s for Band 1 Urgent Courses	219	1,928	11.4%	10.0%	10.5%	9.0%
% of FP17s Relating to Free Repair or Replacements	43	1,928	2.2%	0.6%	0.6%	0.8%
% of FP17s Relating to Continuations	34	1,928	1.8%	0.9%	0.8%	1.1%
% of Patients satisfied with the dentistry they have received	4	4	N/A	90.0%	89.0%	91.5%
% of Patients satisfied with the time they had to wait for an appointment	3	4	N/A	87.4%	84.2%	87.9%

* This is based on patients treated on this contract for their most recent course of treatment. Figures in italics indicate the base number of FP17s or Patient Questionnaire responses are less than 100. N/A is shown where the base number of responses is less than 10 during the period. % is calculated as Quantity/Base number*100

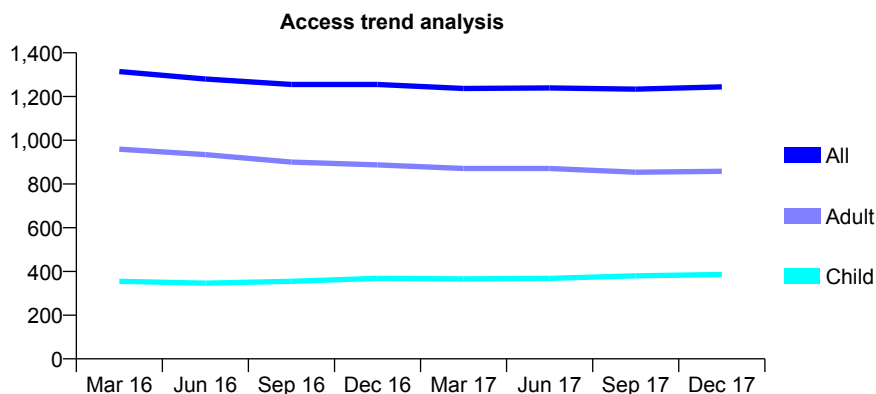
Q63 - Vital Signs At a Glance Contract Report for 843423/0001 - December 2017

Name or company name	MISS S RAHIMI-ATA
Contract type name	GDS Contract
Purpose of contract	General
Contract start date	01/04/2006
Contract end date	

17/18 Contracted general activity (UDA)	4,738
Carry forward general activity (UDA)	-50
17/18 Contracted orthodontic activity (UOA)	0
Carry forward orthodontic activity (UOA)	0
Baseline contract value	£148,947.89

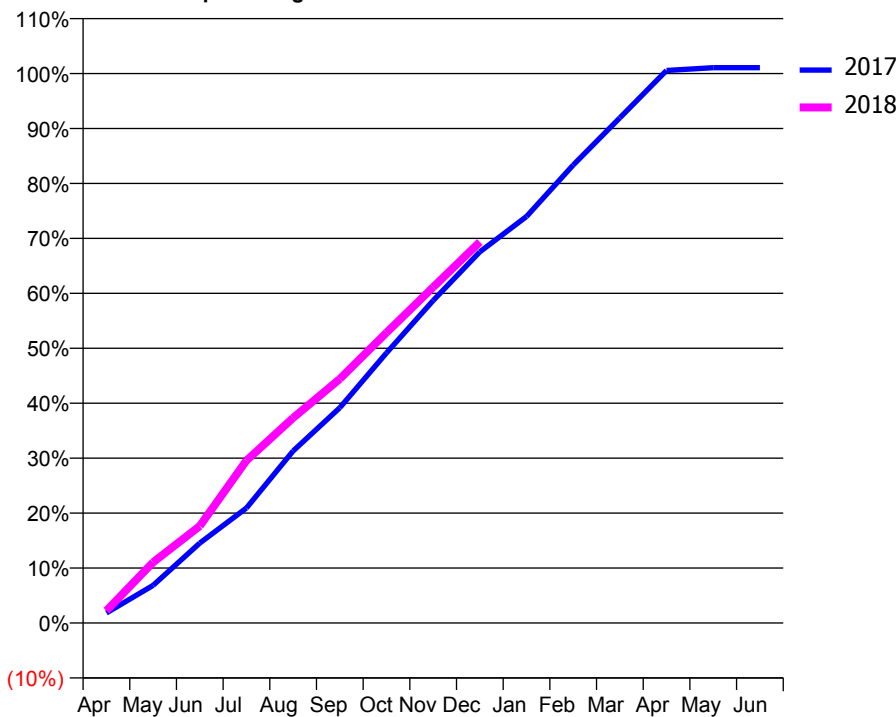
ACCESS*

Patients seen in 24 months	Total	Change since previous quarter
Quarter ending December 2016	1,255	
Quarter ending March 2017	1,237	↓
Quarter ending June 2017	1,239	→
Quarter ending September 2017	1,234	→
Quarter ending December 2017	1,244	→
Variance since December 2016	(0.9%)	→



ACTIVITY

Cumulative percentage of contracted UDA delivered 2017 & 2018



Month	Adjusted Scheduled Activity (UDA)	
	2017	2018
April	86	106
May	325	524
June	689	836
July	992	1,401
August	1,484	1,769
September	1,856	2,105
October	2,329	2,504
November	2,781	2,896
December	3,201	3,286
January	3,505	
February	3,949	
March	4,356	
April	4,764	
May	4,788	
June	4,788	

QUALITY

	Quantity	Base Number	Contract	AT	Region	England
% of FP17s for the same patient ID Re-attending within 3 months - Children	21	379	5.5%	10.2%	11.6%	12.0%
% of FP17s for the same patient ID Re-attending within 3 months - Adults	85	817	10.4%	15.3%	16.7%	15.9%
% of FP17s for the same patient ID Re-attending between 3 & 9 months - Children	172	379	45.4%	48.0%	47.3%	58.0%
% of FP17s for the same patient ID Re-attending between 3 & 9 months - Adults	390	817	47.7%	38.2%	38.3%	50.5%
% of FP17s for Band 1 Urgent Courses	29	1,111	2.6%	10.0%	10.5%	9.0%
% of FP17s Relating to Free Repair or Replacements	0	1,111	0.0%	0.6%	0.6%	0.8%
% of FP17s Relating to Continuations	13	1,111	1.2%	0.9%	0.8%	1.1%
% of Patients satisfied with the dentistry they have received	0	0	N/A	90.0%	89.0%	91.5%
% of Patients satisfied with the time they had to wait for an appointment	0	0	N/A	87.4%	84.2%	87.9%

* This is based on patients treated on this contract for their most recent course of treatment. Figures in italics indicate the base number of FP17s or Patient Questionnaire responses are less than 100. N/A is shown where the base number of responses is less than 10 during the period. % is calculated as Quantity/Base number*100

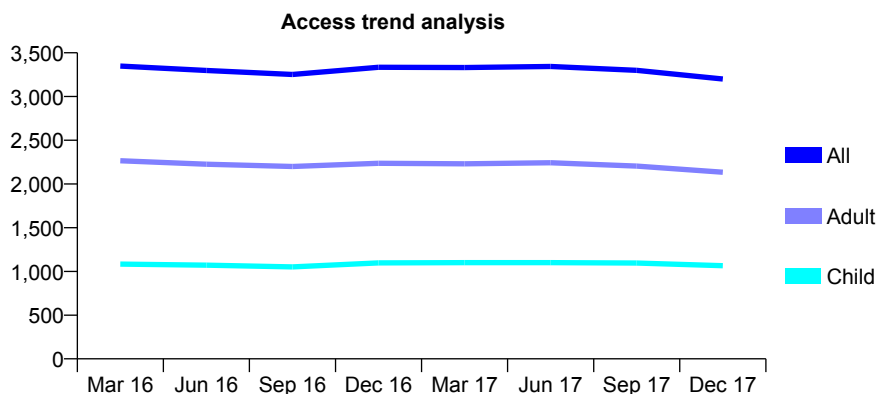
Q63 - Vital Signs At a Glance Contract Report for 844578/0001 - December 2017

Name or company name	MR PS PANESAR
Contract type name	GDS Contract
Purpose of contract	General
Contract start date	01/04/2006
Contract end date	

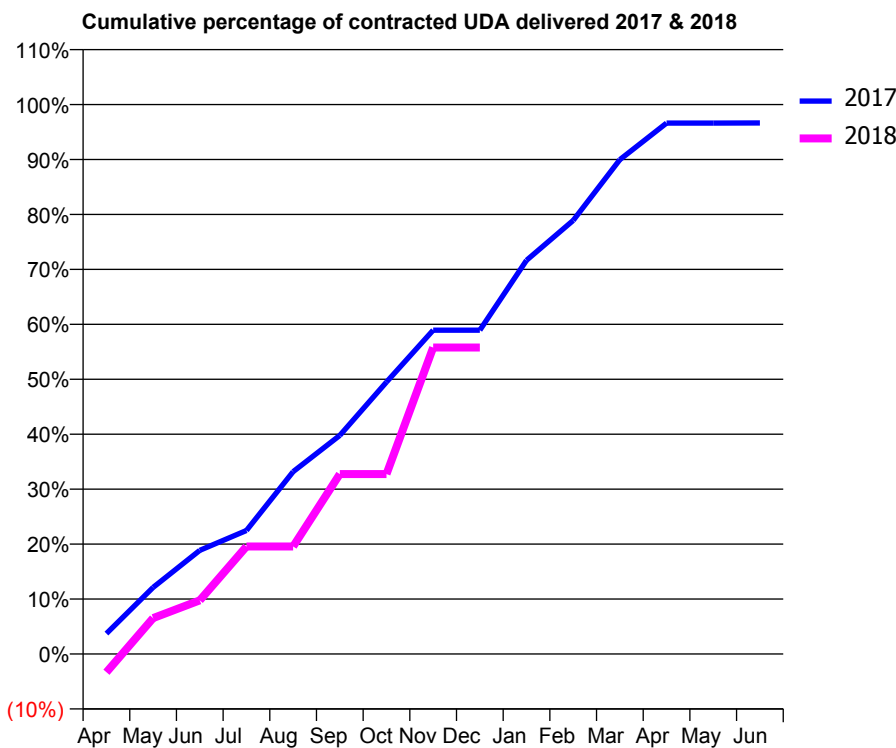
17/18 Contracted general activity (UDA)	5,350
Carry forward general activity (UDA)	179
17/18 Contracted orthodontic activity (UOA)	0
Carry forward orthodontic activity (UOA)	0
Baseline contract value	£148,991.10

ACCESS*

Patients seen in 24 months	Total	Change since previous quarter
Quarter ending December 2016	3,334	
Quarter ending March 2017	3,332	→
Quarter ending June 2017	3,343	→
Quarter ending September 2017	3,300	↓
Quarter ending December 2017	3,200	↓
Variance since December 2016	(4.0%)	↓



ACTIVITY



Month	Adjusted Scheduled Activity (UDA)	
	2017	2018
April	199	-179
May	648	350
June	1,010	522
July	1,203	1,047
August	1,776	1,047
September	2,128	1,752
October	2,648	1,752
November	3,153	2,984
December	3,153	2,984
January	3,833	
February	4,222	
March	4,814	
April	5,170	
May	5,169	
June	5,171	

QUALITY

	Quantity	Base Number	Contract	AT	Region	England
% of FP17s for the same patient ID Re-attending within 3 months - Children	42	860	4.9%	10.2%	11.6%	12.0%
% of FP17s for the same patient ID Re-attending within 3 months - Adults	170	1,564	10.9%	15.3%	16.7%	15.9%
% of FP17s for the same patient ID Re-attending between 3 & 9 months - Children	414	860	48.1%	48.0%	47.3%	58.0%
% of FP17s for the same patient ID Re-attending between 3 & 9 months - Adults	579	1,564	37.0%	38.2%	38.3%	50.5%
% of FP17s for Band 1 Urgent Courses	164	1,724	9.5%	10.0%	10.5%	9.0%
% of FP17s Relating to Free Repair or Replacements	12	1,724	0.7%	0.6%	0.6%	0.8%
% of FP17s Relating to Continuations	0	1,724	0.0%	0.9%	0.8%	1.1%
% of Patients satisfied with the dentistry they have received	1	2	N/A	90.0%	89.0%	91.5%
% of Patients satisfied with the time they had to wait for an appointment	2	2	N/A	87.4%	84.2%	87.9%

* This is based on patients treated on this contract for their most recent course of treatment. Figures in italics indicate the base number of FP17s or Patient Questionnaire responses are less than 100. N/A is shown where the base number of responses is less than 10 during the period. % is calculated as Quantity/Base number*100

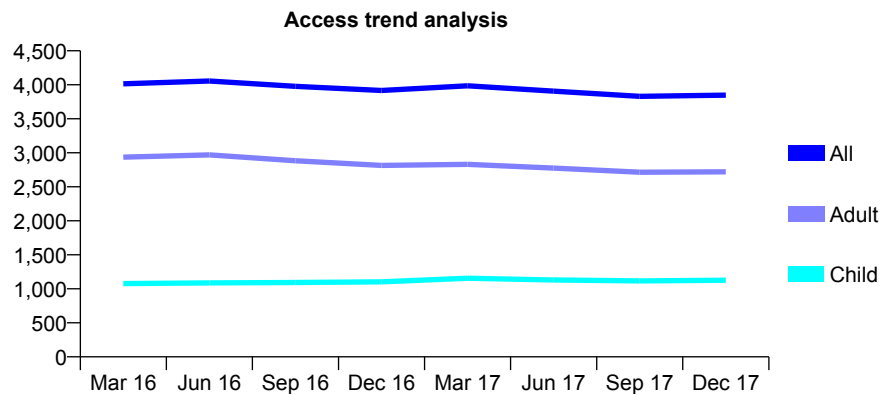
Q63 - Vital Signs At a Glance Contract Report for 844616/0001 - December 2017

Name or company name	MISS RY ISLAM
Contract type name	GDS Contract
Purpose of contract	General
Contract start date	01/04/2006
Contract end date	

17/18 Contracted general activity (UDA)	10,375
Carry forward general activity (UDA)	-12
17/18 Contracted orthodontic activity (UOA)	0
Carry forward orthodontic activity (UOA)	0
Baseline contract value	£286,100.26

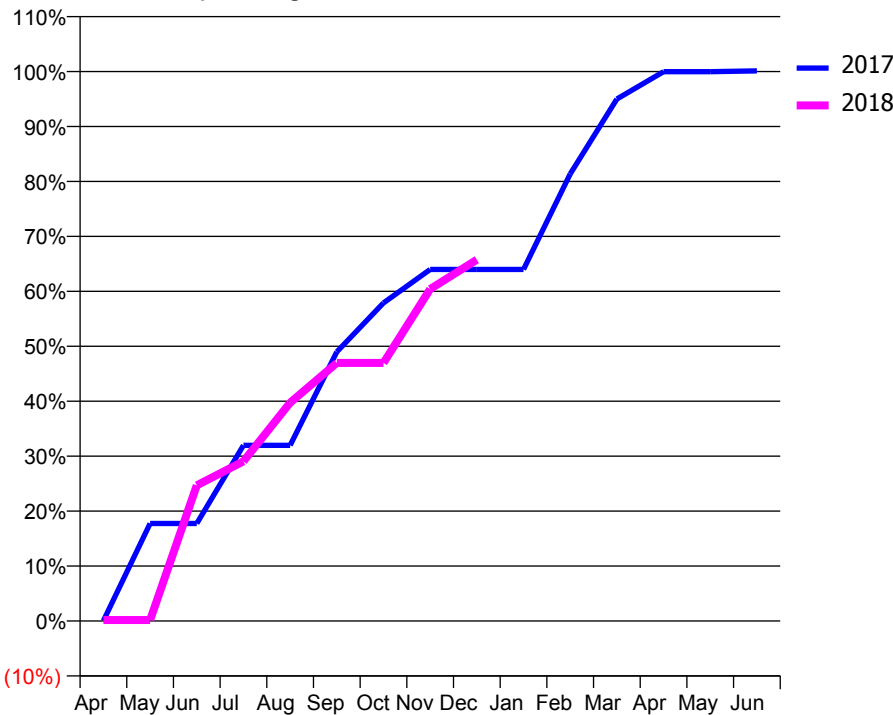
ACCESS*

Patients seen in 24 months	Total	Change since previous quarter
Quarter ending December 2016	3,917	
Quarter ending March 2017	3,986	→
Quarter ending June 2017	3,906	↓
Quarter ending September 2017	3,831	↓
Quarter ending December 2017	3,848	→
Variance since December 2016	(1.8%)	↓



ACTIVITY

Cumulative percentage of contracted UDA delivered 2017 & 2018



Month	Adjusted Scheduled Activity (UDA)	
	2017	2018
April	7	19
May	1,841	19
June	1,841	2,561
July	3,317	3,015
August	3,317	4,123
September	5,083	4,872
October	6,006	4,872
November	6,637	6,269
December	6,637	6,822
January	6,637	
February	8,441	
March	9,855	
April	10,372	
May	10,372	
June	10,387	

QUALITY

	Quantity	Base Number	Contract	AT	Region	England
% of FP17s for the same patient ID Re-attending within 3 months - Children	69	957	7.2%	10.2%	11.6%	12.0%
% of FP17s for the same patient ID Re-attending within 3 months - Adults	147	1,825	8.1%	15.3%	16.7%	15.9%
% of FP17s for the same patient ID Re-attending between 3 & 9 months - Children	394	957	41.2%	48.0%	47.3%	58.0%
% of FP17s for the same patient ID Re-attending between 3 & 9 months - Adults	592	1,825	32.4%	38.2%	38.3%	50.5%
% of FP17s for Band 1 Urgent Courses	180	2,331	7.7%	10.0%	10.5%	9.0%
% of FP17s Relating to Free Repair or Replacements	10	2,331	0.4%	0.6%	0.6%	0.8%
% of FP17s Relating to Continuations	13	2,331	0.6%	0.9%	0.8%	1.1%
% of Patients satisfied with the dentistry they have received	3	3	N/A	90.0%	89.0%	91.5%
% of Patients satisfied with the time they had to wait for an appointment	3	3	N/A	87.4%	84.2%	87.9%

* This is based on patients treated on this contract for their most recent course of treatment. Figures in italics indicate the base number of FP17s or Patient Questionnaire responses are less than 100. N/A is shown where the base number of responses is less than 10 during the period. % is calculated as Quantity/Base number*100

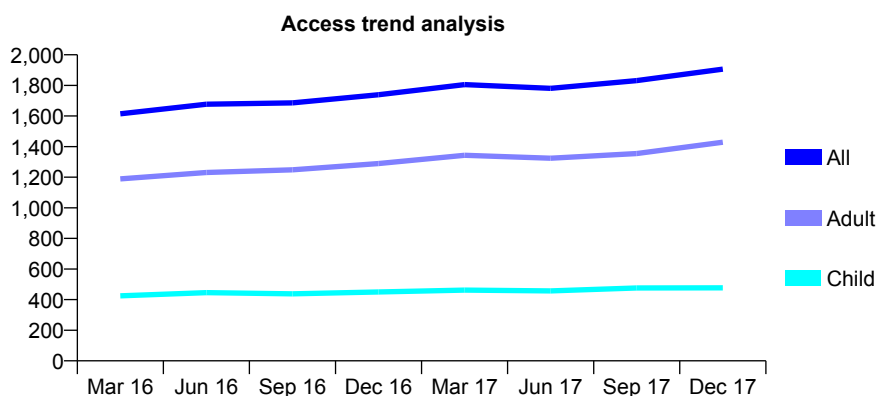
Q63 - Vital Signs At a Glance Contract Report for 846066/0001 - December 2017

Name or company name	MR A SYED
Contract type name	GDS Contract
Purpose of contract	General
Contract start date	01/04/2006
Contract end date	

17/18 Contracted general activity (UDA)	5,478
Carry forward general activity (UDA)	-110
17/18 Contracted orthodontic activity (UOA)	0
Carry forward orthodontic activity (UOA)	0
Baseline contract value	£222,644.31

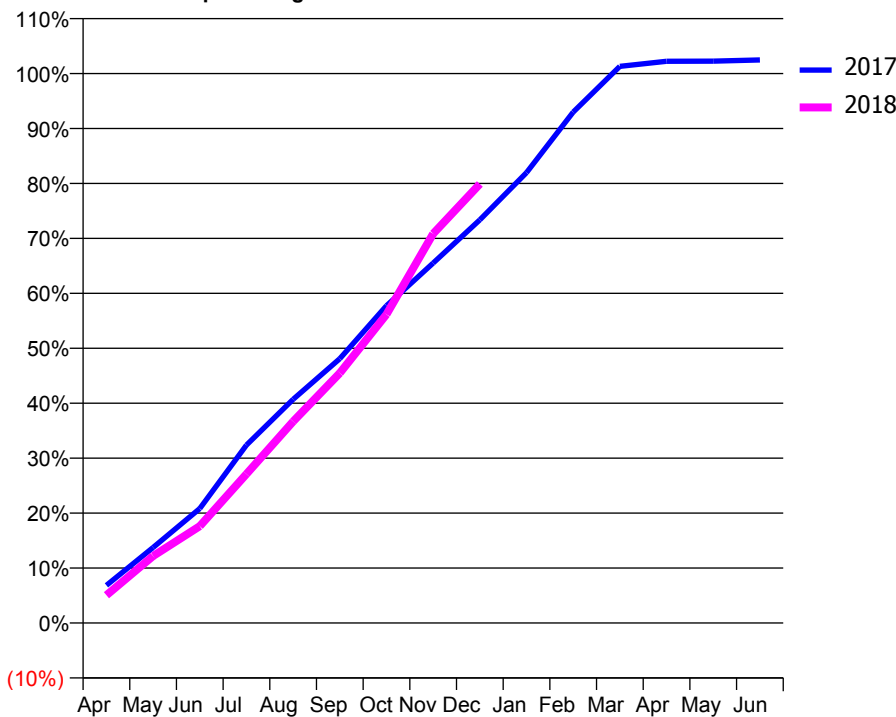
ACCESS*

Patients seen in 24 months	Total	Change since previous quarter
Quarter ending December 2016	1,739	
Quarter ending March 2017	1,805	↑
Quarter ending June 2017	1,781	↓
Quarter ending September 2017	1,831	↑
Quarter ending December 2017	1,906	↑
Variance since December 2016	9.6%	↑



ACTIVITY

Cumulative percentage of contracted UDA delivered 2017 & 2018



Month	Adjusted Scheduled Activity (UDA)	
	2017	2018
April	376	277
May	753	668
June	1,141	966
July	1,774	1,485
August	2,230	2,010
September	2,636	2,492
October	3,164	3,077
November	3,589	3,881
December	4,019	4,377
January	4,490	
February	5,094	
March	5,550	
April	5,600	
May	5,601	
June	5,613	

QUALITY

	Quantity	Base Number	Contract	AT	Region	England
% of FP17s for the same patient ID Re-attending within 3 months - Children	20	439	4.6%	10.2%	11.6%	12.0%
% of FP17s for the same patient ID Re-attending within 3 months - Adults	94	931	10.1%	15.3%	16.7%	15.9%
% of FP17s for the same patient ID Re-attending between 3 & 9 months - Children	216	439	49.2%	48.0%	47.3%	58.0%
% of FP17s for the same patient ID Re-attending between 3 & 9 months - Adults	188	931	20.2%	38.2%	38.3%	50.5%
% of FP17s for Band 1 Urgent Courses	141	1,334	10.6%	10.0%	10.5%	9.0%
% of FP17s Relating to Free Repair or Replacements	0	1,334	0.0%	0.6%	0.6%	0.8%
% of FP17s Relating to Continuations	5	1,334	0.4%	0.9%	0.8%	1.1%
% of Patients satisfied with the dentistry they have received	0	0	N/A	90.0%	89.0%	91.5%
% of Patients satisfied with the time they had to wait for an appointment	0	0	N/A	87.4%	84.2%	87.9%

* This is based on patients treated on this contract for their most recent course of treatment. Figures in italics indicate the base number of FP17s or Patient Questionnaire responses are less than 100. N/A is shown where the base number of responses is less than 10 during the period. % is calculated as Quantity/Base number*100

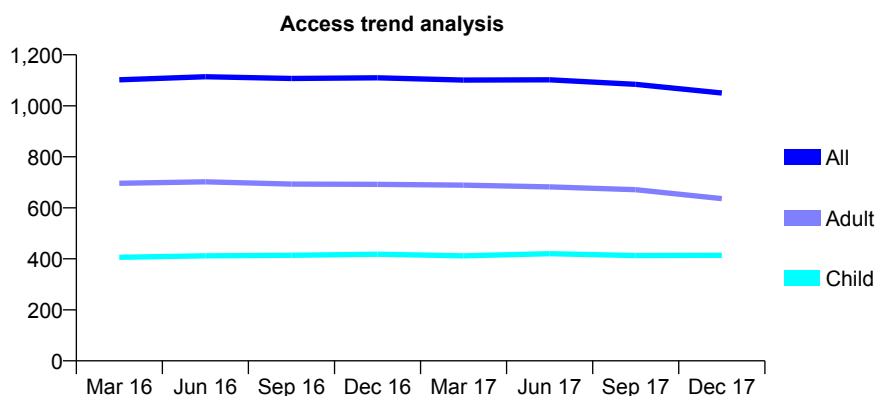
Q63 - Vital Signs At a Glance Contract Report for 847550/0001 - December 2017

Name or company name	MRS R SHERIFF
Contract type name	GDS Contract
Purpose of contract	General
Contract start date	01/06/2006
Contract end date	

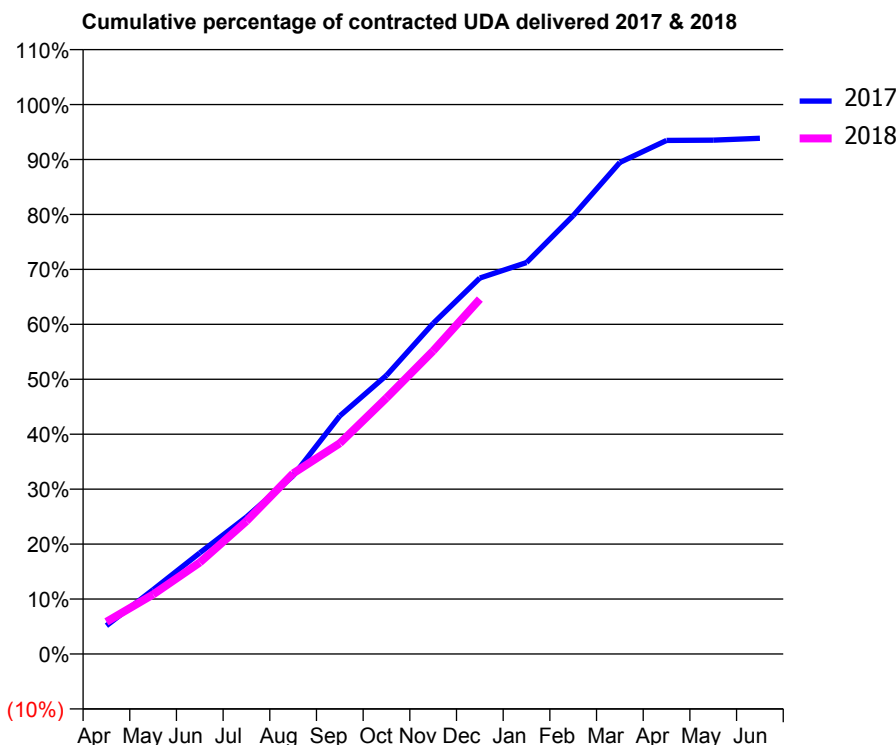
17/18 Contracted general activity (UDA)	4,787
Carry forward general activity (UDA)	-86
17/18 Contracted orthodontic activity (UOA)	0
Carry forward orthodontic activity (UOA)	0
Baseline contract value	£144,702.63

ACCESS*

Patients seen in 24 months	Total	Change since previous quarter
Quarter ending December 2016	1,110	
Quarter ending March 2017	1,101	→
Quarter ending June 2017	1,102	→
Quarter ending September 2017	1,084	↓
Quarter ending December 2017	1,050	↓
Variance since December 2016	(5.4%)	↓



ACTIVITY



Month	Adjusted Scheduled Activity (UDA)	
	2017	2018
April	246	280
May	560	519
June	881	797
July	1,193	1,157
August	1,553	1,574
September	2,074	1,836
October	2,428	2,231
November	2,881	2,641
December	3,275	3,091
January	3,410	
February	3,819	
March	4,282	
April	4,474	
May	4,476	
June	4,493	

QUALITY

	Quantity	Base Number	Contract	AT	Region	England
% of FP17s for the same patient ID Re-attending within 3 months - Children	135	470	28.7%	10.2%	11.6%	12.0%
% of FP17s for the same patient ID Re-attending within 3 months - Adults	243	664	36.6%	15.3%	16.7%	15.9%
% of FP17s for the same patient ID Re-attending between 3 & 9 months - Children	147	470	31.3%	48.0%	47.3%	58.0%
% of FP17s for the same patient ID Re-attending between 3 & 9 months - Adults	181	664	27.3%	38.2%	38.3%	50.5%
% of FP17s for Band 1 Urgent Courses	72	1,042	6.9%	10.0%	10.5%	9.0%
% of FP17s Relating to Free Repair or Replacements	1	1,042	0.1%	0.6%	0.6%	0.8%
% of FP17s Relating to Continuations	148	1,042	14.2%	0.9%	0.8%	1.1%
% of Patients satisfied with the dentistry they have received	1	1	N/A	90.0%	89.0%	91.5%
% of Patients satisfied with the time they had to wait for an appointment	1	1	N/A	87.4%	84.2%	87.9%

* This is based on patients treated on this contract for their most recent course of treatment. Figures in italics indicate the base number of FP17s or Patient Questionnaire responses are less than 100. N/A is shown where the base number of responses is less than 10 during the period. % is calculated as Quantity/Base number*100

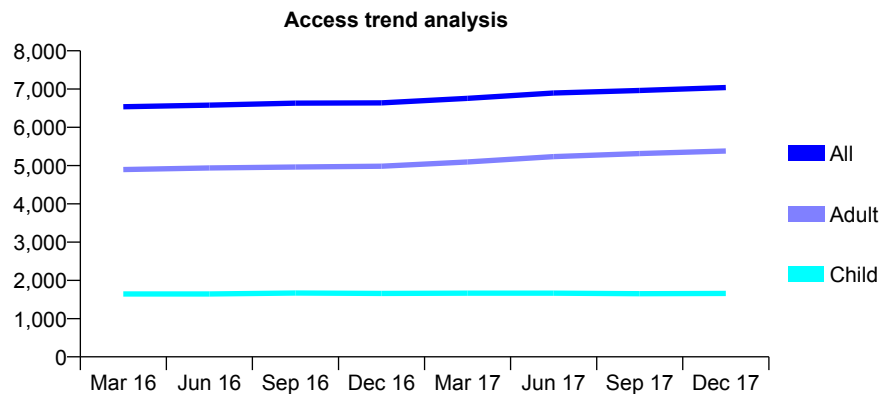
Q63 - Vital Signs At a Glance Contract Report for 848018/0001 - December 2017

Name or company name	MS F POURGHOBAD
Contract type name	GDS Contract
Purpose of contract	General
Contract start date	01/04/2006
Contract end date	

17/18 Contracted general activity (UDA)	16,817
Carry forward general activity (UDA)	197
17/18 Contracted orthodontic activity (UOA)	0
Carry forward orthodontic activity (UOA)	0
Baseline contract value	£495,436.57

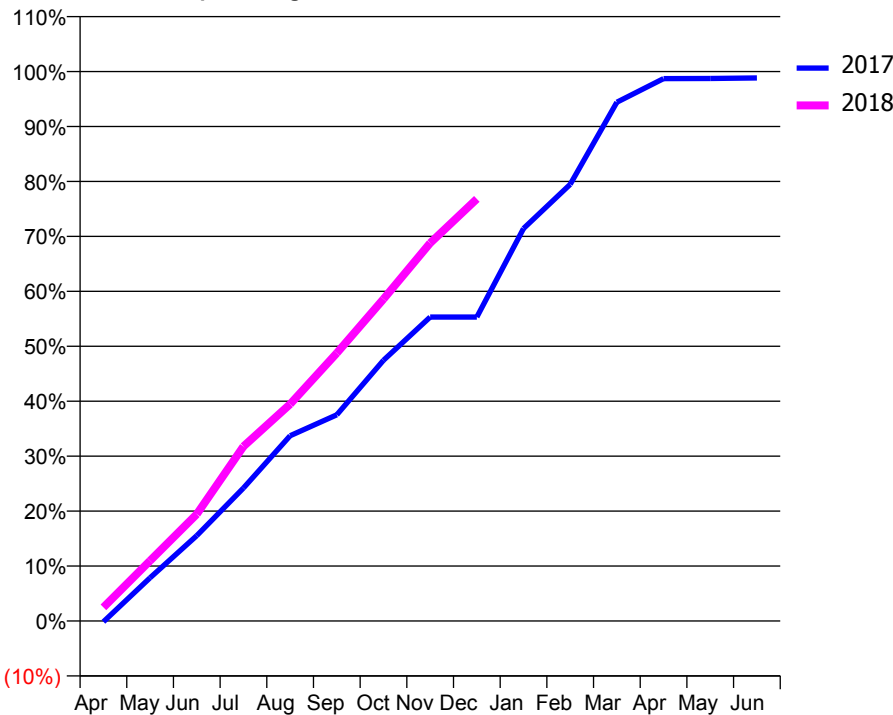
ACCESS*

Patients seen in 24 months	Total	Change since previous quarter
Quarter ending December 2016	6,640	
Quarter ending March 2017	6,758	→
Quarter ending June 2017	6,898	↑
Quarter ending September 2017	6,964	→
Quarter ending December 2017	7,040	→
Variance since December 2016	6.0%	↑



ACTIVITY

Cumulative percentage of contracted UDA delivered 2017 & 2018



Month	Adjusted Scheduled Activity (UDA)	
	2017	2018
April	-25	417
May	1,325	1,845
June	2,616	3,270
July	4,073	5,346
August	5,669	6,636
September	6,313	8,203
October	7,978	9,855
November	9,303	11,568
December	9,303	12,918
January	12,014	
February	13,364	
March	15,878	
April	16,601	
May	16,603	
June	16,620	

QUALITY

	Quantity	Base Number	Contract	AT	Region	England
% of FP17s for the same patient ID Re-attending within 3 months - Children	93	1,681	5.5%	10.2%	11.6%	12.0%
% of FP17s for the same patient ID Re-attending within 3 months - Adults	571	5,235	10.9%	15.3%	16.7%	15.9%
% of FP17s for the same patient ID Re-attending between 3 & 9 months - Children	489	1,681	29.1%	48.0%	47.3%	58.0%
% of FP17s for the same patient ID Re-attending between 3 & 9 months - Adults	1,978	5,235	37.8%	38.2%	38.3%	50.5%
% of FP17s for Band 1 Urgent Courses	394	6,584	6.0%	10.0%	10.5%	9.0%
% of FP17s Relating to Free Repair or Replacements	25	6,584	0.4%	0.6%	0.6%	0.8%
% of FP17s Relating to Continuations	40	6,584	0.6%	0.9%	0.8%	1.1%
% of Patients satisfied with the dentistry they have received	3	3	N/A	90.0%	89.0%	91.5%
% of Patients satisfied with the time they had to wait for an appointment	3	3	N/A	87.4%	84.2%	87.9%

* This is based on patients treated on this contract for their most recent course of treatment. Figures in italics indicate the base number of FP17s or Patient Questionnaire responses are less than 100. N/A is shown where the base number of responses is less than 10 during the period. % is calculated as Quantity/Base number*100

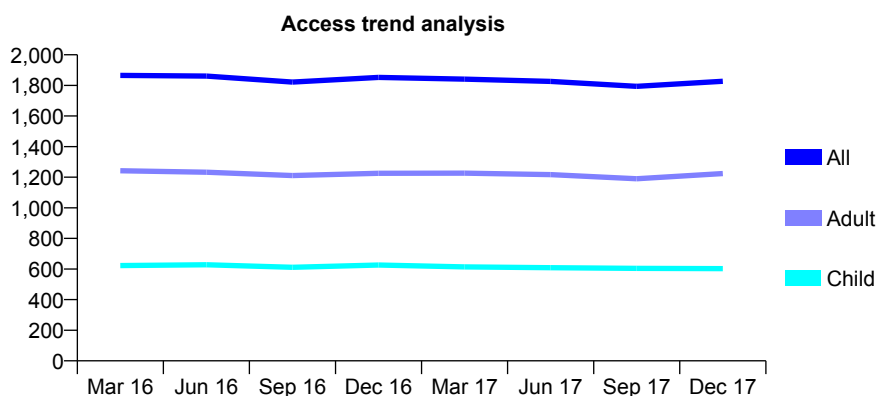
Q63 - Vital Signs At a Glance Contract Report for 849138/0002 - December 2017

Name or company name	Mr F K Banjo and Mrs D O Banjo
Contract type name	GDS Contract
Purpose of contract	General
Contract start date	01/04/2006
Contract end date	

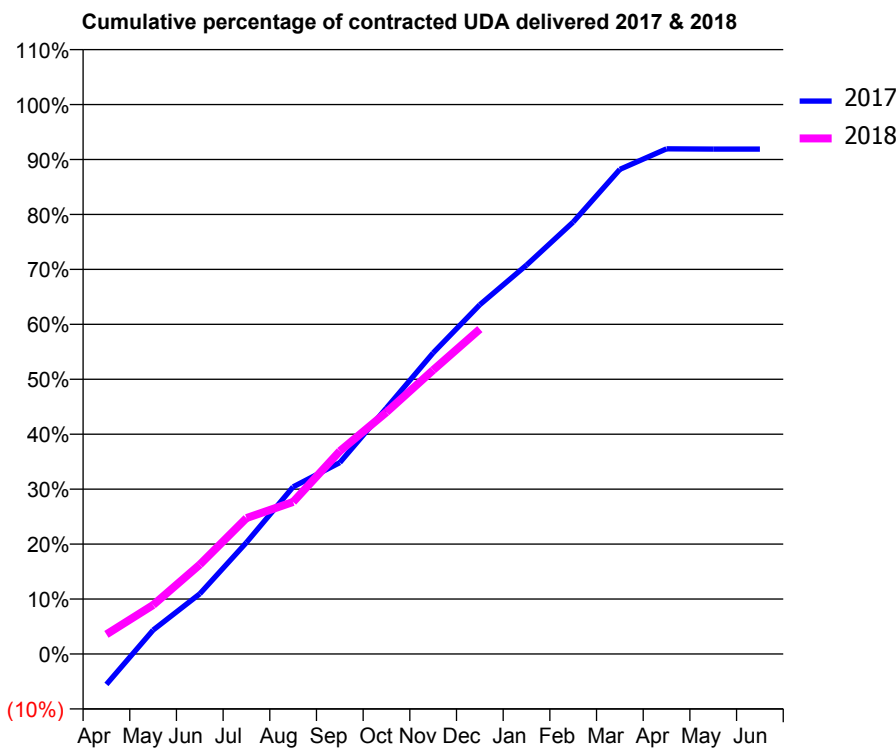
17/18 Contracted general activity (UDA)	6,000
Carry forward general activity (UDA)	0
17/18 Contracted orthodontic activity (UOA)	0
Carry forward orthodontic activity (UOA)	0
Baseline contract value	£206,850.25

ACCESS*

Patients seen in 24 months	Total	Change since previous quarter
Quarter ending December 2016	1,852	
Quarter ending March 2017	1,841	→
Quarter ending June 2017	1,826	→
Quarter ending September 2017	1,794	↓
Quarter ending December 2017	1,827	→
Variance since December 2016	(1.3%)	↓



ACTIVITY



Month	Adjusted Scheduled Activity (UDA)	
	2017	2018
April	-333	215
May	262	535
June	658	976
July	1,218	1,484
August	1,825	1,660
September	2,091	2,215
October	2,688	2,641
November	3,288	3,100
December	3,814	3,547
January	4,247	
February	4,717	
March	5,292	
April	5,517	
May	5,514	
June	5,514	

QUALITY

	Quantity	Base Number	Contract	AT	Region	England
% of FP17s for the same patient ID Re-attending within 3 months - Children	24	461	5.2%	10.2%	11.6%	12.0%
% of FP17s for the same patient ID Re-attending within 3 months - Adults	137	946	14.5%	15.3%	16.7%	15.9%
% of FP17s for the same patient ID Re-attending between 3 & 9 months - Children	189	461	41.0%	48.0%	47.3%	58.0%
% of FP17s for the same patient ID Re-attending between 3 & 9 months - Adults	316	946	33.4%	38.2%	38.3%	50.5%
% of FP17s for Band 1 Urgent Courses	17	1,340	1.3%	10.0%	10.5%	9.0%
% of FP17s Relating to Free Repair or Replacements	11	1,340	0.8%	0.6%	0.6%	0.8%
% of FP17s Relating to Continuations	0	1,340	0.0%	0.9%	0.8%	1.1%
% of Patients satisfied with the dentistry they have received	0	0	N/A	90.0%	89.0%	91.5%
% of Patients satisfied with the time they had to wait for an appointment	0	0	N/A	87.4%	84.2%	87.9%

* This is based on patients treated on this contract for their most recent course of treatment. Figures in italics indicate the base number of FP17s or Patient Questionnaire responses are less than 100. N/A is shown where the base number of responses is less than 10 during the period. % is calculated as Quantity/Base number*100

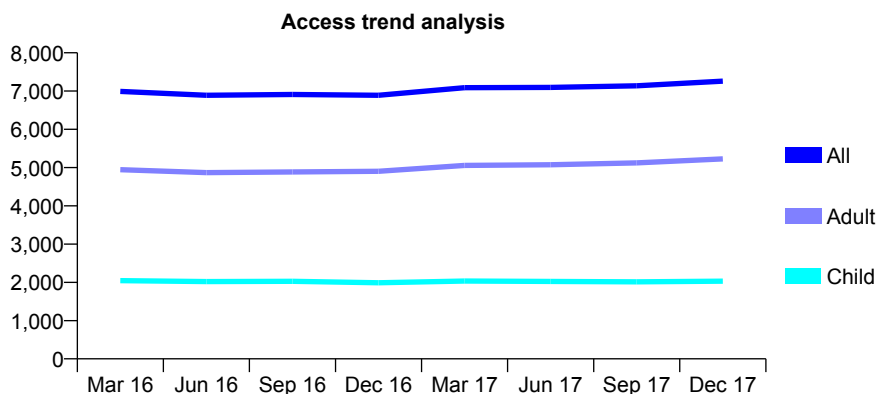
Q63 - Vital Signs At a Glance Contract Report for 853372/0001 - December 2017

Name or company name	Hook Lane Practice Limited
Contract type name	GDS Contract
Purpose of contract	General
Contract start date	19/04/2008
Contract end date	

17/18 Contracted general activity (UDA)	20,021
Carry forward general activity (UDA)	-97
17/18 Contracted orthodontic activity (UOA)	0
Carry forward orthodontic activity (UOA)	0
Baseline contract value	£571,526.72

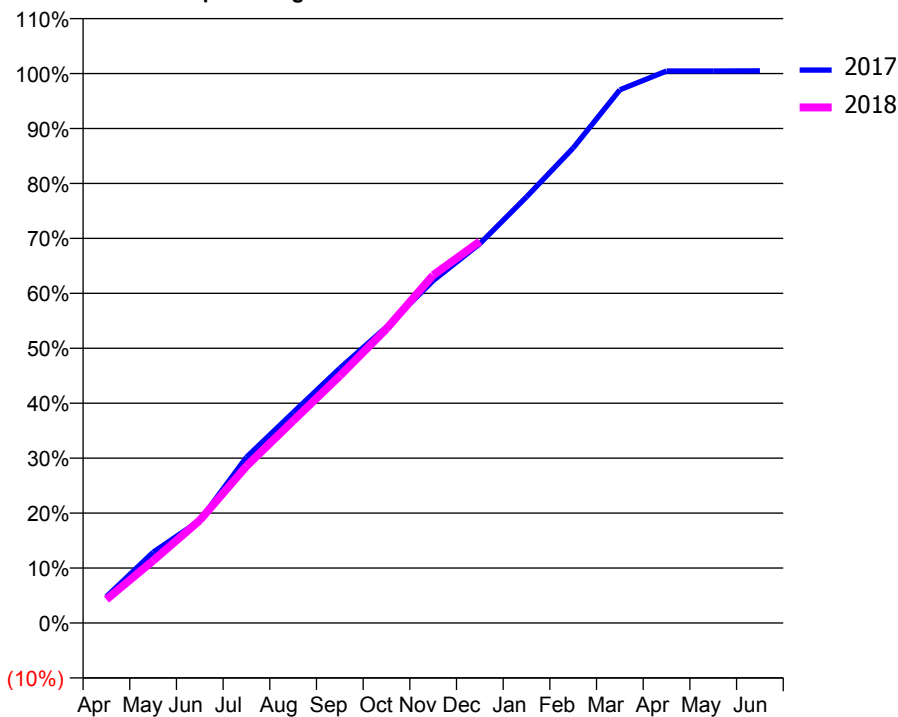
ACCESS*

Patients seen in 24 months	Total	Change since previous quarter
Quarter ending December 2016	6,890	
Quarter ending March 2017	7,088	↑
Quarter ending June 2017	7,095	→
Quarter ending September 2017	7,138	→
Quarter ending December 2017	7,259	→
Variance since December 2016	5.4%	↑



ACTIVITY

Cumulative percentage of contracted UDA delivered 2017 & 2018



Month	Adjusted Scheduled Activity (UDA)	
	2017	2018
April	961	859
May	2,579	2,269
June	3,736	3,743
July	6,044	5,718
August	7,671	7,369
September	9,282	9,007
October	10,788	10,718
November	12,476	12,673
December	13,819	13,902
January	15,524	
February	17,309	
March	19,428	
April	20,114	
May	20,114	
June	20,118	

QUALITY

	Quantity	Base Number	Contract	AT	Region	England
% of FP17s for the same patient ID Re-attending within 3 months - Children	109	1,727	6.3%	10.2%	11.6%	12.0%
% of FP17s for the same patient ID Re-attending within 3 months - Adults	635	4,124	15.4%	15.3%	16.7%	15.9%
% of FP17s for the same patient ID Re-attending between 3 & 9 months - Children	736	1,727	42.6%	48.0%	47.3%	58.0%
% of FP17s for the same patient ID Re-attending between 3 & 9 months - Adults	1,400	4,124	33.9%	38.2%	38.3%	50.5%
% of FP17s for Band 1 Urgent Courses	367	5,412	6.8%	10.0%	10.5%	9.0%
% of FP17s Relating to Free Repair or Replacements	42	5,412	0.8%	0.6%	0.6%	0.8%
% of FP17s Relating to Continuations	205	5,412	3.8%	0.9%	0.8%	1.1%
% of Patients satisfied with the dentistry they have received	4	4	N/A	90.0%	89.0%	91.5%
% of Patients satisfied with the time they had to wait for an appointment	4	4	N/A	87.4%	84.2%	87.9%

* This is based on patients treated on this contract for their most recent course of treatment. Figures in italics indicate the base number of FP17s or Patient Questionnaire responses are less than 100. N/A is shown where the base number of responses is less than 10 during the period. % is calculated as Quantity/Base number*100

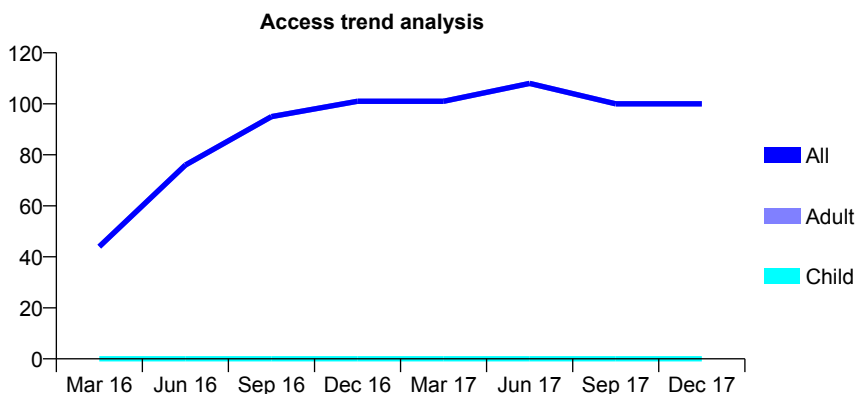
Q63 - Vital Signs At a Glance Contract Report for 853372/0003 - December 2017

Name or company name	Hook Lane Practice Limited
Contract type name	PDS Contract
Purpose of contract	General
Contract start date	01/06/2013
Contract end date	31/03/2018

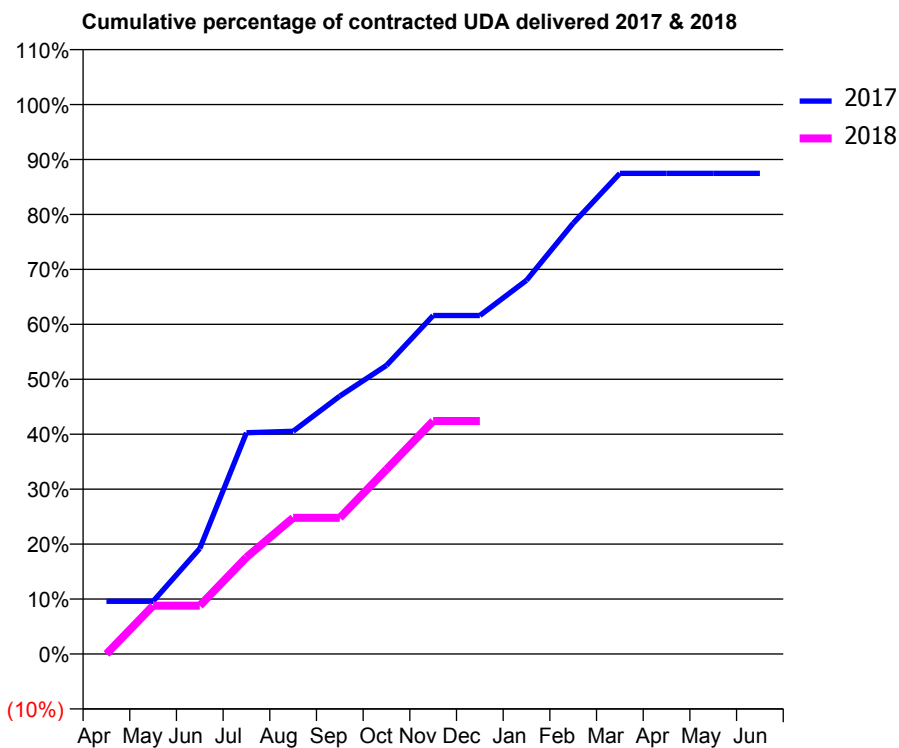
17/18 Contracted general activity (UDA)	375
Carry forward general activity (UDA)	0
17/18 Contracted orthodontic activity (UOA)	0
Carry forward orthodontic activity (UOA)	0
Baseline contract value	£20,384.51

ACCESS*

Patients seen in 24 months	Total	Change since previous quarter
Quarter ending December 2016	101	
Quarter ending March 2017	101	→
Quarter ending June 2017	108	↑
Quarter ending September 2017	100	↓
Quarter ending December 2017	100	→
Variance since December 2016	(1.0%)	→



ACTIVITY



Month	Adjusted Scheduled Activity (UDA)	
	2017	2018
April	36	0
May	36	33
June	72	33
July	151	66
August	152	93
September	176	93
October	197	126
November	231	159
December	231	159
January	255	
February	294	
March	328	
April	328	
May	328	
June	328	

QUALITY

	Quantity	Base Number	Contract	AT	Region	England
% of FP17s for the same patient ID Re-attending within 3 months - Children	0	0	N/A	10.2%	11.6%	12.0%
% of FP17s for the same patient ID Re-attending within 3 months - Adults	0	53	0.0%	15.3%	16.7%	15.9%
% of FP17s for the same patient ID Re-attending between 3 & 9 months - Children	0	0	N/A	48.0%	47.3%	58.0%
% of FP17s for the same patient ID Re-attending between 3 & 9 months - Adults	0	53	0.0%	38.2%	38.3%	50.5%
% of FP17s for Band 1 Urgent Courses	0	53	0.0%	10.0%	10.5%	9.0%
% of FP17s Relating to Free Repair or Replacements	0	53	0.0%	0.6%	0.6%	0.8%
% of FP17s Relating to Continuations	0	53	0.0%	0.9%	0.8%	1.1%
% of Patients satisfied with the dentistry they have received	0	0	N/A	90.0%	89.0%	91.5%
% of Patients satisfied with the time they had to wait for an appointment	0	0	N/A	87.4%	84.2%	87.9%

* This is based on patients treated on this contract for their most recent course of treatment. Figures in italics indicate the base number of FP17s or Patient Questionnaire responses are less than 100. N/A is shown where the base number of responses is less than 10 during the period. % is calculated as Quantity/Base number*100

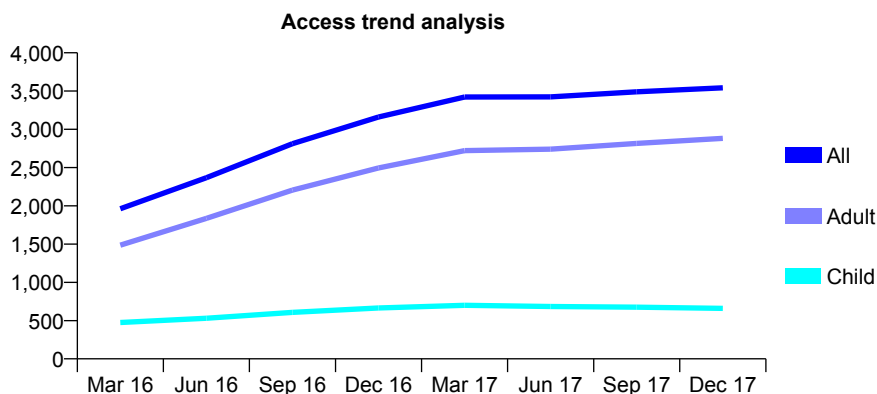
Q63 - Vital Signs At a Glance Contract Report for 854956/0003 - December 2017

Name or company name	MISS N AL-JUMAILY
Contract type name	GDS Contract
Purpose of contract	General
Contract start date	01/04/2015
Contract end date	

17/18 Contracted general activity (UDA)	6,973
Carry forward general activity (UDA)	-28
17/18 Contracted orthodontic activity (UOA)	0
Carry forward orthodontic activity (UOA)	0
Baseline contract value	£279,914.95

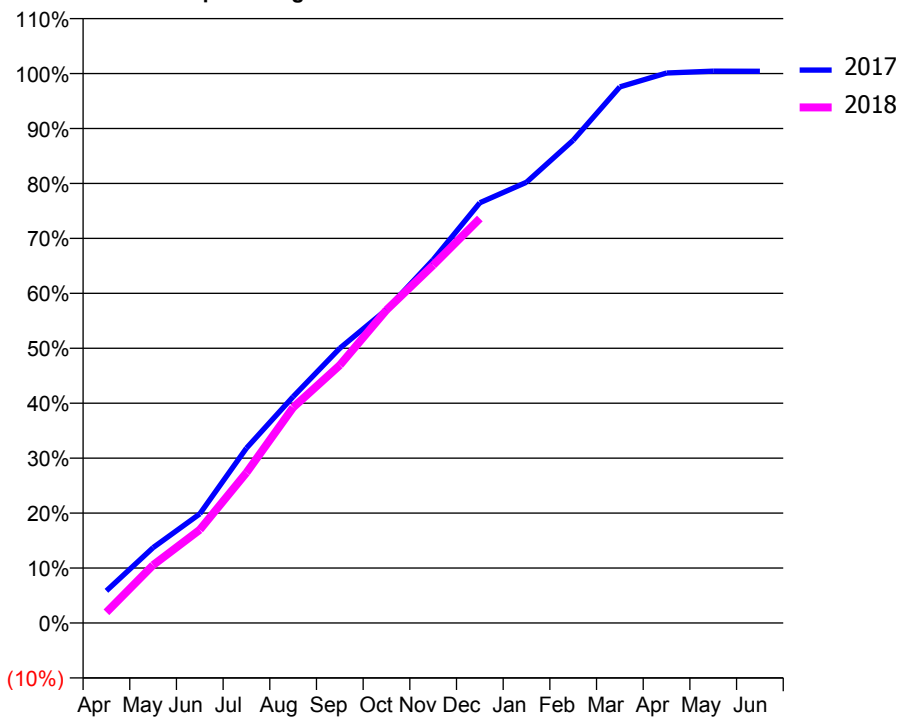
ACCESS*

Patients seen in 24 months	Total	Change since previous quarter
Quarter ending December 2016	3,160	
Quarter ending March 2017	3,422	↑
Quarter ending June 2017	3,424	→
Quarter ending September 2017	3,491	→
Quarter ending December 2017	3,542	→
Variance since December 2016	12.1%	↑



ACTIVITY

Cumulative percentage of contracted UDA delivered 2017 & 2018



Month	Adjusted Scheduled Activity (UDA)	
	2017	2018
April	409	136
May	957	736
June	1,386	1,184
July	2,218	1,908
August	2,873	2,735
September	3,486	3,271
October	3,978	3,973
November	4,610	4,542
December	5,333	5,134
January	5,593	
February	6,127	
March	6,803	
April	6,979	
May	7,002	
June	7,001	

QUALITY

	Quantity	Base Number	Contract	AT	Region	England
% of FP17s for the same patient ID Re-attending within 3 months - Children	31	470	6.6%	10.2%	11.6%	12.0%
% of FP17s for the same patient ID Re-attending within 3 months - Adults	143	1,797	8.0%	15.3%	16.7%	15.9%
% of FP17s for the same patient ID Re-attending between 3 & 9 months - Children	135	470	28.7%	48.0%	47.3%	58.0%
% of FP17s for the same patient ID Re-attending between 3 & 9 months - Adults	392	1,797	21.8%	38.2%	38.3%	50.5%
% of FP17s for Band 1 Urgent Courses	189	2,168	8.7%	10.0%	10.5%	9.0%
% of FP17s Relating to Free Repair or Replacements	0	2,168	0.0%	0.6%	0.6%	0.8%
% of FP17s Relating to Continuations	0	2,168	0.0%	0.9%	0.8%	1.1%
% of Patients satisfied with the dentistry they have received	0	1	N/A	90.0%	89.0%	91.5%
% of Patients satisfied with the time they had to wait for an appointment	0	1	N/A	87.4%	84.2%	87.9%

* This is based on patients treated on this contract for their most recent course of treatment. Figures in italics indicate the base number of FP17s or Patient Questionnaire responses are less than 100. N/A is shown where the base number of responses is less than 10 during the period. % is calculated as Quantity/Base number*100

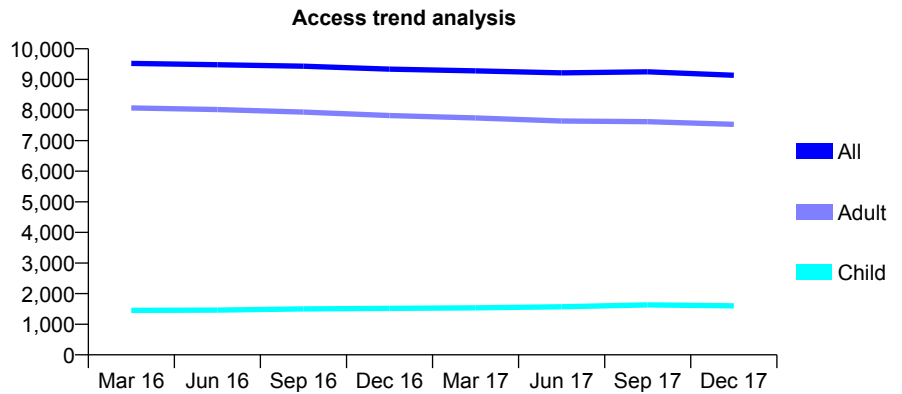
Q63 - Vital Signs At a Glance Contract Report for 855855/0001 - December 2017

Name or company name	MR F MIRZAI
Contract type name	GDS Contract
Purpose of contract	General
Contract start date	01/03/2008
Contract end date	

17/18 Contracted general activity (UDA)	31,000
Carry forward general activity (UDA)	850
17/18 Contracted orthodontic activity (UOA)	0
Carry forward orthodontic activity (UOA)	0
Baseline contract value	£935,282.32

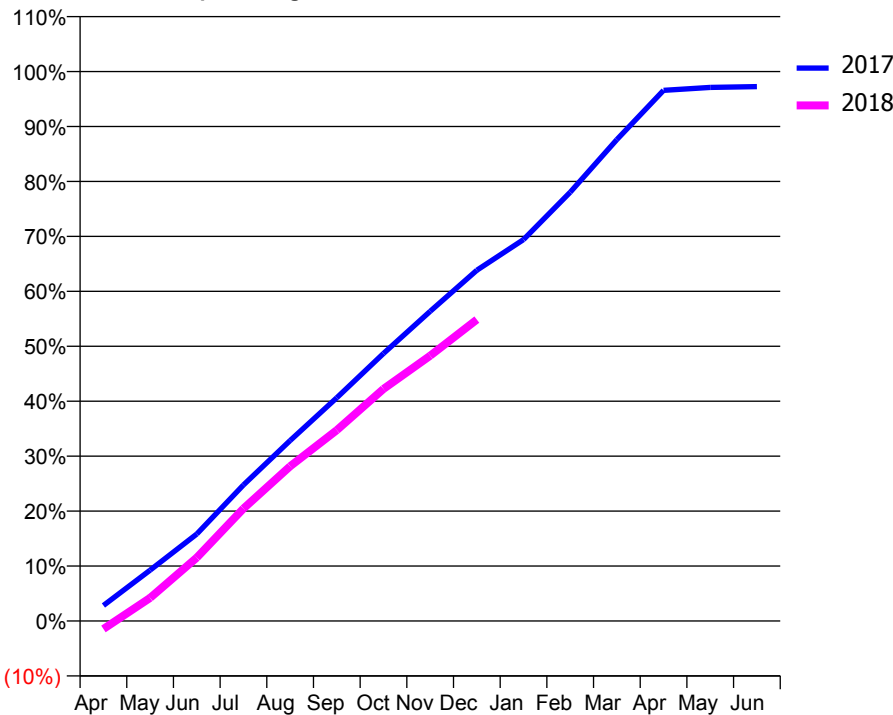
ACCESS*

Patients seen in 24 months	Total	Change since previous quarter
Quarter ending December 2016	9,336	
Quarter ending March 2017	9,278	→
Quarter ending June 2017	9,213	→
Quarter ending September 2017	9,247	→
Quarter ending December 2017	9,133	↓
Variance since December 2016	(2.2%)	↓



ACTIVITY

Cumulative percentage of contracted UDA delivered 2017 & 2018



Month	Adjusted Scheduled Activity (UDA)	
	2017	2018
April	873	-453
May	2,868	1,304
June	4,907	3,580
July	7,680	6,347
August	10,182	8,727
September	12,600	10,768
October	15,097	13,097
November	17,473	14,964
December	19,792	17,009
January	21,515	
February	24,191	
March	27,162	
April	29,939	
May	30,103	
June	30,150	

QUALITY

	Quantity	Base Number	Contract	AT	Region	England
% of FP17s for the same patient ID Re-attending within 3 months - Children	37	1,196	3.1%	10.2%	11.6%	12.0%
% of FP17s for the same patient ID Re-attending within 3 months - Adults	393	4,738	8.3%	15.3%	16.7%	15.9%
% of FP17s for the same patient ID Re-attending between 3 & 9 months - Children	401	1,196	33.5%	48.0%	47.3%	58.0%
% of FP17s for the same patient ID Re-attending between 3 & 9 months - Adults	1,254	4,738	26.5%	38.2%	38.3%	50.5%
% of FP17s for Band 1 Urgent Courses	244	5,335	4.6%	10.0%	10.5%	9.0%
% of FP17s Relating to Free Repair or Replacements	41	5,335	0.8%	0.6%	0.6%	0.8%
% of FP17s Relating to Continuations	56	5,335	1.0%	0.9%	0.8%	1.1%
% of Patients satisfied with the dentistry they have received	5	6	N/A	90.0%	89.0%	91.5%
% of Patients satisfied with the time they had to wait for an appointment	4	6	N/A	87.4%	84.2%	87.9%

* This is based on patients treated on this contract for their most recent course of treatment. Figures in italics indicate the base number of FP17s or Patient Questionnaire responses are less than 100. N/A is shown where the base number of responses is less than 10 during the period. % is calculated as Quantity/Base number*100

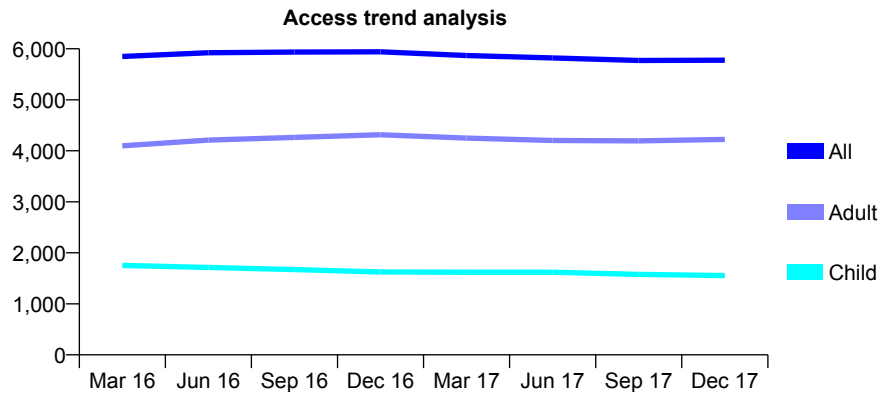
Q63 - Vital Signs At a Glance Contract Report for 858749/0001 - December 2017

Name or company name	MISS MR HARVEY
Contract type name	GDS Contract
Purpose of contract	General
Contract start date	11/09/2006
Contract end date	

17/18 Contracted general activity (UDA)	12,750
Carry forward general activity (UDA)	-255
17/18 Contracted orthodontic activity (UOA)	0
Carry forward orthodontic activity (UOA)	0
Baseline contract value	£322,691.76

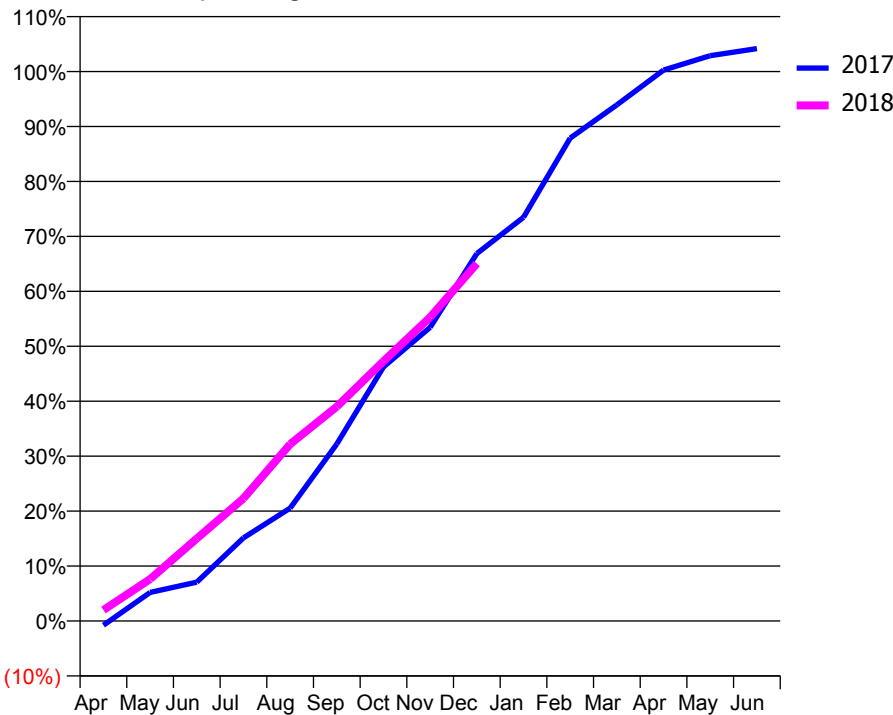
ACCESS*

Patients seen in 24 months	Total	Change since previous quarter
Quarter ending December 2016	5,940	
Quarter ending March 2017	5,868	↓
Quarter ending June 2017	5,822	→
Quarter ending September 2017	5,772	→
Quarter ending December 2017	5,777	→
Variance since December 2016	(2.7%)	↓



ACTIVITY

Cumulative percentage of contracted UDA delivered 2017 & 2018



Month	Adjusted Scheduled Activity (UDA)	
	2017	2018
April	-102	255
May	663	972
June	901	1,913
July	1,930	2,846
August	2,619	4,105
September	4,108	4,972
October	5,895	6,029
November	6,816	7,048
December	8,527	8,293
January	9,367	
February	11,206	
March	11,974	
April	12,783	
May	13,118	
June	13,281	

QUALITY

	Quantity	Base Number	Contract	AT	Region	England
% of FP17s for the same patient ID Re-attending within 3 months - Children	95	1,181	8.0%	10.2%	11.6%	12.0%
% of FP17s for the same patient ID Re-attending within 3 months - Adults	373	2,869	13.0%	15.3%	16.7%	15.9%
% of FP17s for the same patient ID Re-attending between 3 & 9 months - Children	378	1,181	32.0%	48.0%	47.3%	58.0%
% of FP17s for the same patient ID Re-attending between 3 & 9 months - Adults	802	2,869	28.0%	38.2%	38.3%	50.5%
% of FP17s for Band 1 Urgent Courses	338	3,550	9.5%	10.0%	10.5%	9.0%
% of FP17s Relating to Free Repair or Replacements	78	3,550	2.2%	0.6%	0.6%	0.8%
% of FP17s Relating to Continuations	20	3,550	0.6%	0.9%	0.8%	1.1%
% of Patients satisfied with the dentistry they have received	6	7	N/A	90.0%	89.0%	91.5%
% of Patients satisfied with the time they had to wait for an appointment	6	7	N/A	87.4%	84.2%	87.9%

* This is based on patients treated on this contract for their most recent course of treatment. Figures in italics indicate the base number of FP17s or Patient Questionnaire responses are less than 100. N/A is shown where the base number of responses is less than 10 during the period. % is calculated as Quantity/Base number*100

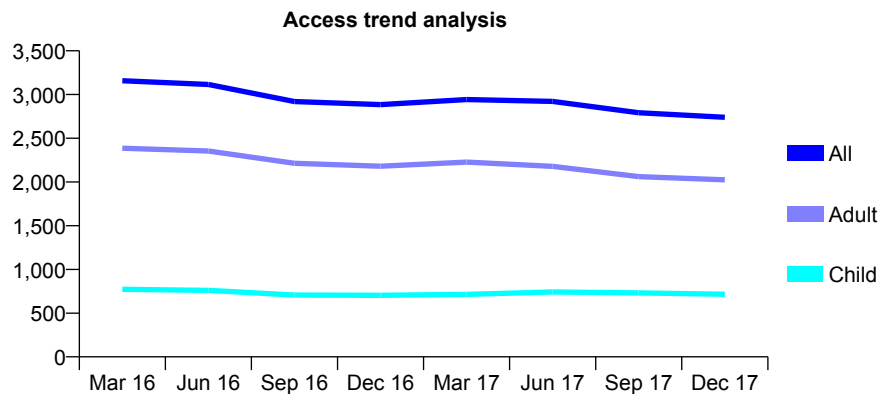
Q63 - Vital Signs At a Glance Contract Report for 859575/0001 - December 2017

Name or company name	Eltham Family Dental Practice
Contract type name	GDS Contract
Purpose of contract	General
Contract start date	17/07/2008
Contract end date	

17/18 Contracted general activity (UDA)	8,000
Carry forward general activity (UDA)	-160
17/18 Contracted orthodontic activity (UOA)	0
Carry forward orthodontic activity (UOA)	0
Baseline contract value	£214,830.34

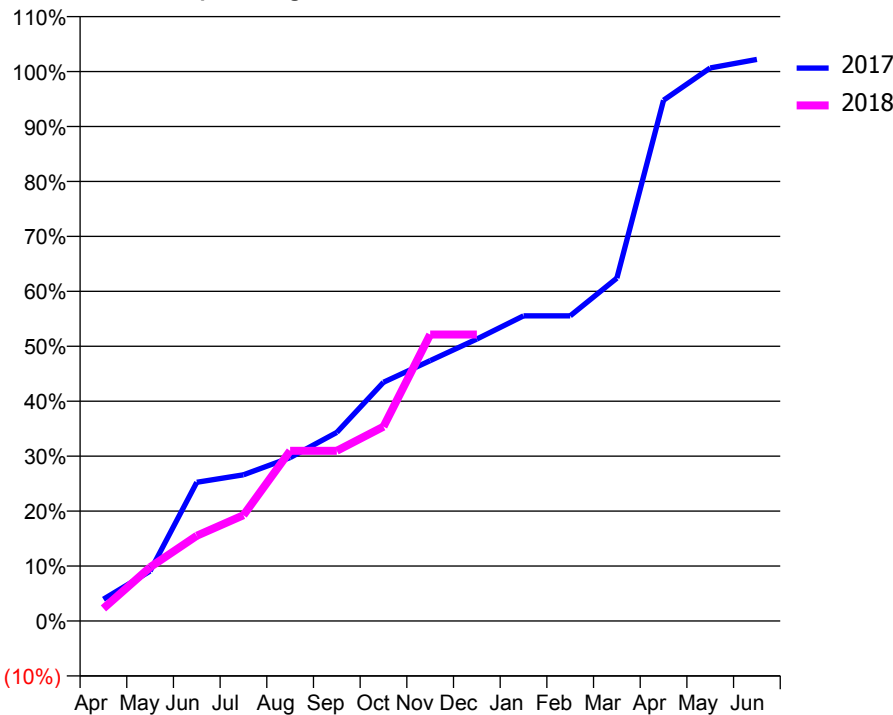
ACCESS*

Patients seen in 24 months	Total	Change since previous quarter
Quarter ending December 2016	2,884	
Quarter ending March 2017	2,942	↑
Quarter ending June 2017	2,921	→
Quarter ending September 2017	2,792	↓
Quarter ending December 2017	2,740	↓
Variance since December 2016	(5.0%)	↓



ACTIVITY

Cumulative percentage of contracted UDA delivered 2017 & 2018



Month	Adjusted Scheduled Activity (UDA)	
	2017	2018
April	317	184
May	726	784
June	2,021	1,242
July	2,128	1,541
August	2,380	2,478
September	2,746	2,478
October	3,477	2,829
November	3,791	4,172
December	4,105	4,172
January	4,443	
February	4,443	
March	4,993	
April	7,581	
May	8,052	
June	8,175	

QUALITY

	Quantity	Base Number	Contract	AT	Region	England
% of FP17s for the same patient ID Re-attending within 3 months - Children	48	769	6.2%	10.2%	11.6%	12.0%
% of FP17s for the same patient ID Re-attending within 3 months - Adults	290	1,926	15.1%	15.3%	16.7%	15.9%
% of FP17s for the same patient ID Re-attending between 3 & 9 months - Children	291	769	37.8%	48.0%	47.3%	58.0%
% of FP17s for the same patient ID Re-attending between 3 & 9 months - Adults	664	1,926	34.5%	38.2%	38.3%	50.5%
% of FP17s for Band 1 Urgent Courses	194	1,597	12.1%	10.0%	10.5%	9.0%
% of FP17s Relating to Free Repair or Replacements	1	1,597	0.1%	0.6%	0.6%	0.8%
% of FP17s Relating to Continuations	18	1,597	1.1%	0.9%	0.8%	1.1%
% of Patients satisfied with the dentistry they have received	1	1	N/A	90.0%	89.0%	91.5%
% of Patients satisfied with the time they had to wait for an appointment	1	1	N/A	87.4%	84.2%	87.9%

* This is based on patients treated on this contract for their most recent course of treatment. Figures in italics indicate the base number of FP17s or Patient Questionnaire responses are less than 100. N/A is shown where the base number of responses is less than 10 during the period. % is calculated as Quantity/Base number*100

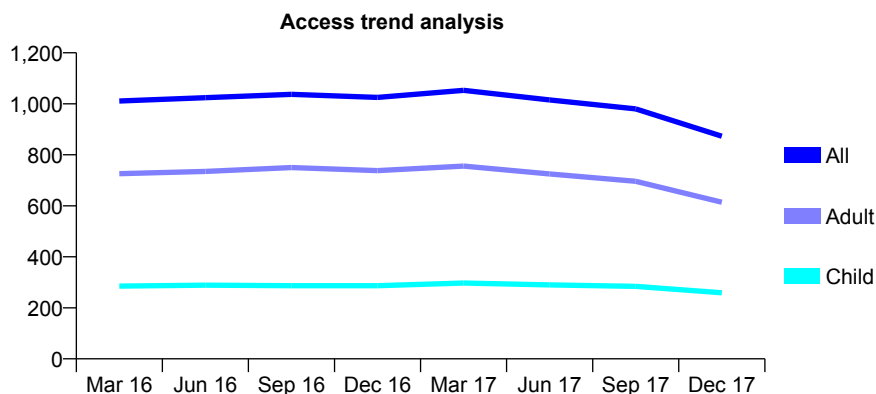
Q63 - Vital Signs At a Glance Contract Report for 863475/0001 - December 2017

Name or company name	MRS R SIVAKUMARAN
Contract type name	GDS Contract
Purpose of contract	General
Contract start date	01/04/2013
Contract end date	

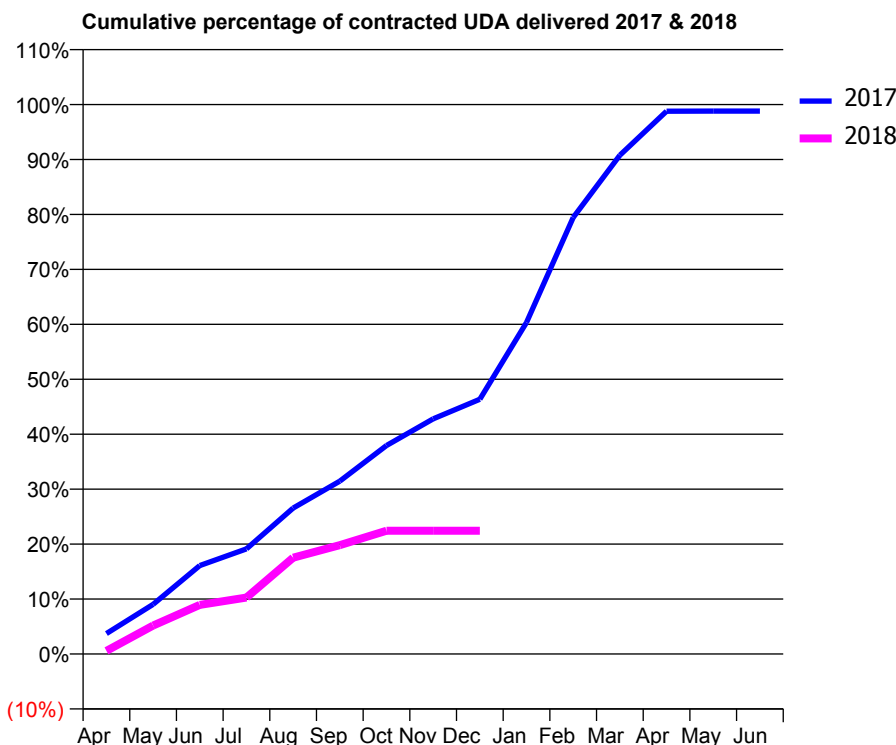
17/18 Contracted general activity (UDA)	4,200
Carry forward general activity (UDA)	50
17/18 Contracted orthodontic activity (UOA)	0
Carry forward orthodontic activity (UOA)	0
Baseline contract value	£114,899.54

ACCESS*

Patients seen in 24 months	Total	Change since previous quarter
Quarter ending December 2016	1,025	
Quarter ending March 2017	1,053	↑
Quarter ending June 2017	1,015	↓
Quarter ending September 2017	980	↓
Quarter ending December 2017	873	↓
Variance since December 2016	(14.8%)	↓



ACTIVITY



Month	Adjusted Scheduled Activity (UDA)	
	2017	2018
April	157	24
May	380	218
June	676	375
July	803	432
August	1,116	736
September	1,321	832
October	1,594	943
November	1,798	943
December	1,947	943
January	2,534	
February	3,336	
March	3,812	
April	4,149	
May	4,150	
June	4,150	

QUALITY

	Quantity	Base Number	Contract	AT	Region	England
% of FP17s for the same patient ID Re-attending within 3 months - Children	1	143	0.7%	10.2%	11.6%	12.0%
% of FP17s for the same patient ID Re-attending within 3 months - Adults	23	261	8.8%	15.3%	16.7%	15.9%
% of FP17s for the same patient ID Re-attending between 3 & 9 months - Children	67	143	46.9%	48.0%	47.3%	58.0%
% of FP17s for the same patient ID Re-attending between 3 & 9 months - Adults	85	261	32.6%	38.2%	38.3%	50.5%
% of FP17s for Band 1 Urgent Courses	38	348	10.9%	10.0%	10.5%	9.0%
% of FP17s Relating to Free Repair or Replacements	0	348	0.0%	0.6%	0.6%	0.8%
% of FP17s Relating to Continuations	0	348	0.0%	0.9%	0.8%	1.1%
% of Patients satisfied with the dentistry they have received	0	0	N/A	90.0%	89.0%	91.5%
% of Patients satisfied with the time they had to wait for an appointment	0	0	N/A	87.4%	84.2%	87.9%

* This is based on patients treated on this contract for their most recent course of treatment. Figures in italics indicate the base number of FP17s or Patient Questionnaire responses are less than 100. N/A is shown where the base number of responses is less than 10 during the period. % is calculated as Quantity/Base number*100

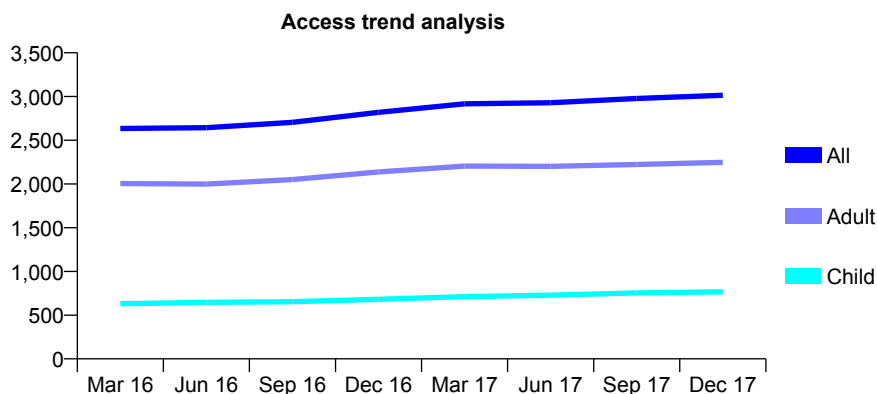
Q63 - Vital Signs At a Glance Contract Report for 875864/0001 - December 2017

Name or company name	MS MA KICZKA
Contract type name	GDS Contract
Purpose of contract	General
Contract start date	01/04/2013
Contract end date	

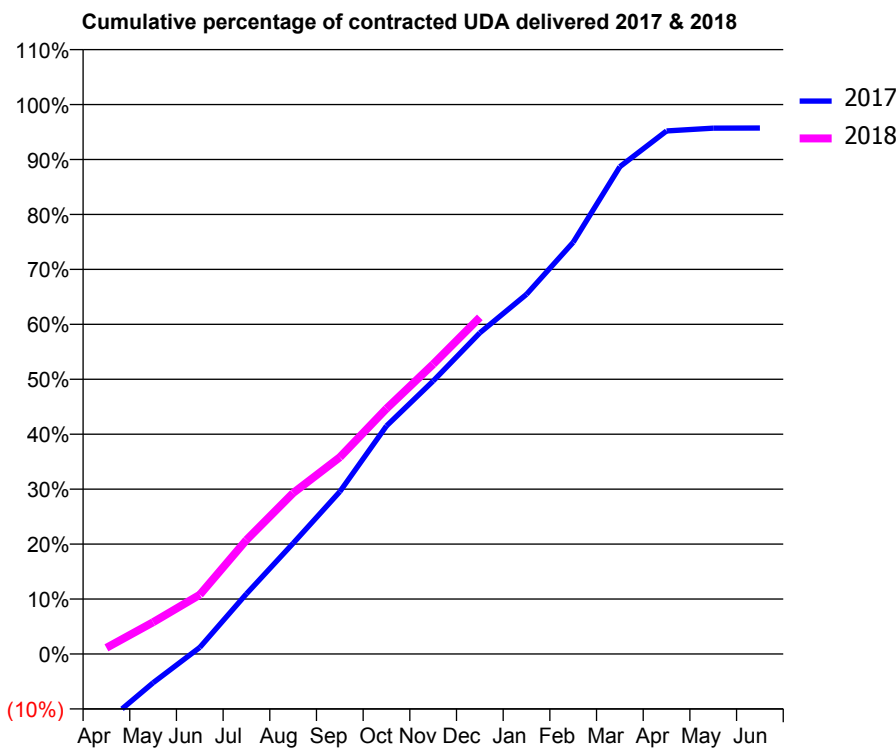
17/18 Contracted general activity (UDA)	9,300
Carry forward general activity (UDA)	0
17/18 Contracted orthodontic activity (UOA)	0
Carry forward orthodontic activity (UOA)	0
Baseline contract value	£224,382.58

ACCESS*

Patients seen in 24 months	Total	Change since previous quarter
Quarter ending December 2016	2,819	
Quarter ending March 2017	2,916	↑
Quarter ending June 2017	2,929	→
Quarter ending September 2017	2,977	→
Quarter ending December 2017	3,014	→
Variance since December 2016	6.9%	↑



ACTIVITY



Month	Adjusted Scheduled Activity (UDA)	
	2017	2018
April	-1,154	105
May	-488	538
June	111	1,003
July	1,018	1,930
August	1,873	2,724
September	2,748	3,330
October	3,859	4,154
November	4,622	4,905
December	5,436	5,697
January	6,088	
February	6,968	
March	8,248	
April	8,852	
May	8,900	
June	8,903	

QUALITY

	Quantity	Base Number	Contract	AT	Region	England
% of FP17s for the same patient ID Re-attending within 3 months - Children	51	538	9.5%	10.2%	11.6%	12.0%
% of FP17s for the same patient ID Re-attending within 3 months - Adults	292	1,611	18.1%	15.3%	16.7%	15.9%
% of FP17s for the same patient ID Re-attending between 3 & 9 months - Children	119	538	22.1%	48.0%	47.3%	58.0%
% of FP17s for the same patient ID Re-attending between 3 & 9 months - Adults	357	1,611	22.2%	38.2%	38.3%	50.5%
% of FP17s for Band 1 Urgent Courses	472	1,992	23.7%	10.0%	10.5%	9.0%
% of FP17s Relating to Free Repair or Replacements	31	1,992	1.6%	0.6%	0.6%	0.8%
% of FP17s Relating to Continuations	22	1,992	1.1%	0.9%	0.8%	1.1%
% of Patients satisfied with the dentistry they have received	3	3	N/A	90.0%	89.0%	91.5%
% of Patients satisfied with the time they had to wait for an appointment	3	3	N/A	87.4%	84.2%	87.9%

* This is based on patients treated on this contract for their most recent course of treatment. Figures in italics indicate the base number of FP17s or Patient Questionnaire responses are less than 100. N/A is shown where the base number of responses is less than 10 during the period. % is calculated as Quantity/Base number*100

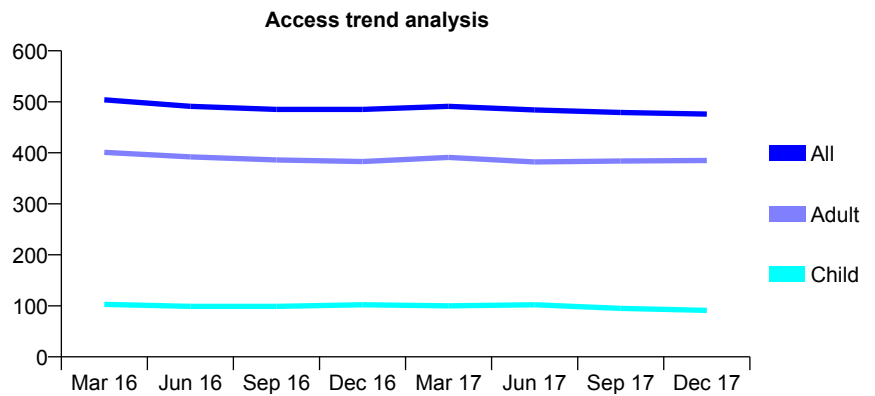
Q63 - Vital Signs At a Glance Contract Report for 890421/0001 - December 2017

Name or company name	MS M TADAION
Contract type name	GDS Contract
Purpose of contract	General
Contract start date	27/07/2011
Contract end date	

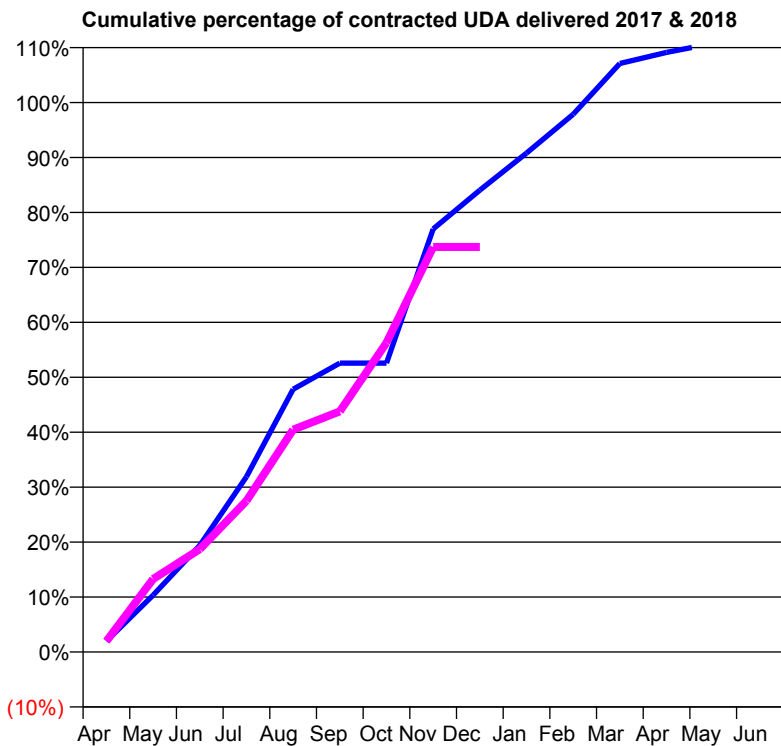
17/18 Contracted general activity (UDA)	910
Carry forward general activity (UDA)	-18
17/18 Contracted orthodontic activity (UOA)	0
Carry forward orthodontic activity (UOA)	0
Baseline contract value	£25,388.17

ACCESS*

Patients seen in 24 months	Total	Change since previous quarter
Quarter ending December 2016	485	
Quarter ending March 2017	491	→
Quarter ending June 2017	484	↓
Quarter ending September 2017	479	↓
Quarter ending December 2017	476	→
Variance since December 2016	(1.9%)	↓



ACTIVITY



Month	Adjusted Scheduled Activity (UDA)	
	2017	2018
April	18	18
May	94	121
June	177	170
July	290	250
August	435	368
September	478	398
October	478	512
November	701	671
December	765	671
January	826	
February	891	
March	975	
April	993	
May	1,008	
June	1,008	

QUALITY

	Quantity	Base Number	Contract	AT	Region	England
% of FP17s for the same patient ID Re-attending within 3 months - Children	3	90	3.3%	10.2%	11.6%	12.0%
% of FP17s for the same patient ID Re-attending within 3 months - Adults	18	210	8.6%	15.3%	16.7%	15.9%
% of FP17s for the same patient ID Re-attending between 3 & 9 months - Children	52	90	57.8%	48.0%	47.3%	58.0%
% of FP17s for the same patient ID Re-attending between 3 & 9 months - Adults	69	210	32.9%	38.2%	38.3%	50.5%
% of FP17s for Band 1 Urgent Courses	24	275	8.7%	10.0%	10.5%	9.0%
% of FP17s Relating to Free Repair or Replacements	0	275	0.0%	0.6%	0.6%	0.8%
% of FP17s Relating to Continuations	0	275	0.0%	0.9%	0.8%	1.1%
% of Patients satisfied with the dentistry they have received	0	0	N/A	90.0%	89.0%	91.5%
% of Patients satisfied with the time they had to wait for an appointment	0	0	N/A	87.4%	84.2%	87.9%

* This is based on patients treated on this contract for their most recent course of treatment. Figures in italics indicate the base number of FP17s or Patient Questionnaire responses are less than 100. N/A is shown where the base number of responses is less than 10 during the period. % is calculated as Quantity/Base number*100

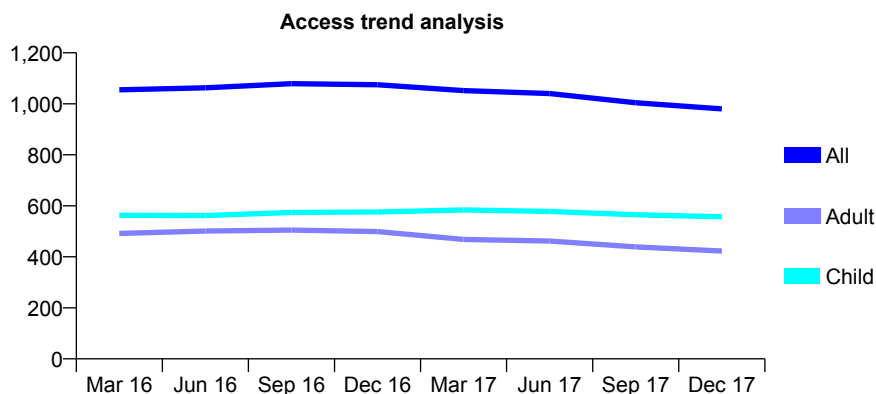
Q63 - Vital Signs At a Glance Contract Report for 905836/0001 - December 2017

Name or company name	MRS JB JONES
Contract type name	GDS Contract
Purpose of contract	General
Contract start date	01/04/2006
Contract end date	

17/18 Contracted general activity (UDA)	2,250
Carry forward general activity (UDA)	-45
17/18 Contracted orthodontic activity (UOA)	0
Carry forward orthodontic activity (UOA)	0
Baseline contract value	£59,635.99

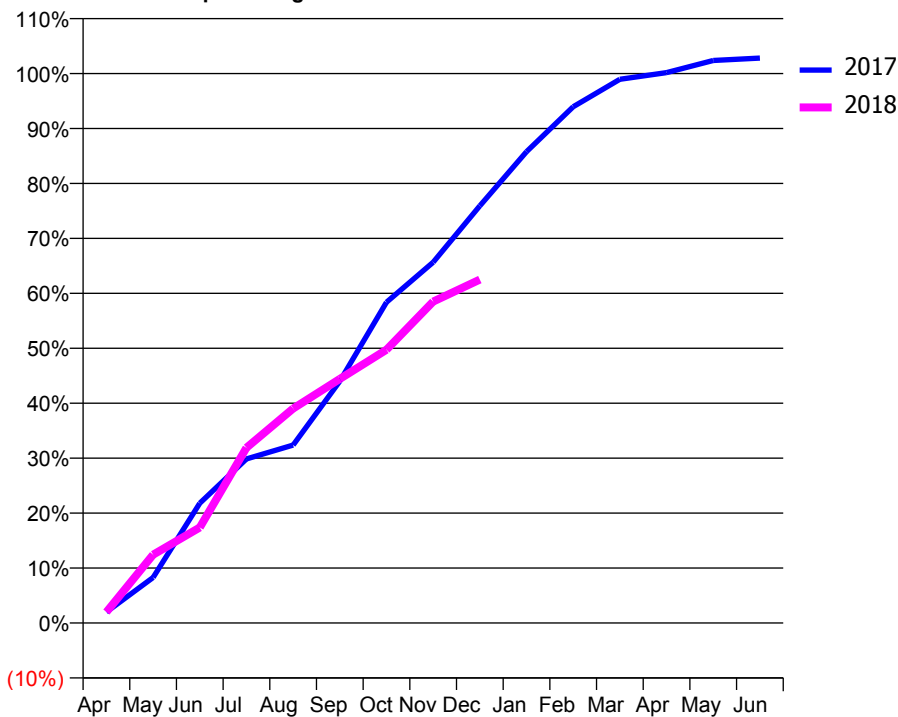
ACCESS*

Patients seen in 24 months	Total	Change since previous quarter
Quarter ending December 2016	1,075	
Quarter ending March 2017	1,052	↓
Quarter ending June 2017	1,040	↓
Quarter ending September 2017	1,004	↓
Quarter ending December 2017	980	↓
Variance since December 2016	(8.8%)	↓



ACTIVITY

Cumulative percentage of contracted UDA delivered 2017 & 2018



Month	Adjusted Scheduled Activity (UDA)	
	2017	2018
April	45	45
May	187	280
June	491	391
July	672	718
August	729	878
September	990	999
October	1,314	1,119
November	1,477	1,316
December	1,708	1,406
January	1,930	
February	2,114	
March	2,227	
April	2,254	
May	2,303	
June	2,313	

QUALITY

	Quantity	Base Number	Contract	AT	Region	England
% of FP17s for the same patient ID Re-attending within 3 months - Children	44	609	7.2%	10.2%	11.6%	12.0%
% of FP17s for the same patient ID Re-attending within 3 months - Adults	54	279	19.4%	15.3%	16.7%	15.9%
% of FP17s for the same patient ID Re-attending between 3 & 9 months - Children	392	609	64.4%	48.0%	47.3%	58.0%
% of FP17s for the same patient ID Re-attending between 3 & 9 months - Adults	136	279	48.7%	38.2%	38.3%	50.5%
% of FP17s for Band 1 Urgent Courses	55	818	6.7%	10.0%	10.5%	9.0%
% of FP17s Relating to Free Repair or Replacements	2	818	0.2%	0.6%	0.6%	0.8%
% of FP17s Relating to Continuations	4	818	0.5%	0.9%	0.8%	1.1%
% of Patients satisfied with the dentistry they have received	0	0	N/A	90.0%	89.0%	91.5%
% of Patients satisfied with the time they had to wait for an appointment	0	0	N/A	87.4%	84.2%	87.9%

* This is based on patients treated on this contract for their most recent course of treatment. Figures in italics indicate the base number of FP17s or Patient Questionnaire responses are less than 100. N/A is shown where the base number of responses is less than 10 during the period. % is calculated as Quantity/Base number*100

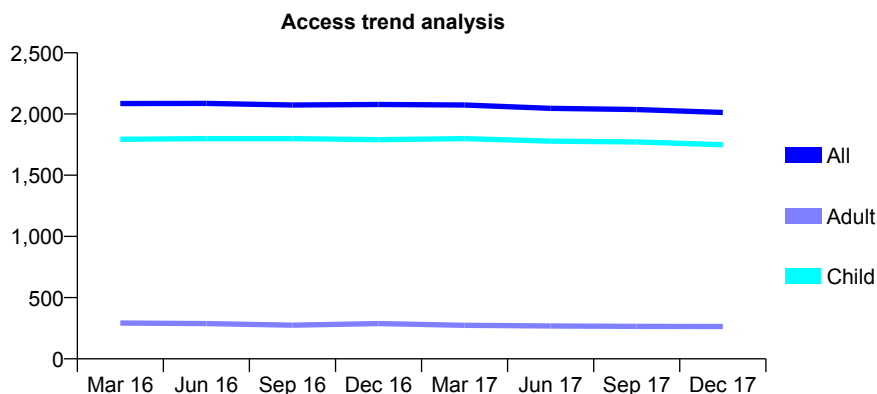
Q63 - Vital Signs At a Glance Contract Report for 908495/0001 - December 2017

Name or company name	Mr Sanjay Patel
Contract type name	GDS Contract
Purpose of contract	General
Contract start date	01/04/2006
Contract end date	

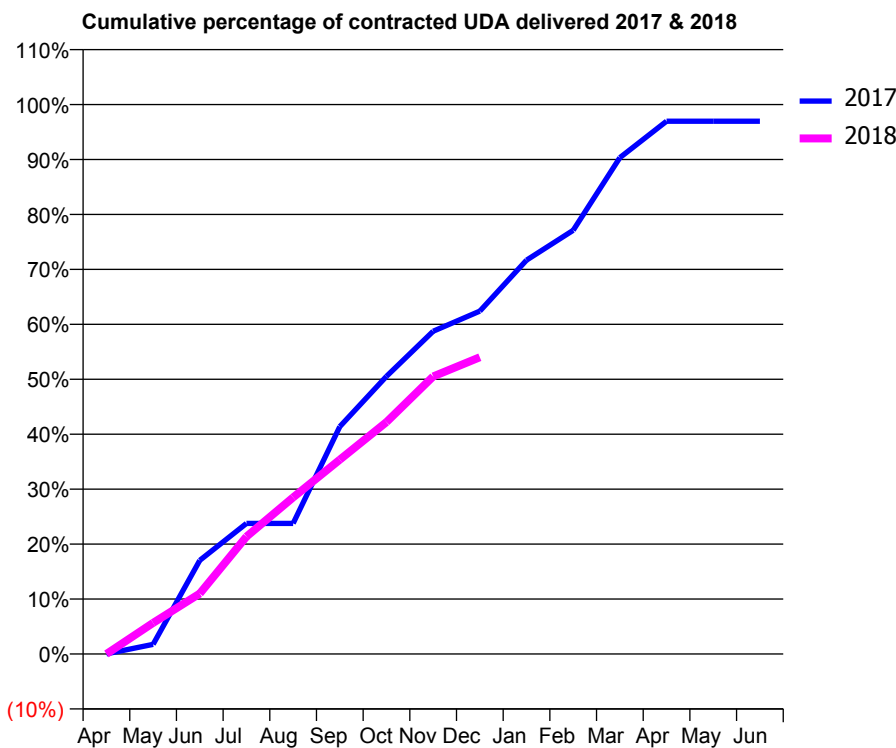
17/18 Contracted general activity (UDA)	4,427
Carry forward general activity (UDA)	135
17/18 Contracted orthodontic activity (UOA)	0
Carry forward orthodontic activity (UOA)	0
Baseline contract value	£105,953.64

ACCESS*

Patients seen in 24 months	Total	Change since previous quarter
Quarter ending December 2016	2,078	
Quarter ending March 2017	2,073	→
Quarter ending June 2017	2,046	↓
Quarter ending September 2017	2,037	→
Quarter ending December 2017	2,013	↓
Variance since December 2016	(3.1%)	↓



ACTIVITY



Month	Adjusted Scheduled Activity (UDA)	
	2017	2018
April	1	0
May	78	251
June	755	487
July	1,052	946
August	1,052	1,262
September	1,832	1,566
October	2,237	1,869
November	2,600	2,236
December	2,762	2,391
January	3,172	
February	3,414	
March	3,999	
April	4,292	
May	4,292	
June	4,292	

QUALITY

	Quantity	Base Number	Contract	AT	Region	England
% of FP17s for the same patient ID Re-attending within 3 months - Children	136	2,061	6.6%	10.2%	11.6%	12.0%
% of FP17s for the same patient ID Re-attending within 3 months - Adults	0	93	0.0%	15.3%	16.7%	15.9%
% of FP17s for the same patient ID Re-attending between 3 & 9 months - Children	1,424	2,061	69.1%	48.0%	47.3%	58.0%
% of FP17s for the same patient ID Re-attending between 3 & 9 months - Adults	70	93	75.3%	38.2%	38.3%	50.5%
% of FP17s for Band 1 Urgent Courses	30	1,977	1.5%	10.0%	10.5%	9.0%
% of FP17s Relating to Free Repair or Replacements	0	1,977	0.0%	0.6%	0.6%	0.8%
% of FP17s Relating to Continuations	2	1,977	0.1%	0.9%	0.8%	1.1%
% of Patients satisfied with the dentistry they have received	1	1	N/A	90.0%	89.0%	91.5%
% of Patients satisfied with the time they had to wait for an appointment	0	1	N/A	87.4%	84.2%	87.9%

* This is based on patients treated on this contract for their most recent course of treatment. Figures in italics indicate the base number of FP17s or Patient Questionnaire responses are less than 100. N/A is shown where the base number of responses is less than 10 during the period. % is calculated as Quantity/Base number*100

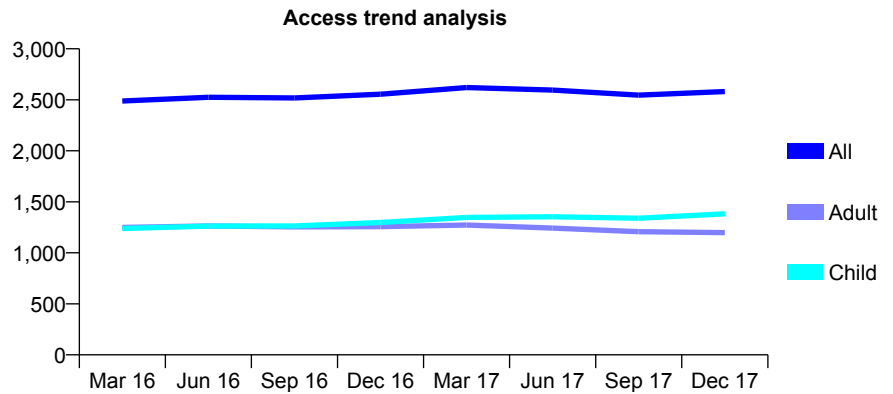
Q63 - Vital Signs At a Glance Contract Report for 909548/0001 - December 2017

Name or company name	MR HS KALSI
Contract type name	GDS Contract
Purpose of contract	General and Orthodontic
Contract start date	01/04/2006
Contract end date	

17/18 Contracted general activity (UDA)	7,537
Carry forward general activity (UDA)	250
17/18 Contracted orthodontic activity (UOA)	134
Carry forward orthodontic activity (UOA)	0
Baseline contract value	£210,763.24

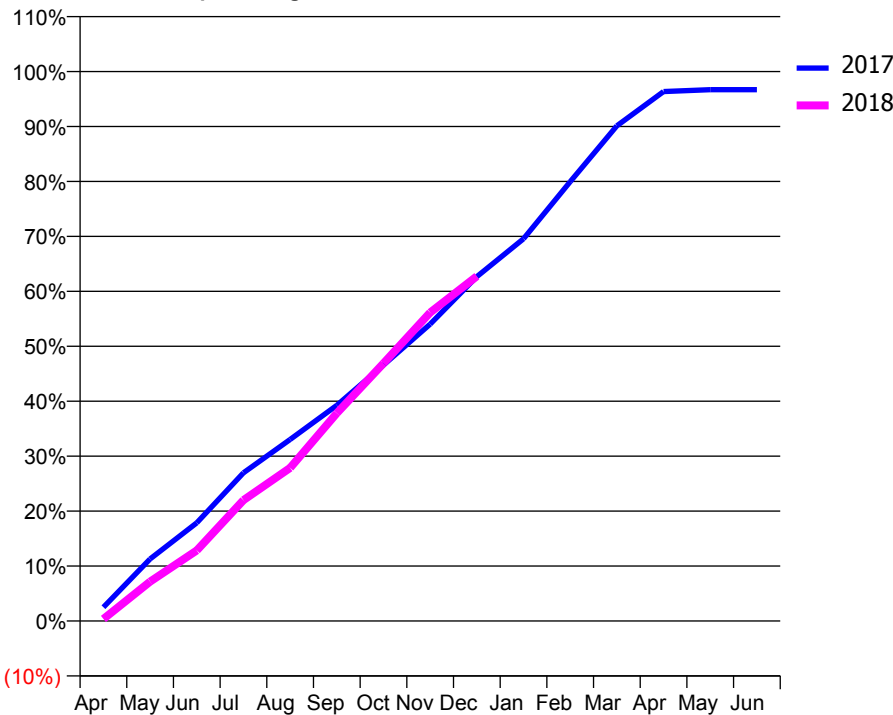
ACCESS*

Patients seen in 24 months	Total	Change since previous quarter
Quarter ending December 2016	2,555	
Quarter ending March 2017	2,620	↑
Quarter ending June 2017	2,596	→
Quarter ending September 2017	2,546	↓
Quarter ending December 2017	2,581	→
Variance since December 2016	1.0%	→



ACTIVITY

Cumulative percentage of contracted UDA delivered 2017 & 2018



Month	Adjusted Scheduled Activity (UDA)	
	2017	2018
April	190	29
May	852	540
June	1,348	968
July	2,033	1,659
August	2,491	2,100
September	2,959	2,851
October	3,511	3,535
November	4,071	4,232
December	4,723	4,729
January	5,243	
February	6,026	
March	6,792	
April	7,263	
May	7,287	
June	7,287	

QUALITY

	Quantity	Base Number	Contract	AT	Region	England
% of FP17s for the same patient ID Re-attending within 3 months - Children	143	1,619	8.8%	10.2%	11.6%	12.0%
% of FP17s for the same patient ID Re-attending within 3 months - Adults	125	1,054	11.9%	15.3%	16.7%	15.9%
% of FP17s for the same patient ID Re-attending between 3 & 9 months - Children	1,005	1,619	62.1%	48.0%	47.3%	58.0%
% of FP17s for the same patient ID Re-attending between 3 & 9 months - Adults	511	1,054	48.5%	38.2%	38.3%	50.5%
% of FP17s for Band 1 Urgent Courses	115	2,385	4.8%	10.0%	10.5%	9.0%
% of FP17s Relating to Free Repair or Replacements	9	2,385	0.4%	0.6%	0.6%	0.8%
% of FP17s Relating to Continuations	4	2,385	0.2%	0.9%	0.8%	1.1%
% of Patients satisfied with the dentistry they have received	1	1	N/A	90.0%	89.0%	91.5%
% of Patients satisfied with the time they had to wait for an appointment	1	1	N/A	87.4%	84.2%	87.9%

* This is based on patients treated on this contract for their most recent course of treatment. Figures in italics indicate the base number of FP17s or Patient Questionnaire responses are less than 100. N/A is shown where the base number of responses is less than 10 during the period. % is calculated as Quantity/Base number*100

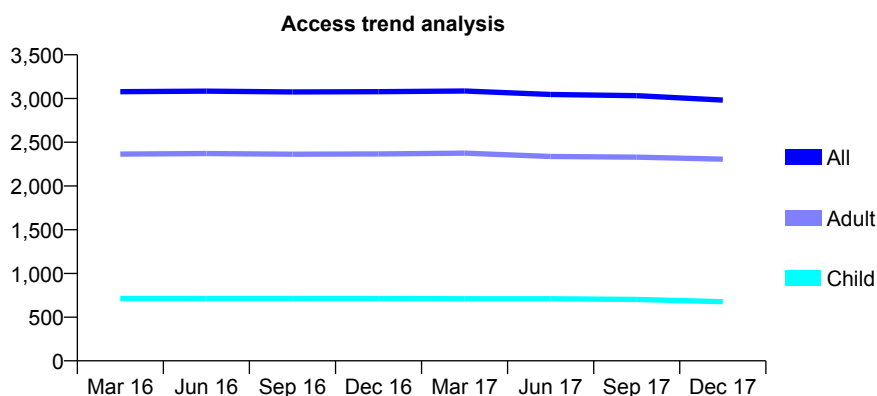
Q63 - Vital Signs At a Glance Contract Report for 910139/0001 - December 2017

Name or company name	Richard Milner, Nadeem Jawaid
Contract type name	GDS Contract
Purpose of contract	General
Contract start date	01/04/2006
Contract end date	

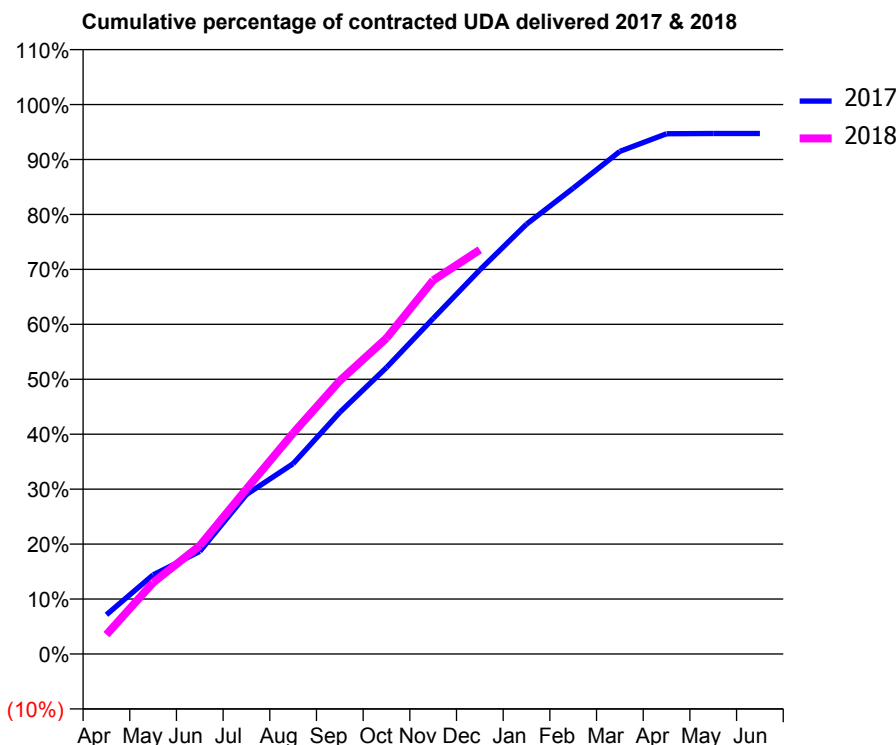
17/18 Contracted general activity (UDA)	7,000
Carry forward general activity (UDA)	0
17/18 Contracted orthodontic activity (UOA)	0
Carry forward orthodontic activity (UOA)	0
Baseline contract value	£169,915.46

ACCESS*

Patients seen in 24 months	Total	Change since previous quarter
Quarter ending December 2016	3,079	
Quarter ending March 2017	3,086	→
Quarter ending June 2017	3,047	↓
Quarter ending September 2017	3,032	→
Quarter ending December 2017	2,983	↓
Variance since December 2016	(3.1%)	↓



ACTIVITY



Month	Adjusted Scheduled Activity (UDA)	
	2017	2018
April	501	247
May	1,008	909
June	1,307	1,381
July	2,032	2,103
August	2,425	2,814
September	3,078	3,481
October	3,650	4,024
November	4,274	4,760
December	4,893	5,149
January	5,475	
February	5,935	
March	6,403	
April	6,627	
May	6,630	
June	6,630	

QUALITY

	Quantity	Base Number	Contract	AT	Region	England
% of FP17s for the same patient ID Re-attending within 3 months - Children	36	773	4.7%	10.2%	11.6%	12.0%
% of FP17s for the same patient ID Re-attending within 3 months - Adults	307	1,879	16.3%	15.3%	16.7%	15.9%
% of FP17s for the same patient ID Re-attending between 3 & 9 months - Children	468	773	60.5%	48.0%	47.3%	58.0%
% of FP17s for the same patient ID Re-attending between 3 & 9 months - Adults	507	1,879	27.0%	38.2%	38.3%	50.5%
% of FP17s for Band 1 Urgent Courses	294	2,501	11.8%	10.0%	10.5%	9.0%
% of FP17s Relating to Free Repair or Replacements	8	2,501	0.3%	0.6%	0.6%	0.8%
% of FP17s Relating to Continuations	38	2,501	1.5%	0.9%	0.8%	1.1%
% of Patients satisfied with the dentistry they have received	0	0	N/A	90.0%	89.0%	91.5%
% of Patients satisfied with the time they had to wait for an appointment	0	0	N/A	87.4%	84.2%	87.9%

* This is based on patients treated on this contract for their most recent course of treatment. Figures in italics indicate the base number of FP17s or Patient Questionnaire responses are less than 100. N/A is shown where the base number of responses is less than 10 during the period. % is calculated as Quantity/Base number*100

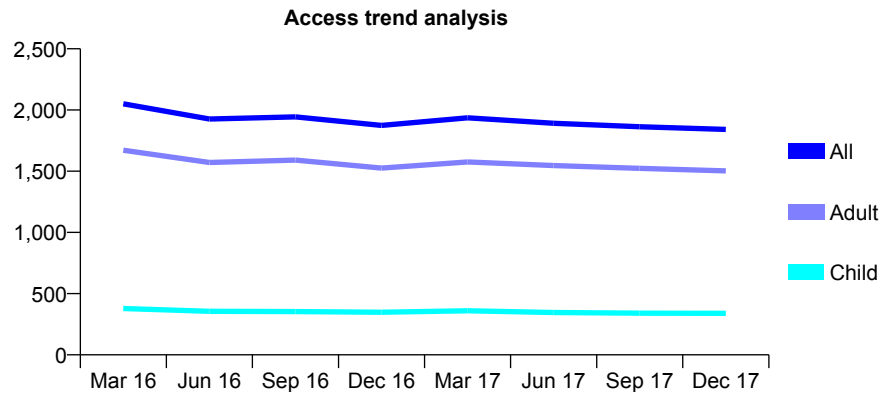
Q63 - Vital Signs At a Glance Contract Report for 913944/0001 - December 2017

Name or company name	MR MT WONG
Contract type name	GDS Contract
Purpose of contract	General
Contract start date	01/04/2006
Contract end date	

17/18 Contracted general activity (UDA)	4,300
Carry forward general activity (UDA)	-86
17/18 Contracted orthodontic activity (UOA)	0
Carry forward orthodontic activity (UOA)	0
Baseline contract value	£122,554.30

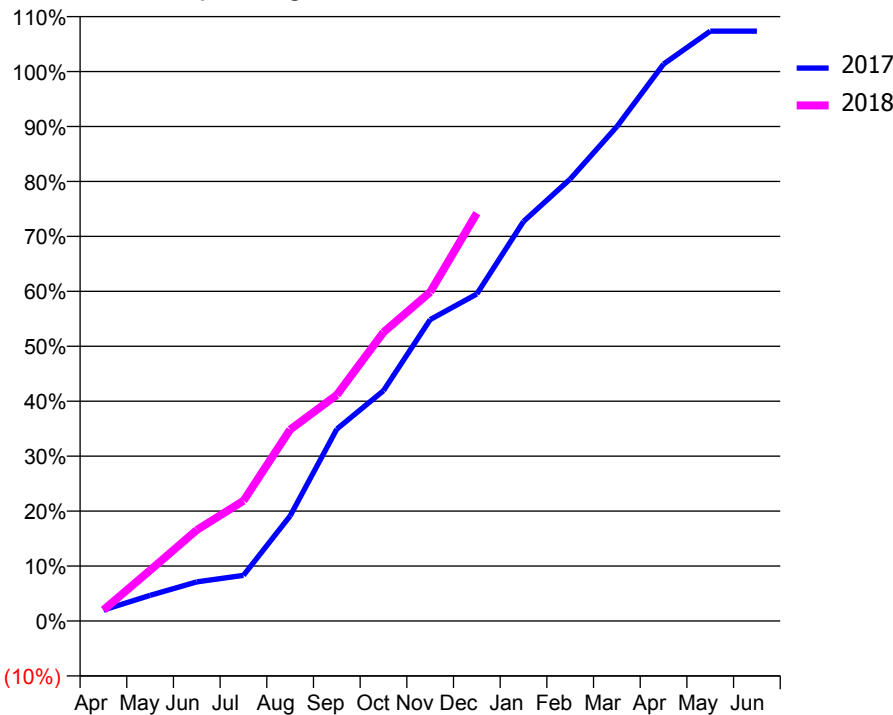
ACCESS*

Patients seen in 24 months	Total	Change since previous quarter
Quarter ending December 2016	1,874	
Quarter ending March 2017	1,936	↑
Quarter ending June 2017	1,892	↓
Quarter ending September 2017	1,863	↓
Quarter ending December 2017	1,842	↓
Variance since December 2016	(1.7%)	↓



ACTIVITY

Cumulative percentage of contracted UDA delivered 2017 & 2018



Month	Adjusted Scheduled Activity (UDA)	
	2017	2018
April	86	86
May	200	397
June	306	713
July	357	941
August	823	1,498
September	1,502	1,769
October	1,803	2,259
November	2,359	2,574
December	2,559	3,191
January	3,127	
February	3,459	
March	3,869	
April	4,359	
May	4,615	
June	4,615	

QUALITY

	Quantity	Base Number	Contract	AT	Region	England
% of FP17s for the same patient ID Re-attending within 3 months - Children	20	271	7.4%	10.2%	11.6%	12.0%
% of FP17s for the same patient ID Re-attending within 3 months - Adults	197	1,415	13.9%	15.3%	16.7%	15.9%
% of FP17s for the same patient ID Re-attending between 3 & 9 months - Children	92	271	33.9%	48.0%	47.3%	58.0%
% of FP17s for the same patient ID Re-attending between 3 & 9 months - Adults	602	1,415	42.5%	38.2%	38.3%	50.5%
% of FP17s for Band 1 Urgent Courses	31	1,384	2.2%	10.0%	10.5%	9.0%
% of FP17s Relating to Free Repair or Replacements	17	1,384	1.2%	0.6%	0.6%	0.8%
% of FP17s Relating to Continuations	6	1,384	0.4%	0.9%	0.8%	1.1%
% of Patients satisfied with the dentistry they have received	0	1	N/A	90.0%	89.0%	91.5%
% of Patients satisfied with the time they had to wait for an appointment	1	1	N/A	87.4%	84.2%	87.9%

* This is based on patients treated on this contract for their most recent course of treatment. Figures in italics indicate the base number of FP17s or Patient Questionnaire responses are less than 100. N/A is shown where the base number of responses is less than 10 during the period. % is calculated as Quantity/Base number*100

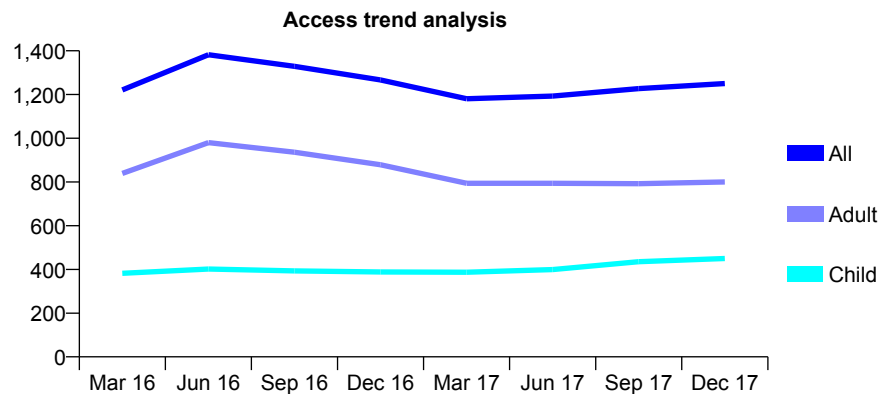
Q63 - Vital Signs At a Glance Contract Report for 914967/0001 - December 2017

Name or company name	MR JS SOKHI
Contract type name	GDS Contract
Purpose of contract	General
Contract start date	01/04/2006
Contract end date	

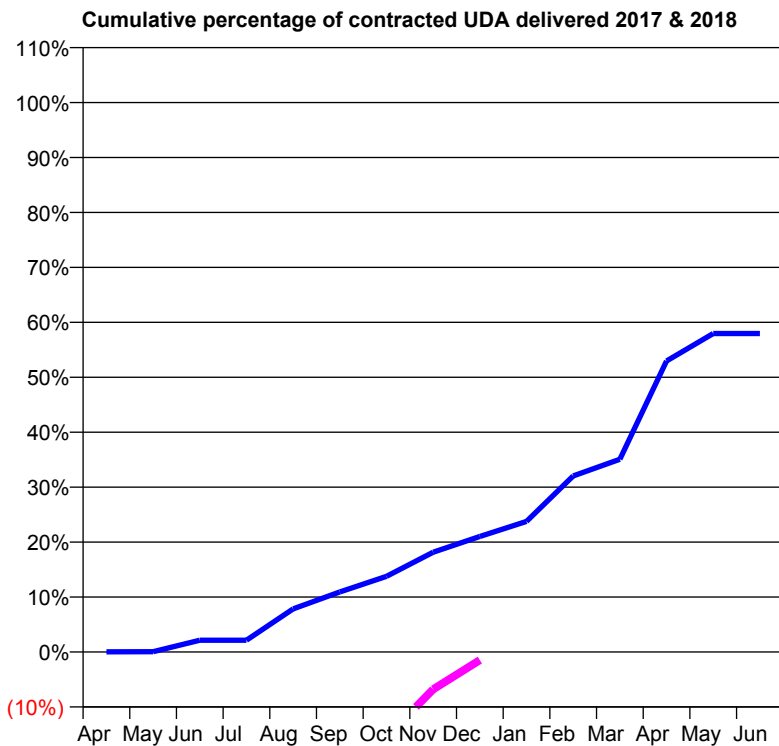
17/18 Contracted general activity (UDA)	6,166
Carry forward general activity (UDA)	2,593
17/18 Contracted orthodontic activity (UOA)	0
Carry forward orthodontic activity (UOA)	0
Baseline contract value	£179,568.64

ACCESS*

Patients seen in 24 months	Total	Change since previous quarter
Quarter ending December 2016	1,267	
Quarter ending March 2017	1,181	↓
Quarter ending June 2017	1,193	→
Quarter ending September 2017	1,227	↑
Quarter ending December 2017	1,250	→
Variance since December 2016	(1.3%)	↓



ACTIVITY



Month	Adjusted Scheduled Activity (UDA)	
	2017	2018
April	2	-2,582
May	4	-2,576
June	133	-2,492
July	133	-2,315
August	483	-1,924
September	674	-1,402
October	849	-959
November	1,120	-420
December	1,296	-92
January	1,465	
February	1,976	
March	2,162	
April	3,266	
May	3,573	
June	3,573	

QUALITY

	Quantity	Base Number	Contract	AT	Region	England
% of FP17s for the same patient ID Re-attending within 3 months - Children	127	641	19.8%	10.2%	11.6%	12.0%
% of FP17s for the same patient ID Re-attending within 3 months - Adults	68	675	10.1%	15.3%	16.7%	15.9%
% of FP17s for the same patient ID Re-attending between 3 & 9 months - Children	297	641	46.3%	48.0%	47.3%	58.0%
% of FP17s for the same patient ID Re-attending between 3 & 9 months - Adults	224	675	33.2%	38.2%	38.3%	50.5%
% of FP17s for Band 1 Urgent Courses	1	1,030	0.1%	10.0%	10.5%	9.0%
% of FP17s Relating to Free Repair or Replacements	6	1,030	0.6%	0.6%	0.6%	0.8%
% of FP17s Relating to Continuations	3	1,030	0.3%	0.9%	0.8%	1.1%
% of Patients satisfied with the dentistry they have received	0	0	N/A	90.0%	89.0%	91.5%
% of Patients satisfied with the time they had to wait for an appointment	0	0	N/A	87.4%	84.2%	87.9%

* This is based on patients treated on this contract for their most recent course of treatment. Figures in italics indicate the base number of FP17s or Patient Questionnaire responses are less than 100. N/A is shown where the base number of responses is less than 10 during the period. % is calculated as Quantity/Base number*100

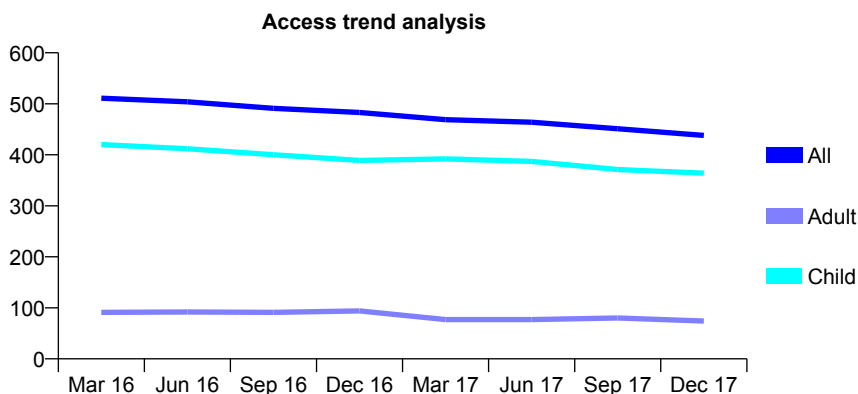
Q63 - Vital Signs At a Glance Contract Report for 917583/0001 - December 2017

Name or company name	MR A KERSCHBAUMER
Contract type name	GDS Contract
Purpose of contract	General
Contract start date	01/04/2006
Contract end date	

17/18 Contracted general activity (UDA)	1,279
Carry forward general activity (UDA)	0
17/18 Contracted orthodontic activity (UOA)	0
Carry forward orthodontic activity (UOA)	0
Baseline contract value	£27,417.05

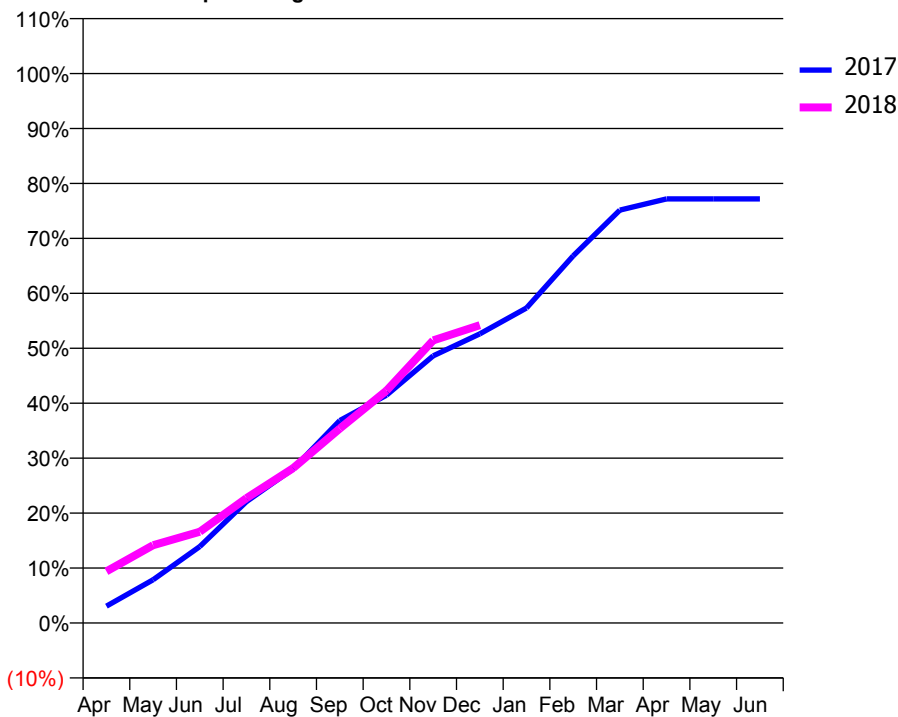
ACCESS*

Patients seen in 24 months	Total	Change since previous quarter
Quarter ending December 2016	483	
Quarter ending March 2017	469	↓
Quarter ending June 2017	464	↓
Quarter ending September 2017	451	↓
Quarter ending December 2017	438	↓
Variance since December 2016	(9.3%)	↓



ACTIVITY

Cumulative percentage of contracted UDA delivered 2017 & 2018



Month	Adjusted Scheduled Activity (UDA)	
	2017	2018
April	39	120
May	101	181
June	178	212
July	283	291
August	359	361
September	471	453
October	530	541
November	622	658
December	673	693
January	733	
February	855	
March	961	
April	987	
May	987	
June	987	

QUALITY

	Quantity	Base Number	Contract	AT	Region	England
% of FP17s for the same patient ID Re-attending within 3 months - Children	25	392	6.4%	10.2%	11.6%	12.0%
% of FP17s for the same patient ID Re-attending within 3 months - Adults	1	24	4.2%	15.3%	16.7%	15.9%
% of FP17s for the same patient ID Re-attending between 3 & 9 months - Children	230	392	58.7%	48.0%	47.3%	58.0%
% of FP17s for the same patient ID Re-attending between 3 & 9 months - Adults	13	24	54.2%	38.2%	38.3%	50.5%
% of FP17s for Band 1 Urgent Courses	16	400	4.0%	10.0%	10.5%	9.0%
% of FP17s Relating to Free Repair or Replacements	0	400	0.0%	0.6%	0.6%	0.8%
% of FP17s Relating to Continuations	5	400	1.3%	0.9%	0.8%	1.1%
% of Patients satisfied with the dentistry they have received	1	1	N/A	90.0%	89.0%	91.5%
% of Patients satisfied with the time they had to wait for an appointment	1	1	N/A	87.4%	84.2%	87.9%

* This is based on patients treated on this contract for their most recent course of treatment. Figures in italics indicate the base number of FP17s or Patient Questionnaire responses are less than 100. N/A is shown where the base number of responses is less than 10 during the period. % is calculated as Quantity/Base number*100

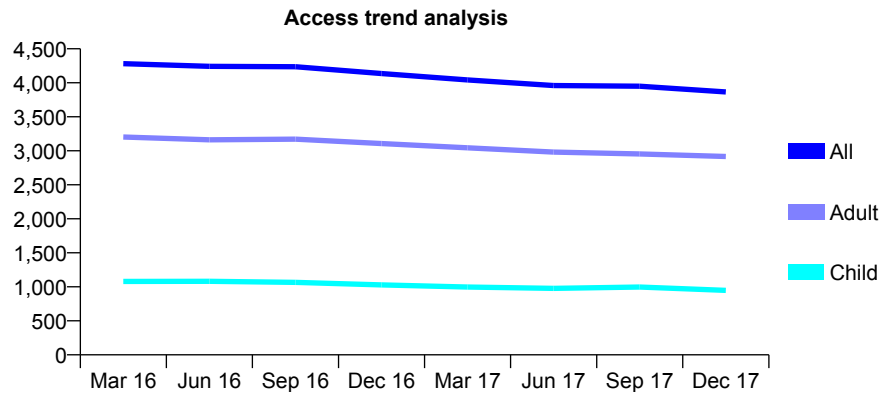
Q63 - Vital Signs At a Glance Contract Report for 917737/0001 - December 2017

Name or company name	MR JC HEALY
Contract type name	GDS Contract
Purpose of contract	General
Contract start date	01/04/2006
Contract end date	

17/18 Contracted general activity (UDA)	13,000
Carry forward general activity (UDA)	0
17/18 Contracted orthodontic activity (UOA)	0
Carry forward orthodontic activity (UOA)	0
Baseline contract value	£304,666.75

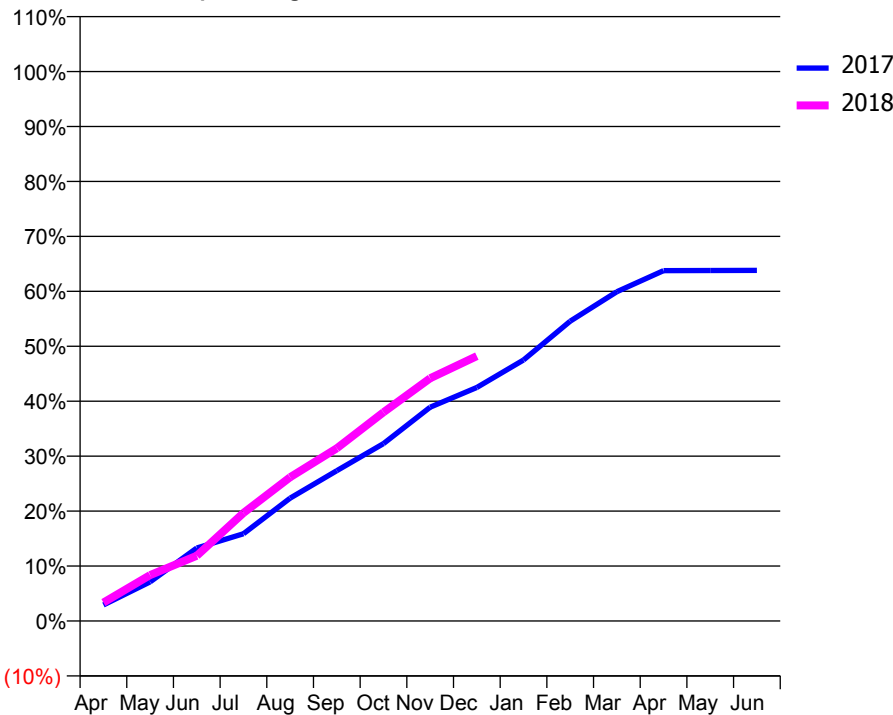
ACCESS*

Patients seen in 24 months	Total	Change since previous quarter
Quarter ending December 2016	4,136	
Quarter ending March 2017	4,043	↓
Quarter ending June 2017	3,959	↓
Quarter ending September 2017	3,950	→
Quarter ending December 2017	3,865	↓
Variance since December 2016	(6.6%)	↓



ACTIVITY

Cumulative percentage of contracted UDA delivered 2017 & 2018



Month	Adjusted Scheduled Activity (UDA)	
	2017	2018
April	379	437
May	927	1,087
June	1,726	1,545
July	2,063	2,557
August	2,908	3,402
September	3,557	4,087
October	4,198	4,938
November	5,060	5,742
December	5,525	6,266
January	6,177	
February	7,092	
March	7,792	
April	8,288	
May	8,291	
June	8,295	

QUALITY

	Quantity	Base Number	Contract	AT	Region	England
% of FP17s for the same patient ID Re-attending within 3 months - Children	36	845	4.3%	10.2%	11.6%	12.0%
% of FP17s for the same patient ID Re-attending within 3 months - Adults	350	2,728	12.8%	15.3%	16.7%	15.9%
% of FP17s for the same patient ID Re-attending between 3 & 9 months - Children	331	845	39.2%	48.0%	47.3%	58.0%
% of FP17s for the same patient ID Re-attending between 3 & 9 months - Adults	1,096	2,728	40.2%	38.2%	38.3%	50.5%
% of FP17s for Band 1 Urgent Courses	41	3,388	1.2%	10.0%	10.5%	9.0%
% of FP17s Relating to Free Repair or Replacements	49	3,388	1.4%	0.6%	0.6%	0.8%
% of FP17s Relating to Continuations	144	3,388	4.3%	0.9%	0.8%	1.1%
% of Patients satisfied with the dentistry they have received	2	2	N/A	90.0%	89.0%	91.5%
% of Patients satisfied with the time they had to wait for an appointment	2	2	N/A	87.4%	84.2%	87.9%

* This is based on patients treated on this contract for their most recent course of treatment. Figures in italics indicate the base number of FP17s or Patient Questionnaire responses are less than 100. N/A is shown where the base number of responses is less than 10 during the period. % is calculated as Quantity/Base number*100

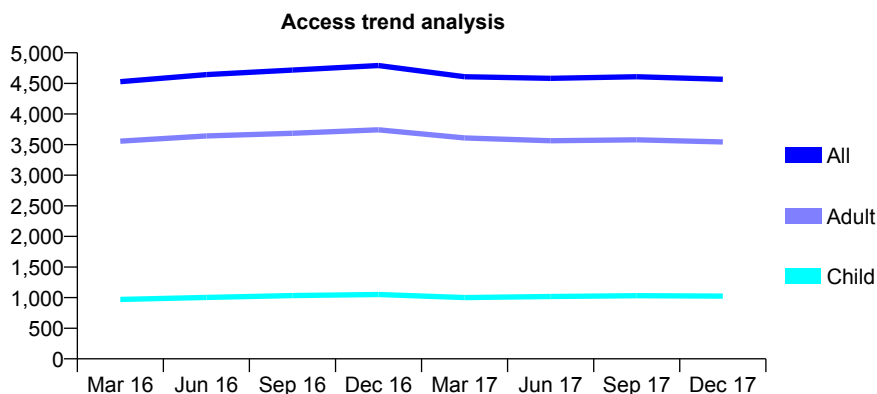
Q63 - Vital Signs At a Glance Contract Report for 919101/0003 - December 2017

Name or company name	MR S MIRFENDERESKI
Contract type name	GDS Contract
Purpose of contract	General
Contract start date	08/04/2009
Contract end date	

17/18 Contracted general activity (UDA)	13,200
Carry forward general activity (UDA)	259
17/18 Contracted orthodontic activity (UOA)	0
Carry forward orthodontic activity (UOA)	0
Baseline contract value	£328,751.86

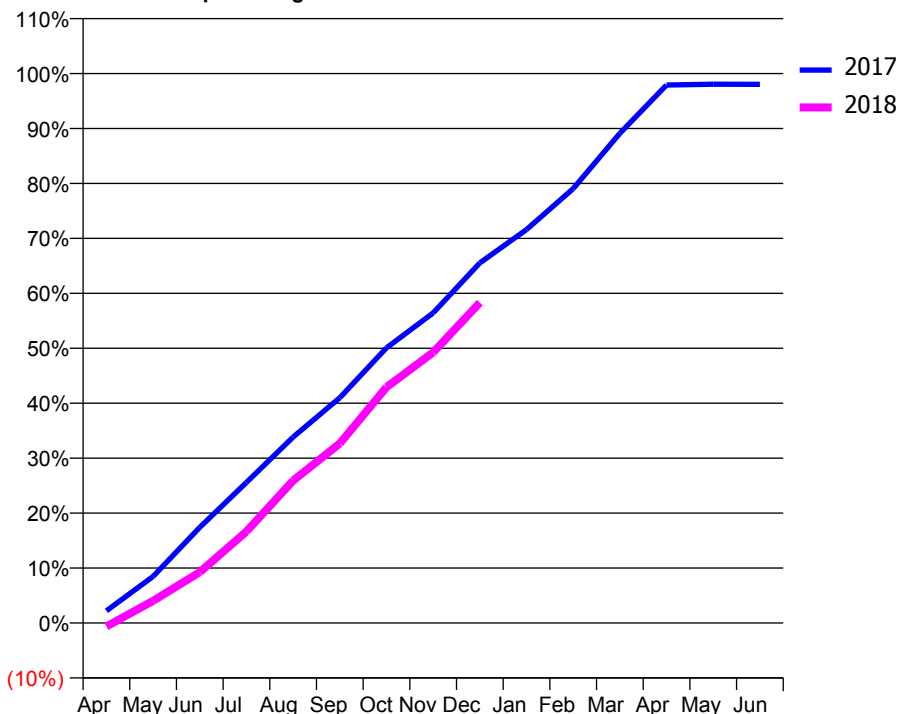
ACCESS*

Patients seen in 24 months	Total	Change since previous quarter
Quarter ending December 2016	4,792	
Quarter ending March 2017	4,610	↓
Quarter ending June 2017	4,582	→
Quarter ending September 2017	4,609	→
Quarter ending December 2017	4,568	→
Variance since December 2016	(4.7%)	↓



ACTIVITY

Cumulative percentage of contracted UDA delivered 2017 & 2018



Month	Adjusted Scheduled Activity (UDA)	
	2017	2018
April	292	-86
May	1,118	534
June	2,299	1,222
July	3,379	2,200
August	4,466	3,423
September	5,411	4,314
October	6,611	5,666
November	7,450	6,502
December	8,650	7,697
January	9,450	
February	10,434	
March	11,764	
April	12,922	
May	12,942	
June	12,941	

QUALITY

	Quantity	Base Number	Contract	AT	Region	England
% of FP17s for the same patient ID Re-attending within 3 months - Children	32	880	3.6%	10.2%	11.6%	12.0%
% of FP17s for the same patient ID Re-attending within 3 months - Adults	172	2,364	7.3%	15.3%	16.7%	15.9%
% of FP17s for the same patient ID Re-attending between 3 & 9 months - Children	383	880	43.5%	48.0%	47.3%	58.0%
% of FP17s for the same patient ID Re-attending between 3 & 9 months - Adults	713	2,364	30.2%	38.2%	38.3%	50.5%
% of FP17s for Band 1 Urgent Courses	179	3,011	5.9%	10.0%	10.5%	9.0%
% of FP17s Relating to Free Repair or Replacements	8	3,011	0.3%	0.6%	0.6%	0.8%
% of FP17s Relating to Continuations	6	3,011	0.2%	0.9%	0.8%	1.1%
% of Patients satisfied with the dentistry they have received	0	0	N/A	90.0%	89.0%	91.5%
% of Patients satisfied with the time they had to wait for an appointment	0	0	N/A	87.4%	84.2%	87.9%

* This is based on patients treated on this contract for their most recent course of treatment. Figures in italics indicate the base number of FP17s or Patient Questionnaire responses are less than 100. N/A is shown where the base number of responses is less than 10 during the period. % is calculated as Quantity/Base number*100

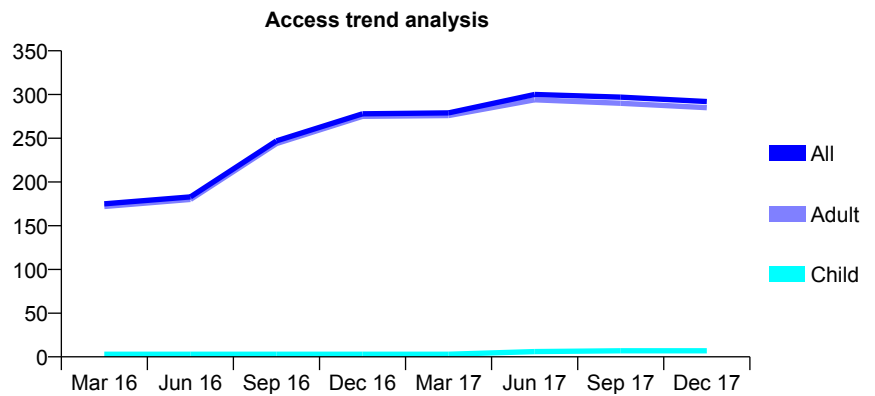
Q63 - Vital Signs At a Glance Contract Report for 919101/0004 - December 2017

Name or company name	MR S MIRFENDERESKI
Contract type name	PDS Contract
Purpose of contract	General
Contract start date	01/09/2010
Contract end date	31/03/2018

17/18 Contracted general activity (UDA)	600
Carry forward general activity (UDA)	-12
17/18 Contracted orthodontic activity (UOA)	0
Carry forward orthodontic activity (UOA)	0
Baseline contract value	£29,563.65

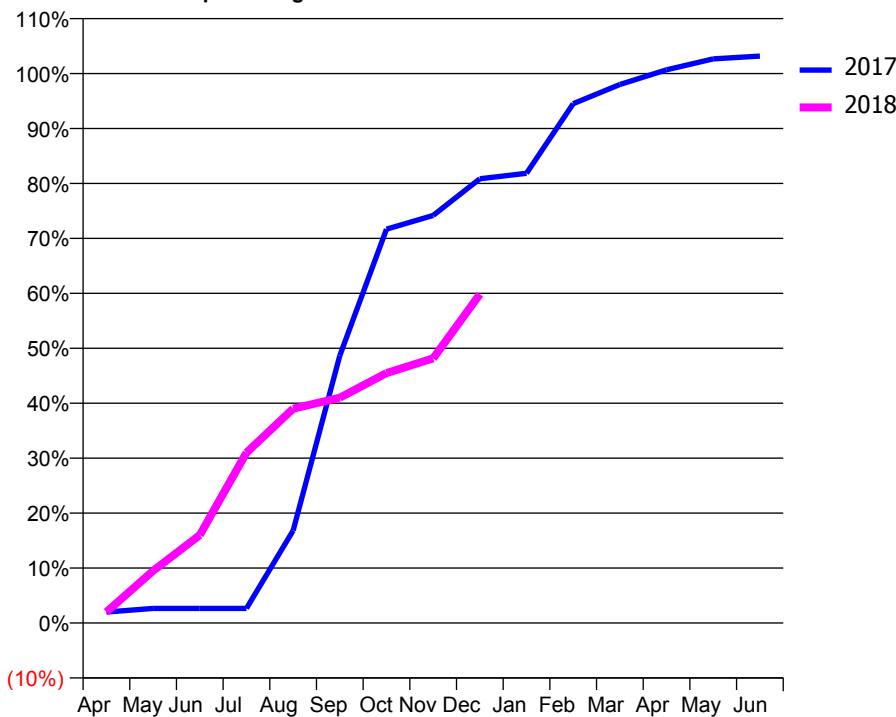
ACCESS*

Patients seen in 24 months	Total	Change since previous quarter
Quarter ending December 2016	278	
Quarter ending March 2017	279	→
Quarter ending June 2017	300	↑
Quarter ending September 2017	297	↓
Quarter ending December 2017	292	↓
Variance since December 2016	5.0%	↑



ACTIVITY

Cumulative percentage of contracted UDA delivered 2017 & 2018



Month	Adjusted Scheduled Activity (UDA)	
	2017	2018
April	12	12
May	16	57
June	16	96
July	16	186
August	101	234
September	292	246
October	430	273
November	445	289
December	485	359
January	491	
February	567	
March	588	
April	604	
May	616	
June	619	

QUALITY

	Quantity	Base Number	Contract	AT	Region	England
% of FP17s for the same patient ID Re-attending within 3 months - Children	0	8	0.0%	10.2%	11.6%	12.0%
% of FP17s for the same patient ID Re-attending within 3 months - Adults	0	119	0.0%	15.3%	16.7%	15.9%
% of FP17s for the same patient ID Re-attending between 3 & 9 months - Children	0	8	0.0%	48.0%	47.3%	58.0%
% of FP17s for the same patient ID Re-attending between 3 & 9 months - Adults	0	119	0.0%	38.2%	38.3%	50.5%
% of FP17s for Band 1 Urgent Courses	0	116	0.0%	10.0%	10.5%	9.0%
% of FP17s Relating to Free Repair or Replacements	0	116	0.0%	0.6%	0.6%	0.8%
% of FP17s Relating to Continuations	0	116	0.0%	0.9%	0.8%	1.1%
% of Patients satisfied with the dentistry they have received	0	0	N/A	90.0%	89.0%	91.5%
% of Patients satisfied with the time they had to wait for an appointment	0	0	N/A	87.4%	84.2%	87.9%

* This is based on patients treated on this contract for their most recent course of treatment. Figures in italics indicate the base number of FP17s or Patient Questionnaire responses are less than 100. N/A is shown where the base number of responses is less than 10 during the period. % is calculated as Quantity/Base number*100

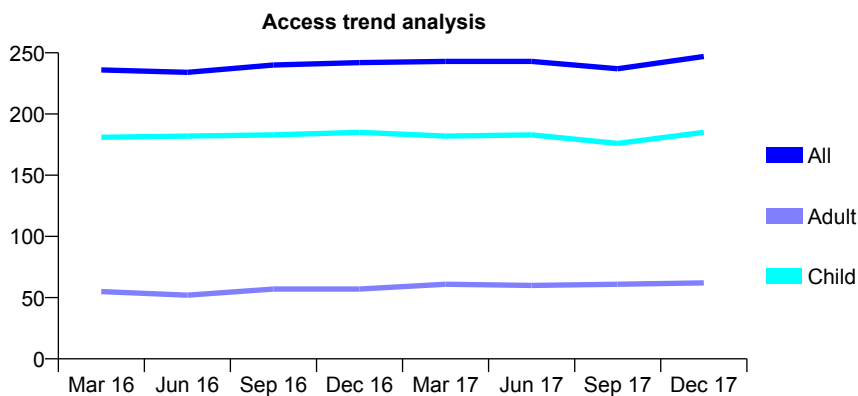
Q63 - Vital Signs At a Glance Contract Report for 920126/0001 - December 2017

Name or company name	MR MA SULIEMAN
Contract type name	GDS Contract
Purpose of contract	General
Contract start date	01/04/2006
Contract end date	

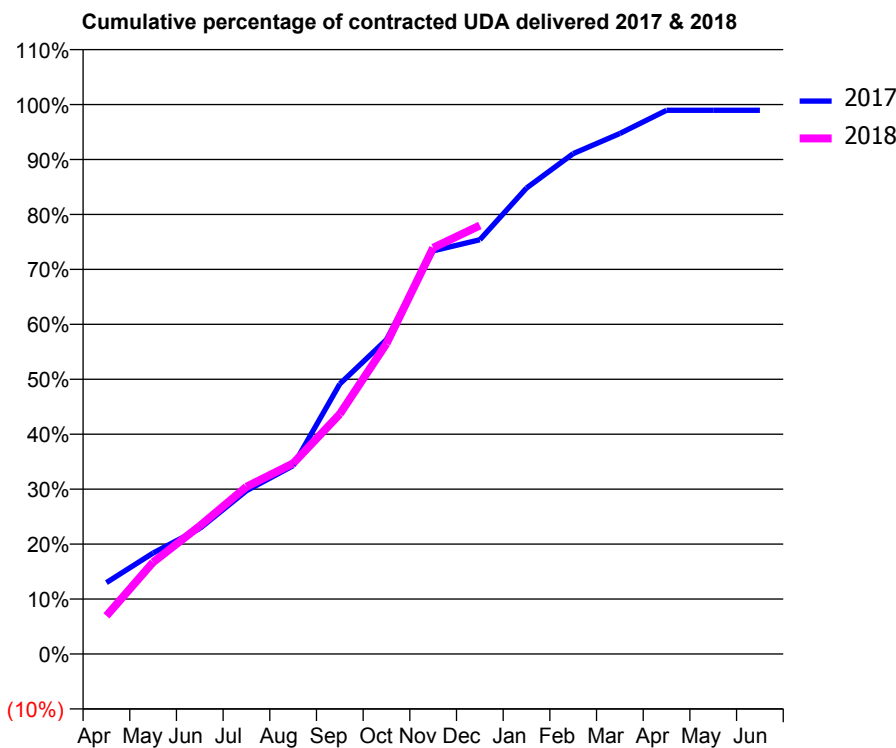
17/18 Contracted general activity (UDA)	546
Carry forward general activity (UDA)	6
17/18 Contracted orthodontic activity (UOA)	0
Carry forward orthodontic activity (UOA)	0
Baseline contract value	£12,470.19

ACCESS*

Patients seen in 24 months	Total	Change since previous quarter
Quarter ending December 2016	242	
Quarter ending March 2017	243	→
Quarter ending June 2017	243	→
Quarter ending September 2017	237	↓
Quarter ending December 2017	247	↑
Variance since December 2016	2.1%	↑



ACTIVITY



Month	Adjusted Scheduled Activity (UDA)	
	2017	2018
April	71	38
May	100	91
June	125	127
July	162	166
August	187	189
September	268	238
October	312	308
November	401	404
December	412	426
January	463	
February	497	
March	517	
April	540	
May	540	
June	540	

QUALITY

	Quantity	Base Number	Contract	AT	Region	England
% of FP17s for the same patient ID Re-attending within 3 months - Children	7	203	3.4%	10.2%	11.6%	12.0%
% of FP17s for the same patient ID Re-attending within 3 months - Adults	0	44	0.0%	15.3%	16.7%	15.9%
% of FP17s for the same patient ID Re-attending between 3 & 9 months - Children	133	203	65.5%	48.0%	47.3%	58.0%
% of FP17s for the same patient ID Re-attending between 3 & 9 months - Adults	34	44	77.3%	38.2%	38.3%	50.5%
% of FP17s for Band 1 Urgent Courses	4	238	1.7%	10.0%	10.5%	9.0%
% of FP17s Relating to Free Repair or Replacements	0	238	0.0%	0.6%	0.6%	0.8%
% of FP17s Relating to Continuations	0	238	0.0%	0.9%	0.8%	1.1%
% of Patients satisfied with the dentistry they have received	0	1	N/A	90.0%	89.0%	91.5%
% of Patients satisfied with the time they had to wait for an appointment	0	1	N/A	87.4%	84.2%	87.9%

* This is based on patients treated on this contract for their most recent course of treatment. Figures in italics indicate the base number of FP17s or Patient Questionnaire responses are less than 100. N/A is shown where the base number of responses is less than 10 during the period. % is calculated as Quantity/Base number*100

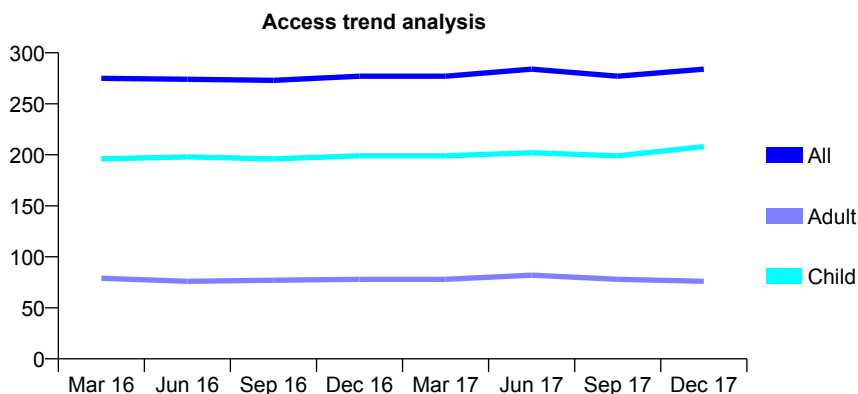
Q63 - Vital Signs At a Glance Contract Report for 920509/0001 - December 2017

Name or company name	MR KS SIHRA
Contract type name	GDS Contract
Purpose of contract	General
Contract start date	01/04/2006
Contract end date	

17/18 Contracted general activity (UDA)	607
Carry forward general activity (UDA)	0
17/18 Contracted orthodontic activity (UOA)	0
Carry forward orthodontic activity (UOA)	0
Baseline contract value	£15,132.80

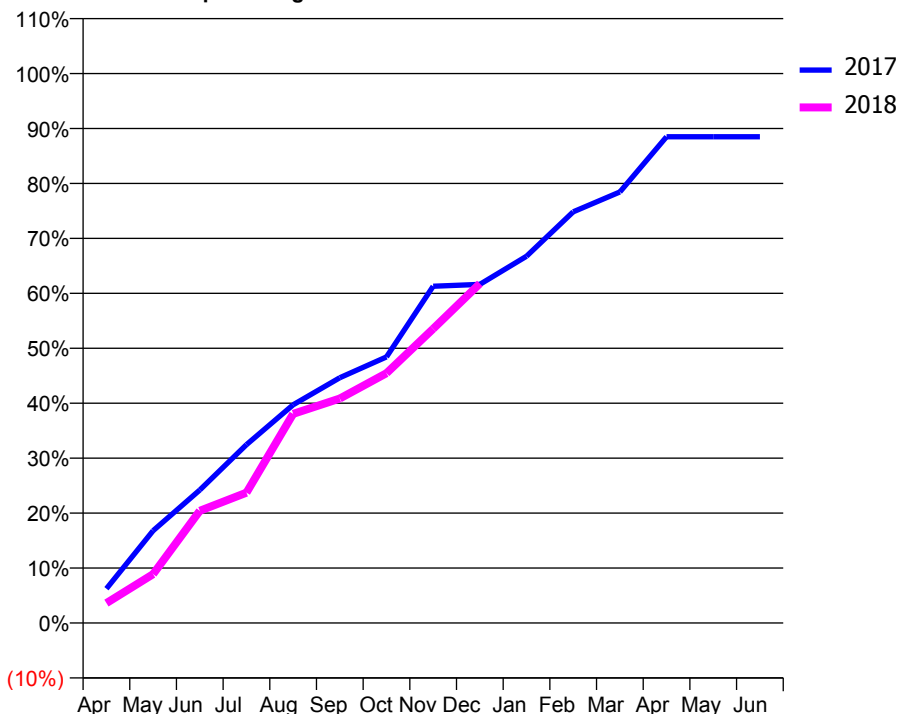
ACCESS*

Patients seen in 24 months	Total	Change since previous quarter
Quarter ending December 2016	277	
Quarter ending March 2017	277	→
Quarter ending June 2017	284	↑
Quarter ending September 2017	277	↓
Quarter ending December 2017	284	↑
Variance since December 2016	2.5%	↑



ACTIVITY

Cumulative percentage of contracted UDA delivered 2017 & 2018



Month	Adjusted Scheduled Activity (UDA)	
	2017	2018
April	38	22
May	102	54
June	147	124
July	197	144
August	241	231
September	271	248
October	294	276
November	372	325
December	374	375
January	405	
February	454	
March	476	
April	537	
May	537	
June	537	

QUALITY

	Quantity	Base Number	Contract	AT	Region	England
% of FP17s for the same patient ID Re-attending within 3 months - Children	6	244	2.5%	10.2%	11.6%	12.0%
% of FP17s for the same patient ID Re-attending within 3 months - Adults	14	71	19.7%	15.3%	16.7%	15.9%
% of FP17s for the same patient ID Re-attending between 3 & 9 months - Children	164	244	67.2%	48.0%	47.3%	58.0%
% of FP17s for the same patient ID Re-attending between 3 & 9 months - Adults	32	71	45.1%	38.2%	38.3%	50.5%
% of FP17s for Band 1 Urgent Courses	0	277	0.0%	10.0%	10.5%	9.0%
% of FP17s Relating to Free Repair or Replacements	0	277	0.0%	0.6%	0.6%	0.8%
% of FP17s Relating to Continuations	0	277	0.0%	0.9%	0.8%	1.1%
% of Patients satisfied with the dentistry they have received	0	0	N/A	90.0%	89.0%	91.5%
% of Patients satisfied with the time they had to wait for an appointment	0	0	N/A	87.4%	84.2%	87.9%

* This is based on patients treated on this contract for their most recent course of treatment. Figures in italics indicate the base number of FP17s or Patient Questionnaire responses are less than 100. N/A is shown where the base number of responses is less than 10 during the period. % is calculated as Quantity/Base number*100

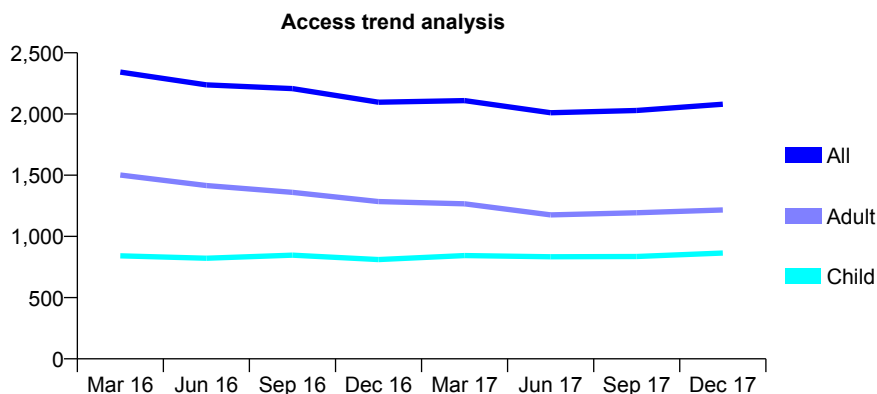
Q63 - Vital Signs At a Glance Contract Report for 921742/0001 - December 2017

Name or company name	MR AA OJETUNDE
Contract type name	GDS Contract
Purpose of contract	General
Contract start date	01/04/2006
Contract end date	

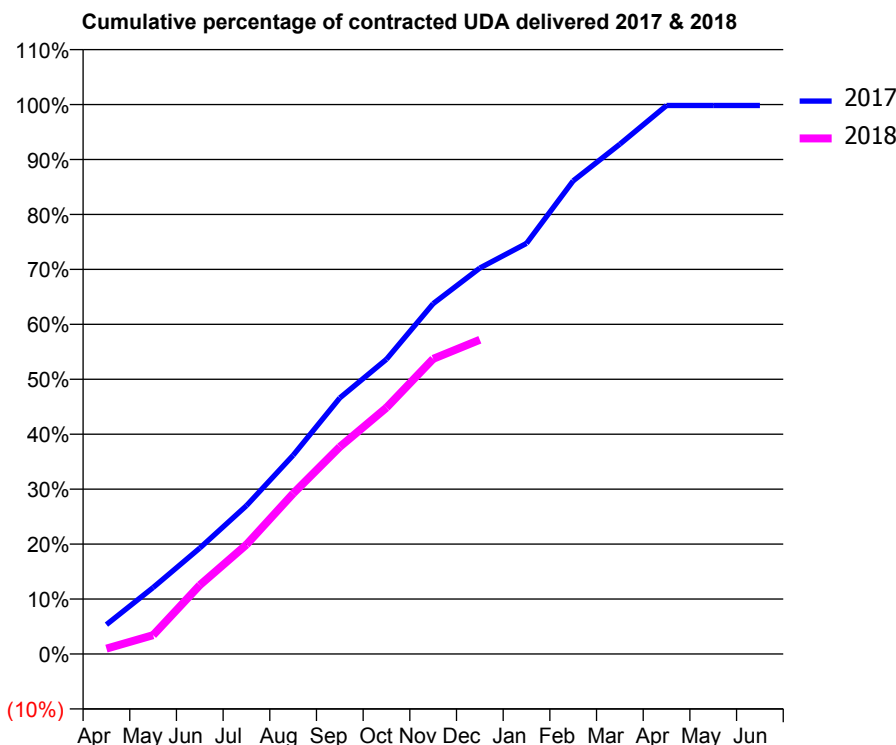
17/18 Contracted general activity (UDA)	11,195
Carry forward general activity (UDA)	19
17/18 Contracted orthodontic activity (UOA)	0
Carry forward orthodontic activity (UOA)	0
Baseline contract value	£299,113.07

ACCESS*

Patients seen in 24 months	Total	Change since previous quarter
Quarter ending December 2016	2,096	
Quarter ending March 2017	2,110	→
Quarter ending June 2017	2,010	↓
Quarter ending September 2017	2,029	→
Quarter ending December 2017	2,080	↑
Variance since December 2016	(0.8%)	→



ACTIVITY



Month	Adjusted Scheduled Activity (UDA)	
	2017	2018
April	598	111
May	1,355	385
June	2,157	1,403
July	3,023	2,229
August	4,050	3,269
September	5,216	4,220
October	6,006	5,019
November	7,139	6,013
December	7,864	6,401
January	8,366	
February	9,640	
March	10,388	
April	11,176	
May	11,176	
June	11,176	

QUALITY

	Quantity	Base Number	Contract	AT	Region	England
% of FP17s for the same patient ID Re-attending within 3 months - Children	27	802	3.4%	10.2%	11.6%	12.0%
% of FP17s for the same patient ID Re-attending within 3 months - Adults	98	953	10.3%	15.3%	16.7%	15.9%
% of FP17s for the same patient ID Re-attending between 3 & 9 months - Children	309	802	38.5%	48.0%	47.3%	58.0%
% of FP17s for the same patient ID Re-attending between 3 & 9 months - Adults	273	953	28.6%	38.2%	38.3%	50.5%
% of FP17s for Band 1 Urgent Courses	74	1,668	4.4%	10.0%	10.5%	9.0%
% of FP17s Relating to Free Repair or Replacements	4	1,668	0.2%	0.6%	0.6%	0.8%
% of FP17s Relating to Continuations	15	1,668	0.9%	0.9%	0.8%	1.1%
% of Patients satisfied with the dentistry they have received	1	1	N/A	90.0%	89.0%	91.5%
% of Patients satisfied with the time they had to wait for an appointment	1	1	N/A	87.4%	84.2%	87.9%

* This is based on patients treated on this contract for their most recent course of treatment. Figures in italics indicate the base number of FP17s or Patient Questionnaire responses are less than 100. N/A is shown where the base number of responses is less than 10 during the period. % is calculated as Quantity/Base number*100

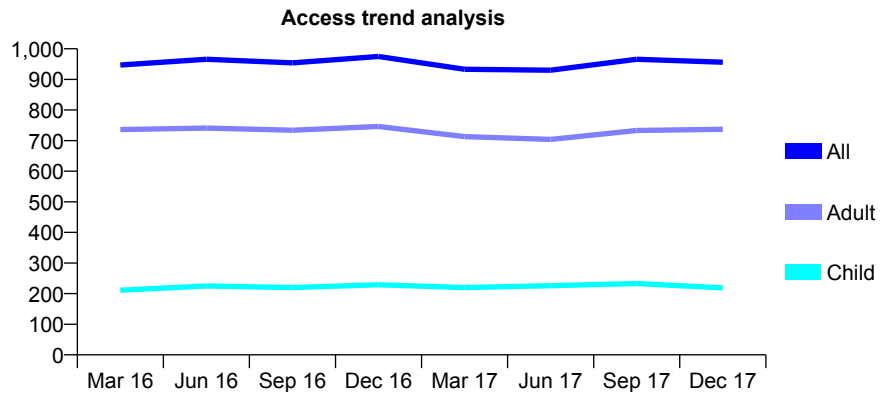
Q63 - Vital Signs At a Glance Contract Report for 921742/0003 - December 2017

Name or company name	MR AA OJETUNDE
Contract type name	GDS Contract
Purpose of contract	General
Contract start date	01/04/2006
Contract end date	

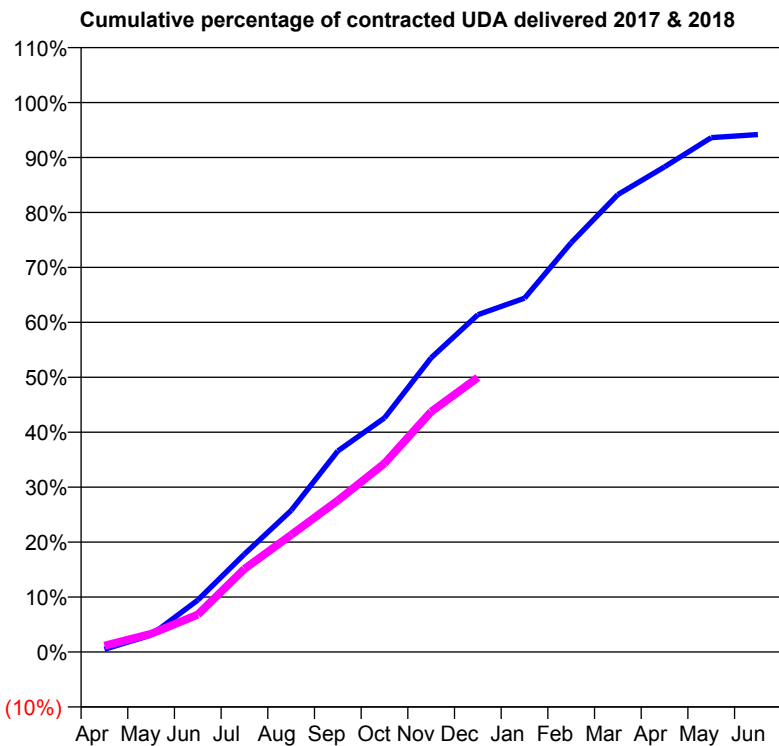
17/18 Contracted general activity (UDA)	4,795
Carry forward general activity (UDA)	0
17/18 Contracted orthodontic activity (UOA)	0
Carry forward orthodontic activity (UOA)	0
Baseline contract value	£137,965.69

ACCESS*

Patients seen in 24 months	Total	Change since previous quarter
Quarter ending December 2016	975	
Quarter ending March 2017	933	↓
Quarter ending June 2017	930	→
Quarter ending September 2017	966	↑
Quarter ending December 2017	956	↓
Variance since December 2016	(1.9%)	↓



ACTIVITY



Month	Adjusted Scheduled Activity (UDA)	
	2017	2018
April	24	55
May	148	159
June	453	326
July	855	726
August	1,236	1,022
September	1,754	1,322
October	2,043	1,646
November	2,567	2,097
December	2,943	2,395
January	3,088	
February	3,572	
March	3,992	
April	4,234	
May	4,489	
June	4,516	

QUALITY

	Quantity	Base Number	Contract	AT	Region	England
% of FP17s for the same patient ID Re-attending within 3 months - Children	9	207	4.3%	10.2%	11.6%	12.0%
% of FP17s for the same patient ID Re-attending within 3 months - Adults	98	635	15.4%	15.3%	16.7%	15.9%
% of FP17s for the same patient ID Re-attending between 3 & 9 months - Children	104	207	50.2%	48.0%	47.3%	58.0%
% of FP17s for the same patient ID Re-attending between 3 & 9 months - Adults	237	635	37.3%	38.2%	38.3%	50.5%
% of FP17s for Band 1 Urgent Courses	58	724	8.0%	10.0%	10.5%	9.0%
% of FP17s Relating to Free Repair or Replacements	7	724	1.0%	0.6%	0.6%	0.8%
% of FP17s Relating to Continuations	10	724	1.4%	0.9%	0.8%	1.1%
% of Patients satisfied with the dentistry they have received	0	0	N/A	90.0%	89.0%	91.5%
% of Patients satisfied with the time they had to wait for an appointment	0	0	N/A	87.4%	84.2%	87.9%

* This is based on patients treated on this contract for their most recent course of treatment. Figures in italics indicate the base number of FP17s or Patient Questionnaire responses are less than 100. N/A is shown where the base number of responses is less than 10 during the period. % is calculated as Quantity/Base number*100

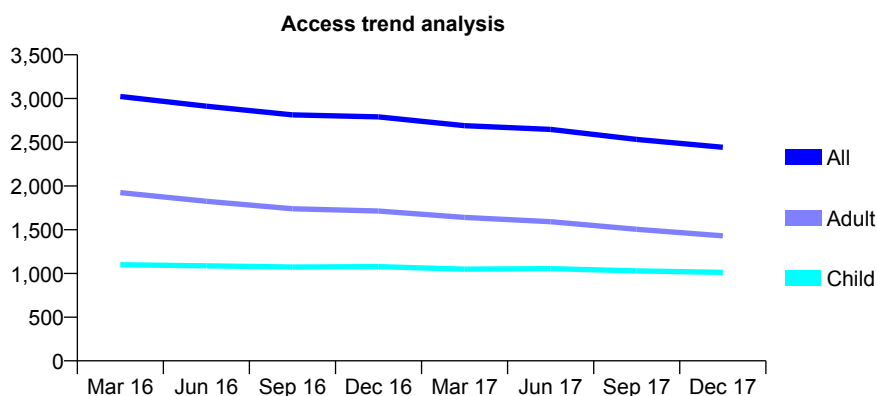
Q63 - Vital Signs At a Glance Contract Report for 929654/0001 - December 2017

Name or company name	MR MR CHOUDHURY
Contract type name	GDS Contract
Purpose of contract	General
Contract start date	01/04/2006
Contract end date	

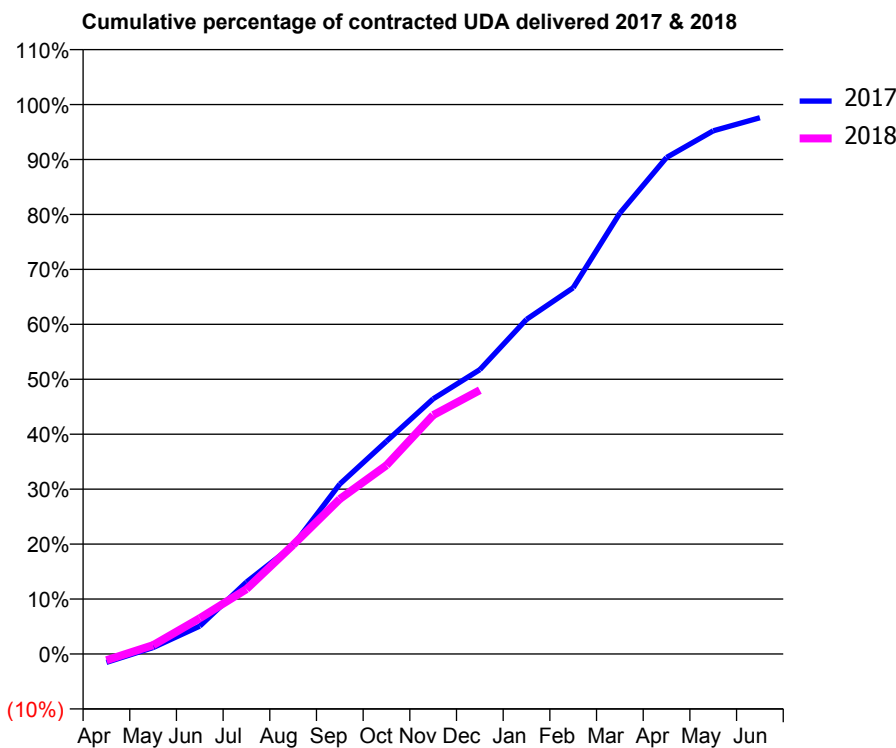
17/18 Contracted general activity (UDA)	6,740
Carry forward general activity (UDA)	162
17/18 Contracted orthodontic activity (UOA)	0
Carry forward orthodontic activity (UOA)	0
Baseline contract value	£198,385.60

ACCESS*

Patients seen in 24 months	Total	Change since previous quarter
Quarter ending December 2016	2,790	
Quarter ending March 2017	2,689	↓
Quarter ending June 2017	2,647	↓
Quarter ending September 2017	2,533	↓
Quarter ending December 2017	2,442	↓
Variance since December 2016	(12.5%)	↓



ACTIVITY



Month	Adjusted Scheduled Activity (UDA)	
	2017	2018
April	-104	-77
May	79	108
June	343	439
July	883	795
August	1,333	1,339
September	2,084	1,902
October	2,610	2,316
November	3,129	2,931
December	3,489	3,236
January	4,104	
February	4,493	
March	5,408	
April	6,089	
May	6,417	
June	6,578	

QUALITY

	Quantity	Base Number	Contract	AT	Region	England
% of FP17s for the same patient ID Re-attending within 3 months - Children	52	948	5.5%	10.2%	11.6%	12.0%
% of FP17s for the same patient ID Re-attending within 3 months - Adults	131	1,119	11.7%	15.3%	16.7%	15.9%
% of FP17s for the same patient ID Re-attending between 3 & 9 months - Children	440	948	46.4%	48.0%	47.3%	58.0%
% of FP17s for the same patient ID Re-attending between 3 & 9 months - Adults	465	1,119	41.6%	38.2%	38.3%	50.5%
% of FP17s for Band 1 Urgent Courses	322	1,597	20.2%	10.0%	10.5%	9.0%
% of FP17s Relating to Free Repair or Replacements	21	1,597	1.3%	0.6%	0.6%	0.8%
% of FP17s Relating to Continuations	3	1,597	0.2%	0.9%	0.8%	1.1%
% of Patients satisfied with the dentistry they have received	14	17	82.4%	90.0%	89.0%	91.5%
% of Patients satisfied with the time they had to wait for an appointment	16	17	94.1%	87.4%	84.2%	87.9%

* This is based on patients treated on this contract for their most recent course of treatment. Figures in italics indicate the base number of FP17s or Patient Questionnaire responses are less than 100. N/A is shown where the base number of responses is less than 10 during the period. % is calculated as Quantity/Base number*100

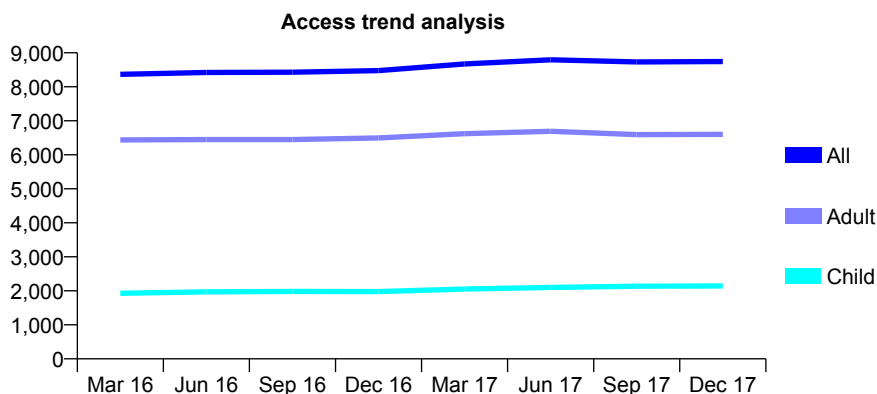
Q63 - Vital Signs At a Glance Contract Report for 931403/0001 - December 2017

Name or company name	MR AK PATEL
Contract type name	GDS Contract
Purpose of contract	General
Contract start date	01/04/2006
Contract end date	

17/18 Contracted general activity (UDA)	21,449
Carry forward general activity (UDA)	-48
17/18 Contracted orthodontic activity (UOA)	0
Carry forward orthodontic activity (UOA)	0
Baseline contract value	£693,583.37

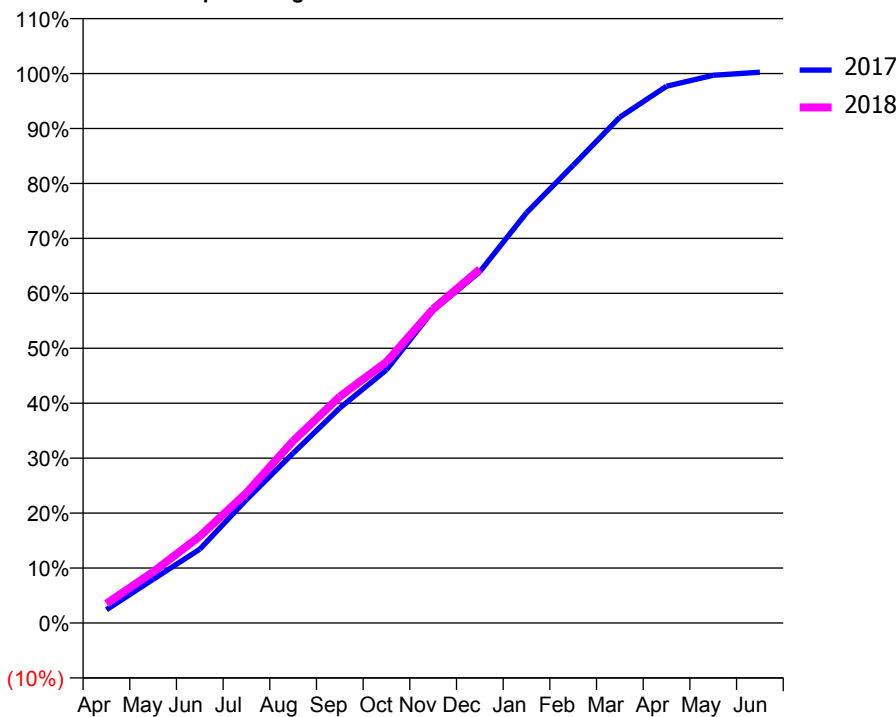
ACCESS*

Patients seen in 24 months	Total	Change since previous quarter
Quarter ending December 2016	8,476	
Quarter ending March 2017	8,674	↑
Quarter ending June 2017	8,794	→
Quarter ending September 2017	8,732	→
Quarter ending December 2017	8,744	→
Variance since December 2016	3.2%	↑



ACTIVITY

Cumulative percentage of contracted UDA delivered 2017 & 2018



Month	Adjusted Scheduled Activity (UDA)	
	2017	2018
April	519	758
May	1,704	1,998
June	2,882	3,387
July	4,818	5,081
August	6,628	7,105
September	8,395	8,840
October	9,882	10,196
November	12,201	12,260
December	13,711	13,811
January	16,013	
February	17,864	
March	19,743	
April	20,953	
May	21,382	
June	21,497	

QUALITY

	Quantity	Base Number	Contract	AT	Region	England
% of FP17s for the same patient ID Re-attending within 3 months - Children	145	1,800	8.1%	10.2%	11.6%	12.0%
% of FP17s for the same patient ID Re-attending within 3 months - Adults	795	4,977	16.0%	15.3%	16.7%	15.9%
% of FP17s for the same patient ID Re-attending between 3 & 9 months - Children	671	1,800	37.3%	48.0%	47.3%	58.0%
% of FP17s for the same patient ID Re-attending between 3 & 9 months - Adults	1,435	4,977	28.8%	38.2%	38.3%	50.5%
% of FP17s for Band 1 Urgent Courses	903	5,990	15.1%	10.0%	10.5%	9.0%
% of FP17s Relating to Free Repair or Replacements	62	5,990	1.0%	0.6%	0.6%	0.8%
% of FP17s Relating to Continuations	67	5,990	1.1%	0.9%	0.8%	1.1%
% of Patients satisfied with the dentistry they have received	7	9	N/A	90.0%	89.0%	91.5%
% of Patients satisfied with the time they had to wait for an appointment	8	9	N/A	87.4%	84.2%	87.9%

* This is based on patients treated on this contract for their most recent course of treatment. Figures in italics indicate the base number of FP17s or Patient Questionnaire responses are less than 100. N/A is shown where the base number of responses is less than 10 during the period. % is calculated as Quantity/Base number*100

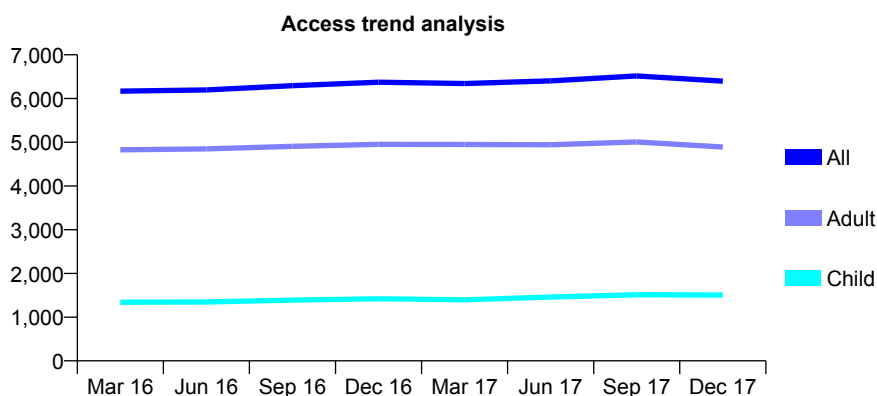
Q63 - Vital Signs At a Glance Contract Report for 932884/0001 - December 2017

Name or company name	MR HS BASSI
Contract type name	GDS Contract
Purpose of contract	General
Contract start date	01/04/2006
Contract end date	

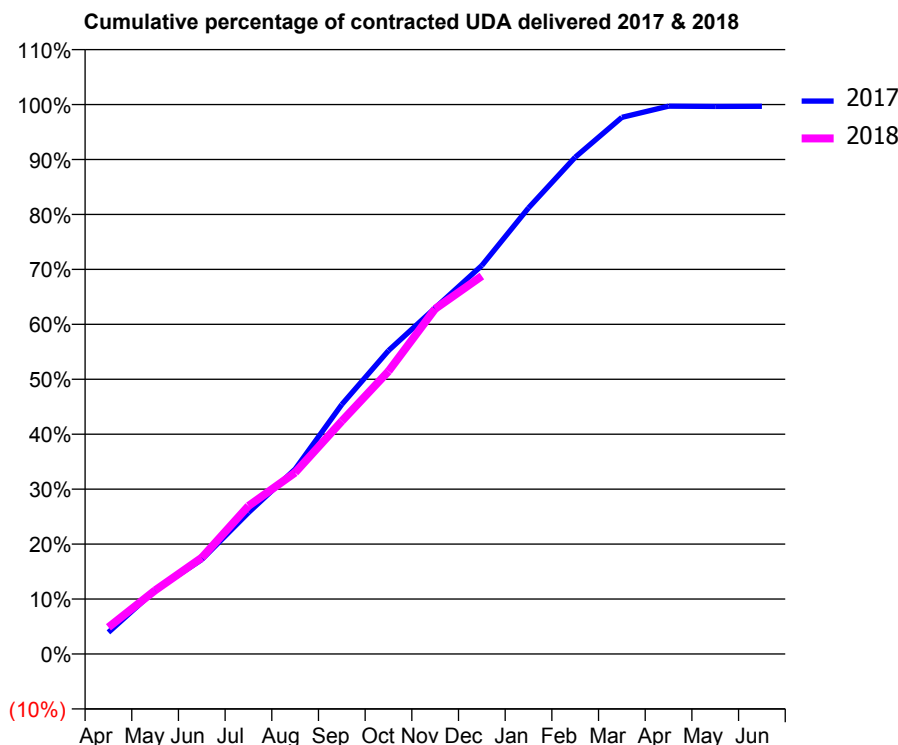
17/18 Contracted general activity (UDA)	16,913
Carry forward general activity (UDA)	57
17/18 Contracted orthodontic activity (UOA)	0
Carry forward orthodontic activity (UOA)	0
Baseline contract value	£442,236.53

ACCESS*

Patients seen in 24 months	Total	Change since previous quarter
Quarter ending December 2016	6,372	
Quarter ending March 2017	6,342	→
Quarter ending June 2017	6,403	→
Quarter ending September 2017	6,518	→
Quarter ending December 2017	6,397	↓
Variance since December 2016	0.4%	→



ACTIVITY



Month	Adjusted Scheduled Activity (UDA)	
	2017	2018
April	667	823
May	1,961	1,960
June	2,909	2,964
July	4,353	4,557
August	5,692	5,582
September	7,682	7,169
October	9,339	8,705
November	10,652	10,625
December	11,959	11,634
January	13,731	
February	15,291	
March	16,518	
April	16,863	
May	16,852	
June	16,856	

QUALITY

	Quantity	Base Number	Contract	AT	Region	England
% of FP17s for the same patient ID Re-attending within 3 months - Children	52	1,377	3.8%	10.2%	11.6%	12.0%
% of FP17s for the same patient ID Re-attending within 3 months - Adults	419	4,711	8.9%	15.3%	16.7%	15.9%
% of FP17s for the same patient ID Re-attending between 3 & 9 months - Children	484	1,377	35.1%	48.0%	47.3%	58.0%
% of FP17s for the same patient ID Re-attending between 3 & 9 months - Adults	1,973	4,711	41.9%	38.2%	38.3%	50.5%
% of FP17s for Band 1 Urgent Courses	306	5,422	5.6%	10.0%	10.5%	9.0%
% of FP17s Relating to Free Repair or Replacements	62	5,422	1.1%	0.6%	0.6%	0.8%
% of FP17s Relating to Continuations	28	5,422	0.5%	0.9%	0.8%	1.1%
% of Patients satisfied with the dentistry they have received	5	5	N/A	90.0%	89.0%	91.5%
% of Patients satisfied with the time they had to wait for an appointment	5	5	N/A	87.4%	84.2%	87.9%

* This is based on patients treated on this contract for their most recent course of treatment. Figures in italics indicate the base number of FP17s or Patient Questionnaire responses are less than 100. N/A is shown where the base number of responses is less than 10 during the period. % is calculated as Quantity/Base number*100

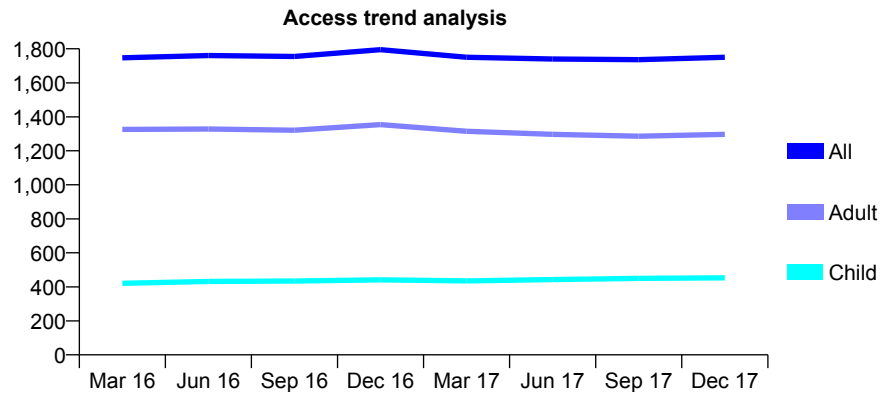
Q63 - Vital Signs At a Glance Contract Report for 933074/0001 - December 2017

Name or company name	MR M MAZAHERI
Contract type name	GDS Contract
Purpose of contract	General
Contract start date	01/04/2006
Contract end date	

17/18 Contracted general activity (UDA)	10,543
Carry forward general activity (UDA)	-5
17/18 Contracted orthodontic activity (UOA)	0
Carry forward orthodontic activity (UOA)	0
Baseline contract value	£337,108.28

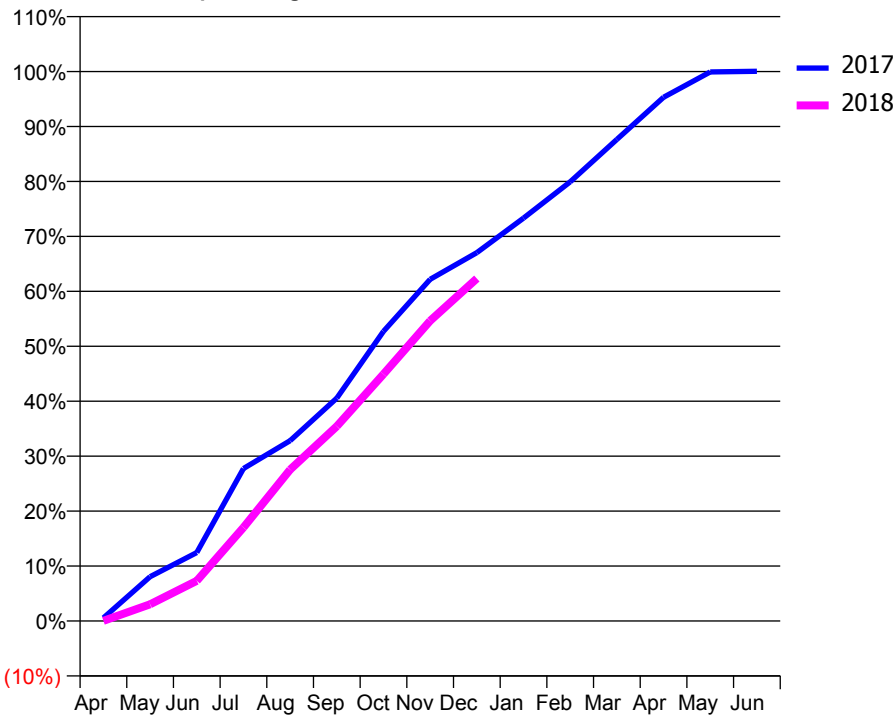
ACCESS*

Patients seen in 24 months	Total	Change since previous quarter
Quarter ending December 2016	1,795	
Quarter ending March 2017	1,750	↓
Quarter ending June 2017	1,740	→
Quarter ending September 2017	1,736	→
Quarter ending December 2017	1,750	→
Variance since December 2016	(2.5%)	↓



ACTIVITY

Cumulative percentage of contracted UDA delivered 2017 & 2018



Month	Adjusted Scheduled Activity (UDA)	
	2017	2018
April	60	5
May	852	321
June	1,315	771
July	2,926	1,794
August	3,460	2,906
September	4,277	3,737
October	5,558	4,737
November	6,556	5,760
December	7,067	6,571
January	7,729	
February	8,425	
March	9,241	
April	10,048	
May	10,535	
June	10,548	

QUALITY

	Quantity	Base Number	Contract	AT	Region	England
% of FP17s for the same patient ID Re-attending within 3 months - Children	32	392	8.2%	10.2%	11.6%	12.0%
% of FP17s for the same patient ID Re-attending within 3 months - Adults	97	1,000	9.7%	15.3%	16.7%	15.9%
% of FP17s for the same patient ID Re-attending between 3 & 9 months - Children	170	392	43.4%	48.0%	47.3%	58.0%
% of FP17s for the same patient ID Re-attending between 3 & 9 months - Adults	361	1,000	36.1%	38.2%	38.3%	50.5%
% of FP17s for Band 1 Urgent Courses	34	1,170	2.9%	10.0%	10.5%	9.0%
% of FP17s Relating to Free Repair or Replacements	3	1,170	0.3%	0.6%	0.6%	0.8%
% of FP17s Relating to Continuations	15	1,170	1.3%	0.9%	0.8%	1.1%
% of Patients satisfied with the dentistry they have received	1	1	N/A	90.0%	89.0%	91.5%
% of Patients satisfied with the time they had to wait for an appointment	1	1	N/A	87.4%	84.2%	87.9%

* This is based on patients treated on this contract for their most recent course of treatment. Figures in italics indicate the base number of FP17s or Patient Questionnaire responses are less than 100. N/A is shown where the base number of responses is less than 10 during the period. % is calculated as Quantity/Base number*100

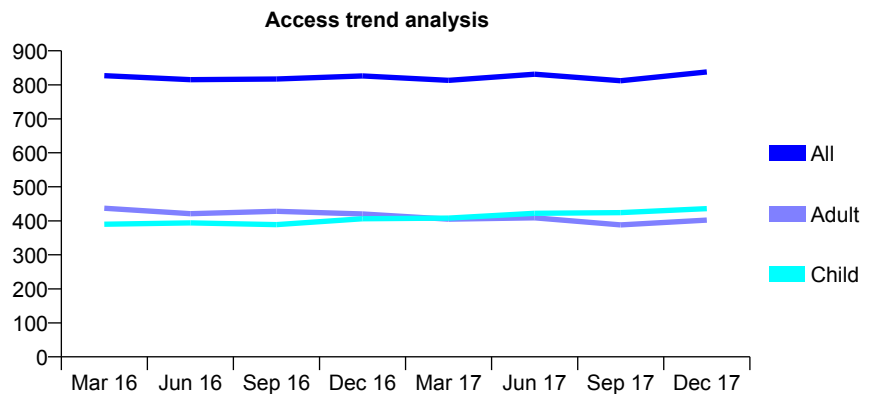
Q63 - Vital Signs At a Glance Contract Report for 933422/0001 - December 2017

Name or company name	MR A SOMASUNDARARAJAH
Contract type name	GDS Contract
Purpose of contract	General
Contract start date	01/04/2006
Contract end date	

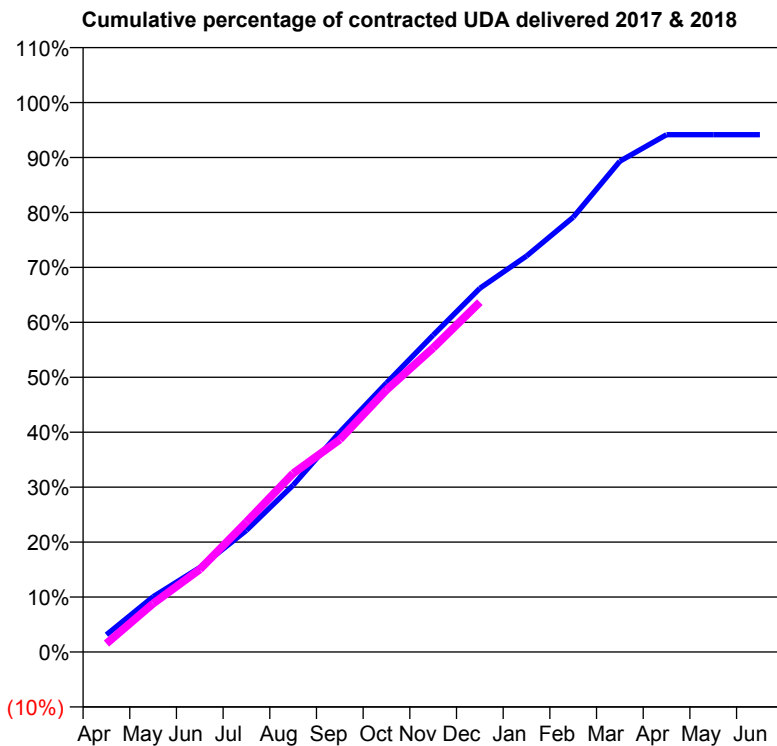
17/18 Contracted general activity (UDA)	3,377
Carry forward general activity (UDA)	0
17/18 Contracted orthodontic activity (UOA)	0
Carry forward orthodontic activity (UOA)	0
Baseline contract value	£98,104.55

ACCESS*

Patients seen in 24 months	Total	Change since previous quarter
Quarter ending December 2016	826	
Quarter ending March 2017	813	↓
Quarter ending June 2017	831	↑
Quarter ending September 2017	812	↓
Quarter ending December 2017	838	↑
Variance since December 2016	1.5%	→



ACTIVITY



Adjusted Scheduled Activity (UDA)		
Month	2017	2018
April	106	52
May	340	298
June	519	508
July	748	799
August	1,025	1,097
September	1,351	1,306
October	1,653	1,610
November	1,947	1,869
December	2,235	2,150
January	2,434	
February	2,672	
March	3,016	
April	3,179	
May	3,179	
June	3,179	

QUALITY

	Quantity	Base Number	Contract	AT	Region	England
% of FP17s for the same patient ID Re-attending within 3 months - Children	27	395	6.8%	10.2%	11.6%	12.0%
% of FP17s for the same patient ID Re-attending within 3 months - Adults	51	329	15.5%	15.3%	16.7%	15.9%
% of FP17s for the same patient ID Re-attending between 3 & 9 months - Children	191	395	48.4%	48.0%	47.3%	58.0%
% of FP17s for the same patient ID Re-attending between 3 & 9 months - Adults	117	329	35.6%	38.2%	38.3%	50.5%
% of FP17s for Band 1 Urgent Courses	30	691	4.3%	10.0%	10.5%	9.0%
% of FP17s Relating to Free Repair or Replacements	0	691	0.0%	0.6%	0.6%	0.8%
% of FP17s Relating to Continuations	11	691	1.6%	0.9%	0.8%	1.1%
% of Patients satisfied with the dentistry they have received	2	2	N/A	90.0%	89.0%	91.5%
% of Patients satisfied with the time they had to wait for an appointment	1	2	N/A	87.4%	84.2%	87.9%

* This is based on patients treated on this contract for their most recent course of treatment. Figures in italics indicate the base number of FP17s or Patient Questionnaire responses are less than 100. N/A is shown where the base number of responses is less than 10 during the period. % is calculated as Quantity/Base number*100

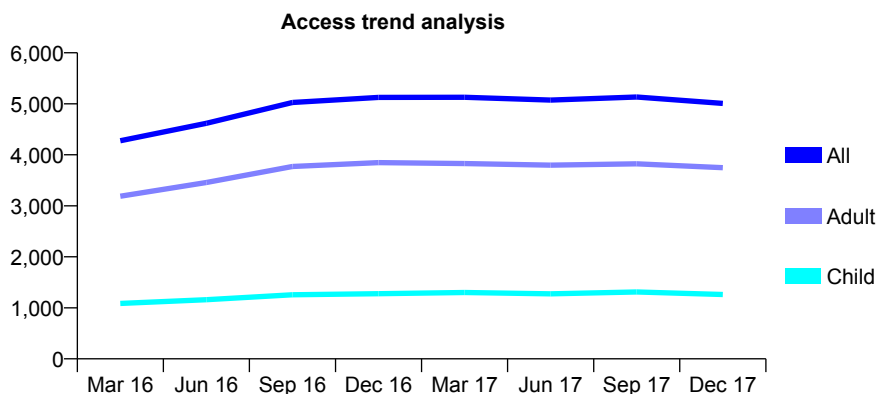
Q63 - Vital Signs At a Glance Contract Report for 936812/0001 - December 2017

Name or company name	MS M AZARI
Contract type name	GDS Contract
Purpose of contract	General
Contract start date	01/11/2014
Contract end date	

17/18 Contracted general activity (UDA)	17,648
Carry forward general activity (UDA)	-353
17/18 Contracted orthodontic activity (UOA)	0
Carry forward orthodontic activity (UOA)	0
Baseline contract value	£661,000.38

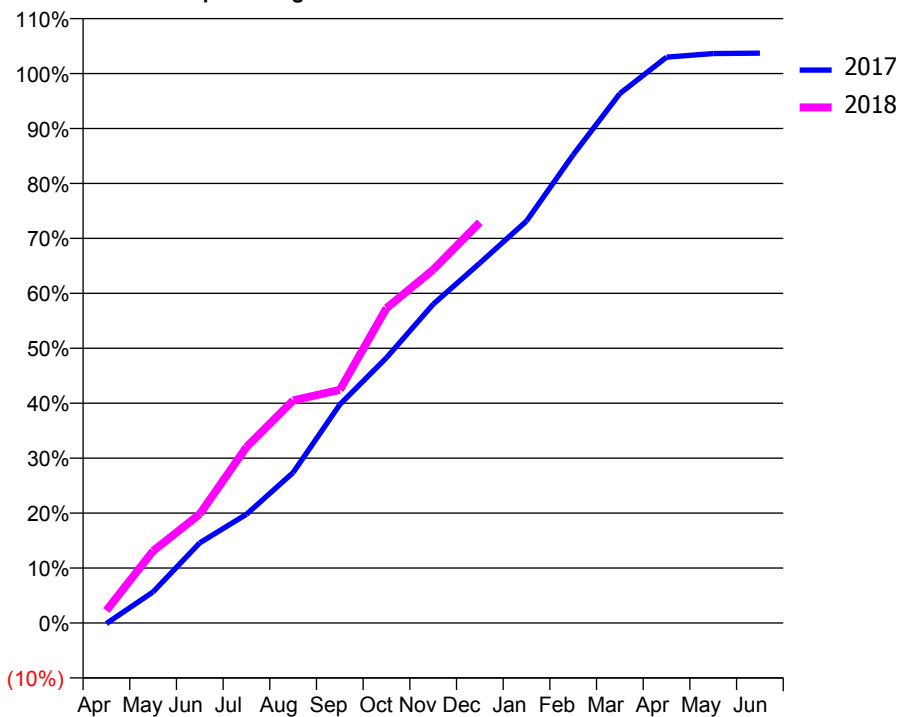
ACCESS*

Patients seen in 24 months	Total	Change since previous quarter
Quarter ending December 2016	5,125	
Quarter ending March 2017	5,129	→
Quarter ending June 2017	5,072	↓
Quarter ending September 2017	5,133	→
Quarter ending December 2017	5,008	↓
Variance since December 2016	(2.3%)	↓



ACTIVITY

Cumulative percentage of contracted UDA delivered 2017 & 2018



Month	Adjusted Scheduled Activity (UDA)	
	2017	2018
April	-20	404
May	1,001	2,316
June	2,575	3,502
July	3,491	5,650
August	4,834	7,151
September	7,017	7,490
October	8,522	10,115
November	10,239	11,346
December	11,560	12,867
January	12,911	
February	15,040	
March	17,005	
April	18,175	
May	18,290	
June	18,302	

QUALITY

	Quantity	Base Number	Contract	AT	Region	England
% of FP17s for the same patient ID Re-attending within 3 months - Children	62	1,096	5.7%	10.2%	11.6%	12.0%
% of FP17s for the same patient ID Re-attending within 3 months - Adults	276	2,753	10.0%	15.3%	16.7%	15.9%
% of FP17s for the same patient ID Re-attending between 3 & 9 months - Children	513	1,096	46.8%	48.0%	47.3%	58.0%
% of FP17s for the same patient ID Re-attending between 3 & 9 months - Adults	1,032	2,753	37.5%	38.2%	38.3%	50.5%
% of FP17s for Band 1 Urgent Courses	246	3,547	6.9%	10.0%	10.5%	9.0%
% of FP17s Relating to Free Repair or Replacements	7	3,547	0.2%	0.6%	0.6%	0.8%
% of FP17s Relating to Continuations	1	3,547	0.0%	0.9%	0.8%	1.1%
% of Patients satisfied with the dentistry they have received	3	3	N/A	90.0%	89.0%	91.5%
% of Patients satisfied with the time they had to wait for an appointment	3	3	N/A	87.4%	84.2%	87.9%

* This is based on patients treated on this contract for their most recent course of treatment. Figures in italics indicate the base number of FP17s or Patient Questionnaire responses are less than 100. N/A is shown where the base number of responses is less than 10 during the period. % is calculated as Quantity/Base number*100

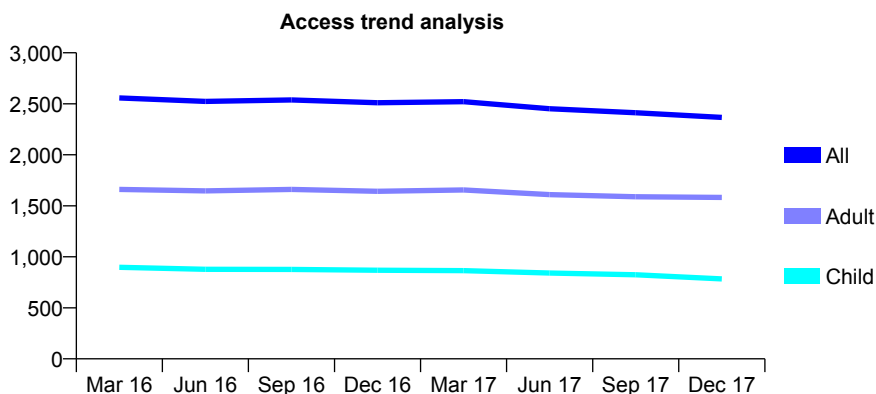
Q63 - Vital Signs At a Glance Contract Report for 941409/0002 - December 2017

Name or company name	MISS R ILATY
Contract type name	GDS Contract
Purpose of contract	General
Contract start date	30/06/2008
Contract end date	

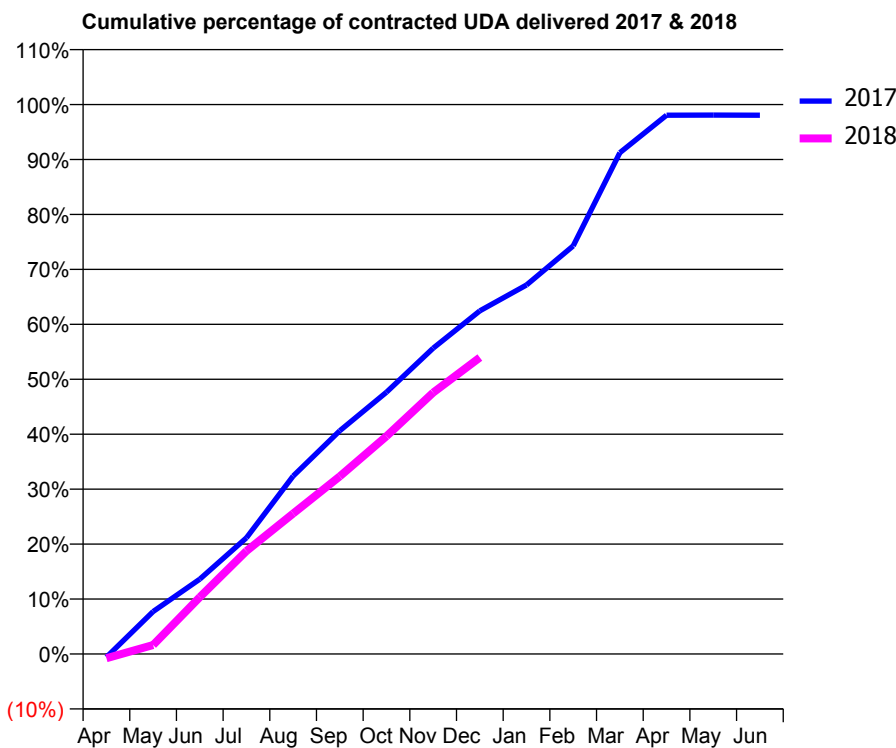
17/18 Contracted general activity (UDA)	8,400
Carry forward general activity (UDA)	163
17/18 Contracted orthodontic activity (UOA)	0
Carry forward orthodontic activity (UOA)	0
Baseline contract value	£193,343.01

ACCESS*

Patients seen in 24 months	Total	Change since previous quarter
Quarter ending December 2016	2,511	
Quarter ending March 2017	2,521	→
Quarter ending June 2017	2,451	↓
Quarter ending September 2017	2,413	↓
Quarter ending December 2017	2,367	↓
Variance since December 2016	(5.7%)	↓



ACTIVITY



Month	Adjusted Scheduled Activity (UDA)	
	2017	2018
April	-50	-67
May	650	138
June	1,145	870
July	1,776	1,576
August	2,721	2,147
September	3,414	2,716
October	4,002	3,329
November	4,674	3,997
December	5,245	4,533
January	5,642	
February	6,239	
March	7,664	
April	8,237	
May	8,238	
June	8,237	

QUALITY

	Quantity	Base Number	Contract	AT	Region	England
% of FP17s for the same patient ID Re-attending within 3 months - Children	90	821	11.0%	10.2%	11.6%	12.0%
% of FP17s for the same patient ID Re-attending within 3 months - Adults	209	1,390	15.0%	15.3%	16.7%	15.9%
% of FP17s for the same patient ID Re-attending between 3 & 9 months - Children	516	821	62.9%	48.0%	47.3%	58.0%
% of FP17s for the same patient ID Re-attending between 3 & 9 months - Adults	745	1,390	53.6%	38.2%	38.3%	50.5%
% of FP17s for Band 1 Urgent Courses	122	2,025	6.0%	10.0%	10.5%	9.0%
% of FP17s Relating to Free Repair or Replacements	31	2,025	1.5%	0.6%	0.6%	0.8%
% of FP17s Relating to Continuations	0	2,025	0.0%	0.9%	0.8%	1.1%
% of Patients satisfied with the dentistry they have received	3	3	N/A	90.0%	89.0%	91.5%
% of Patients satisfied with the time they had to wait for an appointment	3	3	N/A	87.4%	84.2%	87.9%

* This is based on patients treated on this contract for their most recent course of treatment. Figures in italics indicate the base number of FP17s or Patient Questionnaire responses are less than 100. N/A is shown where the base number of responses is less than 10 during the period. % is calculated as Quantity/Base number*100

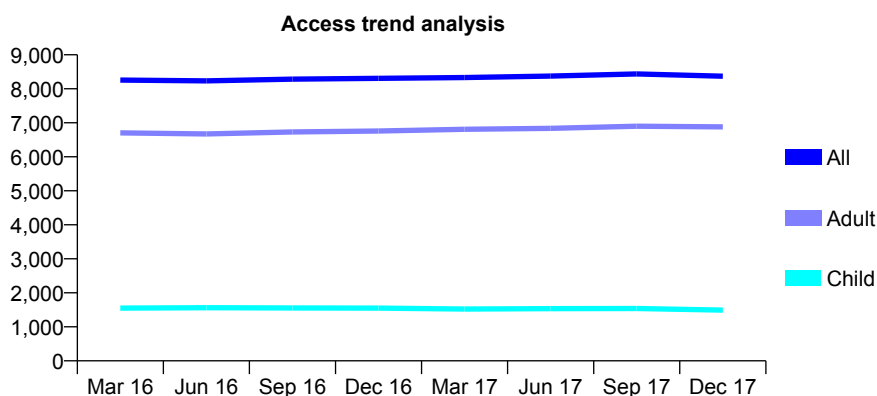
Q63 - Vital Signs At a Glance Contract Report for 943622/0001 - December 2017

Name or company name	MR H TORKZABAN
Contract type name	GDS Contract
Purpose of contract	General
Contract start date	01/04/2006
Contract end date	

17/18 Contracted general activity (UDA)	29,538
Carry forward general activity (UDA)	691
17/18 Contracted orthodontic activity (UOA)	0
Carry forward orthodontic activity (UOA)	0
Baseline contract value	£905,593.48

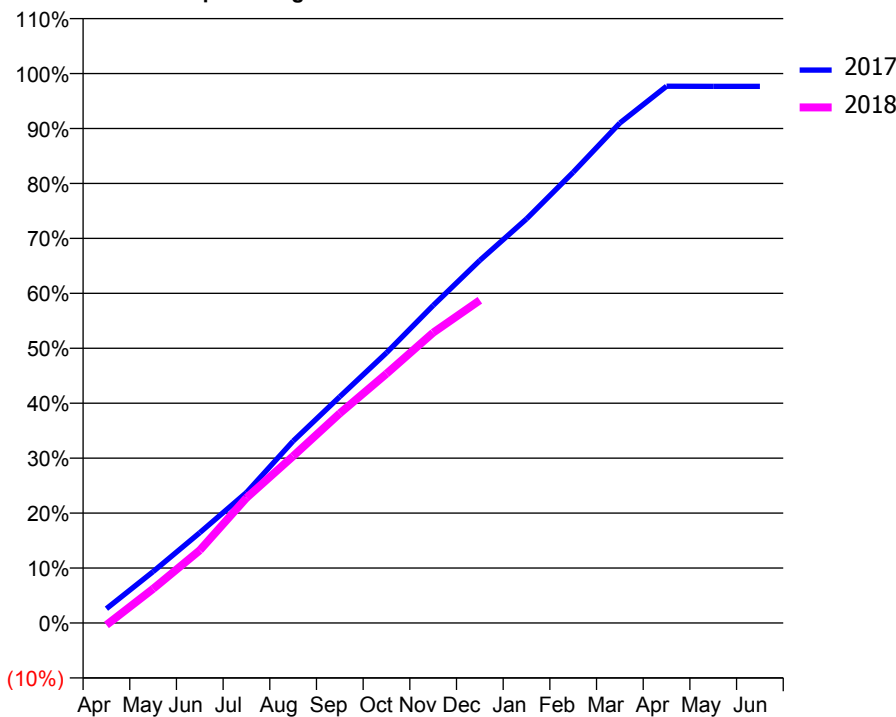
ACCESS*

Patients seen in 24 months	Total	Change since previous quarter
Quarter ending December 2016	8,308	
Quarter ending March 2017	8,330	→
Quarter ending June 2017	8,373	→
Quarter ending September 2017	8,439	→
Quarter ending December 2017	8,371	→
Variance since December 2016	0.8%	→



ACTIVITY

Cumulative percentage of contracted UDA delivered 2017 & 2018



Month	Adjusted Scheduled Activity (UDA)	
	2017	2018
April	771	-108
May	2,760	1,838
June	4,854	3,912
July	7,012	6,730
August	9,778	8,971
September	12,168	11,271
October	14,524	13,399
November	17,067	15,609
December	19,493	17,348
January	21,724	
February	24,230	
March	26,874	
April	28,853	
May	28,847	
June	28,847	

QUALITY

	Quantity	Base Number	Contract	AT	Region	England
% of FP17s for the same patient ID Re-attending within 3 months - Children	80	1,242	6.4%	10.2%	11.6%	12.0%
% of FP17s for the same patient ID Re-attending within 3 months - Adults	399	4,585	8.7%	15.3%	16.7%	15.9%
% of FP17s for the same patient ID Re-attending between 3 & 9 months - Children	485	1,242	39.0%	48.0%	47.3%	58.0%
% of FP17s for the same patient ID Re-attending between 3 & 9 months - Adults	1,315	4,585	28.7%	38.2%	38.3%	50.5%
% of FP17s for Band 1 Urgent Courses	486	5,470	8.9%	10.0%	10.5%	9.0%
% of FP17s Relating to Free Repair or Replacements	21	5,470	0.4%	0.6%	0.6%	0.8%
% of FP17s Relating to Continuations	26	5,470	0.5%	0.9%	0.8%	1.1%
% of Patients satisfied with the dentistry they have received	8	8	N/A	90.0%	89.0%	91.5%
% of Patients satisfied with the time they had to wait for an appointment	7	8	N/A	87.4%	84.2%	87.9%

* This is based on patients treated on this contract for their most recent course of treatment. Figures in italics indicate the base number of FP17s or Patient Questionnaire responses are less than 100. N/A is shown where the base number of responses is less than 10 during the period. % is calculated as Quantity/Base number*100

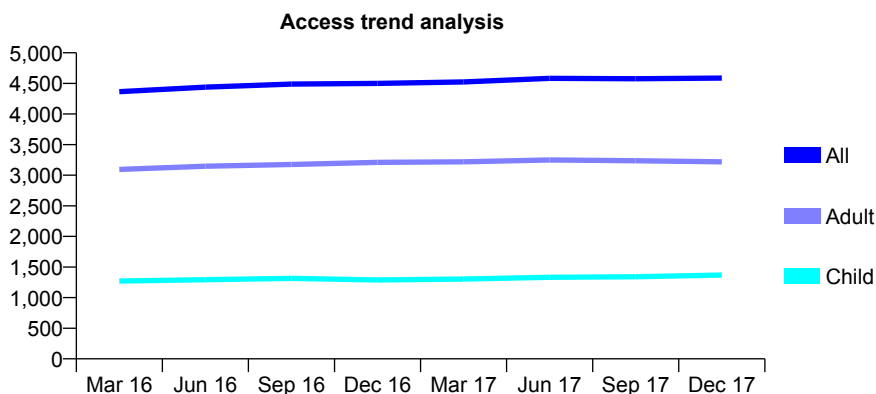
Q63 - Vital Signs At a Glance Contract Report for 943746/0001 - December 2017

Name or company name	MR MP FUNG
Contract type name	GDS Contract
Purpose of contract	General
Contract start date	01/04/2006
Contract end date	

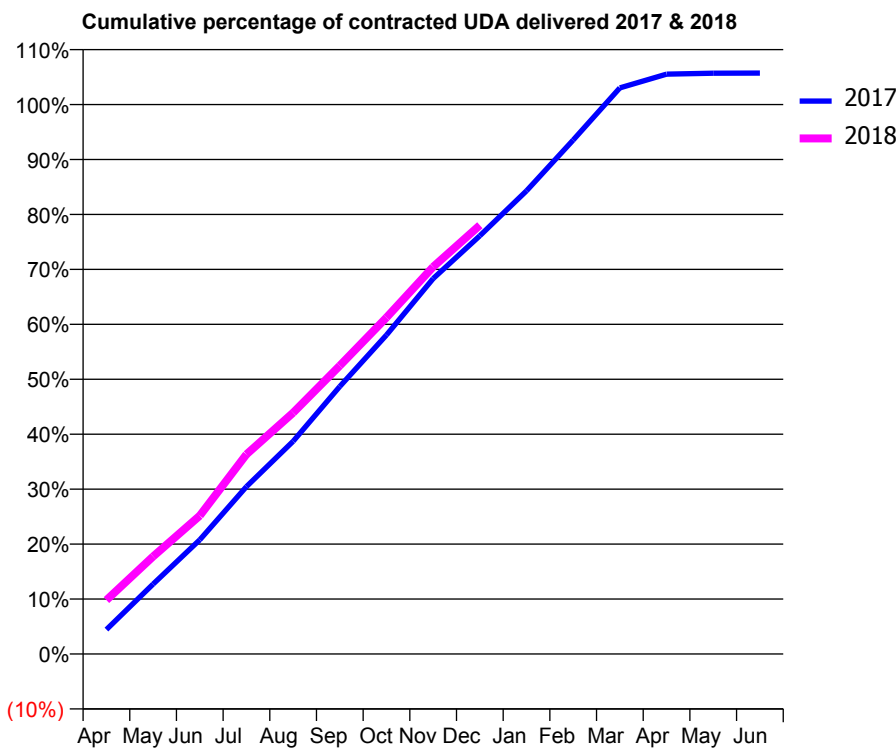
17/18 Contracted general activity (UDA)	8,866
Carry forward general activity (UDA)	-177
17/18 Contracted orthodontic activity (UOA)	0
Carry forward orthodontic activity (UOA)	0
Baseline contract value	£259,434.69

ACCESS*

Patients seen in 24 months	Total	Change since previous quarter
Quarter ending December 2016	4,500	
Quarter ending March 2017	4,523	→
Quarter ending June 2017	4,583	→
Quarter ending September 2017	4,576	→
Quarter ending December 2017	4,587	→
Variance since December 2016	1.9%	→



ACTIVITY



Month	Adjusted Scheduled Activity (UDA)	
	2017	2018
April	395	870
May	1,128	1,575
June	1,843	2,231
July	2,701	3,223
August	3,432	3,893
September	4,318	4,653
October	5,148	5,430
November	6,057	6,247
December	6,748	6,919
January	7,473	
February	8,294	
March	9,135	
April	9,356	
May	9,371	
June	9,374	

QUALITY

	Quantity	Base Number	Contract	AT	Region	England
% of FP17s for the same patient ID Re-attending within 3 months - Children	107	1,332	8.0%	10.2%	11.6%	12.0%
% of FP17s for the same patient ID Re-attending within 3 months - Adults	300	2,430	12.3%	15.3%	16.7%	15.9%
% of FP17s for the same patient ID Re-attending between 3 & 9 months - Children	715	1,332	53.7%	48.0%	47.3%	58.0%
% of FP17s for the same patient ID Re-attending between 3 & 9 months - Adults	815	2,430	33.5%	38.2%	38.3%	50.5%
% of FP17s for Band 1 Urgent Courses	287	3,303	8.7%	10.0%	10.5%	9.0%
% of FP17s Relating to Free Repair or Replacements	12	3,303	0.4%	0.6%	0.6%	0.8%
% of FP17s Relating to Continuations	53	3,303	1.6%	0.9%	0.8%	1.1%
% of Patients satisfied with the dentistry they have received	2	2	N/A	90.0%	89.0%	91.5%
% of Patients satisfied with the time they had to wait for an appointment	2	2	N/A	87.4%	84.2%	87.9%

* This is based on patients treated on this contract for their most recent course of treatment. Figures in italics indicate the base number of FP17s or Patient Questionnaire responses are less than 100. N/A is shown where the base number of responses is less than 10 during the period. % is calculated as Quantity/Base number*100

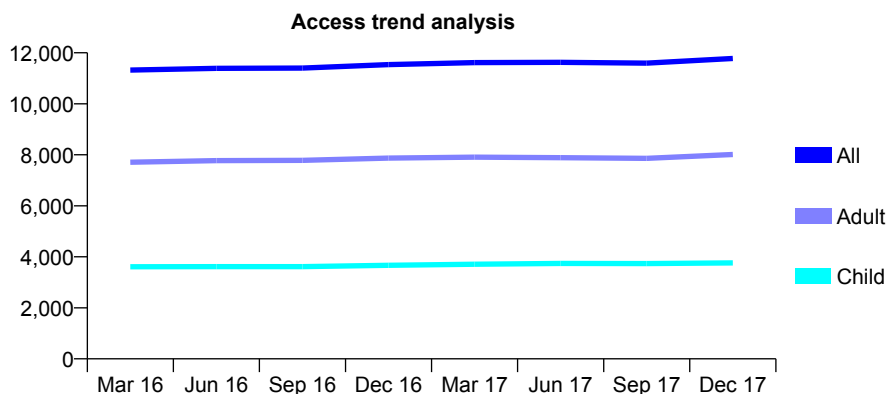
Q63 - Vital Signs At a Glance Contract Report for 943967/0001 - December 2017

Name or company name	MR JL UBEROI
Contract type name	GDS Contract
Purpose of contract	General
Contract start date	18/12/2009
Contract end date	

17/18 Contracted general activity (UDA)	32,120
Carry forward general activity (UDA)	0
17/18 Contracted orthodontic activity (UOA)	0
Carry forward orthodontic activity (UOA)	0
Baseline contract value	£766,919.39

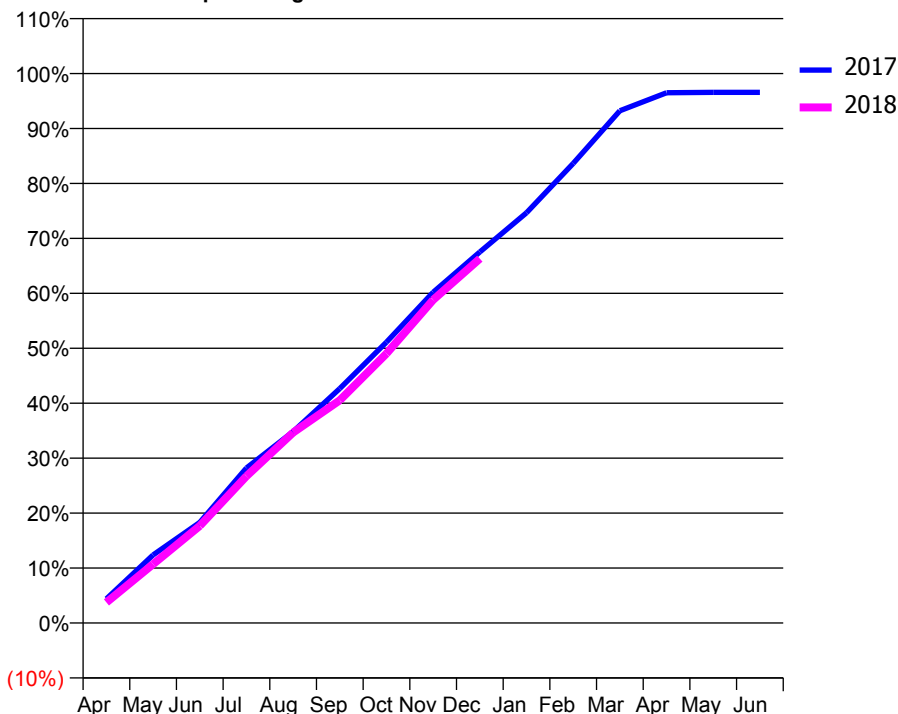
ACCESS*

Patients seen in 24 months	Total	Change since previous quarter
Quarter ending December 2016	11,538	
Quarter ending March 2017	11,616	→
Quarter ending June 2017	11,627	→
Quarter ending September 2017	11,595	→
Quarter ending December 2017	11,778	→
Variance since December 2016	2.1%	↑



ACTIVITY

Cumulative percentage of contracted UDA delivered 2017 & 2018



Month	Adjusted Scheduled Activity (UDA)	
	2017	2018
April	1,411	1,205
May	3,976	3,438
June	5,881	5,682
July	9,060	8,586
August	11,185	11,132
September	13,704	13,019
October	16,421	15,747
November	19,333	18,888
December	21,686	21,300
January	23,979	
February	26,867	
March	29,945	
April	30,997	
May	31,020	
June	31,020	

QUALITY

	Quantity	Base Number	Contract	AT	Region	England
% of FP17s for the same patient ID Re-attending within 3 months - Children	507	3,664	13.8%	10.2%	11.6%	12.0%
% of FP17s for the same patient ID Re-attending within 3 months - Adults	1,021	6,092	16.8%	15.3%	16.7%	15.9%
% of FP17s for the same patient ID Re-attending between 3 & 9 months - Children	1,544	3,664	42.1%	48.0%	47.3%	58.0%
% of FP17s for the same patient ID Re-attending between 3 & 9 months - Adults	2,124	6,092	34.9%	38.2%	38.3%	50.5%
% of FP17s for Band 1 Urgent Courses	1,138	9,305	12.2%	10.0%	10.5%	9.0%
% of FP17s Relating to Free Repair or Replacements	186	9,305	2.0%	0.6%	0.6%	0.8%
% of FP17s Relating to Continuations	199	9,305	2.1%	0.9%	0.8%	1.1%
% of Patients satisfied with the dentistry they have received	17	20	85.0%	90.0%	89.0%	91.5%
% of Patients satisfied with the time they had to wait for an appointment	19	20	95.0%	87.4%	84.2%	87.9%

* This is based on patients treated on this contract for their most recent course of treatment. Figures in italics indicate the base number of FP17s or Patient Questionnaire responses are less than 100. N/A is shown where the base number of responses is less than 10 during the period. % is calculated as Quantity/Base number*100

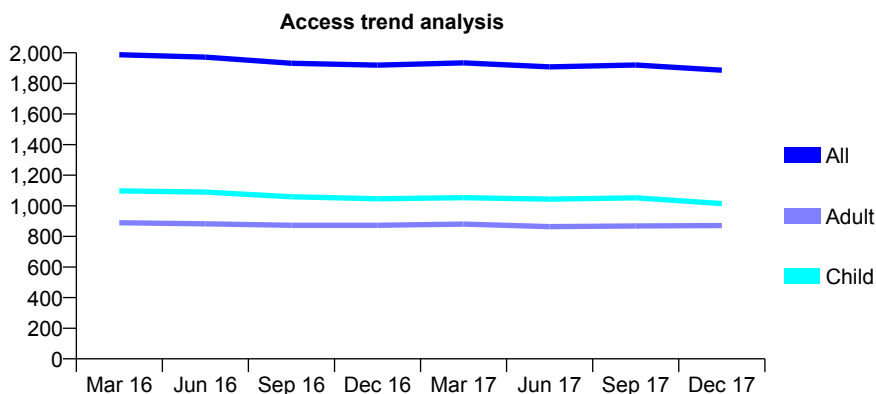
Q63 - Vital Signs At a Glance Contract Report for 952982/0005 - December 2017

Name or company name	MR PC COLEY
Contract type name	GDS Contract
Purpose of contract	General
Contract start date	02/04/2013
Contract end date	

17/18 Contracted general activity (UDA)	4,762
Carry forward general activity (UDA)	0
17/18 Contracted orthodontic activity (UOA)	0
Carry forward orthodontic activity (UOA)	0
Baseline contract value	£109,554.25

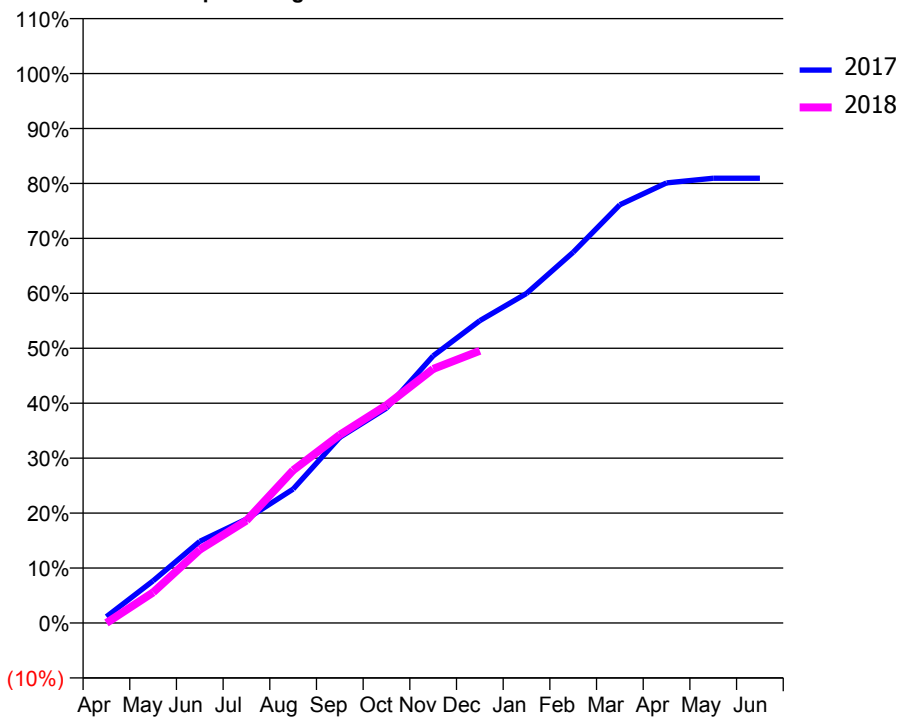
ACCESS*

Patients seen in 24 months	Total	Change since previous quarter
Quarter ending December 2016	1,919	
Quarter ending March 2017	1,934	→
Quarter ending June 2017	1,908	↓
Quarter ending September 2017	1,920	→
Quarter ending December 2017	1,886	↓
Variance since December 2016	(1.7%)	↓



ACTIVITY

Cumulative percentage of contracted UDA delivered 2017 & 2018



Month	Adjusted Scheduled Activity (UDA)	
	2017	2018
April	54	0
May	366	265
June	708	636
July	900	888
August	1,161	1,324
September	1,610	1,631
October	1,863	1,888
November	2,315	2,202
December	2,620	2,360
January	2,856	
February	3,213	
March	3,625	
April	3,814	
May	3,854	
June	3,854	

QUALITY

	Quantity	Base Number	Contract	AT	Region	England
% of FP17s for the same patient ID Re-attending within 3 months - Children	96	1,116	8.6%	10.2%	11.6%	12.0%
% of FP17s for the same patient ID Re-attending within 3 months - Adults	63	716	8.8%	15.3%	16.7%	15.9%
% of FP17s for the same patient ID Re-attending between 3 & 9 months - Children	680	1,116	60.9%	48.0%	47.3%	58.0%
% of FP17s for the same patient ID Re-attending between 3 & 9 months - Adults	414	716	57.8%	38.2%	38.3%	50.5%
% of FP17s for Band 1 Urgent Courses	48	1,671	2.9%	10.0%	10.5%	9.0%
% of FP17s Relating to Free Repair or Replacements	3	1,671	0.2%	0.6%	0.6%	0.8%
% of FP17s Relating to Continuations	2	1,671	0.1%	0.9%	0.8%	1.1%
% of Patients satisfied with the dentistry they have received	1	1	N/A	90.0%	89.0%	91.5%
% of Patients satisfied with the time they had to wait for an appointment	1	1	N/A	87.4%	84.2%	87.9%

* This is based on patients treated on this contract for their most recent course of treatment. Figures in italics indicate the base number of FP17s or Patient Questionnaire responses are less than 100. N/A is shown where the base number of responses is less than 10 during the period. % is calculated as Quantity/Base number*100

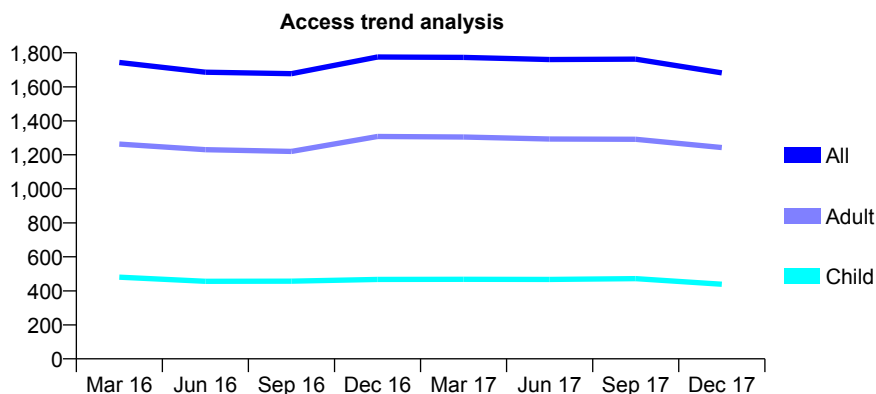
Q63 - Vital Signs At a Glance Contract Report for 990418/0001 - December 2017

Name or company name	MR D SHAH
Contract type name	GDS Contract
Purpose of contract	General
Contract start date	01/04/2006
Contract end date	

17/18 Contracted general activity (UDA)	9,011
Carry forward general activity (UDA)	-180
17/18 Contracted orthodontic activity (UOA)	0
Carry forward orthodontic activity (UOA)	0
Baseline contract value	£298,441.44

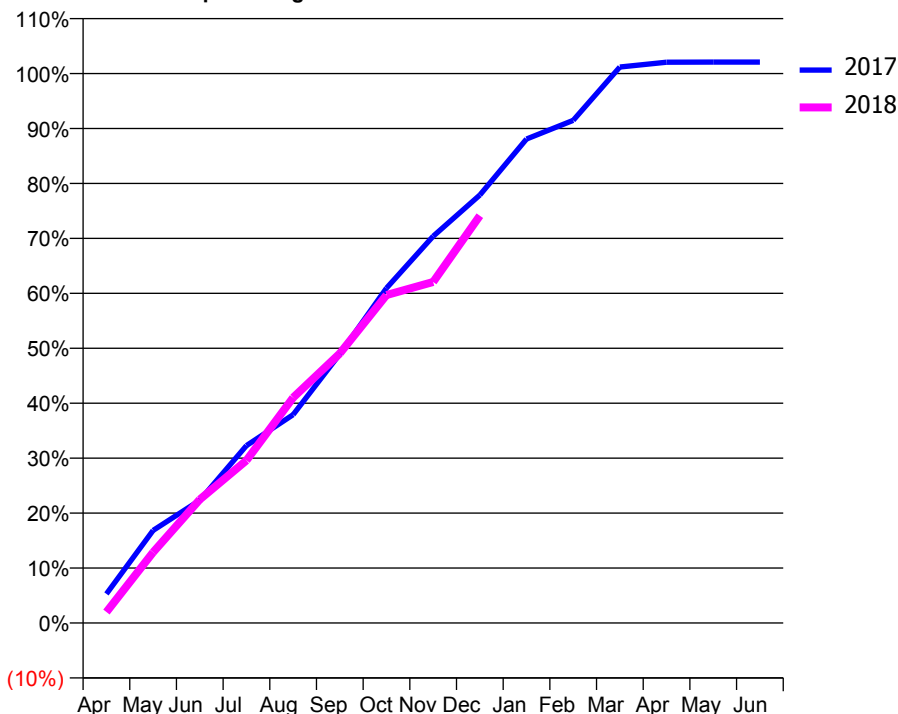
ACCESS*

Patients seen in 24 months	Total	Change since previous quarter
Quarter ending December 2016	1,775	
Quarter ending March 2017	1,773	→
Quarter ending June 2017	1,760	→
Quarter ending September 2017	1,763	→
Quarter ending December 2017	1,682	↓
Variance since December 2016	(5.2%)	↓



ACTIVITY

Cumulative percentage of contracted UDA delivered 2017 & 2018



Month	Adjusted Scheduled Activity (UDA)	
	2017	2018
April	477	180
May	1,518	1,161
June	2,012	2,026
July	2,909	2,667
August	3,417	3,697
September	4,411	4,421
October	5,491	5,377
November	6,343	5,591
December	7,019	6,679
January	7,936	
February	8,242	
March	9,118	
April	9,196	
May	9,197	
June	9,197	

QUALITY

	Quantity	Base Number	Contract	AT	Region	England
% of FP17s for the same patient ID Re-attending within 3 months - Children	17	321	5.3%	10.2%	11.6%	12.0%
% of FP17s for the same patient ID Re-attending within 3 months - Adults	138	879	15.7%	15.3%	16.7%	15.9%
% of FP17s for the same patient ID Re-attending between 3 & 9 months - Children	109	321	34.0%	48.0%	47.3%	58.0%
% of FP17s for the same patient ID Re-attending between 3 & 9 months - Adults	277	879	31.5%	38.2%	38.3%	50.5%
% of FP17s for Band 1 Urgent Courses	9	1,181	0.8%	10.0%	10.5%	9.0%
% of FP17s Relating to Free Repair or Replacements	1	1,181	0.1%	0.6%	0.6%	0.8%
% of FP17s Relating to Continuations	0	1,181	0.0%	0.9%	0.8%	1.1%
% of Patients satisfied with the dentistry they have received	2	3	N/A	90.0%	89.0%	91.5%
% of Patients satisfied with the time they had to wait for an appointment	3	3	N/A	87.4%	84.2%	87.9%

* This is based on patients treated on this contract for their most recent course of treatment. Figures in italics indicate the base number of FP17s or Patient Questionnaire responses are less than 100. N/A is shown where the base number of responses is less than 10 during the period. % is calculated as Quantity/Base number*100

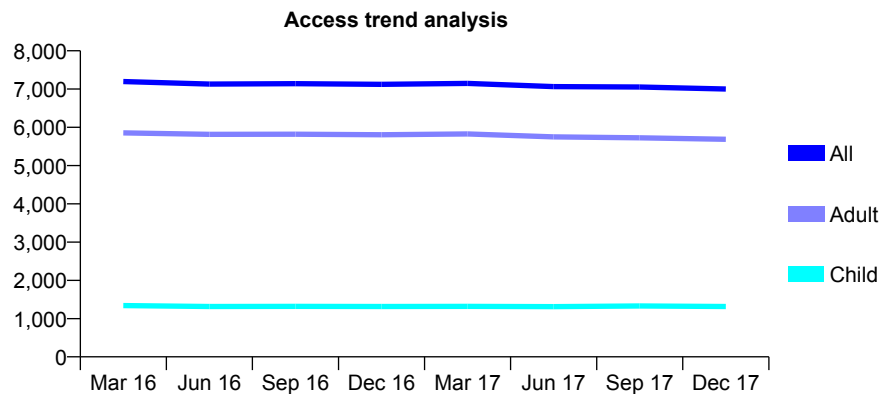
Q63 - Vital Signs At a Glance Contract Report for 990914/0001 - December 2017

Name or company name	MISS AM MANJI
Contract type name	GDS Contract
Purpose of contract	General
Contract start date	27/11/2013
Contract end date	

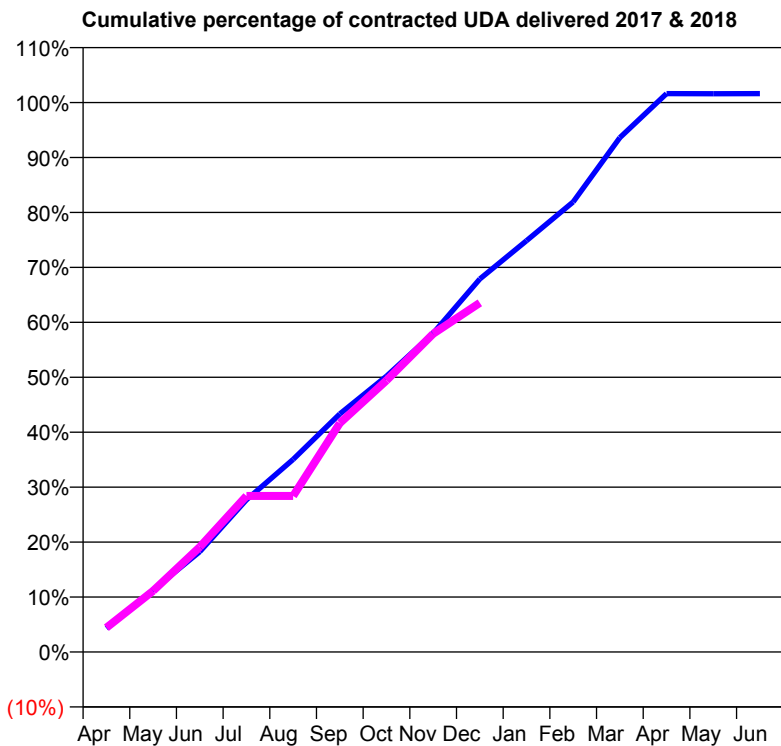
17/18 Contracted general activity (UDA)	20,500
Carry forward general activity (UDA)	-332
17/18 Contracted orthodontic activity (UOA)	0
Carry forward orthodontic activity (UOA)	0
Baseline contract value	£432,309.57

ACCESS*

Patients seen in 24 months	Total	Change since previous quarter
Quarter ending December 2016	7,124	
Quarter ending March 2017	7,146	→
Quarter ending June 2017	7,064	↓
Quarter ending September 2017	7,053	→
Quarter ending December 2017	7,002	→
Variance since December 2016	(1.7%)	↓



ACTIVITY



Month	Adjusted Scheduled Activity (UDA)	
	2017	2018
April	884	910
May	2,314	2,279
June	3,743	3,916
July	5,679	5,825
August	7,187	5,825
September	8,883	8,539
October	10,291	10,133
November	11,894	11,870
December	13,916	13,027
January	15,346	
February	16,791	
March	19,189	
April	20,832	
May	20,827	
June	20,832	

QUALITY

	Quantity	Base Number	Contract	AT	Region	England
% of FP17s for the same patient ID Re-attending within 3 months - Children	91	1,453	6.3%	10.2%	11.6%	12.0%
% of FP17s for the same patient ID Re-attending within 3 months - Adults	1,021	6,102	16.7%	15.3%	16.7%	15.9%
% of FP17s for the same patient ID Re-attending between 3 & 9 months - Children	897	1,453	61.7%	48.0%	47.3%	58.0%
% of FP17s for the same patient ID Re-attending between 3 & 9 months - Adults	2,953	6,102	48.4%	38.2%	38.3%	50.5%
% of FP17s for Band 1 Urgent Courses	444	6,907	6.4%	10.0%	10.5%	9.0%
% of FP17s Relating to Free Repair or Replacements	76	6,907	1.1%	0.6%	0.6%	0.8%
% of FP17s Relating to Continuations	186	6,907	2.7%	0.9%	0.8%	1.1%
% of Patients satisfied with the dentistry they have received	3	4	N/A	90.0%	89.0%	91.5%
% of Patients satisfied with the time they had to wait for an appointment	4	4	N/A	87.4%	84.2%	87.9%

* This is based on patients treated on this contract for their most recent course of treatment. Figures in italics indicate the base number of FP17s or Patient Questionnaire responses are less than 100. N/A is shown where the base number of responses is less than 10 during the period. % is calculated as Quantity/Base number*100

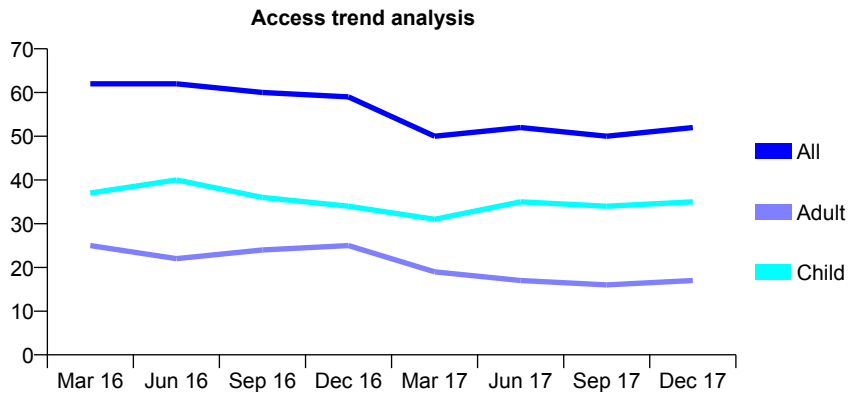
Q63 - Vital Signs At a Glance Contract Report for 998419/0001 - December 2017

Name or company name	MR AJ RUPAREL
Contract type name	GDS Contract
Purpose of contract	General
Contract start date	01/04/2006
Contract end date	

17/18 Contracted general activity (UDA)	100
Carry forward general activity (UDA)	0
17/18 Contracted orthodontic activity (UOA)	0
Carry forward orthodontic activity (UOA)	0
Baseline contract value	£2,549.65

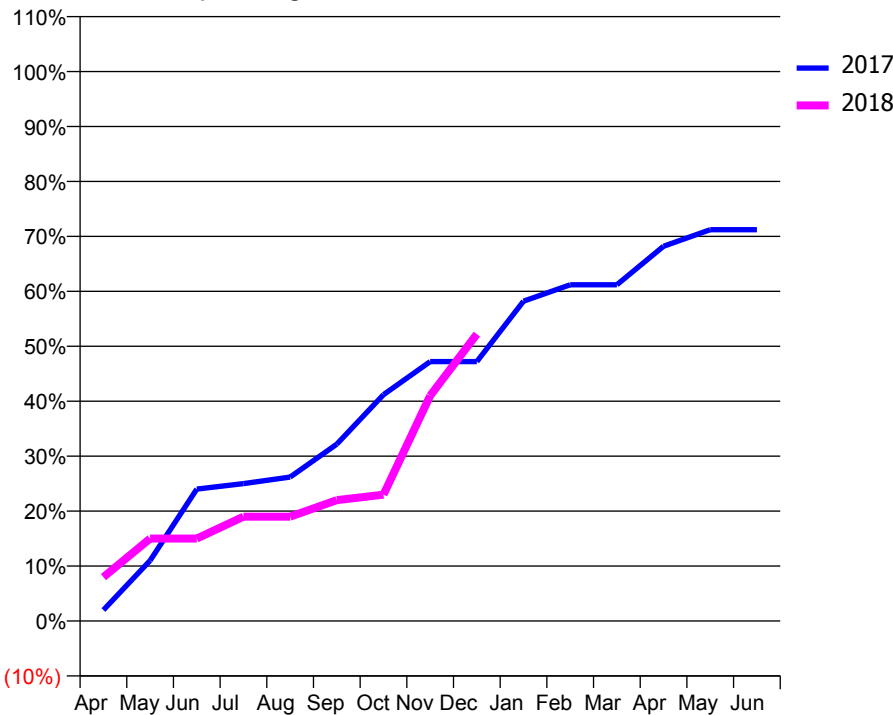
ACCESS*

Patients seen in 24 months	Total	Change since previous quarter
Quarter ending December 2016	59	
Quarter ending March 2017	50	↓
Quarter ending June 2017	52	↑
Quarter ending September 2017	50	↓
Quarter ending December 2017	52	↑
Variance since December 2016	(11.9%)	↓



ACTIVITY

Cumulative percentage of contracted UDA delivered 2017 & 2018



Month	Adjusted Scheduled Activity (UDA)	
	2017	2018
April	2	8
May	11	15
June	24	15
July	25	19
August	26	19
September	32	22
October	41	23
November	47	41
December	47	52
January	58	
February	61	
March	61	
April	68	
May	71	
June	71	

QUALITY

	Quantity	Base Number	Contract	AT	Region	England
% of FP17s for the same patient ID Re-attending within 3 months - Children	1	22	4.5%	10.2%	11.6%	12.0%
% of FP17s for the same patient ID Re-attending within 3 months - Adults	1	15	6.7%	15.3%	16.7%	15.9%
% of FP17s for the same patient ID Re-attending between 3 & 9 months - Children	1	22	4.5%	48.0%	47.3%	58.0%
% of FP17s for the same patient ID Re-attending between 3 & 9 months - Adults	2	15	13.3%	38.2%	38.3%	50.5%
% of FP17s for Band 1 Urgent Courses	1	33	3.0%	10.0%	10.5%	9.0%
% of FP17s Relating to Free Repair or Replacements	0	33	0.0%	0.6%	0.6%	0.8%
% of FP17s Relating to Continuations	0	33	0.0%	0.9%	0.8%	1.1%
% of Patients satisfied with the dentistry they have received	0	0	N/A	90.0%	89.0%	91.5%
% of Patients satisfied with the time they had to wait for an appointment	0	0	N/A	87.4%	84.2%	87.9%

* This is based on patients treated on this contract for their most recent course of treatment. Figures in italics indicate the base number of FP17s or Patient Questionnaire responses are less than 100. N/A is shown where the base number of responses is less than 10 during the period. % is calculated as Quantity/Base number*100